

MIAMI DOLPHINS

MEDIA GUIDE

 2021



NEED
AN
APP?

ZUDY[®]
Apps **NOW**

FREE TRIAL
AVAILABLE!

Get It In **One Week!**

Apps **Zudy** can help you build and customize
for your business for a **fraction of the time and cost:**

WORKPLACE SAFETY

- Covid-19 Tracing
- Wellness
- Security

HUMAN RESOURCES

- Onboarding / Offboarding
- Benefits Admin
- Diversity (DEI)

LEGAL

- Contract Management
- Equity Trade Requests
- Policy Management

SALES

- CRM
- Sales Management
- Field Roster Accelerator

FINANCE / ACCOUNTING

- Extensive Dashboarding / Analysis / Reporting
- Workflow Approvals

MARKETING

- Procurement Dashboards
- Inventory Reporting
- PO Actualization

and many more...



Zudy is proud to be the official AppDev solution and partner to the Miami Dolphins and Hard Rock Stadium.



MIAMI DOLPHINS

2021 SCHEDULE



01 SEP 12
4:25 PM



02 SEP 19
1:00 PM



03 SEP 26
4:05 PM



04 OCT 03
1:00 PM



05 OCT 10
1:00 PM



06 OCT 17
9:30 AM



07 OCT 24
1:00 PM



08 OCT 31
1:00 PM



09 NOV 07
1:00 PM



10 NOV 11
8:20 PM



11 NOV 21
1:00 PM



12 NOV 28
1:00 PM



13 DEC 05
1:00 PM



15 DEC 18 or 19
TBD



16 DEC 27
8:15 PM



17 JAN 02
1:00 PM



18 JAN 09
1:00 PM



DEDICATION

The 2021 Miami Dolphins Media Guide is dedicated to the memories of former tight end Arthur Cox, cornerback/safety Calvin Jackson, defensive coordinator George Hill, broadcaster Larry King, assistant coach Howard Schnellenberger and safety Jake Scott, each of whom passed away during the past year.



Cox (Feb. 5, 1961 – July 10, 2020) played two games at tight end with the Dolphins during the 1991 season, seeing action mostly on special teams and goal-line situations. Prior to his stint with the Dolphins, Cox played with the Atlanta Falcons (1983–87), San Diego Chargers (1988–91) and Cleveland Browns (1991). He finished his NFL career with 170 receptions for 1,758 receiving yards and 10 touchdowns.



Jackson (Feb. 28, 1972 – March 15, 2021) played his entire six-year (1994-99) NFL career with the Dolphins, starting at both cornerback and safety. After joining the Dolphins as an undrafted free agent from Auburn, Jackson played in 75 games with 57 starts and recorded four career interceptions with one touchdown and added four career sacks. He was a co-winner of the team's Nat Moore Community Service Award in 1999.



Hill (April 28, 1933 – Nov. 10, 2020) coached 11 seasons (1989-99) with the Dolphins, having spent his first seven years with the team as linebackers coach and retained those duties when he was promoted to defensive coordinator prior to the 1996 season. In 1998, Hill oversaw a defense which allowed an NFL-low 265 points and recorded two shutouts. Before originally coming to the Dolphins on March 1, 1989, Hill spent four seasons (1985-88) as defensive coordinator for the Indianapolis Colts and six seasons (1979-84) as the linebackers coach for the Philadelphia Eagles. Before joining the Eagles, Hill was part of Woody Hayes' staff at Ohio State for eight seasons (1971-78) as the defensive coordinator. He also was the defensive coordinator at Duke from 1966 through 1970 and served as the defensive coordinator at Cornell (1965), Denison University (1960-64), and Findlay (Ohio) College (1959).



King (Nov. 19, 1933 – Jan. 23, 2021) served as a color commentator for the Dolphins radio broadcasts for the 1970-71 and 1977 seasons. On Dec. 6, 2009, King returned to the booth and called part of the Dolphins' game against the New England Patriots. From 1985 to 2010, he hosted the nightly interview television program "Larry King Live" on CNN and later hosted "Larry King Now" from 2012-20, which aired on Hulu, Ora TV, and RT America.



Schnellenberger (March 16, 1934 – March 27, 2021) had two stints on the Dolphins coaching staff, first from 1970-72 as offense/receivers coach before returning from 1975-78 as offense/receivers and passing game coach. Schnellenberger's offense was a key component as the Dolphins posted the NFL's only perfect season and won Super Bowl VII in 1972. A pillar in the South Florida sports community, Schnellenberger was head coach at the University of Miami (1979-83) and led the Hurricanes to their first national championship in 1983. He also helped launch football at Florida Atlantic University, serving as their head coach from 2001-11. The playing surface at FAU's stadium was named Howard Schnellenberger Field, after the founding coach of the Owls football program, on Aug. 20, 2014. Additionally, he served as head coach with the Baltimore Colts (1973-74) and in the college ranks with Louisville (1985-94) and Oklahoma (1995).



Scott (July 20, 1945 – Nov. 19, 2020) played free safety and punt returner with the Dolphins from 1970-75 and then the Washington Football Team from 1976-78. Scott recorded a franchise-record 35 interceptions in his six seasons in Miami, and added another 14 in his three years with Washington. Scott played his best in the biggest games. He was named MVP of Super Bowl VII by recording two interceptions in Miami's 14-7 win over Washington. A year later, he helped the Dolphins in their second consecutive championship, 24-7 in Super Bowl VIII, recording two fumble recoveries, becoming the first player to recover two fumbles in a Super Bowl game. Scott was inducted into the Miami Dolphins Honor Roll on Nov. 18, 2010 and was also named to the Dolphins' 25th and 50th season all-time teams. His five consecutive Pro Bowl selections are tied for the most by any defensive player in Dolphins history. He was named All-Pro following the 1972-75 seasons.

INDEX

A

All-Time Dolphins Won-Lost Records	266
Acquired, How They Were	226
Attendance	435-437

B

Baptist Health Training Complex	72-73
Biographies	
Assistant Coaches	24-43
Directors and Partners	11
Executives	12-22
Flores, Brian	23
Football Operations	43-55
Garfinkel, Tom	12
Grier, Chris	13-14
Players	
Draft Choices	212-217
Rookie Free Agents	218-222
Veterans	77-211
Ross, Stephen	10-11
Broadcasters, All-Time	616-618

C

Cheerleaders	58
Coldest/Warmest Games	465
Comebacks, Largest	429
Community, In the	59-60
Credits	9
Crowds, Dolphins' 10 Largest	434

D

Dedication	2
Directory, Staff	5-9
Dolphins Are Among The Best	74
Dolphins Facts, Index of	9
Dolphins Name	22
Dolphins = Winners	75-76
Dolphins on the Air	615-618
Draft, All-Time (1966-2021)	593-603
Draft, All-Time By Position	603
Draft, First Round By Position	603

F

Flipper	198
Free Agency, Plan B	610-611
Free Agents, Unrestricted	611-614

G

Game-By-Game Starters and Inactives, 2020	236
Game-By-Game Statistics, 2020	237-239
Game-By-Game Summaries, 2020	241-256

H

Hall of Fame, Dolphins In	536-556
Hard Rock Stadium	61-67
Historical Highlights	437-464
Honors	521-528

L

Last Time, Regular Season	413-417
Leaders, All-Time	373-390
League Leaders, Dolphins	534-535
Logo, Dolphins	267

M

Margins, Largest of Victory and Defeat	429
Medical Consultants	53
Men Of The Year	424

N	
Numbers, Dolphins By The	589-593
O	
Orange Bowl	239
Outstanding Performances, Dolphins	392-400
Outstanding Performances, Opponents	405-413
Overtime, Dolphins In	427-428
P	
Performance Awards	529-531
Player Participation, 2020	240
Players of the Week & Month, AFC/NFL	531-533
Playoff History	466-506
Playoff Last Time	519-521
Playoff Leaders, All-Time	515-518
Playoff Records, Dolphins Individual	507-509
Playoff Records, Dolphins Team	510-512
Playoff Records, Opponents	513-514
Preseason, All-Time Results	268-274
Preseason, Miami In	267
Prime Time Dolphins	432-433
Pro Bowl Selections	523-524
Pronunciation Guide	225
R	
Record, Home and Away	430
Record, Month By Month	431
Records, Dolphins Individual	351-364
Records, Dolphins Team	365-373
Records, Opponents Individual	400-403
Records, Starting Quarterbacks	535
Results, All-Time	259-266
Retired Jerseys	557
Robbie Alumni Plaza	213
Roster, 2021 Alphabetical	224
Roster, 2021 Numerical	223
Roster, 2021 Positional	225
Roster, All-Time Players and Coaches	558-581
S	
Schedule, 2021 Dolphins	1
Season Leaders, Top 20	391-392
Service, Length Of	582
Shula, Don Statue	20
Statistical Bests, 2020	231-235
Statistics, 2020 Dolphins	227-230
T	
Top Tens, Opponents	404
Trades, All-Time	604-610
Transactions, 2020-21	257-258
W	
What To Look For In 2021	55-57
Where They've Come From	582-588
Y	
Year-By-Year Final Statistics (1966-2020)	296-350
Year-By-Year Leaders	417-424
Year-By-Year Offense and Defense	425-426
Year-By-Year Scores	274-295

STAFF DIRECTORY

MIAMI DOLPHINS CORPORATE HEADQUARTERS
HARD ROCK STADIUM
 347 Don Shula Drive
 Miami Gardens, FL 33056
 (305) 943-8000 • (888) FINS-TIX – Tickets

BAPTIST HEALTH TRAINING COMPLEX
 20000 NW 27th Ave.
 Miami Gardens, FL 33056
 (954) 452-7000

Chairman of the Board/Managing General Partner	Stephen M. Ross
Vice Chairman/Partner	Bruce Beal
Vice Chairmen	Tom Garfinkel, Matt Higgins, Jorge Perez
Partners	Marc Anthony, Fergie, Serena Williams, Venus Williams

EXECUTIVES

Vice Chairman, President & Chief Executive Officer	Tom Garfinkel
General Manager	Chris Grier
Senior Vice President, Football & Business Administration	Brandon Shore
Senior Vice President, Stadium Operations	Todd Boyan
Senior Vice President, Chief Financial Officer	Chris Clements
Senior Vice President, Communications & Community Affairs	Jason Jenkins
Senior Vice President, Special Projects, Alumni Relations & Advisor to CEO	Nat Moore
Senior Vice President, General Counsel	Myles Pistorius
Senior Vice President, Chief Revenue Officer	Jeremy Walls
Special Advisor to the Vice Chairman, President and CEO	Dan Marino
Vice President, Stadium Operations	Sam Coghill
Vice President, Ticket Sales & Service	Ryan Davenport
Vice President, Guest and VIP Services	Bill Galante
Vice President, Corporate Partnerships	Steve Mullins
Vice President, Marketing Analytics	Ben Roller
Vice President, Chief Information Officer	Kim Rometo
Vice President, Marketing	Laura Sandall
Vice President, Stadium Construction	Todd Staley

COACHING STAFF

Head Coach	Brian Flores
Assistant Head Coach/Special Teams Coordinator	Danny Crossman
Defensive Coordinator	Josh Boyer
Co-Offensive Coordinator/Tight Ends	George Godsey
Co-Offensive Coordinator/Running Backs	Eric Stutesville
Defensive Backs	Gerald Alexander
Cornerbacks	Charles Burks
Linebackers	Anthony Campanile
Defensive Line	Austin Clark
Assistant Special Teams	Brendan Farrell
Assistant Offensive Line	Shawn Flaherty
Quarterbacks	Charlie Frye
Wide Receivers	Josh Grizzard
Offensive Line	Lemuel Jeanpierre
Assistant Tight Ends	Mike Judge
Assistant Defensive Backs	Curt Kuntz
Outside Linebackers	Rob Leonard
Quality Control	Jordan Salkin, Kolby Smith
Head Strength & Conditioning	Dave Puloka
Assistant Strength & Conditioning	Jim Arthur

FOOTBALL OPERATIONS

ADMINISTRATION

Senior Vice President, Football & Business Administration	Brandon Shore
Senior Director, Team Operations	Scott Bullis
Director, Coaching Analytics	Max Mulitz
Director, Football Administration & Strategy	Max Napolitano
Director, Football Research & Strategy	Tom Pasquali
Director, Player Engagement	Kaleb Thornhill
Director, Sports Nutrition	John Parenti
Director, Team Security	Drew Brooks
Manager, Team Operations	Derek DeMasi
Coordinator, Player Engagement	Alex Martin
Coordinator, Sports Science/Strength & Conditioning Assistant	Adam Lachance
Head Coach Assistant/Research & Analysis	Harrison Freid
Assistant to the Head Coach	Lance Bennett

FOOTBALL OPERATIONS

Coaching Assistants	Steve Ferentz, Steve Gregory, Kenyon Jackson, Tyler Murphy, Erick Wren
Strength & Conditioning Assistant	Jimmy Mangiero
Executive Assistants, Football Operations	Annie Berger, Irma Gonzalez

ATHLETIC TRAINING

Head Athletic Trainer	Kyle Johnston
Associate Head Athletic Trainer	Troy Maurer
Associate Athletic Trainer	Naohisa Inoue
Director of Rehabilitation/Assistant Athletic Trainer	Jon Boone
Assistant Athletic Trainer	Jasmin Grimes

EQUIPMENT

Equipment Manager	Joe Cimino
Assistant Equipment Manager	Charlie Thiele
Equipment Assistants	Tyler Glende, Steve Guida, Jon Swede

PLAYER PERSONNEL

Assistant General Manager	Marvin Allen
Co-Directors, Player Personnel	Adam Engroff, Anthony Hunt
Assistant Director, College Scouting	Matt Winston
Senior National Scout	Ron Brockington
Senior Personnel Executive	Reggie McKenzie
Assistant Director, Pro Scouting	Chris Rossetti
College Scouts	Chris Buford, Chase Leshin, Lenny McGill, JP McGowan, Grant Wallace
Player Personnel Coordinator	Minh Luu
Pro Scout	Andy Howell
Player Personnel Scout	J.P. Correia
Personnel Scout	Liv Passy

TRAINING FACILITY OPERATIONS

Director, Grounds	Edwin Lamour
Facility Security	John Nessl
Engineering Assistant	Ferdinand Titre
Facility Grounds Assistant	Nate Jackson
Housekeeping	Hubert Fertl
Receptionist	Valerie Tucci

VIDEO

Director, Video	Mike Nobler
Assistant Director, Video	Dane Chester
Video Assistants	Ninno DePatrick, Aaron Sisk

BUSINESS OPERATIONS

COMMUNICATIONS

Senior Director, Football Communications	Anne Noland
Managers, Football Communications	Brett Brecheisen, Renzo Sheppard
Coordinator, Football Communications	Vira Halim
Coordinator, Corporate Communications	Paola Argueta

COMMUNITY AFFAIRS AND YOUTH PROGRAMS

Senior Director, Community Relations and Youth Programs	RaShauna Hobbs-Hamilton
Senior Director, Community Affairs	Leslie Nixon
Senior Manager, Community Relations	Ann Hake
Manager, Cheerleading	Johanna Torres
Manager, Community Affairs	Callie Newbanks
Manager, Community Relations	Ashley Gillis

CONTENT AND CREATIVE

Creative Director	Tru Filyaw
Director, Video Content	Vanessa Casal-Oñate
Art Director	Alex Cohen
Senior Manager, Video Production	Josh Lane
Lead Producer, Video Content	Angela Robledo
Manager, Photography	Peter McMahon
Senior Videographer/Editor	Jim Wolak
Cinematographer/Editor	Cody Gless
Videographers/Editors	Tre Freeman, Kevin Edwards
Creative Video Producer	Carly Gough
Digital Designer	Yuliya Shumilina
Associate Producer, Video Content	Rachel Smith

Motion Graphics Specialist	Laura Flores
Photographer	Carlos Goldman

CORPORATE PARTNERSHIPS

Vice President, Corporate Partnerships	Steve Mullins
Senior Director, Corporate Partnerships	Chris Bultinck
Senior Director, Corporate Partnerships and Media	Marques Jackson
Senior Director, Partnership Activation	Danielle Pierce
Senior Manager, Corporate Partnerships	Ben Bianchi
Senior Manager, Multicultural Partnerships	Adriana Vila Soto
Senior Manager, Partnership Activation	Briana Sanchez
Manager, Business Solutions	Katharine Bohlmann
Account Managers, Partnership Activation	Amanda Cozze, Katie Nava, Katharina Nowak
Coordinators, Business Solutions	Naomi Cutter, Esther Yang
Coordinator, Partnership Activation	Jacob Wakai

SOCIAL MEDIA

Senior Manager, Social Media	Stuart Drew
Podcaster	Travis Wingfield
Coordinator, Social Media	Caroline Wright

FINANCE AND ADMINISTRATION

Senior Director, Finance Operations	Michael Geraci
Senior Director, Finance	Darline Llopis
Senior Director, Legal and Government Affairs	Marcus Bach-Armas
Director, Audit, Tax & Compliance	Dionne Harris
Director, Finance	Sean McCarthy
Director, Finance and Accounting	Brian Patullo
Senior Manager, Payroll	Stephanie Burgos
Senior Archivist	Kristin Hingston
Manager, Accounts Payable	Karen Khaleel
Manager, Accounting	Bryce Zimmer
Manager, Business Analytics	Jillian Falduto
Accounts Payable Specialist	Michel Lopez
Business Analysts	Mason Cotch, Brady Engel, Taylor Lake
Coordinator, Payroll	Aduke Wilson
Staff Accountant	Michael Hodapp
Executive Assistant, Vice Chairman, President & CEO and Director, Executive Administration	Anita Barton
Executive Assistants	Angelica Addeo, Kathleen Lane
Executive Assistant, Stadium Renovation	Laura Mazzali

HUMAN RESOURCES

Senior Director, Human Resources	Jeremy Campos
Senior Manager, Human Resources	Angela Sperbeck

INFORMATION TECHNOLOGY

Vice President, Chief Information Officer	Kim Rometo
Senior Director, Football Systems	Alexander R. Corris
Senior Director, Information Technology	Sameer Istafa
Director, Broadcast Operations	Tomas Ruiz
Director, Delivery	Max Stiss
Senior Business Intelligence Architect	Ray Pimienta
IT Special Projects	Joe Curbelo
Manager, Broadcast Operations	Heather Pearson
Manager, Digital Assets	Hiro Ueno
Manager, Help Desk Support	Brianna Avedisian
Manager, Telecommunications	Juan Basto
Architect, Database	Carl Harris
Architect, Digital	Nate Johnson
Architect, Microsoft Dynamics Solution	Monica Fiallo
Architect, Radio Frequency	Joe Webel
Specialists, Football Systems	Patrick Oliver, Josh Pritzker
Systems Analyst	Bernia Pla
Systems Administrator	Anthony Iglesias
Event System, Technical Project Manager	Michael Perodeau
Broadcast Technicians	Brian Dougherty, Doug Erwin
Software Engineer	Ryan Marcoux
Coordinator, Event Systems	Aaron Mitchell
Coordinator, Help Desk	Daniel Castiel

MARKETING

Vice President, Marketing	Laura Sandall
Senior Director, Entertainment and Events	Katherine Milliken
Senior Manager, Client/Brand Management	Mikaela Sears
Senior Manager, Digital Marketing	Kaitlin Brennan
Senior Manager, Project Management	Maureen McCarthy
Managers, Digital Marketing	Emily Latham, Mitch Stubbs
Manager, Entertainment & Events	Chris Kerford
Manager, Event Presentation	John Gandy
Manager, Marketing and Communications	Allie England
Manager, Special Events	Sydney Williams
Coordinator, Digital Marketing	Noell Powell
Coordinator, Events	Jordan Brobst
Coordinator, Project Management	Kelsey Miller

MIAMI DOLPHINS FOUNDATION

Executive Director, Miami Dolphins Foundation	Jesse Marks
Director, Business and Operations	Gladys Sweeney
Director, Development and Partnerships	Javier Sanchez
Senior Manager, Development	Abbey Sutton
Manager, Development Programs	Erika Simmons
Coordinator, Development	Taylor Rose
Coordinator, Miami Dolphins Foundation	Erica Stoodley
Coordinator, Operations	Alex Borgert

TICKET SALES AND MEMBERSHIP SERVICES

Vice President, Marketing Analytics	Ben Roller
Vice President, Ticket Sales & Service	Ryan Davenport
Senior Director, Ticket Operations	Wes Serrato
Senior Director, Luxury & Suite Sales	Randy Wills
Director, Group Sales	Dave Mack
Director, Membership Service	Nathan Medrano
Director, Ticket Sales	Nolan O'Connor
Director, Ticket Sales and Service Activation	Kat Malara
Senior Manager, Suite Service & Team Lead	Jarrett Grushka
Senior Manager, Business Development	Brandon Plinto
Senior Manager, CRM	Ephraim Perez
Senior Manager, Ticket Operations	Daniel Brown
Manager, Club Membership Service	Alexa Glover
Manager, Group Sales	Courtney Campbell
Manager, Membership Service	Alexandra Hart
Manager, Sales Development	Alena Jasinski
Data Architect	Michael Satter
Sales & Marketing Business Analyst	Ethan Miller
Senior Account Executive, Group Sales	Robert Horvitz
Account Executives, Business Development	Blake BARRIBEAU, Julia Barron, Ricky Barton, Briannalee Bautista, Jessica Cooney, John Fernstrom, Marco Fontana, Nick Hart, Megan McClintock, Jonny Morales, Bobby Porretta, Justin Shulman, Corey Silva
Account Executives, Group Sales	Mackenzie Bryan, Eric Childs, William Lamson, John Michos, Tim Sozio
Account Managers, Club Membership Service	Alex Krocker, Justin Lucker, Robert Pick, Brendan Reh
Account Managers, Luxury Service	Jennifer LaBranche, Tom Lyons
Account Managers, Luxury & Suite Sales	Brandon Federico, Hunter Jacobs, Bobby Meehan, Zac Pallissard, TJ Schepperly, Ben Ward
Account Managers, Membership Service	Jake Buckley, Rob Collin, Giancarlo Lanfranco, Madeline Menzie, Steven Phipps, Robert Pick, Sidney Rubio, Gordon Smythe, Emma Taylor, Allie Yeager
Account Manager, Suite Service	Scott Schneider
Coordinator, CRM	Gyan Mehta

HARD ROCK STADIUM

ENGINEERING

Chief Engineer	Todd Ellzey
Lead Engineer	Allen Schlecker
HVAC Technicians	William Anderson, Jose Cubero
Mechanic	Jason Moody
Electricians	Jaime Adaros, Greg Gastiaburo
Plumbing Technician	Henry Dorcely
Maintenance Workers	Simon Blucher, Eugene Raymonvil, Ron Reely, Pete Rizzo

GROUNDS

Head Groundskeeper	Tom Wilson
Assistant Head Groundskeeper	Tim Collins
Groundskeepers	Richard Ansbaugh, Sergio Canales, Drew Gilmore

GUEST EXPERIENCE

Vice President, Guest and VIP Services	Bill Galante
Senior Director, Guest Experience	Kyle Mockler
Manager, Guest Experience	Daniel Healey
Coordinator, Guest Experience	Johany Peralta

HOUSEKEEPING

Director, Housekeeping and Operations	Marcello Essabba
Senior Manager, Housekeeping	Alex Besteiro
Manager, Housekeeping	James Altidor
Housekeeping Day Supervisor	Derrick Brookins
Housekeeping Post Manager	Danny Mendez
Administrative Assistant	Diane Hidalgo

STADIUM OPERATIONS

Vice President, Stadium Construction	Todd Staley
Vice President, Stadium Operations	Sam Coghill
Senior Director, Security	Joe Cicini
Senior Director, Stadium Operations	Frank Losito
Director, Parking	Merrell Higer
Manager, Parking Operations	Chad Brooks
Managers, Stadium Operations	Anthony Franceschini, Matt Langer, EJ Rodger
Manager, Stadium Security	Joss Cange
Account Manager, Event Sales	Melissa Darusz
Coordinator, Stadium Operations	Morgan Cole
Parking Administrator	Alyssa Benitez
Mail Attendant	Bill Tone
Set-Up Crew	Tommy Bell, Devon Fletcher, Osbaldo Polanco

CREDITS

The 2021 Miami Dolphins Media Guide was published by Brett Brecheisen and written and edited by Jason Jenkins, Anne Noland, Renzo Sheppard, Vira Halim, Sydney Wade, Paola Argueta and Scott Stone. Special thanks to the Pro Football Hall of Fame and the Elias Sports Bureau for their help and assistance. Editors Emeritus include Jeff Blumb, "Fudge" Browne, Charlie Callahan, Beano Cook, Michael Farnham, Harvey Greene, Tom Grimes, Neal Gulkis, Mike Hanson, Dick Horning, Bob Kearney, Seth Levit, Arthur Mickelson, Chip Namias, Hank Nathan, Fitz Ollison, Michael Pehanich, Mike Rathet, Matt Taylor, Eddie White and Rodney Wood. Photography by Peter McMahon, Carlos Goldman, Hiro Ueno, Jose Pineiro, Dave Cross and Associated Press.

INDEX OF DOLPHINS FACTS

200-Yard Rushing Performances	219	Passing Offense in the 1980s	152
1,000-Yard Rushers, Two On Same Team	428	Player-Coaches in Dolphins History	30
Alonso Scored Late Interception Touchdown	47	Playoff Shutouts	40
Brothers in Dolphins History	390	Points Scored and Allowed Leaders	404
Bye Weeks, Record Before and After	108	Pro Bowl MVPs	218
Changes of Game Dates and Venues	514	Pro Bowl Players	581
Coaching Longevity, Dolphins	22	Pro Bowl Touchdowns	79
Father-Son Combinations in Dolphins History	178	Receiving, Dual 100-Yard Games	172
Florida Colleges, Dolphins Drafted From	28	Rushing, Dual 100-Yard Games	203
Hard Rock Stadium Goes Hollywood	194	Rushing Offense In The 1970s	149
Home Wins, Consecutive	93	Sacks Allowed, Dolphins Among League Leaders	212
International Games, Dolphins In	57	Shula Is Coach To Hall of Famers	229
Longest Drives, Dolphins History	112	Shula, Don Coaching Longevity	19
Longest Game	98	Stofa, John Traded Twice	110
Miami Miracle	100	Taylor Had Three Tours of Duty With Miami	90
Mountaineer Shot	465	Training Camp History	73
National Champions	295	Wake Gave Miami A Walk-Off Win	193
No. 1 Overall Draft Picks	151	Win Streaks, Regular Season	424



STEPHEN ROSS

CHAIRMAN OF THE BOARD / MANAGING GENERAL PARTNER
COLLEGE: MICHIGAN
NFL: 14TH SEASON
DOLPHINS: 14TH SEASON

Stephen M. Ross, Chairman and Founder of Related Companies, the most prominent privately-owned real estate firm in the United States, first invested in the Miami Dolphins in February 2008, and in 2009, assumed the responsibilities of managing general partner of both the Miami Dolphins and Hard Rock Stadium. The role is the culmination of one of his long-held dreams -- Ross grew up in South Florida and the Dolphins have been a lifetime passion for him.

Throughout the Dolphins organization, Ross' ethos of building a first-class team on and off the field is etched deep. His \$730 million investment in Hard Rock Stadium and its surrounding properties has transformed the iconic venue into a global entertainment destination that showcases the best Miami has to offer. From world-class fare to arts, culture and luxury hospitality, Hard Rock Stadium now delivers an elevated guest experience that is unparalleled in professional sports. As a result of the privately-funded renovation, Hard Rock Stadium attracted and secured Super Bowl LIV -- which coincided with the 100th season of the NFL -- the 2021 College Football Playoff National Championship, major concerts, international soccer matches and a host of world-class events. On the football side, Ross has demonstrated a steadfast commitment to provide coaches, support staff and players the necessary resources to build a winning team that will compete consistently for championships. He invested \$135 million into the state-of-the-art Baptist Health Training Complex. Completed by Moss Construction with interior design by Rockwell Group and architecture by ROSSETTI, the best-in-class venue was meticulously planned to create a contemporary, welcoming training environment for coaches, players, and staff.

Ross, as a sports entrepreneur, is known for his attention to detail and thinking outside the box. He is responsible for orchestrating El Clásico Miami -- the first-ever match between archrivals FC Barcelona and Real Madrid C.F. in North America -- which stands as the highest revenue grossing soccer match in U.S. history. When the Miami Open tennis tournament began to explore leaving its long-time home in Key Biscayne, Florida, Ross stepped in to propose hosting the tournament at Hard Rock Stadium, building a custom tennis complex that is now considered one of the best in professional tennis in terms of guest experience and player amenities.

In April 2021, Ross became the Chairman and Owner of the Formula 1 Miami Grand Prix. The circuit will be 5.41km, have 19 corners, 3 straights and potential for 3 DRS zones with an estimated top speed of 320km/h. Hard Rock Stadium will sit at the heart of the circuit. Ross and Managing Partner of the Formula 1 Miami Grand Prix, Vice Chairman and CEO Tom Garfinkel worked with specialist designers to create a racetrack that will provide great racing and unique fan experiences that are reflective of the diverse and dynamic nature of Miami.

Ross is deeply committed to supporting and uniting the community that supports the Dolphins. Under his stewardship, the Dolphins have raised more than \$45.5 million for local cancer research through the Dolphins Cancer Challenge. In June 2020, Ross and the Miami Dolphins Foundation announced a year-long Food Relief Program with a \$3 million investment an additional \$1 million from the Lennar Foundation. The initiative provided 1,000 meals each day from Centerplate and minority owned restaurants to local churches, community groups and those in need during the pandemic.

In August 2019, Ross was inducted into the National Football Foundation Leadership Hall of Fame. The prestigious award recognizes the country's most influential individuals who have ascended to the highest levels of success and exhibited the critical leadership qualities that transcend ordinary enterprises.

Furthermore, Ross has used his platform to harness the unifying power of sport to advance race relations across the country through the establishment of the nonprofit Ross Initiative in Sports for Equality (RISE). The organization's efforts have been so impactful that RISE was recognized in 2017 by ESPN's Humanitarian Awards with the Stuart Scott ENSPIRE Award. The award celebrates those who have taken risk and used an innovative approach to help the disadvantaged through the power of sports. Ross' efforts through RISE were honored as they personify the ethos of fairness, ethics, respect, and fellowship with others. This also connects to Ross' vision of the Dolphins' FOOTBALL UNITES™ program to effectuate positive social change. Under his leadership, the Dolphins organization actively embraces the diversity and intersections that make up South Florida, uniting groups of different races, genders, sexual orientations, identities, abilities, and

faiths around the power of football. In February 2020, the Miami Dolphins were honored by the Fritz Pollard Alliance with the Paul J. Tagliabue Award for their leadership in advancing diversity. Ross was among Sports Business Journal's Leaders in Diversity and Inclusive Hiring honorees in March 2021.

In May 2013, Ross pledged to give more than half of his estate to philanthropic causes and charitable organizations, including South Florida-based institutions. The commitment was made through the Giving Pledge, a long-term global initiative that aims to inspire deeper engagement in philanthropy and increase charitable giving globally.

Ross graduated from the University of Michigan with a Bachelor of Business Administration degree and from Wayne State University Law School with a Juris Doctor degree. He later received a Master of Laws in Taxation from New York University School of Law. In 2004, the University of Michigan renamed its business school the Stephen M. Ross School of Business at the University of Michigan and in 2011, the school awarded him an honorary Doctor of Laws degree at its commencement.

DIRECTORS



BRUCE BEAL
Vice Chairman/Partner



TOM GARFINKEL
*Vice Chairman, President
and CEO*



MATT HIGGINS
Vice Chairman



JORGE PEREZ
Vice Chairman

PARTNERS



MARC ANTHONY
Partner



FERGIE
Partner



SERENA WILLIAMS
Partner



VENUS WILLIAMS
Partner



TOM GARFINKEL

VICE CHAIRMAN, PRESIDENT & CHIEF EXECUTIVE OFFICER

COLLEGE: COLORADO

NFL: NINTH SEASON

DOLPHINS: NINTH SEASON

Tom Garfinkel serves as Vice Chairman, President and Chief Executive Officer of the Miami Dolphins and Hard Rock Stadium and Managing Partner of the Formula 1 Miami Grand Prix. Since his hire, Garfinkel has led the business turnaround of the Dolphins and Hard Rock Stadium, highlighted by:


- The initiation, creation and execution of a plan to privately fund a more than \$550 million renovation of a 27-year-old stadium.
- The extension and design of a multi-year partnership with Baptist Health to construct the \$135M state-of-the-art Baptist Health Training Complex in Miami Gardens, which opened in July opening Spring 2021.
- The sale of more than \$700 million in future contractually obligated suite and sponsorship income, including the in-house sale of naming rights to “Hard Rock Stadium.”
- Leading a 10-year agreement for the Miami Grand Prix to be held at Hard Rock Stadium and join the FIA Formula One World Championship in 2022.
- An in-house creative content team that produced 128 million branded content views on Facebook since 2018, the most in the NFL.
- The winning bid for both the 2020 Super Bowl and 2021 College Football Playoff National Championship game at Hard Rock Stadium.
- The highest grossing soccer event in U.S. history in July of 2017 (El Clasico Miami: Real Madrid vs. Barcelona).
- The continuation and growth of the Dolphins Challenge Cancer, which has raised more than \$45.5 million to date in donations and made a \$75 million commitment to Sylvester Comprehensive Cancer Center at the University of Miami.
- The culmination of a partnership with Endeavor to bring the Miami Open tennis tournament to Hard Rock Stadium, with the 2019 debut event setting record attendance numbers and increasing total revenue by nearly 25%.
- Hard Rock Stadium becoming the first NFL stadium to earn GBAC STAR™ accreditation, a gold-standard of cleanliness for public facilities, as a result of the global COVID-19 pandemic.
- The elimination of 99.4% of fan facing single-use plastics in Hard Rock Stadium’s food and beverage operation.
- The creation of The Outdoor Theaters at Hard Rock Stadium presented by AutoNation, two socially distant entertainment experiences that utilize the existing in-stadium and south plaza video boards.
- The organization being honored in February 2020 by the Fritz Pollard Alliance with the Paul J. Tagliabue Award for their leadership in advancing diversity.
- The team receiving the Front Office Sports Best Employers in Sports Award in 2019 and 2020.

His operating experience includes serving as president and chief executive officer of the San Diego Padres, chief operating officer of the Arizona Diamondbacks and executive vice president of Chip Ganassi Racing’s NASCAR, IndyCar and Grand-Am racing teams. Prior to working in sports, Garfinkel held different leadership roles in sales, marketing and branding with Miller Brewing Company and Texaco, Inc.

Garfinkel serves on the board of the Dolphins Cancer Challenge, the National Football Foundation, the Gulliver School’s Board of Trustees and the Sports Management Advisory Board and Ross School of Business Advisory Board at the University of Michigan.

Garfinkel graduated with a bachelor’s degree from the University of Colorado, Boulder, and earned his MBA at the University of Michigan. In October 2020, Garfinkel earned the George Norlin Award, which recognizes outstanding CU Boulder alumni who have demonstrated a commitment to excellence in their chosen field of endeavor and a devotion to the betterment of society and their community. Garfinkel was among Sports Business Journal’s Leaders in Diversity and Inclusive Hiring honorees in March 2021.

Garfinkel and his wife, Allison, live in Coral Gables with their three sons.



CHRIS GRIER

GENERAL MANAGER
COLLEGE: MASSACHUSETTS
NFL: 27TH SEASON
DOLPHINS: 22ND SEASON

Chris Grier enters his 22nd season with the Miami Dolphins and sixth as the club's general manager. Grier was appointed general manager on Jan. 4, 2016 after spending the previous nine years as the team's director of college scouting. As of Dec. 31, 2018, he oversees all football operations. Prior to that, Grier oversaw the draft, both college and pro personnel departments and all scouting efforts.

Grier hired Head Coach Brian Flores in February 2019 and, along with Flores, immediately implemented new philosophies to building a championship-caliber team. Utilizing a value-based approach, the Dolphins rebuilt the roster with young players who were tough, disciplined and versatile. Grier also worked to accumulate future draft capital, which resulted in the Dolphins entering the 2020 NFL Draft with 14 picks, including three in the first round and two in the second. The Dolphins also had two first-round picks and two second-round picks in 2021 and are scheduled to have two first-round picks in 2023.

Miami has quickly made strides in the past two seasons. In 2020, the Dolphins won 10 games for just the second time in the past decade despite having the second-youngest roster in the NFL. The five-game improvement from 2019 was tied for the best in the league that season and tied for the third-best in team history. The Dolphins set a team record by starting 10 different rookies that year, including eight in one game in a Week 15 win vs. New England.

With several offseason additions via free agency and the draft, Grier helped build one of the NFL's best defenses in 2020. Miami led the league in third-down defense (28.8 pct.) and takeaways (29) and finished sixth in scoring (21.1 points allowed per game).

Two of Grier's draft picks – cornerback Xavien Howard (2016, second round) and kicker Jason Sanders (2018, seventh round) earned first-team All-Pro honors in 2020, marking the first time since 2006 (Zach Thomas and Jason Taylor) the Dolphins had two first-team All-Pro honorees in the same season. Defensive tackle Raekwon Davis was named to the PFWA's All-Rookie team after Grier selected him in the second round of the 2020 NFL draft.

In 2019, the Dolphins steadily improved despite having the youngest roster in the NFL, winning five of their final nine games. First-round pick Christian Wilkins led all rookie defensive linemen with 56 tackles, the fifth-most by an NFL rookie defensive lineman since 2015.

Grier and his staff also uncovered several undrafted free agents in 2019. Wide receiver Preston Williams was tied for the NFL lead among rookies with 32 receptions at the time he suffered a season-ending injury. Cornerback Nik Needham had 11 passes defended, the second-most among all rookies that season. Running Back Patrick Laird finished the season with 204 receiving yards, second among NFL rookie running backs.

The 2018 draft saw Grier and his personnel department net several key contributors. Linebacker Jerome Baker was a third-round pick and finished his rookie season tied for 11th among NFL rookies in tackles (76). Baker quickly took on a leadership role and was elected a team captain in 2019, just his second season in the league.

In 2017, the Dolphins finished the season with 10 rookies on the active roster and four more on injured reserve or non-football illness lists. Miami was one of just three teams to play eight rookies on defense and one of just six to have at least four rookies start games on defense. Six undrafted rookie free agents contributed to the team that season. Defensive tackle Davon Godchaux finished his rookie campaign fourth among all NFL defensive linemen with 40 tackles (26 solo), despite being a fifth-round pick.

In his first draft as general manager in 2016, Grier selected Howard in the second round. In five NFL seasons, Howard has earned a first-team All-Pro nod (2020), been selected to the Pro Bowl twice (2018, 2020), led the NFL in interceptions in one season (2020), tied for the NFL lead in interceptions in another (2018) and totaled more interceptions since 2017 than any other NFL player.

The team also drafted running back Kenyan Drake and wide receiver Jakeem Grant in 2016, who became just the second rookie duo in team history to combine for a kickoff return and punt return for a touchdown in the same season. In 2020, Grant earned second-team All-Pro honors as a returner.

Grier helped turn more than half the roster over in 2016, as the team entered training camp with more than 45 new players acquired during the offseason. The results were a four-game improvement from the previous season, the fifth-best mark in the NFL. The Dolphins finished 10-6 with a playoff berth, the team's best record

and first playoff appearance since 2008.

As the team's director of college scouting (2007-15), Grier was part of a front office that discovered numerous Pro Bowl players. During that time, the Dolphins drafted seven players that combined for 14 Pro Bowl selections with the team. The list includes tackle Jake Long (2008-10), defensive tackle Paul Soliai (2011), punter Brandon Fields (2013), center Mike Pouncey (2013-15), safety Reshad Jones (2015; 2017), wide receiver Jarvis Landry (2015-17) and running back Jay Ajayi (2016).

Grier also did a good job of finding value late in drafts. Jones was a fifth-round pick in 2010 and was named the team's co-MVP following the 2015 season after he became the first player in team history to record at least 100 tackles, four interceptions and two sacks in a season. Ajayi was also a fifth-round pick (2015) and became the fourth player in NFL history to rush for 200 yards in three games during the same season. Ajayi's 1,272 rushing yards in 2016 were third-most in Dolphins history.

Prior to being the team's director of college scouting, Grier served as an area scout with the club from 2000-02, before being promoted to national scout/assistant director of college scouting in 2003. Miami won the AFC East during his first season with the team.

Grier started with the New England Patriots as an intern in 1994. He joined the club on a full-time basis the following year, and served as a regional scout until joining the Dolphins in 2000. In 1996, Grier was part of a New England staff that won the AFC Championship. He helped scout several players for a Patriots roster that went on to win Super Bowls XXXVI, XXXVIII and XXXIX.

Grier has worked with several of football's most successful coaches and executives throughout his career and that has helped shape his football philosophy. His father, Bobby Grier, is the former vice president of player personnel for the Patriots and recently retired as a senior personnel advisor with the Houston Texans. Chris has also worked with and learned under Pro Football Hall of Famer Bill Parcells, Patriots Head Coach Bill Belichick, Seattle Seahawks Head Coach Pete Carroll and University of Alabama Head Coach Nick Saban.

Grier attended the University of Massachusetts-Amherst where he majored in journalism and played football for two years before injuries ended his career. He spent his final two years there as an undergraduate assistant.

Chris' brother, Michael, played for the Edmonton Oilers, Washington Capitals, San Jose Sharks and Buffalo Sabres of the National Hockey League and has also served as an assistant coach. He is currently a hockey operations advisor for the New York Rangers.

A native of Holliston, Mass., Grier and his wife, Paige, have two sons, Landon and Jackson.



Brandon Shore is entering his 12th season with the Dolphins, having been named senior vice president of football and business administration in 2021.

Shore's primary responsibilities include working directly with General Manager Chris Grier and Head Coach Brian Flores on all aspects of football operations. He serves as the team's lead negotiator for player contracts, manages the salary cap and handles all football administration matters, football operations budgets, club compliance with the NFL's Collective Bargaining Agreement and acts as the organization's liaison on labor relations and league matters.

In addition, Shore leads the organization's human resources efforts across football and business operations and oversees the club's information technology, business administration and business analytics departments.

Shore has held a variety of roles since joining the team in 2010, including vice president of football administration (2019-20), senior director of football administration (2016-18), senior director of human resources (2015-16), director of human resources (2014-15), senior manager of human resources and football administration, finance and legal affairs specialist (2012-14) and football administration assistant (2010-12).

Shore was born and raised in South Florida. He received a Bachelor of Science degree from Elon University with majors in accounting and business management, and was named the school's Young Alumnus of the Year in 2017. He also holds a Juris Doctorate from the University of Miami School of Law. Shore is a member of the Florida Bar and a licensed Certified Public Accountant. He lives in Parkland with his wife, Alison, and his two dogs, Cooper and Lily.



TODD BOYAN

SENIOR VICE PRESIDENT, STADIUM OPERATIONS

COLLEGE: GEORGETOWN

NFL: 27TH SEASON

DOLPHINS: 18TH SEASON

Todd Boyan is Senior Vice President of Stadium Operations, responsible for all aspects of Hard Rock Stadium's operations, including engineering, housekeeping, operations, parking, security, tour and event space business and coordinating event logistics with various local, state and federal governmental agencies.

Boyan came to the Dolphins after nine years as Vice President of Operations for the Washington Football Team. Prior to his role with Washington, Boyan worked for the Florida Marlins Baseball Club from 1992-1995 in ticketing. He also managed ticket operations for the former Marlins Spring Training site, Space Coast Stadium in Melbourne, when it first opened.

Boyan graduated in 1992 with a bachelor's degree from Georgetown University, where he also played varsity baseball. Boyan and his wife, Christine, live in Plantation with their two children, Rachel and Jack.



CHRIS CLEMENTS

SENIOR VICE PRESIDENT, CHIEF FINANCIAL OFFICER

COLLEGE: NORTHWOOD

NFL: EIGHTH SEASON

DOLPHINS: EIGHTH SEASON

Chris Clements is in his eighth season with the Dolphins as Senior Vice President and Chief Financial Officer. He is responsible for the team and Hard Rock Stadium's accounting, payroll, insurance, treasury, business systems, purchasing operations and business strategy and analytics. He also has managed all budget and expenditures for over \$800 million in capital investments for projects including the Hard Rock Stadium modernization, Miami Open tennis facility and the new Baptist Health Training Complex.

Clements joined the Dolphins after working at IMG Worldwide since 1996 in a variety of senior leadership positions, most recently as Senior Vice President and Business Unit Chief Financial Officer of several sports segments in Cleveland.

In December 2019, South Florida Business & Wealth recognized Clements with the Apogee Award for being a top leader in South Florida Business.

Clements holds a degree in accounting from Northwood University in Midland, Michigan. In 2015, Clements received the Alumni Achievement Award from his alma mater, the highest honor the university bestows upon an alumnus. He is also a Certified Public Accountant.

Clements is the Chief Financial Officer and Treasurer of the Miami Dolphins Foundation. He is intimately involved in the Dolphins Cancer Challenge as a board member, and served as DCC VIII Chair.

Clements and his wife, Sherry, reside in Parkland with their three children, Riley, Ella and Blaine.



JASON JENKINS

SENIOR VICE PRESIDENT, COMMUNICATIONS & COMMUNITY AFFAIRS
COLLEGE: TEXAS TECH
NFL: 21ST SEASON
DOLPHINS: 13TH SEASON

Jason Jenkins is in his 13th season with the Miami Dolphins and was named Senior Vice President of Communications and Community Affairs in January 2015. Jenkins oversees the organization's front-facing brands, including media outreach, public relations, digital and social media and community efforts.

Jenkins previously served as the team's Vice President of Communications, being named to that position in May 2013. Prior to joining the Dolphins, Jenkins worked in the media relations department for the San Francisco 49ers, as well as served as the Associate Athletic Director at Texas Southern University from 1999-2002 and as Athletic Sales and Promotion Manager and Sports Communications Assistant at Lehigh University from 1997-99.

A native of Houston, Jenkins earned his bachelor's degree in 1997 in broadcast journalism from Texas Tech University. In 2017, Jenkins was selected by faculty and alumni as an Outstanding Alumni Award winner. He served as commencement speaker for the 2018 Texas Tech graduating class.

He resides in Parkland with his wife, Elizabeth, and their three children, Liya, Aiden and Sloane.



NAT MOORE

SENIOR VICE PRESIDENT, SPECIAL PROJECTS & ALUMNI RELATIONS
COLLEGE: FLORIDA
NFL: 29TH SEASON
DOLPHINS: 29TH SEASON

Longtime Miami Dolphins player and executive Nat Moore is entering his ninth season as Senior Vice President of Special Projects and Alumni Relations. Moore oversees the Dolphins alumni activities and works closely with Dolphins Vice Chairman, President & CEO Tom Garfinkel on a variety of special projects.

One of the most celebrated players in Dolphins history, Moore played in Super Bowls XVII and XIX. Establishing a positive reputation on and off the field led Moore to be named the Dolphins' 1984 NFL "Man of the Year," and earned him the 1985 Byron White Humanitarian Award for his service to his team, community and country. In 1987, Dolphins Founder Joe Robbie renamed the Dolphins' community service award to The Nat Moore Community Service Award. In 2018, the organization partnered with the Nat Moore Endowment Fund to provide South Florida youth with the financial resources needed to pursue avenues of education and training for employment readiness.

Moore graduated from the University of Florida with an education degree. He resides in Miami with his wife, Pat.



MYLES PISTORIUS

SENIOR VICE PRESIDENT, GENERAL COUNSEL
COLLEGE: RUTGERS
NFL: SEVENTH SEASON
DOLPHINS: SEVENTH SEASON

Myles Pistorius enters his seventh season with the Miami Dolphins as Senior Vice President and General Counsel. In his role, Pistorius is responsible for oversight of all legal matters related to the Miami Dolphins and Hard Rock Stadium.

Pistorius joined the Dolphins after 15 years at the National Basketball Association where he last served as Senior Vice President of Business Affairs and Content. Prior to that, Pistorius was Senior Vice President of Legal and Business Affairs at the NBA.

Pistorius started his legal career as a corporate associate with the law firm of Simpson Thatcher & Bartlett in New York City. He received his Juris Doctor from Columbia Law School, and a Bachelor of Arts degree with honors in political science from Rutgers University.

Pistorius resides in Parkland with his wife, Robin, and their three children.



JEREMY WALLS

SENIOR VICE PRESIDENT, CHIEF REVENUE OFFICER
COLLEGE: MOUNT VERNON NAZARENE
NFL: NINTH SEASON
DOLPHINS: NINTH SEASON

Jeremy Walls enters his ninth season with the Miami Dolphins and second as Senior Vice President and Chief Revenue Officer. In his role, Walls leads the team's corporate partnerships, ticket sales and operations, member services, suites, retail, concessions and in-stadium guest experience. In addition, he is currently leading the commercial efforts for the Miami Open. Prior to his current role, Walls served as Senior Vice President and Chief Marketing Officer.

Walls formerly worked with the San Diego Padres as Vice President of Ticket Sales, Service and Operations. He also held roles as the Director of Team Marketing and Business Operations (TMBO) for the National Basketball Association, Director of Groups, Suites and Inside Sales for the Arizona Diamondbacks and a Group Sales Manager with the NBA's Phoenix Suns.

In May 2017, the SportsBusiness Journal honored Walls as a member of its esteemed Forty under 40 class, a tribute to some of the best and brightest executives under the age of 40.

Walls has a sports management degree from Mount Vernon Nazarene University. He and his wife, Maile, live in Plantation with their children Kaelin and Kostner.



DAN MARINO

SPECIAL ASSISTANT TO THE VICE CHAIRMAN, PRESIDENT & CEO
COLLEGE: PITTSBURGH
NFL: 25TH SEASON
DOLPHINS: 25TH SEASON

Dan Marino is entering his eighth season in a front office capacity with the Dolphins after Chairman of the Board and Managing General Partner Stephen Ross named him the team's special advisor on Aug. 24, 2014. In his role, Marino works in a variety of different capacities throughout all facets of the organization.

The most decorated player in team history, Marino spent his entire 17-year playing career with the Dolphins. He played in 242 games (240 starts) and was 4,967-of-8,358 (59.4 percent) passing for 61,361 yards, 420 touchdowns and 252 interceptions for an 86.4 passing efficiency rating. Marino holds 23 Dolphins regular season team records (35 overall, including playoffs) and is tied for two others (three, including playoffs). At the time of his retirement, Marino held 25 NFL regular season records and was tied for five others. He was elected to the Pro Football Hall of Fame on Feb. 5, 2005 and enshrined on Aug. 7, 2005. Marino's No. 13 jersey became the second Dolphins' uniform number to be retired, on Sunday, Sept. 17, 2000, at halftime of the Dolphins-Baltimore Ravens game, where he was inducted into the Dolphins Honor Roll. He was also a charter inductee in the Dolphins Walk of Fame on Dec. 4, 2011. Additionally, in 2015 he was voted as one of the Dolphins' all-time top 50 players as part of the franchise's 50th season celebration.

A native of Pittsburgh, Marino graduated from the University of Pittsburgh with his degree in communications. He received an Honorary Doctorate Degree in broadcast journalism from Pitt in 2008.

Marino and his wife, Claire, have six children, Daniel Charles, Michael Joseph, Joseph Donald, Alexandra Claire, Niki Lin, and Lia, and reside in Weston.

A complete bio of Marino can be found in the Hall of Fame section of the media guide.



SAM COGHILL

VICE PRESIDENT, STADIUM OPERATIONS
COLLEGE: INDIANA
NFL: SIXTH SEASON
DOLPHINS: SIXTH SEASON

Sam Coghill is entering her sixth season with the Miami Dolphins and second as Vice President of Stadium Operations. In her role, she assists with Hard Rock Stadium's operations, including engineering, housekeeping, operations, parking, security, tour and event space business and coordinating event logistics with various local, state and federal governmental agencies. Prior to her current role, Coghill served as Vice President of Human Resources and Performance Management.

Coghill previously drove revenue through corporate partnerships for Chicago-based W Partners, the Chicago Cubs and Atlanta Braves. She also worked in Minor League Baseball, including time with the Buffalo Bison and Indianapolis Indians and the NHL's Atlanta Thrashers.

Coghill is a graduate of Indiana University with a degree in kinesiology - sport communication. She resides in Parkland with her husband, Jeff Carr, and their three children, Halle, Hunter and Cameron.



RYAN DAVENPORT

VICE PRESIDENT, TICKET SALES AND SERVICE

COLLEGE: MASSACHUSETTS

NFL: FIFTH SEASON

DOLPHINS: THIRD SEASON

Ryan Davenport enters his third season with the Miami Dolphins. In his role, Davenport oversees the sales and service of all Dolphins ticketing products, including season ticket memberships, group sales and suites and luxury. He previously served as Vice President of Ticket Sales & Service for the Miami Open.

Prior to the Dolphins, Davenport served as the Senior Director of Sales with the NBA's Minnesota Timberwolves and the WNBA's Minnesota Lynx. He previously held roles as the first Director of Premium Seating in Major League Soccer's New York City FC history and Manager of Sales with the NFL's New York Giants. He began his career with the Indiana Pacers as an Account Executive and was quickly promoted to Sales Consultant for the team's senior sales team and WNBA's Indiana Fever.

Davenport is a graduate of the McCormack School of Sport Management at UMass-Amherst's Isenberg School of Management, is actively engaged in the non-profit sector and currently resides in Fort Lauderdale.



BILL GALANTE

VICE PRESIDENT, GUEST & VIP SERVICES

COLLEGE: ST. MARY'S

NFL: 28TH SEASON

DOLPHINS: 28TH SEASON

Bill Galante is in his 28th season with the Miami Dolphins and his sixth as Vice President of Guest Experience and VIP services. In his role, he oversees the guest experience department, ensuring all visitors coming into Hard Rock Stadium have a seamless and enjoyable experience.

Prior to his current role, Galante served as Senior Vice President of Operations of the team's training facility in Davie. Galante spent his first six years in Miami working for the Florida Marlins overseeing the stadium's ticket sales, including serving as Vice President of Ticket Sales and Operations during the Marlins 1997 World Championship. Prior to Miami, Galante spent nine years with the Chicago Cubs in ticket sales and marketing from 1983-1992.

Galante graduated from St. Mary's University in Winona, Minnesota with a degree in marketing and management. Galante resides in Fort Lauderdale.

DON SHULA'S COACHING LONGEVITY

Former Dolphins Head Coach Don Shula was one of only six coaches in NFL history to have coached the same team for 20 or more consecutive seasons. Shula (1970-95) completed 26 seasons with the Dolphins. Green Bay's Curly Lambeau (1921-49) and Dallas' Tom Landry (1960-88) share the record with 29 seasons each, while Pittsburgh's Chuck Noll (1969-91) and the N.Y. Giants' Steve Owen (1931-53) coached 23 years with their teams. New England's Bill Belichick has coached the Patriots since 2000.



STEVE MULLINS

VICE PRESIDENT, CORPORATE PARTNERSHIPS
COLLEGE: UTAH STATE
NFL: THIRD SEASON
DOLPHINS: THIRD SEASON

Steve Mullins enters his third season with the Miami Dolphins as the Vice President of Corporate Partnerships. In his role, Mullins oversees sponsorship sales and activation.

Prior to the Dolphins, Mullins most recently served as the Chief Sales & Marketing Officer for the Fiesta Bowl, where he was responsible for ticket sales, service, premium seating, corporate partnerships, marketing and creative services. From 2016-18, he led all Arizona revenue for iHeartMedia as the Senior Vice President of Sales. Mullins' executive experience includes three seasons with the NBA's Minnesota Timberwolves and WNBA's Minnesota Lynx. He's also held positions with the MLB's Arizona Diamondbacks and CBS Sports Properties.

Mullins earned a degree in business marketing from Utah State University and also was a member of the school's football team. He and his wife Ashley have three children, Harper, Cruz and Chase.



BEN ROLLER

VICE PRESIDENT, MARKETING ANALYTICS
COLLEGE: POINT LOMA NAZARENE
NFL: SEVENTH SEASON
DOLPHINS: SEVENTH SEASON

Ben Roller is in his seventh year with the Miami Dolphins and third as Vice President of Marketing Analytics. In this role, he oversees sales and marketing analytics, ticket operations and customer relationship management (CRM). Roller previously served as the Dolphins Senior Director of Sales and Marketing Research and Analytics.

Before moving to South Florida in 2014, Roller spent 12 years with the San Diego Padres as Director of CRM and Ticket Analytics, CRM Manager and Ticket Operations Manager.

Roller has a degree in business management from Point Loma Nazarene University in San Diego. He resides in Plantation with his wife, Molly, and their two children, Tyler and Lorelei.

A PERFECT MOMENT IN TIME

On January 31, 2010, prior to kickoff of the Pro Bowl game played at the stadium, the Miami Dolphins unveiled the "Perfect Moment In Time" statue in honor of Hall of Fame Coach Don Shula. The 10-foot tall bronze sculpture of Shula riding on the shoulders of Hall-of-Fame linebacker Nick Buoniconti and reserve offensive lineman Al Jenkins after winning Super Bowl VII to complete the Perfect Season was unveiled in front of the team's corporate headquarters at Gate E at the stadium. The event marked the return of the Dolphins front office to Miami-Dade County after 16 years. Additionally on that day, the stadium's new address was announced as 347 Don Shula Drive in honor of the head coach's career victory total.





KIMBERLY ROMETO

VICE PRESIDENT, CHIEF INFORMATION OFFICER
COLLEGE: OHIO
NFL: THIRD SEASON
DOLPHINS: THIRD SEASON

Kimberly Rometo enters her third season with the Miami Dolphins and Hard Rock Stadium as Vice President & Chief Information Officer, responsible for managing and directing the technology initiatives and strategic direction of information technology. During her first year with the Miami Dolphins, she led data center modernization and cyber security hardening efforts in preparation for hosting Super Bowl LIV.

Rometo previously served as Chief Information Officer at AmericasMart after holding several roles throughout the organization. She was responsible for developing and activating tools that enabled AmericasMart's digital transformation. For this work, she was recognized as a 2018 Women in Technology (WIT) Women of the Year Awards Honoree. Rometo started her career with AT&T in the reputable management training solution sales program.

In July 2020, Rometo was named by the South Florida Business Journal as a 40 Under 40 honoree, which recognizes outstanding professionals for their leadership, success in business and contributions to their communities.

Rometo earned her master's degree in information and telecommunication systems at Ohio University and Bachelor of Science in Communication. She serves on the CIO Council of South Florida and the Ohio University J. Warren McClure School of Information and Telecommunication Systems Advisory Board.



LAURA SANDALL

VICE PRESIDENT, MARKETING
COLLEGE: BRADLEY
NFL: THIRD SEASON
DOLPHINS: THIRD SEASON

Laura Sandall enters her third season with the Miami Dolphins as Vice President of Marketing. In her role, Sandall oversees marketing, creative/content, game-day entertainment and events.

Prior to her current role, Sandall served as Vice President of Marketing at Michaels. She previously was the Vice President of Partnerships, Publicity and Philanthropy at JCPenney and held positions with Target, Marshall Field's, Carson Pirie Scott and Illinois Masonic Medical Center. She also founded and was CEO of Sandall Marketing with clients including OfficeMax, General Mills, Best Buy and Blue Cross Blue Shield.

Sandall is a graduate of Bradley University with degrees in public relations, advertising and broadcasting. She and her husband Pete, reside, in Miami and have four children, Angela, Nick, David and Danny.



TODD STALEY

VICE PRESIDENT, STADIUM CONSTRUCTION

COLLEGE: CINCINNATI

NFL: FIFTH SEASON

DOLPHINS: FIFTH SEASON

Todd Staley is entering his fifth season with the Miami Dolphins and Hard Rock Stadium as Vice President of Stadium Construction. Reporting directly to Dolphins Senior Vice President of Operations Todd Boyan, Staley leads the department responsible for construction renovations and new project construction.

Prior to his current role, Staley held development jobs in construction, design and budget management with firms including Jones Lang LaSalle in Atlanta, Keo International Consultants in Doha, Qatar, Lendlease Corporation in Abu Dhabi and served as principal for the International Development Partners.

Staley is a graduate of the University of Cincinnati with a degree in construction management. He resides in Davie with his wife, Diane.

DOLPHINS NAME

Mariners, Marauders, Mustangs, Missiles, Moons, Sharks, Suns. None of those names suggested to the American Football League expansion franchise in 1965 could raise a fin to the runaway winner.

"Dolphins" was submitted by 622 entrants in a contest which attracted 19,843 entries and more than a 1,000 different names. The dozen finalists were delivered to a seven-member screening committee of local media.

The bottlenose dolphin, an intelligent creature with an irresistible built-in grin, has inspired wonder for centuries. Plutarch observed 1,900 years ago that the dolphin "is the only creature who loves man for his own sake." Every trainer will have a tale of the dolphin's cleverness and ingenuity, and scientists are fascinated by a dolphin's natural equipment which far surpasses the range of Navy sonar equipment.

"The dolphin is one of the fastest and smartest creatures of the sea," Joe Robbie said in announcing the team name on October 8, 1965. "Dolphins can attack and kill a shark or a whale. Sailors say bad luck will come to anyone who harms one of them."

Mrs. Robert Swanson of West Miami won two lifetime passes to Dolphins games with her nickname entry. The tiebreaker was picking the winner and score of the 1965 game between the University of Miami and Notre Dame. It ended in a scoreless tie.




Mrs. Robert Swanson with Dolphins founder Joe Robbie.

DOLPHINS COACHING LONGEVITY

In 2007, former Dolphins secondary coach Mel Phillips wrapped up an impressive 23-year stint as an assistant on the team's coaching staff, a span which began in 1985. Over this time, Phillips served under six of the first seven head coaches in team history. Phillips' 23-year tenure with the club is the second-longest among assistant coaches in team history and third overall, including head coaches.

COACH	NO.	YEARS
Don Shula, Head Coach	26	1970-95
Carl Tasseff, Assistant	24	1970-93
Mel Phillips, Assistant	23	1985-2007
Tom Keane, Assistant	20	1966-85
John Sandusky, Assistant	19	1976-94

COACHING STAFF



BRIAN FLORES

HEAD COACH
COLLEGE: BOSTON COLLEGE
NFL: 18TH SEASON
DOLPHINS: THIRD SEASON

Brian Flores is in his third season as head coach of the Miami Dolphins. He was named the 13th head coach in team history on Feb. 4, 2019.

Flores has a wealth of leadership and experience, having coached all three phases of the game – offense, defense and special teams – and beginning his professional career as a scout. During his 17 years in the NFL, Flores has won four Super Bowls – XXXIX, XLIX, LI and LIII – and seven AFC championships.

In his second season with Miami in 2020, Flores directed the Dolphins to a 10-win season by winning nine of the team's final 12 games. The five-win improvement was tied for the best in the NFL that season and tied for the third-best in Dolphins history.

Flores joined the Dolphins in 2019 after spending 15 seasons with the New England Patriots organization, where he served in a variety of different roles.

He began his NFL career in player personnel, joining the Patriots as a scouting assistant in 2004. He was promoted to pro scout in 2006.

Flores began his coaching career as a special teams assistant for New England from 2008-09.

In 2010, Flores served as an offensive assistant and also worked with special teams.

He spent his final eight seasons (2011-18) in New England coaching defense, first as a defensive assistant (2011), then as safeties coach (2012-2015), linebackers coach (2016-2017) and finally as the team's defensive play-caller and linebackers coach in 2018.

A two-year starter at linebacker for Boston College, Flores was part of four bowl-winning teams. He was named to the Big East All-Academic Team in 2003.

Flores is a native of Brooklyn, New York and attended Poly Prep, where he played running back and linebacker. He graduated from Boston College with his bachelor's degree in English and a master's degree in administrative studies.

Flores and his wife, Jennifer, were married in 2009. They have two sons, Miles and Maxwell, and a daughter, Liliana.

BRIAN FLORES' COACHING CAREER

2008-18	New England Patriots	Coaching Assistant (2008-09) Offensive Assistant/Special Teams (2010) Defensive Assistant (2011) Safeties (2012-15) Linebackers (2016-18)
2019-present	Miami Dolphins	Head Coach



DANNY CROSSMAN

ASSISTANT HEAD COACH/SPECIAL TEAMS COORDINATOR

COLLEGE: PITTSBURGH

NFL: 19TH SEASON

DOLPHINS: THIRD SEASON

Danny Crossman enters his 19th season as an NFL coach and third as special teams coordinator with the Dolphins. He was promoted to assistant head coach in 2021.

Crossman has been a special teams coach for all 28 years of his coaching career, including 18 seasons in the NFL. For the past 15 years, Crossman has been a special teams coordinator with Carolina (2005-09), Detroit (2010-12), Buffalo (2013-18) and Miami (2019-present).

In 2020, Crossman helped the Dolphins win 10 games for the first time since 2016. Kicker Jason Sanders earned first-team All-Pro honors after tying the franchise points record with 144. His 36 field goals made were the second-most in the league and second-most in Dolphins history. Sanders' 92.3 field goal percentage was a franchise record. He led the NFL with 20 field goals made from 40-plus yards and won two AFC Special Teams Player of the Month and two AFC Special Teams Player of the Week honors. Punt returner Jakeem Grant finished the year with 330 punt return yards, which ranked second in the NFL. He set the team's punt return touchdown record with his third career punt return score in Week 8 vs. the L.A. Rams. The 88-yard return was the longest in franchise history. According to NFL writer Rick Gosselin's annual special teams rankings, the Dolphins had the seventh-best special teams unit in the NFL in 2020.

Crossman's special teams units had several memorable moments in his first season with Miami in 2019. Sanders earned two AFC Special Teams Player of the Week award and was named AFC Special Teams Player of the Month for December, after he kicked 13 successful field goals in the final month of the season. He broke a Dolphins single-game record with seven field goals on Dec. 8, 2019 at the N.Y. Jets. One of Sanders' honors came after he caught a 1-yard touchdown pass from punter Matt Haack on Dec. 1, 2019 vs. Philadelphia. The fake field goal was named the NFL Bridgestone Clutch Performance Play of the Year at NFL Honors and marked the first time since 1964 a player who led his team in punts threw a touchdown to a player who led his team in field goal attempts. Grant had a 101-yard kickoff return for a touchdown on Nov. 17, 2019 vs. Buffalo, making him the franchise record-holder with three career special teams return touchdowns.

Prior to Miami, Crossman spent six seasons (2013-18) as Buffalo's special teams coordinator. According to Gosselin's rankings, the Bills had the NFL's second-best special teams unit in 2014 and seventh-best in 2017.

Prior to his tenure in Buffalo, Crossman spent three seasons (2010-12) as the special teams coordinator for Detroit. In 2012, kicker Jason Hanson set a franchise record with 134 points. His 134 points were the most in his 21-year NFL career.

Crossman began his NFL coaching career in 2003 with Carolina as a special teams assistant. He was promoted to special teams coordinator in 2005. In his seven seasons with the Panthers, the team made three playoff appearances, won the NFC South twice and won the NFC Championship in 2003.

Crossman spent 10 seasons as a collegiate coach and worked with the special teams units in all 10 seasons. He began his collegiate coaching career at the U.S. Coast Guard Academy as a special teams/defensive backs coach in 1993. From there he moved to Western Kentucky, where he was a special teams/secondary (1994-95) and special teams/outside linebackers (1996) coach. He spent the 1997-98 seasons at Central Florida, coaching special teams and defensive backs. Crossman moved to Georgia Tech in 1999 and coached special teams/defensive ends from 1999-2000 and special teams/defensive backs in 2001. In 2002, he was a special teams/linebackers coach at Michigan State.

Crossman was an All-American and All-Big East defensive back as a three-year letterman (1987-89) at Pittsburgh. He also started at fullback in the 1988 season. As a senior in 1989, Crossman was a team captain and named the team's MVP, earning second-team All-America honors after posting 62 tackles and one interception. He began his collegiate career at Kansas, where he was a Freshman All-American in 1985.

Crossman spent time with Washington (1990) and Detroit (1991) at training camp following his college playing career. He was a team captain and earned All-League honors with the London Monarchs of the World League of American Football in 1991-92. He led the Monarchs to an inaugural World Bowl title in 1991 and was named MVP of the game after securing three interceptions.

Crossman earned a bachelor's degree in business administration and communications from Pittsburgh. He and his wife, Susan, have a son, Kyle, and a daughter, Kaylie.

DANNY CROSSMAN'S COACHING CAREER

1993	U.S. Coast Guard Academy	Special Teams/Defensive Backs
1994-96	Western Kentucky	Special Teams/Secondary (1994-95) Special Teams/Outside Linebackers (1996)
1997-98	Central Florida	Special Teams/Defensive Backs
1999-2001	Georgia Tech	Special Teams/Defensive Ends (1999-2000) Special Teams/Defensive Backs (2001)
2002	Michigan State	Special Teams/Linebackers
2003-09	Carolina Panthers	Special Teams Assistant (2003-04) Special Teams Coordinator (2005-09)
2010-12	Detroit Lions	Special Teams Coordinator
2013-18	Buffalo Bills	Special Teams Coordinator
2019-present	Miami Dolphins	Special Teams Coordinator (2019-20) Assistant Head Coach/Special Teams Coordinator (2021-)



Josh Boyer enters his 16th season as an NFL coach and third with the Dolphins. He was promoted to defensive coordinator in 2020 after originally being hired as defensive pass game coordinator/cornerbacks coach in 2019.

In his first season as defensive coordinator in 2020, Boyer directed a unit that finished sixth in the NFL in points allowed per game (21.1). Miami led the NFL in takeaways (29) and third-down defense (31.2 pct.) en route to winning 10 games for the first time since 2016. Cornerback Xavien Howard tied the franchise record with 10 interceptions, which were the most by an NFL player since 2007 (Antonio Cromartie, 10). Howard earned first-team All-Pro honors for the first time in his career and his second Pro Bowl selection.

As defensive pass game coordinator/cornerbacks coach in 2019, Boyer helped Miami's pass defense improve significantly throughout the season. The Dolphins allowed 296.3 pass yards per game in their first four games but limited that number to just 251.1 pass yards allowed per game in the final 12 games following the team's Week 5 bye.

Boyer came to Miami after spending 13 years with New England as a coaching assistant (2006-08), defensive backs coach (2009-11) and cornerbacks coach (2012-18). During his tenure, the Patriots won 12 division titles, six AFC championships and three Super Bowls (XLIX, LI and LIII). The team went 162-46 (.779) in the regular season during Boyer's time in New England, the best record in the NFL during that span.

In Boyer's 10 seasons (2009-18) as a position coach for the Patriots, he helped develop five different Pro Bowl selections and five different All-Pro honorees. In that span, the team had the NFL's third-best scoring defense, allowing 19.4 points per game. Opposing passers had a rating of just 84.8 during those 10 seasons, the 10th-best mark in the league.

The 2018 Patriots won Super Bowl LIII thanks in part to a defense that played well against the pass, limiting opposing passers to an 85.4 rating. New England was third in the league in interceptions (18) and the defense, as a whole, was seventh in the NFL in scoring, allowing just 20.3 points per game. Cornerback Stephon Gilmore earned first-team All-Pro honors for the first time in his career and was selected to his second Pro Bowl.

Boyer and the Patriots won Super Bowl LI in 2016. Malcolm Butler earned second-team All-Pro honors with a team-leading four interceptions. Logan Ryan led all NFL cornerbacks with 92 tackles (74 solo). New England went 14-2 in the regular season with the league's best scoring defense, surrendering just 15.6 points per game.

New England won Super Bowl XLIX in 2014 as Boyer once again tutored a first-team All-Pro cornerback in Darrelle Revis, in what was Revis' only season with the Patriots. Revis led the team with 14 passes defended and was tied for the team lead with two interceptions, earning the sixth Pro Bowl selection of his career.

In Boyer's first season transitioning to cornerbacks coach in 2012, the Patriots led the NFL in turnover differential (+25), were second in takeaways (41), tied for fifth in interceptions (20) and tied for ninth in scoring defense (20.7).

From 2009-11, Boyer served as New England's defensive backs coach. In 2011, the Patriots won 13 regular-season games, led the AFC in turnover differential (+17) and advanced to Super Bowl XLVI. He helped Kyle Arrington tie for the NFL lead with seven interceptions.

Boyer was a coaching assistant for the Patriots from 2006-08 and was part of the 2007 Patriots team that went 16-0 in the regular season and won the AFC Championship.


Prior to his time in New England, Boyer held several collegiate coaching positions. He served as defensive coordinator at South Dakota School of Mines and Technology in 2005, was defensive backs coach at Bryant in 2004 and also held graduate assistant roles at Kent State (2002-03) and Dayton (2001). He began his coaching career at King's College (Pa.) as an assistant coach in 2000.

Boyer was a four-year starter at Muskingam College (1996-99) in Ohio. He played wide receiver for three seasons before switching to defensive back as a senior and earning All-Ohio Athletic Conference honors at the position in 1999. He graduated from the school with a degree in physical education and health.

A Heath, Ohio native, Boyer and his wife, Kristi, have one daughter, Kennedy.

JOSH BOYER'S COACHING CAREER

2000	King's College (Pa.)	Assistant
2001	Dayton	Graduate Assistant
2002-03	Kent State	Graduate Assistant
2004	Bryant	Defensive Backs
2005	S.D. School of Mines & Technology	Defensive Coordinator
2006-18	New England Patriots	Coaching Assistant (2006-08) Defensive Backs (2009-11) Cornerbacks (2012-18)
2019-present	Miami Dolphins	Defensive Pass Game Coordinator/Cornerbacks (2019) Defensive Coordinator (2020-)



GEORGE GODSEY

CO-OFFENSIVE COORDINATOR/TIGHT ENDS

COLLEGE: GEORGIA TECH

NFL: 11TH SEASON

DOLPHINS: THIRD SEASON

George Godsey enters his 11th season as an NFL coach and third with the Dolphins after being named tight ends coach on Feb. 8, 2019. He was promoted to co-offensive coordinator/tight ends in 2021.

Godsey has experience coaching on both sides of the football. In his 10 years (2011-20) as an NFL assistant coach, Godsey has been part of eight winning seasons, five division titles and one AFC Championship. His teams have compiled a .588 winning percentage.

In 2020, Godsey oversaw the most productive tight end unit in Dolphins history. Mike Gesicki, Durham Smythe and Adam Shaheen combined for 91 receptions for 1,061 yards, both of which were team records for a tight end unit. The trio also tied the team's tight end mark with 11 receiving touchdowns. Gesicki led the way with 53 receptions for 703 yards (13.3 avg.) and six touchdowns. His 703 yards were second-most by a tight end in Dolphins history and ranked fourth in the NFL that season.

In his first year with the Dolphins in 2019, Godsey helped the second-year Gesicki improve from his rookie campaign. Gesicki caught five touchdowns in the final six games of the season, tied for the second-most by any NFL player in that span. His 51 receptions and 570 receiving yards were both fifth among AFC tight ends that season.

Godsey spent the 2017 and 2018 seasons with the Detroit Lions. He was a defensive assistant responsible for special projects in 2017 and was promoted to quarterbacks coach in 2018.

As quarterbacks coach, Godsey worked with Matthew Stafford. The signal-caller completed 66.1 percent of his passes (367-of-555) for 3,777 yards and 21 touchdowns despite two of his top receivers – Marvin Jones Jr. and Golden Tate – combining to play in just 16 games for the Lions.

In 2017, Godsey worked with the defensive side of the ball for the first time in his career. He helped the Lions finish third in the NFL in total takeaways (32), fourth in interceptions (19) and second in opponent fumble recoveries (13).

Godsey spent three seasons (2014-16) in Houston, serving as quarterbacks coach in 2014 before he was

promoted to offensive coordinator in 2015. The Texans posted three consecutive winning seasons during his tenure there, and won the AFC South in both seasons he was offensive coordinator.

In 2016, Godsey oversaw a Houston offense that helped the Texans win the AFC South and an AFC Wild Card game against Oakland in Brock Osweiler's first full season as an NFL starting quarterback.

In 2015, the Texans became the first NFL team since 1950 to make the playoffs with four different starting quarterbacks winning at least one regular-season game. Wide receiver DeAndre Hopkins finished third in the NFL in receiving with 1,521 yards. His 11 receiving touchdowns were tied for seventh.

Godsey's first NFL coaching position came in New England, where he served as an offensive assistant (2011) and tight ends coach (2012-13).

As tight ends coach in 2012-13, Godsey tutored Rob Gronkowski. Despite playing just seven games in 2013 due to injury, Gronkowski still caught 39 passes for 592 yards (15.2 avg.) and four touchdowns. His 15.2 yards per catch average was third among NFL tight ends that season.

In 2012, Godsey helped Gronkowski earn his second Pro Bowl berth.

In Godsey's first NFL season in 2011, he served as an offensive assistant for the Patriots and helped New England win the AFC and advance to Super Bowl XLVI.

Godsey came to New England following seven seasons (2004-10) at Central Florida where he held a variety of roles. Godsey began his coaching career as a graduate assistant (2004) for the Knights before he was promoted to quarterbacks coach (2005-08) and then moved to running backs coach in 2009. Central Florida played in three bowl games and won two conference titles in Godsey's tenure.


As the team's running backs coach in 2010, Godsey helped Central Florida lead Conference USA with 36 rushing touchdowns. The Knights went 11-3 and won Conference USA in his final season at the school.

Godsey was a standout quarterback at Georgia Tech from 1998-2001. He left school as the program's all-time career record-holder in completion percentage (63.3) and passer rating (143.6). He went on to play one season in the Arena Football League for the Tampa Bay Storm, where they won ArenaBowl XVII.

A Tampa, Florida native, Godsey comes from a strong football family. His older brother, Greg, played at Air Force and his younger brother, Gary, played at Notre Dame.

GEORGE GODSEY'S COACHING CAREER

2004-10	Central Florida	Graduate Assistant (2004) Quarterbacks (2005-08) Running Backs (2009-10)
2011-13	New England Patriots	Offensive Assistant (2011) Tight Ends (2012-13)
2014-16	Houston Texans	Quarterbacks (2014) Offensive Coordinator (2015-16)
2017-18	Detroit Lions	Defensive Assistant/Special Projects (2017) Quarterbacks (2018)
2019-present	Miami Dolphins	Tight Ends (2019-20) Co-Offensive Coordinator/Tight Ends (2021-)



ERIC STUTESVILLE

CO-OFFENSIVE COORDINATOR/RUNNING BACKS
COLLEGE: WISCONSIN-WHITEWATER
NFL: 25TH SEASON
DOLPHINS: FOURTH SEASON

Eric Stutesville enters his fourth season with the Miami Dolphins and first as co-offensive coordinator/running backs. He spent the previous three seasons as running backs coach.

Stutesville has 24 years of NFL coaching experience, including 20 at the running backs position. He has been on the coaching staffs of two conference championship teams (2013 and 2015) and won Super Bowl 50 with the Denver Broncos.

Stutesville has helped his players earn three Pro Bowl selections – Marshawn Lynch (2008), Willis McGahee (2011) and C.J. Anderson (2014). He's also been the position coach for 10 1,000-yard rushing campaigns with McGahee (3), Tiki Barber (2), Lynch (2), Knowshon Moreno (1), Fred Jackson (1) and Anderson (1).

In 2020, Stutesville helped mentor two young running backs in Myles Gaskin (seventh-round pick in 2019) and Salvon Ahmed (undrafted in 2020). Gaskin finished 10th in the NFL in scrimmage yards per game (97.2

ypg, min. 10 games) while Ahmed set a Dolphins undrafted rookie record with 122 rushing yards in a Week 15 win vs. New England.

In Stutesville's first season in Miami in 2018, he drastically improved the team's running game. Stutesville took the Dolphins from 24th in the NFL, averaging 3.86 yards per carry in 2017, to ninth in the statistic, averaging 4.68 yards per carry in 2018.

Prior to his time in Miami, Stutesville spent eight seasons (2010-17) as Denver's running backs coach. He was promoted to assistant head coach in 2017.

Stutesville was part of the Broncos' Super Bowl 50 victory at the end of the 2015 season. The team averaged nearly 50 rushing yards per game more during the final seven weeks of the season than the first 10, ranking seventh in the league with 135.1 rushing yards in those final seven games.

In 2014, Stutesville helped Anderson earn a Pro Bowl selection despite not making his first career start until Week 11. He became just the fifth undrafted running back in NFL history to earn a Pro Bowl selection.

The 2013 Broncos set the league's scoring record with 606 points. Stutesville helped Moreno become the first player in Broncos history to post 1,000 yards rushing (1,038) and 500 yards receiving (548). Denver won the AFC Championship and participated in Super Bowl XLVIII.

Stutesville's group in 2011 helped the Broncos lead the NFL in rushing, setting a team record with 164.5 rushing yards per game. McGahee tied for the NFL lead with seven 100-yard rushing games and totaled 1,199 rushing yards on the season.

The 2010 season was Stutesville's first in Denver and he helped Moreno become the fifth player in team history to record 1,000 yards from scrimmage in each of his first two NFL seasons. He was named the team's interim head coach on Dec. 6, 2010 and served in that capacity for the final four games of the season, becoming the first African-American head coach in Broncos history. He earned his first win as an NFL head coach on Dec. 26, 2010 vs. Houston.

From 2004-09, Stutesville was the running backs coach for the Buffalo Bills. He added running game coordinator responsibilities in 2008. He coached a 1,000-yard rusher in five of his six seasons in Buffalo, including three straight years to end his tenure there.

Prior to Buffalo, Stutesville was the running backs coach for the New York Giants and helped Tiki Barber rush for 1,000 yards in back-to-back seasons.

Stutesville's first NFL stop was the Chicago Bears, where he was an NFL minority coaching fellow during training camp in 1996. He spent four seasons (1997-2000) with the Bears as an offensive quality control coach.

Prior to his NFL coaching career, Stutesville was a defensive assistant in the collegiate ranks. He was a secondary coach at Kent State (1995-96) and Wingate (1994). Stutesville also spent time as a video assistant at North Carolina (1992-93) and a graduate assistant at Arizona (1991).

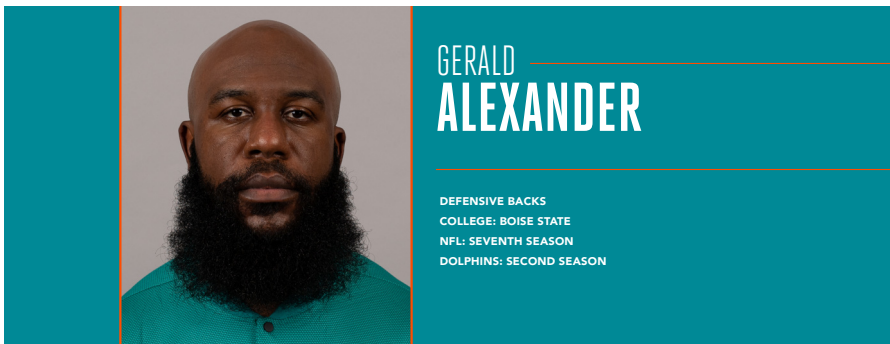
Stutesville was a defensive back at Wisconsin-Whitewater and graduated with a bachelor's degree in physical education. He earned his master's degree in exercise physiology at Arizona. He and his wife, Staci, have one daughter, Sydni, and a son, Eric Jr.

ERIC STUTESVILLE'S COACHING CAREER

1995-96	Kent State	Secondary
1997-2000	Chicago Bears	Offensive Quality Control
2001-03	N.Y. Giants	Running Backs
2004-09	Buffalo Bills	Running Backs (2004-07) Run Game Coordinator/Running Backs (2008-09)
2010-17	Denver Broncos	Running Backs (2010-16) Interim Head Coach (2010) Assistant Head Coach/Running Backs (2017)
2018-present	Miami Dolphins	Run Game Coordinator/Running Backs (2018) Running Backs (2019-20) Co-Offensive Coordinator/Running Backs (2021-)

DOLPHINS DRAFTED FROM FLORIDA COLLEGES

The Dolphins have selected a player from a Florida university in 26 of the team's 56 college drafts. Overall, the Dolphins have drafted 47 players from a Florida school. With the selection of linebacker Jaelan Phillips out of the University of Miami in 2020, the Dolphins have selected a player from the state of Florida nine times in the first round. The University of Miami leads the way with 18 Dolphins draftees, followed by 14 from the University of Florida, eight from Florida State University, four from the University of Tampa, two from Bethune-Cookman and one from Florida A&M.



Gerald Alexander enters his second season with the Dolphins after being named defensive backs coach on Feb. 20, 2020.

This is Alexander's second stint with Miami as he spent part of the 2011 season as a safety for the Dolphins, appearing in two games. He also spent 2019 training camp with the Dolphins as part of the Bill Walsh Diversity Coaching Fellowship program. Alexander is the 11th person in franchise history to both play and coach for the Dolphins and is the first to do this since Renaldo Hill spent the 2018 season as assistant defensive backs coach after he played for Miami from 2006-08.

In his first season as defensive backs coach for the Dolphins in 2020, Alexander helped mentor cornerback Xavien Howard, who led the NFL with 10 interceptions. The mark tied the franchise record and was the most by an NFL player since 2007, when San Diego's Antonio Cromartie also had 10. Howard earned first-team All-Pro honors for the first time in his career and his second Pro Bowl selection. The Dolphins finished sixth in the NFL in points allowed per game (21.1) and led the league in third-down defense (31.2 pct.).

Prior to Miami, Alexander spent three seasons (2017-19) as the defensive backs coach at California, where the Bears' defense was very successful during his tenure. He helped develop several players, such as safety Jaylinn Hawkins, who played three seasons for Alexander and totaled 10 interceptions, tied for eighth all-time at the school. Hawkins was a fourth-round pick by Atlanta in the 2020 NFL Draft.

In 2019, Alexander mentored two All-Pac-12 defensive backs in Camryn Bynum and Ashtyn Davis. Davis began his career as a walk-on and was one of three finalists for the Burlsworth Trophy, given annually to the nation's top player who began his collegiate career as a walk-on. Davis was a third-round pick of the N.Y. Jets in the 2020 NFL Draft. Bynum was selected in the fourth round of the 2021 NFL Draft by Minnesota.

Alexander's unit was one of the nation's best in 2018. The Bears led the Pac-12 and ranked ninth nationally in passing defense, allowing just 175.1 passing yards per game. The defense also made big plays in the passing game, leading the Pac-12 and ranking second nationally with 21 interceptions, and tying for fourth nationally with five defensive touchdowns. Alexander's defensive backs were responsible for 17 of the 21 interceptions and three of the five defensive touchdowns. Hawkins led the Pac-12 and was third nationally with six interceptions and Davis was tied for third in the Pac-12 with four. Davis earned first-team All-Pac-12 honors from the Associated Press while Bynum earned second-team All-Pac-12 honors from the publication.

In Alexander's first season at California in 2017, he helped the Bears defense improve in 14 of the 15 primary team defensive statistics. Bynum was named the team's Most Valuable Freshman after leading all defensive backs on the team with 58 tackles. He was the team leader with 10 passes defended and tied for the team lead with two interceptions.

Alexander also served as the secondary coach at Montana State (2016) and Indiana State (2015), his first position coach jobs. He was a graduate assistant working with defensive backs at Washington in 2014, tutoring two future second-round NFL draft picks in Sidney Jones and Budda Baker. Alexander was a graduate assistant at Arkansas State in 2013 and got his start in coaching in 2012 at Rancho Cucamonga (Calif.) High School, where he was a volunteer assistant.

Alexander's training camp stint with the Dolphins in 2019 was his third as part of the NFL's Bill Walsh Diversity Coaching Fellowship program. He also spent time with Tennessee in 2015 and Tampa Bay in 2016.

Alexander played five seasons in the NFL with stops in Detroit (2007-08), Jacksonville (2009-10), Carolina (2010), Miami (2011) and the New York Jets (2011). He played in a total of 44 games with 30 starts, totaling 154 tackles (116 solo), two sacks, four interceptions, 14 passes defended, three forced fumbles and four fumble recoveries. He originally entered the NFL as a second-round pick (61st overall) by Detroit in the 2007 NFL Draft.

Alexander played collegiately at Boise State (2003-06), where he helped the team win four consecutive conference titles and a 46-6 record. He was a senior on Boise State's 2006 squad that went 13-0 and won the Fiesta Bowl.

A native of Rancho Cucamonga, California, Alexander earned his bachelor's degree in communications from Boise State. He and his wife, Krystina, have three sons – Kaelin, Kamari and Kaelel – and one daughter, Kahrye.

GERALD ALEXANDER'S COACHING CAREER

2012	Rancho Cucamonga HS (Calif.)	Volunteer Assistant
2013	Arkansas State	Graduate Assistant
2014	Washington	Graduate Assistant
2015	Indiana State	Secondary
2016	Montana State	Secondary
2017-19	California	Defensive Backs
2020-present	Miami Dolphins	Defensive Backs

A PLAYERS COACH

Gerald Alexander was hired as defensive backs coach prior to the 2020 season and became the 11th person to have both played and coached with the Dolphins. He played cornerback for the Dolphins in 2011. The first to have achieved this was Bob Matheson, who was a linebacker from 1971-79 before going on to serve with the staff from 1983-86. The others who followed Matheson and preceded Alexander are Larry Seiple (P/RB/TE, 1967-77; Coach, 1988-99), Tony Nathan (RB, 1979-87; Coach, 1989-95), Dwight Stephenson (C, 1980-87; Coach, 1992), Bernie Parmalee (RB, 1992-98; Coach, 2002-04), Jeff Dellenbach (T/C, 1985-94; Coach, 2004), Terry Robiskie (FB, 1980-81; Coach, 2007), James Saxon (RB, 1992-94; Coach, 2008-10), Bryan Cox (LB 1991-95; Coach 2011) and Renaldo Hill (S, 2006-08; Coach 2018). In addition, while not seeing action in a game, Jason Garrett served as the team's third quarterback for five games in 2004 before joining the coaching staff from 2005-06 as the team's quarterbacks coach.



CHARLES BURKS

CORNERBACKS
COLLEGE: EAST CENTRAL
NFL: THIRD SEASON
DOLPHINS: THIRD SEASON

Charles Burks enters his third season with the Dolphins and first as cornerbacks coach after being promoted to the position in 2021. He previously served two years (2019-20) with the team as a coaching assistant.

Burks worked primarily with the cornerbacks unit in 2020, helping the Dolphins win 10 games for the first time since 2016. He worked with a Dolphins defense that led the NFL in takeaways (29) and third-down defense (31.2 pct.) while finishing sixth in scoring (21.1 points allowed per game).

Burks tutored Xavier Howard, who earned first-team All-Pro honors in 2020 by tying the franchise's single-season interceptions record (10). It was the most interceptions by an NFL player since 2007 (Antonio Cromartie).

Prior to joining the Dolphins, he spent five seasons as defensive coordinator at Southeastern Oklahoma State. When he was hired there, he became the youngest coordinator in the Great American Conference at the age of 26.

Burks oversaw a unit in 2018 that led all of NCAA Division II in pass defense, limiting opponents to just 118.7 passing yards per game. His defense ranked in the top 10 nationally in both total defense (sixth; 251.2 total yards allowed per game) and scoring defense (seventh; 15.4 points allowed per game).

In 2016, Burks mentored cornerback Raheem Wilson, who earned second-team NCAA Division II All-American honors. Wilson led Division II with 24 passes defended and led the GAC with five interceptions that season.


In Burks' first season as defensive coordinator in 2014, he helped the Savage Storm win seven games and earn its first postseason berth since 2004.

Burks coached defensive backs at Texas A&M-Commerce (2013) and West Texas A&M (2012) after getting his start in coaching at his alma mater, East Central University, in 2011.

He was a three-year letterman (2008-10) at cornerback for East Central, where he earned his bachelor's degree in kinesiology with a minor in sociology. Burks also has a master's degree in sports administration.

CHARLES BURKS' COACHING CAREER

2011	East Central	Secondary
2012	West Texas A&M	Assistant Secondary/Cornerbacks
2013	Texas A&M-Commerce	Secondary
2014-18	Southeastern Oklahoma State	Defensive Coordinator
2019-present	Miami Dolphins	Coaching Assistant (2019-20) Cornerbacks (2021-)



ANTHONY CAMPANILE

LINEBACKERS

COLLEGE: RUTGERS

NFL: SECOND SEASON

DOLPHINS: SECOND SEASON

Anthony Campanile enters his second season with the Dolphins after being named linebackers coach on Feb. 20, 2020.

Campanile has coached multiple position groups on both sides of the ball and served as co-defensive coordinator for Boston College in 2018.

In his first NFL season in 2020, Campanile helped the Dolphins finish sixth in the league in points allowed per game (21.1). Miami led the NFL in takeaways (29) and third-down defense (31.2 pct.) en route to winning 10 games for the first time since 2016. For the first time in team history, the Dolphins had three linebackers record at least five sacks in a season – Jerome Baker had seven, Kyle Van Noy had six and Andrew Van Ginkel had 5.5. Baker led the team with 111 tackles (69 solo), his second straight season with at least 100 stops.

In 2019, Campanile served as the linebackers coach at Michigan. He helped mentor Khaleke Hudson and Josh Uche, both of whom earned second-team All-Big Ten honors for the first time in their careers. Hudson led the team with 101 tackles (45 solo), which ranked fifth in the Big Ten, and was a fifth-round pick by Washington in the 2020 NFL Draft. Uche led the team with 8.5 sacks, which were ninth in the Big Ten, and was drafted in the second round of the 2020 NFL Draft by New England.

Campanile spent three seasons (2016-18) at Boston College, where he coached defensive backs (2016-17) and added co-defensive coordinator responsibilities in his final season there (2018). He helped six of his defensive backs earn All-ACC honors and four of his defensive backs were selected in the NFL Draft.

In 2018, the Eagles were 11th nationally with 26 takeaways. Their 18 interceptions tied for the ACC lead and were fifth in FBS. Defensive back Hamp Cheevers earned first-team All-ACC and third-team All-American honors after tying for the FBS lead with seven interceptions.

Boston College's 2017 secondary ranked third nationally in pass efficiency defense (101.8) and 12th nationally with 18 interceptions. Defensive back Lukas Denis earned second-team All-ACC and second-team All-American honors after recording seven interceptions, tied for the second-best mark in FBS. Campanile was named National Defensive Backs Coach of the Year for his efforts that season.

In Campanile's first season at Boston College in 2016, he oversaw a defensive backs unit that helped the Eagles defense rank ninth nationally (314.2 yards allowed per game). The unit was fourth in the ACC in passing defense (205.6 passing yards allowed per game).

Prior to that, Campanile spent four seasons (2012-15) coaching both sides of the ball at his alma mater, Rutgers. He was a defensive assistant in 2012 before moving to the offensive side of the ball in 2013, coaching tight ends (2013-14) and wide receivers (2015).

In 2015, Campanile tutored wide receiver Leonte Carroo, who led the Big Ten and tied for 14th nationally with 10 receiving touchdowns. Carroo earned third-team All-Big Ten honors and was selected in the third round (86th overall) in the 2016 NFL Draft by Miami.


As tight ends coach at Rutgers from 2013-14, Campanile helped develop Tyler Kroft, who was selected in the third round (85th overall) of the 2015 NFL Draft. Kroft earned honorable mention All-America honors and was named first-team All-American Athletic Conference in 2013.

Campanile began his coaching career as a student assistant at Rutgers in 2005. He spent six years as a high school coach in New Jersey, beginning as an assistant at his alma mater, Fair Lawn High School, in 2006, and then five years (2007-11) at Don Bosco Prep. While there, Campanile coached linebackers (2007-09) and served as offensive coordinator (2010-11). His teams won state titles in both of his seasons as offensive coordinator and earned a No. 1 national ranking in 2011.

Campanile played safety and linebacker at Rutgers from 2001-04, graduating with a degree in history. He and his wife, Tracey, have two daughters, Valentina and Serafina, and one son, Anthony. His last name is pronounced CAMP-uh-neel-ee.

ANTHONY CAMPANILE'S COACHING CAREER

2005	Rutgers	Student Assistant
2006	Fair Lawn High School	Assistant
2007-11	Don Bosco Prep	Linebackers (2007-09) Offensive Coordinator (2010-11)
2012-15	Rutgers	Defensive Assistant (2012) Tight Ends (2013-14) Wide Receivers (2015)
2016-18	Boston College	Defensive Backs (2016-17) Co-Defensive Coordinator/Defensive Backs (2018)
2019	Michigan	Linebackers
2020-present	Miami Dolphins	Linebackers



AUSTIN CLARK

DEFENSIVE LINE

COLLEGE: CALIFORNIA

NFL: SECOND SEASON

DOLPHINS: SECOND SEASON

Austin Clark enters his second season with the Dolphins. He was promoted to defensive line coach in 2021 after serving as outside linebackers coach in 2020.

As outside linebackers coach in his first season with Miami in 2020, Clark helped the Dolphins defense improve from 32nd to tied for 10th in sacks (41). Miami also ranked sixth in the league in points allowed (21.1 per game). The Dolphins led the NFL in takeaways (29) and third-down defense (31.2 pct.) en route to winning 10 games for the first time since 2016. The team had three linebackers total at least five sacks in the same season for the first time in franchise history, as Jerome Baker had seven, Kyle Van Noy had six and Andrew Van Ginkel had 5.5.

Prior to joining the Dolphins, Clark spent two seasons (2018-19) as the defensive line coach at the University of Illinois.

In 2019, Clark helped the Fighting Illini finish the regular season 6-6 and earn an invitation to the Redbox Bowl, their first bowl appearance since 2014. The team had several notable wins, including an upset of No. 6 Wisconsin and a come-from-behind victory over Michigan State after trailing by 24 points. It was the largest comeback in school history. Junior Oluwole Betiku Jr. played in just 10 games due to injury but recorded nine sacks, which was tied for seventh in the Big Ten and tied for seventh in school history. He earned third-team All-Big Ten honors despite missing the previous season with an injury.

Clark mentored defensive end Bobby Roundtree in 2018, who led the nation in pass breakups by a defensive lineman with seven. His 7.5 sacks that season ranked sixth in the Big Ten.

Prior to Illinois, Clark spent two seasons (2016-17) at Southern California, where he coached defensive linemen and outside linebackers.

In 2017, Clark and the Trojans won the Pac-12 Conference and posted 46 sacks, tied for the most in the nation. He tutored Uchenna Nwosu, who was a second-round pick in the 2018 NFL Draft (48th overall to Los Angeles Chargers), along with Rasheem Green, who was a third-round pick (79th overall to Seattle). Both players earned first-team All-Pac-12 honors and finished in the top 15 nationally in sacks. Green had 10 (tied for 11th) while Nwosu had 9.5 (tied for 15th).

Another future NFL player that Clark mentored at USC was Stevie Tu'ikolovatu, who was selected in the seventh round (223rd overall) of the 2017 NFL Draft by Tampa Bay. Tu'ikolovatu earned second-team All-Pac-12 honors as a senior in 2016 and was named the Rose Bowl Game Defensive MVP after the Trojans won the Rose Bowl for the first time since Jan. 1, 2009.

Clark began his post-playing career as a recruiting assistant at his alma mater, California, in 2015, where he helped the team win the Armed Forces Bowl.

He spent six years (2009-14) at California as a defensive tackle, earning an additional year of eligibility due to injury. As a sixth-year senior in 2014, Clark started 11 games, earned honorable mention All-Pac-12 recognition and won the Joe Roth Award, given annually by the school to a player who best exemplifies courage, sportsmanship and attitude.

Clark earned his bachelor's degree in American studies.

A Tampa native, Clark played prep football at Plant High School, where he helped his team win the 2008 state championship as a senior. He is married to his wife, Alyssa.

AUSTIN CLARK'S COACHING CAREER

2016-17	Southern California	Assistant Defensive Line/Outside Linebackers
2018-19	Illinois	Defensive Line
2020-present	Miami Dolphins	Outside Linebackers (2020) Defensive Line (2021-)



BRENDAN FARRELL

ASSISTANT SPECIAL TEAMS
COLLEGE: NOTRE DAME
NFL: THIRD SEASON
DOLPHINS: THIRD SEASON

Brendan Farrell enters his third season with the Dolphins after being named assistant special teams coach on Feb. 11, 2019.

In 2020, Farrell helped the Dolphins win 10 games for the first time since 2016. Kicker Jason Sanders set a franchise record by converting 92.3 pct. of his field goals. His 144 total points tied a team record and his 36 field goals were second-most in Dolphins history. Sanders earned first-team All-Pro honors for the first time in his career and won two AFC Special Teams Player of the Month and two AFC Special Teams Player of the Week honors. Punt returner Jakeem Grant was second in the NFL with 330 punt return yards. NFL writer Rick Gosselin ranked the Dolphins seventh in his annual special teams rankings.

In Farrell's first season with the Dolphins in 2019, Miami's special teams had several standout plays. Sanders earned AFC Special Teams Player of the Month for December after he kicked 13 successful field goals in the final month of the season. He was also named AFC Special Teams Player of the Week twice, including after the Dec. 1, 2019 game vs. Philadelphia when Sanders caught a 1-yard touchdown pass from punter Matt Haack on a fake field goal. The play was named the NFL Bridgestone Clutch Performance Play of the Year at NFL Honors. Miami's return units also had success as Grant returned a kickoff 101 yards for a touchdown on Nov. 17, 2019 vs. Buffalo. It was Grant's third career special teams return touchdown, which was a new team record.

Prior to Miami, Farrell spent six seasons (2013-18) as a special teams analyst at the University of Alabama. The Crimson Tide won two national championships, played in four national title games, made five appearances in the College Football Playoff and won four SEC crowns during his tenure. Alabama was 78-8 (.907) overall and went 44-4 (.917) in the SEC during the six seasons he was on staff.

Farrell helped the Crimson Tide special teams become one of the top units in the nation. They led the SEC in total special teams metrics in 2013 and 2018, led the nation with six special teams touchdowns in 2015 and were first in FBS in net punting average in 2013 (42.4) and 2014 (44.7). In 2017, punter J.K. Scott was a finalist for the Ray Guy Award, given annually to the nation's top punter, and earned first-team All-SEC honors. Scott was a first-team All-American and also earned first-team All-SEC honors as a freshman in 2014. He went on to become a fifth-round pick (172nd overall) by Green Bay in the 2018 NFL Draft. In 2013, punter Cody Mandell earned first-team All-SEC honors and Christian Jones was named SEC Special Teams Player of the Year.

Prior to Alabama, Farrell spent four years (2009-12) at Northwestern State, where he was assistant head coach, special teams coordinator and coached tight ends. In 2012, his punt return unit was third in FCS with an 18.2 average. In 2011, Farrell's special teams units led the Southland Conference in kickoff returns (25.1 avg.) and field goal percentage (100.0 pct.) and ranked second in kickoff coverage (19.9 avg.).

Farrell was on LSU's coaching staff for three seasons (2006-08), where he helped the Tigers win the 2007 BCS National Championship and SEC Championship. As a quality control coach, Farrell worked closely with tight ends and special teams. He helped mentor kicker Colt David and punter Patrick Fisher, who both earned first-team All-SEC honors in 2007.

Farrell was a graduate assistant at Middle Tennessee State from 2004-05 and began his coaching career as special teams coordinator and running backs coach at Wayne State from 2002-03.

Farrell played linebacker and safety for four seasons (1996-99) at Notre Dame, where he double majored in English and history. He earned his master's degree in sports administration at Wayne State.

Farrell and his wife, Kasia, have three sons, TJ, Gabriel and Patrick.

BRENDAN FARRELL'S COACHING CAREER

2002-03	Wayne State	Special Teams Coordinator/Running Backs
2004-05	Middle Tennessee State	Defensive Graduate Assistant
2006-08	LSU	Special Teams/Offensive Quality Control
2009-12	Northwestern State	Asst. Head Coach/Special Teams Coordinator/Tight Ends
2013-18	Alabama	Special Teams Analyst
2019-present	Miami Dolphins	Assistant Special Teams



SHAWN FLAHERTY

ASSISTANT OFFENSIVE LINE
COLLEGE: TOWSON
NFL: THIRD SEASON
DOLPHINS: THIRD SEASON

Shawn Flaherty enters his third season with the Dolphins and first as assistant offensive line coach after being promoted to the position in 2021. He was a coaching assistant for the team from 2019-20.

In 2020, Flaherty helped the Dolphins win 10 games for the first time since 2016. He primarily worked with the team's offensive line and tight ends. The Dolphins offense averaged 339.0 yards per game, the team's most since 2014. Miami had its best time of possession average (31:16 per game) since 1999 and most first downs (345) since 2014 despite having three rookie offensive linemen – Austin Jackson, Robert Hunt and Solomon Kindley – combine to start 37 games. The Dolphins tight ends group had its most productive season in team history, totaling 91 receptions for 1,061 yards.

Prior to Miami, Flaherty spent two seasons (2017-18) at North Carolina State as a graduate assistant, working with the offensive line. The Wolfpack won nine games and earned bowl bids in each of his two seasons there.

Flaherty was a four-year letterman (2013-16) at Towson, where he started games at both guard and center. He earned his bachelor's degree in business administration.

SHAWN FLAHERTY'S COACHING CAREER

2017-18	North Carolina State	Graduate Assistant
2019-present	Miami Dolphins	Coaching Assistant (2019-20) Assistant Offensive Line (2021-)



CHARLIE FRYE

QUARTERBACKS
COLLEGE: AKRON
NFL: SEVENTH SEASON
DOLPHINS: FIRST SEASON

Charlie Frye enters his first season as quarterbacks coach for the Dolphins after he was hired in 2021.

Frye joins the Dolphins with two years of FBS play-calling experience and six years of NFL playing experience at the quarterback position.

Frye spent the past two seasons (2019-20) as the offensive coordinator and quarterbacks coach at Central Michigan. In 2020, Frye helped the Chippewas finish third in the Mid-American Conference in rushing yards

per game (218.2 avg.). Running back Lew Nichols III led the team with 508 rushing yards and earned MAC Freshman of the Year honors.

Frye helped Central Michigan win the MAC West Division in 2019 with an offense that led the conference with 6,070 total yards. The team improved by seven wins from the previous season, the biggest jump by any FBS program in 2019. Central Michigan's 424 points ranked fourth in team history. Wide receivers Kalil Pimpleteon and JaCorey Sullivan joined running back Kobe Lewis with first-team All-MAC honors.

Frye began his collegiate coaching career in 2018 as wide receivers coach at Ashland University. He spent two seasons (2016-17) as director of player development at Florida.

He served as offensive coordinator at Wekiva High School in Apopka, Florida from 2014-15 and Jones High School in Orlando, Fla. from 2012-13. He also served as a coach at Nike's Elite 11 and The Opening high school quarterback competitions.

Frye played six seasons in the NFL with Cleveland (2005-07), Seattle (2008) and Oakland (2009-10). He appeared in 26 games with 23 starts, including 13 starts for the Browns in 2006. He originally entered the NFL as a third-round pick (67th overall) by Cleveland in the 2005 NFL Draft.

Frye played collegiately at Akron, where he set numerous school passing records, totaling 11,049 passing yards and 64 passing touchdowns in his four-year (2001-04) career. He also earned MVP honors at the 2005 Senior Bowl.

He had his No. 3 jersey retired at Willard (Ohio) High School in 2011.

Frye earned a degree in exercise science from Akron. He and his wife, Lenette, have two sons and a daughter.

CHARLIE FRYE'S COACHING CAREER

2012-13	Jones HS (Fla.)	Offensive Coordinator
2014-15	Wekiva HS (Fla.)	Offensive Coordinator
2016-17	Florida	Director of Player Development
2018	Ashland	Wide Receivers
2019-20	Central Michigan	Offensive Coordinator/Quarterbacks
2021-present	Miami Dolphins	Quarterbacks



JOSH GRIZZARD

WIDE RECEIVERS

COLLEGE: YALE

NFL: FIFTH SEASON

DOLPHINS: FIFTH SEASON

Josh Grizzard enters his fifth season with the Miami Dolphins and second as wide receivers coach. He previously served as quality control before the promotion to wide receivers coach in 2020.

Grizzard oversaw a receivers unit that had a lot of transition in 2020. Eight different wide receivers caught passes for the Dolphins and five of them set or tied a career high in a major receiving category. DeVante Parker had the second-most productive season of his six-year NFL career, leading the team with 63 receptions and 793 receiving yards (12.6 avg.). Jakeem Grant had a career-high 36 receptions for 373 yards (10.4 avg.).

As a quality control coach in 2019, Grizzard worked closely with the wide receivers group as Parker compiled one of the best seasons by a receiver in Dolphins history. Parker set career highs in receptions (72), receiving yards (1,202) and receiving touchdowns (9), and his 1,202 receiving yards were the most by a wide receiver in the AFC and ranked fifth among all NFL players. The total was sixth in single-season team history.

In 2018, Grizzard helped the Dolphins offense improve from 24th to ninth in the NFL with a 4.68 yards per carry average. The Dolphins also set an NFL record with three different wide receivers throwing a touchdown in the same season – Albert Wilson, Danny Amendola and Kenny Stills.

Grizzard spent four seasons (2013-16) at Duke where he was a graduate assistant/quality control coach working primarily with the quarterbacks. He was promoted into that role following the 2013 season, when he served as a football operations assistant. Grizzard helped the Blue Devils to their best three-year stretch (2013-15) in school history with 27 total wins, an ACC Coastal division title and three consecutive bowl appearances.

In 2016, he worked with quarterback Daniel Jones and helped the redshirt freshman rank No. 6 in the ACC and lead all conference freshmen with 276.8 yards of total offense per game. Jones went on to be drafted

sixth overall by the New York Giants in the 2019 NFL draft.


In 2015, Grizzard helped first-year starter Thomas Sirk throw for 2,625 yards and 16 touchdowns while rushing for 803 yards and eight more scores. Sirk became one of just three quarterbacks in ACC history to throw for 2,500-plus yards and rush for 800-plus yards in a single season. His 3,428 total offensive yards were second all-time in single-season school history.

The 2014 Blue Devils featured five All-ACC selections and compiled 421 total points, the second-most in school history. Quarterback Anthony Boone, the winningest quarterback in the history of Duke football, earned All-ACC honors and the team finished in the conference's top five in six offensive statistics.

Grizzard played defensive back at Yale and graduated with a degree in political science. He earned his master's degree in Christian studies from Duke. Grizzard is a native of Zebulon, North Carolina. His last name is pronounced Grizz-ARD.

JOSH GRIZZARD'S COACHING CAREER

2013-16	Duke	Football Operations Assistant (2013) Graduate Assistant (2014-15) Assistant Quarterbacks/Graduate Assistant/Quality Control (2016)
2017-present	Miami Dolphins	Offensive Quality Control (2017-18) Quality Control (2019) Wide Receivers (2020-)



**LEMUEL
JEANPIERRE**

OFFENSIVE LINE
COLLEGE: SOUTH CAROLINA
NFL: 11TH SEASON
DOLPHINS: SECOND SEASON

Lemuel Jeanpierre enters his second season with the Dolphins and first as offensive line coach. He was promoted to the role in 2021 after serving as assistant offensive line coach in 2020.

Jeanpierre has 10 years of NFL experience – seven as a player (2010-16) and three as a coach (2017-20).

In his first season with Miami in 2020, Jeanpierre helped the Dolphins win 10 games for the first time since 2016. He helped mentor an offensive line that had three rookies start a combined 37 games and finish in the top half of the league in sacks allowed (34, tied for 15th). Austin Jackson, Robert Hunt and Solomon Kindley made history when they became the first trio of Dolphins draft picks to start a game as rookies together on the offensive line.

Prior to joining the Dolphins, Jeanpierre served as the assistant offensive line coach for the Oakland Raiders from 2018-19.

In 2019, Jeanpierre helped the Raiders offensive line limit opponents to just 29 sacks. The team had four games where they didn't allow a sack. The 29 sacks allowed were the eighth-fewest in the NFL. The Raiders offensive line also helped Josh Jacobs rush for 1,150 yards, becoming the first rookie in team history to have a 1,000-yard rushing season. Two of Oakland's offensive linemen – Trent Brown and Rodney Hudson – earned Pro Bowl honors.

Jeanpierre's first season with Oakland was in 2018, where he helped mentor a young offensive line that featured two rookie starters – Kolton Miller and Brandon Parker. Miller became the first rookie offensive linemen to start every game for the Raiders since 2011. Parker started 12 consecutive games to end the season. The offensive line helped protect quarterback Derek Carr, who had career highs in passing yards (4,049), completion percentage (68.9), completions (381) and yards per attempt (7.3). The Raiders completed 68.7 percent of their passes, breaking the franchise record and ranking fifth in the NFL that season. Hudson and Kelechi Osemele were both selected as Pro Bowl alternates.

Jeanpierre earned his first coaching job in 2017 with the Seahawks, where he was hired as an offensive assistant. He focused primarily on the offensive line, where he helped tackle Duane Brown earn his fourth Pro Bowl honor despite not joining the team until Week 9.

Prior to his coaching career, Jeanpierre played six NFL seasons (2010-15) as a center and guard with Seattle, appearing in 63 games with 11 starts. He played in nine postseason games, including Seattle's Super Bowl XLVIII victory over Denver, and helped the Seahawks win three NFC West titles and two NFC Championships in addition to Super Bowl XLVIII. He also spent time with Kansas City (2010) and Detroit

(2016).

Jeanpierre began his NFL career as an undrafted college free agent after a collegiate career at South Carolina where he started games on both the offensive and defensive lines.

He was born in Gretna, Louisiana and moved to Orlando, Florida, where he played at Timber Creek High School and earned first-team all-state honors as a defensive lineman. He is of Haitian descent.

Jeanpierre and his wife, Jaylene, have two sons, Isaiah and Kairo, and a daughter, Yana. His name is pronounced leh-mew-ELL zhon-pee-AIR.

LEMUEL JEANPIERRE'S COACHING CAREER

2017	Seattle Seahawks	Offensive Assistant
2018-19	Oakland Raiders	Assistant Offensive Line
2020-present	Miami Dolphins	Assistant Offensive Line (2020) Offensive Line (2021-)



**MIKE
JUDGE**

ASSISTANT TIGHT ENDS
COLLEGE: SPRINGFIELD COLLEGE
NFL: FIFTH SEASON
DOLPHINS: THIRD SEASON

Mike Judge enters his fifth season as an NFL coach and third with the Dolphins after being named quality control coach on Feb. 18, 2019. He was promoted to assistant tight ends coach in 2021.

Judge helped the Dolphins win 10 games in 2020. It was the team's first 10-win season since 2016. Judge worked closely with the tight ends, who had the most productive season by a tight end unit in franchise history. Mike Gesicki, Durham Smythe and Adam Shaheen combined for 91 receptions and 1,061 yards, both team records for the tight ends unit. Their 11 receiving touchdowns tied for the most by a tight end group in Dolphins history.

In Judge's first season in Miami in 2019, he helped the Dolphins win five of their final nine contests. Miami defeated two division champions in the final month of the season, knocking off Philadelphia of the NFC East in Week 13 and finishing the season with a road win at the AFC East champion New England Patriots.

Prior to Miami, Judge spent 11 seasons (2008-18) at the Naval Academy, where he coached fullbacks. During his tenure, the Midshipmen went 87-57 (.604), beat Army eight times, earned nine bowl bids, won five bowl games, won five Commander-In-Chief's Trophies and beat Notre Dame three times.

In 2017, Navy set a school record averaging 351.4 rushing yards per game, which ranked second in FBS. The team capped off the season with a 49-7 win over Virginia in the Military Bowl.

Navy went 7-1 in the American Athletic Conference in 2016 and played in the conference championship game. The Midshipmen made their 13th bowl appearance in the previous 14 seasons and their nine total wins tied for the fifth-most in program history. Navy's offense set school records for points (531), touchdowns (73), touchdowns per game (5.2), rushing touchdowns (61), total offense (6,136 yards) and yards per play (6.8) despite playing four different quarterbacks.

In 2015, Navy won a school-record 11 games, won their 10th bowl game in school history and finished in the top 25 of both major polls. In their first season playing in a conference, the Midshipmen won a share of the AAC West Division. Judge helped fullback Chris Swain earn second-team all-conference honors after he rushed for 1,023 yards.

Prior to Navy, Judge spent one season (2007) at Harvard coaching wide receivers. He was part of the New England Patriots' coaching staff as a defensive assistant in 2005 and an offensive assistant in 2006.

Judge was an option quarterback at Springfield College, where he was a four-year letterwinner (2001-04) in football and baseball. During his collegiate career, he interned with the Patriots.

Judge and his wife, Jennifer, have two sons, Brecken and Kagan, and a daughter, Kinsley.

MIKE JUDGE'S COACHING CAREER

2005-06	New England Patriots	Defensive Assistant (2005) Offensive Assistant (2006)
2007	Harvard	Wide Receivers
2008-18	Navy	Fullbacks
2019-present	Miami Dolphins	Quality Control (2019-20) Assistant Tight Ends (2021-)



CURT KUNTZ

ASSISTANT DEFENSIVE BACKS

COLLEGE: KENT STATE

NFL: SECOND SEASON

DOLPHINS: SECOND SEASON

Curt Kuntz enters his second season with the Dolphins after being named assistant defensive backs coach on Jan. 20, 2020.

In his first season with Miami in 2020, Kuntz helped the defense rank sixth in the NFL in points allowed per game (21.1). The Dolphins led the NFL in takeaways (29) and third-down defense (31.2 pct.), winning 10 games for the first time since 2016. Cornerback Xavien Howard earned first-team All-Pro honors and the second Pro Bowl selection of his career after he tied the franchise record with 10 interceptions. It marked the first time an NFL player had double-digit interceptions since 2007 (Antonio Cromartie, 10).

Kuntz spent eight seasons (2012-19) as the head coach of Struthers High School in Struthers, Ohio. During his tenure, he compiled a 53-31 record, won a conference championship and led the Wildcats to four playoff appearances, including three times in his final four seasons.

Prior to Kuntz's arrival at Struthers, the school had a nine-year streak without a win in league play. His four playoff appearances are the most by a coach in the history of the school.

Kuntz has been groomed by some of the best coaches in Ohio, as he has coached under three members of the Ohio High School Football Coaches Association Hall of Fame and a two-time Super Bowl champion defensive coordinator.

Kuntz began his coaching career under John Nemec at Kent Roosevelt High School from 1997-98, where he coached offensive line and linebackers.

From 1999-2001, Kuntz was a graduate assistant at Kent State, where he worked under Dean Pees. Pees is currently the defensive coordinator of the Atlanta Falcons and has 16 seasons of NFL coaching experience, including 12 as a defensive coordinator. He won Super Bowl XXXIX as defensive coordinator for the New England Patriots and Super Bowl XLVII as defensive coordinator for the Baltimore Ravens.

Kuntz served as the offensive line coach at Warren G. Harding High School from 2002-06 under Thom McDaniels. McDaniels is a member of the Ohio High School Football Coaches Association Hall of Fame and was named High School Football Coach of the Year by USA Today in 1997.

Kuntz earned his first offensive coordinator job at Howland High School, where he called offensive plays from 2007-08 under Dick Angle. Angle was inducted into the Ohio High School Football Coaches Association Hall of Fame in 2016.

In 2009, Kuntz served as offensive coordinator and defensive backs coach at Newton Falls High School. He was the offensive line/linebackers coach at Poland High School from 2010-11 prior to becoming the head coach at Struthers High School in 2012.

Kuntz and his wife, Jaclyn, have two daughters – Ava and Halle. His last name is pronounced KOO-nts.

CURT KUNTZ'S COACHING CAREER

1997-98	Kent Roosevelt HS (Ohio)	Offensive Line/Linebackers
1999-2001	Kent State	Graduate Assistant
2002-06	Warren G. Harding HS (Ohio)	Offensive Line
2007-08	Howland HS (Ohio)	Offensive Coordinator
2009	Newton Falls HS (Ohio)	Offensive Coordinator/Defensive Backs
2010-11	Poland HS (Ohio)	Offensive Line/Linebackers
2012-19	Struthers HS (Ohio)	Head Coach
2020-present	Miami Dolphins	Assistant Defensive Backs



ROB LEONARD

OUTSIDE LINEBACKERS
COLLEGE: NORTH CAROLINA STATE
NFL: NINTH SEASON
DOLPHINS: THIRD SEASON

Rob Leonard enters his ninth season as an NFL coach and third with the Dolphins after being named linebackers coach on Feb. 8, 2019. He moved to assistant defensive line in 2020 and to outside linebackers in 2021.

In 2020, Leonard helped the Dolphins defense finish sixth in the NFL in scoring (21.1 points allowed per game). Miami led the league in takeaways (29) and third-down defense (31.2 pct.), winning 10 games for the first time since 2016.

Leonard spent the 2019 season as Miami's linebackers coach. He helped mentor second-year linebacker Jerome Baker, who led the team and was fourth in the AFC with 124 tackles (74 solo), and Vince Biegel, who led the team with 13 quarterback hits despite not joining the team until Week 1. Leonard also tutored Sam Eguavoen, who made the transition from the Canadian Football League and started six games in his first NFL season.

Leonard spent the first six seasons (2013-18) of his NFL coaching career with the New York Giants. He began his tenure as a defensive assistant (2013-16) before being promoted to assistant defensive line coach (2017) and then to outside linebackers coach (2018).

In 2018, Leonard moved to outside linebackers coach and helped Olivier Vernon lead the Giants with seven sacks and 21 quarterback hits. He mentored Lorenzo Carter, who totaled four sacks in his rookie season, tied for 10th among all NFL rookies.

Leonard was promoted to assistant defensive line coach in 2017. In his lone season in the role, Leonard helped defensive tackle Damon Harrison post 76 tackles (51 solo), which ranked second on the team and led all NFL defensive tackles. He also assisted defensive end Jason Pierre-Paul, who led the team with 8.5 sacks in his first 16-game season since 2014.

Leonard served as a defensive assistant for the Giants from 2013-16. In 2016, he was part of a staff that coached the NFL's most-improved defense in the NFL, which helped the team finish 11-5 and earn a playoff berth.

In 2015, the Giants defense was tied for sixth in the NFL with 28 takeaways. The team's 15 interceptions were tied for 10th. The unit tied for eighth with 17 forced fumbles and tied for fourth with 13 fumble recoveries.

The 2014 Giants' defense made several big plays. They finished fourth in the NFL with 47 sacks, led by Pierre-Paul, whose 12.5 sacks were eighth in the NFL. Pierre-Paul also had 76 tackles (54 solo), which ranked third on the team. The Giants intercepted 17 passes, good for 11th in the NFL.

In Leonard's first NFL season in 2013, the Giants finished eighth in the NFL in total defense, allowing just 332.3 yards per game. The unit had the 10th-best passing defense in the NFL, allowing just 223.3 net passing yards per game, and limited opposing passers to a 78.3 rating, which ranked sixth in the league. The Giants were also stout against the run, holding opponents to just 3.84 yards per carry, the sixth-best mark in the NFL.

Leonard came to the Giants from North Carolina State, where he was a graduate assistant for three seasons (2010-12). The Wolfpack posted winning records and appeared in three consecutive bowl games while he was on staff. He began his coaching career in 2009 as a defensive assistant at Cardinal Gibbons High School in Raleigh, North Carolina.

Leonard was a three-year letterman at North Carolina State (2006-08), where he walked on and earned a scholarship while redshirting following his freshman season at Washington & Jefferson College, a Division III school. He primarily played special teams in 2006 and 2007 before earning a starting linebacker role in 2008. He led the Wolfpack with 95 tackles and 801 snaps that season and earned the team's Mike Hardy Award, given annually to the player who plays beyond his capabilities.

A native of Moon Township, Pennsylvania, Leonard earned first-team all-conference honors at Moon High School, where he played running back, cornerback, kick returner and punter. He also earned second-team all-state honors at cornerback.

Leonard and his wife, Anna, have two sons, Bo and Luke, and a daughter, Mary.

ROB LEONARD'S COACHING CAREER

2010-12	North Carolina State	Graduate Assistant
2013-18	N.Y. Giants	Defensive Assistant (2013-16) Assistant Defensive Line (2017) Outside Linebackers (2018)
2019-present	Miami Dolphins	Linebackers (2019) Assistant Defensive Line (2020) Outside Linebackers (2021-)



JORDAN SALKIN

QUALITY CONTROL
COLLEGE: WEST VIRGINIA
NFL: FIRST SEASON
DOLPHINS: FIRST SEASON

Jordan Salkin enters his first season as a quality control coach for the Dolphins.

He spent the 2020 season as quarterbacks coach at New Mexico. The Lobos used four different quarterbacks despite playing just seven games. Teveka Tuioti threw for 475 yards, four touchdowns and only one interception in two starts.

Salkin came to New Mexico after spending three seasons (2017-19) at Texas, where he served as a graduate assistant and quality control coach. He worked with the team's running backs in 2017 and quarterbacks in 2018-19 and helped the team win a bowl game in all three seasons.

In 2019, Salkin helped Sam Ehlinger finish second in the Big 12 in passer rating (151.8). He tied for the conference lead in passing touchdowns (32) and ranked third in passing yards (3,663). His totals in all three categories were top 20 in the nation. Ehlinger also finished in the top half of the Big 12 in multiple passing categories in 2018 and was a sixth-round pick by Indianapolis in the 2021 NFL Draft.

Salkin was an offensive quality control coach at Rutgers in 2016 where he worked with the quarterbacks. He worked with wide receivers and special teams as an offensive quality control coach at James Madison from 2014-15.

Salkin graduated from West Virginia with a degree in sports management and a minor in communications.

JORDAN SALKIN'S COACHING CAREER

2014-15	James Madison	Offensive Quality Control – Wide Receivers/Special Teams
2016	Rutgers	Offensive Quality Control – Quarterbacks
2017-19	Texas	Graduate Assistant – Running Backs (2017) Offensive Quality Control – Quarterbacks (2018-19)
2020	New Mexico	Quarterbacks
2021-present	Miami Dolphins	Quality Control

DOLPHINS POST THREE PLAYOFF SHUTOUTS

Since the 1970 merger of the American and National Football Leagues, the Miami Dolphins have recorded three of the eight shutouts registered by AFC teams in the playoffs. The Dolphins recorded a 31-0 win over the San Diego Chargers on January 10, 1993, a 14-0 win over the N.Y. Jets on January 23, 1983, and a 21-0 win over the Baltimore Colts on January 2, 1972. The only other AFC playoff shutouts were by the Kansas City Chiefs (30-0 over the Houston Texans on January 9, 2016), the New York Jets (41-0 over the Indianapolis Colts on January 4, 2003), the Oakland Raiders (27-0 over the Dolphins on January 6, 2001), the San Diego Chargers (17-0 over the Kansas City Chiefs on January 2, 1993) and the Baltimore Colts (17-0 over the Cincinnati Bengals on December 26, 1970).



Kolby Smith enters his second season with the Dolphins as a quality control coach.

In his first season with the team, Smith helped the Dolphins win 10 games for the first time since 2016.

Smith came to Miami with seven years of collegiate experience as a running backs coach – one season at Rutgers (2019), five at Louisville (2014-18) and one at Western Kentucky (2013).

He spent the 2019 season as running backs coach at Rutgers where he helped sophomore Isaih Pacheco improve in several statistical categories from the previous season. Pacheco set career highs in carries (169), rushing yards (729) and rushing touchdowns (7). His seven total touchdowns led the team.

From 2014-18, Smith served as running backs coach at Louisville, his alma mater. In his five seasons, the Cardinals played in four bowl games.

In 2017, Smith helped Louisville set school records in rushing yards (3,186), breaking the record set the previous season (3,148) when Smith also served as running backs coach. Louisville ranked 15th in the nation, averaging 245.1 rushing yards per game in 2017. His three running backs combined to rush for 1,225 yards and 14 touchdowns.

Smith helped Brandon Radcliff rush for 903 yards and six touchdowns as a senior in 2016. Louisville posted 37 rushing touchdowns that season and Radcliff went on to the NFL, where he spent part of the 2017 season on Miami's practice squad.

In 2015, Louisville rushed for over 200 yards in four of their final five games of the season. Smith helped the squad average 171.0 rushing yards per game and total 23 rushing touchdowns.

In Smith's first season at Louisville in 2014, he helped the team total 28 rushing touchdowns and average 142.7 rushing yards per game. His backs had six 100-yard rushing games and the Cardinals won nine games and earned a Belk Bowl bid.

Smith's first job as a position coach came in 2013 at Western Kentucky where he coached running backs. He helped mentor Antonio Andrews, who set a school record with 1,730 rushing yards that season. Andrews also set school records with 11 100-yard rushing performances that season.

Following his playing career, Smith entered the coaching ranks as an assistant strength and conditioning coach at Arkansas in 2012.

Smith played three seasons with the Kansas City Chiefs after they drafted him in the fifth round (148th overall) in the 2007 NFL Draft. Smith played in 27 career games with nine starts, totaling 162 carries for 540 yards (3.3 avg.) and three touchdowns. He also caught 34 passes for 209 yards (6.1 avg.) and totaled six special teams tackles (five solo).

After having his 2009 season cut short by injury, he spent parts of 2010 with Denver and Jacksonville before retiring.

Smith played collegiately at Louisville, where he helped the Cardinals win 12 games as a senior in 2006. He scored seven touchdowns that season and helped Louisville earn its first BCS bowl victory over Wake Forest in the Orange Bowl. During his collegiate career, Smith rushed for more than 1,800 yards and 18 touchdowns.

Smith and his wife, Ashley, have three sons – Kolby Jr., Karter and Klay.

KOLBY SMITH'S COACHING CAREER

2012	Arkansas	Assistant Strength & Conditioning
2013	Western Kentucky	Running Backs
2014-18	Louisville	Running Backs
2019	Rutgers	Running Backs
2020-present	Miami Dolphins	Quality Control



DAVE PULOKA

HEAD STRENGTH & CONDITIONING
 COLLEGE: HOLY CROSS
 NFL: 15TH SEASON
 DOLPHINS: 14TH SEASON

Dave Puloka enters his 14th season as a member of the Dolphins' strength and conditioning staff and sixth as the team's head strength and conditioning coach, having been promoted to the position on Jan. 25, 2016. He is the longest-tenured coach on the Dolphins staff, originally joining the team as an assistant strength and conditioning coach on Jan. 28, 2008.

Puloka oversees all aspects of the players' weight training along with the team's offseason conditioning program and rehabilitation process. In his first season as head strength and conditioning coach in 2016, he helped the team win 10 games and reach the playoffs for the first time since 2008. He also helped Miami win 10 games in the 2020 season.

Prior to Miami, Puloka spent the 2007 season as the assistant strength and conditioning coach with the Atlanta Falcons, his first year in the NFL. Puloka served as a graduate assistant strength and conditioning coach at the University of Virginia from 2005-06.

Puloka went to training camp with the Cincinnati Bengals as an undrafted college free agent in 2001. He lettered in football and track at Holy Cross (1997-2000), where he played defensive end. His career totals in football included 19 sacks. He served as a team captain on the football team each of his final two years while he was also a first-team All-Patriot League and All-New England performer. Puloka earned his degree in psychology from Holy Cross and his master's degree in exercise physiology from the University of Virginia.

Puloka and his wife, Sela, live in Fort Lauderdale with their son, Noa. His last name is pronounced Puh-LOH-kuh.

DAVE PULOKA'S COACHING CAREER

2005-06	Virginia	Graduate Assistant Strength and Conditioning Coach
2007	Atlanta Falcons	Assistant Strength and Conditioning Coach
2008-present	Miami Dolphins	Assistant Strength and Conditioning Coach (2008-15) Head Strength and Conditioning (2016-)



JIM ARTHUR

ASSISTANT STRENGTH & CONDITIONING
 COLLEGE: SPRINGFIELD COLLEGE
 NFL: 20TH SEASON
 DOLPHINS: SIXTH SEASON

Jim Arthur enters his 20th NFL season and sixth with the Miami Dolphins after he was named assistant strength and conditioning coach on Jan. 25, 2016. He's helped the Dolphins to 10-win seasons in 2016 and 2020, the team's first since 2008.

Arthur worked 11 seasons (2005-15) with the strength and conditioning staff of the Chicago Bears, including seven as the team's strength and conditioning coach (2008-14). During his tenure, the Bears won the NFC in 2006 and advanced to the NFC Championship Game in 2010.

Prior to Chicago, Arthur spent three years (2002-04) as a strength and conditioning assistant with the

Buffalo Bills, where he first worked with his mentor, Rusty Jones. He also interned at Louisiana Tech during the summer of 2001 and at Boston College while finishing his master's degree in 2002.

Arthur began his coaching career at his alma mater, Springfield College, working as a student assistant until his graduation in 2000. He was also a graduate assistant for two seasons, where he earned his master's degree in applied exercise science in 2002.

A native of Cheshire, Connecticut, Arthur and his wife, Kendra, have a son, Rhett.

JIM ARTHUR'S COACHING CAREER

2000-01	Springfield College	Graduate Assistant
2002-04	Buffalo Bills	Strength and Conditioning Assistant Coach
2005-15	Chicago Bears	Assistant Strength and Conditioning Coach (2005-07; 2015) Strength and Conditioning Coach (2008-14)
2016-present	Miami Dolphins	Assistant Strength and Conditioning Coach

PLAYER PERSONNEL



MARVIN ALLEN

ASSISTANT GENERAL MANAGER
COLLEGE: TULANE
NFL: 29TH SEASON
DOLPHINS: THIRD SEASON

Marvin Allen enters his 29th NFL season and third with the Dolphins as he was named the team's assistant general manager on Jan. 29, 2018.

Following the Dolphins' philosophy of adding young players who were tough, disciplined and versatile, Allen helped build a team that won 10 games in 2020 despite having the second-youngest roster in the NFL. The Dolphins set a team record by starting 10 different rookies that season, including eight in one game in a Week 15 win vs. New England. Miami's defense led the league in third downs (28.8 pct.) and takeaways (29) and finished sixth in scoring (21.1 points allowed per game).

In Allen's first season with the Dolphins in 2019, he helped Miami add several rookies who made impacts in their first season. First-round pick Christian Wilkins led all NFL rookie defensive linemen with 56 tackles, the fifth-most by a rookie defensive lineman since 2015. Undrafted wide receiver Preston Williams was tied for the NFL lead among rookies with 32 receptions at the time he suffered a season-ending injury and undrafted cornerback Nik Needham had 11 passes defended, the second-most among all rookies that season.

Allen came to Miami from Buffalo, where he spent two seasons (2017-18) as a national scout. He worked extensively on Buffalo's 2018 NFL draft class that helped net the team several key contributors. Quarterback Josh Allen, selected seventh overall, finished second among NFL quarterbacks in rushing (631 yards) despite playing just 12 games as a rookie. Linebacker Tremaine Edmunds, selected 16th overall, led the team in tackles (121) and was tied for fourth among NFL rookies in the statistic. His 12 passes defended were second among NFL linebackers and second among all NFL rookies.

Allen spent four seasons (2013-16) with the Kansas City Chiefs as their director of college scouting. He helped the team compile a core of young, talented players that played a major role in Kansas City's three consecutive AFC West titles (2016-18) and back-to-back AFC Championships (2019-20). Allen oversaw the college scouting leading up to four drafts (2014-17) and was instrumental in scouting players like quarterback Patrick Mahomes (2017 first round), defensive tackle Chris Jones (2016 second round), wide receiver Tyreek Hill (2016 fifth round), cornerback Marcus Peters (2015 first round), linebacker D.J. Alexander (2015 fifth round) and linebacker Dee Ford (2014 first round).

Allen spent four seasons (2009-12) with Atlanta. He began his tenure there as an eastern regional scout (2009-12) and was promoted to national scout prior to his departure in early 2013.

Allen began his scouting career in New England, where he spent 16 seasons (1993-2008) with the Patriots. He spent his final 12 years (1997-2008) with the organization as an area scout.

A graduate of Tulane, Allen was selected in the 11th round (294th overall) of the 1988 NFL Draft by New England. He played four seasons at running back (1988-91), appearing in 37 games and totaling 94 carries for 378 yards (4.0 avg.) and two touchdowns in his career.



**ADAM
ENGROFF**

CO-DIRECTOR OF PLAYER PERSONNEL
COLLEGE: KANSAS STATE
NFL: 23RD SEASON
DOLPHINS: 23RD SEASON

Adam Engroff is entering his 23rd season with the Dolphins and his third as co-director of player personnel after he was promoted following the 2018 season. In this role, he's been instrumental in rebuilding the roster through the team's college scouting process and the draft.

Engroff oversees the team's college scouting department and is responsible for scouting the top prospects throughout the country. He also assists with scouting other NFL teams and NFL free agents.

Engroff previously spent three seasons (2016-18) as director of college scouting, where he oversaw the team's college scouting department. Prior to that, Engroff spent four seasons (2012-15) as a national scout, where he was responsible for scouting the entire country. He also spent nine seasons (2003-11) as a regional scout covering the Western portion of the country in the team's scouting system.

Engroff first joined the Dolphins in 1999 in the team's college scouting department. During that time, he performed a myriad of functions, including college scouting and draft preparation.

Prior to his tenure with the Dolphins, Engroff worked in football operations for the Orange Bowl Committee from 1998-99. He also worked for the Prep Recruiting Network from 1997-98, where he scouted high school football players.

A native of Topeka, Kansas, Engroff received his undergraduate degree from Kansas State in 1997. He went on to earn his master's degree in sports administration from Lynn University in Boca Raton, Florida, in 2000.

Engroff and his wife, Beth, were named distinguished recipients of the 2020 Luke Award by the St. Luke's Health Foundation in Boise, Idaho, for their work in establishing AJ's Angels Pediatric Cancer Foundation in memory of their son, AJ, and his battle with a pediatric brain tumor.

The couple resides in Boise, with their three sons, Austin, Brody and Beau.



**ANTHONY
HUNT**

CO-DIRECTOR OF PLAYER PERSONNEL
COLLEGE: ST. THOMAS
NFL: 28TH SEASON
DOLPHINS: 28TH SEASON

Anthony Hunt is in his 28th season with the Dolphins and his third as co-director of player personnel after he was promoted to the role following the 2018 season. In this position, Hunt has played a key role in the team's overall roster construction.

Hunt works closely with General Manager Chris Grier to continually upgrade the roster through free agent acquisitions, trades, waiver claims and practice squad signings. He assists Head Coach Brian Flores and the coaching staff with their weekly preparation for upcoming opponents by providing advance scouting reports during the season.

Hunt is responsible for overseeing the team's pro scouting efforts, which include player evaluations, managing depth charts, organizing tryouts and monitoring transactions around the NFL as well as other professional leagues. Hunt collaborates with football administration and analytics to assess the marketplace and establish contract values heading into the free agency period. He helps the college scouting department with evaluating prospects, attending pro days and identifying team needs leading up to the annual draft.

Hunt previously served six seasons as director of pro personnel from 2013-18. He was a national scout for the Dolphins and oversaw the Eastern half of the United States from 2009-12. Hunt covered the Southeast, Southwest, Northeast and parts of the Midwest as a regional scout from 2003-08. He was the club's BLESTO representative in his first few seasons as a scout from 2000-02. Hunt was a scouting assistant from 1996-99 after beginning his career as a personnel intern from 1994-95.

During Hunt's tenure with the Miami Dolphins, he has had the privilege of working with legendary coaches and executives Don Shula, Bill Parcells, Jimmy Johnson and Nick Saban.

A Miami native, Hunt attended Archbishop Curley-Notre Dame High School and graduated from St. Thomas University, where he earned a bachelor's degree in sports administration. He and his wife, Suzy, have two sons, Keaton and Marshall, and a daughter, Jolie.



**MATT
WINSTON**

ASSISTANT DIRECTOR OF COLLEGE SCOUTING
COLLEGE: TEXAS A&M
NFL: 15TH SEASON
DOLPHINS: 14TH SEASON

Matt Winston enters his 14th season with the Dolphins and third as assistant director of college scouting after he was promoted to the role following the 2018 season. In this role, he plays an integral part in the team's college scouting and draft process.


Winston spent the previous three seasons as a national scout and also spent five seasons as a college scout, focusing on the Southwest region of the country.

From 2009-10, Winston served as a player personnel assistant where he had responsibilities in both the pro and college scouting departments. He began his tenure with the Dolphins as a scouting assistant in 2008.

Prior to joining the Dolphins, Winston was the director of football operations at Florida International University in 2007 and worked as a college scouting intern for the Houston Texans in 2006.

Winston completed his bachelor's degree at Texas A&M in economics and earned his MBA from Florida Atlantic University.

A native of Midland, Texas, Winston resides in Frisco with his wife and three children.



**RON
BROCKINGTON**

SENIOR NATIONAL SCOUT
COLLEGE: MASSACHUSETTS
NFL: 25TH SEASON
DOLPHINS: 16TH SEASON

Ron Brockington is entering his 16th season as a member of the Dolphins' scouting staff after joining the organization in 2006. He was promoted to national scout in 2016 and senior national scout in 2019.

Brockington came to Miami after spending nine years (1997-2005) in the player personnel department of the New York Jets, including the last seven as a scout. He started full-time with the Jets in 1997 when

he worked in the team's personnel department. After two years as an assistant in player personnel, he was elevated to a scout for the 1999 season.

Brockington is a 1997 graduate of the University of Massachusetts-Amherst where he was a three-time letterman (1994-96) after transferring from Syracuse. He had his best year as a senior, when he led the team with 776 rushing yards and six touchdowns on 123 attempts (6.3 avg.).

Brockington earned his bachelor's degree in sports management. During the summers while he was in college (1993-96), Brockington worked in the Jets' operations department where he served in a myriad of roles. From 1991-93, he worked in the club's equipment room as a student assistant. As a high school student, he also helped in the team's marketing department in the summer of 1990.

Brockington is a native of Hempstead, New York, where he was a two-time All-Long Island linebacker (1990-91) at Hempstead High School and the Gatorade Player of the Year for New York. He resides in Indianapolis with his wife, Aixa, daughters, Dajanae and Savaya, and son, Christopher.



REGGIE McKENZIE

SENIOR PERSONNEL EXECUTIVE
COLLEGE: TENNESSEE
NFL: 28TH SEASON
DOLPHINS: THIRD SEASON

Reggie McKenzie enters his 28th season as an NFL executive and his third with the Miami Dolphins after he was named senior personnel executive on Feb. 22, 2019.

Prior to the Dolphins, McKenzie spent seven years (2012-18) as the general manager of the Oakland Raiders. He was the organization's first general manager since Al Davis was hired as head coach and general manager in 1963.

In 2016, McKenzie was named the NFL's Executive of the Year by Sporting News, The MMQB and the PFWA (Pro Football Writers Association). He helped construct a Raiders team that went 12-4 in the regular season and made the playoffs. It was the team's first playoff appearance and winning season since they won the AFC in 2002. Oakland led the NFL with seven players selected to the Pro Bowl that season, the team's most since 1991. All seven Pro Bowl selections were acquired during McKenzie's tenure.

McKenzie was instrumental in acquiring several outstanding players during his time as Oakland's general manager. In 2014, he drafted linebacker Khalil Mack out of Buffalo. Mack spent four seasons in Oakland (2014-17) and was named first-team All-Pro twice, earned three Pro Bowl selections and was the NFL's 2016 Defensive Player of the Year. In the same draft, the Raiders selected quarterback Derek Carr in the second round. Carr was selected to three Pro Bowls while McKenzie was in Oakland and was tied for third in NFL MVP voting in 2016. With the Raiders' first-round pick in 2015, the team selected wide receiver Amari Cooper, who was named to the PFWA All-Rookie Team and earned three Pro Bowl selections during McKenzie's tenure. With a sixth-round pick in 2013, the Raiders selected running back Latavius Murray, who earned Pro Bowl honors in 2015.

As Oakland's general manager, McKenzie also made a splash in free agency. In 2017, the Raiders signed tight end Jared Cook. In 2018, Cook finished fourth among tight ends with 896 receiving yards and was named to his first career Pro Bowl. Oakland signed safety Reggie Nelson in 2016 and he earned a Pro Bowl selection in his first year with the club. The club brought back safety Charles Woodson in 2013 and Woodson earned second-team All-Pro honors and was selected to the Pro Bowl in 2015.

McKenzie also had success identifying free agent offensive linemen. The Raiders signed guard Kelechi Osemele in the 2016 offseason and Osemele went on to earn back-to-back Pro Bowl selections in 2016 and 2017. He also earned first-team All-Pro honors in 2016. Oakland added tackle Donald Penn in 2014 and Penn produced Pro Bowl seasons in 2016 and 2017.

Prior to Oakland, McKenzie spent 18 years (1994-2011) in the Green Bay Packers' personnel department. He joined the Packers as a pro personnel assistant in 1994, was promoted to director of pro personnel in 1997 and promoted again to director of football operations in 2008.

In McKenzie's 18 seasons in Green Bay, he helped the Packers compile the second-best record (185-103, .642) in the NFL during that span. Green Bay won eight division titles, three conference championships and two Super Bowls (XXXI and XLV).

McKenzie was a 10th-round draft pick (275th overall) by the Los Angeles Raiders in the 1985 NFL draft and

earned all-rookie team honors at linebacker that season. He spent four seasons (1985-88) with the Raiders, two (1989-90) with the Phoenix Cardinals and one with San Francisco (1992). McKenzie totaled 60 career games played with three sacks and two interceptions. Following his playing career, he spent the 1993 season as a graduate assistant coach at his alma mater, Tennessee.

McKenzie earned his bachelor's degree in business administration with an emphasis in personnel management from Tennessee. A Knoxville native, he was an all-state linebacker and valedictorian at Austin-East High School.

McKenzie is married to June, who is a retired attorney. The couple has two daughters, Jasmin and Mahkayla, and two sons, Reginald Jr. and Jalen. Reginald Jr. was a sixth-round pick (198th overall) by Kansas City in the 2018 NFL draft and is currently a defensive lineman for the Cincinnati Bengals. Jalen is an offensive lineman at USC. Reggie's brother, Raleigh McKenzie, is a two-time Super Bowl champion and played 16 seasons as an offensive lineman in the NFL with Washington (1985-94), Philadelphia (1995-96), San Diego (1997-98) and Green Bay (1999-2000).



Chris Rossetti is entering his seventh season with the Dolphins and first as assistant director of pro scouting after being promoted to the role in 2021.

He spent five seasons (2016-20) as a pro scout and originally joined the Dolphins as a pro personnel assistant in 2015 after serving as the director of player personnel for the Toronto Argonauts in the CFL.

In his current role, Rossetti evaluates players throughout the NFL as it pertains to free agency, pre-season, team advances, trades, practice squads and the waiver wire. Additionally, he monitors daily personnel moves throughout the NFL and other professional leagues, and assists with depth chart and tryout organization. Rossetti is also responsible for scouting future opponents where he works closely with the analytics department in creating an advance scouting report to prep the coaching staff for upcoming games.

Prior to Miami, Rossetti spent three seasons (2012-14) in the CFL with the Toronto Argonauts' player personnel department. He initially began as a scouting assistant in 2012 where he was a member of the 100th Grey Cup championship team. He was then promoted to player personnel assistant the following year before serving as the director of player personnel in 2014 at the age of 24. His duties included recruitment strategies in both Canada and the United States, hosting free agent camps, scouting NFL camps, contract negotiations and coordinating CFL draft preparation. While with Toronto, Rossetti was responsible for the signing of both wide receiver Vidal Hazelton and defensive end Tristan Okpalaugo, who went on to win back-to-back CFL East Division Rookie of the Year awards. It was the first time that happened in Toronto in 28 years.

A four-year letterman and two-year starter as a quarterback at the University of Guelph (Ontario), Rossetti was named OUA Player of the Week in 2010 and was an Academic All-Canadian in 2011. He graduated in 2012 with an honors degree in history.

Rossetti is a Mississauga, Ontario native. He and his wife, Alex, have one daughter, Hailey.

ALONSO'S PICK-SIX WAS A DEFENSIVE GAME-WINNER

Linebacker Kiko Alonso made the game-winning play in Miami's Week 10 victory at San Diego in 2016, picking off Chargers quarterback Philip Rivers and returning it for a 60-yard touchdown to give the Dolphins a 31-24 lead with 1:01 to play. Alonso's touchdown was the latest a Dolphins player had returned an interception for a touchdown to give Miami the lead since at least 1991. It was the latest any NFL player had given his team a lead since Atlanta's Robert Alford had a 59-yard interception return in overtime to defeat Washington on Oct. 11, 2015.



CHRIS BUFORD

COLLEGE SCOUT
COLLEGE: BAYLOR
NFL: 10TH SEASON
DOLPHINS: 10TH SEASON

Chris Buford is entering his 10th season with the team and eighth as a college scout. Buford focuses on the Southwest region of the country. He spent the 2015-17 seasons covering the Midwest and covered the Northeast region in 2014.

Buford joined the Dolphins in 2012 as an assistant in the team's scouting department. In that role, he provided support to all levels of the department while focusing on overall evaluation and preparation for the NFL draft.

Prior to his tenure with the Dolphins, Buford was a four-year letterwinner for the Baylor football team (2007-10). He appeared in 30 games in his career and, as a senior, he was a part of a Bears football team that made its first bowl appearance since 1994. Buford was a four-time member of the Big 12 Commissioner's Honor Roll and earned a degree in education with a minor in corporate communications. He also received a master's degree from Baylor in sports management in 2012.

A native of Arlington, Texas, Buford attended Bowie High School and earned honorable mention all-district honors as a senior football player. Buford currently resides in Mansfield, Texas with his wife, Jasmine, and their two daughters, Charley Rose and Rhyann.



CHASE LESHIN

COLLEGE SCOUT
COLLEGE: TEXAS
NFL: 13TH SEASON
DOLPHINS: 13TH SEASON

Chase Leshin is entering his 13th season with the team and his seventh as a college scout. He also served as player personnel coordinator from 2012-17 and was the college scouting coordinator from 2011-12. His current responsibilities include scouting schools in the Southeast region.

Leshin joined the Dolphins in 2009 in the equipment department as a staff assistant and worked as an operations assistant in 2010 before transitioning to the player personnel department in 2011.

A native of Corpus Christi, Texas, Leshin earned a Bachelor of Business Administration degree in marketing from Texas. In his senior year, he worked for the Longhorn football team in the equipment department, where he received the Darrell K. Royal Memorial Scholarship.

Leshin and his wife, Krysten, have one son, Tanner.



Lenny McGill enters his seventh season with the Dolphins after spending the prior six seasons (2009-14) with the Denver Broncos. In his current role, he is responsible for scouting the West Coast region of the Dolphins scouting system.

McGill scouted the Southwest region for the Broncos in 2014 after spending his first five years with the team as assistant director of college scouting. His scouting efforts helped Denver capture four consecutive AFC West division titles from 2011-14 with a young nucleus of talent that played major roles for the club. The Broncos went on to win the AFC Championship game in 2013 and play in Super Bowl XLVIII.

McGill joined the Broncos after nine years (2000-08) as a college scout for the Green Bay Packers following the conclusion of his five-year NFL playing career. As a college scout with the Packers, McGill was responsible for scouting the Central Plains region. Hired by Green Bay in 2000, he was part of five playoff berths and four division titles.

Before beginning his scouting career, McGill played cornerback in the NFL and saw time in 62 career regular-season games (nine starts) and three postseason contests with Green Bay (1994-95), Atlanta (1996-97) and Carolina (1998). He totaled 104 tackles (84 solo), four interceptions, 16 pass breakups, one sack, two fumble recoveries and one forced fumble during his NFL career.

McGill played at Arizona State University from 1990-93 and was a two-year starter for the Sun Devils, earning honorable mention All-Pac-10 honors as a senior. He also lettered for three seasons on the Sun Devils' track and field team, finishing second in the conference in the triple jump as a sophomore. As a senior in high school, he had one of the top five triple jumps in the nation at 51'2" and won the California state championship.

McGill is a graduate of Arizona State with a bachelor's degree in criminal justice.



J.P. McGowan is entering his eighth season as a member of the Dolphins and his sixth as a college scout after he was promoted from scouting assistant in 2016. In his role, he is responsible for evaluating players at schools in the Northeast region of the country in preparation for the NFL draft.

Prior to joining the Dolphins, McGowan was a scouting intern for the Tennessee Titans (2012-13) and a scouting assistant with the Philadelphia Eagles (2013-14).

A native of Houston, McGowan graduated from Texas A&M in 2010 where he worked in the recruiting department during his time there (2006-10). McGowan also received a master's degree in sports business from the University of Washington in 2011.

McGowan and his wife, Melissa, have one son, Kellen.



GRANT WALLACE

COLLEGE SCOUT
COLLEGE: YALE
NFL: SEVENTH SEASON
DOLPHINS: SEVENTH SEASON

Grant Wallace is entering his seventh season with the Dolphins and his fourth as a college scout. Wallace focuses on the Midwest region of the country. He spent the 2017 season as a player personnel scout, was a player personnel assistant in 2016 and spent the 2015 season as a scouting intern, assisting both the college and pro personnel departments.

In his current role, Wallace assists both the college scouting and pro personnel departments in daily operations, assisting with player evaluations and traveling to different colleges around the country. Additionally, Wallace continues to evaluate current NFL players around the league.

Wallace attended Yale University where he was a three-year letterman and three-year starter at wide receiver. Wallace finished his collegiate career ranked No. 4 all-time in school history in receptions (146) and receiving yards (1,923). He led the FCS in receiving yards per game (113.9) as a senior.

A native of St. Louis, Wallace graduated from Yale with a degree in political science. He currently resides in St. Louis.



MINH LUU


PLAYER PERSONNEL COORDINATOR
COLLEGE: CENTRAL FLORIDA
NFL: SEVENTH SEASON
DOLPHINS: SIXTH SEASON

Minh Luu is entering his sixth season with the Dolphins and his fourth as player personnel coordinator. He spent the 2017 season as a college scouting staff assistant and the 2016 season as a team operations staff assistant prior to being promoted to his current role.

In his role, Luu assists with organizing and managing the day-to-day operation of the club's college scouting department. He is responsible for analyzing and organizing the information gathered on draft-eligible players, assist with the assigning of crosscheck coverage nationwide during the fall season, planning the yearly player personnel calendar, managing the club's scouting database and coordinating the logistics of the team's Top 30 Visits, Local Day, All-Star Games, and the NFL Combine. He also works in collaboration with the club's personnel directors to improve and enhance the technological scouting systems. Additionally, Luu assists with player evaluations and traveling to different colleges around the country.

Prior to joining the Dolphins, Luu spent the 2015 season as a video intern with the Detroit Lions. He also worked three seasons with the Orlando Predators of the Arena Football League, most recently serving as the director of football operations and player personnel manager.

A native of Westminster, California, Luu earned his bachelor's degree in radio and television from the University of Central Florida, where he also minored in sports business management.




Andy Howell is entering his sixth season with the Dolphins and his fourth as a pro scout. He previously served as a player personnel scout (2017) and staff assistant (2016). In his current role, he monitors personnel moves throughout the NFL, evaluates professional players and performs advance scouting of future opponents.

Howell joined the Dolphins after one year (2015) at Western Michigan, where he oversaw all aspects of the football recruiting department as the director of player personnel, including initial player evaluation, coordinating recruiting visits, arranging coaches recruiting schedules and management of social media accounts.

Prior to that, Howell spent two years (2013-14) with the New York Jets as a pro personnel intern, where he evaluated professional players, coordinated free agent workouts, created player profile tapes and assisted with player database management. He also spent one season with the Cleveland Browns as a college scouting assistant in 2012 and was a training camp intern in the Browns scouting department in 2011.

Howell was a walk-on safety at the University of Kansas prior to earning his bachelor's degree in sports management from Ohio University. He was a student assistant at Ohio, where he worked primarily with the defensive line and in the recruiting department.

A native of Avon Lake, Ohio, Howell lives in South Florida with his wife, Tara.



J.P. Correia is entering his fourth season with the Dolphins and his third as player personnel scout after he was promoted to the role following the 2018 season. He began his Dolphins tenure as a scouting assistant.

Correia is responsible for monitoring personnel moves throughout the NFL, evaluating professional players and advance scouting of opponents.

Prior to joining the Dolphins, Correia spent the 2017 season as a pro personnel intern for the New York Giants. He served as assistant director of football operations at the University of Massachusetts-Amherst during the 2015-16 seasons.

A native of Fall River, Massachusetts, Correia earned his bachelor's degree in sports management from UMass.

LIV PASSY

PERSONNEL SCOUT
COLLEGE: BOSTON COLLEGE
NFL: SECOND SEASON
DOLPHINS: SECOND SEASON



Liv Passy is entering her second season with the Dolphins as a personnel scout. In her current role, she evaluates college players in preparation for the NFL Draft.

Passy comes to the Dolphins from Bowling Green, where she served as director of football operations in the 2019 season. At the time of her hire, Passy was the youngest person in FBS and just the second female in Mid-American Conference history with that title. Her roles included budgetary oversight, management of off-field personnel and staffing, player development and engagement, roster control, team travel, meals, summer camps and all other day to day operations within the program. She was also the team's liaison to the NFL.

Passy began her career as an operations and recruiting student assistant at her alma mater, Boston College, from 2016-17. In 2018, she was hired full-time as a football operations assistant/assistant to the head coach.

She also served as a training camp intern for the Denver Broncos in 2017.

A native of Fort Lauderdale, Passy earned her bachelor's degree in communication with a focus in management from Boston College.

FOOTBALL ADMINISTRATION




SCOTT BULLIS
Senior Director, Team Operations

NFL: 12th Season
DOLPHINS: 12th Season



DREW BROOKS
Director, Team Security

NFL: 6th Season
DOLPHINS: 6th Season



MAX MULITZ
Director, Coaching Analytics

NFL: 6th Season
DOLPHINS: 5th Season




MAX NAPOLITANO
Director, Football Administration & Strategy

NFL: 6th Season
DOLPHINS: 6th Season



TOM PASQUALI
Director, Football Research & Strategy

NFL: 8th Season
DOLPHINS: 8th Season




JOHN PARENTI
Director, Sports Nutrition

NFL: 3rd Season
DOLPHINS: 3rd Season




KALEB THORNHILL
Director, Player Engagement

NFL: 13th Season
DOLPHINS: 12th Season




DEREK DeMASI
Manager, Team Operations

NFL: 2nd Season
DOLPHINS: 1st Season



ADAM LACHANCE
Sports Science Coordinator/Strength & Conditioning Asst.

NFL: 7th Season
DOLPHINS: 7th Season



JIMMY MANGIERO
Strength & Conditioning Assistant

NFL: 3rd Season
DOLPHINS: 3rd Season



ALEX MARTIN
Coordinator, Player
Engagement

NFL: 1st Season
DOLPHINS: 1st Season



HARRISON FREID
Head Coach Assistant /
Research & Analysis

NFL: 8th Season
DOLPHINS: 6th Season




LANCE BENNETT
Assistant to the Head
Coach

NFL: 3rd Season
DOLPHINS: 3rd Season



STEVE FERENTZ
Coaching Assistant

NFL: 2nd Season
DOLPHINS: 2nd Season



STEVE GREGORY
Coaching Assistant

NFL: 12th Season
DOLPHINS: 1st Season



KENYON JACKSON
Coaching Assistant

NFL: 2nd Season
DOLPHINS: 2nd Season



TYLER MURPHY
Coaching Assistant

NFL: 3rd Season
DOLPHINS: 2nd Season



ERICK WREN
Coaching Assistant

NFL: 1st Season
DOLPHINS: 1st Season



ANNIE BERGER
Executive Assistant,
Football Operations

NFL: 15th Season
DOLPHINS: 15th Season



IRMA GONZALEZ
Executive Assistant,
Football Operations

NFL: 18th Season
DOLPHINS: 18th Season

ATHLETIC TRAINING



KYLE JOHNSTON
Head Athletic Trainer

NFL: 5th Season
DOLPHINS: 4th Season



TROY MAURER
Associate Head Athletic
Trainer

NFL: 31st Season
DOLPHINS: 30th Season



NAOHISA INOUE
Associate Athletic Trainer

NFL: 12th Season
DOLPHINS: 12th Season



JON BOONE
Director of Rehabilitation/
Assistant Athletic Trainer

NFL: 5th Season
DOLPHINS: 4th Season



JASMIN GRIMES
Assistant Athletic Trainer

NFL: 3rd Season
DOLPHINS: 3rd Season

MIAMI DOLPHINS MEDICAL CONSULTANTS

Head Team Physician/Orthopedic Surgeon
Orthopedic Consultant
Primary Care Sports Medicine
Internal Medicine Consultant
Sports Dentistry Consultant
Sports Dentistry Consultant
Optometry & Vision Training Consultant
Chiropractic Consultant

Dr. John Uribe
Dr. Gautam Yagnik
Dr. Michael Swartzon
Dr. Howard Bush
Dr. Ira Kotch
Dr. Russell Kotch
Dr. Robert Davis
Dr. Nicholas Ruggiero

COMMUNICATIONS



ANNE NOLAND
Senior Director, Football
Communications

NFL: 7th Season
DOLPHINS: 1st Season



BRETT BRECHEISEN
Manager, Football
Communications

NFL: 7th Season
DOLPHINS: 6th Season



RENZO SHEPPARD
Manager, Football
Communications

NFL: 14th Season
DOLPHINS: 6th Season



PAOLA ARGUETA
Coordinator, Corporate
Communications

NFL: 4th Season
DOLPHINS: 4th Season



VIRA HALIM
Coordinator, Football
Communications

NFL: 3rd Season
DOLPHINS: 3rd Season

EQUIPMENT




JOE CIMINO
Equipment Manager

NFL: 28th Season
DOLPHINS: 28th Season




CHARLIE THIELE
Asst. Equipment Manager

NFL: 27th Season
DOLPHINS: 27th Season




TYLER GLENDE
Equipment Assistant

NFL: 3rd Season
DOLPHINS: 3rd Season



STEVE GUIDA
Equipment Assistant

NFL: 10th Season
DOLPHINS: 10th Season



JON SWEDE
Equipment Assistant

NFL: 14th Season
DOLPHINS: 14th Season

INFORMATION TECHNOLOGY/FOOTBALL SYSTEMS



KIM ROMETO
Vice President, Chief
Information Officer

NFL: 3rd Season
DOLPHINS: 3rd Season




ALEXANDER R. CORRIS
Sr. Director, Football
Systems

NFL: 20th Season
DOLPHINS: 20th Season



PATRICK OLIVER
Football Systems
Specialist

NFL: 6th Season
DOLPHINS: 6th Season




JOSH PRITZKER
Football Systems
Specialist

NFL: 10th Season
DOLPHINS: 6th Season



CARL HARRIS
Architect, Database

NFL: 20th Season
DOLPHINS: 20th Season



BERNIE PLA
Analyst, Football Systems

NFL: 1st Season
DOLPHINS: 1st Season



RYLAN MARCOUX
Software Engineer

NFL: 3rd Season
DOLPHINS: 3rd Season

VIDEO



MIKE NOBLER
Video Director

NFL: 7th Season
DOLPHINS: 7th Season



DANE CHESTER
Assistant Video Director

NFL: 7th Season
DOLPHINS: 7th Season



NINNO DePATRICK
Video Assistant

NFL: 13th Season
DOLPHINS: 11th Season



AARON SISK
Video Assistant

NFL: 2nd Season
DOLPHINS: 2nd Season

WHAT TO LOOK FOR IN 2021

LB JEROME BAKER...

- Has 48 games played. Needs 2 games played to reach 50 in his career.
- Has 37 starts. Needs 13 starts to reach 50 in his career.
- Has two consecutive seasons of 100+ tackles. Needs 100 tackles in 2021 to join Zach Thomas (2001-06), Jeremiah Bell (2008-11) and Kiko Alonso (2016-18) as the only Dolphins since 2000 to total three straight 100-tackle seasons.
- Has 311 total tackles. Needs 89 tackles to reach 400 in his career and become the 1st Dolphins player since 2000 to total at least 400 tackles in the 1st 4 seasons of his career.
- Has 11.5 sacks. Needs 3.5 sacks to reach 15 in his career.

LB VINCE BIEGEL...

- Has 38 games played. Needs 12 games played to reach 50 in his career.

QB JACOBY BRISSETT...

- Has 49 games played. Needs 1 game played to reach 50 in his career.
- Has 983 pass attempts. Needs 17 pass attempts to reach 1,000 in his career.
- Has 6,459 passing yards. Needs 3,541 passing yards to reach 10,000 in his career.
- Has 31 passing TDs. Needs 19 passing TDs to reach 50 in his career.

RB MALCOLM BROWN...

- Has 298 carries. Needs 2 carries to reach 300 in his career.
- Has 11 rushing TDs. Needs 4 rushing TDs to reach 15 in his career.
- Has 1,188 rushing yards. Needs 812 rushing yards to reach 2,000 in his career.

DL ADAM BUTLER...

- Has 96 total tackles. Needs 4 tackles to reach 100 in his career.
- Has 15 sacks. Needs 5 sacks to reach 20 in his career.

TE CETHAN CARTER...

- Has 46 games played. Needs 4 games played to reach 50 in his career.

CB JUSTIN COLEMAN...

- Has 189 total tackles. Needs 11 tackles to reach 200 in his career.

S CLAYTON FEJEDELEM...

- Has 45 special teams tackles. Needs 5 special teams tackles to reach 50 in his career.

OL D.J. FLUKER...

- Has 96 starts. Needs 4 starts to reach 100 in his career.

WR ROBERT FOSTER...

- Has 642 receiving yards. Needs 358 receiving yards to reach 1,000 in his career.

WR WILLIAM FULLER V...

- Has 209 receptions. Needs 41 receptions to reach 250 in his career.
- Has 3,110 receiving yards. Needs 890 receiving yards to reach 4,000 in his career.
- Has 24 receiving TDs. Needs 1 receiving TD to reach 25 in his career.

RB MYLES GASKIN...

- Has 717 rushing yards. Needs 283 rushing yards to reach 1,000 in his career.
- Has 439 receiving yards. Needs 561 receiving yards to reach 1,000 in his career.

TE MIKE GESICKI...

- Has 47 games played. Needs 3 games played to reach 50 in his career.
- Has 126 receptions. Needs 26 receptions to move into 5th place in team history among tight ends.
- Has 1,475 receiving yards. Needs 334 receiving yards to move into 5th place in team history among tight ends and 525 receiving yards to reach 1,000 in his career.
- Has 11 receiving touchdowns. Needs 8 receiving

touchdowns to move into fifth place in team history among tight ends and 9 receiving touchdowns to reach 20 in his career.

WR JAKEEM GRANT...

- Has 1,008 receiving yards. Needs 992 receiving yards to reach 2,000 in his career.
- Has 5 receiving touchdowns. Needs 5 receiving touchdowns to reach 10 in his career.
- Has 87 kickoff returns. Needs 13 kickoff returns to reach 100 in his career and 20 to move into the top 5 in franchise history.
- Has 93 punt returns. Needs 7 punt returns to reach 100 in his career and 23 to move into 4th place in franchise history.
- Extend his franchise-record of 5 career special teams return TDs (3 punts, 2 kickoffs).
- Needs 1 kickoff return TD to tie the team's career record of 3 (Mercury Morris).
- Extend his franchise record of 3 career punt return TDs.
- Has 919 career punt return yards. Needs 209 punt return yards to move into 4th place in team history.
- Has 2,160 career kickoff return yards. Needs 357 kickoff return yards to move into the top 5 in team history.
- Can improve his 24.8 career kickoff return average, which is currently third in team history.

WR MACK HOLLINS...

- Has 48 games played. Needs 2 games played to reach 50 in his career.
- Has 527 receiving yards. Needs 473 receiving yards to reach 1,000 in his career.

CB XAVIEN HOWARD...

- Has 191 total tackles. Needs 9 tackles to reach 200 in his career.
- Has 22 interceptions. Needs 3 interceptions to reach 25 in his career and 7 interceptions to move into the top 5 in franchise history.
- His 22 interceptions since 2017 lead the NFL.
- Has 55 passes defended. Needs 20 passes defended to reach 75 in his career.

WR ALLEN HURNS...

- Has 241 receptions. Needs 9 receptions to reach 250 in his career.
- Has 3,380 receiving yards. Needs 620 to reach 4,000 in his career.

DT JOHN JENKINS...

- Has 93 games played. Needs 7 games played to reach 100 in his career.
- Has 176 total tackles. Needs 24 tackles to reach 200 in his career.

S BRANDON JONES...

- Has 59 total tackles. Needs 41 tackles to reach 100 in his career.

CB BYRON JONES...

- Has 93 games played. Needs 7 games played to reach 100 in his career.

- Has 87 starts. Needs 13 starts to reach 100 in his career.
- Has 363 total tackles. Needs 37 tackles to reach 400 in his career.
- Has 48 passes defended. Needs 2 passes defended to reach 50 in his career.

DB JASON McCOURTY...

- Has 166 games played. Needs 9 games played to reach 175 in his career.
- Has 137 starts. Needs 13 starts to reach 150 in his career.
- Has 706 total tackles. Needs 44 tackles to reach 750 in his career.
- Has 18 interceptions. Needs 2 interceptions to reach 20 in his career.

LB BENARDRICK MCKINNEY...

- Has 525 total tackles. Needs 75 tackles to reach 600 in his career.
- Has 11.5 sacks. Needs 3.5 sacks to reach 15 in his career.
- Has 14 passes defended. Needs 1 pass defended to reach 15 in his career.

LB CALVIN MUNSON...

- Has 68 total tackles. Needs 32 tackles to reach 100 in his career.
- Has 6 interceptions. Needs 4 interceptions to reach 10 in his career.

CB NIK NEEDHAM...

- Has 112 total tackles. Needs 38 tackles to reach 150 in his career.
- Has 4 interceptions. Needs 6 interceptions to reach 10 in his career.

DE EMMANUEL OGBAH...

- Has 196 total tackles. Needs 4 tackles to reach 200 in his career.
- Has 27 sacks. Needs 3 sacks to reach 30 in his career.
- Has 6 forced fumbles. Needs 4 forced fumbles to reach 10 in his career.

P MICHAEL PALARDY...

- Has 243 punts. Needs 7 punts to reach 250 and 57 punts to reach 300 in his career.
- Has 87 punts inside the 20. Needs 13 punts inside the 20 to reach 100 in his career.

WR DeVANTE PARKER...

- Has 83 games played. Needs 17 games played to reach 100 in his career.
- Has 298 receptions. Needs 2 receptions to reach 300 in his career.
- Has 4,212 receiving yards. Needs 788 receiving yards to reach 5,000 in his career.
- Has 22 receiving touchdowns. Needs 3 receiving touchdowns to reach 25 in his career.
- Has 11 100-yard receiving games. Needs 2 100-yard receiving games to move into 4th in team history.

CB JAMAL PERRY...

- Has 72 total tackles. Needs 28 tackles to reach 100 in his career.

LB ELANDON ROBERTS...

- Has 44 starts. Needs 6 starts to reach 50 in his career.
- Has 263 total tackles. Needs 37 tackles to reach 300 in his career.

CB ERIC ROWE...

- Has 46 starts. Needs 4 starts to reach 50 in his career.
- Has 252 total tackles. Needs 48 tackles to reach 300 in his career.
- Has 35 passes defended. Needs 15 passes defended to reach 50 in his career.

K JASON SANDERS...

- Has 48 games played. Needs 2 games played to reach 50 in his career.
- Has 77 made field goals. Needs 23 made field goals to reach 100 in his career.
- Has 337 points. Needs 63 points to reach 400 in his career.
- Has 5 game-tying or game-winning kicks. Needs 5 game-tying or game-winning kicks for 10 in his career.
- Can improve his 86.5 career field goal percentage, which is the best in team history.

LB BRENNAN SCARLETT...

- Has 120 total tackles. Needs 80 tackles to reach 200 in his career.

TE ADAM SHAHEEN...

- Has 43 games played. Needs 7 games played to reach 50 in his career.
- Has 7 TD receptions. Needs 3 TD receptions to reach 10 in his career.

DT ZACH SIELER...

- Has 60 total tackles. Needs 40 tackles to reach 100 in his career.

TE DURHAM SMYTHE...

- Has 46 games played. Needs 4 games played to reach 50 in his career.

WR ALBERT WILSON...

- Has 193 receptions. Needs 7 receptions to reach 200 in his career.
- Has 2,286 receiving yards. Needs 714 receiving yards to reach 3,000 in his career.

DOLPHINS ARE TRUE GLOBETROTTERS

The Miami Dolphins have been the NFL's globetrotters in their history, having played regular season games in London (four times) and Toronto as well as preseason contests in London, Berlin, Tokyo and Mexico City. Miami is scheduled to play its fifth regular-season game in London on Oct. 17, 2021 at the Jacksonville Jaguars.

The Dolphins and Bills took part in the NFL's first-ever regular season game staged in Canada on Dec. 7, 2008 as Miami recorded a 16-3 victory at the Rogers Centre in Toronto. On Oct. 28, 2007. The Dolphins also battled the New York Giants at London's Wembley Stadium before a crowd of 81,176 in the first-ever NFL regular season game that was staged outside of North America. Miami returned to Wembley on Sept. 28, 2014, and earned 38-14 win against Oakland before a crowd of 83,436 and made its third regular season appearance in London when the team fell to the New York Jets, 27-14, at Wembley Stadium on Oct. 4, 2015. The Dolphins' most recent appearance was on Oct. 1, 2017 when they fell to the New Orleans Saints, 20-0, at Wembley Stadium.

From 1986-2003, the NFL held American Bowl games and the Dolphins made four appearances in the preseason series. Miami was 4-0 in those games played on foreign soil, with wins in London (1988), Tokyo (1991), Berlin (1992) and Mexico City (1997). The Dolphins became the first NFL team to win four American Bowl contests, and they also became the first team to win an American Bowl matchup in each of the three continents in which the games have been played.



London 1988



Tokyo 1991

MIAMI DOLPHINS CHEERLEADERS



CHEER

The Miami Dolphins Cheerleaders are among the most highly regarded and recognized cheerleader brands in the world. The diverse team of women are confident dancers with versatility and athleticism, entertainers with talent and stage presence, and community advocates with strong character and values.

The Miami Dolphins Cheerleaders are committed to inspiring and entertaining all fans with an emphasis on empowering young women.

For more information on Miami Dolphins Cheer, please email cheerleaders@dolphins.com.

2021 MIAMI DOLPHINS CHEERLEADERS ROSTER

Veronica
Jared
Shayla
Kristen
Emily S.
Jozie
Molly
Paloma
Chelsea
Lexie

Shanygne
Stephanie
Jillian
Nichole
Tonai
Andrea
Caira
Emily E.
Daniela
Lindsey

Emily M.
Olivia
Lily
Samantha M.
Cierra
Ariana
Nyla
Samantha W.



MIAMI DOLPHINS IN THE COMMUNITY

The Miami Dolphins are committed to leveraging the power of sports and entertainment to inspire a healthier, more educated and united South Florida community. Together our players, cheerleaders, alumni, staff and partners are dedicated to being difference-makers in our community.



DOLPHINS CHALLENGE CANCER

Founded in 2010 as the signature initiative of the Miami Dolphins Foundation's health impact area, the Dolphins Challenge Cancer has contributed \$45.5 million for cancer research at Sylvester Comprehensive Cancer Center. In continuation of the \$75 million gift commitment made in 2020, the DCC XII is scheduled for spring of 2022 and will feature a cycling, run and walk event led by its iconic 100-mile ride. The DCC stands as the largest fundraising event in the NFL and represents the largest known philanthropic pledge in all of professional sports.



FOOTBALL UNITES™ presented by Baptist Health

Miami Dolphins Football UNITES™ presented by Baptist Health strives to connect the intersections of the community to create a more inclusive South Florida.

With a network of community partners and allies, Football UNITES™ presented by Baptist Health works as a collective to focus on improving relationships, fostering understanding and experiencing culture in ways that will ignite positive change. Partner organizations value inclusivity and believe in the power of diversity while representing the following categories:

- Education and Mentorship
- Health and Wellness
- Culture and Religion
- Human Services
- Law Enforcement and Public Safety
- Military and Veterans Services
- Social Justice and Empowerment



FOOD RELIEF PROGRAM

With South Florida facing record unemployment and food insecurity in the wake of COVID-19, Miami Dolphins Owner Stephen Ross and Vice Chairman and CEO Tom Garfinkel launched the Miami Dolphins Foundation Relief Program in June 2020. The long-term multimillion-dollar commitment has worked to sustain nutrition in the most food-insecure zip codes throughout South Florida by providing meals from local minority restaurants impacted by COVID-19 and Centerplate, the team's food, beverage, and retail partner. As part of this program, more than \$1 million has gone towards directly supporting minority-owned restaurants allowing them to generate revenue, jobs and maintain staff during the pandemic while simultaneously impacting the community in which they live. The Food Relief Program will continue to support the Miami Gardens community facing food insecurity through the 2021-22 season.



JUNIOR DOLPHINS

The Junior Dolphins program encourages youth players and coaches to teach, learn and play football in a fun and safe environment. As stewards of the game, Junior Dolphins strives to grow participation in the game, impact the football community and build the next generation of Dolphins fans. Through strong community partnership and strategic resource distribution, all aspects of the Junior Dolphins program work to emphasize character building to increase the overall experience in youth football.



SALUTE TO SERVICE

The Miami Dolphins are committed to better serving our nation's veterans, active duty service members and their families. Through year-round programming which is tied to the Dolphins' community mission and aligns with the NFL's Salute to Service platform and its partners, these efforts assist veterans transition to civilian life by facilitating events focused on uniting and appreciating.



NAT MOORE SCHOLARSHIP & GRANT ENDOWMENT PROGRAM

The Nat Moore Scholarship & Grant Endowment Program's mission is to provide the youth of Miami-Dade, Broward, Palm Beach and Monroe counties with the financial resources needed to pursue avenues of education and training for employment readiness. Both the scholarship and the grant are expressly designed to bolster efforts to bridge a gap between receiving financial assistance and obtaining a degree or vocational diploma.

HARD ROCK STADIUM



HARD ROCK STADIUM

347 Don Shula Drive, Miami Gardens, FL 33056 • (305) 943-8000
www.HardRockStadium.com

HARD ROCK STADIUM

Hard Rock Stadium is a global entertainment destination that serves as home to the Miami Dolphins, the Formula 1 Miami Grand Prix, the Miami Open presented by Itaú, University of Miami college football, the Capital One Orange Bowl game, Rolling Loud, Jazz in the Gardens, major concerts, boxing, international soccer and is a host of world-class events.

The multi-purpose, open-air complex completed a multi-year renovation fine-tuned to enhance the fan experience. On June 17, 2014, the Miami-Dade County Commission approved a Performance-Based Marquee Event Grant Agreement, which moved forward Hard Rock Stadium's modernization plan. The agreement provides bonus payments to the Miami Dolphins for hosting major events in exchange for Dolphins Chairman of the Board & Managing General Partner Stephen Ross taking financial responsibility for the renovation of Hard Rock Stadium without county assistance. The modernization was privately funded by Ross at an estimated cost of more than \$755 million.

Phase I of the project was completed for the 2015 season and changed every seat in the stadium, rebuilt the concourses on the 100 and 300 levels, moved seats 25 feet closer to the field on the north and south sidelines, introduced five new premium spaces and offered guests improved food, enhanced concourses and 16 new restroom facilities throughout the facility. For the 2016 season, Hard Rock Stadium installed a state-of-the-art canopy that keeps as many as 92 percent of the spectators in the shade and four high-definition video boards. Unveiled in 2017 were remodeled, modernized suites throughout the stadium offering a more intimate club space on the 200 level with improved amenities and fare.

Hard Rock Stadium hosted its first football game in August 1987 and its first regular season Major League Baseball game in April 1993. It has been home to six Super Bowls, four BCS National Championships, one College Football Playoff National Championship and was the first stadium to host the NFL Pro Bowl after 30 years of the game being held in Hawaii.

HISTORY

Now in its 35th year of operation, Hard Rock Stadium was the first of its kind to be constructed entirely with private funds, costing \$115 million when it was completed in 1987. The late Dolphins Chairman of the Board & Managing General Partner Joe Robbie led the financing campaign to build "Joe Robbie Stadium." The stadium revolutionized the economics of professional sports when it opened that year. Inclusion of a club level, along with executive suites, helped to finance the construction of the stadium. Season ticket members committed to long-term agreements and in return they received first-class amenities in a state-of-the-art facility.

On March 7, 1990, H. Wayne Huizenga, then Chairman of the Board and Chief Executive Officer of Blockbuster Video and Huizenga Holdings Inc., agreed to purchase fifty percent of Joe Robbie Stadium and became the point man in the drive to bring Major League Baseball to South Florida. That effort was rewarded in July 1991, when South Florida was awarded a National League expansion franchise. On Jan. 24, 1994, Huizenga acquired the remaining fifty percent of the stadium to give him 100 percent controlling interest.

On Aug. 26, 1996, Pro Player, the sports apparel division of Fruit of the Loom, sponsored the renaming of Joe Robbie Stadium as Pro Player Stadium. It became the first sports marketing and product company to entitle a stadium or arena.

The first football game in Joe Robbie Stadium was held on Aug. 16, 1987, when the Miami Dolphins met the Chicago Bears in a preseason battle. The game also marked the 22nd anniversary of the Dolphins franchise. The stadium hosted the National Football League's premier game, Super Bowl XXIII, on Jan. 22, 1989. It marked the return of the Super Bowl to South Florida after a 10-year absence. Subsequent Super Bowls include Super Bowl XXIX (Jan. 29, 1995), Super Bowl XXIII (Jan. 31, 1999), Super Bowl XLI (Feb. 4, 2007) and Super Bowl XLIV (Feb. 1, 2010). Hard Rock Stadium had the honor of hosting Super Bowl LIV, South Florida's record 11th Super Bowl, in 2020, the 100th anniversary of the NFL.

Major League Baseball officially began in South Florida in the spring of 1993 as the Florida Marlins opened their inaugural campaign as a National League team. On April 5, 1993, the "new" look of Joe Robbie Stadium as a baseball facility was unveiled to the public for the first time as the Florida Marlins earned a 6-3 win over the Los Angeles Dodgers. On Sept. 28, 2011, the Marlins played their final game at the stadium. A crowd of 34,615 watched as the Marlins dropped a 3-1 decision to the Washington Nationals. In all, the Marlins played 1,504 games in the stadium and posted a record of 781-723.

In 1997, the stadium hosted four World Series games between the Marlins and the Cleveland Indians, including Game 1 on Oct. 18, 1997, the first Series game ever played at the stadium, and Game 7 on Oct. 26, 1997, which the Marlins won, 3-2 in 11 innings, to capture their first World Championship.

Before the arrival of the Marlins, the stadium had played host to 13 spring training games that attracted 370,000 fans and paved the way for baseball in South Florida.

The stadium was renamed Dolphins Stadium in Jan. 2005, as part of a major plan renovation initiated by Huizenga. In April 2006, two high-definition video boards, the largest and second largest in professional sports at that time, were unveiled. A new fascia LED ribbon-board was installed in July 2006.

In 2007, Hard Rock Stadium underwent \$250 million in improvements and innovations, adding 360,000 square feet of programmable space, new casual seating and gathering areas throughout the stadium, an all new club level, refurbished luxury suites, new team merchandise store and other amenities. In 2010, corporate offices were built on the east side of Hard Rock Stadium in order to consolidate the business offices of the Miami Dolphins. "A Perfect Moment In Time" statue honoring Don Shula and the team's undefeated season in 1972 was unveiled and proudly adorns the entrance of the offices.

In 2008, Huizenga sold 50 percent of the team, stadium and surrounding developable land to Stephen M. Ross, Chairman of Related Companies, an international real estate development company. Huizenga remained the managing general partner of the franchise until he sold another 45 percent of the team and stadium to Ross in Jan. 2009. Ross became managing general partner with 95 percent stake of the Dolphins and the stadium while Huizenga retained a five percent share of both and remained a 50 percent partner in the land.

In one of his first moves to improve the fan experience at the stadium, in May 2009, Ross and celebrated singer songwriter Jimmy Buffett announced Dolphin Stadium would be renamed Land Shark Stadium. The unique branding brought Buffett's Margaritaville and Land Shark themes to enhance the game-day experience. To mark the announcement, Buffett performed three songs and unveiled the new lyrics to his iconic song "FINS," written expressly for the team.

On Jan. 20, 2010, the stadium's name was changed to Sun Life Stadium as the international financial services organization made Miami and South Florida a major part of a multi-city philanthropic endeavor through a comprehensive marketing partnership with the Miami Dolphins and the Miami Dolphins Foundation.

On Aug. 17, 2016, the Dolphins and Hard Rock International announced an 18-year agreement to name the newly renovated facility Hard Rock Stadium. As part of the agreement, the iconic lifestyle brand became the official Dolphins' hotel and resort partner, casual dining restaurant partner, hospitality partner and Native American Tribe.

On Dec. 20, 2017, Hard Rock Stadium and IMG announced a partnership that would relocate the Miami Open presented by Itaú to Hard Rock Stadium in 2019. The move to Hard Rock Stadium allowed the Miami Open the freedom and flexibility to grow and innovate the event with improved infrastructure, upgraded amenities, expanded space and parking. Construction of the new tennis campus began at the conclusion of the football season in the winter of 2018 and included 29 permanent tournament and practice courts, a 5,000-seat Grand Stand court, a tennis oasis with the largest video screen of any tennis event as well as a temporary Center Court, which showcased a 14,000-seat stadium within Hard Rock Stadium.

On April 4, 2021, Formula 1 and Hard Rock Stadium announced the addition of the Miami Grand Prix to the 2022 FIA Formula One World Championship under a ten-year deal at Hard Rock Stadium. Scheduled for 2022, Hard Rock Stadium will sit at the heart of a 5.41km circuit that will include 19 corners, three straights and the potential for three DRS zones with an estimated top speed of 320km/h. Miami will be the 11th location Formula 1 has raced in the United States since the Championship began in 1950 and will provide an additional tourist boost and economic impact to local businesses in the Miami Gardens community.

LOCATION

Hard Rock Stadium is located at 347 Don Shula Drive in Miami Gardens, only one mile south of the Miami-Dade Broward County Line. The 160-acre site stands midway between downtown Miami (16 miles) and downtown Fort Lauderdale (18 miles).

WORLD-CLASS EVENTS

Hard Rock Stadium displays its versatility every year by hosting a wide variety of events. Along with Miami Dolphins football, Hard Rock Stadium is home to Miami Dolphins, the Formula 1 Miami Grand Prix, the Miami Open presented by Itaú, University of Miami college football, the Capital One Orange Bowl game, Rolling Loud, Jazz in the Gardens, major concerts, boxing and international soccer matches. The stadium has hosted six Super Bowls (XXIII, XXIX, XXXIII, XLI, XLIV and LIV), the 2010 NFL Pro Bowl, four BCS National Championship Games (2001, 2005, 2009 and 2013) and one College Football Playoff National Championship game (2021).

Hard Rock Stadium's largest football attendance came when Alabama defeated Notre Dame in the 2013 BCS National Championship game in front of a record crowd of 81,120. Hard Rock Stadium had the distinction of being the first to host the Pro Bowl before the Super Bowl was played, and the first to host the Pro Bowl on the U.S. mainland in 30 years. Major League Baseball's premier event, the World Series, was played at the stadium in 1997 and 2003. The building is recognized throughout the industry as one of the busiest multi-purpose facilities in the world due in large part to Hard Rock Stadium's expertise in hosting big events.

Hard Rock Stadium has hosted numerous world-class international soccer matches, including the International Champions Cup Finals in 2013 and 2014. The facility was the first to host El Clasico Miami, a Relevant Sports' soccer match between Real Madrid and FC Barcelona hosted for the first time in North America. The event was July 29, 2017 and was preceded by a match on July 26 between Paris Saint-Germain F.C. and Juventus F.C. at Hard Rock Stadium. The stadium has hosted the sport's most recognizable clubs including Manchester United, FC Barcelona, Chelsea FC and AC Milan. National teams' matches have included international powerhouses Brazil, Colombia, Croatia, Ecuador, England, Honduras, Peru, Spain, Venezuela and the USA. The Brazil vs. Colombia match on Sept. 5, 2014 established the attendance record (73,429) for a soccer match held in the state of Florida.

Hard Rock Stadium also hosted the Florida high school class 3A, 4A, 5A and 6A state championship football games in 2005, 2006 and 2007, Monster Jam, lacrosse competitions as well as various festivals and trade shows.

Hard Rock Stadium hosted its inaugural tournament of the 35th edition of the Miami Open presented by Itaú on March 18 – 31, 2019. The 2019 Miami Open set numerous attendance records: 15 of its 24 sessions had higher attendance than the previous records, including an all-time singles session attendance mark of 32,831 during the Saturday, March 23 day session. Overall, the tournament's two-week attendance was 388,734, breaking the old record of 326,131 set in 2012. It also marked the 10th consecutive year the tournament recorded more than 300,000 in total attendance. This was followed by the 36th edition of the Miami Open presented by Itaú tournament which was played at Hard Rock Stadium from March 23 to April 4, 2021.

Hard Rock Stadium introduced boxing to its venue for the first time on Feb. 27, 2021 as Saúl 'Canelo' Álvarez defended his WBC, WBA Super and Ring Magazine World Super-Middleweight titles against Avni Yidirim. This event was followed by an exhibition between the 2020 International Boxing Hall of Fame inductee Floyd 'Money' Mayweather and social media sensation Logan 'The Maverick' Paul headlining a SHOWTIME PPV event on June 6, 2021 at Hard Rock Stadium.

Numerous concerts also have been performed at Hard Rock Stadium, featuring entertainers such as the Black Eyed Peas, Chicago, Coldplay, the Eagles with Jimmy Buffett, Elton John/Billy Joel, Genesis, Gloria Estefan, Guns & Roses, Green Day, Hall & Oates, Jay Z and Beyoncé, Fall Out Boy, Joan Jett and The Blackhearts, Madonna, Metallica, Mötley Crüe, New Kids on the Block, N Sync, Paul McCartney, Pink Floyd, Poison, The Police, Rod Stewart, the Rolling Stones, Taylor Swift, the Three Tenors, Weezer, World Tour, U2 and The Who. Hard Rock Stadium has twice broken its attendance records for entertainment events. U2's 360 Tour broke the record for highest concert attendance in the stadium's history when a crowd of 75,529 attended the show on June 29, 2011. The record was broken as Hard Rock Stadium hosted the largest ever crowd for an entertainment event when 78,363 attended WrestleMania on April 1, 2012. At the time, that figured marked record attendance for the WWE.

PLAYING SURFACE

Hard Rock Stadium is equipped with Bermuda 419 grass. All of the sod used by the Dolphins and Hard Rock Stadium goes through an enhancement process of being harvested and installed on plastic to thicken the sod and toughen the turf to meet the standards of the NFL. Hard Rock Stadium also utilizes eight large oscillating fans to maintain air circulation, reduce disease pressure and assist in drying paint on the field. The mission is to provide the best playing surface in the NFL and for all international events.

SEATING PRODUCTS

Hard Rock Stadium's modernization included doubling unique seating experiences from eight to 16. Some of the seating products include:

THE 72 CLUB

The 623 seats in the 72 Club take the premium seating experience to another level. Located near midfield on the south side of the stadium, it's the most luxurious seating experience in all of South Florida sports and entertainment featuring all-inclusive food, beer, wine, liquor and parking. The seats are also

double-padded and have 11 inches more legroom. At any point in-game, guests are able to enjoy sideline field views and a private drink rail, located directly on the south side of the field, before walking to their private, climate-controlled 72 Club designed by the Rockwell Group.

LIVING ROOM BOXES

Hard Rock Stadium has created private four- and six-person boxes known as Living Room Boxes. These are located on the 35-yard line, on both sides of the 72 Club Seats and feature all-inclusive food, beer, wine, liquor and parking. Living Room Boxes are the largest, most comfortable seats in the stadium. These boxes give guests the ability to watch replays and highlights on their own private screens and also provide access to the field-level drink rail and climate-controlled 72 Club.

FIELD CLUB BOXES

Hard Rock Stadium has some of the closest seats to the action in their Field Club Boxes. Located on the field level behind each endzone, they provide access to a private club space. Each space is climate controlled and features all-inclusive food, beer, wine, liquor and parking. These boxes provide the same large seats as the Living Room Boxes.

LEXUS NORTH SIDELINE CLUB

The Lexus North Sideline Club is a club located between the 30-yard lines on the north side that offers wider, padded seats for fans and an air conditioned club to enjoy pre-game and throughout the game. The club is designed by the Rockwell Group.

LIFEWTR LOUNGE

A 3,300-square-foot private club located in the east end zone, the LIFEWTR Lounge has 144 seats with an open-air, shared suite experience. It features an all-you-can-eat game day buffet, beverages (beer, wine, soda and LIFEWTR) and televisions featuring all the day's NFL action.

CORNER TERRACES

The 100 level Corner Terraces provide a unique social experience where guests can watch the game from a high-top table and four comfortable swivel chairs. Corner Terraces provide guests the enjoyment of sitting with family or friends without being confined to a row of seats. They also provide access to the climate-controlled club level.

THE NINE

The NINE is the ultimate luxury hospitality experience at Hard Rock Stadium. Designed as nine 20-person open-air suites between the 30-yard lines, they are connected to a private club designed by the Rockwell Group, presenting guests with all-inclusive food, beer, wine and liquor. These suites also include parking, a private entrance and a dedicated game day concierge for a truly unforgettable experience.

EXECUTIVE SUITES

Hard Rock Stadium's 147 suites were completely renovated during the 2017 off-season. These suites offer luxury and comfort in the ultimate setting to watch any event. Suites vary in size from 10 seats up to 50 seats offering air conditioning with hospital-grade air filters, multi-feed sound systems, mobile device food ordering, touchscreen television remotes, refrigerators and ice-makers. Suite attendants provide personal service in each suite during the games. Centerplate caters the suites with a wide-variety of food and beverage options.

THEATER BOXES

Hard Rock Stadium features Theater Boxes on the Club and Suite Levels. These 4-6 person individual boxes are located in a shared suite environment with inclusive food and beverages including beer, wine, liquor and non-alcoholic drinks as well as parking. This seating product is a perfect option for families or small businesses who may not have a need for a full suite but want to enjoy the amenities of the suite experience.

LOGE BOXES

The Loge Boxes are located on the Suite Level in the corner of the endzone and include four suite-style seats and 2 barstool seats in a shared suite environment. They offer food and beverages including beer, wine, and non-alcoholic drinks as well as parking.

PARTY TERRACES

Phase III of the renovation brought party terraces on the 300 level of Hard Rock Stadium. These party terraces have a bar that services guests on the concourse, as well as a double-sided bar with views of the field. Each corner includes two semi-private spaces that each can hold up to 100 people – creating a new experience for a total of 800 guests per event. Each corner provides a unique viewing experience curated by Heineken, Veza Sur, and Jack Daniel's.

LIV AT HARD ROCK STADIUM

The South Beach experience made its way to the stadium and Dolphins football games in 2010. The 10,000-square-foot LIV at Hard Rock Stadium has the look and feel of the LIV nightclub. Complete with a pair of bars, private cabanas, tables, a dance floor and a DJ booth, the space overlooks the west end zone and creates a nightclub experience for the fan before, during and after the game.

DINING

Hard Rock Stadium in 2013 embarked on a journey of listening to guests asking what they prefer for their game day experience. Years later, the commitment to bring fresh, diverse flavor to fans remains strong. An emphasis is placed on innovative, local cuisine and together with hospitality provider Centerplate, the venue curates an unparalleled food and beverage experience throughout the facility to all fans

SKYVIEW PRESENTED BY BUD LIGHT SELTZER

Hard Rock Stadium features the Skyview presented by Bud Light Seltzer, the first pulse gondola at any stadium in North America, giving fans a bird's-eye view of the stadium and surrounding areas including the downtown Miami skyline. The attraction includes 12 cabins, each holding six people, with glass floors, sustainable wood benches, cup holders and solar powered LED lights. The open-air cabin ride extends 1,625 feet and a roundtrip lasts approximately 20-minutes.

HARD ROCK STADIUM FACTS

Stadium Address	347 Don Shula Drive Miami Gardens, FL 33056
Stadium Telephone	(305) 943-8000
Relative Location	16 miles northwest of downtown Miami 18 miles southwest of Fort Lauderdale 3/4 mile south of Calder Race Course 1 mile south of Miami-Dade-Broward county line on N.W. 27th Ave.
Opening Date	August 16, 1987
First Baseball Game	Chicago Bears 10, Miami Dolphins 3 March 11, 1988
First Soccer Game	Los Angeles Dodgers 10, Baltimore Orioles 8 March 4, 1988
First Concert	U.S. National team 2, Millonarios (Colombia) 1 July 3, 1988 Rod Stewart, Hall and Oates and Chicago
First Super Bowl	January 22, 1989 San Francisco 49ers 20, Cincinnati Bengals 16
First Blockbuster Bowl (Micron P.C. Bowl, Carquest Bowl)	December 29, 1990 Florida State 24, Penn State 17
First Capital One Orange Bowl	December 31, 1996 Nebraska 41, Virginia Tech 21
First World Series	October 18, 1997 Florida Marlins 7, Cleveland Indians 4
First BCS National Championship Game (was the 2001 Orange Bowl)	January 3, 2001 Oklahoma 13, Florida State 2
First CFP National Championship Game	January 11, 2021 Alabama 52, Ohio State 24
First Boxing Match (Main Event)	February 27, 2021 Canelo Álvarez def. Avni Yıldırım

HARD ROCK STADIUM HISTORY

Mar. 5, 1976	Consultants are hired to do feasibility study for South Florida stadium.
July 21, 1976	Preliminary plan for 70,000-seat stadium is unveiled.
Nov. 15, 1977	Miami voters reject \$15 million bond issue for Orange Bowl renovations.
May 22, 1978	Committee estimates to Dade County a cost of \$40 million to build a new Orange Bowl next to the old one with financing coming from a resort tax and ticket surcharge.
Feb. 19, 1979	County attorney rules resort tax money cannot be used to build a new Orange Bowl.
March, 1979	National Football League rejects Miami as a Super Bowl site until stadium situation is rectified.
Dec. 22, 1981	Dolphins Chairman of the Board and Managing General Partner Joe Robbie reveals that he is negotiating to develop privately a stadium at Lake Lucerne in north Dade County.
Nov. 2, 1981	Voters in Dade and Broward counties overwhelmingly defeat a sales tax increase which would go toward building a new stadium.
Dec. 14, 1983	City of Miami voters reject sales tax increase to renovate the Orange Bowl.
Mar. 5, 1984	Dolphins Chairman of the Board and Managing General Partner Joe Robbie announces plans to build a new multi-purpose stadium in north Dade County at the team's annual awards banquet.
Mar. 13, 1984	City of Miami voters reject raising taxes to pay for \$55 million bond issue to repair the Orange Bowl.
May 10, 1984	Dolphins Chairman of the Board and Managing General Partner Joe Robbie begins campaign to market Dolphin Stadium executive suites and club seats.
July 3, 1984	Metro Commission accepts 160 acres donated by Emil and Lawrence Morton at Lake Lucerne, then leases it to Dolphin Stadium Corporation for 99 years.

Dec. 6, 1984	Metro commissioners unanimously agree to let Dolphins Chairman of the Board and Managing General Partner Joe Robbie sell \$85 million in tax exempt bonds to finance his stadium project.
Jan. 8, 1985	Dolphins Chairman of the Board and Managing General Partner Joe Robbie announces that he is ready to spend two million dollars for stadium blueprints and engineering studies.
July 22, 1985	Clearing of stadium site begins.
Sept. 9, 1985	South Florida Regional Planning Council recommends approval of proposed Dolphin Center.
Sept. 26, 1985	Metro Commission approves development order and zoning request of Dolphin Center.
Dec. 1, 1985	Groundbreaking ceremonies for Dolphin Stadium take place.
Dec. 19, 1985	Foundation permit is issued to Dolphin Stadium Corporation by Dade County.
Dec. 26, 1985	First concrete is poured at stadium site.
Dec. 31, 1985	Dolphins Chairman of the Board and Managing General Partner Joe Robbie obtains construction loan and is granted permanent financing for the new stadium.
June 3, 1986	Dolphins Chairman of the Board and Managing General Partner Joe Robbie plants a ceremonial 30-foot Royal Palm tree to begin a million-dollar beautification project for neighborhoods near Dolphin Stadium.
Aug. 27, 1986	Topping Out Ceremonies take place at Dolphin Stadium as highest point of construction is reached.
Feb. 3, 1987	Metro Commission unanimously passes a resolution recommending that Dolphin Stadium be named after its builder, Joe Robbie.
April 30, 1987	Tim Robbie, designated spokesman for the Robbie children, announces that Dolphin Stadium has been renamed "Joe Robbie Stadium."
Aug. 2, 1987	An estimated 40,000 people attend Family Day at Joe Robbie Stadium, the general public's first opportunity to see the new facility.
Aug. 16, 1987	The Miami Dolphins play host to the Chicago Bears in the first game ever played in Joe Robbie Stadium. The Bears put a damper on the festive evening with a 10-3 preseason victory in front of 63,451 fans. The date also marks the 22nd anniversary of the Dolphins franchise.
Oct. 11, 1987	The Dolphins' "replacement" team records a 42-0 shutout win over the Kansas City Chiefs in the first regular-season game at JRS.
Mar. 4, 1988	The first soccer game ever played at JRS takes place as part of the Marlboro Soccer Cup of Miami. The U.S. National team defeats Millionarios of Colombia, 2-1, in the match before 14,877 fans.
Mar. 11, 1988	The first baseball game ever played at JRS takes place in front of 24,247 spectators, then the largest crowd ever to see a major-league game in the state of Florida. The Los Angeles Dodgers defeat the host Baltimore Orioles, 10-8, in the exhibition contest. The following night, the Montreal Expos beat the Orioles, 9-3, with 17,830 in attendance. Seven home runs are hit each night as a temporary 30-foot wall in left field compensates for a distance of 272 feet down the foul line.
July 3, 1988	The first concert ever held at JRS takes place. "Happy Birthday America '88" features performances by Rod Stewart, Hall and Oates and Chicago.
Jan. 22, 1989	The first Super Bowl ever held at JRS takes place. The game marks the first time since Super Bowl XIII (January 21, 1979) that the NFL's Championship game is played in Miami. The San Francisco 49ers defeat the Cincinnati Bengals, 20-16.
Mar. 7, 1990	H. Wayne Huizenga, Chairman of the Board and Chief Executive Officer of Blockbuster Video and Huizenga Holdings, Inc., agrees to purchase fifty percent of Robbie Stadium Corporation (the parent company of Joe Robbie Stadium), as well as a fifteen percent limited partnership interest in the Miami Dolphins.
April 14-15, 1990	Nearly 100,000 people pack the stands in Joe Robbie Stadium over a two-day period to see former Beatle Paul McCartney perform live in concert.
Dec. 29, 1990	The Florida State Seminoles defeat the Penn State Nittany Lions, 24-17, in the inaugural Blockbuster Bowl at JRS before a capacity crowd of 74,021.
Jan. 5, 1991	Dolphins host the Kansas City Chiefs in the first NFL playoff game ever played in JRS. The Dolphins come back to defeat the Chiefs, 17-16.
Jan. 28, 1991	Seats are removed on the north side of JRS to begin renovating for baseball.
March 26, 1991	H. Wayne Huizenga and the Robbie family jointly purchase 42 acres adjacent to JRS. In addition, Huizenga purchases two additional lots, totaling 65 acres. The lots were purchased from the estates of Emil and Lawrence Morton.
March 30, 1991	The New York Yankees and the Baltimore Orioles play an exhibition game before 67,654 fans at Joe Robbie Stadium – the largest crowd ever to watch a baseball game in a non-Major League city. The Yankee-Oriole game the following day draws 57,359, giving the two-game series at JRS a total attendance figure of 125,013.
July 18, 1991	Major League Baseball officially awards South Florida a National League expansion franchise, the Florida Marlins, who will begin play in 1993 at JRS.
Jan. 25, 1992	The U.S. World Cup soccer team faces the Soviet National Team (C.I.S.) before a crowd of 30,386.
Jan. 17, 1993	The Dolphins host the Buffalo Bills in the first AFC Championship Game ever played at JRS. The Bills defeat the Dolphins, 29-10, and advance to Super Bowl XXVII.
April 5, 1993	In the first regular season baseball game ever played at JRS, the Florida Marlins win their inaugural game, defeating the Los Angeles Dodgers, 6-3.
Jan. 24, 1994	H. Wayne Huizenga acquires remaining 50 percent of Joe Robbie Stadium and the additional 85 percent of the Miami Dolphins, leaving him with 100-percent controlling interest of both the stadium and Dolphins.
Jan. 25, 1995	The second Super Bowl game held at JRS takes place. In Super Bowl XXIX, the San Francisco 49ers defeat the San Diego Chargers, 49-26.
May 11, 1996	Al Leiter of the Marlins pitches the first no-hitter in JRS history, shutting out the Colorado Rockies, 11-0.
Aug. 26, 1996	Pro Player, the sports apparel division of Fruit of the Loom, sponsors the renaming of Joe Robbie Stadium to Pro Player Stadium for \$20 million over a 10-year period.
Dec. 31, 1996	The Nebraska Cornhuskers defeat the Virginia Tech Hokies, 41-21, in the first FedEx Orange Bowl played at Pro Player Stadium.

Mar. 8, 1997	Pro Player Stadium plays host to the Three Tenors concert (Luciano Pavarotti, Placido Domingo, Jose Carreras).
Oct. 18, 1997	Pro Player Stadium hosts its first ever World Series game, as the Florida Marlins defeat the Cleveland Indians, 7-4, in Game One.
Oct. 25, 1997	The Pro Player Stadium crowd of 67,498 to watch the Marlins defeat the Indians in Game Six is the largest to see a World Series game since 1954.
Oct. 26, 1997	Edgar Renteria's single in the bottom of the 11th inning of Game Seven of the World Series drives in Craig Counsell to give the Marlins a 3-2 win and the World Championship.
Jan. 31, 1999	The third Super Bowl game held at Pro Player Stadium takes place. In Super Bowl XXXIII, the Denver Broncos defeat the Atlanta Falcons, 34-19.
Jan. 3, 2001	The Oklahoma Sooners defeat the Florida State Seminoles, 13-2, in the FedEx Orange Bowl to win the National Championship.
Aug. 2, 2001	Pro Player Stadium plays host to the *NSYNC concert.
Oct 21, 2003	Pro Player Stadium hosts its second World Series as 65,731 fans file in to watch the New York Yankees defeat the Florida Marlins, 6-1, in Game 3 of the Fall Classic. Marlins rebound to win their second world title in six games.
Jan. 4, 2005	USC defeats Oklahoma, 55-19, in the FedEx Orange Bowl to claim the national championship.
Jan. 10, 2005	Pro Player Stadium is re-named Dolphins Stadium. A three-phase improvement process to the stadium includes a remodeled club level and luxury suites, improved traffic flow, additional parking and state-of-the-art scoreboards.
April 8, 2006	Chairman of the Board and Managing General Partner H. Wayne Huizenga and Dolphins Enterprises CEO Joe Bailey announce and unveil a new logo and modified name for the stadium. The new name, Dolphin Stadium, appears on the new logo with a contemporary-looking dolphin. The world's largest hi-definition video boards are also unveiled and used for the first time. Dolphin Stadium begins a \$250 million historic transformation.
Dec., 2006	Dolphin Stadium begins a \$250 million historic transformation unlike any stadium in the United States has experienced. With the addition of 360,000 square feet, Dolphin Stadium is creating space for incredible experiences.
Feb. 4, 2007	The fourth Super Bowl held at Dolphin Stadium takes place. In Super Bowl XLI the Indianapolis Colts defeat the Chicago Bears, 29-17.
July 10, 2007	"Sting" and The Police perform at Dolphin Stadium
Jan. 3, 2008	Kansas defeats Virginia Tech, 24-21, in the 74th FedEx Orange Bowl.
Feb. 22, 2008	H. Wayne Huizenga announces Stephen M. Ross becomes 50 percent partner of stadium and team.
Aug. 28, 2008	The University of Miami plays its first home football game at Dolphin Stadium with a 52-7 win over Charleston Southern before a crowd of 48,119.
Nov. 26, 2008	Madonna performs at Dolphin Stadium.
Jan. 8, 2009	The Florida Gators win their second National Championship in three years with a 24-14 win over the Oklahoma Sooners in the 2009 BCS National Championship Game played before a crowd of 78,468 at Dolphin Stadium.
Jan. 20, 2009	Wayne Huizenga and Stephen M. Ross jointly announce that Ross has closed on the purchase of an additional 45 percent of the Miami Dolphins and Dolphin Stadium. Coupled with his earlier purchase of 50 percent of the franchise, the stadium, and the excess developable land last February 22, Ross now has 95 percent stake of the Dolphins and the stadium while Huizenga will retain a 5 percent share of both and remains a 50 percent partner in that land.
Mar. 14-18, 2009	Dolphin Stadium plays host to the second round (Pool 2) of the World Baseball Classic. A total of six games are played at the stadium featuring Puerto Rico, the Netherlands, United States and Venezuela. The United States and Venezuela advanced from the group to the semi-finals in Los Angeles.
May 8, 2009	Stephen M. Ross and celebrated singer songwriter Jimmy Buffett announce that Dolphin Stadium will be renamed Land Shark Stadium. The unique branding brings Buffett's Margaritaville and Land Shark themes to enhance the game-day experience. To mark the announcement, Buffett performs three songs and unveils the new lyrics to his iconic song "FINS", written expressly for the team.
Nov. 4, 2009	Honduras plays Peru in an international soccer friendly match.
Jan. 20, 2010	Land Shark Stadium is renamed Sun Life Stadium after Sun Life Financial enters into a multi-year naming rights partnership with the stadium and the Dolphins.
Jan. 31, 2010	The 2010 NFL Pro Bowl takes place at Sun Life Stadium. The first Pro Bowl game to be played outside of Hawaii in 30 years.
Feb. 7, 2010	The fifth Super Bowl at Sun Life Stadium takes place. The New Orleans Saints defeat the Indianapolis Colts, 31-17.
April 3, 2010	Paul McCartney's "Up & Coming Tour" stops at Sun Life Stadium.
Sept. 26, 2010	LIV Sun Life Stadium makes its debut during the Dolphins-Jets game. The South Beach-style club is situated west end zone in the stadium's Club Level. It combines the excitement of Dolphins football with the allure of South Beach and features waitress and butler service, premium bars, HDTVs, celebrity appearances, DJs and a dance floor.
June 29, 2011	Featuring one of the biggest concert stages ever built, the U2 360 Tour stops at Sun Life Stadium before a crowd of more than 73,000.
Aug. 3, 2011	FC Barcelona, the 2011 UEFA Champions League champions, face one of Mexico's most popular clubs, CD Guadalajara, as part of the 2011 Herbalife World Football Challenge, at Sun Life Stadium. This marks the first time ever FC Barcelona has played in South Florida. Chivas stuns Barcelona, 4-1, on four second half goals before a record crowd of 70,080 to see a soccer event in South Florida. It eclipsed the previous record of 57,724 set in 1984 when Colombia played AC Milan in the Orange Bowl.
Sept. 28, 2011	The Marlins play their final game at Sun Life Stadium. A crowd of 34,615 watch as the Marlins drop a 3-1 decision to the Washington Nationals. Since their debut season in 1993, in all the Marlins played 1,504 games in the stadium and posted a record of 781-723.

Nov. 23, 2011	The Black Eyed Peas play their final show in an all-star heavy concert featuring Cee Lo Green, Jason DeRulo, T-Pain, Sean Kingston, Flo Rida, DJ Smiley, and host Queen Latifah.
March 3, 2012	The inaugural Orange Bowl Lacrosse Classic is held at Sun Life Stadium as the all-day event features three high school games, a middle-school contest and an interactive lacrosse camp.
April 1, 2012	The WWE's WrestleMania XXVIII is held at the stadium before a crowd of 78,363. The four-hour show featured CM Punk, John Cena, The Rock, The Undertaker, Triple H, as well as Flo Rida, Diddy and MGK.
June 23, 2012	The World Soccer Masters Tour stops at Sun Life Stadium as a crowd of 48,327 watched as Lionel Messi and other stars come together. Messi, who has been named the World Soccer Player of the Year the previous three seasons, makes his South Florida debut by scoring three goals and adding two assists in a steady game-long rain as his Black Masters team tie the Red Stars, 7-7.
July 28, 2012	AC Milan defeats Chelsea, 1-0, in front of a crowd of 57,748 at Sun Life Stadium in an exhibition match as part of the Herbalife World Football Challenge.
Jan. 7, 2013	The Alabama Crimson Tide win their second consecutive National Championship and third title in four years with a 42-14 win over the Fighting Irish of Notre Dame in the 2013 BCS National Championship Game played before a crowd of 80,120 at Sun Life Stadium.
Jan. 10, 2013	Cirque du Soleil debuts at Sun Life Stadium with TOTEM, a new big top production. Under the blue and yellow Big Top, TOTEM explores the ties that bind Man to other species, his dreams and his infinite potential.
June 8, 2013	Spain, the defending World Cup champions, defeated Haiti, 2-1, in front of a crowd of 36,535 at Sun Life Stadium. Through Project Phoenix, the match directly supported the Haitian community by not only donating one dollar per ticket sold to help construct a national team stadium in Cité Soleil, Haiti, but also develop a surrounding community center. Additionally, 100 percent of proceeds of a specially designed jersey sold at Sun Life Stadium went directly to the development efforts.
Aug. 6-7, 2013	The championship rounds of the inaugural Guinness International Champions Cup take place at Sun Life Stadium before a two-day crowd of 105,750. On Aug. 6, in the seventh-place match, Inter defeats Juventus on penalty kicks by a score of 9-8 after the match was tied 1-1 at the end of regulation. In the second game of the evening, playing for fifth place in the tournament, Valencia defeats Everton by a score of 1-0. On Aug. 7, in the third-place game, Milan defeats the L.A. Galaxy by a 2-0 score. Later that evening, Real Madrid wins the Guinness ICC trophy, defeating Chelsea by a score of 3-1. Cristiano Ronaldo leads the way for Madrid by scoring two goals and earning Man of the Tournament honors.
Aug. 16, 2013	The Legends of the Summer Tour, featuring Justin Timberlake and Jay Z, closes its 13-city, 15-show tour with a sold-out stop at Sun Life Stadium.
Sept. 9, 2013	Tom Garfinkel is named President and Chief Executive Officer of the Miami Dolphins and Sun Life Stadium. Garfinkel joined the organizations after working with the San Diego Padres from 2009-13, where he served as president and chief executive officer.
Nov. 16, 2013	Playing before a crowd of 71,124, an all-time attendance record for soccer in the state of Florida, Brazil defeats Honduras by a score of 5-0.
April 5, 2014	For the first time in its 41-year history, the American Invitational, presented by G&C Farm, is held at Sun Life Stadium. Known as the "Super Bowl of Show Jumping," it is the only major equestrian competition held in a football stadium in the United States.
June 4 & 7, 2014	The English national soccer team plays to a 2-2 tie against Ecuador (June 4) and a 0-0 tie against Honduras (June 7) at Sun Life Stadium. The matches are part of England's final preparations for the 2014 FIFA World Cup.
June 9, 2014	The Ghana national soccer team earns a 4-0 victory at Sun Life Stadium over Korea in preparation for the 2014 FIFA World Cup.
June 17, 2014	The Sun Life Stadium modernization plan moves forward as the Miami-Dade County Commission approves by a 7-4 vote a Performance-Based Marquee Event Grant Agreement. Under the agreement, Dolphins Chairman of the Board and Managing General Partner Stephen Ross agrees to fund the modernization project with private funds. Upon completion, the stadium will become eligible for performance grants tied to marquee events such as Super Bowls, college football championships, college football semifinals, World Cup soccer matches, as well as other international soccer events for a period of 20 years.
June 25, 2014	With a combined 300 million records sold worldwide and 36 Grammys, Beyoncé and Jay Z launch their "On The Run" tour at Sun Life Stadium.
June 28, 2014	The Dolphins commence work on the modernization of Sun Life Stadium. The multi-year construction project encompasses a host of improvements to the fan experience that elevates the venue to a global entertainment destination.
Sept. 5, 2014	Sun Life Stadium again breaks the attendance record for the largest crowd to watch a soccer game in the state of Florida when Brazil and Colombia compete in front of 73,429 fans.
Aug. 29, 2015	The Dolphins unveil Phase I of the new-look stadium in a 13-9 preseason victory against the Atlanta Falcons. The first phase of the stadium renovation project includes changing every seat in the stadium, rebuilding the concourses on the 100 and 300 levels, moving the seats 25 feet closer to the field on the north and south sidelines, introducing five new premium spaces and allowing fans to enjoy improved food, enhanced concourses and 16 new restroom facilities throughout the facility.
Dec. 31, 2015	The 2015 Capital One Orange Bowl matches the undefeated and No. 1 overall team in the nation, the Clemson Tigers, against the one-loss Oklahoma Sooners in a College Football Playoff semifinal. Clemson earns a 37-17 victory to advance to the 2016 College Football Playoff National Championship.
Aug. 17, 2016	The Dolphins and Hard Rock International announce an 18-year agreement to name the newly renovated facility Hard Rock Stadium. The iconic lifestyle brand becomes the official Miami Dolphins hotel and resort, casual restaurant partner and hospitality sponsor.
July 26, 2017	Paris Saint-Germain F.C. takes on Juventus F.C. as part of the 2017 International Champions Cup presented by Heineken.

July 29, 2017	El Clasico Miami between Real Madrid C.F. and F.C. Barcelona takes place at Hard Rock Stadium, the first time the match has been hosted in North America. The event is part of the 2017 International Champions Cup presented by Heineken.
Nov. 1, 2017	The College Football Playoff announced Hard Rock Stadium as the site for the 2021 College Football Playoff National Championship.
Dec. 20, 2017	IMG, a part of the Endeavor Network, announced the Miami Open presented by Itaú will be relocating to Hard Rock Stadium in 2019.
July 28, 2018	F.C. Bayern Munich takes on Manchester City F.C. as part of the 2018 International Champions Cup presented by Heineken.
July 31, 2018	Manchester United F.C. faces Real Madrid C.F. as part of the sixth-annual International Champions Cup. It is the second consecutive year that Real Madrid played at Hard Rock Stadium, after they dropped a 3-2 decision to F.C. Barcelona in 2017.
Aug. 18, 2018	Taylor Swift's Reputation Stadium Tour comes to Hard Rock Stadium.
Aug. 21, 2018	Hard Rock Stadium hosts The Eagles with Jimmy Buffet and the Coral Reefer Band.
Aug. 31, 2018	JAY-Z AND BEYONCÉ joined forces for the OTR II stadium tour and performed at Hard Rock Stadium for their North American leg stop in Miami.
Sept. 7, 2018	CMN Sports partners with Relevant to present an international soccer friendly between South American rivals Colombia and Venezuela.
Oct. 12, 2018	Hard Rock Stadium hosts Clásico del Pacífico between fierce rivals Peru and Chile as the first rivalry played in North America.
March 18-31, 2019	The 35th edition of the Miami Open presented by Itaú celebrated the inaugural tournament at its new home at Hard Rock Stadium. The event was a showcase of the best Miami has to offer including art, culture, cuisine, entertainment and tennis.
May 10-12, 2019	Rolling Loud hosts its fifth Miami festival as it returns to Hard Rock Stadium on May 10-12, extending the music festival from two to three days.
June 1, 2019	Hard Rock Stadium hosts a soccer preparation match between Venezuela and Ecuador.
Aug. 7, 2019	Hard Rock Stadium hosts the first leg of the inaugural LaLiga-Serie A Cup featuring LaLiga's F.C. Barcelona facing off against Serie A's S.S.C Napoli. The second leg will be played in Ann Arbor, Michigan.
Feb. 2, 2020	Hard Rock Stadium hosts Super Bowl LIV in the NFL's 100th season. It marks the region's record 11th time hosting the signature event. The Kansas City Chiefs defeat the San Francisco 49ers, 31-20.
July 9, 2020	The Global Biorisk Advisory Council (GBAC), a Division of ISSA, the worldwide cleaning industry association, announces that Hard Rock Stadium has become the first NFL stadium to receive GBAC STAR™ accreditation. This initiative serves as the gold standard for facilities to implement cleaning, disinfection and infectious disease prevention work practices to control risks associated with infectious agents.
Jan. 11, 2021	Alabama wins its 18th national championship with a 52-24 win over Ohio State at Hard Rock Stadium.
Feb. 27, 2021	The first boxing matches held at Hard Rock Stadium take place as Canelo Álvarez fights Avni Yildirim to defend his WBC, WBA and The Ring super-middleweight titles.
April 18, 2021	Formula 1 announces a 10-year deal to host races in the area around Hard Rock Stadium starting in 2022.

HARD ROCK STADIUM FIRSTS

FOOTBALL (OVERALL)

Preseason Game	8/16/87 – Chicago 10, Dolphins 3
Regular Season Game	10/11/87 – Dolphins 42, Kansas City 0
Dolphins Playoff Game	1/5/91 – Dolphins 17, Kansas City 16
AFC Championship Game	1/17/93 – Buffalo 29, Dolphins 10
Super Bowl	1/22/89 – San Francisco 49ers 20, Cincinnati Bengals 16
College Bowl Game	12/29/90 – Florida State 24, Penn State 17 (Blockbuster Bowl)
BCS National Championship Game	1/3/01 – Oklahoma 13, Florida State 2 (Orange Bowl)
CFP National Championship Game	1/11/21 – Alabama 52, Ohio State 24

FOOTBALL (REGULAR SEASON GAMES)

Dolphins Win	10/11/87 – Dolphins 42, Kansas City 0
Dolphins Loss	10/25/87 – Buffalo 34, Dolphins 31 (OT)
Dolphins Shutout	10/11/87 – Dolphins 42, Kansas City 0
Shutout, Opponent	1/18/01 – N.Y. Jets 24, Dolphins 0
Overtime Game	10/25/87 – Buffalo 34, Dolphins 31
National Anthem, Performance	Thomas Brown, III vs. Kansas City, 10/11/87 (played trumpet)
National Anthem, Singing	Pete Harris vs. Buffalo, 10/25/87
Coin Toss	vs. Kansas City, 10/11/87 (won by Chiefs)
Dolphins Captains	Kyle Mackey, Tim Pidgeon, Demetrious Johnson
Kickoff	Willie Beecher (Dolphins) vs. Kansas City, 10/11/87 (to 2-yard line)
Kickoff Return	Kevin Wyatt of Kansas City, 10/11/87 (21 yards)
Dolphins Kickoff Return	Pete Roth vs. Kansas City, 10/11/87 (23 yards)
Tackle, on Kickoff	Scott Nicolas (Dolphins) vs. Kansas City, 10/11/87 (of Kevin Wyatt)
Kickoff Returned for a TD	Stanford Jennings (Cincinnati) vs. San Francisco (SB XXIII), 1/22/89
Punt	Kelly Goodburn of Kansas City, 10/11/87 (47 yards)
Dolphins Punt	Stacy Gore vs. Kansas City, 10/11/87 (35 yards)
Punt Return	Mike Caterbone (Dolphins) vs. Kansas City, 10/11/87 (15 yards)
Punt Return for a TD	O.J. McDuffie (Dolphins) vs. Indianapolis, 10/24/93 (71 yards)

Blocked Punt	William Judson (Dolphins) vs. Green Bay, 9/18/88
Penalty	On Dolphins vs. Kansas City, 10/11/87 (illegal formation)
Field Goal Attempt	Willie Beecher (Dolphins) vs. Kansas City, 10/11/87 (missed from 49 yards)
Field Goal	Scott Norwood of Buffalo, 10/25/87 (41 yards)
Dolphins Field Goal	Fuad Reveiz vs. Buffalo, 10/25/87 (46 yards)
Turnover	Alex Espinosa of Kansas City intercepted by Liffort Hobley of Dolphins, 10/11/87
Dolphins Turnover	Lawrence Sampleton fumbles (recovered by James Harrell) vs. Kansas City, 10/11/87
Fumble	Blaine Smith of Kansas City, 10/11/87 (own recovery)
Dolphins Fumble	Lawrence Sampleton vs. Kansas City, 10/11/87 (recovered by Chiefs' James Harrell)
Forced Fumble	Mike Lambrecht (Dolphins) vs. Kansas City, 10/11/87 (on Chris Smith)
Fumble Lost	Chris Smith of Kansas City, 10/11/87 (recovered by Liffort Hobley)
Fumble Recovery	Blaine Smith of Kansas City 10/11/87 (his own)
Fumble Returned for a TD	Liffort Hobley (Dolphins) vs. Kansas City, 10/11/87 (55 yards)
Interception	Liffort Hobley (Dolphins) vs. Kansas City, 10/11/87 (of Alex Espinosa)
Interception Returned for a TD	Donnie Shell of Steelers, 11/1/87 (50 yards)
Scoring Play	Rickey Isom (Dolphins) vs. Kansas City, 10/11/87 (6-yard TD run)
Scoring Play, Opponent	Scott Norwood of Buffalo, 10/25/87 (41-yard FG)
Touchdown	Rickey Isom (Dolphins) vs. Kansas City, 10/11/87 (6-yard run)
Rushing Touchdown	Rickey Isom (Dolphins) vs. Kansas City, 10/11/87 (6 yards)
Rushing Touchdown, Opponent	Rickey Isom (Dolphins) vs. Kansas City, 10/11/87 (6 yards)
Passing Touchdown	Dan Marino to Mark Duper (Dolphins) vs. Buffalo, 10/25/87 (5 yards)
Passing Touchdown, Opponent	Jim Kelly to Chris Burkett (Buffalo), 10/25/87 (14 yards)
Defensive Touchdown	Liffort Hobley (Dolphins) vs. Kansas City, 10/11/87 (55-yard fumble return)
Defensive Touchdown, Opponent	Donnie Shell of Steelers, 11/1/87 (50-yard interception return)
Special Teams Touchdown	Marc Logan (Dolphins) vs. Buffalo, 9/10/89 (blocked punt recovery)
Scoring Drive	By Miami (7 plays, 54 yards in 3:28) vs. Kansas City, 10/11/87
PAT	Willie Beecher (Dolphins) vs. Kansas City, 10/11/87 (Good)
Missed PAT	Fuad Reveiz (Dolphins) vs. Washington, 12/20/87
First Down	Robert Parker of Kansas City, 10/11/87 (1-yard run)
Dolphins First Down	Dameon Reilly (Dolphins) vs. Kansas City, 10/11/87 (16-yard pass from Kyle Mackey)
Third-Down Conversion	By Kansas City, 10/11/87 (Robert Parker 1-yard run)
Dolphins Third-Down Conversion	vs. Kansas City, 10/11/87 (16-yard pass from Kyle Mackey to Dameon Reilly)
Fourth-Down Conversion	By Dolphins vs. Buffalo, 10/25/87 (17-yard pass from Dan Marino to Mark Duper)
Tackle	Mike Lambrecht (Dolphins) vs. Kansas City, 10/11/87 (of Robert Parker)
Tackle, Opponent	Chris Lindstrom of Kansas City, 10/11/87 (of John Tagliaferri)
QB Sack	Ike Readon (Dolphins) vs. Kansas City, 10/11/87 (of Matt Stevens)
QB Sack, Opponent	Bruce Smith of Buffalo, 10/25/87 (of Dan Marino)
Rushing Attempt	Robert Parker of Kansas City, 10/11/87 (2 yards)
Dolphins Rushing Attempt	John Tagliaferri vs. Kansas City, 10/11/87 (2 yards)
Passing Attempt	Matt Stevens of Kansas City, 10/11/87 (incomplete, intended for David Montagne)
Dolphins Passing Attempt	Kyle Mackey vs. Kansas City, 10/11/87 (incomplete, intended for Eddie Chavis)
Pass Completion	Matt Stevens to John Trahan (Kansas City), 10/11/87 (5 yards)
Dolphins Pass Completion	Kyle Mackey to Mark Konecny vs. Kansas City, 10/11/87 (10 yards)
Timeout	By Dolphins vs. Kansas City, 10/11/87 (2:23 of 2nd quarter)

BASEBALL (OVERALL)

Exhibition Game	3/11/88 – Los Angeles Dodgers 10, Baltimore Orioles 8
Regular Season Game	4/5/93 – Florida Marlins 6, Los Angeles Dodgers 3
World Series Game	10/18/97 – Florida Marlins 7, Cleveland Indians 4

BASEBALL (REGULAR SEASON)

Ceremonial First Pitch	New York Yankee great Joe DiMaggio
Pitch	Charlie Hough (Marlins) a called strike to Jose Offerman (Dodgers), 4/5/93
Hit	Bret Barberie (Marlins) first inning single to left field off Orel Hershiser (Dodgers), 4/5/93
Double	Eric Davis (Dodgers) second inning, 4/5/93
Triple	Walt Weiss (Marlins), second inning, 4/5/93
Home Run	Tim Wallach (Dodgers), sixth inning solo home run over left field wall, 4/5/93
Run	Benito Santiago (Marlins), second inning, 4/5/93
RBI	Walt Weiss (Marlins), second inning, 4/5/93
Stolen Base	Jeff Conine (Marlins), eighth inning 4/5/93
Strikeout	Jose Offerman (Dodgers) goes down looking to Charlie Hough in first inning, 4/5/93
Walk	Eric Karros (Dodgers), second inning off Charlie Hough, 4/5/93
Error	Jody Reed (Dodgers), muffs first inning ground ball hit by Scott Pose, 4/5/93
Winning Pitcher	Charlie Hough (Marlins), 4/5/93
Losing Pitcher	Orel Hershiser (Dodgers), 4/5/93
Save	Bryan Harvey (Marlins), 4/5/93
No-Hitter	Al Leiter (Marlins), 5/11/96

SOCCER

Game	3/4/88 – U.S. National team 2, Millonarios (Colombia) 1
Goal	Jorge Raigoza (Millonarios) at 55:44, 3/4/88
Assist	Ruben Dario Hernandez (Millonarios), 3/4/88
Game-Winning Goal	Bruce Murray (U.S.), at 78:34, 3/4/88
Penalty Kick	Tab Ramos (U.S.), saved by Ruben Cousillas of Millonarios, 3/4/88

BOXING

Match	2/27/21 – Keyshawn Davis def. Lester Brown
Main Event	2/27/21 – Canelo Alvarez def. Avni Yildirim
TKO	Keyshawn Davis over Lester Brown (second round)

HARD ROCK STADIUM SEATING MAP



BAPTIST HEALTH TRAINING COMPLEX



On July 20, 2021, the Miami Dolphins officially cut the ribbon at their new facility at the Baptist Health Training Complex in Miami Gardens, Florida. Located across the street from Hard Rock Stadium, the \$135 million complex features a 125,000 square-foot training facility and 92,200 square-foot indoor field, totaling 227,200 square-feet of indoor space and two grass practice fields.



The Baptist Health Training Complex houses a state-of-the-art hydrotherapy area, fuel bar, dedicated recovery area including cryotherapy and isolation tanks, an athletic training room with expansive rehabilitation space, meeting rooms with direct access to the fields, a two-story weight room with a cardio deck, locker rooms, equipment space, dining hall, auditorium, an outdoor practice area with two full natural grass fields, full indoor practice facility, a lobby with a grand staircase, office area, press area, fan amenities and a broadcast area.

The Baptist Health Training Complex not only houses the Dolphins' football operation personnel, but it also serves as the site of the club's preseason training camp and all offseason conditioning programs.

Baptist Health is the official partner of the training complex. The partnership is an extension of a decades-long relationship with the Miami Dolphins, with the entity serving as the Official Sports Medicine Provider as well as the Official Wellness Provider of the Miami Dolphins. Baptist Health also is a proud partner of the Miami Dolphins Foundation working together on a series of initiatives around the health and safety of South Florida students, coaches and parents to grow youth football participation in South Florida.

Work began on the complex in August 2019 by Moss Construction with collaboration from architects ROSSETTI and Rockwell Group.

The complex brings the Dolphins back to Miami-Dade County after their training facility was located in Davie from 1993 until 2021. From 1970 until 1993, the Dolphins held a long-time base at St. Thomas University (formerly Biscayne College) in Miami Gardens.





Baptist Health

TRAINING COMPLEX



FACTS AND FIGURES

Site	20000 NW 27th Ave., Miami Gardens, FL 33056
Distance to Facility from Airport	17 miles – Fort Lauderdale/Hollywood International 17 miles – Miami International
Number of Stories of Facility	2
Square Feet of Training Facility	125,000 square feet + 92,200 square foot indoor practice facility and two outdoor grass fields
Contractor	Moss
Architects	ROSSETTI / Rockwell Group
Number of Seats for Fans	3,050 (2,400 bleachers; 650 berm seating)
Square Feet of Weight Room	13,379 feet
Square Feet of Locker Room	5,082 feet
Number of Lockers	115 players, 210 staff
Number of Offices for Coaches and Personnel	60
Number of Player Meeting Rooms	11
Number of Conference Rooms	9
Square Feet of Auditorium	3,357 feet
Number of Seats in Auditorium	179 seats
Number of Whirlpools	4 (1 rehab, 2 hot/cold, 1 HydroWorx)
Number of Practice Fields	3 (2 grass, 1 indoor turf)
Type of Grass for Practice Fields	Tifway 419 Bermuda
Type of Drainage System	SubAir

INDOOR FIELD FACTS AND FIGURES

Square Feet	92,200 square feet
Surface	Matrix Turf with Helix Technology & Organic Infill, manufactured by Hellas Construction

CHRONOLOGY OF DOLPHINS TRAINING SITES

DATES	RESULT
July 5, 1966 – July 15, 1966	St. Petersburg Beach (St. Petersburg, Fla.)
July 16, 1966 – August 6, 1966	Boca Ciega High School (St. Petersburg, Fla.)
August 7, 1966 – April 24, 1970	St. Andrew's School (Boca Raton, Fla.)
April 25, 1970 – July 11, 1970	Indoctrination Camp at University of Miami (Miami, Fla.)
July 12, 1970 – June 30, 1993	Biscayne College/St. Thomas University (Miami, Fla.)
July 1, 1993 – July 19, 2021	Baptist Health Training Facility at Nova Southeastern University (Davie, Fla.)
July 20, 2021 – Present	Baptist Health Training Complex (Miami Gardens, Fla.)

DOLPHINS ARE AMONG THE BEST

Since the 1970 merger of the National and American Football Leagues, the Miami Dolphins have the fourth-highest regular season winning percentage in the NFL with a record of 452-338-2 (.572) and the fifth-highest overall winning percentage with an overall mark of 472-359-2 (.568) over that time span.

TEAM	REGULAR SEASON				OVERALL			
	W	L	T	PCT.	W	L	T	PCT.
1 Pittsburgh	486	303	3	.616	522	328	3	.614
2 Dallas	459	333	0	.580	493	357	0	.580
New England	456	336	0	.576	492	356	0	.580
4 Denver	449	337	6	.571	472	356	6	.570
5 MIAMI	452	338	2	.572	472	359	2	.568
6 Baltimore	225	174	1	.564	241	185	1	.566
7 Minnesota	443	345	4	.562	462	373	4	.553
8 San Francisco	431	357	4	.547	463	377	4	.551
9 Green Bay	425	357	10	.543	449	378	10	.543
10 Las Vegas	404	382	6	.514	426	398	6	.517
Seattle	367	340	1	.519	384	358	1	.517
12 Philadelphia	406	377	9	.518	425	399	9	.516
Washington	406	383	3	.515	426	399	3	.516
14 Kansas City	408	377	7	.520	418	395	7	.514
15 Indianapolis	401	389	2	.508	420	411	2	.505
16 L.A. Rams	396	391	5	.503	415	412	5	.502
17 Chicago	390	401	1	.493	400	416	1	.490
18 N.Y. Giants	378	411	3	.479	398	423	3	.485
19 Carolina	200	215	1	.482	209	223	1	.484
20 Tennessee	381	409	2	.482	396	428	2	.481
21 New Orleans	375	413	4	.476	385	426	4	.475
22 L.A. Chargers	373	414	5	.474	384	428	5	.473
23 Buffalo	373	417	2	.472	387	433	2	.472
24 Atlanta	357	430	5	.454	367	444	5	.453
25 Cincinnati	356	432	4	.452	361	446	4	.448
26 Houston	135	169	0	.444	139	175	0	.443
27 N.Y. Jets	341	449	2	.432	351	461	2	.432
28 Jacksonville	177	239	0	.425	184	246	0	.428
29 Arizona	334	450	8	.427	340	458	8	.427
30 Cleveland	306	434	4	.414	311	446	4	.411
31 Detroit	325	462	5	.413	326	474	5	.408
32 Tampa Bay	278	429	1	.393	288	438	1	.397

Since 1970, the Miami Dolphins have the 10th-best regular-season winning percentage of any team in the four major professional sports. Miami's regular-season winning percentage of .572 (452-338-2) is behind only the Pittsburgh Steelers, San Antonio Spurs, Los Angeles Lakers, Boston Bruins, Montreal Canadiens, Philadelphia Flyers, Dallas Cowboys, Boston Celtics and New England Patriots among the combined teams from the National Football League, Major League Baseball, National Hockey League and National Basketball Association. Football and baseball records are through the end of the 2020 season. Basketball and hockey records are through the end of the 2020-21 season.

TEAM	SPORT	W	L	T	PCT.
1. Pittsburgh Steelers	Football	486	303	3	.615
2. San Antonio Spurs	Basketball	2227	1394	0	.615
3. Los Angeles Lakers	Basketball	2502	1611	0	.608
4. Boston Bruins	Hockey	2110	1287	549	.604
5. Montreal Canadiens	Hockey	2058	1330	559	.592
6. Philadelphia Flyers	Hockey	2011	1350	584	.584
7. Dallas Cowboys	Football	459	333	0	.580
8. Boston Celtics	Basketball	2382	1731	0	.579
9. New England Patriots	Football	456	336	0	.576
10. MIAMI DOLPHINS	FOOTBALL	452	338	2	.572
11. Denver Broncos	Football	449	337	6	.571
12. Baltimore Ravens	Football	225	174	1	.564
13. New York Yankees	Baseball	4516	3502	0	.563
14. Minnesota Vikings	Football	443	345	4	.562
15. Nashville Predators	Hockey	852	656	223	.557
16. Minnesota Wild	Hockey	759	599	209	.551
17. Oklahoma City Thunder	Basketball	2260	1854	0	.549
18. San Francisco 49ers	Football	431	357	4	.547
19. Utah Jazz	Basketball	2060	1726	0	.544
20. Green Bay Packers	Football	425	357	10	.543

* Minimum 15 seasons played

** For the purposes of this chart, NHL tie totals include games that were lost in overtime and winning percentage is based on percentage of total possible points.

DOLPHINS = WINNERS

HIGHEST WINNING PERCENTAGE IN NFL HISTORY

(regular season, minimum 50 seasons)

TEAM	W	L	T	PCT.
1. Green Bay	769	577	38	.589
Dallas	526	398	6	.589
3. Chicago	777	599	42	.563
4. New England	519	404	9	.562
5. MIAMI	467	377	4	.553

HIGHEST WINNING PERCENTAGE SINCE NFL-AFL MERGER

(regular season, 1970-2020)

TEAM	W	L	T	PCT.
1. Pittsburgh	486	303	3	.616
2. Dallas	459	333	0	.580
3. New England	456	336	0	.578
4. MIAMI	449	337	6	.571
5. Denver	452	338	2	.572

BEST RECORD IN THE 1990s

(regular season, minimum six seasons)

TEAM	W	L	T	PCT.
1. San Francisco	113	47	0	.706
2. Buffalo	103	57	0	.644
3. Kansas City	102	58	0	.638
4. Dallas	101	59	0	.631
5. MIAMI	95	65	0	.594
Minnesota	95	65	0	.594

BEST RECORD IN THE 1980s

(regular season)

TEAM	W	L	T	PCT.
1. San Francisco	104	47	1	.688
2. Washington	97	55	0	.638
3. MIAMI	94	57	1	.622
4. Denver	93	58	1	.615
5. Chicago	92	60	0	.605

BEST RECORD IN THE 1970s

(regular season)

TEAM	W	L	T	PCT.
1. Dallas	105	39	0	.729
2. MIAMI	104	39	1	.726
3. Oakland	100	38	6	.715
4. St. Louis	98	42	4	.694
Minnesota	99	43	2	.694

HIGHEST AVERAGE POINTS SCORED PER GAME SINCE NFL-AFL MERGER

(1970-2020, among teams that have played every season)

1. New England	22.7
2. San Francisco	22.6
Dallas	22.6
4. Denver	22.3
5. Minnesota	22.2
6. Green Bay	22.1
7. Pittsburgh	22.0
8. L.A. Chargers	21.8
9. MIAMI	21.6

FEWEST AVERAGE POINTS ALLOWED PER GAME SINCE NFL-AFL MERGER

(1970-2020, among teams that have played every season)

1. Pittsburgh	18.1
2. MIAMI	19.7
Dallas	19.7
4. Chicago	19.8
5. New England	20.0

FEWEST PENALTIES SINCE NFL-AFL MERGER
(1970-2020, among teams that have played every season)

1.	MIAMI	4,392
2.	New England	4,420
3.	Indianapolis	4,519
4.	Green Bay	4,651
5.	N.Y. Giants	4,720

MOST SEASONS WITH 10 OR MORE WINS SINCE NFL-AFL MERGER
(1970-2020)

1.	Dallas	26
	New England	26
	Pittsburgh	26
4.	San Francisco	24
5.	MIAMI	23

MOST SEASONS WITH A WINNING RECORD SINCE NFL-AFL MERGER
(1970-2020)

1.	Pittsburgh	37
2.	New England	34
3.	Dallas	33
4.	MIAMI	31
5.	Minnesota	31

MOST DIVISION CHAMPIONSHIPS SINCE NFL-AFL MERGER
(1970-2020)

1.	Pittsburgh	24
2.	New England	21
3.	Dallas	20
	San Francisco	20
5.	Minnesota	18
6.	Denver	15
	Indianapolis	15
	Green Bay	15
9.	MIAMI	13

MOST PLAYOFF APPEARANCES SINCE NFL-AFL MERGER
(1970-2020)

1.	Pittsburgh	31
2.	Dallas	29
3.	Minnesota	28
4.	New England	26
5.	San Francisco	25
6.	Indianapolis	24
7.	MIAMI	23
	Green Bay	23

BEST HOME RECORD SINCE NFL-AFL MERGER
(regular season, 1970-2020)

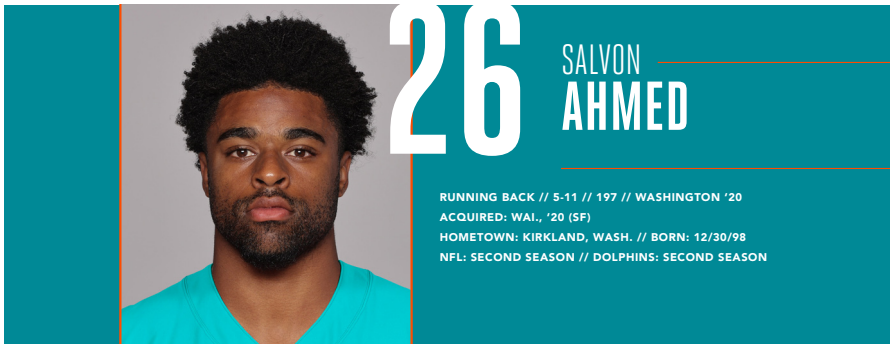
TEAM	W	L	T	PCT.
1. Pittsburgh	285	110	1	.721
2. Denver	268	125	4	.680
3. Minnesota	264	132	1	.666
4. New England	260	136	0	.657
5. MIAMI	258	136	1	.654

BEST ROAD RECORD SINCE NFL-AFL MERGER
(regular season, 1970-2020)

TEAM	W	L	T	PCT.	
1. Dallas	202	194	0	.510	
	Pittsburgh	201	193	2	.510
3. San Francisco	196	199	1	.496	
4. New England	196	200	0	.495	
5. MIAMI	194	202	1	.490	

BEST INTERCONFERENCE RECORD SINCE NFL-AFL MERGER
(regular season, 1970-2020)

TEAM	W	L	T	PCT.	
1. Pittsburgh	116	71	1	.620	
2. MIAMI	114	75	0	.603	
3. New England	104	82	0	.559	
4. Denver	107	85	2	.557	
5. Philadelphia	103	83	1	.553	
	Dallas	104	84	0	.553



RUNNING BACK // 5-11 // 197 // WASHINGTON '20
ACQUIRED: WAL., '20 (SF)
HOMETOWN: KIRKLAND, WASH. // BORN: 12/30/98
NFL: SECOND SEASON // DOLPHINS: SECOND SEASON

NFL CAREER

TRANSACTIONS:

- Promoted from Miami's practice squad on Oct. 9, 2020.
- Signed to Miami's practice squad on Sept. 6, 2020.
- Waived by Miami on Sept. 5, 2020.
- Awarded off waivers to Miami on Aug. 26, 2020.
- Waived by San Francisco on Aug. 25, 2020.
- Signed by San Francisco as an undrafted college free agent on May 1, 2020.

CAREER HIGHLIGHTS:

- Played in 6 career games with 4 starts.
- 75 carries for 319 yards (4.3 avg.) and 3 TDs.
- 11 receptions for 61 yards (5.5 avg.).

2020 (SAN FRANCISCO/MIAMI):

- Played in 6 games with 4 starts with Miami.
- Inactive for 6 games with Miami.
- Promoted to active roster on Oct. 9.
- Spent 4 games on the practice squad with Miami.
- Awarded off waivers to Miami on Aug. 26.
- 75 carries for 319 yards (4.3 avg.) and 3 TDs with Miami.
- 11 receptions for 61 yards (5.5 avg.) with Miami.

AT ARIZONA (11/8): 7 carries for 38 yards (5.4 avg.).
 • Made his NFL debut.

VS. L.A. CHARGERS (11/15): 21 carries for 85 yards (4.1 avg.) and 1 TD; 1 reception for 5 yards.
 • Scored on a 1-yard TD run in the 1st quarter to give Miami a 7-0 lead.

VS. NEW ENGLAND (12/20): 23 carries for 122 yards (5.3 avg.) and 1 TD; 1 reception for 5 yards.
 • Scored on a 1-yard TD run in the 3rd quarter to give Miami a 7-6 lead.
 • His 122 rushing yards were a franchise record for undrafted rookies.

BEFORE THE NFL

COLLEGE (WASHINGTON):

- 3-year letterman (2017-19) and 1-year starter.
- CAREER:** Played in 39 games with 16 starts; 353 carries for 2,016 yards (5.7 avg.) and 21 TDs; 50 receptions for 331 yards (6.6 avg.); 20 kickoff returns for 500 yards (25.0 avg.).
- JUNIOR (2019):** Started 12 games; 188 carries for 1,020 yards (5.4 avg.) and 11 TDs; 16 receptions for 84 yards (5.3 avg.); 5 kickoff returns for 116 yards (23.2 avg.).
- 3rd-team All-Pac 12.

SOPHOMORE (2018): Played in all 14 games with 3 starts; 104 carries for 608 yards (5.9 avg.) and 7 TDs; 21 receptions for 170 yards (8.1 avg.); 1 kickoff return for 31 yards.

TRUE FRESHMAN (2017): Played in all 13 games with 1 start; 61 carries for 388 yards (6.4 avg.) and 3 TDs; 13 receptions for 77 yards (5.9 avg.); 14 kickoff returns for 353 yards (25.2 avg.).

- Honorable mention All-Pac 12.

HIGH SCHOOL (JUANITA HS – KIRKLAND, WASH.)

- Played running back and cornerback.
- SENIOR (2016):** 1,300 rushing yards and 13 TDs.
- KingCo 3A Offensive MVP.
 - All-state selection at defensive back.
 - All-area.
- JUNIOR (2015):** 1,800 rushing yards and 29 TDs.
- KingCo 3A/2A Offensive Player of the Year.
 - All-state selection at defensive back.
 - All-area.

OFF THE FIELD

PERSONAL:

- **PRONUNCIATION:** Name is pronounced suh-VON OCK-med
- **MAJOR:** Education.

SALVON AHMED'S NFL REGULAR SEASON STATS

YEAR	TEAM	GP	GS	RUSHING					RECEIVING				
				ATT	YDS	AVG	LG	TD	REC	YDS	AVG	LG	TD
2020	MIAMI	6	4	75	319	4.3	31	3	11	61	5.5	13	0
NFL TOTALS		6	4	75	319	4.3	31	3	11	61	5.5	13	0



55

JEROME BAKER

LINEBACKER // 6-2 // 225 // OHIO STATE '18
ACQUIRED: D3, '18
HOMETOWN: CLEVELAND, OHIO // BORN: 12/25/96
NFL: FOURTH SEASON // DOLPHINS: FOURTH SEASON

NFL CAREER

TRANSACTIONS:

- 3rd-round pick (73rd overall) by Miami in the 2018 NFL Draft.

CAREER HIGHLIGHTS:

- Played in 48 career games with 37 starts.
- 311 tackles (199 solo), 11.5 sacks, 2 interceptions, 10 passes defended and 4 forced fumbles; 1 interception return for a TD.
- 1 punt return for 0 yards (0.0 avg.).
- 5 special teams tackles (3 solo).
- His 311 career tackles are 6th among his draft class – all 5 players ahead of him were drafted in front of him.

MOST CAREER TACKLES (2018 DRAFT CLASS)

PLAYER	TM	TOT	SOLO	ASST
1. Darius Leonard	Ind.	416	268	148
2. Fred Warner	SF	366	252	114
3. Roquan Smith	Chi.	360	252	108
4. Tremaine Edmunds	Buf.	355	223	132
5. Jessie Bates	Cin.	318	220	98
6. JEROME BAKER	MIA.	311	199	112
7. Leighton Vander Esch	Dal.	270	177	93
8. Foyesade Oluokun	Atl.	262	165	97
9. Rashaan Evans	Ten.	260	162	98
10. Terrell Edmunds	Pit.	246	169	77

- His 124 tackles in 2019 were 14th in the NFL.
- His 76 tackles in 2018 were 7th among rookie linebackers.

2020 (MIAMI):

- Played in all 16 games with 11 starts.
- 111 tackles (69 solo), 7 sacks, 3 passes defended and 2 forced fumbles.
- 1 solo special teams tackle.

AT NEW ENGLAND (9/13): 16 tackles (12 solo), 1 sack and 1 forced fumble.

- Sacked QB Cam Newton for a loss of 9 yards in the 1st quarter.
- His 16 tackles were the most by a Dolphins player since 2014.

AT SAN FRANCISCO (10/11): 7 tackles (6 solo) and 1 sack; 1 solo special teams tackle.

- Sacked QB C.J. Beathard for a loss of 9 yards in the 3rd quarter.

VS. KANSAS CITY (12/13): 9 tackles (5 solo) and 2.5 sacks.

- Sacked QB Patrick Mahomes for a loss of 30 yards on 3rd-and-12 in the 1st quarter.
- Sacked QB Patrick Mahomes again in the 2nd quarter for a loss of 5 yards.
- Split a sack with DT Christian Wilkins of QB Patrick Mahomes on 3rd-and-6 in the 4th quarter.
- His 30-yard sack is the longest in Dolphins history and longest in the NFL since 2015.
- Became 1st NFL player to record at least 2.5 sacks in one game against QB Patrick Mahomes.

2019 (MIAMI):

- Played in 16 games with 15 starts.
- 124 tackles (74 solo), 1.5 sacks, 1 interception, 4 passes defended and 2 forced fumbles.
- 1 solo special teams tackle.
- His 124 tackles (74 solo) were 14th in the NFL and 1st among all players in the 2018 draft class.
- Served as a season-long team captain.

AT INDIANAPOLIS (11/10): 8 tackles (7 solo), 1 sack and 1 forced fumble.

- Strip-sacked QB Brian Hoyer on 2nd-and-13 in the 2nd quarter, moving the Colts out of field goal range.

AT N.Y. GIANTS (12/15): 12 tackles (6 solo), 1 interception and 1 pass defended.

- Intercepted QB Eli Manning in the 3rd quarter.

VS. CINCINNATI (12/22): 12 tackles (7 solo), 0.5 sacks and 1 pass defended.

- Sacked QB Andy Dalton on a 3rd-and-10 in the 1st quarter.

2018 (MIAMI):

- Played in all 16 games with 11 starts.
- 76 tackles (56 solo), 3 sacks, 1 interception and 3 passes defended; 1 interception return for a TD.
- 1 punt return for 0 yards (0.0 avg.).
- 3 special teams tackles (1 solo).
- His 76 tackles were 7th among rookie linebackers.

AT CINCINNATI (10/7): 6 solo tackles and 2 sacks; 1 assisted special teams tackle.

- Sacked QB Andy Dalton on third-and-10 for a loss of 9 yards in the 3rd quarter, forcing Cincinnati to punt.

- Sacked QB Andy Dalton again on third-and-1

for a loss of 10 yards in the 3rd quarter, holding Cincinnati to a field goal.

- The last Dolphins rookie to have two sacks in a game was DE Olivier Vernon on 10/14/12 vs. St. Louis, while the last rookie linebacker to do so for Miami was Derrick Rodgers on 10/12/97 at N.Y. Jets.

VS. N.Y. JETS (11/4): 5 tackles (4 solo), 1 interception and 1 pass defended.

- Intercepted QB Sam Darnold on 2nd-and-9 with 10:56 remaining in the 4th quarter and returned it 25 yards for a TD, extending Miami's lead to 13-3.

AT BUFFALO (12/30): 6 solo tackles and 1 sack.

- Sacked QB Josh Allen on 1st-and-10 for a loss of 9 yards in the 1st quarter.

BEFORE THE NFL

COLLEGE (OHIO STATE):

- 3-year letterman (2015-17) and 2-year starter.

CAREER: Played in 33 games with 25 starts; 158 tackles (90 solo), 7 sacks, 2 interceptions, 5 passes defended, 1 forced fumble and 3 fumble recoveries.

JUNIOR (2017): Started 13 games; 72 tackles (42 solo), 3.5 sacks, 3 passes defended, 1 forced fumble and 2 fumble recoveries.

- Honorable mention All-Big Ten.

SOPHOMORE (2016): Played in all 13 games with 12 starts; 83 tackles (45 solo), 3.5 sacks, 2

interceptions, 2 passes defended and 1 fumble recovery.

- Honorable mention All-Big Ten.
- His 83 tackles were second on the team.

TRUE FRESHMAN (2015): Played in 7 games; 3 solo tackles.

HIGH SCHOOL (BENEDICTINE HS – CLEVELAND, OHIO)

SENIOR (2014):

- Helped his school win the state championship.
- 1st-team all-state.
- Co-defensive player of the year in Ohio.

OFF THE FIELD

COMMUNITY:

- In 2019, served as the player ambassador for Florida Fuel Up to Play 60 initiative encouraging access and consumption of proper nutrition and physical activity for local youth.
- In 2018, participated in a police ride along through Football Unites.
- Joined the Microsoft Digital Skills All-Star program in 2018.
- Started the "Expand the Land" foundation in 2018.

PERSONAL:

- **MAJOR:** Criminology.

JEROME BAKER'S NFL REGULAR SEASON STATS

YEAR	TEAM	GP	GS	TACKLES				INTERCEPTIONS					FUMBLES		
				TOT	SOLO	ASST	SK	YDS	INT	YDS	LG	TD	PD	FF	FR
2018	MIAMI	16	11	76	56	20	3.0	28.0	1	25	25	1	3	0	0
2019	MIAMI	16	15	124	74	50	1.5	13.0	1	34	34	0	4	2	0
2020	MIAMI	16	11	111	69	42	7.0	69.5	0	0	0	0	3	2	0
NFL TOTALS		48	37	311	199	112	11.5	110.5	2	59	34	1	10	4	0

ADDITIONAL STATS

Defensive Touchdowns: 25-yard interception return vs. N.Y. Jets (11/4/18).

Special Teams Tackles: 3 in 2018, 1 in 2019, 1 in 2020 for total of 5.

SINGLE-GAME CAREER HIGHS

Tackles:	16	at New England, 9/13/20
Sacks:	2.5	vs. Kansas City, 12/13/20
Interceptions:	1	Twice, last: at N.Y. Giants, 12/15/19
Passed Defended:	2	vs. L.A. Rams, 11/1/20
Forced Fumbles:	1	3 times, last: at New England, 9/13/20

DOLPHINS PRO BOWL TOUCHDOWNS

In the 2016 Pro Bowl, Dolphins wide receiver Jarvis Landry scored the final touchdown of the game, a 31-yard reception to give his team a 49-27 lead and victory. Landry became the seventh Dolphins player to score in a Pro Bowl. In the 2012 Pro Bowl, Dolphins wide receiver Brandon Marshall caught a Pro Bowl-record four touchdown receptions and was named as the game's MVP. Prior to that, the most recent Dolphins player to have accounted for a touchdown in the Pro Bowl was wide receiver Chris Chambers, who scored on a 16-yard reception from Peyton Manning in the first quarter to open the 2006 game's scoring. Other Dolphins scoring Pro Bowl touchdowns include running back Ricky Williams, who scored on a pair of 1-yard runs as he was named the MVP in the AFC's 45-20 route of the NFC in the 2003 game, wide receiver Mark Clayton, who caught a 9-yard touchdown pass from Buffalo's Jim Kelly in the 1991 game, tight end Ferrell Edmunds, who had a 5-yard scoring reception from Seattle's Dave Krieg in the 1989 game, and Hall of Fame wide receiver Paul Warfield, who caught a 32-yard TD pass from Dolphins teammate Bob Griese in the '74 contest.



47

VINCE BIEGEL

LINEBACKER // 6-3 // 246 // WISCONSIN '17

ACQUIRED: T, '17 (N.O.)

HOMETOWN: WISCONSIN RAPIDS, WIS. // BORN: 7/2/93

NFL: FIFTH SEASON // DOLPHINS: THIRD SEASON

NFL CAREER

TRANSACTIONS:

- Traded from New Orleans to Miami on Sept. 1, 2019.
- Promoted from New Orleans' practice squad on Sept. 21, 2018.
- Signed to New Orleans' practice squad on Sept. 3, 2018.
- Waived by Green Bay on Sept. 1, 2018.
- 4th-round pick (108th overall) by Green Bay in the 2017 NFL Draft.

CAREER HIGHLIGHTS:

- Played in 38 career games with 10 starts.
- 67 tackles (33 solo), 2 sacks, 1 interception and 1 pass defended.
- 12 special teams tackles (8 solo).

2020 (MIAMI):

- Missed the entire season after being placed on injured reserve on Aug. 19, 2020.

2019 (NEW ORLEANS/MIAMI):

- Played in 15 games with 10 starts with Miami.
- Inactive for 1 game with Miami.
- 57 tackles (26 solo), 2 sacks, 1 interception and 1 pass defended with Miami.
- 2 special teams tackles (1 solo).
- Spent the offseason and training camp with New Orleans before being traded to Miami on Sept. 1.

VS. NEW ENGLAND (9/15): 1 solo tackle and 1 sack.

- Sacked QB Tom Brady on a 2nd-down play in the 3rd quarter.
- It was his 1st career sack.

AT BUFFALO (10/20): 5 tackles (3 solo) and 1 sack.

- Sacked QB Josh Allen for a loss of 10 yards on a 3rd-down play in the 2nd quarter.

AT N.Y. GIANTS (12/15): 5 tackles (2 solo), 1 interception and 1 pass defended.

- Intercepted QB Eli Manning in the 2nd quarter. It was his 1st career interception.

2018 (NEW ORLEANS):

- Played in 14 games.
- Also spent time on the practice squad.
- 4 special teams tackles (3 solo).

POSTSEASON:

NFC DIVISIONAL VS. PHILADELPHIA (1/13):

Played but did not record any stats.

NFC CHAMPIONSHIP VS. L.A. RAMS (1/20):

Played but did not record any stats.

2017 (GREEN BAY):

- Played in 9 games.
- Spent the first 7 games on PUP.
- 10 tackles (7 solo).
- 6 special teams tackles (4 solo).

VS. DETROIT (11/6): 2 tackles (1 solo).

- Made NFL debut.

VS. BALTIMORE (11/19): 2 solo tackles.

BEFORE THE NFL

COLLEGE (WISCONSIN):

- 5-year letterman (2012-16) and 3-year starter.

CAREER: Played in 54 games with 40 starts; 191 tackles (117 solo), 21.5 sacks, 5 passes defended and 3 forced fumbles.

- His 54 games played tied a school record.

- His 21.5 sacks were 7th in school history.

- Was part of the winningest senior class in history, going 41-13 (.759).

SENIOR (2016): Started 12 games; 44 tackles (29 solo), 4 sacks, 1 pass defended and 1 forced fumble.

- 2nd-team All-Big Ten.

JUNIOR (2015): Started all 13 games; 66 tackles (31 solo) and 8 sacks.

- 3rd-team All-Big Ten.

SOPHOMORE (2014): Played in all 14 games with 13 starts; 56 tackles (38 solo), 7.5 sacks, 2 passes defended and 2 forced fumbles.

- 2nd-team All-Big Ten.

REDSHIRT FRESHMAN (2013): Played in all 13 games with 2 starts; 25 tackles (19 solo), 2 sacks and 2 passes defended.

TRUE FRESHMAN (2012): Played in 2 games.

- Granted medical redshirt.

HIGH SCHOOL (LINCOLN HS - WISCONSIN RAPIDS, WIS.)

- 425 career tackles, 27 sacks, 10 interceptions, 10 forced fumbles and 5 fumble recoveries; 4 defensive TDs.
- Also lettered in track and field and hockey.

SENIOR (2011): 172 tackles, 21 sacks, 3

interceptions, 5 forced fumbles and 3 fumble recoveries; 2 defensive TDs.

- Wisconsin Gatorade Player of the Year
- 1st-team All-American.
- 1st-team all-state.
- 1st-team all-region.
- 1st-team all-conference.

JUNIOR (2010): 171 tackles, 6 sacks, 4 interceptions, 5 forced fumbles and 2 fumble recoveries; 2 defensive TDs.

- 1st-team all-state.
- 1st-team all-region.
- 1st-team all-conference.

SOPHOMORE (2009): 82 tackles and 3 interceptions.

- 1st-team all-conference safety.

OFF THE FIELD

COMMUNITY:

- In 2020, participated in the DCC X 5K along with his wife, Sarah, daughter, Willow, and dog Lambeau.
- In 2019, visited the Joe DiMaggio Children's Hospital and Bennett Elementary School to surprise children with holiday gifts.

PERSONAL:

- **PRONUNCIATION:** Last name is pronounced BEE-gull.
- **MAJOR:** Life sciences communication.

VINCE BIEGEL'S NFL REGULAR SEASON STATS

YEAR	TEAM	GP	GS	TACKLES					INTERCEPTIONS					FUMBLES		
				TOT	SOLO	ASST	SK	YDS	INT	YDS	LG	TD	PD	FF	FR	
2017	GREEN BAY	9	0	10	7	3	0.0	0.0	0	0	0	0	0	0	0	0
2018	NEW ORLEANS	14	0	0	0	0	0.0	0.0	0	0	0	0	0	0	0	0
2019	MIAMI	15	10	57	26	31	2.5	18.0	1	7	7	0	1	0	0	0
2020	MIAMI			INJURED RESERVE												
NFL TOTALS		38	10	67	33	34	2.5	18.0	1	7	7	0	1	0	0	0

VINCE BIEGEL'S NFL PLAYOFF STATS


YEAR	TEAM	GP	GS	TACKLES					INTERCEPTIONS					FUMBLES		
				TOT	SOLO	ASST	SK	YDS	INT	YDS	LG	TD	PD	FF	FR	
2018	NEW ORLEANS	2	0	0	0	0	0.0	0.0	0	0	0	0	0	0	0	0
PLAYOFF TOTALS		2	0	0	0	0	0.0	0.0	0	0	0	0	0	0	0	0

ADDITIONAL STATS

Special Teams Tackles: (Green Bay) 6 in 2017, (New Orleans) 4 in 2018, (Miami) 2 in 2019 for total of 12.

SINGLE-GAME CAREER HIGHS

- Tackles:** 9 at Pittsburgh, 10/28/19
- Sacks:** 1 Twice, last: at Buffalo, 10/20/19
- Passes Defended:** 1 at N.Y. Giants, 12/15/19
- Interceptions:** 1 at N.Y. Giants, 12/15/19



35

TERRELL BONDS

CORNERBACK // 5-8 // 182 // TENNESSEE STATE '18
ACQUIRED: FA, '21
HOMETOWN: MIAMI, FLA. // BORN: 7/22/96
NFL: SECOND SEASON // DOLPHINS: FIRST SEASON

NFL CAREER

TRANSACTIONS:

- Signed by Miami on Jan. 26, 2021.
- Signed to Baltimore's practice squad on Jan. 4, 2021.
- Waived by Baltimore on Jan. 1, 2021.
- Promoted from Baltimore's practice squad on Nov. 7, 2020.
- Signed to Baltimore's practice squad on Sept. 10, 2019.
- Waived by Baltimore on Aug. 31, 2019.

- Signed by Baltimore as an undrafted college free agent on May 6, 2019.

CAREER HIGHLIGHTS:

- Played in 4 career games with 1 start.
- 5 solo tackles.
- 1 solo special teams tackle.

2020 (BALTIMORE):

- Played in 4 games with 1 start.
- Spent 5 games on the practice squad.

- Signed to the practice squad on Jan. 4.
- Waived on Jan. 1.
- Spent 3 games on the Reserve/COVID-19 list.
- Placed on the Reserve/COVID-19 list on Nov. 30.
- Spent 3 games on injured reserve.
- Placed on injured reserve on Nov. 17.
- Promoted to the active roster on Nov. 7.
- Elevated to the active roster on Oct. 31.
- Elevated to the active roster on Sept. 28.
- 5 solo tackles.
- 1 solo special teams tackle.

VS. KANSAS CITY (9/28): Played but did not record any stats.

- Made his NFL debut.

VS. PITTSBURGH (11/1): 2 solo tackles; 1 solo special teams tackle.

AT INDIANAPOLIS (11/8): 3 solo tackles.

2019 (BALTIMORE/MEMPHIS EXPRESS-AAF):

- Spent the season on Baltimore's practice squad.
- Played in 8 games with the Memphis Express of the Alliance of American Football.
- 17 total tackles (16 solo) and 5 passes defended with the Memphis Express.

BEFORE THE NFL

COLLEGE (TENNESSEE STATE):

- 4-year letterman (2014-17) and 3-year starter.

CAREER: Played in 41 games with 29 starts; 95 tackles (72 solo), 10 interceptions, 30 passes defended and 3 forced fumbles; 2 interception returns for TDs; 1 punt return for -2 yards.

SENIOR (2017): Played in 9 games with 8 starts; 19 tackles (15 solo), 4 interceptions and 7 passes defended; 1 interception return for a TD.

JUNIOR (2016): Started all 11 games; 30 tackles (22 solo), 3 interceptions, 12 passes defended and 1 forced fumble.

SOPHOMORE (2015): Started all 10 games; 28 tackles (23 solo), 1 interception, 8 passes defended and 1 forced fumble.

TRUE FRESHMAN (2014): Played in 11 games; 18 tackles (12 solo), 2 interceptions, 3 passes defended and 1 forced fumble; 1 interception return for a TD; 1 punt return for -2 yards.

HIGH SCHOOL (MIAMI CENTRAL SENIOR HS - MIAMI, FLA.)

SENIOR (2013):

- Helped his team win a state championship.

OFF THE FIELD

PERSONAL:

- **MAJOR:** Communications.

TERRELL BONDS' NFL REGULAR SEASON STATS

YEAR	TEAM	GP	GS	TACKLES					INTERCEPTIONS					FUMBLES		
				TOT	SOLO	ASST	SK	YDS	INT	YDS	LG	TD	PD	FF	FR	
2019	BALTIMORE															
2020	BALTIMORE	4	1	5	5	0	0.0	0.0	0	0	0	0	0	0	0	0
NFL TOTALS		4	1	5	5	0	0.0	0.0	0	0	0	0	0	0	0	0

ADDITIONAL STATS

Special Teams Tackles: 6 in 2015, 2 in 2016, 2 in 2017, 1 in 2018 for total of 11.

SINGLE-GAME CAREER HIGHS

Tackles: 3 at Indianapolis, 11/8/20



6

LYNN BOWDEN JR.

WIDE RECEIVER // 5-11 // 197 // KENTUCKY '20

ACQUIRED: T, '20 (LV)

HOMETOWN: YOUNGSTOWN, OHIO // BORN: 10/14/97

NFL: SECOND SEASON // DOLPHINS: SECOND SEASON

NFL CAREER

TRANSACTIONS:

- Traded from Las Vegas to Miami on Sept. 5, 2020.
- 3rd-round pick (80th overall) by Las Vegas in the 2020 NFL Draft.

CAREER HIGHLIGHTS:

- Played in 10 career games with 4 starts.
- 28 receptions for 211 yards (7.5 avg.).
- 9 carries for 32 yards (3.6 avg.).
- 1-for-2 passing (50.0 pct.) for 32 yards and a QB rating of 95.8.
- 2 miscellaneous tackles.

2020 (LAS VEGAS/MIAMI):

- Played in 10 games with 4 starts for Miami.
- Inactive for 5 games for Miami.
- Spent 1 game on the Reserve/COVID-19 list.
- 28 receptions for 211 yards (7.5 avg.) with Miami.
- 9 carries for 32 yards (3.6 avg.) with Miami.
- 1-for-2 (50.0 pct.) passing for 32 yards and a QB rating of 95.8.
- 2 miscellaneous tackles with Miami.
- Traded from Las Vegas to Miami on Sept. 5.

VS. BUFFALO (9/20): 1 reception for -1 yard.

- Made his NFL debut.

VS. KANSAS CITY (12/13): 7 receptions for 82 yards (11.7 avg.); 1 carry for 2 yards.

AT BUFFALO (1/3): 8 receptions for 44 yards (5.5 avg.); 1-for-1 passing for 32 yards; 1 carry for -7 yards.

BEFORE THE NFL

COLLEGE (KENTUCKY):

- 3-year letterman (2017-19) and 2-year starter.

CAREER: Played in all 39 games with 25 starts; 38-of-79 passing (48.1 pct.) for 495 yards (6.3 avg.) and 3 TDs; 206 carries for 1,530 yards (7.4 avg.) and 13 TDs; 114 receptions for 1,303 yards (11.4 avg.) and 6 TDs; 71 kickoff returns for 1,628 yards (22.9 avg.); 9 punt returns for 199 yards (22.1 avg.) and 2 TDs.

- His 114 career receptions ranked 13th in school history.
- His 1,303 career receiving yards ranked 18th in school history.
- His 4,660 career all-purpose yards ranked 5th in school history.
- Became the 10th player in school history to reach 4,000 all-purpose yards.
- Became the 38th player in school history to reach 1,000 career rushing yards.

JUNIOR (2019): Started all 13 games; 35-of-74 passing (47.3 avg.) and 3 TDs; 185 carries for 1,468 yards (7.9 avg.) and 13 TDs; 30 receptions for 348 yards (11.6 avg.) and 1 TD; 9 kickoff returns for 220 yards (24.4 avg.); 4 punt returns for 53 yards (13.3 avg.).

- His 1,369 rushing yards in his 8 games at QB were a school record for rushing yards in a season by a QB.
- Became the only player in FBS to lead his team in both rushing and receiving yards.
- 1st-team All-American.
- 1st-team All-SEC.
- Paul Hornung Award for nation's most versatile player.
- Voted a team captain.

SOPHOMORE (2018): Played in all 13 games with 12 starts; 0-of-1 passing; 9 carries for 25 yards (2.8 avg.); 67 receptions for 745 yards (11.1 avg.) and 5 TDs; 25 kickoff returns for 539 yards (21.6 avg.); 5 punt returns for 146 yards (29.2 avg.) and 2 TDs.

- His 67 receptions, 745 receiving yards and 5 TD receptions led the team.
- His 67 receptions were a school record by a sophomore.
- 2nd-team All-SEC.
- All-Bowl Team.

TRUE FRESHMAN (2017): Played in all 13 games; 3-of-4 passing for 92 yards (75.0 avg.); 12 carries for 37 yards (3.1 avg.); 17 receptions for 210 yards (12.4 avg.); 37 kickoff returns for 869 yards (23.5 avg.).

- All-SEC Freshman Team.

HIGH SCHOOL (WARREN G. HARDING HS - WARREN, OHIO)

- Also lettered in basketball.
- Finished his career as the state's 6th all-time rusher with 7,387 yards.

SENIOR (2016): 1,366 passing yards, 2,277 rushing yards and 57 TDs.

- Division II Offensive Player of the Year.
- County Player of the Year.
- Mr. Football runner-up.

OFF THE FIELD

PERSONAL:

- Last name is pronounced BO-den.
- **MAJOR:** Community and leadership development.

LYNN BOWDEN JR.'S NFL REGULAR SEASON STATS

YEAR	TEAM	GP	GS	RECEIVING					RUSHING				
				REC	YDS	AVG	LG	TD	ATT	YDS	AVG	LG	TD
2020	MIAMI	10	4	28	211	7.5	22	0	9	32	3.6	11	0
NFL TOTALS		10	4	28	211	7.5	22	0	9	32	3.6	11	0

ADDITIONAL STATS

Miscellaneous Tackles: (Miami) 2 in 2020.

Passing: 1-for-2 for 32 yards in 2020.

SINGLE-GAME CAREER HIGHS

Receptions: 8 at Buffalo, 1/3/21
Receiving Yards: 82 vs. Kansas City, 12/13/20
Longest Reception: 22 vs. Kansas City, 12/13/20

2020 GAME-BY-GAME STATS (MIAMI)

DATE	OPPONENT	P/S	REC	YDS	AVG	LG	TD	
09/13	at New England						INACTIVE	
09/20	BUFFALO	1/0	1	-1	-1.0	-1	0	
09/24	at Jacksonville						INACTIVE	
10/04	SEATTLE	1/0	0	0	0.0	0	0	
10/11	at San Francisco	1/1	0	0	0.0	0	0	
10/18	N.Y. JETS	1/0	0	0	0.0	0	0	
11/01	L.A. RAMS						INACTIVE	
11/08	at Arizona						RESERVE/COVID-19	
11/15	L.A. CHARGERS						INACTIVE	
11/22	at Denver						INACTIVE	
11/29	at N.Y. Jets	1/0	0	0	0.0	0	0	
12/06	CINCINNATI	1/0	4	41	10.3	15	0	
12/13	KANSAS CITY	1/0	7	82	11.7	22	0	
12/20	NEW ENGLAND	1/1	6	37	6.2	14	0	
12/26	at Las Vegas	1/1	2	8	4.0	6	0	
01/03	at Buffalo	1/1	8	44	5.5	10	0	
2020 TOTALS			10/4	28	211	7.5	22	0



14

JACOBY BRISSETT

QUARTERBACK // 6-4 // 235 // NC STATE '16
ACQUIRED: UFA, '21 (IND.)
HOMETOWN: WEST PALM BEACH, FLA. // BORN: 12/11/92
NFL: SIXTH SEASON // DOLPHINS: FIRST SEASON

NFL CAREER

TRANSACTIONS:

- Signed by Miami as an unrestricted free agent from Indianapolis on March 18, 2021.
- Traded from New England to Indianapolis on Sept. 2, 2017.
- 3rd-round pick (91st overall) by New England in the 2016 NFL Draft.

CAREER HONORS:

- 2020 Walter Payton Man of the Year Nominee for Indianapolis.
- AFC Offensive Player of the Week (vs. Houston, 10/20/19).

CAREER HIGHLIGHTS:

- Played in 49 career games with 32 starts.
- Completed 586-of-983 passes (59.6 pct.) for 6,459 yards and 31 TDs for a QB rating of 84.1.
- 159 carries for 583 yards (3.7 avg.) and 12 TDs.
- 1 reception for 2 yards.
- 3 miscellaneous tackles.
- Appeared in 1 postseason game with Indianapolis.

2020 (INDIANAPOLIS):

- Played in 11 games.
- Completed 2-of-8 passes (25.0 pct.) for 17 yards and for a QB rating of 39.6.

- 17 carries for 19 yards (1.1 avg.) and 3 TDs.
- VS. N.Y. JETS (9/27):** Completed 2-of-4 passes (50.0 pct.) for 17 yards for a QB rating of 61.5.
- AT TENNESSEE (11/12):** 1 carry for 2 yards and 1 TD.
- Scored on a 2-yard TD run to extend Indianapolis' lead to 34-17.
- VS. TENNESSEE (11/29):** Completed 0-of-2 passes (0.0 pct.) for a QB rating of 39.6; 4 carries for 3 yards (0.8 avg.) and 2 TDs.
- Scored on a 1-yard TD run in the 2nd quarter to even the score at 14-14.
- Scored on a 1-yard TD in the 4th quarter.

POSTSEASON:

AFC WILD CARD AT BUFFALO (1/9): 1 carry for 0 yards.

HONORS:

- Walter Payton Man of the Year Nominee.

2019 (INDIANAPOLIS):

- Started 15 games.
- Inactive for 1 game.
- Completed 272-of-447 passes (60.9 pct.) for 2,942 yards and 18 TDs for a QB rating of 88.0.
- 56 carries for 228 yards (4.1 avg.) and 4 TDs.
- 1 reception for 2 yards.
- 3 miscellaneous tackles.
- AT TENNESSEE (9/15):** Completed 17-of-28 passes (60.7 pct.) for 146 yards and 3 TDs for a QB rating of 95.2; 7 carries for 25 yards (3.6 avg.).
- Completed a 3-yard TD pass to TE Eric Ebron in

the 1st quarter to give Indianapolis a 7-0 lead.

VS. OAKLAND (9/29): Completed 24-of-46 passes (52.2 pct.) for 265 yards and 3 TDs for a QB rating of 82.2; 5 carries for 19 yards (3.8 avg.).

- Completed a 5-yard TD pass to TE Jack Doyle in the 1st quarter.
- Completed a 4-yard TD pass to WR Chester Rogers in the 4th quarter.
- Completed a 48-yard TD pass to TE Eric Ebron in the 4th quarter.

VS. HOUSTON (10/20): Completed 26-of-39 passes (66.7 pct.) for 326 yards and 4 TDs for a QB rating of 126.7; 5 carries for 6 yards (1.2 avg.).

- Completed an 11-yard TD pass to WR Zach Pascal in the 1st quarter to give Indianapolis a 7-0 lead.
- Completed a 2-yard TD pass to WR T.Y. Hilton in the 2nd quarter to extend Indianapolis' lead to 14-6.
- Completed a 4-yard TD pass to TE Eric Ebron in the 3rd quarter to extend Indianapolis' lead to 21-9.
- Completed a 3-yard TD pass to WR Zach Pascal in the 3rd quarter to extend Indianapolis' lead to 28-16.

HONORS:

- AFC Offensive Player of the Week (vs. Houston, 10/20).

2018 (INDIANAPOLIS):

- Played in 4 games.
- Dressed but did not play in 12 games.
- Completed 2-of-4 passes (50.0 pct.) for 2 yards for a QB rating of 56.3.
- 7 carries for -7 yards (-1.0 avg.).

VS. MIAMI (11/25): Completed 1-of-1 passes (100.0 pct.) for 4 yards for a QB rating of 83.3.

POSTSEASON:

AFC WILD CARD AT HOUSTON (1/5): Dressed but did not play.

2017 (INDIANAPOLIS):

- Played in all 16 games with 15 starts.
- Completed 276-of-469 passes (58.8 pct.) for 3,098 yards and 13 TDs for a QB rating of 81.7.
- 63 carries for 260 yards (4.1 avg.) and 4 TDs.
- Traded from New England to Indianapolis on Sept. 2.

VS. CLEVELAND (9/24): Completed 17-of-24 passes (70.8 pct.) for 259 yards and 1 TD for a QB rating of 120.0; 5 carries for 14 yards (2.8 avg.) and 2 TDs.

- Scored on a 5-yard TD run in the 1st quarter to give Indianapolis a 7-0 lead.
- Scored on a 7-yard TD run in the 2nd quarter to give Indianapolis a 14-7 lead.
- Completed a 61-yard TD pass to WR T.Y. Hilton in the 2nd quarter to extend Indianapolis' lead to 21-7.

AT CINCINNATI (10/29): Completed 25-of-39 passes (64.1 pct.) for 233 yards and 2 TDs for a QB rating of 86.8; 1 carry for 6 yards.

- Completed a 13-yard TD pass to TE Jack Doyle in the 2nd quarter to give Indianapolis a 10-3 lead.
- Completed a 24-yard TD pass to RB Marlon Mack

in the 3rd quarter to give Indianapolis a 20-17 lead.

AT HOUSTON (11/5): Completed 20-of-30 passes (66.7 pct.) for 308 yards and 2 TDs for a QB rating of 122.6; 2 carries for 12 yards (6.0 avg.).

- Completed a 45-yard TD pass to WR T.Y. Hilton in the 1st quarter to give Indianapolis a 7-0 lead.
- Completed an 80-yard TD pass to WR T.Y. Hilton in the 3rd quarter to extend Indianapolis' lead to 17-7.

2016 (NEW ENGLAND):

- Played in 3 games with 2 starts.
- Spent 10 games on injured reserve.
- Inactive for 3 games.
- Completed 34-of-55 passes (61.8 pct.) for 400 yards for a QB rating of 83.9.
- 16 carries for 83 yards (5.2 avg.) and 1 TD.

VS. MIAMI (9/18): Completed 6-of-9 passes (66.7 pct.) for a QB rating of 100.2; 4 carries for 12 yards (3.0 avg.).

- Made his NFL debut.

VS. HOUSTON (9/22): Completed 11-of-19 passes (57.9 pct.) for 103 yards for a QB rating of 72.9; 8 carries for 48 yards (6.0 avg.) and 1 TD.

- Scored on a 27-yard TD run to extend New England's lead to 10-0.
- Made his 1st NFL start.

VS. BUFFALO (10/2): Completed 17-of-27 passes (63.0 pct.) for 205 yards for a QB rating of 86.2; 4 carries for 23 yards (5.8 avg.).

POSTSEASON:

AFC DIVISIONAL VS. HOUSTON (1/14): Inactive.
AFC CHAMPIONSHIP VS. PITTSBURGH (1/22): Inactive.

SUPER BOWL LI VS. ATLANTA (2/5): Inactive.

BEFORE THE NFL

COLLEGE (NORTH CAROLINA STATE):

- 2-year starter (2014-15).
- Transferred from Florida following his sophomore season in 2012.

CAREER (AT NC STATE): Started all 26 games; 458-of-765 passing (59.9 pct.) for 5,268 yards and 43 yards; 263 carries for 899 yards (3.4 avg.) and 9 TDs; 1 reception for 20 yards.

- Honorable mention All-ACC.
- His 43 career passing TDs ranked 5th in school history.
- His 458 career completions ranked 5th in school history.
- His 5,268 career passing yards ranked 7th in school history.

SENIOR (2015 AT NC STATE): Started all 13 games; 237-of-395 passing (60.0 pct.) for 2,662 yards and 20 TDs; 139 carries for 370 yards (2.7 avg.) and 6 TDs.

- His 23 TD passes in a season ranked 7th in school history.
- Team MVP.

REDSHIRT JUNIOR (2014 AT NC STATE): Started all 13 games; 221-of-370 passing (59.7 pct.) for 2,606 yards and 23 TDs; 124 carries for 529 yards (4.3 avg.) and 3 TDs; 1 reception for 20 yards.

- His 23 passing TDs ranked 3rd in the ACC.
- Team MVP.

JUNIOR (2013 AT NC STATE):

- Redshirted due to NCAA transfer rules.

SOPHOMORE (2012 AT FLORIDA): Played in 6 games with 2 starts; 23-of-35 passing (65.7 pct.) for 249 yards and 1 TD; 7 carries for -4 yards (-0.6 avg.) and 1 TD.

TRUE FRESHMAN (2011 AT FLORIDA): Played in 8 games with 1 start; 18-of-39 passing (46.2 pct.) for 206 yards and 2 TDs; 13 carries for 7 yards (0.6 avg.) and 2 TDs.

HIGH SCHOOL (DOWYER HS - PALM BEACH GARDENS, FLA.)

- Also lettered in basketball.

SENIOR (2010): 2,473 passing yards and 32 TDs; 63 carries for 368 yards (5.8 avg.) and 7 TDs.

- Palm Beach Post Offensive Player of the Year.
- County Player of the Year.

JUNIOR (2009):

- Led the team to its 1st state championship...

OFF THE FIELD

COMMUNITY:

- In 2020, hosted the first Start the Cycle bike ride in partnership with the T.E.A.M. Elam Foundation and his hometown Riviera Beach Police Department to promote unity and accountability.
- Served on the Indianapolis Colts players' social impact committee and helped register the team to vote.

PERSONAL:

- **MAJOR:** Communications.

JACOBY BRISSETT'S NFL REGULAR SEASON PASSING STATS

YEAR	TEAM	GP	GS	ATT	CMP	PCT	YDS	Y/A	TD	INT	LG	SK/YDS	RATE
2016	NEW ENGLAND	3	2	55	34	61.8	400	7.3	0	0	58	6/46	83.9
2017	INDIANAPOLIS	16	15	469	276	58.8	3,098	6.6	13	7	80t	52/305	81.7
2018	INDIANAPOLIS	4	0	4	2	50.0	2	0.5	0	0	4	0/0	56.3
2019	INDIANAPOLIS	15	15	447	272	60.9	2,942	6.6	18	6	50	27/159	88.0
2020	INDIANAPOLIS	11	0	8	2	25.0	17	2.1	0	0	13	2/15	39.6
NFL TOTALS		49	32	983	586	59.6	6,459	6.6	31	13	80t	87/525	84.1

JACOBY BRISSETT'S NFL PLAYOFF PASSING STATS

YEAR	TEAM	GP	GS	ATT	CMP	PCT	YDS	Y/A	TD	INT	LG	SK/YDS	RATE
2020	INDIANAPOLIS	1	0	0	0	-	0	-	0	0	0	0/0	-
NFL TOTALS		1	0	0	0	-	0	-	0	0	0	0/0	-

JACOBY BRISSETT'S NFL REGULAR SEASON RUSHING/RECEIVING STATS

YEAR	TEAM	GP	GS	RUSHING					RECEIVING				
				ATT	YDS	AVG	LG	TD	REC	YDS	AVG	LG	TD
2016	NEW ENGLAND	3	2	16	83	5.2	27t	1	0	0	-	-	0
2017	INDIANAPOLIS	16	15	63	260	4.1	25	4	0	0	-	-	0
2018	INDIANAPOLIS	4	0	7	-7	-1.0	-1	0	0	0	-	-	0
2019	INDIANAPOLIS	15	15	56	228	4.1	24	4	1	2	2.0	2	0
2020	INDIANAPOLIS	11	0	17	19	1.1	5	3	0	0	-	-	0
NFL TOTALS		49	32	159	583	3.7	27t	12	1	2	2.0	2	0

ADDITIONAL STATS

Career Regular Season Record As A Starter: (New England) 1-1 in 2016; (Indianapolis) 4-11 in 2017; 7-8 in 2019 for total of 12-20.

Miscellaneous Tackles: (Indianapolis) 3 in 2019.

BRISSETT'S 4TH QUARTER COMEBACK VICTORIES (2)

DATE	OPP	4Q DEFICIT	4Q/OT STATS	FINAL SCORE
1. 9/15/19	at Ten.	13-17	4-3-12-1-0	19-17
2. 10/27/19	vs. Den.	12-13	8-4-63-0-0	15-13

SINGLE-GAME CAREER HIGHS

- Pass Attempts:** 46 at Oakland, 9/29/19
- Completions:** 28 vs. Atlanta, 9/22/19
- Passing Yards:** 326 vs. Houston, 10/20/19
- TD Passes:** 4 vs. Houston, 10/20/19
- Longest Pass:** 80t at Houston, 11/5/17
- Completion Pct.:** 77.8 at L.A. Chargers, 9/8/19
- Passer Rating:** 126.7 vs. Houston, 10/20/19
- Rush Attempts:** 8 Twice, last: vs. San Francisco, 10/8/17
- Rushing Yards:** 48 vs. Houston, 9/22/16
- Longest Run:** 27t vs. Houston, 9/22/16
- Rushing TDs:** 2 Twice, last: vs. Tennessee, 11/29/20

BRISSETT'S GAME-WINNING DRIVES (3)

DATE	OPP	GW SCORE	TIME LEFT	FINAL SCORE
1. 10/8/17	vs. SF	Vinatieri 51-yd FG	1:43*	26-23
2. 9/15/19	at Ten.	4-yd pass to Hilton	4:42	19-17
3. 10/27/19	vs. Den.	Vinatieri 51-yd FG	0:26	15-13

* denotes GWD was in overtime

300-YARD PASSING GAMES (5)

DATE	OPP	ATT	CMP	PCT	YDS	TD	INT	LG	RATE
10/8/17	vs. SF	34	22	64.7	314	0	1	63	82.2
11/5/17	at Hou.	30	20	66.7	308	2	0	80t	122.6
9/22/19	vs. Atl.	37	28	75.7	310	2	0	35	118.1
10/20/19	vs. Hou.	39	26	66.7	326	4	0	34	126.7
12/11/19	vs. Ten.	40	25	62.5	319	1	2	26	74.9

2016 GAME-BY-GAME STATS (NEW ENGLAND)

DATE	OPPONENT	P/S	ATT	CMP	PCT	YDS	TD	INT	LG	SK/YDS
09/11	at Arizona					INACTIVE				
09/18	MIAMI	1/0	9	6	66.7	92	0	0	37	2/22
09/22	HOUSTON	1/1	19	11	57.9	103	0	0	27	1/6
10/02	BUFFALO	1/1	27	17	63.0	205	0	0	58	3/18
10/09	at Cleveland					INJURED RESERVE				
10/16	CINCINNATI					INJURED RESERVE				
10/23	at Pittsburgh					INJURED RESERVE				
10/30	at Buffalo					INJURED RESERVE				
11/13	SEATTLE					INJURED RESERVE				
11/20	at San Francisco					INJURED RESERVE				
11/27	at N.Y. Jets					INJURED RESERVE				
12/04	L.A. RAMS					INJURED RESERVE				
12/12	BALTIMORE					INJURED RESERVE				
12/18	at Denver					INJURED RESERVE				
12/24	N.Y. JETS					INACTIVE				
01/01	at Miami					INACTIVE				
2016 TOTALS		3/2	55	34	61.8	400	0	0	58	6/46
DATE	OPPONENT	P/S	ATT	CMP	PCT	YDS	TD	INT	LG	SK/YDS
01/14	HOUSTON*					INACTIVE				
01/22	PITTSBURGH**					INACTIVE				
02//05	vs. Atlanta***					INACTIVE				
PLAYOFF TOTALS		0/0	0	0	-	0	0	0	-	0/0

* AFC Divisional game

** AFC Championship game

*** Super Bowl

2017 GAME-BY-GAME STATS (INDIANAPOLIS)

DATE	OPPONENT	P/S	ATT	CMP	PCT	YDS	TD	INT	LG	SK/YDS
09/10	at L.A. Rams	1/0	3	2	66.7	51	0	0	50	0/0
09/17	ARIZONA	1/1	37	20	54.1	216	0	1	20	4/26
09/24	CLEVELAND	1/1	24	17	70.8	259	1	0	61t	3/16
10/01	at Seattle	1/1	29	16	55.2	157	1	1	32	3/18
10/08	SAN FRANCISCO	1/1	34	22	64.7	314	0	1	63	4/26
10/16	at Tennessee	1/1	37	21	56.8	212	1	0	23	1/0
10/22	JACKSONVILLE	1/1	37	22	59.5	200	0	0	34	10/64
10/29	at Cincinnati	1/1	39	25	64.1	233	2	1	24t	4/17
11/05	at Houston	1/1	30	20	66.7	308	2	0	80t	3/29
11/12	PITTSBURGH	1/1	24	14	58.3	222	2	1	61t	3/26
11/26	TENNESSEE	1/1	29	17	58.6	196	0	0	26	8/31
12/03	at Jacksonville	1/1	36	21	58.3	174	1	2	40t	4/25
12/10	at Buffalo	1/1	22	11	50.0	69	1	0	11	1/5
12/14	DENVER	1/1	30	17	56.7	158	0	0	22	1/0
12/23	at Baltimore	1/1	33	16	48.5	215	1	0	29	2/12
12/31	HOUSTON	1/1	25	15	60.0	114	1	0	22	1/10
2017 TOTALS		16/15	469	276	58.8	3098	13	7	80t	52/305

2018 GAME-BY-GAME STATS (INDIANAPOLIS)

DATE	OPPONENT	P/S	ATT	CMP	PCT	YDS	TD	INT	LG	SK/YDS
09/09	CINCINNATI					DID NOT PLAY				
09/16	at Washington					DID NOT PLAY				
09/23	at Philadelphia	1/0	1	0	0.0	0	0	0	-	0/0
09/30	HOUSTON					DID NOT PLAY				
10/04	at New England					DID NOT PLAY				
10/14	at N.Y. Jets					DID NOT PLAY				
10/21	BUFFALO	1/0	0	0	0.0	0	0	0	-	0/0
10/28	at Oakland					DID NOT PLAY				
11/11	JACKSONVILLE					DID NOT PLAY				
11/18	TENNESSEE	1/0	2	1	50.0	-2	0	0	-2	0/0
11/25	MIAMI	1/0	1	1	100.0	4	0	0	4	0/0
12/02	at Jacksonville					DID NOT PLAY				
12/09	at Houston					DID NOT PLAY				
12/16	DALLAS					DID NOT PLAY				
12/23	N.Y. GIANTS					DID NOT PLAY				
12/30	at Tennessee					DID NOT PLAY				
2018 TOTALS		4/0	4	2	50.0	2	0	0	4	0/0
DATE	OPPONENT	P/S	ATT	CMP	PCT	YDS	TD	INT	LG	SK/YDS
01/05	at Houston*					DID NOT PLAY				
PLAYOFF TOTALS		0/0	0	0	-	0	0	0	-	0/0

* AFC Wild Card game


2019 GAME-BY-GAME STATS (INDIANAPOLIS)

DATE	OPPONENT	P/S	ATT	CMP	PCT	YDS	TD	INT	LG	SK/YDS
09/08	at L.A. Chargers	1/1	27	21	77.8	190	2	0	25	2/17
09/15	at Tennessee	1/1	28	17	60.7	146	3	1	19	3/25
09/22	ATLANTA	1/1	37	28	75.7	310	2	0	35	1/10
09/29	OAKLAND	1/1	46	24	52.2	265	3	1	48t	0/0
10/06	at Kansas City	1/1	29	18	62.1	151	0	1	18	0/0
10/20	HOUSTON	1/1	39	26	66.7	326	4	0	34	1/5
10/27	DENVER	1/1	25	15	60.0	202	0	0	35	4/11
11/03	at Pittsburgh	1/1	5	4	80.0	59	0	0	27	1/4
11/10	MIAMI					INACTIVE				
11/17	JACKSONVILLE	1/1	24	15	62.5	148	1	1	31	3/23
11/21	at Houston	1/1	25	16	64.0	129	0	0	14	1/8
12/01	TENNESSEE	1/1	40	25	62.5	319	1	2	26	3/10
12/08	at Tampa Bay	1/1	36	19	52.8	251	2	0	50	1/8
12/16	at New Orleans	1/1	34	18	52.9	165	0	0	24	1/6
12/22	CAROLINA	1/1	27	14	51.9	119	0	0	21	3/13
12/29	at Jacksonville	1/1	25	12	48.0	162	0	0	33	3/19
2019 TOTALS		15/15	447	272	60.9	2942	18	6	50	27/159

2020 GAME-BY-GAME STATS (INDIANAPOLIS)

DATE	OPPONENT	P/S	ATT	CMP	PCT	YDS	TD	INT	LG	SK/YDS
09/13	at Jacksonville	1/0	0	0	0.0	0	0	0	-	1/6
09/20	MINNESOTA					DID NOT PLAY				
09/27	N.Y. JETS	1/0	4	2	50.0	17	0	0	13	0/0
10/04	at Chicago					DID NOT PLAY				
10/11	at Cleveland					DID NOT PLAY				
10/18	CINCINNATI					DID NOT PLAY				
11/01	at Detroit					DID NOT PLAY				
11/08	BALTIMORE	1/0	1	0	0.0	0	0	0	-	0/0
11/12	at Tennessee	1/0	0	0	0.0	0	0	0	-	0/0
11/22	GREEN BAY	1/0	0	0	0.0	0	0	0	-	0/0
11/29	TENNESSEE	1/0	2	0	0.0	0	0	0	-	1/9
12/06	at Houston	1/0	0	0	0.0	0	0	0	-	0/0
12/13	at LV	1/0	0	0	0.0	0	0	0	-	0/0
12/20	HOUSTON	1/0	1	0	0.0	0	0	0	-	0/0
12/27	at Pittsburgh	1/0	0	0	0.0	0	0	0	-	0/0
01/03	JACKSONVILLE	1/0	0	0	0.0	0	0	0	-	0/0
2020 TOTALS		11/0	8	2	25.0	17	0	0	13	2/15
DATE	OPPONENT	P/S	ATT	CMP	PCT	YDS	TD	INT	LG	SK/YDS
01/09	at Buffalo*	1/0	0	0	0.0	0	0	0	-	0/0
PLAYOFF TOTALS		1/0	0	0	0.0	0	0	0	-	0/0

* AFC Wild Card game



34

MALCOLM BROWN

RUNNING BACK // 5-11 // 225 // TEXAS '15

ACQUIRED: UFA, '21 (LAR)

HOMETOWN: CIBOLO, TEXAS // BORN: 5/15/93

NFL: SEVENTH SEASON // DOLPHINS: FIRST SEASON

NFL CAREER

TRANSACTIONS:

- Signed by Miami as an unrestricted free agent from the L.A. Rams on March 18, 2021.
- Promoted from St. Louis' practice squad on Dec. 31, 2015.
- Signed to St. Louis' practice squad on Sept. 7,

2015.

- Waived by St. Louis on Sept. 5, 2015.
- Signed by St. Louis as an undrafted college free agent on May 8, 2015.

CAREER HIGHLIGHTS:

- Played in 70 career games with 2 starts.

- 298 carries for 1,188 yards (4.0 avg.) and 11 TDs.
- 43 receptions for 327 yards (7.6 avg.) and 1 TD.
- Appeared in 3 postseason games with the L.A. Rams.

2020 (L.A. RAMS):

- Played in all 16 games.
- 101 carries for 419 yards (4.1 avg.) and 5 TDs.
- 23 receptions for 162 yards (7.0 avg.).
- 1 solo special teams tackle.
- 2 miscellaneous tackles.

VS. DALLAS (9/13): 18 carries for 79 yards (4.4 avg.) and 2 TDs; 3 receptions for 31 yards (10.3 avg.).

- Scored on a 1-yard TD run in the 1st quarter to give the L.A. Rams a 7-0 lead.
- Scored on a 2-yard TD run in the 3rd quarter to give the L.A. Rams a 20-14 lead.

VS. CHICAGO (10/26): 10 carries for 57 yards (5.7 avg.) and 1 TD.

- Scored on a 1-yard TD run in the 3rd quarter to extend the L.A. Rams' lead to 17-3.

VS. SEATTLE (11/15): 6 carries for 33 yards (5.5 avg.) and 2 TDs; 2 receptions for 18 yards (9.0 avg.).

- Scored on a 7-yard TD run in the 2nd quarter to extend the L.A. Rams' lead to 17-7.
- Scored on a 1-yard TD run in the 3rd quarter to extend the L.A. Rams' lead to 23-13.

POSTSEASON:

NFC WILD CARD AT SEATTLE (1/9): 9 carries for 30 yards (3.3 avg.); 1 reception for 9 yards.

NFC DIVISIONAL AT GREEN BAY (1/16): 1 reception for 4 yards.

2019 (L.A. RAMS):

- Played in 14 games with 1 start.
- Inactive for 2 games.
- 69 carries for 255 yards (3.7 avg.) and 5 TDs.
- 2 receptions for 16 yards (8.0 avg.).
- 3 special teams tackles (2 solo).
- 1 miscellaneous tackle.

AT CAROLINA (9/8): 11 carries for 53 yards (4.8 avg.) and 2 TDs; 1 assisted special teams tackle.

- Scored on a 5-yard TD run in the 2nd quarter to extend the L.A. Rams' lead to 10-0.
- Scored on a 1-yard TD run in the 3rd quarter to extend the L.A. Rams' lead to 23-10.

VS. SEATTLE (12/8): 5 carries for 21 yards (4.2 avg.) and 1 TD.

- Scored on a 1-yard TD run in the 1st quarter to give the L.A. Rams a 7-3 lead.

VS. ARIZONA (12/29): 9 carries for 26 yards (2.9 avg.) and 1 TD; 1 reception for 6 yards.

- Scored on a 3-yard TD run in the 2nd quarter to give the L.A. Rams a 10-7 lead.

2018 (L.A. RAMS):

- Played in 12 games.
- Inactive for 1 game.
- 43 carries for 212 yards (4.9 avg.).
- 5 receptions for 52 yards (10.4 avg.) and 1 TD.
- 2 solo special teams tackles.
- Missed the rest of the season after being placed on injured reserve on Dec. 11.

VS. ARIZONA (9/16): 12 carries for 46 yards (3.8 avg.).

AT SAN FRANCISCO (10/21): 13 carries for 65 yards (5.0 avg.); 1 reception for 6 yards.

AT NEW ORLEANS (11/4): 1 reception for 18 yards and 1 TD.

- Caught an 18-yard TD pass from QB Jared Goff in the 3rd quarter.

2017 (L.A. RAMS):

- Played in 11 games with 1 start.
- Inactive for 5 games.
- 63 carries for 246 yards (3.9 avg.) and 1 TD.
- 9 receptions for 53 yards (5.9 avg.).

VS. INDIANAPOLIS (9/10): 7 carries for 16 yards (2.3 avg.) and 1 TD.

- Scored on a 3-yard TD run in the 4th quarter to extend St. Louis' lead to 46-9.

VS. ARIZONA (10/22): 11 carries for 48 yards (4.4 avg.); 1 reception for 7 yards.

AT N.Y. GIANTS (11/5): 15 carries for 57 yards (3.8 avg.).

POSTSEASON:

NFC WILD CARD VS. ATLANTA (1/6): 2 carries for 14 yards (7.0 avg.).

2016 (L.A. RAMS):

- Played in all 16 games.
- 18 carries for 39 yards (2.2 avg.).
- 3 receptions for 46 yards (15.3 avg.).
- 2 solo special teams tackles.

VS. BUFFALO (10/9): 2 carries for 2 yards (1.0 avg.); 1 reception for 26 yards.

VS. ATLANTA (12/11): 4 carries for 14 yards (3.5 avg.).

2015 (ST. LOUIS):

- Played in 1 game.
- Spent 15 games on the practice squad.
- 4 carries for 17 yards (4.3 avg.).
- 1 reception for -2 yards.

AT SAN FRANCISCO (1/3): 4 carries for 17 yards (4.3 avg.); 1 reception for -2 yards.

- Made his NFL debut.

BEFORE THE NFL

COLLEGE (TEXAS):

- 4-year starter (2011-14).

CAREER: Played in 44 games with 25 starts; 630 carries for 2,678 yards (4.3 avg.) and 24 TDs; 51 receptions for 382 yards (7.5 avg.) and 3 TDs.

- His 2,678 career rushing yards ranked 9th in school history.
- His 11 career 100-yard rushing games tied for 7th in school history.

SENIOR (2014): Started all 13 games; 183 carries for 708 yards (3.9 avg.) and 6 TDs; 16 receptions for 58 yards (3.6 avg.).

- 2nd-team All-Big 12.

JUNIOR (2013): Played in all 13 games with 4 starts; 214 carries for 904 yards (4.2 avg.) and 9 TDs; 17 receptions for 195 yards (11.5 avg.) and 2 TDs.

- 2nd-team All-Big 12.

SOPHOMORE (2012): Played in 8 games with 1 start; 61 carries for 324 yards (5.3 avg.) and 4 TDs; 15 receptions for 112 yards (7.5 avg.) and 1 TD.

TRUE FRESHMAN (2011): Played in 10 games with 7 starts; 172 carries for 742 yards (4.3 avg.) and 5 TDs; 3 receptions for 17 yards (5.7 avg.).

- 2nd-team Freshman All-American.
- Big 12 Newcomer of the Year.
- Big 12 Offensive Newcomer of the Year.

HIGH SCHOOL (BYRON P. STEELE II HS – CIBOLO, TEXAS)

- Also lettered in track and field.
- Also played basketball.

SENIOR (2010): 2,637 rushing yards and 33 TDs.

- 1st-team All-American.
- 1st-team all-state.

- 1st-team all-district.
 - 5A Offensive Player of the Year.
 - Helped his team win a state championship.
- JUNIOR (2009):** 2,200 rushing yards and 33 TDs.

- All-American.
- 1st-team all-state.
- 1st-team all-district.

SOPHOMORE (2008): 1,352 rushing yards and 17 TDs.

- 1st-team all-area.
- 1st-team all-district.

OFF THE FIELD

PERSONAL:

- **MAJOR:** Physical culture and sports.

MALCOLM BROWN'S NFL REGULAR SEASON STATS

YEAR	TEAM	GP	GS	RUSHING					RECEIVING				
				ATT	YDS	AVG	LG	TD	REC	YDS	AVG	LG	TD
2015	ST. LOUIS	1	0	4	17	4.3	13	0	1	-2	-2.0	-2	0
2016	L.A. RAMS	16	0	18	39	2.2	10	0	3	46	15.3	26	0
2017	L.A. RAMS	11	1	63	246	3.9	20	1	9	53	5.9	16	0
2018	L.A. RAMS	12	0	43	212	4.9	19	0	5	52	10.4	18t	1
2019	L.A. RAMS	14	1	69	255	3.7	17	5	2	16	8.0	10	0
2020	L.A. RAMS	16	0	101	419	4.1	19	5	23	162	7.0	30	0
NFL TOTALS		70	2	298	1188	4.0	20	11	43	327	7.6	30	1

MALCOLM BROWN'S NFL PLAYOFF STATS

YEAR	TEAM	GP	GS	RUSHING					RECEIVING				
				ATT	YDS	AVG	LG	TD	REC	YDS	AVG	LG	TD
2017	L.A. RAMS	1	0	2	14	7.0	11	0	0	0	0.0	0	0
2020	L.A. RAMS	2	0	9	30	3.3	6	0	2	13	6.5	9	0
NFL TOTALS		3	0	11	44	4.0	11	0	2	13	6.5	9	0

ADDITIONAL STATS

Special Teams Tackles: (L.A. Rams) 2 in 2016, 2 in 2018, 3 in 2019, 1 in 2020 for total of 8.

Miscellaneous Tackles: (L.A. Rams) 1 in 2019, 2 in 2020 for total of 3.

SINGLE-GAME CAREER HIGHS

Rushes:	18	vs. Dallas, 9/13/20
Rushing Yards:	79	vs. Dallas, 9/13/20
Longest Rush:	20	vs. San Francisco, 12/31/17
Rushing TDs:	2	3 times, last: vs. Seattle, 11/15/20
Receptions:	5	vs. N.Y. Giants, 10/4/20
Receiving Yards:	31	vs. Dallas, 9/13/20
Longest Reception:	30	at Arizona, 12/6/20
Receiving TDs:	1	at New Orleans, 11/4/18

2015 GAME-BY-GAME STATS (ST. LOUIS)

DATE	OPPONENT	P/S	ATT	YDS	AVG	LG	TD
09/13	SEATTLE						PRACTICE SQUAD
09/20	at Washington						PRACTICE SQUAD
09/27	PITTSBURGH						PRACTICE SQUAD
10/04	at Arizona						PRACTICE SQUAD
10/11	at Green Bay						PRACTICE SQUAD
10/25	CLEVELAND						PRACTICE SQUAD
11/01	SAN FRANCISCO						PRACTICE SQUAD
11/08	at Minnesota						PRACTICE SQUAD
11/15	CHICAGO						PRACTICE SQUAD
11/22	at Baltimore						PRACTICE SQUAD
11/29	at Cincinnati						PRACTICE SQUAD
12/06	ARIZONA						PRACTICE SQUAD
12/13	DETROIT						PRACTICE SQUAD
12/17	TAMPA BAY						PRACTICE SQUAD
12/27	at Seattle						PRACTICE SQUAD
01/03	at San Francisco	1/0	4	17	4.3	13	0
2015 TOTALS		1/0	4	17	4.3	13	0

TAYLOR HAS THREE TOURS OF DUTY WITH DOLPHINS

When future Hall of Fame defensive end/linebacker Jason Taylor played in the season opener on Sept. 12, 2011 vs. New England, he became the first player in team history to have been a member of the Dolphins' roster with three different tours of duty interrupted by stints with other teams (1997-07, 2009, 2011). Since Taylor, there have been five NFL players that have had three separate stints with the same team: quarterback Brian Hoyer in New England (2009-11, 2017-18, 2020), wide receiver Jordan Matthews in Philadelphia (2014-16, 2018, 2019), wide receiver Deonte Thompson in Buffalo (2014, 2017, 2018), tackle Andre Smith in Cincinnati (2009-15, 2017, 2018-19) and linebacker Karlos Dansby in Arizona (2004-09, 2013, 2017).

2016 GAME-BY-GAME STATS (L.A. RAMS)

DATE	OPPONENT	P/S	ATT	YDS	AVG	LG	TD
09/12	at San Francisco	1/0	1	5	5.0	5	0
09/18	SEATTLE	1/0	0	0	0.0	-	0
09/25	at Tampa Bay	1/0	0	0	0.0	-	0
10/02	at Arizona	1/0	0	0	0.0	-	0
10/09	BUFFALO	1/0	2	2	1.0	2	0
10/16	at Detroit	1/0	0	0	0.0	-	0
10/23	N.Y. GIANTS	1/0	0	0	0.0	-	0
11/06	CAROLINA	1/0	1	0	0.0	0	0
11/13	at N.Y. Jets	1/0	0	0	0.0	-	0
11/20	MIAMI	1/0	0	0	0.0	-	0
11/27	at New Orleans	1/0	3	9	3.0	4	0
12/04	at New England	1/0	0	0	0.0	-	0
12/11	ATLANTA	1/0	4	14	3.5	10	0
12/15	at Seattle	1/0	1	-4	-4.0	-4	0
12/24	SAN FRANCISCO	1/0	1	2	2.0	2	0
01/01	ARIZONA	1/0	5	11	2.2	4	0
2016 TOTALS		16/0	18	39	2.2	10	0

2017 GAME-BY-GAME STATS (L.A. RAMS)

DATE	OPPONENT	P/S	ATT	YDS	AVG	LG	TD
09/10	INDIANAPOLIS	1/0	7	16	2.3	5	1
09/17	WASHINGTON	1/0	0	0	0.0	-	0
09/21	at San Francisco			INACTIVE			
10/01	at Dallas	1/0	1	0	0.0	0	0
10/08	SEATTLE	1/0	0	0	0.0	-	0
10/15	at Jacksonville	1/0	3	17	5.7	8	0
10/22	ARIZONA	1/0	11	48	4.4	11	0
11/05	at N.Y. Giants	1/0	15	57	3.8	16	0
11/12	HOUSTON			INACTIVE			
11/19	at Minnesota			INACTIVE			
11/26	NEW ORLEANS			INACTIVE			
12/03	at Arizona			INACTIVE			
12/10	PHILADELPHIA	1/0	1	5	5.0	5	0
12/17	at Seattle	1/0	10	45	4.5	14	0
12/24	at Tennessee	1/0	1	4	4.0	4	0
12/31	SAN FRANCISCO	1/1	14	54	3.9	20	0
2017 TOTALS		11/1	63	246	3.9	20	1

DATE	OPPONENT	P/S	ATT	YDS	AVG	LG	TD
01/06	ATLANTA*	1/0	2	14	7.0	11	0
PLAYOFF TOTALS		1/0	2	14	7.0	11	0

*NFC Wild Card game

2018 GAME-BY-GAME STATS (L.A. RAMS)

DATE	OPPONENT	P/S	ATT	YDS	AVG	LG	TD
09/10	at Oakland	1/0	1	5	5.0	5	0
09/16	ARIZONA	1/0	12	46	3.8	19	0
09/23	L.A. CHARGERS	1/0	5	42	8.4	14	0
09/27	MINNESOTA	1/0	0	0	0.0	-	0
10/07	at Seattle	1/0	0	0	0.0	-	0
10/14	at Denver	1/0	5	24	4.8	9	0
10/21	at San Francisco	1/0	13	65	5.0	10	0
10/28	GREEN BAY	1/0	1	7	7.0	7	0
11/04	at New Orleans	1/0	0	0	0.0	-	0
11/11	SEATTLE	1/0	0	0	0.0	-	0
11/19	KANSAS CITY	1/0	4	15	3.8	8	0
12/02	at Detroit	1/0	2	8	4.0	7	0
12/09	at Chicago			INACTIVE			
12/16	PHILADELPHIA			INJURED RESERVE			
12/23	at Arizona			INJURED RESERVE			
12/30	SAN FRANCISCO			INJURED RESERVE			
2018 TOTALS		12/0	43	212	4.9	19	0

DATE	OPPONENT	P/S	ATT	YDS	AVG	LG	TD
01/12	DALLAS*			INJURED RESERVE			
01/20	at New Orleans**			INJURED RESERVE			
02/03	vs. New England***			INJURED RESERVE			
PLAYOFF TOTALS		0/0	0	0	-	-	0

*NFC Divisional game

** NFC Championship

*** Super Bowl LIII

2019 GAME-BY-GAME STATS (L.A. RAMS)

DATE	OPPONENT	P/S	ATT	YDS	AVG	LG	TD
09/08	at Carolina	1/0	11	53	4.8	17	2
09/15	NEW ORLEANS	1/0	6	37	6.2	13	0
09/22	at Cleveland	1/0	3	7	2.3	4	0
09/29	TAMPA BAY	1/0	5	14	2.8	6	0
10/03	at Seattle	1/0	1	3	3.0	3	0
10/13	SAN FRANCISCO	1/1	11	40	3.6	10	0
10/20	at Atlanta			INACTIVE			
10/27	CINCINNATI			INACTIVE			
11/10	at Pittsburgh	1/0	5	10	2.0	5	0
11/17	CHICAGO	1/0	5	15	3.0	6	1
11/25	BALTIMORE	1/0	1	0	0.0	0	0
12/01	at Arizona	1/0	6	30	5.0	12	0
12/08	SEATTLE	1/0	5	21	4.2	17	1
12/15	at Dallas	1/0	0	0	0.0	-	0
12/21	at San Francisco	1/0	1	-1	-1.0	-1	0
12/29	ARIZONA	1/0	9	26	2.9	15	1
2019 TOTALS		14/1	69	255	3.7	17	5

2020 GAME-BY-GAME STATS (L.A. RAMS)

DATE	OPPONENT	P/S	ATT	YDS	AVG	LG	TD
09/13	DALLAS	1/0	18	79	4.4	12	2
09/20	at Philadelphia	1/0	11	47	4.3	19	0
09/27	at Buffalo	1/0	7	19	2.7	6	0
10/04	N.Y. GIANTS	1/0	9	38	4.2	13	0
10/11	at Washington	1/0	8	30	3.8	12	0
10/18	at San Francisco	1/0	2	4	2.0	3	0
10/26	CHICAGO	1/0	10	57	5.7	13	1
11/01	at Miami	1/0	10	40	4.0	11	0
11/15	SEATTLE	1/0	6	33	5.5	13	2
11/23	at Tampa Bay	1/0	3	20	6.7	14	0
11/29	SAN FRANCISCO	1/0	3	4	1.3	2	0
12/06	at Arizona	1/0	3	-3	-1.0	1	0
12/10	NEW ENGLAND	1/0	0	0	0.0	-	0
12/20	N.Y. JETS	1/0	1	4	4.0	4	0
12/27	at Seattle	1/0	7	27	3.9	12	0
01/03	ARIZONA	1/0	3	20	6.7	12	0
2020 TOTALS		16/0	101	419	4.1	19	5

DATE	OPPONENT	P/S	ATT	YDS	AVG	LG	TD
01/09	at Seattle*	1/0	9	30	3.3	6	0
01/16	at Green Bay**	1/0	0	0	0.0	-	0
PLAYOFF TOTALS		2/0	9	30	3.3	6	0

*NFC Wild Card game

** NFC Divisional game



70

ADAM
BUTLER

DEFENSIVE LINEMAN // 6-5 // 295 // VANDERBILT '17
ACQUIRED: UFA, '21 (NE)
HOMETOWN: DUNCANVILLE, TEXAS // BORN: 4/12/94
NFL: FIFTH SEASON // DOLPHINS: FIRST SEASON

NFL CAREER

TRANSACTIONS:

- Signed by Miami as an unrestricted free agent on March 19, 2021.
- Signed by New England as an undrafted college free agent on May 5, 2017.

CAREER HIGHLIGHTS:

- Played in 63 career games with 12 starts.
- 96 tackles (54 solo), 15 sacks, 9 passes defended and 1 forced fumble.
- Appeared in 7 postseason games with New England.
- Won Super Bowl LIII with New England.

2020 (NEW ENGLAND):

- Played in 15 games with 4 starts.
- Inactive for 1 game.
- 34 tackles (18 solo), 4 sacks and 2 passes defended.

VS. ARIZONA (11/29): 5 tackles (2 solo), 1 sack and 1 pass defended.

- Sacked QB Kyle Murray for a loss of 9 yards on 3rd-and-7 in the 3rd quarter.

AT L.A. CHARGERS (12/6): 3 solo tackles, 1 sack and 1 pass defended.

- Sacked QB Justin Herbert for a loss of 9 yards on 4th-and-4 in the 4th quarter.

VS. N.Y. JETS (1/3): 4 tackles (3 solo) and 1 sack.

- Sacked QB Sam Darnold for a loss of 10 yards in the 3rd quarter.

2019 (NEW ENGLAND):

- Played in all 16 games with 2 starts.
- 26 tackles (17 solo), 6 sacks and 5 passes defended.

AT MIAMI (9/15): 4 tackles (3 solo), 2 sacks and 1 pass defended.

- Sacked QB Ryan Fitzpatrick for a loss of 5 yards on 3rd-and-9 in the 1st quarter.

- Sacked QB Ryan Fitzpatrick again for a loss of 4 yards in the 3rd quarter.

- It was the 1st multi-sack game of his career.

VS. CLEVELAND (10/27): 4 tackles (2 solo) and 2 sacks.

- Sacked QB Baker Mayfield for a loss of 10 yards in the 1st quarter.
- Split a sack with DL Chase Winovich of QB Baker

Mayfield on 4th-and-16 for a loss of 5 yards in the 4th quarter.

- Split a sack with LB Jamie Collins of QB Baker Mayfield for a loss of 10 yards in the 4th quarter.

AT PHILADELPHIA (11/17): 1 solo tackle, 1 sack and 1 pass defended.

- Sacked QB Carson Wentz for a loss of 3 yards in the 2nd quarter.

POSTSEASON:

AFC WILD CARD VS. TENNESSEE (1/4): 3 tackles (2 solo) and 1 pass defended.

2018 (NEW ENGLAND):

- Played in all 16 games.
- 17 tackles (8 solo), 3 sacks, 2 passes defended and 1 forced fumble.

VS. MIAMI (9/30): 2 solo tackles, 1 sack and 1 pass defended.

- Sacked QB Ryan Tannehill for a loss of 9 yards on 3rd-and-12 in the 3rd quarter.

VS. MINNESOTA (12/2): 1 solo tackle and 1 sack.

- Sacked QB Kirk Cousins for a loss of 8 yards in the 1st quarter.

VS. N.Y. JETS (12/30): 1 solo tackle, 1 sack and 1 forced fumble.

- Strip-sacked QB Sam Darnold on 3rd-and-10 in the 3rd quarter and the fumble was recovered by LB Kyle Van Noy and returned 46 yards for a TD.

POSTSEASON:

AFC DIVISIONAL VS. L.A. CHARGERS (1/13): 1 assisted tackle.

AFC CHAMPIONSHIP AT KANSAS CITY (1/20): Played but did not record any stats.

SUPER BOWL LIII VS. L.A. RAMS (2/3): Played but did not record any stats.

2017 (NEW ENGLAND):

- Played in all 16 games with 6 starts.
- 19 tackles (11 solo) and 2 sacks.

VS. KANSAS CITY (9/7): 1 solo tackle.

- Made his NFL debut.

VS. ATLANTA (10/22): 3 tackles (2 solo) and 1 sack.

- Sacked QB Matt Ryan for a loss of 10 yards in the 2nd quarter.

- It was his 1st career sack.

AT MIAMI (12/11): 2 tackles (1 solo) and 1 sack.

- Sacked QB Jay Cutler for a loss of 10 yards on 3rd-and-5 in the 3rd quarter.

POSTSEASON:

AFC DIVISIONAL VS. TENNESSEE (1/13): 1 solo tackle and 1 sack.

- Sacked QB Marcus Mariota for a loss of 5 yards on 3rd-and-7 in the 3rd quarter.

AFC CHAMPIONSHIP VS. JACKSONVILLE (1/21): 1 solo tackle and 1 sack.

- Sacked QB Blake Bortles for a loss of 6 yards on 3rd-and-12 in the 2nd quarter.

SUPER BOWL LII VS. PHILADELPHIA (2/4): 1 solo tackle.

BEFORE THE NFL**COLLEGE (VANDERBILT):**

- 4-year starter (2013-16).

CAREER: Played in 47 games with 34 starts;

SENIOR (2016): Started all 13 games; 31 tackles (18 solo), 4 sacks and 1 pass defensed.

JUNIOR (2015): Played in all 12 games with 8 starts; 18 tackles (12 solo) and 3 sacks.

SOPHOMORE (2014): Played in all 12 games with 9 starts; 35 tackles (16 solo), 2.5 sacks, 3 passes defensed and 1 fumble recovery; 1 fumble return for a TD; 1 blocked kick.

REDSHIRT FRESHMAN (2013): Played in 12 games with 6 starts; 25 tackles (16 solo), 2 passes defensed, 1 forced fumble and 1 fumble recovery; 2 blocked kicks.

- Switched from guard/center to defensive line in the spring.
- Redshirted in 2012.

HIGH SCHOOL (DUNCANVILLE HS – DUNCANVILLE, TEXAS)

- Played left tackle as a junior and senior and defensive end as a sophomore.
- Also lettered in track and field as a thrower.

SENIOR (2011):

- 1st-team all-district.
- All-area.

JUNIOR (2010):

- 1st-team all-district.

OFF THE FIELD**PERSONAL:**

- **MAJOR:** Environmental communication.

ADAM BUTLER'S NFL REGULAR SEASON STATS

YEAR	TEAM	GP	GS	TACKLES					INTERCEPTIONS					FUMBLES		
				TOT	SOLO	ASST	SK	YDS	INT	YDS	LG	TD	PD	FF	FR	
2017	NEW ENGLAND	16	6	19	11	8	2.0	20.0	0	0	0	0	0	0	0	0
2018	NEW ENGLAND	16	0	17	8	9	3.0	22.0	0	0	0	0	0	2	1	0
2019	NEW ENGLAND	16	2	26	17	9	6.0	35.5	0	0	0	0	0	5	0	0
2020	NEW ENGLAND	15	4	34	18	16	4.0	31.0	0	0	0	0	0	2	0	0
NFL TOTALS		63	12	96	54	42	15.0	108.5	0	0	0	0	0	9	1	0

ADAM BUTLER'S NFL PLAYOFF STATS

YEAR	TEAM	GP	GS	TACKLES					INTERCEPTIONS					FUMBLES		
				TOT	SOLO	ASST	SK	YDS	INT	YDS	LG	TD	PD	FF	FR	
2017	NEW ENGLAND	3	0	3	3	0	2.0	11.0	0	0	0	0	0	0	0	0
2018	NEW ENGLAND	3	0	1	0	1	0.0	0.0	0	0	0	0	0	0	0	0
2019	NEW ENGLAND	1	0	3	2	1	0.0	0.0	0	0	0	0	0	1	0	0
NFL TOTALS		7	0	7	5	2	2.0	11.0	0	0	0	0	0	1	0	0

SINGLE-GAME CAREER HIGHS

Tackles:	5	Twice, last: vs. Arizona, 11/29/20
Sacks:	2	Twice, last: vs. Cleveland, 10/27/19
Passes Defensed:	1	10 times, last: at L.A. Chargers, 12/6/20
Forced Fumbles:	1	vs. N.Y. Jets, 12/30/18

DOLPHINS HOLD NFL RECORD FOR CONSECUTIVE HOME WINS

The Dolphins own the NFL record for consecutive home games won. Over a four-year stretch from 1971-74, the team compiled 27 straight regular season wins at the Orange Bowl. The streak began in the second home game of 1971, a 41-3 decision over New England on October 17, and ended in the 1975 season-opener, a 31-21 loss to Oakland on September 22. The most recent team to threaten this mark was the Green Bay Packers, who won 25 consecutive regular season contests at Lambeau Field between 1995-98 before dropping a 37-24 decision to Minnesota on October 5, 1998. The Denver Broncos won 24 straight home games from 1996-98.



82

CETHAN CARTER

TIGHT END // 6-3 // 248 // NEBRASKA '17
ACQUIRED: UFA, '21 (CIN.)
HOMETOWN: NEW ORLEANS, LA. // BORN: 9/5/95
NFL: FIFTH SEASON // DOLPHINS: FIRST SEASON

NFL CAREER

TRANSACTIONS:

- Signed by Miami as an unrestricted free agent on March 18, 2021.
- Signed by Cincinnati as an undrafted college free agent on May 5, 2017.

CAREER HIGHLIGHTS:

- Played in 46 career games with 5 starts.
- 7 receptions for 66 yards (9.4 avg.) and 1 TD.
- 26 special teams tackles (17 solo).

2020 (CINCINNATI):

- Played in 15 games with 5 starts.
- Inactive for 1 game.
- 5 receptions for 53 yards (10.6 avg.).
- 10 special teams tackles (6 solo).

VS. JACKSONVILLE (10/4): 1 reception for 24 yards.

VS. N.Y. GIANTS (11/29): 1 reception for 5 yards.

VS. BALTIMORE (1/3): 1 reception for 21 yards.

2019 (CINCINNATI):

- Played in 15 games.
- Inactive for 1 game.
- 2 receptions for 13 yards (6.5 avg.) and 1 TD.
- 7 special teams tackles (4 solo).

AT SEATTLE (9/8): 1 solo special teams tackle.

VS. NEW ENGLAND (12/15): 2 receptions for 13 yards (6.5 avg.) and 1 TD.

- Caught an 8-yard TD pass from QB Andy Dalton in the 1st quarter to even the score 7-7.

VS. CLEVELAND (12/29): 1 solo special teams tackle.

2018 (CINCINNATI):

- Missed the entire season after being placed on injured reserve on Sept. 1.

2017 (CINCINNATI):

- Played in all 16 games.
- 9 special teams tackles (7 solo).

VS. BALTIMORE (9/10): Played but did not record any stats.

- Made his NFL debut.

VS. BUFFALO (10/8): 2 solo special teams tackles.

VS. CLEVELAND (11/26): 3 special teams tackles (2 solo).

BEFORE THE NFL

COLLEGE (NEBRASKA):

- 4-year starter (2013-16).

CAREER: Played in 43 games with 35 starts; 59 receptions for 744 yards (12.6 avg.) and 4 TDs; 5 carries for 82 yards (16.4 avg.) and 1 TD.

- His 59 career receptions ranked 5th in school history.

SENIOR (2016): Started 10 games; 19 receptions for 190 yards (10.0 avg.) and 1 TD; 3 carries for 34 yards (11.3 avg.).

- Honorable mention All-Big Ten.

JUNIOR (2015): Started 11 games; 24 receptions for 329 yards (13.7 avg.) and 2 TDs; 2 carries for 48 yards (24.0 avg.) and 1 TD.

- Honorable mention All-Big Ten.

SOPHOMORE (2014): Played in 9 games with 8 starts; 6 receptions for 98 yards (16.3 avg.) and 1 TD.

TRUE FRESHMAN (2013): Played in all 13 games with 6 starts; 10 receptions for 127 yards (12.7 avg.).

- Honorable mention Big Ten All-Freshman Team.

HIGH SCHOOL (ARCHBISHOP RUMMEL HS – METAIRIE, LA.)

- Also lettered in basketball.

SENIOR (2012): 23 receptions for 418 yards (18.2 avg.) and 5 TDs.

- Honorable mention all-state.
- All-district.
- Helped his school with the Louisiana Class 5A state title.

OFF THE FIELD

PERSONAL:

- **PRONUNCIATION:** First name is pronounced SEE-thin.
- **MAJOR:** Criminology and criminal justice.

CETHAN CARTER'S NFL REGULAR SEASON STATS

YEAR	TEAM	GP	GS	RECEIVING					RUSHING					
				REC	YDS	AVG	LG	TD	ATT	YDS	AVG	LG	TD	
2017	CINCINNATI	16	0	0	0	0.0	0	0	0	0	0	0.0	0	0
2018	CINCINNATI	INJURED RESERVE												
2019	CINCINNATI	15	0	2	13	6.5	8t	1	0	0	0.0	0	0	
2020	CINCINNATI	15	5	5	53	10.6	24	0	0	0	0.0	0	0	
NFL TOTALS		46	5	7	66	9.4	8t	1	0	0	0.0	0	0	

ADDITIONAL STATS

Special Teams Tackles: 9 in 2017, 7 in 2019, 10 in 2020 for total of 26.

SINGLE-GAME CAREER HIGHS

Receptions: 2 vs. New England, 12/15/19
Receiving Yards: 24 vs. Jacksonville, 10/4/20
Longest Reception: 24 vs. Jacksonville, 10/4/20
Receiving TDs: 1 vs. New England, 12/15/19

2017 GAME-BY-GAME STATS (CINCINNATI)

DATE	OPPONENT	P/S	REC	YDS	AVG	LG	TD
09/10	BALTIMORE	1/0	0	0	0.0	-	0
09/14	HOUSTON	1/0	0	0	0.0	-	0
09/24	at Green Bay	1/0	0	0	0.0	-	0
10/01	at Cleveland	1/0	0	0	0.0	-	0
10/08	BUFFALO	1/0	0	0	0.0	-	0
10/22	at Pittsburgh	1/0	0	0	0.0	-	0
10/29	INDIANAPOLIS	1/0	0	0	0.0	-	0
11/05	at Jacksonville	1/0	0	0	0.0	-	0
11/12	at Tennessee	1/0	0	0	0.0	-	0
11/19	at Denver	1/0	0	0	0.0	-	0
11/26	CLEVELAND	1/0	0	0	0.0	-	0
12/04	PITTSBURGH	1/0	0	0	0.0	-	0
12/10	CHICAGO	1/0	0	0	0.0	-	0
12/17	at Minnesota	1/0	0	0	0.0	-	0
12/24	DETROIT	1/0	0	0	0.0	-	0
12/31	at Baltimore	1/0	0	0	0.0	-	0
2018 TOTALS		16/0	0	0	0.0	-	0

2018 GAME-BY-GAME STATS (CINCINNATI)

DATE	OPPONENT	P/S	REC	YDS	AVG	LG	TD
09/09	at Indianapolis		INJURED RESERVE				
09/13	BALTIMORE		INJURED RESERVE				
09/23	at Carolina		INJURED RESERVE				
09/30	at Atlanta		INJURED RESERVE				
10/07	MIAMI		INJURED RESERVE				
10/14	PITTSBURGH		INJURED RESERVE				
10/21	at Kansas City		INJURED RESERVE				
10/28	TAMPA BAY		INJURED RESERVE				
11/11	NEW ORLEANS		INJURED RESERVE				
11/18	at Baltimore		INJURED RESERVE				
11/25	CLEVELAND		INJURED RESERVE				
12/02	DENVER		INJURED RESERVE				
12/09	at L.A. Chargers		INJURED RESERVE				
12/16	OAKLAND		INJURED RESERVE				
12/23	at Cleveland		INJURED RESERVE				
12/30	at Pittsburgh		INJURED RESERVE				
2018 TOTALS		0/0	0	0	0.0	-	0

2019 GAME-BY-GAME STATS (CINCINNATI)

DATE	OPPONENT	P/S	REC	YDS	AVG	LG	TD
09/08	at Seattle	1/0	0	0	0.0	-	0
09/15	SAN FRANCISCO	1/0	0	0	0.0	-	0
09/22	at Buffalo	1/0	0	0	0.0	-	0
09/30	at Pittsburgh	1/0	0	0	0.0	-	0
10/06	ARIZONA	1/0	0	0	0.0	-	0
10/13	at Baltimore	1/0	0	0	0.0	-	0
10/20	JACKSONVILLE	1/0	0	0	0.0	-	0
10/27	at L.A. Rams	1/0	0	0	0.0	-	0
11/10	BALTIMORE	1/0	0	0	0.0	-	0
11/17	at Oakland	1/0	0	0	0.0	-	0
11/24	PITTSBURGH	1/0	0	0	0.0	-	0
12/01	N.Y. JETS		INACTIVE				
12/08	at Cleveland	1/0	0	0	0.0	-	0
12/15	NEW ENGLAND	1/0	2	13	6.5	8t	1
12/22	at Miami	1/0	0	0	0.0	-	0
12/29	CLEVELAND	1/0	0	0	0.0	-	0
2019 TOTALS		15/0	2	13	6.5	8t	1

2020 GAME-BY-GAME STATS (CINCINNATI)

DATE	OPPONENT	P/S	REC	YDS	AVG	LG	TD
09/13	L.A. CHARGERS	1/0	0	0	0.0	-	0
09/17	at Cleveland	1/0	0	0	0.0	-	0
09/27	at Philadelphia	1/1	1	1	1.0	1	0
10/04	JACKSONVILLE	1/1	1	24	24.0	24	0
10/11	at Baltimore	1/0	0	0	0.0	-	0
10/18	at Indianapolis	1/0	0	0	0.0	-	0
10/25	CLEVELAND		INACTIVE				
11/01	TENNESSEE	1/0	1	2	2.0	2	0
11/15	at Pittsburgh	1/0	0	0	0.0	-	0
11/22	at Washington	1/0	0	0	0.0	-	0
11/29	N.Y. GIANTS	1/0	1	5	5.0	5	0
12/06	at Miami	1/1	0	0	0.0	-	0
12/13	DALLAS	1/1	0	0	0.0	-	0
12/21	PITTSBURGH	1/1	0	0	0.0	-	0
12/27	at Houston	1/0	0	0	0.0	-	0
01/03	BALTIMORE	1/0	1	21	21.0	21	0
2020 TOTALS		15/5	5	53	10.6	24	0



27

JUSTIN COLEMAN

CORNERBACK // 5-11 // 190 // TENNESSEE '15
ACQUIRED: FA, '21
HOMETOWN: BRUNSWICK, GA. // BORN: 3/27/93
NFL: SEVENTH SEASON // DOLPHINS: FIRST SEASON

NFL CAREER

TRANSACTIONS:

- Signed by Miami on March 18, 2021.
- Released by Detroit on March 12, 2021.
- Signed by Detroit as an unrestricted free agent on March 14, 2019.
- Traded from New England to Seattle on Sept. 1, 2017.
- Signed by New England on Sept. 9, 2015.
- Signed to Seattle's practice squad on Sept. 7, 2015.
- Waived by New England on Sept. 5, 2015.
- Signed by New England on Sept. 4, 2015.
- Waived by Minnesota on Aug. 31, 2015.
- Signed by Minnesota as an undrafted college free agent on May 8, 2015.

CAREER HIGHLIGHTS:

- Played in 79 career games with 29 starts.
- 189 tackles (151 solo), 2 sacks, 4 interceptions, 41 passes defended, 4 forced fumbles and 4 fumble recoveries; 2 interception returns for TDs; 1 fumble return for a TD.
- 25 special teams tackles (19 solo).
- Appeared in 3 postseason games – 2 with New England and 1 with Seattle.
- Won Super Bowl LI with New England.

2020 (DETROIT):

- Played in 11 games with 5 starts.
- Activated off injured reserve on Oct. 31.
- Missed 5 games after being placed on injured reserve on Sept. 15.
- 29 tackles (22 solo) and 1 pass defended.
- 1 assisted special teams tackle.

VS. WASHINGTON (11/15): 10 tackles (8 solo).

AT CHICAGO (12/6): 5 tackles (4 solo).

VS. GREEN BAY (12/13): 3 tackles (2 solo).

2019 (DETROIT):

- Played in all 16 games with 11 starts.
 - 53 tackles (46 solo), 1 interception, 13 passes defended, 3 forced fumbles and 1 fumble recovery.
 - 1 solo special teams tackle.
- VS. KANSAS CITY (9/29):** 4 solo tackles, 2 passes defended, 1 forced fumble and 1 fumble recovery.
- Forced a WR Sammy Watkins fumble and

recovered it on 2nd-and-5 in the 3rd quarter.

AT GREEN BAY (10/14): 5 tackles (3 solo), 1 interception and 3 passes defended.

- Intercepted a QB Aaron Rodgers pass intended for WR Darius Shepherd and returned it 55 yards on 3rd-and-7 in the 4th quarter.

VS. CHICAGO (11/28): 5 solo tackles and 3 passes defended.

2018 (SEATTLE):

- Played in all 16 games with 5 starts.
- 43 tackles (33 solo), 0.5 sacks, 1 interception, 10 passes defended, 1 forced fumble and 2 fumble recoveries; 1 fumble return for a TD.
- 15 special teams tackles (11 solo).

VS. DALLAS (9/23): 1 solo tackle, 1 pass defended and 1 fumble recovery; 1 solo special teams tackle.

- Recovered a RB Ezekiel Elliott fumble forced by S Bradley McDougald in the 4th quarter.

AT DETROIT (10/28): 4 tackles (3 solo), 1 interception and 1 pass defended.

- Intercepted a QB Matthew Stafford pass intended for WR Golden Tate in the 4th quarter.

VS. MINNESOTA (12/10): 1 solo tackle and 1 fumble recovery; 1 fumble return for a TD.

- Recovered a QB Kirk Cousins fumble forced by DE Jacob Martin and returned it 29 yards for a TD in the 4th quarter.

POSTSEASON:

NFC WILD CARD AT DALLAS (1/5): 3 tackles (2 solo); 3 solo special teams tackles.

2017 (SEATTLE):

- Played in all 16 games with 5 starts.
- 35 tackles (25 solo), 1.5 sacks, 2 interceptions and 9 passes defended; 2 interception returns for TDs.
- 8 special teams tackles (7 solo).

VS. INDIANAPOLIS (10/1): 1 solo tackle, 1 interception and 1 pass defended; 1 interception return for a TD.

- Intercepted a QB Jacoby Brissett pass intended for WR Kamar Aiken on 3rd-and-4 in the 2nd quarter and returned it 28 yards for a TD.

AT N.Y. GIANTS (10/22): 4 solo tackles and 1 pass defended; 1 solo special teams tackle.

AT DALLAS (12/24): 3 tackles (2 solo), 1 interception and 1 pass defended; 1 interception return for a TD.

- Intercepted a QB Dak Prescott pass intended for RB Ezekiel Elliott and returned it 30 yards for a TD in the 3rd quarter.

2016 (NEW ENGLAND):

- Played in 10 games with 1 start.
- Inactive for 6 games.
- 8 solo tackles and 3 passes defended.

AT ARIZONA (9/11): 2 passes defended.

VS. MIAMI (9/18): 2 solo tackles.

AT PITTSBURGH (10/23): 2 solo tackles and 1 pass defended.

POSTSEASON:

AFC DIVISIONAL VS. HOUSTON (1/14): Inactive.

AFC CHAMPIONSHIP VS. PITTSBURGH (1/22): Inactive.

SUPER BOWL LI VS. ATLANTA (2/5): Inactive.

2015 (MINNESOTA/SEATTLE/NEW ENGLAND):

- Played in 10 games with 2 starts.
- Inactive for 6 games.
- 21 tackles (17 solo), 5 passes defended and 1 fumble recovery.
- Signed by New England on Sept. 9, 2015.
- Spent 2 days on Seattle's practice squad.
- Spent offseason and training camp with Minnesota.

VS. JACKSONVILLE (9/27): 3 tackles (2 solo).

- Made his NFL debut.

VS. N.Y. JETS (10/25): 3 tackles (2 solo) and 1 pass defended.

VS. MIAMI (10/29): 5 solo tackles and 1 pass defended.

POSTSEASON:

AFC DIVISIONAL VS. KANSAS CITY (1/16): 3 solo tackles and 1 pass defended.

AFC CHAMPIONSHIP AT DENVER (1/24): 4 solo tackles and 1 pass defended.

BEFORE THE NFL

COLLEGE (TENNESSEE):

- 4-year letterman (2011-14) and 3-year starter.

CAREER: Played in all 49 games with 38 starts; 157 tackles (112 solo), 5 interceptions and 22 passes defended; 1 interception return for a TD.

- Started 34 consecutive games to finish his career.

SENIOR (2014): Started all 13 games; 42 tackles (31 solo), 4 interceptions and 9 passes defended.

JUNIOR (2013): Started all 12 games; 46 tackles (36 solo), 1 interception and 8 passes defended; 1 interception return for a TD.

SOPHOMORE (2012): Played in all 12 games with 9 starts; 59 tackles (35 solo) and 3 passes defended.

TRUE FRESHMAN (2011): Played in all 12 games with 4 starts; 10 solo tackles and 2 passes defended.

HIGH SCHOOL (BRUNSWICK HS – BRUNSWICK, GA.)

- Also lettered in track and field.

SENIOR (2010):

- 1st-team all-state.

JUNIOR (2009): 83 tackles, 6 interceptions and 12 passes defended; 1 kickoff return for a TD.

SOPHOMORE (2008): 71 tackles, 3 sacks, 2 interceptions and 6 passes defended.

OFF THE FIELD

PERSONAL:

- **MAJOR:** Communications studies.

JUSTIN COLEMAN'S NFL REGULAR SEASON STATS

YEAR	TEAM	GP	GS	TACKLES					INTERCEPTIONS					FUMBLES	
				TOT	SOLO	ASST	SK	YDS	INT	YDS	LG	TD	PD	FF	FR
2015	NEW ENGLAND	10	2	21	17	4	0.0	0.0	0	0	0	0	5	0	1
2016	NEW ENGLAND	10	1	8	8	0	0.0	0.0	0	0	0	0	3	0	0
2017	SEATTLE	16	5	35	25	10	1.5	9.0	2	58	30t	2	9	0	0
2018	SEATTLE	16	5	43	33	10	0.5	5.5	1	0	0	0	10	1	2
2019	DETROIT	16	11	53	46	7	0.0	0.0	1	55	55	0	13	3	1
2020	DETROIT	11	5	29	22	7	0.0	0.0	0	0	0	0	1	0	0
NFL TOTALS		79	29	189	151	38	2.0	14.5	4	113	55	2	41	4	4

JUSTIN COLEMAN'S NFL PLAYOFF STATS

YEAR	TEAM	GP	GS	TACKLES					INTERCEPTIONS					FUMBLES	
				TOT	SOLO	ASST	SK	YDS	INT	YDS	LG	TD	PD	FF	FR
2015	NEW ENGLAND	2	0	7	7	0	0.0	0.0	0	0	0	0	2	0	0
2018	SEATTLE	1	0	3	2	1	0.0	0.0	0	0	0	0	0	0	0
PLAYOFF TOTALS		3	0	10	9	1	0.0	0.0	0	0	0	0	2	0	0

ADDITIONAL STATS

Defensive Touchdowns: (Seattle) 28-yard interception return vs. Indianapolis (10/1/17), 30-yard interception return at Dallas (12/24/17), 29-yard fumble return vs. Minnesota (12/10/18).

Special Teams Tackles: (Seattle) 8 in 2017, 12 in 2018 (P-3), (Detroit) 1 in 2019 and 1 in 2020 for total of 22 (P-3).

SINGLE-GAME CAREER HIGHS

Tackles:	10	vs. Washington, 11/15/20
Sacks:	1.0	vs. Philadelphia, 12/3/17
Interceptions:	1	4 times, last: at Green Bay, 10/14/19
Passes Defended:	3	3 times, last: vs. Chicago, 11/28/19
Forced Fumbles:	1	4 times, last: vs. Green Bay, 12/29/19
Fumble Recovery:	1	4 times, last: vs. Kansas City, 9/29/19



38

JAVARIS DAVIS

CORNERBACK // 5-8 // 183 // AUBURN '20
ACQUIRED: WAI., '20 (KC)
HOMETOWN: JACKSONVILLE, FLA. // BORN: 12/26/96
NFL: FIRST SEASON // DOLPHINS: FIRST SEASON

NFL CAREER

TRANSACTIONS:

- Signed to Miami's practice squad on Oct. 5, 2020.
- Released from Miami's practice squad on Oct. 3, 2020.
- Signed to Miami's practice squad on Sept. 6, 2020.
- Waived by Miami on Aug. 6, 2020.
- Awarded off waivers to Miami on July 27, 2020.
- Waived by Kansas City on July 26, 2020.
- Signed by Kansas City as an undrafted college free agent on April 30, 2020.

2020 (KANSAS CITY/MIAMI):

- Spent the season on Miami's practice squad.
- Spent training camp with Miami.
- Spent the offseason with Kansas City.

BEFORE THE NFL

COLLEGE (AUBURN):

CAREER: Played in 49 games with 35 starts; 150 tackles (115 solo), 2 sacks, 8 interceptions, 37 passes defended and 1 forced fumble; 1 interception return for a TD.

SENIOR (2019): Started all 13 games; 43 tackles (29 solo), 2 interceptions and 10 passes defended.

JUNIOR (2018): Played in 12 games with 11 starts; 41 tackles (36 solo), 1 sack, 2 interceptions and 10 passes defended.

SOPHOMORE (2017): Played in 11 games with 6 starts; 29 tackles (19 solo), 2 interceptions, 8 passes defended and 1 forced fumble; 1 interception return for a TD; 1 kickoff return for 29 yards.

REDSHIRT FRESHMAN (2016): Played in all 13 games with 5 starts; 37 tackles (31 solo), 2 interceptions, 1 sack and 9 passes defended.

- Freshman All-American.
- SEC All-Freshman Team.
- Redshirted in 2015.

HIGH SCHOOL (EDWARD H. WHITE HS – JACKSONVILLE, FLA.)

- Also played running back and wide receiver.
- Also ran the 100 meters and 4x100 relay.

SENIOR (2014):

- 1st-team all-state.
- Jacksonville player of the year.

OFF THE FIELD

PERSONAL:

- **MAJOR:** Business.

DOLPHINS WIN THE NFL'S LONGEST GAME

The Dolphins kicked off the 2018 season on Sept. 9 with a 27-20 victory over Tennessee in the longest game played in the NFL since the 1970 AFL/NFL merger at a time of seven hours and eight minutes.

The contest was delayed on two separate occasions due to lightning in the area. The first delay came with 1:11 remaining in the second quarter and lasted one hour and 57 minutes. Following the conclusion of the first half, both teams remained on the field for a halftime duration of three minutes and 30 seconds.

The second delay occurred with 6:57 left in the third quarter and halted play for two hours and two minutes.

At the time of the second stoppage, the Dolphins led 7-3. When play resumed, there was a barrage of scoring as the Dolphins kicked a field goal in the third quarter and both teams scored 17 points each in the fourth quarter, leading Miami to the 27-20 win.

The seven hour and eight minute contest topped the previous NFL record of five hours and 16 minutes in a 2013 game between Chicago and Baltimore.





JESSE DAVIS

GUARD/TACKLE // 6-6 // 318 // IDAHO '15
ACQUIRED: FA, '16
HOMETOWN: ASOTIN, WASH. // BORN: 9/15/91
NFL: FIFTH SEASON // DOLPHINS: FIFTH SEASON

NFL CAREER

TRANSACTIONS:

- Signed by Miami on Jan. 10, 2017.
- Signed to Miami's practice squad on Nov. 22, 2016.
- Released from the N.Y. Jets practice squad on Nov. 15, 2016.
- Signed to the N.Y. Jets practice squad on Nov. 1, 2016.
- Waived by the N.Y. Jets on Aug. 28, 2016.
- Signed by the N.Y. Jets on Jan. 11, 2016.
- Waived by Seattle on Aug. 31, 2015.
- Signed by Seattle as an undrafted college free agent on May 2, 2015.

CAREER HIGHLIGHTS:

- Played in 63 career games with 56 starts.
- 2 miscellaneous tackles.
- 2 miscellaneous fumble recoveries.
- Is only the third player in team history to start games at four different offensive line positions (RT, RG, LG and LT). Jeff Dellenbach started at all five positions while Nate Garner started at LG, C, RG and RT.
- Was the team's only player to participate in all 920 offensive snaps in 2018.
- Became 1 of 5 players in Dolphins history to start at 3 positions on the offensive line in a season (2017) and the only 1st-year player to do so.

2020 (MIAMI):

- Played in all 16 games with 15 starts – 5 at right tackle, 4 at left tackle and 6 at right guard.
- 2 miscellaneous fumble recoveries.
- 1 miscellaneous tackle.
- Served as a team captain.

AT SAN FRANCISCO (10/11):

- Protected QB Ryan Fitzpatrick who posted the 3rd-best QB rating (154.5) in team history (min. 20 att.).

VS. L.A. CHARGERS (11/15):

- Protected QB Tua Tagovailoa and did not allow a sack.
- It was the 1st time the Dolphins did not allow a sack in a game since Oct. 14, 2018 vs. Chicago.

VS. NEW ENGLAND (12/20):

- Started at right guard.
- Helped the team rush for 250 yards, which was Miami's most since Dec. 24, 2016 at Buffalo and the most allowed by New England since Nov. 24, 2013.

2019 (MIAMI):

- Started 15 games – 3 at left tackle and 12 at right tackle.
- Inactive for 1 game.

AT N.Y. GIANTS (12/15):

VS. CINCINNATI (12/22):

AT NEW ENGLAND (12/29):

2018 (MIAMI):

- Started all 16 games.
- Was the team's only player to participate in all 920 offensive snaps.

VS. OAKLAND (9/23):

- Protected QB Ryan Tannehill, who completed 17-of-23 passes (73.9 pct.) for 289 yards and 3 TDs.
- Played 1 defensive snap.

VS. CHICAGO (10/14):

- Protected QB Brock Osweiler, who completed 28-of-44 passes (63.6 pct.) for 380 yards and 3 TDs.
- Blocked for a running game that had 31 carries for 161 yards (5.2 avg.).

VS. NEW ENGLAND (12/9):

- Protected QB Ryan Tannehill, who completed 14-of-19 passes (73.7 pct.) for 265 yards and 3 TDs.
- Blocked for a running game that had 21 carries for 189 yards (9.0 avg.) and 2 TDs.

2017 (MIAMI):

- Played in all 16 games with 10 starts.
- Started 6 games at right guard, 2 at left guard and 2 at right tackle.
- Became 1 of 5 players in Dolphins history to start at 3 positions on the offensive line in a season and the only 1st-year player to do so.

AT L.A. CHARGERS (9/17):

- Played 22 snaps at left guard.
- Made NFL debut.

AT BALTIMORE (10/26):

- Started at left guard.
- Made first NFL start.

VS. DENVER (12/3): Started at right guard.

- Blocked for RB Kenyan Drake, who rushed 23 times for 120 yards (5.2 avg.) and 1 TD.
- It was the 1st 100-yard rushing game of Drake's career.

2016 (MIAMI/N.Y. JETS):

- Spent the season on Miami and the N.Y. Jets practice squads.
- Went to training camp with the N.Y. Jets.

2015 (SEATTLE):

- Went to training camp with Seattle.

BEFORE THE NFL

COLLEGE (IDAHO):

- 4-year letterman (2011-14) and 3-year starter.

CAREER: Played in 39 games with 27 starts.

- Spent first two seasons playing defense and totaled 22 tackles (10 solo), 2 passes defended and 1 fumble recovery.
- Moved from defensive tackle to offensive tackle after his sophomore season (2012).

SENIOR (2014): Played in all 11 games with 9 starts at quick tackle.

JUNIOR (2013): Started 5 games at strong tackle.

- Moved from defensive tackle to offensive tackle during the spring.

SOPHOMORE (2012): Started all 12 games at defensive tackle; 13 tackles (7 solo), 1 pass defended and 1 fumble recovery.

- Led the team with 5 quarterback hurries.

REDSHIRT FRESHMAN (2011): Played in all 11 games with 1 start; 9 tackles (3 solo) and 1 pass defended.

- Redshirted in 2010.

HIGH SCHOOL (ASOTIN HS – ASOTIN, WASH.)

- Played tight end and defensive line.
- Also participated in basketball and baseball.

SENIOR (2009): 10 receptions for 169 yards (16.9 avg.) and 4 TDs; 35 tackles (14 solo), 2 sacks, 1 pass defended, 1 fumble recovery and 1 blocked punt.

- 1st-team all-state at tight end.
- 1st-team all-district at tight end.

JUNIOR (2008):

- 1st-team all-district.

OFF THE FIELD

COMMUNITY:

- Rode the 14-mile Dolphins Ride in the 2020 DCC.
- Annually participated in the AARP Foundation Million Meal Pack to pack more than 1 million meals in a single day for older adults in the South Florida community.
- In 2019, packed meals with the Parkland community following the shooting at Stoneman Douglas High School.
- Participated in the 2019 DCC 5K.
- Participated in the 2018 Dolphins Cancer Challenge Golf Tournament.
- Fished in the 2017 Fins Weekend Fishing Tournament.

PERSONAL:

- **MAJOR:** General studies.

JESSE DAVIS' NFL REGULAR SEASON STATS

GAMES/STARTS: 2017: 16/10, 2018: 16/16, 2019: 15/15, 2020: 16/15

NFL TOTALS: 63/56

ADDITIONAL STATS

Miscellaneous Tackles: 1 in 2019, 1 in 2020 for total of 2.

Miscellaneous Fumble Recoveries: 1 in 2018, 2 in 2020 for total of 3.

THE MIAMI MIRACLE

On Dec. 9, 2018, the Dolphins defeated New England on a 69-yard touchdown with no time remaining, a win dubbed "The Miami Miracle." It was the first time in team history that the Dolphins won a game on a touchdown with no time remaining in the fourth quarter and the 69-yard score was the longest play to win an NFL game with no time remaining in the fourth quarter since the 1970 AFL/NFL merger.

The play began with a pass from QB Ryan Tannehill to WR Kenny Stills. Stills lateraled the ball to WR DeVante Parker, who then lateraled the ball to RB Kenyan Drake. Drake weaved through defenders and picked up a key block from G Ted Larsen before racing to the end zone for the 34-33 victory.



The play went on to win the 2018 Bridgestone Performance NFL Play of the Year.



98

RAEKWON DAVIS

DEFENSIVE TACKLE // 6-7 // 330 // ALABAMA '20
 ACQUIRED: D2B, '20
 HOMETOWN: MERIDIAN, MISS. // BORN: 6/10/97
 NFL: SECOND SEASON // DOLPHINS: SECOND SEASON

NFL CAREER

TRANSACTIONS:

- 2nd-round pick (56th overall) by Miami in the 2020 NFL draft.

CAREER HONORS:

- 2020 PFWA All-Rookie Team.

CAREER HIGHLIGHTS:

- Played in 16 career games with 12 starts.
- 40 tackles (19 solo).
- His 40 tackles in 2020 were 2nd among rookie defensive linemen:

MOST TACKLES AMONG 2020 ROOKIE DEFENSIVE LINEMEN					
PLAYER	TM	TOT	SOLO	ASST	
1. Chase Young	Was.	44	32	12	
2. RAEKWON DAVIS	MIA.	40	19	21	
3. John Penisini	Det.	35	19	16	
4. Derrick Brown	Car.	34	21	13	
5. Javon Kinlaw	SF	33	15	18	

2020 (MIAMI):

- Played in all 16 games with 12 starts.
- 40 tackles (19 solo).

AT NEW ENGLAND (9/13): 1 solo tackle.

- Started in his NFL debut.

VS. L.A. CHARGERS (11/15): 7 tackles (5 solo).

VS. KANSAS CITY (12/13): 5 tackles (3 solo).

HONORS:

- PFWA All-Rookie Team.

BEFORE THE NFL

COLLEGE (ALABAMA):

- 4-year letterman (2016-19) and 3-year starter.

CAREER: Played in 48 games with 32 starts; 175 tackles (67 solo), 11.5 sacks, 1 interception, 1 pass defended, 1 forced fumble and 1 fumble recovery.

SENIOR (2019): Started 12 games; 47 tackles (18 solo) and 0.5 sacks.

- 2nd-team All-America.
- 2nd-team All-SEC.

JUNIOR (2018): Played in all 15 games with 14 starts; 55 tackles (24 solo) and 1.5 sacks.

- 2nd-team All-SEC.

SOPHOMORE (2017): Played in 14 games with 6 starts; 69 tackles (24 solo), 8.5 sacks, 1 interception, 1 pass defended and 1 fumble recovery.

- 1st-team All-SEC.

• Helped his team win the College Football Playoff National Championship.

TRUE FRESHMAN (2016): Played in 7 games; 4 tackles (1 solo), 1 sack and 1 forced fumble.

HIGH SCHOOL (MERIDIAN HS - MERIDIAN, MISS.)

SENIOR (2015): 55 tackles and 8.5 sacks.

- All-America.

OFF THE FIELD

PERSONAL:

- **PRONUNCIATION:** First name is pronounced RAY-kwon
- **MAJOR:** Exercise science.

RAEKWON DAVIS' NFL REGULAR SEASON STATS

YEAR	TEAM	GP	GS	TACKLES					INTERCEPTIONS					FUMBLES		
				TOT	SOLO	ASST	SK	YDS	INT	YDS	LG	TD	PD	FF	FR	
2020	MIAMI	16	12	40	19	21	0.0	0.0	0	0	0	0	0	0	0	0
NFL TOTALS		16	12	40	19	21	0.0	0.0	0	0	0	0	0	0	0	0

SINGLE-GAME CAREER HIGHS

Tackles: 7 vs. L.A. Chargers, 11/15/20



63

MICHAEL DEITER

CENTER/GUARD // 6-6 // 315 // WISCONSIN '19
ACQUIRED: D3, '19
HOMETOWN: CURTICE, OHIO // BORN: 9/3/96
NFL: THIRD SEASON // DOLPHINS: THIRD SEASON

NFL CAREER

TRANSACTIONS:

- 3rd-round pick (78th overall) by Miami in the 2019 NFL Draft.

CAREER HIGHLIGHTS:

- Played in 32 career games with 15 starts.
- His 15 starts as a rookie in 2019 were the most by a Dolphins rookie offensive lineman since Ja'Wuan James started all 16 games in 2014.

2020 (MIAMI):

- Played in all 16 games.

VS. NEW ENGLAND (12/20): Played 23 snaps at left guard.

- Helped the team rush for 250 yards, which was Miami's most since Dec. 24, 2016 at Buffalo and the most allowed by New England since Nov. 24, 2013.

2019 (MIAMI):

- Played in all 16 games with 15 starts at left guard.
- His 15 starts were the most by a Dolphins rookie offensive lineman since Ja'Wuan James started all 16 games in 2014.

AT N.Y. GIANTS (12/15): Started at left guard.

VS. CINCINNATI (12/22): Started at left guard.

AT NEW ENGLAND (12/29): Started at left guard.

BEFORE THE NFL

COLLEGE (WISCONSIN):

- 4-year starter (2015-18).

CAREER: Started all 54 games – 24 at left guard, 14 at center and 14 at left tackle.

- His 54 starts were the most in school history and 2nd in Big Ten history.

SENIOR (2018): Started all 13 games at left guard.

- 1st-team All-American.
- 1st-team All-Big Ten.
- Big Ten Offensive Lineman of the Year.
- Blocked for an offense that averaged 273.4 rushing yards per game, which led the Big Ten and was 6th in the nation.
- Voted a team captain.

JUNIOR (2017): Started all 14 games at left tackle; 1 carry for 4 yards and 1 TD.

- 2nd-team All-American.
- 1st-team All-Big Ten.
- Part of an offensive line unit that allowed just 1.5 sacks per game, which led the Big Ten.
- Helped the offense rank 2nd in the Big Ten in rushing offense (222.9 yards per game) and 3rd in total offense (415.0 yards per game).

SOPHOMORE (2016): Started all 14 games – 10 at center and 4 at left guard.

- Honorable mention All-Big-Ten.
- Helped the offense average 203.1 rushing yards per game.

REDSHIRT FRESHMAN (2015): Started all 13 games – 7 at left guard and 6 at center.

- Honorable mention All-Big-Ten.
- Big Ten All-Freshman Team.
- Redshirted in 2014.

HIGH SCHOOL (GENOA HS – CURTICE, OHIO)

- Played on offensive and defensive line.
- Also lettered in baseball.

SENIOR (2013): 42 solo tackles and 6.5 sacks.

- 1st-team all-state.
- 1st-team all-district.
- 1st-team all-conference.
- District Lineman of the Year.
- Region Lineman of the Year.

JUNIOR (2012):

- 1st-team all-district.
- Named to all-conference team as both offensive and defensive lineman.

OFF THE FIELD

COMMUNITY:

- In 2019, collaborated with fellow Dolphins rookies and Neighbors4Neighbors to sponsor four South Florida families with holiday gifts and game tickets.
- Volunteered with Feeding South Florida to pack food for local families in need and participated in the military cultural tour through Football Unites.

PERSONAL:

- **PRONUNCIATION:** Last name is pronounced DEE-ter.
- **MAJOR:** Retailing and consumer behavior.

MICHAEL DEITER'S NFL REGULAR SEASON STATS

GAMES/STARTS: 2019: 16/15, 2020: 16/0

NFL TOTALS: 32/15

ADDITIONAL STATS

Receptions: 1 for 0 yards in 2019.

Miscellaneous Tackles: 3 in 2019.



49

SAM EGUAVOEN

LINEBACKER // 6-1 // 236 // TEXAS TECH '15

ACQUIRED: FA, '19

HOMETOWN: GARLAND, TEXAS // BORN: 2/22/93

NFL: THIRD SEASON // DOLPHINS: THIRD SEASON

NFL CAREER

TRANSACTIONS:

- Signed by Miami on Jan. 7, 2019.
- Signed by the Saskatchewan Roughriders of the Canadian Football League on Feb. 24, 2016.

CAREER HIGHLIGHTS:

- Played in 32 career games with 7 starts.
- 45 tackles (24 solo), 3.5 sacks, 2 passes defended and 1 fumble recovery.
- 6 special teams tackles (3 solo).
- His 3.5 sacks in 2019 were 2nd on the team.

2020 (MIAMI):

- Played in all 16 games with 1 start.
- 5 tackles (3 solo) and 1 pass defended.
- 4 special teams tackles (2 solo).

AT SAN FRANCISCO (10/11): 2 solo tackles.

VS. N.Y. JETS (10/18): 2 tackles (1 solo) and 1 pass defended.

VS. KANSAS CITY (12/13): Started but did not record any stats.

2019 (MIAMI):

- Played in all 16 games with 6 starts.
- 40 tackles (21 solo), 3.5 sacks and 1 pass defended and 1 fumble recovery.
- 2 special teams tackles (1 solo).
- His 3.5 sacks were 2nd on the team.

AT PITTSBURGH (10/28): 3 solo tackles and 1 sack; 1 solo special teams tackle.

- Sacked QB Mason Rudolph in the 3rd quarter.
- It was his 1st career sack.

VS. PHILADELPHIA (12/1): 4 solo tackles and 1 sack.

- Sacked QB Carson Wentz in the 3rd quarter.

AT N.Y. GIANTS (12/15): 2 tackles (1 solo), 1 sack and 1 pass defended.

- Sacked QB Eli Manning in the 1st quarter.

2018 (SASKATCHEWAN ROUGHRIDERS-CFL):

- Started 18 games.
- 81 tackles, 1 interception, 2 forced fumbles and 1 fumble recovery; 1 interception return for TD and 1 fumble recovery TD.
- 10 special teams tackles.

POSTSEASON:

- Started 1 game.
- 9 tackles.
- 1 special teams tackle.

2017 (SASKATCHEWAN ROUGHRIDERS-CFL):

- Played in 14 games with 11 starts.
- 57 tackles.
- 2 special teams tackles.

POSTSEASON:

- Started 2 games.
- 5 tackles and 1 interception.
- 1 special teams tackle.

2016 (SASKATCHEWAN ROUGHRIDERS-CFL):

- Started 6 games.
- 21 tackles.
- 2 special teams tackles.

BEFORE THE NFL

COLLEGE (TEXAS TECH):

- 4-year letterman (2011-14) and 3-year starter.

CAREER: Played in 48 games with 37 starts; 225 tackles (156 solo), 3.5 sacks, 1 interception, 5 passes defended, 2 forced fumbles and 1 fumble recovery.

SENIOR (2014): Started 10 games; 73 tackles (48 solo), 2 sacks, 1 interception, 3 passes defended, 1 forced fumble and 1 fumble recovery.

- Honorable mention All-Big 12.

JUNIOR (2013): Started all 13 games; 70 tackles (46 solo), 1.5 sacks, 2 passes defended and 1 forced fumble.

- His 70 tackles were third on the team.

SOPHOMORE (2012): Played in all 13 games with 9 starts; 52 tackles (37 solo).

TRUE FRESHMAN (2011): Played in 12 games with 5 starts; 30 tackles (25 solo).

- Big 12 All-Freshman team.

HIGH SCHOOL (LAKEVIEW CENTENNIAL HS – GARLAND, TEXAS)

SENIOR (2010):

- 118 tackles (64 solo), 4 sacks, 1 interception, 2 passes defended, 2 forced fumbles and 2 fumble recoveries.
- 2nd-team all-district.

OFF THE FIELD

COMMUNITY:

- In 2019, collaborated with fellow Dolphins rookies and Neighbors4Neighbors to sponsor four South Florida families with holiday gifts and game tickets.
- Volunteered with Big Brothers Big Sisters of Miami for the Dolphins Kids Cook-Off at Publix and Top Golf event through Football Unites.
- Packed food for local families in need with Feeding South Florida through Football Unites.

PERSONAL:

- **PRONUNCIATION:** Last name is pronounced eh-gwahv-ON.
- **MAJOR:** Sociology.

SAM EGUAVOEN'S NFL REGULAR SEASON STATS


YEAR	TEAM	GP	GS	TACKLES					INTERCEPTIONS					FUMBLES	
				TOT	SOLO	ASST	SK	YDS	INT	YDS	LG	TD	PD	FF	FR
2019	MIAMI	16	6	40	21	19	3.5	22.5	0	0	0	0	1	0	1
2020	MIAMI	16	1	5	3	2	0.0	0.0	0	0	0	0	1	0	0
NFL TOTALS		32	7	45	24	21	3.5	22.5	0	0	0	0	2	0	1

ADDITIONAL STATS

Special Teams Tackles: 2 in 2019, 4 in 2020 for total of 6.

SINGLE-GAME CAREER HIGHS

- Tackles:** 8 at Dallas, 9/22/19
- Sacks:** 1 4 times, last: vs. N.Y. Jets, 10/18/20
- Passes Defended:** 1 twice, last: vs. N.Y. Jets, 10/18/20
- Fumble Recoveries:** 1 at New England, 12/29/19



46

TINO ELLIS

CORNERBACK // 6-1 // 195 // MARYLAND '20
 ACQUIRED: FA, '20
 HOMETOWN: REISTERSTOWN, MD. // BORN: 10/15/97
 NFL: FIRST SEASON // DOLPHINS: FIRST SEASON

NFL CAREER

TRANSACTIONS:

- Signed to Miami's practice squad on Oct. 15, 2020.
- Waived by New Orleans on Aug. 19, 2020.
- Signed by New Orleans as an undrafted college free agent on April 29, 2020.

2020 (NEW ORLEANS/MIAMI):

- Spent 11 games on Miami's practice squad.
- Spent the offseason and training camp with New Orleans.

BEFORE THE NFL

COLLEGE (MARYLAND):

- 4-year letterman (2016-19) and 3-year starter.

CAREER: Played in 42 games with 25 starts; 72 tackles (53 solo), 1 interception and 22 passes defended.

SENIOR (2019): Started 6 games; 13 tackles (10 solo) and 2 passes defended.

JUNIOR (2018): Started all 12 games; 23 tackles (19 solo), 1 interception and 12 passes defended.

- Honorable mention All-Big Ten.

SOPHOMORE (2017): Played in all 12 games with 6 starts; 27 tackles (19 solo) and 5 passes defended.

TRUE FRESHMAN (2016): Played in 12 games with 1 start; 9 tackles (5 solo) and 3 passes defended.

HIGH SCHOOL (DEMATHA CATHOLIC HS – HYATTSVILLE, MD.)

- Won 3 conference championships.

SENIOR (2015):


- All-American.

- 1st-team all-conference.

OFF THE FIELD

PERSONAL:

- **MAJOR:** Criminal justice.



72

JERMAINE ELUEMUNOR

OFFENSIVE LINE // 6-4 // 345 // TEXAS A&M '17

ACQUIRED: FA, '21

HOMETOWN: DENVILLE, N.J. // BORN: 12/13/94

NFL: FIFTH SEASON // DOLPHINS: FIRST SEASON

NFL CAREER

TRANSACTIONS:

- Signed by Miami on June 14, 2021.
- Traded from Baltimore to New England on Aug. 29, 2019.
- Promoted from Baltimore's practice squad on Oct. 23, 2018.
- Signed to Baltimore's practice squad on Sept. 25, 2018.
- Waived by Baltimore on Sept. 22, 2018.
- 5th-round pick (159th overall) by Baltimore in the 2017 NFL Draft.

CAREER HONORS:

- 2017 PFWA All-Rookie Team.

CAREER HIGHLIGHTS:

- Played in 39 career games with 11 starts – 5 at right tackle, 4 at left tackle and 2 at right guard.
- Appeared in 1 postseason game with Baltimore.

2020 (NEW ENGLAND):

- Played in 12 games with 8 starts – 5 at right tackle and 3 at left tackle.
- Dressed but did not play in 1 game.
- Missed 3 games after being placed on injured reserve on Oct. 21.

VS. LAS VEGAS (9/27):

- Helped the team rush for 250 yards and 2 TDs.

AT L.A. CHARGERS (12/6):

- Helped the team rush for 165 yards and 2 TDs.

VS. N.Y. JETS (1/3):

- Helped the team rush for 166 yards and pass for 238 yards and 4 TDs.

2019 (NEW ENGLAND):

- Played in 10 games.
- Inactive for 5 games.
- Dressed but did not play in 1 game.

AT N.Y. JETS (10/21): Appeared on special teams and as an extra offensive lineman.

2018 (BALTIMORE):

- Played in 9 games with 1 start.
- Inactive for 2 games.
- Spent 4 games on the practice squad.

AT CAROLINA (10/28): Appeared on special teams and as a reserve offensive lineman.

VS. PITTSBURGH (11/4): Started at left tackle.

VS. CINCINNATI (11/18): Appeared on special teams and as a reserve offensive lineman.

POSTSEASON:

AFC WILD CARD VS. L.A. CHARGERS (1/6):

Appeared on special teams and as a reserve offensive lineman.

2017 (BALTIMORE):

- Played in 8 games with 2 starts.
- Inactive for 8 games.

AT JACKSONVILLE (9/24): Played 15 snaps at right guard.

- Made his NFL debut.

VS. CHICAGO (10/15): Started at right guard.

- Made his 1st NFL start.
- Helped the team rush for 125 yards.

AT MINNESOTA (10/22): Started at right guard.

BEFORE THE NFL

COLLEGE (TEXAS A&M):

- 2-year letterman (2015-16) and 1-year starter.
- Transferred from Lackawanna College following his

CAREER (AT TEXAS A&M): Played in 25 games with 13 starts – 8 at right tackle, 4 at right guard and 1 at left guard.

SENIOR (2016 AT TEXAS A&M): Started 12 games; – 8 at right tackle and 4 at right guard.

REDSHIRT JUNIOR (2015 AT TEXAS A&M): Played in all 13 games with 1 start at left guard.

JUNIOR (2014 AT TEXAS A&M): Redshirted after transferring to Texas A&M.

SOPHOMORE (2013 AT LACKAWANNA): Played in 10 games.

- 2nd-team All-Northeast Conference.
- Helped the team average 379 offensive yards per game.

TRUE FRESHMAN (2012 AT LACKAWANNA): Played in 10 games.

HIGH SCHOOL (MORRIS KNOLLS HS – DENVILLE, N.J.)

- Also lettered in wrestling.

SENIOR (2011):

- Reached the state championship in wrestling as a heavyweight.

OFF THE FIELD

PERSONAL:

- **PRONUNCIATION:** Last name is pronounced eh-LOO-muh-nor.
- **MAJOR:** Youth development.
- Born in London, England where he played soccer and rugby.

JERMAINE ELUEMUNOR'S NFL REGULAR SEASON STATS

GAMES/STARTS: (Baltimore) 2017: 8/2, 2018: 9/1, (New England) 2019: 10/0, 12/8

NFL TOTALS: 39/11

JERMAINE ELUEMUNOR'S NFL PLAYOFF STATS

GAMES/STARTS: (Baltimore) 2018: 1/0

PLAYOFF TOTALS: 1/0



42 CLAYTON FEJEDELEM

SAFETY // 6-1 // 205 // ILLINOIS '16
ACQUIRED: UFA, '20 (CIN.)
HOMETOWN: LEMONT, ILL. // BORN: 6/2/93
NFL: SIXTH SEASON // DOLPHINS: SECOND SEASON

NFL CAREER

TRANSACTIONS:

- Signed by Miami as an unrestricted free agent from Cincinnati on March 21, 2020.
- 7th-round pick (245th overall) by Cincinnati in the 2016 NFL Draft.

CAREER HIGHLIGHTS:

- Played in 77 career games with 6 starts.
- 81 tackles (56 solo), 1 interception, 2 passes defended, 2 forced fumbles and 2 fumble recoveries; 1 fumble return for a TD.
- 45 special teams tackles (26 solo).
- 4 carries for 29 yards (7.3 avg.).
- Played 64 consecutive games to begin his NFL career.

2020 (MIAMI):

- Played in 13 games.
- Inactive for 3 games.
- 1 solo tackle.
- 9 special teams tackles (5 solo).
- 1 carry for 1 yard.
- Served as a team captain.

VS. SEATTLE (10/4): 1 solo special teams tackle.

- Made his Dolphins debut.

AT SAN FRANCISCO (10/11): 1 carry for 1 yard.

- Rushed for 1 yard on a fake punt to convert a 4th-

and-1 to extend a drive that ended in a Miami TD.

AT LAS VEGAS (12/26): 1 solo special teams tackle; 1 forced fumble and 1 fumble recovery; 1 carry for 22 yards.

- Rushed for 22 yards on a fake punt to convert a 4th-and-1 to extend a drive that ended in a Miami FG.

2019 (CINCINNATI):

- Played in all 16 games.
- 13 tackles (12 solo).
- 2 special teams tackles (1 solo).

AT BUFFALO (9/22): 2 solo tackles.

AT BALTIMORE (10/13): 3 solo tackles.

VS. CLEVELAND (12/29): 1 solo tackle and 1 solo special teams tackle.

2018 (CINCINNATI):

- Played in all 16 games with 1 start.
- 22 tackles (18 solo), 1 forced fumble and 1 fumble recovery; 1 fumble return for a TD.
- 13 special teams tackles (5 solo).
- 2 carries for 6 yards (3.0 avg.).

AT INDIANAPOLIS (9/9): 10 tackles (9 solo), 1 forced fumble and 1 fumble recovery; 1 fumble return for a game-clinching TD.

- Forced a fumble by TE Jack Doyle in the 4th quarter and returned it 83 yards for a TD.

VS. PITTSBURGH (10/14): 4 tackles (2 solo).

VS. NEW ORLEANS (11/11): 3 solo tackles.

2017 (CINCINNATI):

- Played in all 16 games with 5 starts.
- 42 tackles (22 solo), 1 interception and 2 passes defended.
- 14 special teams tackles (11 solo).

AT CLEVELAND (10/1): 1 interception, 1 pass defended and 2 assisted special teams tackles.

- Intercepted QB DeShone Kizer in the 2nd quarter and returned it for 5 yards.
- It was his 1st career interception.

AT TENNESSEE (11/12): 6 tackles (4 solo) and 1 pass defended.

VS. CHICAGO (12/10): 10 tackles (5 solo) and 1 solo special teams tackle.

2016 (CINCINNATI):

- Played in all 16 games.
- 3 solo tackles.
- 7 special teams tackles (4 solo).

AT N.Y. JETS (9/11): Played but did not record any stats.

- Made his NFL debut.

AT NEW ENGLAND (10/16): 2 special teams tackles (1 solo).

AT BALTIMORE (11/27): 3 solo tackles.

BEFORE THE NFL

COLLEGE (ILLINOIS):

- 2-year letterman and 1-year starter (2014-15).
- Transferred from St. Xavier following his sophomore season (2013).

CAREER (AT ILLINOIS): Played in all 25 games with 13 starts; 191 tackles (102 solo), 2 interceptions, 11 passes defended, 1 forced fumble and 1 fumble recovery; 1 blocked punt return for a TD.

SENIOR (2015 AT ILLINOIS): Started all 12 games;

140 tackles (74 solo), 2 interceptions, 9 passes defended and 1 forced fumble; 1 blocked punt return for a TD.

- His 140 tackles were the most in school history since 2006.
- His 11.7 tackles per game led the Big Ten and ranked 5th in the nation.
- 2nd-team All-Big Ten.
- Team captain.

REDSHIRT JUNIOR (2014 AT ILLINOIS): Played in all 13 games with 1 start; 51 tackles (28 solo), 2 passes defended and 1 fumble recovery.

JUNIOR (2013 AT ILLINOIS): Redshirted after transferring to Illinois.

SOPHOMORE (2012 AT ST. XAVIER): Started all 13 games; 87 tackles, 1 sack, 3 interceptions, 11 passes defended and 2 fumble recoveries.

- 2nd-team All-Mid-State Football Association.

TRUE FRESHMAN (2011 AT ST. XAVIER): Played in 11 games with 7 starts; 68 tackles (45 solo), 1 sack, 5 interceptions, 14 passes defended, 3 forced fumbles and 4 fumble recoveries; 1 interception return for a TD; 1 punt return for 16 yards (16.0 avg.); 1 kick return for 20 yards (20.0 avg.) and 1 blocked kick.

HIGH SCHOOL (LEMONT HS - LEMONT, ILL.)

- Also lettered in wrestling and lacrosse.

SENIOR (2010):

- All-state.
- All-conference.
- South Suburban Blue Player of the Year.

JUNIOR (2009):

- All-conference.

OFF THE FIELD

PERSONAL:

- **PRONUNCIATION:** Last name is pronounced FEDGE-uh-lemm.
- **MAJOR:** Communication.

CLAYTON FEJEDELEM'S NFL REGULAR SEASON STATS

YEAR	TEAM	GP	GS	TACKLES					INTERCEPTIONS					FUMBLES		
				TOT	SOLO	ASST	SK	YDS	INT	YDS	LG	TD	PD	FF	FR	
2016	CINCINNATI	16	0	3	3	0	0.0	0.0	0	0	0	0	0	0	0	0
2017	CINCINNATI	16	5	42	22	20	0.0	0.0	1	5	5	0	2	0	0	0
2018	CINCINNATI	16	1	22	18	4	0.0	0.0	0	0	0	0	0	1	1	1
2019	CINCINNATI	16	0	13	12	1	0.0	0.0	0	0	0	0	0	0	0	0
2020	MIAMI	13	0	1	1	0	0.0	0.0	0	0	0	0	0	1	1	1
NFL TOTALS		77	6	81	56	25	0.0	0.0	1	5	5	0	2	2	2	2

ADDITIONAL STATS

Special Teams Tackles: (Cincinnati) 7 in 2016, 14 in 2017, 13 in 2018, 2 in 2019, (Miami) 9 in 2020 for total of 45.

Defensive Touchdowns: 1 fumble return in 2018.

Blocked Kicks: 1 punt in 2018.

Rushing: (Cincinnati) 2 carries for 6 yards (3.0 avg.) in 2018, (Miami) 2 carries for 23 yards (11.5 avg.) in 2020 for total of 4 carries for 29 yards (7.3 avg.).

SINGLE-GAME CAREER HIGHS

Tackles:	10	Twice, last: at Indianapolis, 9/9/18
Interceptions:	1	at Cleveland, 10/1/17
Passes Defended:	1	Twice, last: at Tennessee, 11/12/17
Forced Fumbles:	1	Twice, last: at Las Vegas, 12/26/20
Fumble Recoveries:	1	Twice, last: at Las Vegas, 12/26/20



NFL CAREER

TRANSACTIONS:

- 6th-round pick (185th overall) by Miami in the 2020 NFL Draft.

CAREER HIGHLIGHTS:

- Played in 16 career games.
- 2 special teams tackles (1 solo).

2020 (MIAMI):

- Played in all 16 games.
- 2 special teams tackles (1 solo).
- Helped K Jason Sanders set a franchise record by converting 92.3 pct. of his FGs in 2020.

AT NEW ENGLAND (9/13): Played but did not record any stats.

- Made his NFL debut.

VS. L.A. CHARGERS (11/15): Played but did not record any stats.

- K Jason Sanders set a team record for consecutive FGs with 22.

AT LAS VEGAS (12/26): 1 solo special teams tackle.

BEFORE THE NFL

COLLEGE (LSU):

- 4-year letterman (2016-19).

CAREER: Played in 53 consecutive games at long snapper.

- Became the 1st long snapper in LSU football history to be named a permanent team captain.

SENIOR (2019): Played in all 15 games.

- Team captain.
- Helped his team win the College Football Playoff National Championship.

JUNIOR (2018): Played in all 13 games; 2 special teams tackles.

- 1st-team All-American.
- Team captain.

SOPHOMORE (2017): Played in all 13 games; 1 tackle and 1 forced fumble.

REDSHIRT FRESHMAN (2016): Played in all 12 games.

- Redshirted in 2015.

HIGH SCHOOL (BUFORD HS – BUFORD, GA.)

SENIOR (2014):

- Winner of the Chris Rubio Award (nation's top high school long snapper).

JUNIOR (2013):

- Winner of the Chris Rubio Award (nation's top high school long snapper).

OFF THE FIELD

COMMUNITY:

- Has Type 1 diabetes and volunteers with the Juvenile Diabetes Research Foundation to raise funds and awareness.
- Chose JDRF as his cause for the NFL's My Cause My Cleats program and participated in the JDRF West Palm Beach chapter's 2021 virtual gala.

PERSONAL:

- His brother, Reid Ferguson, is the long snapper for the Buffalo Bills and was the starting long snapper at LSU (2012-15).
- **GRADUATE DEGREE:** Master's in Business Administration.
- **MAJOR:** Marketing.

BLAKE FERGUSON'S NFL REGULAR SEASON STATS

GAMES/STARTS: 2020: 16/0

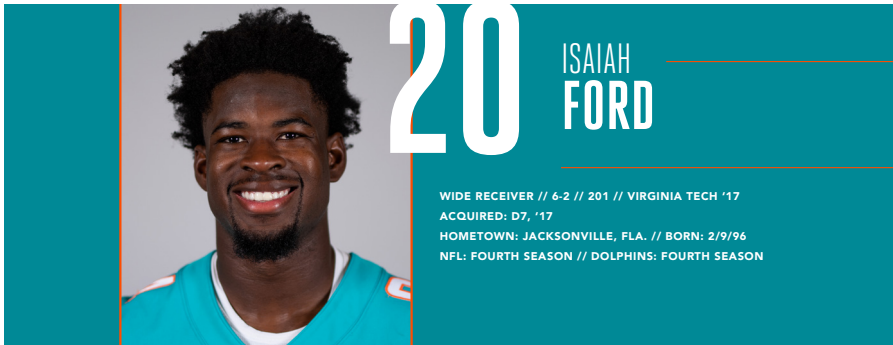
NFL TOTALS: 16/0

ADDITIONAL STATS

Special Teams Tackles: (Miami) 2 in 2020.

DOLPHINS BEFORE AND AFTER BYES

The Dolphins did not have a game preceding their bye in 1992 or 2017 because their season openers were rescheduled to the bye week due to hurricane threats. Since the NFL first instituted the open week in 1990, the Dolphins are 15-15 in games preceding the bye week. Miami owns an 18-14 record in games following a bye week.



NFL CAREER

TRANSACTIONS:

- Promoted from Miami's practice squad on Dec. 30, 2020.
- Signed to Miami's practice squad on Dec. 14, 2020.
- Waived by New England on Dec. 5, 2020.
- Traded from Miami to New England on Nov. 3, 2020.
- Promoted from Miami's practice squad on Nov. 27, 2019.
- Signed to Miami's practice squad on Nov. 1, 2019.
- Waived by Miami on Oct. 30, 2019.
- Promoted from Miami's practice squad on Sept. 25, 2019.
- Signed to Miami's practice squad on Sept. 1, 2019.
- Waived by Miami on Aug. 31, 2019.
- Promoted from Miami's practice squad on Nov. 28, 2018.
- Signed to Miami's practice squad on Sept. 3, 2018.
- Waived by Miami on Sept. 1, 2018.
- 7th-round pick (237th overall) by Miami in the 2017 NFL draft.

CAREER HIGHLIGHTS:

- Played in 19 games with 1 start.
- 51 receptions for 520 yards (10.2 avg.).
- 1 carry for 11 yards.

2020 (MIAMI/NEW ENGLAND):

- Played in 10 games with 1 start with Miami.
- Promoted to Miami's active roster on Dec. 30, 2020.
- Elevated to the active roster for 2 games with Miami.
- 28 receptions for 276 yards (9.9 avg.) with Miami.
- Signed to Miami's practice squad on Dec. 14, 2020.
- Waived by New England on Dec. 5.
- Inactive for 2 games with New England.
- Dressed but did not play in 1 game with New England.
- Traded to from Miami to New England on Nov. 3, 2020.

VS. BUFFALO (9/20): 7 receptions for 76 yards (10.9 avg.).

AT JACKSONVILLE (9/24): 2 receptions for 14 yards (7.0 avg.).

AT SAN FRANCISCO (10/11): 2 receptions for 23 yards (11.5 avg.).

2019 (MIAMI):

- Played in 8 games.
- Inactive for 1 game.
- 23 receptions for 244 yards (10.6 avg.); 1 carry for 11 yards.
- Spent two stints on the practice squad.

AT N.Y. JETS (12/8): 6 receptions for 92 yards (15.3 avg.).

VS. CINCINNATI (12/22): 5 receptions for 68 yards (13.6 avg.).

- Caught 2 passes for 43 yards (21.5 avg.) on the game-winning drive in overtime.

AT NEW ENGLAND (12/29): 7 receptions for 54 yards (7.7 avg.); 1 carry for 11 yards.

2018 (MIAMI):

- Played in 1 game.
- Inactive for 4 games.
- Promoted from Miami's practice squad on Nov. 28.

VS. BUFFALO (12/2): Played 13 offensive snaps.

- Made NFL debut.

2017 (MIAMI):

- Missed the entire season after being placed on injured reserve on Aug. 19.

BEFORE THE NFL

COLLEGE (VIRGINIA TECH):

- 3-year starter (2014-16).

CAREER: Played in 40 games with 37 starts; 210 receptions for 2,967 yards (14.1 avg.) and 24 TDs.

- Left school as the only player in ACC history to hold sole possession of his school's career records for receptions, receiving yards and receiving TDs.

JUNIOR (2016): Started all 14 games; 79 receptions for 1,094 yards (13.9 avg.) and 7 TDs; 6 carries for 33 yards (5.5 avg.).

- His 79 receptions were a single-season school record.
 - Consensus 2nd-team All-ACC.
- SOPHOMORE (2015):** Played in all 13 games with 12 starts; 75 receptions for 1,164 yards (15.5 avg.) and 11 TDs; 7 carries for 51 yards (7.3 avg.).
- His 1,164 receiving yards and 11 TD receptions were single-season school records.
 - 1st-team All-ACC.

- TRUE FRESHMAN (2014):** Played in all 13 games with 11 starts; 56 receptions for 709 yards (12.7 avg.) and 6 TDs; 4 carries for 0 yards.
- His 56 receptions and 709 receiving yards led the team.
 - Honorable mention All-ACC.

HIGH SCHOOL (TRINITY CHRISTIAN ACADEMY – JACKSONVILLE, FLA.)

- Also played basketball, averaging 37 points per game as a senior and earning 1st-team All-First Coast honors.

SENIOR (2013): 717 receiving yards and 12 receiving TDs; 401 rushing yards and 4 rushing TDs; 1 TD pass.

- All-state.

OFF THE FIELD

COMMUNITY:

- In 2020, launched the Be the Change scholarship fund for Black student athletes from Westside HS in his hometown Jacksonville.
- In 2019, partnered with Special Olympics Florida to surprise athletes at Miami Southridge High School at their annual ceremony.

PERSONAL:

- **MAJOR:** Human development.

ISAIAH FORD'S NFL REGULAR SEASON STATS

YEAR	TEAM	GP	GS	RECEIVING					RUSHING				
				REC	YDS	AVG	LG	TD	ATT	YDS	AVG	LG	TD
2017	MIAMI			INJURED RESERVE									
2018	MIAMI	1	0	0	0	0.0	0	0	0	0	0.0	0	0
2019	MIAMI	8	0	23	244	10.6	28	0	1	11	11.0	11	0
2020	MIAMI	10	1	28	276	9.9	18	0	0	0	0.0	0	0
NFL TOTALS		19	1	51	520	10.2	28	0	1	11	11.0	11	0

ADDITIONAL STATS

Miscellaneous Tackles: 1 in 2019.

SINGLE-GAME CAREER HIGHS

Receptions: 7 Twice, last: vs. Buffalo, 9/20/20
Receiving Yards: 92 at N.Y. Jets, 12/8/19
Longest Rec.: 28 at N.Y. Jets, 12/8/19

2018 GAME-BY-GAME STATS (MIAMI)

DATE	OPPONENT	P/S	REC	YDS	AVG	LG	TD
09/09	TENNESSEE						
09/16	at N.Y. Jets						
09/23	OAKLAND						
09/30	at New England						
10/07	at Cincinnati						
10/14	CHICAGO						
10/21	DETROIT						
10/25	at Houston						
11/04	N.Y. JETS						
11/11	at Green Bay						
11/25	at Indianapolis						
12/02	BUFFALO	1/0	0	0	0.0	0	0
12/09	NEW ENGLAND						
12/16	at Minnesota						
12/23	JACKSONVILLE						
12/30	at Buffalo						
2018 TOTALS		1/0	0	0	0.0	0	0

2019 GAME-BY-GAME STATS (MIAMI)


DATE	OPPONENT	P/S	REC	YDS	AVG	LG	TD
09/08	BALTIMORE						
09/15	NEW ENGLAND						
09/22	at Dallas						
09/29	L.A. CHARGERS	1/0	2	9	4.5	7	0
10/13	WASHINGTON	1/0	0	0	0.0	0	0
10/20	at Buffalo	1/0	0	0	0.0	0	0
10/28	at Pittsburgh						
11/03	N.Y. JETS						
11/10	at Indianapolis						
11/17	BUFFALO						
11/24	at Cleveland						
12/01	PHILADELPHIA	1/0	0	0	0.0	0	0
12/08	at N.Y. Jets	1/0	6	92	15.3	25	0
12/15	at N.Y. Giants	1/0	3	21	7.0	8	0
12/22	CINCINNATI	1/0	5	68	13.6	28	0
12/29	at New England	1/0	7	54	7.7	15	0
2019 TOTALS		8/0	23	244	10.6	28	0

STOFA TWICE TRADED BY DOLPHINS

The only player for whom the Dolphins received trade value twice is QB John Stofa. Stofa, who joined Miami as a free agent in 1966, was traded on December 26, 1967, to Cincinnati for first- and second-round draft choices in 1968. He re-joined the Dolphins as a free agent in 1969 and was traded on November 23, 1971, to Denver for a seventh-round pick in 1972.

2020 GAME-BY-GAME STATS (MIAMI/NEW ENGLAND)

DATE	OPPONENT	P/S	REC	YDS	AVG	LG	TD
09/13	at New England	1/0	2	13	6.5	8	0
09/20	BUFFALO	1/0	7	76	10.9	14	0
09/24	at Jacksonville	1/0	2	14	7.0	11	0
10/04	SEATTLE	1/0	4	48	12.0	17	0
10/11	at San Francisco	1/0	2	23	11.5	15	0
10/18	N.Y. JETS	1/0	0	0	0.0	0	0
11/01	L.A. RAMS	1/0	1	10	10.0	10	0
MIAMI TOTALS		7/0	18	184	10.2	17	0
11/15	BALTIMORE		DID NOT PLAY				
11/22	CINCINNATI		INACTIVE				
11/29	ARIZONA		INACTIVE				
NEW ENGLAND TOTALS		0/0	0	0	0.0	0	0
12/20	NEW ENGLAND	1/0	3	18	6.0	8	0
12/26	at Las Vegas	1/0	4	37	9.3	13	0
01/03	at Buffalo	1/1	3	37	12.3	18	0
MIAMI TOTALS		3/1	10	92	9.2	18	0
2020 TOTALS		10/1	28	276	9.9	18	0



16

ROBERT FOSTER

WIDE RECEIVER // 6-2 // 194 // ALABAMA '18
ACQUIRED: FA, '21
HOMETOWN: MONACA, PA. // BORN: 5/7/94
NFL: FOURTH SEASON // DOLPHINS: FIRST SEASON

NFL CAREER

TRANSACTIONS:

- Signed by Miami on March 18, 2021.
- Signed by Washington on Oct. 22, 2020.
- Signed to Green Bay's practice squad on Sept. 9, 2020.
- Waived by Buffalo on Sept. 5, 2020.
- Promoted from Buffalo's practice squad on Nov. 10, 2018.
- Signed to Buffalo's practice squad on Oct. 20, 2018.
- Waived by Buffalo on Oct. 18, 2018.
- Signed by Buffalo as an undrafted college free agent on May 11, 2018.

CAREER HIGHLIGHTS:

- Played in 30 career games with 7 starts.
- 32 receptions for 642 yards (20.1 avg.) and 3 TDs.
- 2 carries for 29 yards (14.5 avg.).

2020 (BUFFALO/GREEN BAY/WASHINGTON):

- Played in 4 games with 2 starts with Washington.
- Inactive for 6 games with Washington.
- Signed by Washington on Oct. 22.
- 2 receptions for 37 yards (18.5 avg.) with Washington.
- 1 assisted special teams tackle.
- Spent 6 games on Green Bay's practice squad.
- Signed to Green Bay's practice squad on Sept. 9.
- Waived by Buffalo on Sept. 5.

- Spent the offseason and training camp with Buffalo.

VS. SEATTLE (12/20): 1 reception for 9 yards.

VS. CAROLINA (12/27): 1 reception for 28 yards.

POSTSEASON:

NFC WILD CARD VS. TAMPA BAY (1/9): Played but did not record any stats.

2019 (BUFFALO):

- Played in 13 games with 2 starts.
- Inactive for 3 games.
- 3 receptions for 64 yards (21.3 avg.).
- 2 carries for 29 yards (14.5 avg.).
- 4 solo special teams tackles.
- 1 miscellaneous tackle.

AT CLEVELAND (11/10): 1 reception for 20 yards.

VS. DENVER (11/24): 1 reception for 24 yards; 1 carry for 22 yards.

AT DALLAS (11/28): 1 reception for 20 yards; 1 carry for 7 yards.

POSTSEASON:

AFC WILD CARD AT HOUSTON (1/4): Inactive.

2018 (BUFFALO):

- Played in 13 games with 3 starts.
- Spent 3 games on Buffalo's practice squad.
- 27 receptions for 541 yards (20.0 avg.) and 3 TDs.
- 1 solo special teams tackle.
- 2 miscellaneous tackles.

VS. JACKSONVILLE (11/25): 2 receptions for 94 yards (47.0 avg.) and 1 TD.

- Hauled in a 75-yard TD pass from QB Josh Allen in the 1st quarter to extend Buffalo's lead to 14-0.
- VS. DETROIT (12/16):** 4 receptions for 108 yards (27.0 avg.) and 1 TD.
- Caught a 42-yard TD pass from QB Josh Allen to give Buffalo a 14-13 lead.
- AT N.Y. JETS (11/11):** 3 receptions for 105 yards (35.0 avg.).

- REDSHIRT FRESHMAN (2014):** Played in 9 games; 6 receptions for 44 yards (7.3 avg.).
- Redshirted in 2013.

HIGH SCHOOL (CENTRAL VALLEY HS – MONACA, PA.)

- Also played basketball
- SENIOR (2012):** 45 receptions for 756 yards (16.8 avg.) and 14 TDs; 549 rushing yards and 12 TDs; 67 tackles, 4 interceptions and 12 passes defended.
- All-American.
 - All-state.
- JUNIOR (2011):** 37 receptions for 584 yards (15.8 avg.) and 5 TDs; 419 rushing yards and 2 TDs.
- All-state.
- SOPHOMORE (2010):** 25 receptions for 520 yards (20.8 avg.) and 7 TDs; 406 rushing yards and 3 TDs.

BEFORE THE NFL

COLLEGE (ALABAMA):

- 4-year letterman (2014-17) and 1-year starter.
- CAREER:** Played in 36 games with 16 starts; 35 receptions for 389 yards (11.1 avg.) and 3 TDs; 2 carries for 7 yards (3.5 avg.).
- SENIOR (2017):** Played in 14 games with 13 starts; 14 receptions for 174 yards (12.4 avg.) and 1 TD; 1 carry for 12 yards.
- JUNIOR (2016):** Played in 10 games; 5 receptions for 55 yards (11.0 avg.); 1 carry for -5 yards.
- SOPHOMORE (2015):** Started 3 games; 10 receptions for 116 yards (11.6 avg.) and 2 TDs.

OFF THE FIELD

PERSONAL:

- **MAJOR:** Health communications.

ROBERT FOSTER'S NFL REGULAR SEASON STATS

YEAR	TEAM	GP	GS	RECEIVING					RUSHING				
				REC	YDS	AVG	LG	TD	ATT	YDS	AVG	LG	TD
2018	BUFFALO	13	3	27	541	20.0	75t	3	0	0	0.0	0	0
2019	BUFFALO	13	2	3	64	21.3	24	0	2	29	14.5	22	0
2020	WASHINGTON	4	2	2	37	18.5	28	0	0	0	0.0	0	0
NFL TOTALS		30	7	32	642	20.1	75t	3	2	29	14.5	22	0

ROBERT FOSTER'S NFL PLAYOFF STATS

YEAR	TEAM	GP	GS	RECEIVING					RUSHING				
				REC	YDS	AVG	LG	TD	ATT	YDS	AVG	LG	TD
2020	WASHINGTON	1	0	0	0	0.0	0	0	0	0	0.0	0	0
PLAYOFF TOTALS		1	0	0	0	0.0	0	0	0	0	0.0	0	0

ADDITIONAL STATS

Special Teams Tackles: (Buffalo) 1 in 2018, 4 in 2019, (Washington) 1 in 2020 for total of 6.

Miscellaneous Tackles: (Buffalo) 2 in 2018, 1 in 2019 for total of 3.

SINGLE-GAME CAREER HIGHS

- Receptions:** 7 vs. N.Y. Jets, 12/9/18
- Receiving Yards:** 108 vs. Detroit, 12/16/18
- Longest Reception:** 75t vs. Jacksonville, 11/25/18
- Receiving TDs:** 1 3 times, last: vs. Miami, 12/30/18

100-YARD RECEIVING GAMES (3)

DATE	OPPONENT	REC	YDS	AVG	LG	TD
11/11/18	at N.Y. Jets	3	105	35.0	47	0
12/9/18	N.Y. JETS	7	104	14.9	38	0
12/16/18	DETROIT	4	108	27.0	42t	1

2018 GAME-BY-GAME STATS (BUFFALO)

DATE	OPPONENT	P/S	REC	YDS	AVG	LG	TD
09/09	at Baltimore	1/0	0	0	0.0	-	0
09/16	L.A. CHARGERS	1/0	2	30	15.0	19	0
09/23	at Minnesota	1/0	0	0	0.0	-	0
09/30	at Green Bay	1/0	0	0	0.0	-	0
10/07	TENNESSEE	1/0	0	0	0.0	-	0
10/14	at Houston	1/0	0	0	0.0	-	0
10/21	at Indianapolis						PRACTICE SQUAD
10/29	NEW ENGLAND						PRACTICE SQUAD
11/04	CHICAGO						PRACTICE SQUAD
11/11	at N.Y. Jets	1/1	3	105	35.0	47	0
11/25	JACKSONVILLE	1/0	2	94	47.0	75t	1
12/02	at Miami	1/0	1	27	27.0	27	0
12/09	N.Y. JETS	1/1	7	104	14.9	38	0
12/16	DETROIT	1/0	4	108	27.0	42t	1
12/23	at New England	1/0	4	52	13.0	25	0
12/30	MIAMI	1/1	4	21	5.3	8	1
2018 TOTALS		13/3	27	541	20.0	75t	3

THE LONGEST DRIVES

Miami's 21-play, 92-yard drive vs. the New York Jets on January 1, 2012 was the longest scoring drive in terms of plays in franchise history. The previous team-long for a scoring drive was 18 plays, which happened three times (December 11, 2007 vs. Buffalo, September 17, 2008 at Arizona and December 27, 2009 vs. Houston). The drive against the Jets was also the longest scoring drive in team history in terms of time possession with 12 minutes and 29 seconds. The previous high was 10 minutes and 30 seconds vs. the Los Angeles Raiders on October 16, 1994.

2019 GAME-BY-GAME STATS (BUFFALO)

DATE	OPPONENT	P/S	REC	YDS	AVG	LG	TD
09/08	at N.Y. Jets	1/0	0	0	0.0	-	0
09/15	at N.Y. Giants	1/0	0	0	0.0	-	0
09/22	CINCINNATI	1/0	0	0	0.0	-	0
09/29	NEW ENGLAND						INACTIVE
10/06	at Tennessee						INACTIVE
10/20	MIAMI						INACTIVE
10/27	PHILADELPHIA	1/0	0	0	0.0	-	0
11/03	WASHINGTON	1/0	0	0	0.0	-	0
11/10	at Cleveland	1/1	1	20	20.0	20	0
11/17	at Miami	1/0	0	0	0.0	-	0
11/24	DENVER	1/0	1	24	24.0	24	0
11/28	at Dallas	1/0	1	20	20.0	20	0
12/08	BALTIMORE	1/0	0	0	0.0	-	0
12/15	at Pittsburgh	1/0	0	0	0.0	-	0
12/21	at New England	1/0	0	0	0.0	-	0
12/29	N.Y. JETS	1/1	0	0	0.0	-	0
2019 TOTALS		13/2	3	64	21.3	24	0

DATE	OPPONENT	P/S	REC	YDS	AVG	LG	TD
01/04	at Houston*	1/0					INACTIVE

* AFC Wild Card game

2020 GAME-BY-GAME STATS (BUFFALO/GREEN BAY/WASHINGTON)

DATE	OPPONENT	P/S	REC	YDS	AVG	LG	TD
09/13	at Minnesota						PRACTICE SQUAD
09/20	DETROIT						PRACTICE SQUAD
09/27	at New Orleans						PRACTICE SQUAD
10/05	ATLANTA						PRACTICE SQUAD
10/18	at Tampa Bay						PRACTICE SQUAD
GREEN BAY TOTALS	0/0		0	0	-	-	0
10/25	DALLAS						INACTIVE
11/08	N.Y. GIANTS						INACTIVE
11/15	at Detroit						INACTIVE
11/22	CINCINNATI	1/0	0	0	0.0	-	0
11/26	at Dallas						INACTIVE
12/07	at Pittsburgh						INACTIVE
12/13	at San Francisco	1/0	0	0	0.0	-	0
12/20	SEATTLE	1/1	1	9	9.0	9	0
12/27	CAROLINA	1/1	1	28	28.0	28	0
01/03	at Philadelphia						INACTIVE
WASHINGTON TOTALS	4/2		2	37	18.5	28	0
2020 TOTALS	4/2		2	37	18.5	28	0

DATE	OPPONENT	P/S	REC	YDS	AVG	LG	TD
01/09	vs. Tampa Bay*	1/0	0	0	-	-	0

* NFC Wild Card game



3

WILLIAM FULLER V

WIDE RECEIVER // 6-1 // 184 // NOTRE DAME '16

ACQUIRED: UFA, '21 (HOU.)

HOMETOWN: PHILADELPHIA, PA. // BORN: 4/16/94

NFL: SIXTH SEASON // DOLPHINS: FIRST SEASON

NFL CAREER

TRANSACTIONS:

- Signed by Miami as an unrestricted free agent from Houston on March 20, 2021.
- 1st-round pick (21st overall) by Houston in the 2016 NFL Draft.

CAREER HIGHLIGHTS:

- Played in 53 career games with 52 starts.
- 209 receptions for 3,110 yards (14.9 avg.) and 24 TDs.
- 4 carries for 6 yards (1.5 avg.).
- 2 kickoff returns for 31 yards (15.5 avg.).
- 22 punt returns for 314 yards (14.3 avg.) and 1 TD.
- 6 miscellaneous tackles.

2020 (HOUSTON):

- Started 11 games.
- Missed the rest of the season after being placed on the reserve/suspended list on Dec. 1.
- 53 receptions for 879 yards (16.6 avg.) and 8 TDs.
- 1 carry for 0 yards.
- 2 punt returns for 14 yards (7.0 avg.).
- 1 miscellaneous tackle.

AT TENNESSEE (10/18): 6 receptions for 123 yards (20.5 avg.) and 1 TD.

- Hauled in a 53-yard TD pass from QB Deshaun Watson in the 4th quarter.

AT JACKSONVILLE (11/8): 5 receptions for 100 yards (20.0 avg.) and 1 TD.

- Hauled in a 77-yard TD pass from QB Deshaun Watson in the 3rd quarter to extend Houston's lead to 27-16.

AT DETROIT (11/26): 6 receptions for 171 yards (28.5 avg.) and 2 TDs.

- Hauled in a 40-yard TD pass from QB Deshaun Watson in the 4th quarter to extend Houston's lead to 34-17.
- Caught a 34-yard TD pass from QB Deshaun Watson in the 4th quarter to extend Houston's lead to 41-17.
- It was the 13th 100-yard receiving game of his career.

2019 (HOUSTON):

- Started 11 games.
- Inactive for 5 games.
- 49 receptions for 670 yards (13.7 avg.) and 3 TDs.

VS. ATLANTA (10/6): 14 receptions for 217 yards

(15.5 avg.) and 3 TDs.

- Caught a 6-yard TD pass from QB Deshaun Watson in the 1st quarter to even the score 7-7.
- Caught a 33-yard TD pass from QB Deshaun Watson in the 2nd quarter to give Houston a 13-10 lead.
- Hauled in a 44-yard TD pass from QB Deshaun Watson in the 4th quarter to extend Houston's lead to 47-32.
- His 3 TDs and 14 receptions both tied for single-game franchise records.

VS. INDIANAPOLIS (11/21): 7 receptions for 140 yards (20.0 avg.).

AT TENNESSEE (12/15): 5 receptions for 61 yards (12.2 avg.).

POSTSEASON:

AFC WILD CARD VS. BUFFALO (1/4): Inactive.

AFC DIVISIONAL AT KANSAS CITY (1/12): 5 receptions for 89 yards (17.8 avg.).

2018 (HOUSTON):

- Started 7 games.
- Inactive for 1 game.
- Missed the rest of the season after being placed on injured reserve on Oct. 30.
- 32 receptions for 503 yards (15.7 avg.) and 4 TDs.

AT TENNESSEE (9/16): 8 receptions for 113 yards (14.1 avg.) and 1 TD.

- Caught a 39-yard TD pass from QB Deshaun Watson in the 4th quarter to give Houston a 17-14 lead.

VS. N.Y. GIANTS (9/23): 5 receptions for 101 yards (20.2 avg.) and 1 TD.

- Caught a 6-yard TD pass from QB Deshaun Watson in the 4th quarter.

VS. MIAMI (10/25): 5 receptions for 124 yards (24.8 avg.) and 1 TD.

- Hauled in a 73-yard TD pass from QB Deshaun Watson in the 3rd quarter to extend Houston's lead to 28-17.

2017 (HOUSTON):

- Started 10 games.
- Inactive for 6 games.
- 28 receptions for 423 yards (15.1 avg.) and 7 TDs.
- 2 carries for 9 yards (4.5 avg.).
- 9 punt returns for 135 yards (15.0 avg.).
- 1 miscellaneous tackle.

VS. TENNESSEE (10/1): 4 receptions for 35 yards (8.8 avg.) and 2 TDs; 1 carry for 4 yards.

- Caught a 16-yard TD pass from QB Deshaun Watson in the 2nd quarter to extend Houston's lead to 21-0.

- Caught a 10-yard TD pass from QB Deshaun Watson in the 3rd quarter to extend Houston's lead to 37-14.

VS. KANSAS CITY (10/8): 2 receptions for 57 yards (28.5 avg.) and 2 TDs; 1 carry for 5 yards.

- Caught a 9-yard TD pass from QB Deshaun Watson in the 3rd quarter.
- Caught a 48-yard TD pass from QB Deshaun Watson in the 4th quarter.

AT SEATTLE (10/29): 5 receptions for 125 yards (25.0 avg.) and 2 TDs; 1 miscellaneous tackle.

- Caught a 59-yard TD pass from QB Deshaun

Watson in the 1st quarter to give Houston a 7-0 lead.

- Caught a 20-yard TD pass from QB Deshaun Watson in the 2nd quarter to give Houston a 21-14 lead.

2016 (HOUSTON):

- Played in 14 games with 13 starts.
- Dressed but did not play in 1 game.
- Inactive for 1 game.
- 47 receptions for 635 yards (13.5 avg.) and 2 TDs.
- 1 carry for -3 yards.
- 2 kickoff returns for 31 yards (15.5 avg.).
- 11 punt returns for 165 yards (15.0 avg.) and 1 TD.
- 4 miscellaneous tackles.

VS. CHICAGO (9/11): 5 receptions for 107 yards (21.4 avg.) and 1 TD.

- Caught an 18-yard TD pass from QB Brock Osweiler in the 2nd quarter to extend Houston's lead to 20-14.
- Made his NFL debut.

VS. KANSAS CITY (9/18): 4 receptions for 104 yards (26.0 avg.).

VS. TENNESSEE (10/2): 7 receptions for 81 yards (11.6 avg.) and 1 TD; 1 punt return for 57 yards and 1 TD.

- Caught a 5-yard TD pass from QB Brock Osweiler in the 1st quarter to extend Houston's lead to 14-0.

- Returned a punt 67 yards for a TD in the 3rd quarter to give Houston a 27-20 lead. It was his 1st career punt return TD.

- Became the 1st rookie in team history to return a punt for a TD.

- Became the 1st player in team history to record a receiving TD and punt return TD in the same game.

POSTSEASON:

AFC WILD CARD VS. OAKLAND (1/7): 4 receptions for 37 yards (9.3 avg.).

AFC DIVISIONAL AT NEW ENGLAND (1/14): 3 receptions for 16 yards (5.3 avg.); 1 kickoff return for 12 yards; 2 punt returns for 34 yards (17.0 avg.).

BEFORE THE NFL

COLLEGE (NOTRE DAME):

- 3-year letterman (2013-15) and 2-year starter.

CAREER: Played in all 39 games with 29 starts; 144 receptions for 2,512 yards (17.4 avg.) and 30 TDs; 2 carries for 8 yards (4.0a vg.); 2 punt returns for 10 yards (5.0 avg.).

JUNIOR (2015): Started all 13 games; 62 receptions for 1,258 yards (20.3 avg.) and 14 TDs; 1 punt return for 10 yards.

- 2nd-team All-American.

- Team MVP.

SOPHOMORE (2014): Started all 13 games; 76 receptions for 1,094 yards (14.4 avg.) and 15 TDs; 1 punt return for 0 yards.

- Honorable mention All-American.

- His 15 receiving TDs tied the school record.

TRUE FRESHMAN (2013): Played in all 13 games with 3 starts; 6 receptions for 160 yards (26.7 avg.) and 1 TD; 2 carries for 8 yards (4.0 avg.).

HIGH SCHOOL (ROMAN CATHOLIC HS – PHILADELPHIA, PA.)

- Also played cornerback.

SENIOR (2012): 57 receptions for 932 yards (16.4 avg.) and 8 TDs.

- 1st-team all-state.
- 1st-team All-Southeastern Pennsylvania.
- League MVP.

JUNIOR (2011): 46 receptions for 758 yards (16.5 avg.) and 10 TDs.

- Honorable mention all-state.
- All-league.
- **SOPHOMORE (2010):** 39 receptions for 650 yards (16.7 avg.) and 9 TDs.
- 1st-team all-city.

OFF THE FIELD

PERSONAL:

- **MAJOR:** Africana studies.

WILLIAM FULLER V'S NFL REGULAR SEASON STATS

YEAR	TEAM	GP	GS	RECEIVING					RUSHING				
				REC	YDS	AVG	LG	TD	ATT	YDS	AVG	LG	TD
2016	HOUSTON	14	13	47	635	13.5	53	2	1	-3	-3.0	-3	0
2017	HOUSTON	10	10	28	423	15.1	59t	7	2	9	4.5	5	0
2018	HOUSTON	7	7	32	503	15.7	73t	4	0	0	0.0	0	0
2019	HOUSTON	11	11	49	670	13.7	54	3	0	0	0.0	0	0
2020	HOUSTON	11	11	53	879	16.6	77t	8	1	0	0.0	0	0
NFL TOTALS		53	52	209	3,110	14.9	77t	24	4	6	1.5	5	0

WILLIAM FULLER V'S NFL REGULAR SEASON RETURNING STATS

YEAR	TEAM	KICKOFF RETURN					PUNT RETURN					
		KR	YDS	AVG	LG	TD	PR	FC	YDS	AVG	LG	TD
2016	HOUSTON	2	31	15.5	19	0	11	6	165	15.0	67t	1
2017	HOUSTON	0	0	0.0	-	0	9	6	135	15.0	49	0
2018	HOUSTON	0	0	0.0	-	0	0	0	0	0.0	-	0
2019	HOUSTON	0	0	0.0	-	0	0	0	0	0.0	-	0
2020	HOUSTON	0	0	0.0	-	0	2	1	14	7.0	13	0
NFL TOTALS		2	31	15.5	19	0	22	13	314	14.3	67t	1

WILLIAM FULLER V'S NFL PLAYOFF STATS

YEAR	TEAM	GP	GS	RECEIVING					RUSHING				
				REC	YDS	AVG	LG	TD	ATT	YDS	AVG	LG	TD
2016	HOUSTON	2	2	7	53	7.6	19	0	0	0	0.0	0	0
2019	HOUSTON	1	1	5	89	17.8	39	0	0	0	0.0	0	0
PLAYOFF TOTALS		3	3	12	142	11.8	39	0	0	0	0.0	0	0

WILLIAM FULLER V'S NFL PLAYOFF RETURNING STATS

YEAR	TEAM	KICKOFF RETURN					PUNT RETURN					
		KR	YDS	AVG	LG	TD	PR	FC	YDS	AVG	LG	TD
2016	HOUSTON	1	12	12.0	12	0	2	1	34	17.0	18	0
2019	HOUSTON	0	0	0.0	-	0	0	0	0	0.0	-	0
NFL TOTALS		1	12	12.0	12	0	2	1	34	17.0	18	0

100-YARD RECEIVING GAMES (13)

DATE	OPPONENT	REC	YDS	AVG	LG	TD
9/11/16	CHICAGO	5	107	21.4	35	1
9/18/16	KANSAS CITY	4	104	26.0	53	0
10/29/17	at Seattle	5	125	25.0	59t	2
9/16/18	at Tennessee	8	113	14.1	39t	1
9/23/18	N.Y. GIANTS	5	101	20.2	37	1
10/25/18	MIAMI	5	124	24.8	73t	1
10/6/19	ATLANTA	14	217	15.5	44t	3
11/21/19	INDIANAPOLIS	7	140	20.0	51	0
9/10/20	at Kansas City	8	112	14.0	31	0
10/4/20	MINNESOTA	6	108	18.0	43	1
10/18/20	at Tennessee	6	123	20.5	53t	1
11/8/20	at Jacksonville	5	100	20.0	77t	1
11/26/20	at Detroit	6	171	28.5	40t	2

ADDITIONAL STATS

Miscellaneous Tackles: 4 in 2016, 1 in 2017, 1 in 2020 for total of 6.

SINGLE-GAME CAREER HIGHS

Receptions:	14	vs. Atlanta, 10/6/19
Receiving Yards:	217	vs. Atlanta, 10/6/19
Longest Reception:	77t	at Jacksonville, 11/8/20
Receiving TDs:	3	vs. Atlanta, 10/6/19
Punt Returns:	4	vs. Jacksonville, 12/18/16
Punt Return Yards:	67	vs. Tennessee, 10/2/16
Longest Punt Return:	67t	vs. Tennessee, 10/2/16
Punt Return TDs:	1	vs. Tennessee, 10/2/16
Kickoff Returns:	1	3 times, last: at New England, 1/14/17 (AFC Divisional) at Denver, 10/24/16
Kickoff Return Yards:	19	at Denver, 10/24/16
Longest Kickoff Return:	19	at Denver, 10/24/16

2016 GAME-BY-GAME STATS (HOUSTON)

DATE	OPPONENT	P/S	REC	YDS	AVG	LG	TD	
09/11	CHICAGO	1/1	5	107	21.4	35	1	
09/18	KANSAS CITY	1/1	4	104	26.0	53	0	
09/22	at New England	1/1	3	31	10.3	18	0	
10/02	TENNESSEE	1/1	7	81	11.6	28	1	
10/09	at Minnesota	1/1	1	4	4.0	4	0	
10/16	INDIANAPOLIS		DID NOT PLAY					
10/24	at Denver	1/1	4	22	5.5	13	0	
10/30	DETROIT	1/1	1	23	23.0	23	0	
11/13	at Jacksonville		INACTIVE					
11/21	at Oakland	1/0	1	17	17.0	17	0	
11/27	SAN DIEGO	1/1	4	60	15.0	33	0	
12/04	at Green Bay	1/1	5	59	11.8	24	0	
12/11	at Indianapolis	1/1	2	22	11.0	16	0	
12/18	JACKSONVILLE	1/1	4	42	10.5	22	0	
12/24	CINCINNATI	1/1	3	39	13.0	19	0	
01/01	at Tennessee	1/1	3	24	8.0	14	0	
2016 TOTALS		14/13	47	635	13.5	53	2	

DATE	OPPONENT	P/S	REC	YDS	AVG	LG	TD
01/07	OAKLAND*	1/1	4	37	9.3	19	0
01/14	at New England**	1/1	3	16	5.3	7	0
PLAYOFF TOTALS		2/2	7	53	7.6	19	0

* AFC Wild Card game
** AFC Divisional game

2019 GAME-BY-GAME STATS (HOUSTON)

DATE	OPPONENT	P/S	REC	YDS	AVG	LG	TD	
09/09	at New Orleans	1/1	2	69	34.5	54	0	
09/15	JACKSONVILLE	1/1	4	40	10.0	28	0	
09/22	at L.A. Chargers	1/1	5	51	10.2	30	0	
09/29	CAROLINA	1/1	3	23	7.7	12	0	
10/06	ATLANTA	1/1	14	217	15.5	44t	3	
10/13	at Kansas City	1/1	5	44	8.8	12	0	
10/20	at Indianapolis	1/1	1	6	6.0	6	0	
10/27	OAKLAND		INACTIVE					
11/03	at Jacksonville		INACTIVE					
11/17	at Baltimore		INACTIVE					
11/21	INDIANAPOLIS	1/1	7	140	20.0	51	0	
12/01	NEW ENGLAND	1/1	1	8	8.0	8	0	
12/08	DENVER		INACTIVE					
12/15	at Tennessee	1/1	5	61	12.2	31	0	
12/21	at Tampa Bay	1/1	2	11	5.5	7	0	
12/29	TENNESSEE		INACTIVE					
2019 TOTALS		11/11	49	670	13.7	54	3	

DATE	OPPONENT	P/S	REC	YDS	AVG	LG	TD	
01/04	BUFFALO*		INACTIVE					
01/12	at Kansas City**	1/1	5	89	17.8	39	0	
PLAYOFF TOTALS		1/1	5	89	17.8	39	0	

* AFC Wild Card game
** AFC Divisional game

2017 GAME-BY-GAME STATS (HOUSTON)

DATE	OPPONENT	P/S	REC	YDS	AVG	LG	TD	
09/10	JACKSONVILLE		INACTIVE					
09/14	at Cincinnati		INACTIVE					
09/24	at New England		INACTIVE					
10/01	TENNESSEE	1/1	4	35	8.8	16t	2	
10/08	KANSAS CITY	1/1	2	57	28.5	48t	2	
10/15	CLEVELAND	1/1	2	62	31.0	39t	1	
10/29	at Seattle	1/1	5	125	25.0	59t	2	
11/05	INDIANAPOLIS	1/1	2	32	16.0	29	0	
11/12	at L.A. Rams	1/1	2	15	7.5	9	0	
11/19	ARIZONA		INACTIVE					
11/27	at Baltimore		INACTIVE					
12/03	at Tennessee		INACTIVE					
12/10	SAN FRANCISCO	1/1	3	26	8.7	14	0	
12/17	at Jacksonville	1/1	5	44	8.8	15	0	
12/25	PITTSBURGH	1/1	1	10	10.0	10	0	
12/31	at Indianapolis	1/1	2	17	8.5	13	0	
2017 TOTALS		10/10	28	423	15.1	59t	7	

2020 GAME-BY-GAME STATS (HOUSTON)

DATE	OPPONENT	P/S	REC	YDS	AVG	LG	TD	
09/10	at Kansas City	1/1	8	112	14.0	31	0	
09/20	BALTIMORE	1/1	0	0	0.0	-	0	
09/27	at Pittsburgh	1/1	4	54	13.5	17	1	
10/04	MINNESOTA	1/1	6	108	18.0	43	1	
10/11	JACKSONVILLE	1/1	4	58	14.5	19t	1	
10/18	at Tennessee	1/1	6	123	20.5	53t	1	
10/25	GREEN BAY	1/1	3	35	11.7	24	1	
11/08	at Jacksonville	1/1	5	100	20.0	77t	1	
11/15	at Cleveland	1/1	5	38	7.6	12	0	
11/22	NEW ENGLAND	1/1	6	80	13.3	22	0	
11/26	at Detroit	1/1	6	171	28.5	40t	2	
12/06	INDIANAPOLIS		RESERVE/SUSPENDED					
12/13	at Chicago		RESERVE/SUSPENDED					
12/20	at Indianapolis		RESERVE/SUSPENDED					
12/27	CINCINNATI		RESERVE/SUSPENDED					
01/03	TENNESSEE		RESERVE/SUSPENDED					
2020 TOTALS		11/11	53	879	16.6	77t	8	

2018 GAME-BY-GAME STATS (HOUSTON)

DATE	OPPONENT	P/S	REC	YDS	AVG	LG	TD	
09/09	at New England		INACTIVE					
09/16	at Tennessee	1/1	8	113	14.1	39t	1	
09/23	N.Y. GIANTS	1/1	5	101	20.2	37	1	
09/30	at Indianapolis	1/1	4	49	12.3	22	1	
10/07	DALLAS	1/1	2	15	7.5	10	0	
10/14	BUFFALO	1/1	2	33	16.5	17	0	
10/21	at Jacksonville	1/1	6	68	11.3	18	0	
10/25	MIAMI	1/1	5	124	24.8	73t	1	
11/04	at Denver		INJURED RESERVE					
11/18	at Washington		INJURED RESERVE					
11/26	TENNESSEE		INJURED RESERVE					
12/02	CLEVELAND		INJURED RESERVE					
12/09	INDIANAPOLIS		INJURED RESERVE					
12/15	at N.Y. Jets		INJURED RESERVE					
12/23	at Philadelphia		INJURED RESERVE					
12/30	JACKSONVILLE		INJURED RESERVE					
2018 TOTALS		7/7	32	503	15.7	73t	4	



37

MYLES GASKIN

RUNNING BACK // 5-10 // 194 // WASHINGTON '19
ACQUIRED: D7B, '19
HOMETOWN: LYNNWOOD, WASH. // BORN: 2/15/97
NFL: THIRD SEASON // DOLPHINS: THIRD SEASON

NFL CAREER

TRANSACTIONS:

- 7th-round pick (234th overall) by Miami in the 2019 NFL Draft.

CAREER HIGHLIGHTS:

- Played in 17 career games with 7 starts.
- 178 carries for 717 yards (4.0 avg.) and 4 TDs.
- 48 receptions for 439 yards (9.1 avg.) and 2 TDs.
- In 2020, he finished 10th in the NFL in scrimmage yards per game (97.2, min. 10 games).

2020 (MIAMI):

- Played in 10 games with 7 starts.
- 142 carries for 584 yards (4.1 avg.) and 3 TDs.
- 41 receptions for 388 yards (9.5 avg.) and 2 TDs.
- Spent 1 game on the Reserve/COVID-19 list.
- Activated off injured reserve on Dec. 5.
- Missed 4 games after being placed on injured reserve on Nov. 5.
- His 97.2 scrimmage yards per game were 10th in the NFL (min. 10 games).

AT SAN FRANCISCO (10/11): 16 carries for 57 yards (3.6 avg.) and 1 TD; 5 receptions for 34 yards (6.8 avg.).

- Scored on a 1-yard TD run in the 1st quarter to extend Miami's lead to 14-0.

VS. L.A. RAMS (11/1): 18 carries for 47 yards (2.6 avg.) and 1 TD; 3 receptions for 16 yards (5.3 avg.).

- Scored on a 1-yard TD run in the 2nd quarter to extend Miami's lead to 28-7.

AT LAS VEGAS (12/26): 14 carries for 87 yards (6.2 avg.); 5 receptions for 82 yards (16.4 avg.) and 2 TDs.

- Caught a 10-yard TD pass from QB Tua Tagovailoa in the 3rd quarter to even the score at 13-13.
- Hauled in a 59-yard TD pass from QB Ryan Fitzpatrick in the 4th quarter to give Miami a 23-22 lead.
- Became the 1st Dolphins RB to have 2 receiving TDs in a game since RB Reggie Bush had 2 on Dec. 23, 2012 vs. Buffalo.
- His 169 scrimmage yards were the most by a Dolphin since RB Kenyan Drake vs. New England (Dec. 11, 2017).

2019 (MIAMI):

- Played in 7 games.
- Inactive for 8 games.
- Missed the final game of the season after being placed on injured reserve on Dec. 24.
- 36 carries for 133 yards (3.7 avg.) and 1 TD.
- 7 receptions for 51 yards (7.3 avg.).

AT INDIANAPOLIS (11/10): Played but did not record any stats.

- Made his NFL debut.

AT N.Y. GIANTS (12/15): 9 carries for 43 (4.8 avg.); 2 receptions for 29 yards (14.5 avg.).

VS. CINCINNATI (12/22): 16 carries for 55 yards (3.4 avg.) and 1 TD; 1 reception for 3 yards.

- Scored his 1st career TD on a 2-yard run in the 4th quarter to extend Miami's lead to 35-12.

BEFORE THE NFL

COLLEGE (WASHINGTON):

- 4-year starter (2015-18).

CAREER: Played in 52 games with 40 starts; 945 carries for 5,323 yards (5.6 avg.) and 57 TDs; 65 receptions for 465 yards (7.2 avg.) and 5 TDs; 6 kickoff returns for 90 yards (15.0 avg.); 1-of-1 passing for 2 yards and 1 TD.

- Finished his career as Washington's all-time leader in rushing yards (5,323), rushing TDs (57) and total TDs (62).

- His 5,323 rushing yards and 57 rushing TDs are both 3rd in Pac-12 history.

- Became the 1st player in Pac-12 history to record 1,000 rushing yards in 4 seasons.

- Became the 2nd player in FBS history to record 1,200 rushing yards in 4 seasons.

SENIOR (2018): Started 12 games; 259 carries for 1,268 yards (4.9 avg.) and 12 TDs; 21 receptions for 77 yards (3.7 avg.) and 1 TD; 4 kickoff returns for 74 yards (18.5 avg.); 1-of-1 passing for 2 yards and 1 TD.

- 2nd-team All-Pac-12.
- His 1,268 rushing yards were 4th in the Pac-12.
- His 12 rushing TDs were tied for 2nd in the Pac-12.

JUNIOR (2017): Played in all 13 games with 11 starts; 222 carries for 1,380 yards (6.2 avg.) and 21 TDs; 19 receptions for 232 yards (12.2 avg.) and 3 TDs; 1 kickoff return for 5 yards.

- 2nd-team All-Pac-12.

- His 21 rushing TDs led the Pac-12.
- SOPHOMORE (2016):** Played in all 14 games with 11 starts; 237 carries for 1,373 yards (5.8 avg.) and 10 TDs; 19 receptions for 137 yards (7.2 avg.) and 1 TD.
- 1st-team All-Pac-12.
 - His 1,373 rushing yards ranked 3rd in the Pac-12.
- TRUE FRESHMAN (2015):** Played in all 13 games with 6 starts; 227 carries for 1,302 yards (5.7 avg.) and 14 TDs; 6 receptions for 19 yards (3.2 avg.); 1 kickoff return for 11 yards.
- Freshman All-American.
 - Honorable mention All-Pac-12.
 - His 14 rushing TDs were 3rd in the Pac-12.
 - His 1,302 rushing yards were 4th in the Pac-12.
 - Became the 1st true freshman in school history to rush for 1,000 yards.

HIGH SCHOOL (O'DEA HS - SEATTLE, WASH.)

- Played running back, safety and outside linebacker.
 - Also lettered in track.
 - Won state title in 100-meters in 2015.
- SENIOR (2014):** 109 carries for 1,567 yards (14.4 avg.) and 25 TDs.

- 1st-team all-state at running back.
 - 2nd-team all-state at all-purpose/returner.
 - 1st-team all-region.
 - 1st-team all-area.
 - 1st-team all-metro at running back and safety.
- JUNIOR (2013):** Rushed for over 2,000 yards.
- 1st-team all-area.
 - 1st-team all-league.
- SOPHOMORE (2012):**
- 1st-team all-metro at running back and outside linebacker.

OFF THE FIELD

COMMUNITY:

- Rode the 25-mile Fort Lauderdale Ride in the 2020 Dolphins Cancer Challenge.
- In 2019, collaborated with fellow Dolphins rookies and Neighbors4Neighbors to sponsor four South Florida families with holiday gifts and game tickets.

PERSONAL:

- **MAJOR:** American ethnic studies.

MYLES GASKIN'S NFL REGULAR SEASON STATS

YEAR	TEAM	GP	GS	RUSHING					RECEIVING				
				ATT	YDS	AVG	LG	TD	REC	YDS	AVG	LG	TD
2019	MIAMI	7	0	36	133	3.7	27	1	7	51	7.3	20	0
2020	MIAMI	10	7	142	584	4.1	26	3	41	388	9.5	59t	2
NFL TOTALS		17	7	178	717	4.0	27	4	48	439	9.1	59t	2

SINGLE-GAME CAREER HIGHS

- Rushes:** 22 at Jacksonville, 9/24/20
- Rushing Yards:** 91 vs. N.Y. Jets, 10/18/20
- Longest Rush:** 27 at N.Y. Giants, 12/15/19
- Rushing TDs:** 1 Twice, last: at San Francisco, 10/11/20
- Receptions:** 6 vs. Buffalo, 9/20/20
- Receiving Yards:** 82 at Las Vegas, 12/26/20
- Longest Reception:** 59t at Las Vegas, 12/26/20
- Receiving TDs:** 2 at Las Vegas, 12/26/20

2020 GAME-BY-GAME STATS (MIAMI)

DATE	OPPONENT	P/S	ATT	YDS	AVG	LG	TD	
09/13	at New England	1/0	9	40	4.4	10	0	
09/20	BUFFALO	1/0	7	46	6.6	14	0	
09/24	at Jacksonville	1/1	22	66	3.0	15	0	
10/04	SEATTLE	1/1	10	40	4.0	11	0	
10/11	at San Francisco	1/1	16	57	3.6	21	1	
10/18	N.Y. JETS	1/1	18	91	5.1	15	0	
11/01	L.A. RAMS	1/1	18	47	2.6	6	1	
11/08	at Arizona		INJURED RESERVE					
11/15	N.Y. JETS		INJURED RESERVE					
11/22	at Denver		INJURED RESERVE					
11/29	at N.Y. Jets		INJURED RESERVE					
12/06	CINCINNATI	1/1	21	90	4.3	26	0	
12/13	KANSAS CITY		RESERVE/COVID-19					
12/20	NEW ENGLAND	1/0	14	87	6.2	24	0	
12/26	at Las Vegas	1/0	14	87	6.2	24	0	
01/03	at Buffalo	1/1	7	20	2.9	7	1	
2020 TOTALS		10/7	142	584	4.1	26	3	

2019 GAME-BY-GAME STATS (MIAMI)

DATE	OPPONENT	P/S	ATT	YDS	AVG	LG	TD
09/08	BALTIMORE		INACTIVE				
09/15	NEW ENGLAND		INACTIVE				
09/22	at Dallas		INACTIVE				
09/29	L.A. CHARGERS		INACTIVE				
10/13	WASHINGTON		INACTIVE				
10/20	at Buffalo		INACTIVE				
10/28	at Pittsburgh		INACTIVE				
11/03	N.Y. JETS		INACTIVE				
11/10	at Indianapolis	1/0	0	0	0.0	0	0
11/17	BUFFALO	1/0	1	0	0.0	0	0
11/24	at Cleveland	1/0	4	10	2.5	4	0
12/01	PHILADELPHIA	1/0	2	20	10.0	11	0
12/08	at N.Y. Jets	1/0	4	5	1.3	6	0
12/15	at N.Y. Giants	1/0	9	43	4.8	27	0
12/22	CINCINNATI	1/0	16	55	3.4	15	1
12/29	at New England		INJURED RESERVE				
2019 TOTALS		7/0	36	133	3.7	27	1



88

MIKE GESICKI

TIGHT END // 6-6 // 247 // PENN STATE '18
 ACQUIRED: D2, '18
 HOMETOWN: MANAHAWKIN, N.J. // BORN: 10/3/95
 NFL: FOURTH SEASON // DOLPHINS: FOURTH SEASON

NFL CAREER

TRANSACTIONS:

- 2nd-round pick (42nd overall) by Miami in the 2018 NFL Draft.

CAREER HIGHLIGHTS:

- Played in 47 career games with 21 starts.
- 126 receptions for 1,475 yards (11.7 avg.) and 11 TDs.
- His 703 receiving yards in 2020 were 2nd-most in a single season by a Dolphins tight end:

DOLPHINS SINGLE-SEASON TIGHT END RECEIVING LEADERS

PLAYER	YEAR	REC	YDS	TDs
1. Randy McMichael	2004	73	791	4
2. MIKE GESICKI	2020	53	703	6
3. Keith Jackson	1994	59	673	7
4. Randy McMichael	2006	62	640	3
5. Keith Jackson	1993	39	613	6

- His 703 receiving yards in 2020 ranked 4th in the NFL:

NFL TIGHT END RECEIVING LEADERS (2020)

PLAYER	TEAM	REC	YDS	TDs
1. Travis Kelce	KC	105	1,416	11
2. Darren Waller	LV	107	1,196	9
3. T.J. Hockenson	Det.	67	723	6
4. MIKE GESICKI	MIA.	53	703	6
5. Mark Andrews	Bal.	58	701	7

- His 51 receptions and 570 receiving yards in 2019 were both 5th-most among AFC tight ends that season:

AFC TIGHT END RECEIVING LEADERS (2019)

PLAYER	TEAM	REC	YDS	TDs
1. Travis Kelce	KC	97	1,229	5
2. Darren Waller	Oak.	90	1,145	3
3. Mark Andrews	Bal.	64	852	10
4. Hunter Henry	LAC	55	652	5
5. MIKE GESICKI	MIA.	51	570	5

- His 22 receptions and 202 receiving yards in 2018 were 3rd in team history among rookie tight ends:

DOLPHINS ROOKIE TIGHT END RECEIVING LEADERS

PLAYER	YEAR	REC	YDS	AVG
1. Ferrell Edmunds	1988	33	575	17.4
2. Randy McMichael	2002	39	485	12.4
3. MIKE GESICKI	2018	22	202	9.2
4. Joe Rose	1980	13	149	11.5
5. Donald Lee	2003	7	110	15.7

2020 (MIAMI):

- Played in 15 games with 9 starts.
- Inactive for 1 game.
- 53 receptions for 703 yards (13.3 avg.) and 6 TDs.
- His 703 receiving yards were 2nd-most in a single season by a Dolphins tight end and 4th-most among NFL tight ends in 2020.

VS. BUFFALO (9/20):

- 8 receptions for 130 yards (16.3 avg.) and 1 TD.
- His 130 receiving yards set a new Dolphins record for tight ends in a single game.
- It was the 1st 100-yard game of his career.

VS. CINCINNATI (12/6):

- 9 receptions for 88 yards (9.8 avg.) and 1 TD.
- Caught a 5-yard TD pass from QB Tua Tagovailoa in the 3rd quarter to extend Miami's lead to 13-7.

VS. KANSAS CITY (12/13):

- 5 receptions for 65 yards (13.0 avg.) and 2 TDs.
- Caught a 7-yard TD pass from QB Tua Tagovailoa in the 1st quarter to give Miami a 7-0 lead.
- Caught a 29-yard TD pass from QB Tua Tagovailoa in the 4th quarter.

2019 (MIAMI):

- Played in all 16 games with 5 starts.
- 51 receptions for 570 yards (11.2 avg.) and 5 TDs.
- His 51 receptions and 570 receiving yards were both 5th-most among AFC tight ends.
- Had 5 TD receptions in the final 6 games, tied for the 2nd-most by any NFL player in that span.

VS. PHILADELPHIA (12/1):

- 5 receptions for 79 yards (15.8 avg.) and 1 TD.
- Caught a 14-yard TD from QB Ryan Fitzpatrick in the 3rd quarter.

VS. CINCINNATI (12/22):

- 6 receptions for 82 yards (13.7 avg.) and 2 TDs.
- Caught a 31-yard TD from QB Ryan Fitzpatrick in the 2nd quarter to give Miami a 21-3 lead.
- Caught a 13-yard TD from QB Ryan Fitzpatrick in the 3rd quarter to extend Miami's lead to 28-6.
- It was the 1st multi-score game of his career.

AT NEW ENGLAND (12/29):

- 4 receptions for 34 yards (8.5 avg.) and 1 TD.
- Caught a game-winning 5-yard TD pass from QB Ryan Fitzpatrick with 24 seconds remaining.

2018 (MIAMI):

- Played in all 16 games with 7 starts.
- 22 receptions for 202 yards (9.2 avg.).
- His 22 receptions and 202 receiving yards were 3rd in team history among rookie tight ends.

VS. TENNESSEE (9/9): 1 reception for 11 yards (11.0 avg.).

- Caught an 11-yard pass from QB Ryan Tannehill for his 1st career reception.
- Made NFL debut.

VS. OAKLAND (9/23): 3 receptions for 31 yards (10.3 avg.).

VS. DETROIT (10/21): 3 receptions for 44 yards (14.7 avg.).

BEFORE THE NFL

COLLEGE (PENN STATE):

- 4-year letterman (2014-17) and 3-year starter.

CAREER: Played in 51 games with 36 starts; 129 receptions for 1,481 yards (11.5 avg.) and 15 TDs.

- Finished his career with at least 1 reception in 27 straight games.
- His 129 receptions were 9th overall in Penn State history and the most among tight ends.
- His 1,481 receiving yards were the most in Penn State history by a tight end and 17th by a player at any position.
- His 15 receiving TDs were the most in Penn State history by a tight end and 9th by a player at any position.

SENIOR (2017): Started all 13 games; 57 receptions for 563 yards (9.9 avg.) and 9 TDs.

- 2nd-team All-American.
- 1st-team All-Big Ten.
- Finalist for the John Mackey Award (nation's top tight end).
- His 9 receiving TDs were 3rd in the Big Ten and the most by a tight end in Penn State history.
- His 4.4 receptions per game were 6th in the Big Ten.
- Finished 3rd in receptions (57), 4th in receiving TDs (9) and 5th in receiving yards (563) among FBS tight ends.
- Caught a TD pass in 5 straight games.

JUNIOR (2016): Started all 14 games; 48 receptions for 679 yards (14.2 avg.) and 5 TDs.

- 3rd-team All-American.
- 2nd-team All-Big Ten.
- His 48 receptions led the Big Ten and were 7th nationally among tight ends.
- His 679 receiving yards led all Big Ten tight ends, were 7th nationally at the position and set a single-season tight end school record.

SOPHOMORE (2015): Played in 11 games with 8 starts; 13 receptions for 125 yards (9.6 avg.) and 1 TD.

TRUE FRESHMAN (2014): Played in all 13 games with 1 start; 11 receptions for 114 yards (10.4 avg.).

- Big Ten All-Freshman Team.

HIGH SCHOOL (SOUTHERN REGIONAL HS - MANAHAWKIN, N.J.)

- Became the school's all-time leading receiver with 103 receptions for 1,817 yards (17.6 avg.) and 16 TDs.

- Also played basketball and volleyball.
- Became the school's all-time leading scorer in basketball with 1,867 points.
- Won the state's 2014 dunk contest.
- Helped his school win a state title in basketball.

SENIOR (2013): 33 receptions for 530 yards (16.1 avg.) and 4 TDs.

- All-American.
- All-state.

JUNIOR (2012): 50 receptions for 954 yards (19.1 avg.) and 9 TDs.

- Helped his team finish as state runner-ups.

SOPHOMORE (2011): 16 receptions for 276 yards (17.3 avg.) and 3 TDs.

OFF THE FIELD

COMMUNITY:

- In 2019, volunteered at the annual Dolphins holiday gift event through Football Unites and spent time with the 200 members of South Florida families.

PERSONAL:

- **PRONUNCIATION:** Last name is pronounced guh-sick-EE.
- **MAJOR:** Advertising and public relations.

MIKE GESICKI'S NFL REGULAR SEASON STATS

YEAR	TEAM	GP	GS	RECEIVING					RUSHING				
				REC	YDS	AVG	LG	TD	ATT	YDS	AVG	LG	TD
2018	MIAMI	16	7	22	202	9.2	27	0	0	0	0.0	0	0
2019	MIAMI	16	5	51	570	11.2	34	5	0	0	0.0	0	0
2020	MIAMI	15	9	53	703	13.3	70	6	0	0	0.0	0	0
NFL TOTALS		47	21	126	1,475	11.7	70	11	0	0	-	0	0

ADDITIONAL STATS

Miscellaneous Tackles: 1 in 2018, 2 in 2019 for total of 3.

SINGLE-GAME CAREER HIGHS

Receptions: 9 vs. Cincinnati, 12/6/20
Receiving Yards: 130 vs. Buffalo, 9/20/20
Longest Reception: 70 at San Francisco, 10/11/20
Receiving TDs: 2 Twice, last: vs. Kansas City, 12/13/20

2018 GAME-BY-GAME STATS (MIAMI)

DATE	OPPONENT	P/S	REC	YDS	AVG	LG	TD
09/09	TENNESSEE	1/1	1	11	11.0	11	0
09/16	at N.Y. Jets	1/0	0	0	0.0	-	0
09/23	OAKLAND	1/0	3	31	10.3	19	0
09/30	at New England	1/0	1	9	9.0	9	0
10/07	at Cincinnati	1/1	3	26	8.7	16	0
10/14	CHICAGO	1/0	1	11	11.0	11	0
10/21	DETROIT	1/0	3	44	14.7	27	0
10/25	at Houston	1/1	4	14	3.5	10	0
11/04	N.Y. JETS	1/0	0	0	0.0	-	0
11/11	at Green Bay	1/0	1	5	5.0	5	0
11/25	at Indianapolis	1/1	1	5	5.0	5	0
12/02	BUFFALO	1/0	0	0	0.0	-	0
12/09	NEW ENGLAND	1/1	0	0	0.0	-	0
12/16	at Minnesota	1/1	2	23	11.5	14	0
12/23	JACKSONVILLE	1/0	1	5	5.0	5	0
12/30	at Buffalo	1/1	1	18	18.0	18	0
2018 TOTALS		16/7	22	202	9.2	27	0

2019 GAME-BY-GAME STATS (MIAMI)

DATE	OPPONENT	P/S	REC	YDS	AVG	LG	TD
09/08	BALTIMORE	1/0	2	31	15.5	26	0
09/15	NEW ENGLAND	1/0	1	11	11.0	11	0
09/22	at Dallas	1/0	3	9	3.0	5	0
09/29	L.A. CHARGERS	1/1	0	0	0.0	-	0
10/13	WASHINGTON	1/0	3	51	17.0	30	0
10/20	at Buffalo	1/0	4	41	10.3	17	0
10/28	at Pittsburgh	1/0	2	10	5.0	5	0
11/03	N.Y. JETS	1/0	6	95	15.8	34	0
11/10	at Indianapolis	1/1	3	28	9.3	12	0
11/17	BUFFALO	1/0	4	18	4.5	10	0
11/24	at Cleveland	1/0	3	28	9.3	11t	1
12/01	PHILADELPHIA	1/1	5	79	15.8	21	1
12/08	at N.Y. Jets	1/1	1	6	6.0	6	0
12/15	at N.Y. Giants	1/0	4	47	11.8	24	0
12/22	CINCINNATI	1/1	6	82	13.7	31t	2
12/29	at New England	1/0	4	34	8.5	14	1
2019 TOTALS		16/5	51	570	11.2	34	5

2020 GAME-BY-GAME STATS (MIAMI)

DATE	OPPONENT	P/S	REC	YDS	AVG	LG	TD
09/13	at New England	1/1	3	30	10.0	18	0
09/20	BUFFALO	1/1	8	130	16.3	27	1
09/24	at Jacksonville	1/1	1	15	15.0	15t	1
10/04	SEATTLE	1/0	1	15	15.0	15	0
10/11	at San Francisco	1/0	5	91	18.2	70	0
10/18	N.Y. JETS	1/1	0	0	0.0	0	0
11/01	L.A. RAMS	1/0	1	8	8.0	8	0
11/08	at Arizona	1/1	3	42	14.0	19	0
11/15	L.A. CHARGERS	1/0	2	40	20.0	23	0
11/22	at Denver	1/1	4	43	10.8	25	0
11/29	at N.Y. Jets	1/1	2	35	17.5	22	1
12/06	CINCINNATI	1/1	9	88	9.8	20	1
12/13	KANSAS CITY	1/1	5	65	13.0	29t	2
12/20	NEW ENGLAND				INACTIVE		
12/26	at Las Vegas	1/0	4	54	13.5	31	0
01/03	at Buffalo	1/0	5	47	9.4	23	0
2020 TOTALS		15/9	53	703	13.3	70	6



19

JAKEEM GRANT SR.

WIDE RECEIVER // 5-7 // 171 // TEXAS TECH '16
 ACQUIRED: D6A, '16
 HOMETOWN: DALLAS, TEXAS // BORN: 10/30/92
 NFL: SIXTH SEASON // DOLPHINS: SIXTH SEASON

NFL CAREER

TRANSACTIONS:

- 6th-round pick (186th overall) by Miami in the 2016 NFL Draft.

CAREER HONORS:

- 2020 2nd-team All-Pro returner.
- AFC Special Teams Player of the Week (vs. L.A. Rams, 11/1/20).
- AFC Special Teams Player of the Week (vs. Tennessee, 9/9/18).

CAREER HIGHLIGHTS:

- Played in 66 career games with 8 starts.
- 89 receptions for 1,008 yards (11.3 avg.) and 5 TDs.
- 12 carries for 43 yards (3.6 avg.) and 1 TD.
- 87 kickoff returns for 2,160 yards (24.8 avg.) and 2 TDs.
- 93 punt returns for 919 yards (9.9 avg.) and 3 TDs.
- 4 special teams tackles (3 solo).
- 6 miscellaneous tackles.
- Franchise record holder with 5 special teams return TDs.

- Franchise record holder with 3 punt return TDs.
- His 2,160 career kickoff return yards are 6th in Dolphins history.
- His 919 career punt return yards are 5th in Dolphins history:

DOLPHINS ALL-TIME PUNT RETURN YARDAGE LEADERS			
PLAYER	YEARS	NO.	YARDS
1. Jake Scott	1970-75	127	1,330
2. Wes Welker	2004-06	127	1,232
3. Davone Bess	2008-12	115	1,196
4. O.J. McDuffie	1993-01	127	1,127
5. JAKEEM GRANT	2016-20	93	919

- His 330 punt return yards in 2020 were 2nd in the NFL:

NFL PUNT RETURN YARDAGE LEADERS (2020)			
PLAYER	TEAM	NO.	YARDS
1. Gunner Olszewski	New England	20	346
2. JAKEEM GRANT	MIAMI	29	330
3. Nyheim Hines	Indianapolis	30	300
4. Ray-Ray McCloud	Pittsburgh	29	298
5. Andre Roberts	Buffalo	29	286

- His 88-yard punt return TD vs. the L.A. Rams on 11/1/20 was the longest in team history.
- Posted his 1st kickoff return TD (102 yards) vs. Tennessee on 9/9/18. It was the 2nd-longest kickoff return in franchise history.
- Joined RB Kenyan Drake in 2016 as the 2nd pair of Dolphins rookies to have a kickoff and punt returned for a TD in the same season. It was just the 4th time in NFL history two different rookies on the same team combined for a kickoff and punt return for TD in the same season.
- Was 1 of just 2 NFL players (Andre Roberts) to return 2 kicks for TDs - 1 punt and 1 kickoff in 2018.
- At the time of his injury in 2018, was leading the NFL with 535 kickoff return yards and 4th with 228 punt return yards.

2020 (MIAMI):

- Played in 14 games with 4 starts.
 - Inactive for 2 games.
 - 36 receptions for 373 yards (10.4 avg.) and 1 TD.
 - 3 carries for 20 yards (6.7 avg.).
 - 6 kickoff returns for 129 yards (21.5 avg.).
 - 29 punt returns for 330 yards (11.4 avg.) and 1 TD.
 - 4 miscellaneous tackles.
 - 1 special teams fumble recovery.
- VS. L.A. RAMS (11/1):** 1 reception for 15 yards; 1 kickoff return for 45 yards; 1 punt return for 88 yards and a TD.
- His 88-yard punt return TD in the 2nd quarter was the longest in team history.
 - The punt return TD was the 3rd of his career, setting a new franchise record.
 - Became the 1st NFL player since 2002 (Baltimore's Lamont Brightful) to have an 88+ yard punt return and 45+ yard kickoff return in the same game.
- VS. L.A. CHARGERS (11/15):** 4 receptions for 43 yards (10.8 avg.) and 1 TD; 3 punt returns for 57 yards (19.0 avg.).
- Caught a 3-yard TD pass from QB Tua Tagovailoa in the 1st quarter to extend Miami's lead to 14-0.
- AT ARIZONA (11/8):** 4 receptions for 35 yards (8.8

avg.); 1 kickoff return for 15 yards; 1 punt return for 10 yards.

HONORS:

- 2nd-team All-Pro returner.
- AFC Special Teams Player of the Week (vs. L.A. Rams, 11/1).

2019 (MIAMI):

- Played in 10 games with 2 starts.
- Inactive for 1 game.
- Missed the rest of the season after being placed on injured reserve on Nov. 27.
- 19 receptions for 164 yards (8.6 avg.).
- 4 carries for 5 yards (1.2 avg.) and 1 TD.
- 23 kickoff returns for 578 yards (25.1 avg.) and 1 TD.
- 5 punt returns for 6 yards (1.2 avg.).
- 1 miscellaneous tackle.

AT PITTSBURGH (10/28): 2 receptions for 32 yards (16.0 avg.); 4 kickoff returns for 83 yards (20.8 avg.).

VS. N.Y. JETS (11/3): 3 receptions for 33 yards (11.0 avg.); 3 kickoff returns for 36 yards (12.0 avg.).

VS. BUFFALO (11/17): 3 receptions for 32 yards (10.7 avg.); 1 carry for 7 yards and 1 TD; 5 kickoff returns for 198 yards (39.6 avg.) and 1 TD.

- Returned a kickoff 101 yards for a TD with 1:09 remaining in the 1st half.
- He became the franchise record holder with 4 special teams return TDs.
- His 198 kickoff return yards were tied for 6th-most in team history and most in a game since 2009 (Ted Ginn Jr.).

2018 (MIAMI):

- Played in 10 games with 2 starts.
- Inactive for 1 game.
- Missed the rest of the season after being placed on injured reserve on Nov. 28.
- 21 receptions for 268 yards (12.8 avg.) and 2 TDs.
- 1 carry for 5 yards (5.0 avg.).
- 18 kickoff returns for 535 yards (29.7 avg.) and 1 TD.
- 14 punt returns for 228 yards (16.3 avg.) and 1 TD.
- 1 miscellaneous tackle.
- Was 1 of just 2 NFL players (Andre Roberts) to return 2 kicks for TDs - 1 punt and 1 kickoff.
- At the time of his injury, was leading the NFL with 535 kickoff return yards and 4th with 228 punt return yards.

VS. TENNESSEE (9/9): 5 receptions for 38 yards (7.6 avg.); 1 punt return for -1 yards (-1.0 avg.); 2 kickoff returns for 125 yards (62.5 avg.) and 1 TD.

- Returned a kickoff 102 yards for a TD in the 4th quarter to give Miami a 17-10 lead. It was his 1st career kickoff return for a TD and the 2nd-longest in franchise history (Mercury Morris, 105t, 9/14/69 at Cincinnati).

VS. OAKLAND (9/23): 2 receptions for 70 yards (35.0 avg.) and 2 TDs; 4 kickoff returns for 105 yards (26.3 avg.).

- Scored on an 18-yard shovel pass from QB Ryan Tannehill in the 3rd quarter.
- Caught a 52-yard TD pass from WR Albert Wilson to put Miami ahead 21-17 with 7:18 remaining in

the game.

- It was the first multi-TD game of his career.

AT CINCINNATI (10/7): 3 punt returns for 85 yards (28.3 avg.) and 1 TD; 3 kickoff returns for 89 yards (29.7 avg.).

- Returned a punt 71 yards for a TD in the 2nd quarter to extend Miami's lead 14-0. It was his 2nd career punt return for a TD.
- Became the 1st player in Dolphins history to score on a reception, kickoff return and punt return in the same season.
- Became the 2nd player in NFL history (Dante Hall, 2003) with a 100+ yard kickoff return touchdown, 70+ yard punt return touchdown and 50+ yard touchdown catch in the same season.

HONORS:

- AFC Special Teams Player of the Week (vs. Tennessee, 9/9).

2017 (MIAMI):

- Played in all 16 games.
- 13 receptions for 203 yards (15.6 avg.) and 2 TDs.
- 3 carries for 12 yards (4.0 avg.).
- 21 kickoff returns for 479 yards (22.8 avg.).
- 25 punt returns for 190 yards (7.6 avg.).
- 1 assisted special teams tackle.

AT N.Y. JETS (9/24): 1 reception for 12 yards.

- Reeled in his first NFL reception.

VS. NEW ENGLAND (12/11): 2 receptions for 42 yards (21.0 avg.) and 1 TD.

- Hauled in a 25-yard TD pass from QB Jay Cutler to give Miami a 20-10 lead.
- It was his first NFL TD reception.

AT KANSAS CITY (12/24): 4 receptions for 107 yards (26.8 avg.) and 1 TD.

- Scored on a 65-yard TD reception in the 2nd quarter from QB Jay Cutler.
- Totaled 101 receiving yards in the 1st half.
- It was the 1st 100-yard game of his career.

2016 (MIAMI):

- Played in all 16 games.
- 1 carry for 1 yard.
- 19 kickoff returns for 439 yards (23.1 avg.).
- 20 punt returns for 165 yards (8.3 avg.) and 1 TD.
- 1 solo special teams tackle.
- Joined RB Kenyan Drake as the 2nd pair of Dolphins rookies to have a kickoff and punt returned for a TD in the same season. It was just the 4th time in NFL history two different rookies on the same team combined for a kickoff and punt return for TD in the same season.

AT SEATTLE (9/11): 3 punt returns for 16 yards (5.3 avg.); 2 kickoff returns for 67 yards (33.5 avg.).

- Made his NFL debut.

VS. TENNESSEE (10/9): 1 punt return for 74 yards and 1 TD; 2 kickoff returns for 47 yards (23.5 avg.).

- His 74-yard TD was the 7th-longest punt return in team history and 3rd-longest by a rookie.

POSTSEASON:

AFC WILD CARD AT PITTSBURGH (1/8): 1 kickoff return for 18 yards.

BEFORE THE NFL

COLLEGE (TEXAS TECH):

- 4-year letterman (2012-15) and 3-year starter.

CAREER: Played in 50 games with 32 starts; 255 receptions for 3,289 yards (12.9 avg.) and 27 TDs; 33 carries for 199 yards (6.0 avg.) and 2 TDs; 87 kickoff returns for 2,169 yards (24.9 avg.) and 4 TDs.

- Left as the school's all-time leading receiver with 3,289 yards.

SENIOR (2015): Played in all 13 games with 10 starts; 90 receptions for 1,268 yards (14.1 avg.) and 10 TDs; 8 carries for 68 yards (8.5 avg.) and 2 TDs; 36 kickoff returns for 1,017 yards (26.1 avg.) and 2 TDs.

- His 181.0 all-purpose yards per game was 4th nationally, led the Big 12 and was a single-season school record.

- His 1,017 kickoff return yards were 4th nationally and led the Big 12.

- His 2 kickoff return TDs were 5th nationally and tied for the most in the Big 12.

- His 6.9 receptions per game were 2nd in the Big 12 and his 1,268 receiving yards were 4th.

- All-American as a kickoff returner/all-purpose player.

- 1st-team All-Big 12.

JUNIOR (2014): Played in all 12 games with 11 starts; 67 receptions for 938 yards (14.0 avg.) and 7 TDs; 5 carries for 35 yards (7.0 avg.); 23 kickoff returns for 515 yards (22.4 avg.).

- Led the team with 67 receptions and 938 receiving yards.

- Was the only Big 12 player with at least 900 receiving and 500 kickoff return yards.

- His 67 receptions were 4th in the Big 12.

- Honorable mention All-Big 12.

SOPHOMORE (2013): Played in 12 games with 8 starts; 65 receptions for 796 yards (12.2 avg.) and 7 TDs; 12 carries for 77 yards (6.4 avg.); 19 kickoff returns for 400 yards (21.1 avg.).

- His 65 receptions were 5th in the Big 12 and his 796 receiving yards were 6th.

- Honorable mention All-Big 12.

REDSHIRT FRESHMAN (2012): Played in all 13 games with 3 starts; 33 receptions for 287 yards (9.7 avg.) and 3 TDs; 8 carries for 19 yards (2.4 avg.); 6 kickoff returns for 237 yards (39.5 avg.) and 2 TDs.

- All-Big 12 Freshman Team.

- Redshirted in 2011.

HIGH SCHOOL (MESQUITE HS - MESQUITE, TEXAS)

- Also earned all-state honors in track and field.

SENIOR (2010): 79 receptions for 1,306 yards (16.5 avg.) and 13 TDs; 66 carries for 516 yards (7.8 avg.) and 9 TDs.

- All-state.

- All-area.

OFF THE FIELD

COMMUNITY:

- Supported the 2019 DCC bike ride by signing autographs for fans.

- Participated in the 2019 spring break youth football camp.

PERSONAL:

- MAJOR:** Exercise and sport sciences.

JAKEEM GRANT'S NFL REGULAR SEASON STATS

YEAR	TEAM	GP	GS	RECEIVING					RUSHING				
				REC	YDS	AVG	LG	TD	ATT	YDS	AVG	LG	TD
2016	MIAMI	16	0	0	0	0.0	0	0	1	1	1.0	1	0
2017	MIAMI	16	0	13	203	15.6	65t	2	3	12	4.0	7	0
2018	MIAMI	10	2	21	268	12.8	52t	2	1	5	5.0	5	0
2019	MIAMI	10	2	19	164	8.6	18	0	4	5	1.3	7t	1
2020	MIAMI	14	4	36	373	10.4	30	1	3	20	6.7	29	0
NFL TOTALS		66	8	89	1,008	11.3	65t	5	12	43	3.6	29	1

JAKEEM GRANT'S NFL REGULAR SEASON RETURNING STATS

YEAR	TEAM	KR	KICKOFF RETURN				PR	FC	PUNT RETURN			
			YDS	AVG	LG	TD			YDS	AVG	LG	TD
2016	MIAMI	19	439	23.1	45	0	20	3	165	8.3	74	1
2017	MIAMI	21	479	22.8	31	0	25	11	190	7.6	27	0
2018	MIAMI	18	535	29.7	102	1	14	6	228	16.3	71	1
2019	MIAMI	23	578	25.1	101	1	5	0	6	1.2	5	0
2020	MIAMI	6	129	21.5	45	0	29	8	330	11.4	88	1
NFL TOTALS		87	2,160	24.8	102	2	93	28	919	9.9	88	3

JAKEEM GRANT'S NFL PLAYOFF STATS

YEAR	TEAM	GP	GS	RECEIVING					RUSHING				
				REC	YDS	AVG	LG	TD	ATT	YDS	AVG	LG	TD
2016	MIAMI	1	0	0	0	0.0	0	0	0	0	0.0	0	0
PLAYOFF TOTALS		1	0	0	0	0.0	0	0	0	0	0.0	0	0

JAKEEM GRANT'S NFL PLAYOFF RETURNING STATS

YEAR	TEAM	KR	KICKOFF RETURN				PR	FC	PUNT RETURN			
			YDS	AVG	LG	TD			YDS	AVG	LG	TD
2016	MIAMI	1	18	18.0	18	0	0	0	0	0.0	-	0
NFL TOTALS		1	18	18.0	18	0	0	0	0	0.0	-	0

ADDITIONAL STATS

Special Teams Tackles: 1 in 2016, 1 in 2017 and 1 in 2019 for total of 3.

Special Teams Fumble Recoveries: 3 in 2016, 2 in 2017 and 1 in 2020 for total of 6.

Miscellaneous Tackles: 1 in 2018, 1 in 2019, 4 in 2020 for total of 6.

Defensive Tackles: 1 in 2019.

SINGLE-GAME CAREER HIGHS

Receptions:	5	Twice, last: at Las Vegas, 12/26/20
Receiving Yards:	107	at Kansas City, 12/24/17
Longest Reception:	65t	at Kansas City, 12/24/17
Receiving TDs:	1	twice, last: at Kansas City, 12/24/17
Punt Returns:	6	vs. N.Y. Jets, 10/18/20
Punt Return Yards:	88	vs. L.A. Rams, 11/1/20
Longest Punt Return:	88t	vs. L.A. Rams, 11/1/20
Punt Return TDs:	1	3 times, last: vs. L.A. Rams, 11/1/20
Kickoff Returns:	5	Twice, last: vs. Buffalo, 11/17/19
Kickoff Return Yards:	198	vs. Buffalo, 11/17/19
Longest Kickoff Return:	102t	vs. Tennessee, 9/9/18
Kickoff Return TDs:	1	Twice, last: vs. Buffalo, 11/17/19

100-YARD RECEIVING GAMES (1)

DATE	OPPONENT	REC	YDS	AVG	LG	TD
12/24/17	at Kansas City	4	107	26.8	65t	1

2016 GAME-BY-GAME STATS (MIAMI)

DATE	OPPONENT	P/S	REC	YDS	AVG	LG	TD
09/11	at Seattle	1/0	0	0	0.0	-	0
09/18	at New England	1/0	0	0	0.0	-	0
09/25	CLEVELAND	1/0	0	0	0.0	-	0
09/29	at Cincinnati	1/0	0	0	0.0	-	0
10/09	TENNESSEE	1/0	0	0	0.0	-	0
10/16	PITTSBURGH	1/0	0	0	0.0	-	0
10/23	BUFFALO	1/0	0	0	0.0	-	0
11/06	N.Y. JETS	1/0	0	0	0.0	-	0
11/13	at San Diego	1/0	0	0	0.0	-	0
11/20	at L.A. Rams	1/0	0	0	0.0	-	0
11/27	SAN FRANCISCO	1/0	0	0	0.0	-	0
12/04	at Baltimore	1/0	0	0	0.0	-	0
12/11	ARIZONA	1/0	0	0	0.0	-	0
12/17	at N.Y. Jets	1/0	0	0	0.0	-	0
12/24	at Buffalo	1/0	0	0	0.0	-	0
01/01	NEW ENGLAND	1/0	0	0	0.0	-	0
2016 TOTALS		16/0	0	0	0.0	-	0

DATE	OPPONENT	P/S	REC	YDS	AVG	LG	TD
01/08	at Pittsburgh*	1/0	0	0	0.0	-	0

*AFC Wild Card game

2017 GAME-BY-GAME STATS (MIAMI)

DATE	OPPONENT	P/S	REC	YDS	AVG	LG	TD
09/17	at L.A. Chargers	1/0	0	0	0.0	-	0
09/24	at N.Y. Jets	1/0	1	12	12.0	12	0
10/01	NEW ORLEANS	1/0	0	0	0.0	-	0
10/08	TENNESSEE	1/0	1	-1	-1.0	-1	0
10/15	at Atlanta	1/0	1	4	4.0	4	0
10/22	N.Y. JETS	1/0	0	0	0.0	-	0
10/26	at Baltimore	1/0	0	0	0.0	-	0
11/05	OAKLAND	1/0	0	0	0.0	-	0
11/13	at Carolina	1/0	0	0	0.0	-	0
11/19	TAMPA BAY	1/0	0	0	0.0	-	0
11/26	at New England	1/0	0	0	0.0	-	0
12/03	DENVER	1/0	0	0	0.0	-	0
12/11	NEW ENGLAND	1/0	2	42	21.0	25t	1
12/17	at Buffalo	1/0	1	13	13.0	13	0
12/24	at Kansas City	1/0	4	107	26.8	65t	1
12/31	BUFFALO	1/0	3	26	8.7	13	0
2017 TOTALS		16/0	13	203	15.6	65t	2

2018 GAME-BY-GAME STATS (MIAMI)

DATE	OPPONENT	P/S	REC	YDS	AVG	LG	TD
09/09	TENNESSEE	1/0	5	38	7.6	13	0
09/16	at N.Y. Jets	1/1	2	27	13.5	16	0
09/23	OAKLAND	1/0	2	70	35.0	52t	2
09/30	at New England	1/0	2	17	8.5	9	0
10/07	at Cincinnati	1/0	0	0	0.0	-	0
10/14	CHICAGO	1/0	3	32	10.7	25	0
10/21	DETROIT	1/0	2	32	16.0	19	0
10/25	at Houston	1/1	4	36	9.0	16	0
11/04	N.Y. JETS	1/0	1	16	16.0	16	0
11/11	at Green Bay	1/0	0	0	0.0	-	0
11/25	at Indianapolis					INACTIVE	
12/02	BUFFALO					INJURED RESERVE	
12/09	NEW ENGLAND					INJURED RESERVE	
12/16	at Minnesota					INJURED RESERVE	
12/23	JACKSONVILLE					INJURED RESERVE	
12/30	at Buffalo					INJURED RESERVE	
2018 TOTALS		10/3	21	268	12.8	52t	2

2019 GAME-BY-GAME STATS (MIAMI)

DATE	OPPONENT	P/S	REC	YDS	AVG	LG	TD
09/08	BALTIMORE	1/0	1	-3	-3.0	-3	0
09/15	NEW ENGLAND	1/0	3	22	7.3	16	0
09/22	at Dallas	1/0	4	27	6.8	10	0
09/29	L.A. CHARGERS	1/1	1	6	6.0	6	0
10/13	WASHINGTON					INACTIVE	
10/20	at Buffalo	1/0	0	0	0.0	0	0
10/28	at Pittsburgh	1/0	2	32	16.0	17	0
11/03	N.Y. JETS	1/0	3	33	11.0	18	0
11/10	at Indianapolis	1/0	2	15	7.5	12	0
11/17	BUFFALO	1/1	3	32	10.7	12	0
11/24	at Cleveland	1/0	0	0	0.0	-	0
12/01	PHILADELPHIA					INJURED RESERVE	
12/08	at N.Y. Jets					INJURED RESERVE	
12/15	at N.Y. Giants					INJURED RESERVE	
12/22	CINCINNATI					INJURED RESERVE	
12/29	at New England					INJURED RESERVE	
2019 TOTALS		10/2	19	164	8.6	18	0

2020 GAME-BY-GAME STATS (MIAMI)

DATE	OPPONENT	P/S	REC	YDS	AVG	LG	TD
09/13	at New England	1/0	3	25	8.3	14	0
09/20	BUFFALO	1/0	1	2	2.0	2	0
09/24	at Jacksonville	1/0	1	19	19.0	19	0
10/04	SEATTLE	1/0	3	36	12.0	18	0
10/11	at San Francisco	1/0	1	6	6.0	6	0
10/18	N.Y. JETS	1/0	4	48	12.0	30	0
11/01	L.A. RAMS	1/1	1	15	15.0	15	0
11/08	at Arizona	1/0	4	35	8.8	16	0
11/15	L.A. CHARGERS	1/0	4	43	10.8	15	1
11/22	at Denver	1/1	2	12	6.0	10	0
11/29	at N.Y. Jets	1/0	2	15	7.5	10	0
12/06	CINCINNATI	1/1	2	42	21.0	22	0
12/13	KANSAS CITY	1/0	3	32	10.7	18	0
12/20	NEW ENGLAND					INACTIVE	
12/26	at Las Vegas	1/1	5	43	8.6	14	0
01/03	at Buffalo					INACTIVE	
2020 TOTALS		14/4	36	373	10.4	30	1



53

SHAQUEM GRIFFIN

LINEBACKER // 6-0 // 227 // CENTRAL FLORIDA '18
 ACQUIRED: FA, '21
 HOMETOWN: ST. PETERSBURG, FLA. // BORN: 7/20/95
 NFL: FOURTH SEASON // DOLPHINS: FIRST SEASON

NFL CAREER

TRANSACTIONS:

- Signed by Miami on July 23, 2021.
- Promoted from Seattle's practice squad on Oct. 3, 2020.
- Signed to Seattle's practice squad on Sept. 6, 2020.
- Waived by Seattle on Sept. 5, 2020.
- 5th-round pick (141st overall) by Seattle in the 2018 NFL Draft.

CAREER HIGHLIGHTS:

- Played in 46 career games with 1 start.
- 11 tackles (10 solo), 1 sack, 1 pass defended.
- 14 special teams tackles (7 solo).
- Appeared in 4 postseason games.

2020 (SEATTLE):

- Played in 14 games.
- Promoted from Seattle's practice squad on Oct. 3
- 5 solo tackles, 1 tackle for loss, 3 quarterback hits, 1 sack and 1 pass defended.
- 4 special teams tackles (1 solo).

AT. MIAMI (10/4): 2 solo tackles.

VS. N.Y. JETS (12/13): 1 solo tackle and 1 sack.

- Sacked QB Sam Darnold for a 9-yard loss in the 3rd quarter.

POSTSEASON:

NFC WILD CARD VS. L.A. RAMS (1/9): Played but did not record any stats.

2019 (SEATTLE):

- Played in all 16 games.
- 2 solo tackles and 3 quarterback hits.
- 3 special teams tackles (1 solo).

AT PHILADELPHIA (11/24): 1 solo tackle and two quarterback hits.

VS. ARIZONA (12/22): 1 solo tackle.

POSTSEASON:

NFC WILD CARD AT PHILADELPHIA (1/5): Played but did not record any stats.

NFC DIVISIONAL AT GREEN BAY (1/12): 1 solo tackle and 1 sack.

- Sacked QB Aaron Rodgers for an 8-yard loss in the 4th quarter.

2018 (SEATTLE):

- Played in all 16 games with 1 start.
- 4 tackles (3 solo).
- 7 special teams tackles (5 solo).

AT DENVER (9/9): 3 solo tackles.

- Made his NFL debut and first career start.

AT ARIZONA (9/30): 2 tackles on special teams.

POSTSEASON:

NFC WILD CARD AT DALLAS (1/5): 1 assisted tackle on special teams.

BEFORE THE NFL

COLLEGE (CENTRAL FLORIDA):

- 3-year letterman (2015-17) and 2-year starter.

CAREER: Played in 39 games with 26 starts; 175 tackles (105 solo), 18.5 sacks, 15 passes defended, 4 forced fumbles, 5 fumble recoveries and 2 interceptions.

- Started 26 consecutive games to finish his career.

SENIOR (2017): Started all 13 games; 74 tackles (44 solo), 7.0 sacks, 2 forced fumbles, 2 fumble recoveries, 1 interception and 4 passes defended.

- Chick-fil-A Peach Bowl Defensive MVP, 2018 Uplifting Athletes Rare Disease Champion award and 1st-team All-American Conference.

JUNIOR (2016): Started all 13 games; 92 tackles (57 solo), 11.5 sacks, 2 forced fumbles, 2 fumble recoveries, 1 interception and 8 passes defended.

- American Athletic Conference Defensive Player of the Year and All-American Conference First Team.

SOPHOMORE (2015): Played in 12 games; 9 tackles (5 solo), 1 fumble recovery and 1 pass defended.

REDSHIRT FRESHMAN (2014): Played in all 1 game.

- Redshirted in 2013.

HIGH SCHOOL (LAKEWOOD HS - LAKEWOOD, FLA.)

- Also lettered in track and field.

SENIOR (2012): 72 tackles, 1 sack and 12 passes defended.

- 2012 class 5A 2nd-team all-state.

JUNIOR (2011): 61 tackles, 1 sack, 1 interception and 10 passes defended.

OFF THE FIELD

PERSONAL:

- Twin brother, Shaquill, plays cornerback for Jacksonville.
- **PRONUNCIATION:** First name is pronounced shuh-KEEM.
- **MAJOR:** Human communication

SHAQUEM GRIFFIN'S NFL REGULAR SEASON STATS

YEAR	TEAM	GP	GS	TACKLES					INTERCEPTIONS					FUMBLES	
				TOT	SOLO	ASST	SK	YDS	INT	YDS	LG	TD	PD	FF	FR
2018	SEATTLE	16	1	4	3	1	0.0	0.0	0	0	0	0	0	0	0
2019	SEATTLE	16	0	2	2	0	0.0	0.0	0	0	0	0	0	0	0
2020	SEATTLE	14	0	5	5	0	1.0	9.0	0	0	0	0	1	0	0
NFL TOTALS		46	1	11	10	1	1.0	9.0	0	0	0	0	1	0	0

SHAQUEM GRIFFIN'S NFL PLAYOFF STATS

YEAR	TEAM	GP	GS	TACKLES					INTERCEPTIONS					FUMBLES	
				TOT	SOLO	ASST	SK	YDS	INT	YDS	LG	TD	PD	FF	FR
2018	SEATTLE	1	0	0	0	0	0.0	0.0	0	0	0	0	0	0	0
2019	SEATTLE	2	0	1	1	0	1.0	8.0	0	0	0	0	0	0	0
2020	SEATTLE	1	0	0	0	0	0.0	0.0	0	0	0	0	0	0	0
PLAYOFF TOTALS		4	0	1	1	1	1.0	8.0	0	0	0	0	0	0	0

ADDITIONAL STATS

Special Teams Tackles: (Seattle) 7 in 2018 (P-1), 3 in 2019 and 4 in 2020 for total of 14.

SINGLE-GAME CAREER HIGHS

- Tackles:** 3 at Denver, 9/9/18
- Sacks:** 1.0 2 times, last: at Green Bay, 1/12/21 (NFC Divisional) vs. Dallas, 9/27/20
- Passes Defended:** 1



36

NATE HOLLEY

SAFETY // 6-1 // 210 // KENT STATE '17

ACQUIRED: FA, '20

HOMETOWN: TOLEDO, OHIO // BORN: 12/5/94

NFL: SECOND SEASON // DOLPHINS: SECOND SEASON

NFL CAREER

TRANSACTIONS:

- Promoted from Miami's practice squad on Jan. 2, 2021.
- Signed to Miami's practice squad on Sept. 6, 2020.
- Waived by Miami on Sept. 5, 2020.
- Signed by Miami on Aug. 22, 2020.
- Waived by the L.A. Rams on Aug. 31, 2018.
- Signed by the L.A. Rams as an undrafted college free agent on June 8, 2018.

CAREER HIGHLIGHTS:

- Played in 3 career games.
- 3 special teams tackles (2 solo).

2020 (MIAMI):

- Played in 3 games.
- Promoted to the active roster on Jan. 2.
- Elevated to the active roster for 2 games.
- 3 special teams tackles (2 solo).

VS. CINCINNATI (12/6): Played but did not record any stats.

- Made his NFL debut.

VS. KANSAS CITY (12/13): 2 special teams tackles (1 solo).

AT BUFFALO (1/3): 1 solo special teams tackle.

2019 (CALGARY-CFL):

- Played in 18 games.
- 78 tackles, 1 sack and 1 interception.
- Named the CFL's Most Outstanding Rookie.

2018 (L.A. RAMS/NEBRASKA-IFL/AUSTIN-TSL):

- Spent time with The Spring League in Austin, Texas.
- Played in 2 games with the Nebraska Danger of the Indoor Football League.
- 23 tackles (15 solo) and 1 forced fumble with the Nebraska Danger.
- Spent the offseason and training camp with the L.A. Rams.

BEFORE THE NFL

COLLEGE (KENT STATE):

- 4-year letterman (2013-16) and 3-year starter.

CAREER: Played in 44 games with 34 starts; 425 tackles (256 solo), 3 sacks, 1 interception, 8 passes defended, 2 forced fumbles and 1 fumble recovery.

SENIOR (2016): Started 9 games; 111 tackles (80 solo), 1 sack, 1 pass defended and 1 fumble recovery.

- His 8.9 solo tackles per game led the nation.
- His 12.3 total tackles per game ranked 2nd in the nation.

JUNIOR (2015): Played in all 12 games with 11 starts; 139 tackles (79 solo), 2 sacks, 1 interception and 4 passes defended.

- 1st-team All-MAC.

SOPHOMORE (2014): Started all 11 games; 137 tackles (75 solo), 2 passes defended and 2 forced fumbles.

- 1st-team All-MAC.
- His 12.5 tackles per game ranked 3rd in the nation.
- His 6.8 solo tackles per game ranked 6th in the nation.

TRUE FRESHMAN (2013): Played in all 12 games with 3 starts; 38 tackles (22 solo) and 1 pass defended.

HIGH SCHOOL (WHITMER HS - TOLEDO, OHIO)

- Also played wide receiver, punter and punt returner.

SENIOR (2012): 133 tackles, 5 sacks and 5 interceptions.

- Helped team advance to state championship.

OFF THE FIELD

PERSONAL:

- **MAJOR:** Kinesiology/Human Movement Studies.

NATE HOLLEY'S NFL REGULAR SEASON STATS

YEAR	TEAM	GP	GS	TACKLES					INTERCEPTIONS					FUMBLES		
				TOT	SOLO	ASST	SK	YDS	INT	YDS	LG	TD	PD	FF	FR	
2020	MIAMI	3	0	0	0	0	0.0	0.0	0	0	0	0	0	0	0	0
NFL TOTALS		3	0	0	0	0	0.0	0.0	0	0	0	0	0	0	0	0

ADDITIONAL STATS

Special Teams Tackles: (Miami) 3 in 2020.



86

MACK HOLLINS

WIDE RECEIVER // 6-4 // 221 // NORTH CAROLINA '17
ACQUIRED: WAI., '19 (PHI.)
HOMETOWN: ROCKVILLE, MD. // BORN: 9/16/93
NFL: FIFTH SEASON // DOLPHINS: SECOND SEASON

NFL CAREER

TRANSACTIONS:

- Awarded off waivers to Miami on Dec. 4, 2019.
- Waived by Philadelphia on Dec. 3, 2019.
- 4th-round pick (118th overall) by Philadelphia in the 2017 NFL Draft.

CAREER HIGHLIGHTS:

- Played in 48 career games with 5 starts.
- 42 receptions for 527 yards (12.5 avg.) and 2 TDs.
- 10 special teams tackles (6 solo).
- 1 miscellaneous tackle.

2020 (MIAMI):

- Played in 16 games with 2 starts.
- 16 receptions for 176 yards (11.0 avg.) and 1 TD.
- 3 special teams tackles (1 solo).

AT ARIZONA (11/8): 1 reception for 11 yards and 1 TD.

- Hauled in an 11-yard TD pass from QB Tua Tagovailoa in the 4th quarter to even the score 31-31.

- His TD reception in the 4th quarter was his 1st reception with the Dolphins.

VS. KANSAS CITY (12/13): 5 receptions for 66 yards (13.2 avg.).

AT LAS VEGAS (12/26): 2 receptions for 42 yards (21.0 avg.).

- Hauled in a 34-yard pass from QB Ryan Fitzpatrick in the 4th quarter to set up the game-winning FG by K Jason Sanders.

2019 (PHILADELPHIA/MIAMI):

- Played in 4 games with Miami.
- 1 assisted special teams tackle with Miami.
- Awarded off waivers to Miami on Dec. 4.
- Played in 12 games with 3 starts for Philadelphia.
- 10 receptions for 125 yards (12.5 avg.) with

Philadelphia.

- 1 solo special teams tackle with Philadelphia.
 - 1 miscellaneous tackle with Philadelphia.
- AT ATLANTA (9/15):** 5 receptions for 50 yards (10.0 avg.).
- VS. DETROIT (9/22):** 4 receptions for 62 yards (15.5 avg.).
- Made his 1st NFL start.

AT N.Y. JETS (12/8): Played but did not record any stats.

- Made his Dolphins debut.

2018 (PHILADELPHIA):

- Missed the entire season after being placed on injured reserve on Sept. 6.

2017 (PHILADELPHIA):

- Played in all 16 games.
- 16 receptions for 226 yards (14.1 avg.) and 1 TD.
- 5 special teams tackles (4 solo).
- 1 miscellaneous tackle.

AT WASHINGTON (9/10): Played but did not record any stats.

- Made his NFL debut.

AT KANSAS CITY (9/17): 3 receptions for 32 yards (10.7 avg.).

- Made his 1st NFL reception.

VS. WASHINGTON (10/23): 1 reception for 64 yards and 1 TD.

- Hauled in a 64-yard TD reception from QB Carson Wentz for his 1st career TD.

POSTSEASON:

NFC DIVISIONAL VS. ATLANTA (1/13): 1 reception for 9 yards.

NFC CHAMPIONSHIP VS. MINNESOTA (1/21): Played but did not record any stats.

SUPER BOWL LII VS. NEW ENGLAND (2/4): Played but did not record any stats.

BEFORE THE NFL

COLLEGE (NORTH CAROLINA):

- 4-year letterman (2013-16) and 3-year starter.

CAREER: Played in 47 games with 18 starts; 81 receptions for 1,667 yards (20.6 avg.) and 20 TDs; 24 special teams tackles (18 solo).

- Was a special teams captain for all 4 seasons.
- His 20 receiving TDs ranked 3rd in school history.
- His 20.6 yards per reception were a school record.

SENIOR (2016): Played in 7 games with 4 starts; 16 receptions for 309 yards (19.3 avg.) and 4 TDs; 1 solo special teams tackle.

JUNIOR (2015): Played in all 14 games with 5 starts; 30 receptions for 745 yards (24.8 avg.) and 8 TDs; 6 special teams tackles (4 solo).

- 2nd-team All-ACC.
- His 24.8 yards per reception led the nation.

SOPHOMORE (2014): Played in all 13 games with 8 starts; 35 receptions for 613 yards (17.5 avg.) and 8 TDs; 7 special teams tackles (6 solo).

- Honorable mention All-ACC.

REDSHIRT FRESHMAN (2013): Played in all 13 games; 10 special teams tackles (7 solo).

- Joined the team as a walk-on and redshirted the 2012 season.

HIGH SCHOOL (FORK UNION MILITARY ACADEMY – FORK UNION, VA.)

- Attended Fork Union Military Academy (Va.) following high school graduation from Wootton HS.
- Also played lacrosse and basketball.

SENIOR (2011 AT WOOTTON HS):

- Played wide receiver and defensive back.

OFF THE FIELD

COMMUNITY:

- In 2019, volunteered at the annual Dolphins holiday gift event through Football Unites and spent time with the 200 members of South Florida families.

PERSONAL:

- **MAJOR:** Exercise and sport science.

MACK HOLLINS' NFL REGULAR SEASON STATS

YEAR	TEAM	GP	GS	RECEIVING					RUSHING					
				REC	YDS	AVG	LG	TD	ATT	YDS	AVG	LG	TD	
2017	PHILADELPHIA	16	0	16	226	14.1	64t	1	0	0	0.0	0	0	
2018	PHILADELPHIA			INJURED RESERVE										
2019	PHILADELPHIA	12	3	10	125	12.5	20	0	0	0	0.0	0	0	
	MIAMI	3	0	0	0	0.0	0	0	0	0	0.0	0	0	
2020	MIAMI	16	2	16	176	11.0	34	1	0	0	0.0	0	0	
NFL TOTALS		48	5	42	527	12.5	64t	2	0	0	-	0	0	

MACK HOLLINS' NFL PLAYOFF STATS

YEAR	TEAM	GP	GS	RECEIVING					RUSHING				
				REC	YDS	AVG	LG	TD	ATT	YDS	AVG	LG	TD
2017	PHILADELPHIA	3	0	1	9	9.0	9	0	0	0	0.0	0	0
PLAYOFF TOTALS		3	0	1	9	9.0	9	0	0	0	0.0	0	0

ADDITIONAL STATS

Special Teams Tackles: (Philadelphia) 5 in 2017, 1 in 2019, (Miami) 1 in 2019, 3 in 2020 for total of 10.

Miscellaneous Tackles: (Philadelphia) 1 in 2019.

SINGLE-GAME CAREER HIGHS

Receptions: 5 Twice, last: vs. Kansas City, 12/13/20

Receiving Yards: 66 vs. Kansas City, 12/13/20

Longest Rec.: 64t vs. Washington, 10/23/17

TD Receptions: 1 Twice, last: at Arizona, 11/8/20

2017 GAME-BY-GAME STATS (PHILADELPHIA)

DATE	OPPONENT	P/S	REC	YDS	AVG	LG	TD
09/10	at Washington	1/0	0	0	0.0	0	0
09/17	at Kansas City	1/0	3	32	10.7	13	0
09/24	N.Y. GIANTS	1/0	0	0	0.0	0	0
10/01	at L.A. Chargers	1/0	0	0	0.0	0	0
10/08	ARIZONA	1/0	0	0	0.0	0	0
10/12	at Carolina	1/0	2	38	19.0	20	0
10/23	WASHINGTON	1/0	1	64	64.0	64t	1
10/29	SAN FRANCISCO	1/0	2	30	15.0	24	0
11/05	DENVER	1/0	1	8	8.0	8	0
11/19	at Dallas	1/0	1	7	7.0	7	0
11/26	CHICAGO	1/0	2	12	6.0	8	0
12/03	at Seattle	1/0	1	10	10.0	10	0
12/10	at L.A. Rams	1/0	0	0	0.0	0	0
12/17	at N.Y. Giants	1/0	0	0	0.0	0	0
12/25	OAKLAND	1/0	0	0	0.0	0	0
12/31	DALLAS	1/0	3	25	8.3	12	0
2017 TOTALS		16/0	16	226	14.1	64t	1

DATE	OPPONENT	P/S	REC	YDS	AVG	LG	TD
01/13	ATLANTA*	1/0	1	9	9.0	9	0
01/21	MINNESOTA**	1/0	0	0	0.0	0	0
02/04	vs. New England***	1/0	0	0	0.0	0	0
PLAYOFF TOTALS		3/0	1	9	9.0	9	0

* NFC Divisional game

** NFC Championship

*** Super Bowl LII

2018 GAME-BY-GAME STATS (PHILADELPHIA)


DATE	OPPONENT	P/S	REC	YDS	AVG	LG	TD
09/06	ATLANTA						
09/16	at Tampa Bay						
09/23	INDIANAPOLIS						
09/30	at Tennessee						
10/07	MINNESOTA						
10/11	at N.Y. Giants						
10/21	CAROLINA						
10/28	at Jacksonville						
11/11	DALLAS						
11/18	at New Orleans						
11/25	N.Y. GIANTS						
12/03	WASHINGTON						
12/09	at Dallas						
12/16	at L.A. Rams						
12/23	HOUSTON						
12/30	at Washington						
2018 TOTALS		0/0	0	0	0.0	-	0

2019 GAME-BY-GAME STATS (PHILADELPHIA/MIAMI)

DATE	OPPONENT	P/S	REC	YDS	AVG	LG	TD
09/08	WASHINGTON	1/0	0	0	0.0	0	0
09/15	at Atlanta	1/0	5	50	10.0	17	0
09/22	DETROIT	1/1	4	62	15.5	20	0
09/26	at Green Bay	1/0	1	13	13.0	13	0
10/06	N.Y. JETS	1/1	0	0	0.0	0	0
10/13	at Minnesota	1/0	0	0	0.0	0	0
10/20	at Dallas	1/0	0	0	0.0	0	0
10/27	at Buffalo	1/1	0	0	0.0	0	0
11/03	CHICAGO	1/0	0	0	0.0	0	0
11/17	NEW ENGLAND	1/0	0	0	0.0	0	0
11/24	SEATTLE	1/0	0	0	0.0	0	0
12/01	at Miami	1/0	0	0	0.0	0	0
PHILADELPHIA TOTALS		12/3	10	125	12.5	20	0
12/08	at N.Y. Jets	1/0	0	0	0.0	0	0
12/15	at N.Y. Giants	1/0	0	0	0.0	0	0
12/22	CINCINNATI	1/0	0	0	0.0	0	0
12/29	at New England	1/0	0	0	0.0	0	0
MIAMI TOTALS		4/0	0	0	0.0	0	0
2019 TOTALS		15/3	10	125	12.5	20	0

2020 GAME-BY-GAME STATS (MIAMI)


DATE	OPPONENT	P/S	REC	YDS	AVG	LG	TD
09/13	at New England	1/0	0	0	0.0	0	0
09/20	BUFFALO	1/0	0	0	0.0	0	0
09/24	at Jacksonville	1/0	0	0	0.0	0	0
10/04	SEATTLE	1/0	0	0	0.0	0	0
10/11	at San Francisco	1/0	0	0	0.0	0	0
10/18	N.Y. JETS	1/0	0	0	0.0	0	0
11/01	L.A. RAMS	1/0	0	0	0.0	0	0
11/08	at Arizona	1/0	1	11	11.0	11t	1
11/15	L.A. CHARGERS	1/0	1	1	1.0	1	0
11/22	at Denver	1/0	1	9	9.0	9	0
11/29	at N.Y. Jets	1/0	2	19	9.5	12	0
12/06	CINCINNATI	1/0	1	7	7.0	7	0
12/13	KANSAS CITY	1/0	5	66	13.2	23	0
12/20	NEW ENGLAND	1/1	2	18	9.0	10	0
12/26	at Las Vegas	1/1	2	42	21.0	34	0
01/03	at Buffalo	1/0	1	3	3.0	3	0
2020 TOTALS		16/2	16	176	11.0	34	1



25

XAVIEN HOWARD

CORNERBACK // 6-1 // 203 // BAYLOR '16
ACQUIRED: D2, '16
HOMETOWN: HOUSTON, TEXAS // BORN: 7/4/93
NFL: SIXTH SEASON // DOLPHINS: SIXTH SEASON



2018, 2020

NFL CAREER

TRANSACTIONS:

- 2nd-round pick (38th overall) by Miami in the 2016 NFL Draft.

CAREER HONORS:

- 2020 1st-team All-Pro.
- 2020 1st-team PFWA All-NFL.
- 2020 1st-team PFWA All-AFC.

- 2020 Pro Bowl selection.
- 2020 Dan Marino Team MVP Award.
- No. 55 on the NFL Network Top 100 list in 2019.
- 2018 Pro Bowl selection.
- 2018 Dan Marino Team MVP Award.
- AFC Defensive Player of the Week (vs. Buffalo, 12/2/18).
- AFC Defensive Player of the Week (vs. New England, 12/11/17).

CAREER HIGHLIGHTS:

- Played in 56 career games with 55 starts.
- 191 tackles (148 solo), 1 sack, 22 interceptions, 55 passes defended, 2 forced fumbles and 1 fumble recovery; 1 interception return for a TD.
- His 22 interceptions since 2017 lead the league:

MOST INTERCEPTIONS (2017-PRESENT)

PLAYER	TEAM	INT
1. XAVIEN HOWARD	MIAMI	22
2. Kevin Byard	Tennessee	18
3. Marcus Peters	KC/LAR/Bal.	17
J.C. Jackson	New England	17
5. Harrison Smith	Minnesota	16

- His 10 interceptions in 2020 led the NFL and were the most in a season since 2007 when San Diego CB Antonio Cromartie had 10:

NFL INTERCEPTION LEADERS (2020)

PLAYER	TEAM	INT	YDS	TD
1. XAVIEN HOWARD	MIAMI	10	77	0
2. J.C. Jackson	New England	9	80	0
3. Tyrann Mathieu	Kansas City	6	70	1
4. Justin Simmons	Denver	5	90	0
Quandre Diggs	Seattle	5	57	0
Harrison Smith	Minnesota	5	33	0

- Intercepted passes in 5 consecutive games (11/15/20-12/13/20), which is tied for the longest streak in Dolphins history.
- Tied for the NFL lead with 7 interceptions in 2018:

NFL INTERCEPTION LEADERS (2018)

PLAYER	TEAM	INT	YDS	TD
1. XAVIEN HOWARD	MIAMI	7	54	0
Kyle Fuller	Chicago	7	52	0
Damontae Kazee	Atlanta	7	52	0
4. Eddie Jackson	Chicago	6	81	2

- His 7 interceptions in 2018 were tied for 9th in single-season team history.
- His 3 multi-interception games in 2018 is a Dolphins single-season record.
- Became the 4th player and 2nd CB in team history to have multiple years with 7-plus interceptions.
- Became 1st player in Dolphins history to have multiple interceptions in consecutive games when he had two interceptions in games vs. Denver on 12/3/17 and vs. New England on 12/11/17. He did it again at Indianapolis on 11/25/18 and vs. Buffalo on 12/2/18.
- Was 1 of just 4 NFL players to post at least 5 passes defended in a game in the 2017 season when he had 5 passes defended vs. Denver on 12/3/17.
- On 12/11/17 vs. New England, he became 1st player to intercept Patriots QB Tom Brady twice in the same game since Indianapolis' Mike Adams on Nov. 16, 2014.

2020 (MIAMI):

- Started all 16 games.
- 51 tackles (40 solo), 10 interceptions, 20 passes defended and 1 forced fumble.
- His 10 interceptions in 2020 tied the single-season franchise record set by CB Dick Westmoreland in

1967 and were the most by an NFL player since 2007 (Antonio Cromartie).

AT SAN FRANCISCO (10/11): 2 tackles (1 solo), 1 interception and 2 passes defended.

- Intercepted a QB Jimmy Garoppolo pass intended for WR Deebo Samuel and returned it 29 yards in the 2nd quarter.

VS. L.A. CHARGERS (11/15): 3 tackles (1 solo), 1 interception and 2 passes defended.

- Intercepted a QB Justin Herbert pass intended for WR Mike Williams in the 4th quarter.

AT N.Y. JETS (11/29): 3 tackles (2 solo), 1 interception and 3 passes defended.

- Intercepted a QB Sam Darnold pass intended for WR Breshad Perriman in the 4th quarter.

PRO BOWL:

- Selected to start the Pro Bowl for the 2nd time in his career.
- Became the 4th Dolphins cornerback to earn multiple Pro Bowl selections, joining Sam Madison (1999-2002), Patrick Surtain (2002-04) and Brent Grimes (2013-15).

HONORS:

- 1st-team All-Pro.
- 1st-team PFWA All-NFL.
- 1st-team PFWA All-AFC.
- Recipient of the Dan Marino Team MVP Award.

2019 (MIAMI):

- Started 5 games.
- Inactive for 2 games.
- Missed the rest of the season after being placed on injured reserve on Oct. 30.
- 17 tackles (12 solo), 1 interception and 4 passes defended.

VS. NEW ENGLAND (9/15): 4 tackles (3 solo) and 1 pass defended.

VS. L.A. CHARGERS (9/29): 5 tackles (4 solo).

AT PITTSBURGH (10/29): 1 solo tackle, 1 interception and 3 passes defended.

- Intercepted QB Mason Rudolph on Pittsburgh's first possession.

HONORS:

- No. 55 on the NFL Network Top 100 list.

2018 (MIAMI):

- Started 12 games.
- Inactive for 4 games.
- 35 tackles (25 solo), 7 interceptions, 12 passes defended and 1 fumble recovery.
- Tied for the NFL lead with 7 interceptions.
- His 7 interceptions were tied for 9th in single-season team history.
- Set a Dolphins single-season record with 3 multi-interception games.

VS. OAKLAND (9/23): 1 solo tackle, 2 interceptions and 3 passes defended.

- Intercepted a QB Derek Carr pass intended for WR Amari Cooper in the 1st quarter.
- Picked off QB Derek Carr in the end zone with 2:59 remaining in the game.

AT INDIANAPOLIS (11/25): 5 solo tackles, 2 interceptions and 3 passes defended.

- Intercepted QB Andrew Luck at Miami's 40-yard line with 1:00 remaining in the 2nd quarter.

- Picked off Luck again on the next play at Miami's 13-yard line with 46 seconds remaining in the 1st half.
- Became 1st NFL player with interceptions on back-to-back plays since Broncos S Darian Stewart on Nov. 16, 2016 and 1st Dolphins player to do it since S Mike Kozlowski on Dec. 19, 1981.

VS. BUFFALO (12/2): 4 tackles (3 solo), 2 interceptions and 2 passes defended.

- Intercepted QB Josh Allen in the end zone as time expired in the 2nd quarter.
- Picked off QB Josh Allen again on 3rd-and-10 at Miami's 41-yard line in the 3rd quarter.

PRO BOWL:

- Selected to start the Pro Bowl for the 1st time in his career.
- Extended the team's streak to 21 consecutive seasons with a defensive player selected.
- Became the 4th Dolphins cornerback to earn a Pro Bowl selection, joining Sam Madison (1999-2002), Patrick Surtain (2002-04) and Brent Grimes (2013-15).

HONORS:

- 2nd-team All-Pro.
- PFWA All-AFC cornerback.
- Recipient of the Dan Marino Team MVP Award.
- AFC Defensive Player of the Week (vs. Buffalo, 12/2).

2017 (MIAMI):

- Started all 16 games.
- 48 tackles (42 solo), 1 sack, 4 interceptions and 13 passes defended.
- His 4 interceptions were tied for 8th in the AFC and 12th in the NFL.

VS. DENVER (12/3): 1 tackle, 2 interceptions and 5 passes defended.

- Intercepted QB Trevor Siemian and returned it 30 yards for a TD in the 2nd quarter.
- Picked off Siemian again in the 4th quarter.
- It was the first 2 regular-season interceptions of his career.
- Was 1 of just 4 NFL players to post at least 5 passes defended in a game in the 2017 season.

VS. NEW ENGLAND (12/11): 2 interceptions.

- Intercepted QB Tom Brady on 3rd-and-10 in the 1st quarter.
- Picked off Brady again on 3rd-and-16 in the 3rd quarter and returned the ball 29 yards.
- Became 1st player in Dolphins history to have multiple interceptions in consecutive games.
- Became 1st player to intercept Brady twice in the same game since Indianapolis' Mike Adams on Nov. 16, 2014.

AT BUFFALO (12/17): 4 solo tackles and 1 sack.

- Sacked QB Tyrod Taylor for a loss of 11 yards in the 3rd quarter, the first sack of his career.

HONORS:

- AFC Defensive Player of the Week (vs. New England, 12/11).

2016 (MIAMI):

- Played in 7 games with 6 starts.
- Inactive for 9 games.

- 40 tackles (29 solo), 6 passes defended and 1 forced fumble.

AT SEATTLE (9/11): 11 tackles (6 solo).

- Started in his NFL debut.
- Became 1st Dolphins rookie to start Week 1 at cornerback since Sean Smith (2009).
- His 11 tackles were a season high.

VS. CLEVELAND (9/25): 6 solo tackles, 1 pass defended and 1 forced fumble.

- Forced a fumble from WR Ricardo Lewis in the 3rd quarter.

AT N.Y. JETS (12/17): 3 solo tackles and 3 passes defended.

POSTSEASON:

AFC WILD CARD AT PITTSBURGH (1/8): 5 tackles (3 solo), 1 interception and 2 passes defended.

- Broke up a pass intended for WR Antonio Brown on 3rd-and-10 in the 4th quarter.
- Intercepted QB Ben Roethlisberger on 3rd-and-8 and returned it 11 yards in the 4th quarter.
- Became the 2nd rookie in team history to record an interception in a playoff game (Troy Vincent, 1992).

BEFORE THE NFL

COLLEGE (BAYLOR):

- 3-year letterman (2013-15) and 2-year starter.

CAREER: Played in 39 games with 26 starts; 98 tackles (84 solo), 1.5 sacks, 10 interceptions, 33 passes defended, 1 forced fumble and 1 fumble recovery.

- Part of the most successful 4-year span in school history, winning two conference titles (2013-14), two bowl games and compiling 40 wins.

JUNIOR (2015): Started all 13 games; 42 tackles (37 solo), 5 interceptions, 15 passes defended and 1 fumble recovery.

- His 5 interceptions led the team
- Consensus 1st-team All-Big 12.

SOPHOMORE (2014): Started all 13 games; 51 tackles (42 solo), 1.5 sacks, 4 interceptions and 13 passes defended.

- His 17 passes defended were 2nd in the Big 12 and 11th nationally.
- His 4 interceptions were tied for 3rd in the Big 12.
- Honorable mention All-Big 12.

REDSHIRT FRESHMAN (2013): Played all 13 games; 5 solo tackles, 1 interception, 1 pass defended and 1 forced fumble.

- Redshirted in 2012.

HIGH SCHOOL (WHEATLEY HS – HOUSTON, TEXAS)

- Played defensive back and quarterback.
- Also participated in basketball and ran track.

SENIOR (2011): 32 solo tackles, 9 interceptions and 33 pass breakups.

- Returned 2 interceptions for TDs.
- 1st-team all-state

OFF THE FIELD

COMMUNITY:

- In 2020, purchased food from Sunday's Eatery in Miami Gardens and distributed the meals and

masks to community members.

- In 2019, visited Baptist Hospital to surprise kids with holiday gifts and provided Thanksgiving meals to 20 local families in collaboration with Generational Cure, a local nonprofit dedicated to issues facing today's youth.
- Cheered on participants at the 7th annual Dolphins Cancer Challenge in February 2017.
- Helped surprise 100 underprivileged children with their own beds from Ashley HomeStore in 2017.
- Annually participates in the AARP Foundation Million Meal Pack to pack more than 1 million meals in a single day for older adults in the South Florida community.

- Helped spearhead a clothing and food drive for Hurricane Harvey victims in his hometown of Houston.
- Hosted a youth football camp in his hometown of Houston in 2018.

PERSONAL:

- **PRONUNCIATION:** First name is pronounced EX-ay-vee-n.
- **MAJOR:** Health, kinesiology and leisure studies.

XAVIEN HOWARD'S NFL REGULAR SEASON STATS

YEAR	TEAM	GP	GS	TACKLES					INTERCEPTIONS					FUMBLES	
				TOT	SOLO	ASST	SK	YDS	INT	YDS	LG	TD	PD	FF	FR
2016	MIAMI	7	6	40	29	11	0.0	0.0	0	0	0	0	6	1	0
2017	MIAMI	16	16	48	42	6	1.0	11.0	4	71	30t	1	13	0	0
2018	MIAMI	12	12	35	25	10	0.0	0.0	7	52	39	0	12	0	1
2019	MIAMI	5	5	17	12	5	0.0	0.0	1	0	0	0	4	0	0
2020	MIAMI	16	16	51	40	11	0.0	0.0	10	77	29	0	20	1	0
NFL TOTALS		56	55	191	148	43	1.0	11.0	22	200	39	1	55	2	1

XAVIEN HOWARD'S NFL PLAYOFF STATS

YEAR	TEAM	GP	GS	TACKLES					INTERCEPTIONS					FUMBLES	
				TOT	SOLO	ASST	SK	YDS	INT	YDS	LG	TD	PD	FF	FR
2016	MIAMI	1	1	5	3	2	0.0	0.0	1	11	11	0	2	0	0
PLAYOFF TOTALS		1	1	5	3	2	0.0	0.0	1	11	11	0	2	0	0

SINGLE-GAME CAREER HIGHS

- Tackles:** 11 at Seattle, 9/11/16
- Sacks:** 1 at Buffalo, 12/17/17
- Interceptions:** 2 5 times, last: vs. Buffalo, 12/2/18
- Passes Defended:** 5 vs. Denver, 12/3/17
- Fumble Recovery:** 1 vs. Chicago, 10/14/18
- Forced Fumbles:** 1 Twice, last: vs. New England, 12/20/20



71

JONATHAN HUBBARD

TACKLE // 6-5 // 310 // NORTHWESTERN STATE '20

ACQUIRED: FA, '20

HOMETOWN: KILGORE, TEXAS // BORN: 8/17/97

NFL: FIRST SEASON // DOLPHINS: FIRST SEASON

NFL CAREER

TRANSACTIONS:

- Signed to Miami's practice squad on Sept. 6, 2020.
- Waived by Miami on Sept. 5, 2020.
- Signed by Miami as an undrafted college free agent on April 29, 2020.

2020 (MIAMI):

- Spent the season on Miami's practice squad.

BEFORE THE NFL

COLLEGE (NORTHWESTERN STATE):

- 4-year letterman (2016-19) and 3-year starter.

CAREER: Played in 32 games with 27 starts at left tackle.

- SENIOR (2019):** Started 11 games at left tackle.
JUNIOR (2018): Started 10 games at left tackle.
SOPHOMORE (2017): Played in 9 games with 6 starts at left tackle.
REDSHIRT FRESHMAN (2016): Played in 2 games.
 • Redshirted in 2015.

HIGH SCHOOL (KILGORE HS – KILGORE, TEXAS)

- Also lettered in track and field.

OFF THE FIELD

PERSONAL:

- **MAJOR:** General studies.



68
ROBERT HUNT

GUARD/TACKLE // 6-6 // 327 // LOUISIANA-LAFAYETTE '20
 ACQUIRED: D2A, '20
 HOMETOWN: BURKEVILLE, TEXAS // BORN: 8/25/96
 NFL: SECOND SEASON // DOLPHINS: SECOND SEASON

NFL CAREER

TRANSACTIONS:

- 2nd-round pick (39th overall) by Miami in the 2020 NFL Draft.

CAREER HIGHLIGHTS:

- Played in 16 career games with 11 starts.

2020 (MIAMI):

- Played in all 16 games with 11 starts at right tackle.

AT NEW ENGLAND (9/13): Played but did not record any stats.

- Made his NFL debut.

AT SAN FRANCISCO (10/11): Started at right tackle.

- Protected QB Ryan Fitzpatrick who posted the 3rd-best QB rating (154.5) in team history (min. 20 att.).
- Made his 1st NFL start.

VS. NEW ENGLAND (12/20): Started at right tackle.

- Helped the team rush for 250 yards, which was Miami's most since Dec. 24, 2016 at Buffalo and the most allowed by New England since Nov. 24, 2013.

BEFORE THE NFL

COLLEGE (LOUISIANA-LAFAYETTE):

- 4-year starter (2016-19).

CAREER: Started 45 games.

SENIOR (2019): Started 7 games.

- Helped the offense rank 1st in the Sun Belt and

5th in the nation allowing just 1.07 sacks per game, and 3rd in the nation with 6.28 yards per carry.

- 1st-team All-Sun Belt.

JUNIOR (2018): Started all 14 games.

- 2nd-team All Sun Belt.

SOPHOMORE (2017): Started 11 games – 9 at left guard and 2 at left tackle.

REDSHIRT FRESHMAN (2016): Started all 13 games at left guard.

- Redshirted in 2015.

HIGH SCHOOL (BURKEVILLE HS – BURKEVILLE, TEXAS)

- Also played basketball and earned 1st-team all-district honors.

SENIOR (2014):

- 1st-team all-district.

JUNIOR (2013):

- 1st-team all-district.
- Also averaged 18.9 points per game and 11.0 rebounds named 1st-team all-district in basketball.

OFF THE FIELD

PERSONAL:

- **MAJOR:** General studies.

ROBERT HUNT'S NFL REGULAR SEASON STATS

GAMES/STARTS: 2020: 16/11

NFL TOTALS: 16/11



8 ALLEN HURNS

WIDE RECEIVER // 6-3 // 195 // MIAMI (FL) '14
ACQUIRED: FA, '19
HOMETOWN: MIAMI, FLA. // BORN: 11/12/91
NFL: SEVENTH SEASON // DOLPHINS: SECOND SEASON

NFL CAREER

TRANSACTIONS:

- Signed by Miami on July 26, 2019.
- Released by Dallas on July 24, 2019.
- Signed by Dallas on March 26, 2018.
- Released by Jacksonville on March 20, 2018.
- Signed by Jacksonville as an undrafted college free agent on May 13, 2014.

CAREER HIGHLIGHTS:

- Played in 82 career games with 56 starts.
- 241 receptions for 3,380 yards (14.0 avg.) and 25 TDs.
- Had a streak of 7 consecutive games with a TD reception in 2015 (Sept. 27 – Nov. 15).
- Became the 1st player in NFL history to record 2 TDs in the 1st quarter of his NFL debut on Sept. 7, 2014 at Philadelphia.
- Joined WR Charles Rogers (Sept. 17, 2003) as the only NFL players to score on each of their first 2 career receptions when he did so on Sept. 7, 2014 at Philadelphia.

2020 (MIAMI):

- Opted out of the 2020 season.

2019 (DALLAS/MIAMI):

- Played in 14 games with 7 starts with Miami.
- Inactive for 2 games with Miami.
- 32 receptions for 416 yards (13.0 avg.) and 2 TDs with Miami.
- Spent the offseason with Dallas.

AT PITTSBURGH (10/28): 1 reception for 12 yards and 1 TD.

- Caught a 12-yard TD pass from QB Ryan Fitzpatrick in the 1st quarter.
- It was his 1st TD with the Dolphins.

AT CLEVELAND (11/24): 4 receptions for 42 yards (10.5 avg.) and 1 TD.

- Caught a 19-yard TD pass from QB Ryan Fitzpatrick in the 4th quarter for the 200th career TD pass of Fitzpatrick's career.

AT N.Y. JETS (12/8): 5 receptions for 68 yards (13.6 avg.).

2018 (DALLAS):

- Played in all 16 games with 7 starts.

• 20 receptions for 295 yards (14.8 avg.) and 2 TDs.
AT HOUSTON (10/7): 1 reception for 3 yards and 1 TD.

- Caught a 3-yard TD pass from QB Dak Prescott to give Dallas a 12-10 lead in the 3rd quarter.

AT WASHINGTON (10/21): 5 receptions for 74 yards (14.8 avg.).

VS. TENNESSEE (11/5): 1 reception for 23 yards and 1 TD.

- Caught a 23-yard TD pass from QB Dak Prescott in the 2nd quarter.

POSTSEASON:

NFC WILD CARD VS. SEATTLE (1/5): 1 reception for 14 yards.

2017 (JACKSONVILLE):

- Played in 10 games with 8 starts.
- Inactive for 6 games.
- 39 receptions for 484 yards (12.4 avg.) and 2 TDs.

VS. TENNESSEE (9/17): 6 receptions for 82 yards (13.7 avg.) and 1 TD.

- Caught a 7-yard TD pass from QB Blake Bortles in the 4th quarter.

VS. BALTIMORE (9/24): 3 receptions for 20 yards (6.7 avg.) and 1 TD.

- Caught a 5-yard TD pass from QB Blake Bortles in the 2nd quarter to give Jacksonville a 19-10 lead.

AT INDIANAPOLIS (10/22): 5 receptions for 101 yards (20.2 avg.).

- Posted the 8th 100-yard receiving game of his career.

POSTSEASON:

AFC WILD CARD VS. BUFFALO (1/7): Played but did not record any stats.

AFC DIVISIONAL AT PITTSBURGH (1/14): 1 reception for 12 yards.

AFC CHAMPIONSHIP AT NEW ENGLAND (1/21): 6 receptions for 80 yards (13.3 avg.).

2016 (JACKSONVILLE):

- Started 11 games.
- Inactive for 5 games.
- 35 receptions for 477 yards (13.6 avg.) and 3 TDs.

VS. INDIANAPOLIS (10/2): 2 receptions for 47 yards (23.5 avg.) and 1 TD.

- Caught a 42-yard TD pass from QB Blake Bortles to give Jacksonville a 2-score lead in the 4th

quarter.

AT TENNESSEE (10/27): 7 receptions for 98 yards (14.0 avg.) and 1 TD.

- Caught a 5-yard TD pass from QB Blake Bortles in the 4th quarter.

AT BUFFALO (11/27): 1 reception for 12 yards and 1 TD.

- Caught a 12-yard TD pass from QB Blake Bortles to tie the game in the 4th quarter.

2015 (JACKSONVILLE):

- Started 15 games.
- Inactive for 1 game.
- 64 receptions for 1,031 yards (16.1 avg.) and 10 TDs.
- Had a streak of 7 consecutive games with a TD reception (Sept. 27 – Nov. 15).

VS. BUFFALO (10/25): 2 receptions for 53 yards (26.5 avg.) and 1 TD.

- Caught a game-winning 31-yard TD pass from QB Blake Bortles with 2:25 remaining.

AT N.Y. JETS (11/8): 5 receptions for 122 yards (24.4 avg.) and 1 TD.

- Caught a 30-yard TD pass from QB Blake Bortles in the 2nd quarter.

AT NEW ORLEANS (12/27): 8 receptions for 107 yards (13.4 avg.) and 2 TDs.

- Caught a 6-yard TD pass from QB Blake Bortles in the 3rd quarter.
- Caught a 20-yard TD pass from QB Blake Bortles with 1:19 remaining.

2014 (JACKSONVILLE):

- Played in all 16 games with 8 starts.
- 51 receptions for 677 yards (13.3 avg.) and 6 TDs.

AT PHILADELPHIA (9/7): 4 receptions for 110 yards (27.5 avg.) and 2 TDs.

- Caught 2 1st-quarter TD passes – both from QB Chad Henne – in his 1st NFL game.
- Became the 1st player in NFL history to record 2 TDs in the 1st quarter of his NFL debut.
- Joined WR Charles Rogers (Sept. 17, 2003) as the only NFL players to score on each of their first 2 career receptions.
- Posted his 1st 100-yard receiving game.

AT CINCINNATI (11/2): 7 receptions for 112 yards (16.0 avg.) and 2 TDs.

- Caught a 40-yard TD pass from QB Blake Bortles in the 3rd quarter.
- Hauled in an 18-yard TD pass from QB Blake Bortles in the 4th quarter.

VS. HOUSTON (12/7): 5 receptions for 36 yards (7.2

avg.) and 1 TD.

- Caught a 4-yard TD pass from QB Blake Bortles in the 1st quarter.

BEFORE THE NFL

COLLEGE (MIAMI):

- 4-year letterman (2010-13) and 3-year starter.
- CAREER:** Played in 45 games with 26 starts; 121 receptions for 1,891 yards (15.6 avg.) and 14 TDs.

SENIOR (2013): Played in all 13 games with 11 starts; 62 receptions for 1,162 yards (18.7 avg.) and 6 TDs; 1 carry for 13 yards.

- His 1,162 receiving yards set a single-season school record.

- His 62 receptions were 3rd-most in a single season in school history.

- 2nd-team All-ACC.

- Named Team MVP.

JUNIOR (2012): Played in 11 games with 8 starts; 28 receptions for 314 yards (11.2 avg.) and 4 TDs.

- His 4 receiving TDs were tied for the team lead.

SOPHOMORE (2011): Played in 11 games with 7 starts; 31 receptions for 415 yards (13.4 avg.) and 4 TDs.

TRUE FRESHMAN (2010): Played in 10 games; 4 special teams tackles (3 solo).

HIGH SCHOOL (CAROL CITY HS – MIAMI GARDENS, FLA.)

SENIOR (2009): 6 receptions for 110 yards (18.3 avg.).

JUNIOR (2008): 23 receptions for 450 yards (19.6 avg.) and 7 TDs.

OFF THE FIELD

COMMUNITY:

- In 2020, launched the "S.O.A.R." movement (Seniors will Overcome by Arising from hardships and becoming Resilient) to surprise South Florida high school seniors with care packages and support in the midst of the COVID-19 pandemic.
- Rode the 14-mile Dolphins Ride in the 2020 Dolphins Cancer Challenge.
- In 2019, hosted a holiday event for families with 88 Blessings, founded by his mother, to support and offer resources for single-parent families.
- Helped teammate Davon Godchaux serve at the 1st annual ChauxDown for Thanksgiving dinner for local youth at Hard Rock Stadium.

PERSONAL:

- **MAJOR:** Sports administration.

ALLEN HURNS' NFL REGULAR SEASON STATS

YEAR	TEAM	GP	GS	RECEIVING					RUSHING					
				REC	YDS	AVG	LG	TD	ATT	YDS	AVG	LG	TD	
2014	JACKSONVILLE	16	8	51	677	13.3	63t	6	0	0	0.0	0	0	
2015	JACKSONVILLE	15	15	64	1,031	16.1	80t	10	0	0	0.0	0	0	
2016	JACKSONVILLE	11	11	35	477	13.6	42t	3	0	0	0.0	0	0	
2017	JACKSONVILLE	10	8	39	484	12.4	50	2	0	0	0.0	0	0	
2018	DALLAS	16	7	20	295	14.8	49	2	0	0	0.0	0	0	
2019	MIAMI	14	7	32	416	13.0	27	2	0	0	0.0	0	0	
2020	MIAMI			OPTED OUT										
NFL TOTALS		82	56	241	3,380	14.0	80t	25	0	0	0.0	0	0	

ALLEN HURNS' NFL PLAYOFF STATS

YEAR	TEAM	GP	GS	RECEIVING				RUSHING					
				REC	YDS	AVG	LG	TD	ATT	YDS	AVG	LG	TD
2017	JACKSONVILLE	3	0	7	92	13.1	27	0	0	0	0.0	0	0
2018	DALLAS	1	1	1	14	14.0	14	0	0	0	0.0	0	0
PLAYOFF TOTALS		4	1	8	106	13.3	27	0	0	0	0.0	0	0

ADDITIONAL STATS

Miscellaneous Tackles: (Jacksonville) 1 in 2015, 2 in 2017, (Miami) 2 in 2019 for total of 5.

SINGLE-GAME CAREER HIGHS

Receptions: 11 at Indianapolis, 10/4/15
Receiving Yards: 122 at N.Y. Jets, 11/8/15
Longest Rec.: 80 vs. Indianapolis, 12/13/15
TD Receptions: 2 3 times, last: at New Orleans, 12/27/15

100-YARD RECEIVING GAMES (8)

DATE	OPPONENT	REC	YDS	AVG	LG	TD
9/7/14	at Philadelphia	4	110	27.5	46	2
11/2/14	at Cincinnati	7	112	16.0	40	2
10/4/15	at Indianapolis	11	116	10.5	26	1
10/11/15	at Tampa Bay	5	116	23.2	59	1
11/8/15	at N.Y. Jets	5	122	24.4	30	1
12/13/15	INDIANAPOLIS	3	105	35.0	80	1
12/27/15	at New Orleans	8	107	13.4	24	2
10/22/17	at Indianapolis	5	101	20.2	50	0

2014 GAME-BY-GAME STATS (JACKSONVILLE)

DATE	OPPONENT	P/S	REC	YDS	AVG	LG	TD
09/07	at Philadelphia	1/1	4	110	27.5	46	2
09/14	at Washington	1/1	2	13	6.5	10	0
09/21	INDIANAPOLIS	1/0	1	63	63.0	63	1
09/28	at San Diego	1/1	5	68	13.6	44	0
10/05	PITTSBURGH	1/1	4	26	6.5	9	0
10/12	at Tennessee	1/0	2	18	9.0	10	0
10/19	CLEVELAND	1/1	1	7	7.0	7	0
10/26	MIAMI	1/0	3	49	16.3	20	0
11/02	at Cincinnati	1/0	7	112	16.0	40	2
11/09	DALLAS	1/0	1	9	9.0	9	0
11/23	at Indianapolis	1/1	1	13	13.0	13	0
11/30	N.Y. GIANTS	1/1	4	42	10.5	14	0
12/07	HOUSTON	1/0	5	36	7.2	16	1
12/14	at Baltimore	1/0	6	70	11.7	27	0
12/18	TENNESSEE	1/0	3	26	8.7	15	0
12/28	at Houston	1/1	2	15	7.5	10	0
2014 TOTALS		16/8	51	677	13.3	63	6

2015 GAME-BY-GAME STATS (JACKSONVILLE)

DATE	OPPONENT	P/S	REC	YDS	AVG	LG	TD
09/13	CAROLINA	1/1	5	60	12.0	24	0
09/20	MIAMI	1/1	4	68	17.0	24	0
09/27	at New England	1/1	2	70	35.0	59	1
10/04	at Indianapolis	1/1	11	116	10.5	26	1
10/11	at Tampa Bay	1/1	5	116	23.2	59	1
10/18	HOUSTON	1/1	2	30	15.0	19	1
10/25	BUFFALO	1/1	2	53	26.5	31	1
11/08	at N.Y. Jets	1/1	5	122	24.4	30	1
11/15	at Baltimore	1/1	5	62	12.4	21	1
11/19	TENNESSEE	1/1	3	19	6.3	7	0
11/29	SAN DIEGO	1/1	4	42	10.5	29	0
12/06	at Tennessee		INACTIVE				
12/13	INDIANAPOLIS	1/1	3	105	35.0	80	1
12/20	ATLANTA	1/1	2	44	22.0	22	0
12/27	at New Orleans	1/1	8	107	13.4	24	2
01/03	at Houston	1/1	3	17	5.7	6	0
2015 TOTALS		15/15	64	1031	16.1	80	10

2016 GAME-BY-GAME STATS (JACKSONVILLE)

DATE	OPPONENT	P/S	REC	YDS	AVG	LG	TD
09/11	GREEN BAY	1/1	4	75	18.8	38	0
09/18	at San Diego	1/1	5	64	12.8	24	0
09/25	BALTIMORE	1/1	4	40	10.0	17	0
10/02	INDIANAPOLIS	1/1	2	47	23.5	42	1
10/16	at Chicago	1/1	5	74	14.8	29	0
10/23	OAKLAND	1/1	4	45	11.3	22	0
10/27	at Tennessee	1/1	7	98	14.0	31	1
11/06	at Kansas City	1/1	0	0	0.0	-	0
11/13	HOUSTON	1/1	2	13	6.5	11	0
11/20	at Detroit	1/1	1	9	9.0	9	0
11/27	at Buffalo	1/1	1	12	12.0	12	1
12/04	DENVER		INACTIVE				
12/11	MINNESOTA		INACTIVE				
12/18	at Houston		INACTIVE				
12/24	TENNESSEE		INACTIVE				
01/01	at Indianapolis		INACTIVE				
2016 TOTALS		11/11	35	477	13.6	42	3

2017 GAME-BY-GAME STATS (JACKSONVILLE)

DATE	OPPONENT	P/S	REC	YDS	AVG	LG	TD
09/10	at Houston	1/0	3	42	14.0	20	0
09/17	TENNESSEE	1/1	6	82	13.7	20	1
09/24	BALTIMORE	1/1	3	20	6.7	9	1
10/01	at N.Y. Jets	1/1	4	42	10.5	15	0
10/08	at Pittsburgh	1/1	2	21	10.5	18	0
10/15	L.A. RAMS	1/1	3	37	12.3	18	0
10/22	at Indianapolis	1/1	5	101	20.2	50	0
11/05	CINCINNATI	1/1	3	31	10.3	13	0
11/12	L.A. CHARGERS	1/1	7	70	10.0	19	0
11/19	at Cleveland		INACTIVE				
11/26	at Arizona		INACTIVE				
12/03	INDIANAPOLIS		INACTIVE				
12/10	SEATTLE		INACTIVE				
12/17	HOUSTON		INACTIVE				
12/24	at San Francisco		INACTIVE				
12/31	at Tennessee	1/0	3	38	12.7	18	0
2017 TOTALS		10/8	39	484	12.4	50	2

DATE	OPPONENT	P/S	REC	YDS	AVG	LG	TD
01/08	BUFFALO*	1/0	0	0	0.0	-	0
01/14	at Pittsburgh**	1/0	1	12	12.0	12	0
01/21	at New England***	1/0	6	80	13.3	27	0
PLAYOFF TOTALS		3/0	7	92	13.1	27	0

* AFC Wild Card game
 ** AFC Divisional game
 *** AFC Championship

2018 GAME-BY-GAME STATS (DALLAS)

DATE	OPPONENT	P/S	REC	YDS	AVG	LG	TD
09/09	at Carolina	1/0	1	20	20.0	20	0
09/16	N.Y. GIANTS	1/1	1	9	9.0	9	0
09/23	at Seattle	1/1	2	22	11.0	12	0
09/30	DETROIT	1/1	3	30	10.0	12	0
10/07	at Houston	1/1	1	3	3.0	3	1
10/14	JACKSONVILLE	1/1	0	0	0.0	-	0
10/21	at Washington	1/1	5	74	14.8	33	0
11/05	TENNESSEE	1/1	1	23	23.0	23	1
11/11	at Philadelphia	1/1	2	40	20.0	23	0
11/18	at Atlanta	1/1	0	0	0.0	-	0
11/22	WASHINGTON	1/1	1	7	7.0	7	0
11/29	NEW ORLEANS	1/1	0	0	0.0	-	0
12/09	PHILADELPHIA	1/1	1	9	9.0	9	0
12/16	at Indianapolis	1/1	1	9	9.0	9	0
12/23	TAMPA BAY	1/1	0	0	0.0	-	0
12/30	at N.Y. Giants	1/0	1	49	49.0	49	0
2018 TOTALS		16/7	20	295	14.8	49	2

DATE	OPPONENT	P/S	REC	YDS	AVG	LG	TD
01/05	SEATTLE*	1/1	1	14	14.0	14	0

* NFC Wild Card game

2019 GAME-BY-GAME STATS (MIAMI)

DATE	OPPONENT	P/S	REC	YDS	AVG	LG	TD
09/08	BALTIMORE	1/0	1	22	22.0	22	0
09/15	NEW ENGLAND	1/0	1	13	13.0	13	0
09/22	at Dallas	1/1	1	6	6.0	6	0
09/29	L.A. CHARGERS						INACTIVE
10/13	WASHINGTON	1/0	2	16	8.0	11	0
10/20	at Buffalo	1/0	3	53	17.7	27	0
10/28	at Pittsburgh	1/0	1	12	12.0	12t	1
11/03	N.Y. JETS	1/1	2	16	8.0	8	0
11/10	at Indianapolis	1/1	2	32	16.0	18	0
11/17	BUFFALO	1/0	4	53	13.3	20	0
11/24	at Cleveland	1/1	4	42	10.5	19t	1
12/01	PHILADELPHIA	1/1	3	33	11.0	14	0
12/08	at N.Y. Jets	1/1	5	68	13.6	17	0
12/15	at N.Y. Giants	1/0	1	9	9.0	9	0
12/22	CINCINNATI	1/1	2	41	20.5	27	0
12/29	at New England						INACTIVE
2019 TOTALS		14/7	32	416	13.0	27	2



9

NOAH IGBINOGHENE

CORNERBACK // 5-11 // 197 // AUBURN '20

ACQUIRED: D1C, '20

HOMETOWN: TRUSSVILLE, ALA. // BORN: 11/27/99

NFL: SECOND SEASON // DOLPHINS: SECOND SEASON

NFL CAREER

TRANSACTIONS:

- 1st-round pick (30th overall) by Miami in the 2020 NFL Draft.

CAREER HIGHLIGHTS:

- Played in 16 career games with 2 starts.
- 10 tackles (9 solo), 2 passes defended and 1 fumble recovery.
- 4 kickoff returns for 68 yards (17.0 avg.).
- 3 special teams tackles (2 solo).

2020 (MIAMI):

- Played in all 16 games with 2 starts.
- 10 tackles (9 solo), 2 passes defended and 1 fumble recovery.
- 4 kickoff returns for 68 yards (17.0 avg.).
- 3 special teams tackles (2 solo).

AT NEW ENGLAND (9/13):

- 2 solo tackles.
- Made his NFL debut.
- Became the youngest player to appear in a game in Dolphins history at 20 years, 291 days old.

VS. BUFFALO (9/20):

- 4 solo tackles.
- Recovered a TE Dawson Knox fumble forced by LB Kyle Van Noy in the 1st quarter.

AT ARIZONA (11/8):

- 2 kickoff returns for 36 yards

(18.0 avg.); 1 solo special teams tackle.

BEFORE THE NFL

COLLEGE (AUBURN):

- 3-year letterman (2017-19) and 2-year starter.
- Also lettered in track.
- Switched from wide receiver to cornerback before the 2018 season.

CAREER: Played in 40 games with 22 starts; 92 tackles (67 solo), 1 interception, 19 passes defended and 1 forced fumble; 6 receptions for 24 yards (4.0 avg.); 1 carry for 11 yards; 44 kickoff returns for 1,199 yards (27.3 avg.) and 2 TDs.

JUNIOR (2019): Started all 13 games at cornerback; 42 tackles (28 solo) and 7 passes defended; 9 kickoff returns for 317 yards (35.2 avg.) and 1 TD.

SOPHOMORE (2018): Played in 13 games with 9 starts at cornerback; 50 tackles (39 solo), 1 interception, 12 passes defended and 1 forced fumble; 11 kickoff returns for 311 yards (28.3 avg.) and 1 TD.

TRUE FRESHMAN (2017): Played in all 14 games; 6 receptions for 24 yards (4.0 avg.); 1 carry for 11 yards; 24 kickoff returns for 571 yards (23.8 avg.).

- Competed in track and field; finished 7th in the long jump (15.24 m) and 18th in the long jump (6.72 m) at the SEC indoor championships.

- Finished 15th in the long jump (7.51 m) at the SEC outdoor championships.

HIGH SCHOOL (HEWITT-TRUSSVILLE HS – TRUSSVILLE, ALA.)

- Played wide receiver.
- Also ran track.

SENIOR (2016): Caught 18 TDs.

- 1st-team all-state.

NOAH IGBINOGHENE'S NFL REGULAR SEASON STATS

YEAR	TEAM	GP	GS	TACKLES					INTERCEPTIONS					FUMBLES	
				TOT	SOLO	ASST	SK	YDS	INT	YDS	LG	TD	PD	FF	FR
2020	MIAMI	16	2	10	9	1	0.0	0.0	0	0	0	0	2	0	1
NFL TOTALS		16	2	10	9	1	0.0	0.0	0	0	0	0	2	0	1

NOAH IGBINOGHENE'S NFL REGULAR SEASON RETURNING STATS


YEAR	TEAM	KICKOFF RETURN				PUNT RETURN						
		KR	YDS	AVG	LG	TD	PR	FC	YDS	AVG	LG	TD
2020	MIAMI	4	68	17.0	22	0	0	0	0	0.0	0	0
NFL TOTALS		4	68	17.0	22	0	0	0	0	0.0	0	0

ADDITIONAL STATS

Special Teams Tackles: 3 in 2020.

SINGLE-GAME CAREER HIGHS

Tackles: 4 vs. Buffalo, 9/20/20
Passes Defensed: 1 Twice, last: at Buffalo, 1/3/21
Fumble Recoveries: 1 vs. Buffalo, 9/20/20



73

AUSTIN JACKSON

TACKLE // 6-5 // 325 // SOUTHERN CALIFORNIA '20
 ACQUIRED: D1B, '20
 HOMETOWN: PHOENIX, ARIZ. // BORN: 8/11/99
 NFL: SECOND SEASON // DOLPHINS: SECOND SEASON

NFL CAREER

TRANSACTIONS:

- 1st-round pick (18th overall) by Miami in the 2020 NFL Draft.

CAREER HIGHLIGHTS:

- Played in 13 career games with 12 starts.

2020 (MIAMI):

- Played in 13 games with 12 starts at left tackle.
- Activated off injured reserve on Nov. 7.
- Missed 3 games after being placed on injured reserve on Oct. 9.

AT NEW ENGLAND (9/13):

- Started at left tackle.
- Made his NFL debut.
- Joined Solomon Kindley as the 1st Dolphins rookie duo to start a season opener on the offensive line since 2008 (Jake Long and Donald Thomas).

AT JACKSONVILLE (9/24):

- Started at left tackle.
- Protected QB Ryan Fitzpatrick who completed 18-of-20 passes (90.0 pct.) and set a new franchise record for completion percentage in a single game with a minimum of 20 attempts.

VS. NEW ENGLAND (12/20):

- Started at left tackle.
- Helped the team rush for 250 yards, which was Miami's most since Dec. 24, 2016 at Buffalo and the most allowed by New England since Nov. 24, 2013.

BEFORE THE NFL

COLLEGE (SOUTHERN CALIFORNIA):

- 3-year letterman (2017-19) and 2-year starter.
- CAREER:** Played in 39 games with 25 starts.
- JUNIOR (2019):** Started all 13 games at left tackle; 1 blocked field goal.
- Honorable mention All-America.
- 1st-team All-Pac 12.
- Won the USC Chris Carlisle Courage Award.

SOPHOMORE (2018): Started all 12 games at left tackle.

- Co-recipient of the USC John McKay Award which recognizes competitive spirit.

TRUE FRESHMAN (2017): Played in all 14 games; 3 special teams tackles and 1 blocked field goal.

VS. BUFFALO (9/20): Started at left tackle.

HIGH SCHOOL (NORTH CANYON HS – PHOENIX, ARIZ.)

- Played offensive tackle and defensive end.
- Also played basketball and threw shot put and discus.

SENIOR (2016): 80 tackles, 4 sacks, 1 pass defended and 1 fumble recovery; 1 blocked punt and 1 blocked field goal.

- 1st-team All-American.
- 1st-team all-state.
- Placed 3rd in shot put and 11th in discuss at the state Division II championships.

JUNIOR (2015): 72 tackles, 2 sacks, 1 pass defended and 3 forced fumbles; 2 blocked field goals.

- 1st-team All-American.
- 1st-team all-state.
- Placed 4th in discus and 6th in shot put at the state Division I championships.

SOPHOMORE (2014): 56 tackles and 5 sacks; 1 blocked field goal.

FRESHMAN (2013): 11 tackles.

OFF THE FIELD

PERSONAL:

- His grandfather, Melvin Jackson, played defensive tackle at USC (1974-75) and played 5 seasons with Green Bay (1976-80).
- Donated his bone marrow in July 2019 for his younger sister, Autumn, who has Diamond-Blackfan anemia.
- **MAJOR:** Political science.

AUSTIN JACKSON'S NFL REGULAR SEASON STATS

GAMES/STARTS: 2020: 13/12

NFL TOTALS: 13/12



90

JOHN JENKINS

DEFENSIVE TACKLE // 6-3 // 335 // GEORGIA '13

ACQUIRED: FA, '19

HOMETOWN: MERIDEN, CONN. // BORN: 7/11/89

NFL: NINTH SEASON // DOLPHINS: SECOND SEASON

NFL CAREER

TRANSACTIONS:

- Signed by Miami as an unrestricted free agent from Chicago on April 2, 2021.
- Signed by Chicago on April 28, 2020.
- Signed by Miami on Sept. 2, 2019.
- Released by the N.Y. Giants on Aug. 31, 2018.
- Signed by the N.Y. Giants on Sept. 4, 2018.
- Released by Chicago on Sept. 1, 2018.
- Signed by Chicago on Sept. 4, 2017.
- Released by Chicago on Sept. 2, 2017.
- Signed by Chicago as an unrestricted free agent from Seattle on March 17, 2017.
- Signed by Seattle on Nov. 15, 2016.
- Waived by New Orleans on Nov. 9, 2016.
- 3rd-round pick (82nd overall) by New Orleans in the 2013 NFL Draft.

CAREER HIGHLIGHTS:

- Played in 93 career games with 28 starts.
- 176 tackles (94 solo), 2.5 sacks, 4 passes defended 1 forced fumble and 1 fumble recovery.
- Appeared in 4 postseason games – 2 with New Orleans, 1 with Chicago and 1 with Seattle.

2020 (CHICAGO):

- Played in 11 games.
- Inactive for 2 games.
- Activated off injured reserve on Oct. 16.
- Missed 3 games after being placed on injured reserve on Sept. 24.
- 21 tackles (7 solo) and 1 pass defended.

AT DETROIT (9/13): 2 tackles (1 solo).

AT MINNESOTA (12/20): 4 tackles (1 solo) and 1 pass defended.

AT JACKSONVILLE (12/27): 3 tackles (2 solo).

POSTSEASON:

- **NFC WILD CARD AT NEW ORLEANS (1/10):** 1 solo tackle and 1 fumble recovery.
- Recovered a QB Taysom Hill fumble forced by S Tashaun Gipson in the 2nd quarter.

2019 (N.Y. GIANTS/MIAMI):

- Played in 16 games with 5 starts with Miami.
- 34 tackles (20 solo), 1 sack and 1 pass defended with Miami.
- Spent the offseason and training camp with the N.Y. Giants.

VS. BALTIMORE (9/8): 4 tackles (3 solo).

- Made his Dolphins debut.

VS. NEW ENGLAND (9/15): 2 solo tackles and 1 sack.

- Sacked QB Tom Brady in the 2nd quarter.

AT CLEVELAND (11/24): 7 tackles (4 solo).

2018 (N.Y. GIANTS):

- Played in 7 games.
- Inactive for 8 games.

VS. JACKSONVILLE (9/9): Played but did not record any stats.

- Made his N.Y. Giants debut.

2017 (CHICAGO):

- Played in 8 games with 1 start.
- Inactive for 8 games.
- 8 tackles (5 solo).

AT NEW ORLEANS (10/29): Played but did not record any stats.

- Made his Chicago debut.

2016 (NEW ORLEANS/SEATTLE):

- Played in 2 games with Seattle.
- Inactive for 5 games with Seattle.
- 3 tackles with Seattle.
- Signed by Seattle on Nov. 15, 2016.
- Waived by New Orleans on Nov. 9, 2016.
- Played in 7 games with 1 start for New Orleans.
- Inactive for 1 game.
- 10 tackles (6 solo) with New Orleans.

VS. PHILADELPHIA (11/20): 3 tackles.

- Made his Seattle debut.

POSTSEASON:

NFC WILD CARD VS. DETROIT (1/7): 1 solo tackle.

2015 (NEW ORLEANS):

- Played in 14 games with 12 starts.
- Inactive for 2 games.
- 49 tackles (23 solo), 0.5 sacks, 1 pass defended, 1 forced fumble and 1 fumble recovery.

AT INDIANAPOLIS (10/25): 2 tackles and 0.5 sacks.

- Teamed up on a sack of QB Andrew Luck in the 3rd quarter.

VS. TENNESSEE (11/8): 9 tackles (2 solo).

AT ATLANTA (1/3): 2 tackles, 1 forced fumble and 1 fumble recovery.

- Stripped RB Devonta Freeman of the ball and recovered the fumble in the 4th quarter.

2014 (NEW ORLEANS):

- Played in 12 games with 4 starts.
- Inactive for 3 games.
- Missed the final game of the season after being

placed on injured reserve on Dec. 27.

- 30 tackles (20 solo), 1 sack and 1 pass defended.

AT PITTSBURGH (11/30): 5 tackles (3 solo).

AT CHICAGO (12/15): 7 solo tackles and 1 sack.

- Brought down QB Jay Cutler for a 3rd-down sack in the 4th quarter.

VS. ATLANTA (12/21): 6 tackles (4 solo).

2013 (NEW ORLEANS):

- Played in all 16 games with 5 starts.
- 21 tackles (13 solo).

VS. ATLANTA (9/8): 2 tackles (1 solo).

- Made his NFL debut.

AT TAMPA BAY (9/15): 3 solo tackles.

- Made his 1st NFL start.

VS. CAROLINA (12/8): 4 tackles (2 solo).

POSTSEASON:

NFC WILD CARD AT PHILADELPHIA (1/4): 4 solo tackles.

NFC DIVISIONAL AT SEATTLE (1/11): 1 solo tackle.

BEFORE THE NFL

COLLEGE (GEORGIA):

- 2-year starter (2011-12).
- Transferred from Gulf Coast (Miss.) Community College following his sophomore year in 2010.

CAREER (AT GEORGIA): Played in 27 games with 18 starts; 78 tackles (36 solo), 4 sacks, 1 interception, 2 passes defended and 1 forced fumble; 1 blocked kick.

SENIOR (2012 AT GEORGIA): Started 13 games; 50 tackles (22 solo), 1 sack and 1 pass defended; 1 blocked kick.

- 2nd-team All-SEC.

JUNIOR (2011 AT GEORGIA): Played in all 14 games with 7 starts; 28 tackles (14 solo), 3 sacks, 1 interception, 1 pass defended and 1 forced fumble.

SOPHOMORE (2010 AT GULF COAST CC): Played in 10 games; 41 tackles (32 solo) and 2 sacks.

TRUE FRESHMAN (2009 AT GULF COAST CC): Played in 6 games; 9 tackles (7 solo) and 3 sacks.

HIGH SCHOOL (FRANCIS T. MALONEY HS – MERIDEN, CONN.)

- Played defensive end and some on offense.

SENIOR (2008): Scored 4 TDs.

OFF THE FIELD

PERSONAL:

- **MAJOR:** Human development and family science.

1972 DOLPHINS LEAD NFL IN SCORING OFFENSE AND DEFENSE

En route to their perfect 17-0 season, the 1972 Miami Dolphins led the NFL that year in both points scored and points allowed. During the regular season, they averaged 27.5 points per contest while yielding an average of only 12.2. They are one of only 12 teams in NFL history to achieve this feat, and of the other 11, only the 1996 Green Bay Packers went on to win the Super Bowl.

JOHN JENKINS' NFL REGULAR SEASON STATS

YEAR	TEAM	GP	GS	TACKLES					INTERCEPTIONS					FUMBLES		
				TOT	SOLO	ASST	SK	YDS	INT	YDS	LG	TD	PD	FF	FR	
2013	NEW ORLEANS	16	5	21	13	8	0.0	0.0	0	0	0	0	0	0	0	0
2014	NEW ORLEANS	12	4	30	20	10	1.0	6.0	0	0	0	0	1	0	0	
2015	NEW ORLEANS	14	12	49	23	26	0.5	2.5	0	0	0	0	1	1	1	
2016	SEATTLE	2	0	3	0	3	0.0	0.0	0	0	0	0	0	0	0	
	NEW ORLEANS	7	1	10	6	4	0.0	0.0	0	0	0	0	0	0	0	
2017	CHICAGO	8	1	8	5	3	0.0	0.0	0	0	0	0	0	0	0	
2018	N.Y. GIANTS	7	0	0	0	0	0.0	0.0	0	0	0	0	0	0	0	
2019	MIAMI	16	5	34	20	14	1.0	7.0	0	0	0	0	1	0	0	
2020	CHICAGO	11	0	21	7	14	0.0	0.0	0	0	0	0	1	0	0	
NFL TOTALS		93	28	176	94	82	2.5	15.5	0	0	0	0	4	1	1	

JOHN JENKINS' NFL PLAYOFF STATS

YEAR	TEAM	GP	GS	TACKLES					INTERCEPTIONS					FUMBLES	
				TOT	SOLO	ASST	SK	YDS	INT	YDS	LG	TD	PD	FF	FR
2013	NEW ORLEANS	2	0	5	5	0	1.0	0.0	0	0	0	0	0	0	0
2016	SEATTLE	1	0	1	1	0	0.0	0.0	0	0	0	0	0	0	0
2020	CHICAGO	1	0	1	1	0	0.0	0.0	0	0	0	0	0	0	1
PLAYOFF TOTALS		4	0	7	7	0	1.0	0.0	0	0	0	0	0	0	1

SINGLE-GAME CAREER HIGHS

- Tackles:** 9 vs. Tennessee, 11/8/15
Sacks: 1 Twice, last: vs. New England, 9/15/19
Passes Defended: 1 3 times, last: at Minnesota, 12/20/20
Forced Fumbles: 1 at Atlanta, 1/3/16
Fumble Recoveries: 1 Twice, last: at New Orleans, 1/10/21 (NFC Wild Card)



59

KYLAN JOHNSON

LINEBACKER // 6-2 // 230 // PITTSBURGH '20
ACQUIRED: FA, '20
HOMETOWN: DALLAS, TEXAS // BORN: 12/23/96
NFL: FIRST SEASON // DOLPHINS: FIRST SEASON

NFL CAREER

TRANSACTIONS:

- Signed to Miami's practice squad on Sept. 6, 2020.
- Waived by Miami on Sept. 5, 2020.
- Signed by Miami as an undrafted college free agent on April 29, 2020.

2020 (MIAMI):

- Spent the season on Miami's practice squad.

BEFORE THE NFL

COLLEGE (PITTSBURGH):

- 1-year starter (2019).
- Transferred as a graduate from Florida following his junior season (2018).

CAREER (AT PITTSBURGH): Started all 13 games; 54 tackles (30 solo), 6.5 sacks, 3 passes defended,

2 forced fumbles and 1 fumble recovery.
SENIOR (2019 AT PITTSBURGH): Started all 13 games; 54 tackles (30 solo), 6.5 sacks, 3 passes defended, 2 forced fumbles and 1 fumble recovery.

- Honorable mention All-ACC.

JUNIOR (2018 AT FLORIDA): Played in all 13 games with 2 starts; 27 tackles (7 solo) and 2 passes defended.

SOPHOMORE (2017 AT FLORIDA): Played in 7 games with 1 start; 17 tackles (9 solo).

REDSHIRT FRESHMAN (2016 AT FLORIDA): Played in all 13 games with 6 starts; 39 tackles (19 solo), 1 sack, 1 pass defended and 1 fumble recovery.

- Redshirted in 2015.

HIGH SCHOOL (SKYLINE HS - DALLAS, TEXAS)

- Played quarterback.

SENIOR (2014): 2,456 passing yards and 36 TDs; 10

rushing TDs.

- Honorable mention all-state.

OFF THE FIELD

PERSONAL:

- **MAJOR:** Telecommunications.



95

BENITO JONES

DEFENSIVE TACKLE // 6-1 // 318 // MISSISSIPPI '20
ACQUIRED: FA, '20
HOMETOWN: WAYNESBORO, MISS. // BORN: 6/10/97
NFL: SECOND SEASON // DOLPHINS: SECOND SEASON

NFL CAREER

TRANSACTIONS:

- Promoted from Miami's practice squad on Dec. 2, 2020.
- Signed to Miami's practice squad on Sept. 6, 2020.
- Waived by Miami on Sept. 5, 2020.
- Signed by Miami as an undrafted college free agent on April 29, 2020.

CAREER HIGHLIGHTS:

- Played in 6 career games.
- 2 tackles (1 solo).

2020 (MIAMI):

- Played in 6 games.
- Inactive for 4 games.
- Promoted to the active roster on Dec. 2.
- Elevated to the active roster for 5 games.
- 2 tackles (1 solo).

VS. N.Y. JETS (10/18): Played but did not record any stats.

- Made his NFL and Dolphins debut.

VS. L.A. CHARGERS (11/15): 1 solo tackle.

AT DENVER (11/22): 1 assisted tackle.

- His 31 tackles for loss ranked 9th in school history.

SENIOR (2019): Played in all 12 games with 10 starts at nose tackle; 30 tackles (19 solo), 5.5 sacks, 1 interception and 1 pass defended.

- His 30 tackles led the Southeastern Conference among nose tackles and ranked 4th in the nation.
- 2nd-team All-SEC.

JUNIOR (2018): Started all 12 games at nose tackle; 34 tackles (16 solo) and 3 sacks.

SOPHOMORE (2017): Played in all 12 games with 10 starts at nose tackle; 29 tackles (18 solo), 1.5 sacks, 1 forced fumble and 1 fumble recovery.

TRUE FRESHMAN (2016): Played in all 12 games with 4 starts at defensive tackle; 39 tackles (13 solo) and 0.5 sacks.

- 3rd-team Freshman All-American.
- SEC All-Freshman team.

HIGH SCHOOL (WAYNE COUNTY HS – WAYNESBORO, MISS.)

SENIOR (2015): 83 tackles and 14 sacks.

- Helped his school win the state championship.
- 5A Defensive Player of the Year.
- 1st-team all-state.

OFF THE FIELD

PERSONAL:

- **MAJOR:** General studies.

BEFORE THE NFL

COLLEGE (MISSISSIPPI):

- 4-year letterman (2016-19) and 3-year starter.

CAREER: Played in all 48 games with 36 starts – 32 at nose tackle and 4 at defensive tackle; 132 tackles (66 solo), 10.5 sacks, 1 interception, 1 pass defended, 1 forced fumble and 1 fumble recovery.

BENITO JONES' NFL REGULAR SEASON STATS

YEAR	TEAM	GP	GS	TACKLES				INTERCEPTIONS					FUMBLES			
				TOT	SOLO	ASST	SK	YDS	INT	YDS	LG	TD	PD	FF	FR	
2020	MIAMI	6	0	2	1	1	0.0	0.0	0	0	0	0	0	0	0	0
NFL TOTALS		6	0	2	1	1	0.0	0.0	0	0	0	0	0	0	0	0



NFL CAREER

TRANSACTIONS:

- 3rd-round pick (70th overall) by Miami in the 2020 NFL Draft.

CAREER HIGHLIGHTS:

- Played in 16 career games with 4 starts.
- 59 tackles (40 solo), 1 sack, 1 pass defended and 1 forced fumble.
- 3 special teams tackles (1 solo).
- His 59 tackles in 2020 were tied for 11th by all NFL rookies.

2020 (MIAMI):

- Played in all 16 games with 4 starts.
- 59 tackles (40 solo), 1 sack, 1 pass defended and 1 forced fumble.
- 3 special teams tackles (1 solo).
- His 59 tackles were tied for 11th among all NFL rookies.

AT NEW ENGLAND (9/13): 9 tackles (7 solo).

- Made his NFL debut.

AT N.Y. JETS (11/29): 3 tackles (2 solo) and 1 sack.

- Sacked QB Sam Darnold on 3rd-and-3 for a loss of 9 yards in the 1st quarter.
- It was his 1st career sack.

VS. NEW ENGLAND (12/20): 6 tackles (4 solo) and 1 forced fumble.

- Forced a QB Cam Newton fumble on 3rd-and-8 in the 2nd quarter.

BEFORE THE NFL

COLLEGE (TEXAS):

- 4-year letterman (2016-19) and 3-year starter.

CAREER: Played in 46 games with 35 starts; 233 tackles (175 solo), 1 sack, 4 interceptions, 11 passes defended, 2 forced fumbles and 3 fumble recoveries; 2 blocked punts; 3 kickoff returns for 55 yards (18.3 avg.); 14 punt returns for 161 yards (11.5 avg.).

SENIOR (2019): Started 12 games; 86 tackles (64 solo), 1 sack, 2 interceptions, 6 passes defended, 1 forced fumble and 1 fumble recovery; 6 punt returns for 63 yards (10.5 avg.).

- Voted a team captain.

JUNIOR (2018): Started 10 games; 70 tackles (48 solo), 2 interceptions, 3 passes defended and 2 fumble recoveries; 6 punt returns for 65 yards (10.8 avg.).

- Honorable mention All-Big 12.

SOPHOMORE (2017): Started 12 games; 61 tackles (51 solo), 2 passes defended and 1 forced fumble; 1 kickoff return for 11 yards.

TRUE FRESHMAN (2016): Played all 12 games with 1 start; 16 tackles (12 solo); 2 blocked punts; 2 kickoff returns for 44 yards (22.0 avg.); 2 punt returns for 33 yards (16.5 avg.).

HIGH SCHOOL (NACOGDOCHES HS - NACOGDOCHES, TEXAS)

- Played on offense, defense and special teams.
- Also ran track and placed 3rd in the state championships as the anchor on the 4x200m team.

SENIOR (2015): 124 tackles and 2 interceptions; 8 TDs on offense and special teams.

- All-American.
- Texas Defensive Player of the Year.
- 1st-team all-state.
- All-district.

JUNIOR (2014): 30 tackles and 2 forced fumbles.

SOPHOMORE (2013): 95 tackles, 5 interceptions and 13 passes defended; 1 interception return for a TD.

- Honorable mention all-state.
- 1st-team all-district at defensive back and return specialist.

OFF THE FIELD

PERSONAL:

- **MAJOR:** Sport management.

BRANDON JONES' NFL REGULAR SEASON STATS

YEAR	TEAM	GP	GS	TACKLES					INTERCEPTIONS					FUMBLES	
				TOT	SOLO	ASST	SK	YDS	INT	YDS	LG	TD	PD	FF	FR
2020	MIAMI	16	4	59	40	19	1.0	9.0	0	0	0	0	1	1	0
NFL TOTALS		16	4	59	40	19	1.0	9.0	0	0	0	0	1	1	0

ADDITIONAL STATS

Special Teams Tackles: 3 in 2020.

SINGLE-GAME CAREER HIGHS

Tackles:	9	at New England, 9/13/20
Sacks:	1	at N.Y. Jets, 11/29/20
Passes Defended:	1	vs. N.Y. Jets, 10/18/20
Forced Fumbles:	1	vs. New England, 12/20/20



24

BYRON JONES

CORNERBACK // 6-1 // 194 // CONNECTICUT '15
 ACQUIRED: UFA, '20 (DAL.)
 HOMETOWN: NEW BRITAIN, CONN. // BORN: 9/26/92
 NFL: SEVENTH SEASON // DOLPHINS: SECOND SEASON



2018 PRO BOWL

NFL CAREER

TRANSACTIONS:

- Signed by Miami as an unrestricted free agent from Dallas on March 21, 2020.
- 1st-round pick (27th overall) by Dallas in the 2015 NFL Draft.

CAREER HONORS:

- 2020 Walter Payton Man of the Year Nominee.
- No. 97 on the NFL Network Top 100 list in 2019.
- 2018 Pro Bowl selection.
- 2018 2nd-team All-Pro.

CAREER HIGHLIGHTS:

- Played in 93 career games with 87 starts.
- 363 tackles (279 solo), 4 interceptions, 48 passes defended and 4 forced fumbles; 1 interception return for a TD.
- 21 special teams tackles (17 solo).

2020 (MIAMI):

- Started 14 games.
- Inactive for 2 games.
- 37 tackles (28 solo), 2 interceptions, 4 passes defended and 1 forced fumble.
- Member of the team's Social Impact Committee.

VS. L.A. CHARGERS (11/15): 3 solo tackles and 1 pass defended.

VS. KANSAS CITY (12/13): 3 tackles (2 solo), 1 interception, 1 pass defended and 1 forced fumble.

- Intercepted QB Patrick Mahomes in the 1st quarter.
- Forced a WR Mecole Hardman fumble in the 3rd quarter that was recovered by LB Kamu Grugier-Hill.

AT BUFFALO (1/3): 6 solo tackles, 1 interception and 1 pass defended.

- Intercepted QB Josh Allen in the 1st quarter.

HONORS:

- Walter Payton Man of the Year Nominee.
- Won the Nat Moore Community Service Award as part of the team's Social Impact Committee.

2019 (DALLAS):

- Played in 15 games with 14 starts at cornerback.
- Inactive for 1 game.
- 44 tackles (35 solo), 6 passes defended and 1 forced fumble.
- 2 solo special teams tackles.

AT WASHINGTON (9/15): 8 solo tackles and 1 pass defended.

VS. PHILADELPHIA (10/20): 2 tackles (1 solo), 1 pass defended and 1 forced fumble.

- Forced a RB Boston Scott fumble in the 4th quarter.

AT CHICAGO (12/5): 6 solo tackles.

HONORS:

- No. 97 on the NFL Network Top 100 list.

2018 (DALLAS):

- Started all 16 games at cornerback.
- 65 tackles (54 solo) and 14 passes defended.
- 2 solo special teams tackles.

AT HOUSTON (10/7): 10 tackles (8 solo) and 2 passes defended.

AT ATLANTA (11/18): 7 tackles (5 solo) and 1 pass defended.

VS. TAMPA BAY (12/23): 7 solo tackles and 1 pass defended.

POSTSEASON:

NFC WILD CARD VS. SEATTLE (1/5): 4 tackles (2 solo).

NFC DIVISIONAL AT L.A. RAMS (1/12): 4 solo tackles and 1 pass defended.

PRO BOWL:

- Earned his 1st Pro Bowl selection.

HONORS:

- 2nd-team All-Pro cornerback.

2017 (DALLAS):

- Started all 16 games at safety.
- 71 tackles (48 solo), 1 interception, 5 passes defended and 1 forced fumble; 1 interception return for a TD.
- 9 special teams tackles (7 solo).

AT ARIZONA (9/25): 5 tackles (3 solo) and 2 passes defended.

AT WASHINGTON (10/29): 4 tackles (1 solo), 1 interception and 1 pass defended; 1 interception return for a TD.

- Intercepted QB Kirk Cousins and returned it 21 yards for a TD in the 4th quarter.

AT PHILADELPHIA (12/31): 5 solo tackles and 1 forced fumble.

- Forced a WR Marcus Johnson fumble in the 4th quarter.

2016 (DALLAS):

- Started all 16 games at safety.
- 81 tackles (67 solo), 1 interception, 10 passes defended and 1 forced fumble.
- 7 special teams tackles (6 solo).

AT PITTSBURGH (11/13): 12 tackles (11 solo).

VS. WASHINGTON (11/24): 7 solo tackles and 2 passes defended.

VS. TAMPA BAY (12/18): 7 tackles (4 solo), 1 interception and 2 passes defended.

- Intercepted a QB Jameis Winston pass intended for WR Mike Evans for a 7-yard return in the 2nd quarter.

POSTSEASON:

NFC DIVISIONAL VS. GREEN BAY (1/15): 5 solo tackles and 2 passes defended.

2015 (DALLAS):

- Played in all 16 games with 11 starts at safety.
- 65 tackles (47 solo) and 9 passes defended.
- 1 assisted special teams tackle.

AT N.Y. GIANTS (10/25): 7 tackles (6 solo).

- Made his NFL debut.

VS. PHILADELPHIA (11/8): 5 solo tackles and 2 passes defended.

VS. N.Y. JETS (12/19): 6 solo tackles.

BEFORE THE NFL

COLLEGE (CONNECTICUT):

- 4-year starter (2011-14).

CAREER: Played in 43 games with 38 starts; 222 tackles (130 solo), 8 interceptions, 26 passes defended and 1 fumble recovery; 1 fumble recovery TD; 1 blocked punt for a TD.

SENIOR (2014): Started 7 games at cornerback; 24 tackles (16 solo), 2 interceptions and 6 passes defended; 1 interception return for a TD.

JUNIOR (2013): Played in all 12 games with 11 starts at cornerback; 60 tackles (42 solo), 3 interceptions and 11 passes defended.

SOPHOMORE (2012): Started all 12 games at safety; 87 tackles (39 solo), 1 interception and 3 passes defended.

- His 87 tackles ranked 3rd on the team.

REDSHIRT FRESHMAN (2011): Played in all 12 games with 8 starts at safety; 51 tackles (33 solo), 2 interceptions, 6 passes defended and 1 fumble recovery; 1 fumble recovery TD; 1 blocked punt for a TD.

- Redshirted in 2010.

HIGH SCHOOL (ST. PAUL CATHOLIC HS – BRISTOL, CONN.)

- Played on both defense and special teams.
- Also played basketball and ran track.

SENIOR (2009):

- All-state.
- 1st-team All-Naugatuck Valley
- Served as a team captain.

OFF THE FIELD

COMMUNITY:

- In 2020, helped establish the Social Impact Committee to make a difference in civic engagement, education and economic empowerment.

PERSONAL:

- Interned for Connecticut State Rep. Joe Aresimowicz and former U.S. Rep. Elizabeth Esty in the summer of 2013.
- **MAJOR:** Economics.

BYRON JONES' NFL REGULAR SEASON STATS

YEAR	TEAM	GP	GS	TACKLES					INTERCEPTIONS					FUMBLES	
				TOT	SOLO	ASST	SK	YDS	INT	YDS	LG	TD	PD	FF	FR
2015	DALLAS	16	11	65	47	18	0.0	0.0	0	0	0	0	9	0	0
2016	DALLAS	16	16	81	67	14	0.0	0.0	1	7	7	0	10	1	0
2017	DALLAS	16	16	71	48	23	0.0	0.0	1	21	21	1	5	1	0
2018	DALLAS	16	16	65	54	11	0.0	0.0	0	0	0	0	14	0	0
2019	DALLAS	15	14	44	35	9	0.0	0.0	0	0	0	0	6	1	0
2020	MIAMI	14	14	37	28	9	0.0	0.0	2	15	15	0	4	1	0
NFL TOTALS		93	87	363	279	84	0.0	0.0	4	43	21	1	48	4	0

BYRON JONES' NFL PLAYOFF STATS

YEAR	TEAM	GP	GS	TACKLES				INTERCEPTIONS					FUMBLES		
				TOT	SOLO	ASST	SK	YDS	INT	YDS	LG	TD	PD	FF	FR
2016	DALLAS	1	1	5	5	0	0.0	0.0	0	0	0	0	2	0	0
2018	DALLAS	2	2	8	6	2	0.0	0.0	0	0	0	0	1	0	0
PLAYOFF TOTALS		3	3	13	11	2	0.0	0.0	0	0	0	0	3	0	0

ADDITIONAL STATS

Defensive Touchdowns: 21-yard interception return at Washington (10/29/17).

Special Teams Tackles: 1 in 2015, 7 in 2016, 9 in 2017, 2 in 2018, 2 in 2019 for total of 21.

SINGLE-GAME CAREER HIGHS

Tackles: 12 at Pittsburgh, 11/13/16
Interceptions: 1 3 times, last: at Buffalo, 1/3/21
Passes Defensed: 3 vs. Jacksonville, 10/14/18
Forced Fumbles: 1 3 times, last: vs. Philadelphia, 10/20/19



66

SOLOMON
KINDLEY

GUARD // 6-4 // 335 // GEORGIA '20
 ACQUIRED: D4, '20
 HOMETOWN: JACKSONVILLE, FLA. // BORN: 7/31/97
 NFL: SECOND SEASON // DOLPHINS: SECOND SEASON

NFL CAREER

TRANSACTIONS:

- 4th-round pick (111th overall) by Miami in the 2020 NFL Draft.

CAREER HIGHLIGHTS:

- Started 13 career games.

2020 (MIAMI):

- Started 13 games – 10 at right guard, 2 at left guard and 1 as an extra offensive lineman.
- Inactive for 2 games.
- Dressed but did not play in 1 game.

AT NEW ENGLAND (9/13):

- Started at right guard.
- Made his NFL debut.
- Joined Austin Jackson as the 1st Dolphins rookie duo to start a season opener on the offensive line since 2008 (Jake Long and Donald Thomas).

VS. CINCINNATI (12/6):

- Protected QB Tua Tagovailoa and did not allow a sack.
- It was the 1st time the Dolphins did not allow a sack in multiple games in the same season since 2017.

VS. NEW ENGLAND (12/20):

- Started at left guard.
- Helped the team rush for 250 yards, which was Miami's most since Dec. 24, 2016 at Buffalo and the most allowed by New England since Nov. 24, 2013.

BEFORE THE NFL

COLLEGE (GEORGIA):

- 4-year letterman (2016-19) and 3-year starter.

CAREER: Played in 43 games with 32 starts – 25 at left guard and 7 at right guard.

JUNIOR (2019): Played in 13 games with 11 starts at left guard.

SOPHOMORE (2018): Started all 14 games at left guard.

REDSHIRT FRESHMAN (2017): Played in all 15 games with 7 starts at right guard.

- Freshman All-SEC.
- Awarded a redshirt for 2016 season.

TRUE FRESHMAN (2016): Played in 1 game.

HIGH SCHOOL (WILLIAM RAINES SENIOR HS – JACKSONVILLE, FLA.)

- Also swam and played basketball.

SENIOR (2015):

- 2nd-team all-state.

OFF THE FIELD

COMMUNITY:

- In 2021, partnered with the Progressive Firefighters Association to host a camp where he taught local youth how to swim.

PERSONAL:

- **MAJOR:** Sport management.

SOLOMON KINDLEY'S NFL REGULAR SEASON STATS

GAMES/STARTS: 2020: 13/13

NFL TOTALS: 13/13



32

PATRICK LAIRD

RUNNING BACK // 6-1 // 197 // CALIFORNIA '19
ACQUIRED: FA, '19
HOMETOWN: ARROYO GRANDE, CALIF. // BORN: 8/17/95
NFL: THIRD SEASON // DOLPHINS: THIRD SEASON

NFL CAREER

TRANSACTIONS:

- Signed by Miami as an undrafted college free agent on May 9, 2019.

CAREER HIGHLIGHTS:

- Played in 31 career games with 4 starts.
- 75 carries for 240 yards (3.2 avg.) and 1 TD.
- 33 receptions for 272 yards (8.2 avg.).
- 7 special teams tackles (6 solo).
- His 204 receiving yards in 2019 were the 2nd-most by any rookie running back in the NFL that season:

NFL RECEIVING LEADERS (2019 ROOKIE RUNNING BACKS)

PLAYER	TEAM	REC	YDS	AVG
1. Miles Sanders	Phil.	50	509	10.2
2. PATRICK LAIRD	MIA.	23	204	8.9
3. Devin Singletary	Buf.	29	194	6.7
4. David Montgomery	Chi.	25	185	7.4
5. Josh Jacobs	Oak.	20	166	8.3

- His 204 receiving yards from Week 10 through the end of the season were tied for 12th in the NFL among all running backs.

2020 (MIAMI):

- Played in all 16 games.
- 13 carries for 72 yards (5.5 avg.).
- 10 receptions for 68 yards (6.8 avg.).
- 1 solo special teams tackle.
- Member of the team's Social Impact Committee.

VS. L.A. CHARGERS (11/15): 2 carries for 19 yards (9.5 avg.); 1 solo special teams tackle.

VS. CINCINNATI (12/6): 3 carries for 6 yards (2.0 avg.); 2 receptions for 16 yards (8.0 avg.).

VS. NEW ENGLAND (12/20): 2 carries for 20 yards (10.0 avg.); 2 receptions for 12 yards (6.0 avg.).

HONORS:

- Won the Nat Moore Community Service Award as part of the team's Social Impact Committee.

2019 (MIAMI):

- Played in 15 games with 4 starts.
- Inactive for 1 game.
- 62 carries for 168 yards (2.7 avg.) and 1 TD; 23 receptions for 204 yards (8.9 avg.).
- 6 special teams tackles (5 solo).

- His 204 receiving yards were the 2nd-most by any rookie running back in the NFL.
- His 204 receiving yards from Week 10 through the end of the season were tied for 12th in the NFL among all running backs.

VS. PHILADELPHIA (12/1): 10 carries for 5 yards (0.5 avg.) and 1 TD; 4 receptions for 43 yards (10.8 avg.).

- Ran for a 4-yard TD and then caught a 2-point conversion pass from QB Ryan Fitzpatrick to give Miami a 34-28 in the 4th quarter.
- It was his first career TD.

AT N.Y. JETS (12/8): 15 carries for 48 yards (3.2 avg.); 4 receptions for 38 yards (9.5 avg.).

- Made his 1st career start.

AT N.Y. GIANTS (12/15): 12 carries for 46 yards (3.8 avg.); 2 receptions for 8 yards (4.0 avg.); 1 solo special teams tackle.

BEFORE THE NFL

COLLEGE (CALIFORNIA):

- 4-year letterman (2014; 2016-18) and 2-year starter.

CAREER: Played in 41 games with 21 starts; 425 carries for 2,153 yards (5.1 avg.) and 14 TDs; 99 receptions for 608 yards (6.1 avg.) and 5 TDs; 2-of-2 passing (100 pct.) for 25 yards.

SENIOR (2018): Started all 13 games; 223 carries for 961 yards (4.3 avg.) and 5 TDs; 51 receptions for 288 yards (5.7 avg.) and 4 TDs; 2-of-2 passing (100 pct.) for 25 yards.

- Finalist for the Burlsworth Trophy (nation's best former walk-on).

- His 51 receptions were the most in school history by a running back.

- Voted a team captain.

JUNIOR (2017): Played in 11 games with 8 starts; 191 carries for 1,127 yards (5.9 avg.) and 8 TDs; 45 receptions for 322 yards (7.2 avg.) and 1 TD.

- Honorable mention All-Pac-12.

- His 5.9 yards per carry ranked 6th in the Pac-12 (min. 100 attempts).

- His 1,127 rushing yards ranked 8th in the Pac-12.

REDSHIRT SOPHOMORE (2016): Played in all 12 games; 8 carries for 59 yards (7.4 avg.) and 1 TD; 3 receptions for -2 yards (-0.7 avg.).

- Redshirted in 2015.

TRUE FRESHMAN (2014): Played in 5 games; 3 carries for 6 yards (2.0 avg.).

HIGH SCHOOL (MISSION COLLEGE PREP HS – SAN LUIS OBISPO, CALIF.)

- Played running back and defensive back.
- Also lettered in basketball.

CAREER: 547 carries for 4,551 yards (8.3 avg.) and 50 TDs; 47 receptions for 734 yards (15.6 avg.) and 11 TDs; 77 tackles, 2 sacks, 5 interceptions, 12 passes defended and 1 fumble recovery; 16 kickoff returns for 483 yards (30.2 avg.); 11 punt returns for 142 yards (12.9 avg.); 1 blocked punt.

SENIOR (2013): 408 carries for 3,117 yards (7.6 avg.) and 32 TDs; 7 receptions for 67 yards (9.6 avg.) and 2 TDs.

JUNIOR (2012): 77 carries for 970 yards (12.6 avg.) and 13 TDs; 27 receptions for 506 yards (18.7 avg.) and 7 TDs; 51 tackles, 2 sacks, 1 interception and 6 passes defended; 4 kickoff returns for 65 yards (16.3 avg.); 2 punt returns for 31 yards (15.5 avg.).

SOPHOMORE (2011): 62 carries for 464 yards (7.5 avg.); 13 receptions for 161 yards (12.4 avg.) and 2 TDs; 26 tackles, 2 interceptions, 3 passes defended and 1 fumble recovery; 8 kickoff returns for 227 yards (28.4 avg.); 3 punt returns for 45 yards (15.0 avg.); 1 blocked punt.

OFF THE FIELD

COMMUNITY:

- In 2020, helped establish the Social Impact Committee to make a difference in civic engagement, education and economic empowerment.
- In 2020, hosted the 3rd annual Patrick Laird Summer Reading Challenge to encourage kids to read.
- In 2019, collaborated with fellow Dolphins rookies and Neighbors4Neighbors to sponsor four South Florida families with holiday gifts and game tickets.
- Volunteered with Big Brothers Big Sisters of Miami for the Dolphins Kids Cook-Off at Publix and Top Golf event through Football Unites.

PERSONAL:

- **MAJOR:** Political science and business administration.

PATRICK LAIRD'S NFL REGULAR SEASON STATS

YEAR	TEAM	GP	GS	RUSHING					RECEIVING				
				ATT	YDS	AVG	LG	TD	REC	YDS	AVG	LG	TD
2019	MIAMI	15	4	62	168	2.7	18	1	23	204	8.9	21	0
2020	MIAMI	16	0	13	72	5.5	17	0	10	68	6.8	17	0
NFL TOTALS		31	4	75	240	3.2	18	1	33	272	8.2	21	0

ADDITIONAL STATS

Special Teams Tackles: 6 in 2019, 1 in 2020 for total of 7.

2019 GAME-BY-GAME STATS (MIAMI)


DATE	OPPONENT	P/S	ATT	YDS	AVG	LG	TD
09/08	BALTIMORE		INACTIVE				
09/15	NEW ENGLAND	1/0	0	0	0.0	0	0
09/22	Dallas	1/0	0	0	0.0	0	0
09/29	L.A. CHARGERS	1/0	0	0	0.0	0	0
10/13	WASHINGTON	1/0	0	0	0.0	0	0
10/20	at Buffalo	1/0	0	0	0.0	0	0
10/28	at Pittsburgh	1/0	0	0	0.0	0	0
11/03	N.Y. JETS	1/0	0	0	0.0	0	0
11/10	at Indianapolis	1/0	2	4	2.0	3	0
11/17	BUFFALO	1/0	1	7	7.0	7	0
11/24	at Cleveland	1/0	3	20	6.7	13	0
12/01	PHILADELPHIA	1/0	10	5	0.5	4t	1
12/08	at N.Y. Jets	1/1	15	48	3.2	16	0
12/15	at N.Y. Giants	1/1	12	46	3.8	18	0
12/22	CINCINNATI	1/1	8	17	2.1	7	0
12/29	at New England	1/1	11	21	1.9	4	0
2019 TOTALS		15/4	62	168	2.7	18	1

2020 GAME-BY-GAME STATS (MIAMI)

DATE	OPPONENT	P/S	ATT	YDS	AVG	LG	TD
09/13	at New England	1/0	0	0	0.0	0	0
09/20	BUFFALO	1/0	0	0	0.0	0	0
09/24	at Jacksonville	1/0	0	0	0.0	0	0
10/04	SEATTLE	1/0	0	0	0.0	0	0
10/11	at San Francisco	1/0	0	0	0.0	0	0
10/18	N.Y. JETS	1/0	0	0	0.0	0	0
11/01	L.A. RAMS	1/0	0	0	0.0	0	0
11/08	at Arizona	1/0	1	-1	-1.0	-1	0
11/15	N.Y. JETS	1/0	2	19	9.5	17	0
11/22	at Denver	1/0	0	0	0.0	0	0
11/29	at N.Y. Jets	1/0	1	9	9.0	9	0
12/06	CINCINNATI	1/0	3	6	2.0	4	0
12/13	KANSAS CITY	1/0	4	19	4.8	9	0
12/20	NEW ENGLAND	1/0	2	20	10.0	12	0
12/26	at Las Vegas	1/0	0	0	0.0	0	0
01/03	at Buffalo	1/0	0	0	0.0	0	0
2020 TOTALS		16/0	13	72	5.5	17	0

DOLPHINS RAN THROUGH THE 1970s

From 1970-79, the Dolphins were the decade's most proficient rushing team. Miami totaled 23,720 rushing yards in the decade, ahead of the second place Dallas Cowboys (23,651 yards), and averaged a decade-best 4.41 yards per carry, ahead of the Buffalo Bills (4.33 avg.). Miami scored 188 touchdowns on the ground in that 10-year period, tied for second with the Cowboys, behind only the Pittsburgh Steelers (192 TDs). Additionally, the Dolphins set a then-NFL record with 2,960 rushing yards (currently No. 8 in NFL history) during the team's "perfect season" of 1972.



41

CRE'VON LeBLANC

CORNERBACK // 5-10 // 190 // FLORIDA ATLANTIC '16
ACQUIRED: FA, '21
HOMETOWN: BELLE GALDE, FLA. // BORN: 7/25/94
NFL: SIXTH SEASON // DOLPHINS: FIRST SEASON

NFL CAREER

TRANSACTIONS:

- Signed by Miami on July 23, 2021.
- Signed by Philadelphia on Sept. 7, 2020.
- Released by Philadelphia on Sept. 6, 2020.
- Awarded off waivers to Philadelphia on Nov. 5, 2018.
- Waived by Detroit on Nov. 3, 2018.
- Promoted from Detroit's practice squad on Oct. 6, 2018.
- Signed to Detroit's practice squad on Sept. 3, 2018.
- Waived by Chicago on Sept. 1, 2018.
- Awarded off waivers to Chicago on Sept. 4, 2016.
- Waived by New England on Sept. 3, 2016.
- Signed by New England as an undrafted college free agent on May 6, 2016.

CAREER HIGHLIGHTS:

- Played in 52 career games with 16 starts.
- 114 tackles (100 solo), 2 sacks, 2 interceptions, 18 passes defended, 2 forced fumbles and 1 fumble recovery.
- 5 punt returns for 43 yards (8.6 avg.).

2020 (PHILADELPHIA):

- Played in 9 games with 1 start.
- Inactive 1 game.
- Missed the rest of the season after being placed on injured reserve on Nov. 24.
- 22 tackles (19 solo), 1 sack, 2 passes defended, 1 forced fumble, and 1 fumble recovery.

VS. CINCINNATI (9/27): 7 tackles (6 solo).

AT SAN FRANCISCO (10/4): 6 tackles (4 solo), 1 sack and 1 forced fumble.

- Strip-sacked QB Nick Mullens in the 4th quarter.

AT PITTSBURGH (10/11): 2 solo tackles and 1 fumble recovery.

- Recovered a fumble from TE Eric Ebron and returned it 12 yards in the 4th quarter.

2019 (PHILADELPHIA):

- Played in 4 games with 1 start.
- Missed the first 12 games after being placed on injured reserve on Sept. 2.
- 8 tackles (7 solo) and 2 passes defended.

AT N.Y. GIANTS (9/15): 8 tackles (7 solo) and two passes defended.

- Broke up a pass intended for WR Sterling Shepard on 4th-and-4 in the 3rd quarter.

POSTSEASON:

NFC WILD CARD VS SEATTLE (1/5): 4 tackles (3 solo) and 2 passes defended.

2018 (CHICAGO/DETROIT/PHILADELPHIA):

- Played in 8 games with 4 starts for Philadelphia.
- 23 tackles (20 solo) and 1 pass defended with Philadelphia.
- Awarded off waivers to Philadelphia on Nov. 5.
- Played 3 games with Detroit.
- 2 solo tackles with Detroit.
- Spent part of the season on Detroit's practice squad.
- Spent the offseason and training camp in Chicago.

AT L.A. RAMS (12/16): 8 tackles (6 solo) and 1 pass defended.

POSTSEASON:

NFC WILD CARD AT CHICAGO (1/6): 3 solo tackles and 1 pass defended.

NFC DIVISIONAL AT NEW ORLEANS (1/13): 3 tackles (2 solo), 1 interception and 2 passes defended.

- Intercepted QB Drew Brees on 1st-and-10 in the game's opening drive.
- Made first career postseason start.

2017 (CHICAGO):

- Played in 15 games with 1 start.
- Dressed but did not play 1 game
- 15 tackles (12 solo), 1 sack, 1 forced fumble and 3 passes defended.

VS. GREEN BAY (11/12): 3 tackles (2 solo) and 1 sack.

- Sacked QB Brett Hundley for a loss of 10 yards on 2nd-and-10.

AT PHILADELPHIA (11/26): 7 tackles (6 solo), 2 passes defended and 1 forced fumble.

- Forced a fumble on RB Jay Ajayi in the 4th quarter.

2016 (CHICAGO):

- Played in 13 games with 9 starts.
- 44 tackles (40 solo), 2 interceptions and 10 passes defended.

- Returned an interception 24 yards for a touchdown.

AT GREEN BAY (10/20): 7 tackles (6 solo) and 2 passes defended.

- Made 1st NFL start.

AT DETROIT (12/11): 4 tackles, 1 interception and 4 passes defended.

- Intercepted QB Matt Stafford and returned it 24 yards for a touchdown on 3rd-and-5 in the 4th quarter.

AT MINNESOTA (1/1): 2 tackles and one interception.

- Intercepted QB Sam Bradford on 3rd-and-10 in the 3rd quarter.

- Team captain.

- All C-USA.

JUNIOR (2014): Played in all 12 games; 71 tackles (55 solo) 2 interceptions and 10 passes defended; 3 punt returns for 8 yards (0.7 avg.).

SOPHOMORE (2013): Played in 11 games; 24 tackles (18 solo) and 2 passes defended; 6 kickoff returns for 149 yards (24.83 avg.).

TRUE FRESHMAN (2012): Played 9 games; 42 tackles (30 solo) and 4 passes defended; 7 kickoff returns for 135 yards (19.29 avg.).

HIGH SCHOOL (GLADES CENTRAL HS – BELLE GLADE, FLA.)

- Named All-Area as both a junior and a senior.

SENIOR (2011): Recorded 75 tackles, five interceptions, 15 passes defended, 1 sack and 3 forced fumbles.

- All-Area

SENIOR (2010):

- All-Area

BEFORE THE NFL

COLLEGE (FLORIDA ATLANTIC):

- 4-year letterman (2012-15) and 3-year starter.
- 2015 team captain.

CAREER: Played in 44 games; 180 tackles (133 solo) 6 interceptions and 29 passes defended; 30 kickoff returns for 387 yards (22.8 avg.) and 8 punt returns for 38 yards (4.8 avg.).

SENIOR (2015): Played in all 12 games; 43 tackles (30 solo), 4 interceptions and 15 passes defended; 17 kickoff returns for 287 yards (16.9 avg.) and 5 punt returns for 30 yards (6.0 avg.).

OFF THE FIELD

PERSONAL:

- **PRONUNCIATION:** CRAY-von luh-BLAHNK.
- **MAJOR:** Communications.

CRE'VON LeBLANC'S NFL REGULAR SEASON STATS

YEAR	TEAM	GP	GS	TACKLES					INTERCEPTIONS					FUMBLES	
				TOT	SOLO	ASST	SK	YDS	INT	YDS	LG	TD	PD	FF	FR
2016	CHICAGO	13	9	44	40	4	0.0	0.0	2	24	24t	1	10	0	0
2017	CHICAGO	15	1	15	12	3	1.0	10.0	0	0	0	0	3	1	0
2018	DETROIT	3	0	2	2	0	0.0	0.0	0	0	0	0	1	0	0
	PHILADELPHIA	8	4	23	20	3	0.0	0.0	0	0	0	0	1	0	0
2019	PHILADELPHIA	4	1	8	7	1	0.0	0.0	0	0	0	0	2	0	0
2020	PHILADELPHIA	9	1	22	19	3	1.0	3.0	0	0	0	0	2	1	1
NFL TOTALS		53	16	114	100	14	2.0	13.0	2	24	24t	1	18	2	1

CRE'VON LeBLANC'S NFL PLAYOFF STATS

YEAR	TEAM	GP	GS	TACKLES					INTERCEPTIONS					FUMBLES	
				TOT	SOLO	ASST	SK	YDS	INT	YDS	LG	TD	PD	FF	FR
2018	PHILADELPHIA	2	1	6	5	1	0.0	0.0	1	0	0	0	3	0	0
2019	PHILADELPHIA	1	1	4	3	1	0.0	0.0	0	0	0	0	2	0	0
PLAYOFF TOTALS		3	2	10	8	2	0.0	0.0	1	0	0	0	5	0	0

SINGLE-GAME CAREER HIGHS

Tackles:	8	Twice, last: at N.Y. Giants, 12/29/19
Sacks:	1	Twice, last: at San Francisco, 10/4/20
Interceptions:	1	3 times, last: at New Orleans (NFC Divisional), 1/13/19
Passes Defended:	4	at Detroit, 12/11/16
Forced Fumbles:	1	at San Francisco, 10/04/20
Fumble Recoveries:	1	Twice, last at Pittsburgh, 10/11/20

DOLPHINS NO. 1 OVERALL DRAFT PICKS

The Dolphins have had five former No. 1 overall picks play for the team, but only one was selected by the Dolphins. Former No. 1 picks to play for the Dolphins include wide receiver Irving Fryar (1984 by New England), defensive tackles Steve Emtman (1992 by Indianapolis), Dan Wilkinson (1994 by Cincinnati), defensive end Mario Williams (2006 by Houston) and tackle Jake Long (2008 by Miami). This does not include running back Jim Grabowski (drafted in the 1966 AFL Draft by Miami), but signed instead with the NFL's Green Bay Packers or quarterback Bernie Kosar, who was selected as the first overall pick in the 1985 supplemental draft by the Cleveland Browns before joining the Dolphins later in his career.



JONATHAN LEDBETTER

DEFENSIVE END // 6-4 // 282 // GEORGIA '19
 ACQUIRED: FA, '19
 HOMETOWN: TUCKER, GA. // BORN: 9/12/97
 NFL: SECOND SEASON // DOLPHINS: SECOND SEASON

NFL CAREER

TRANSACTIONS:

- Waived by Miami with a non-football injury designation on April 21, 2020.
- Signed by Miami as an undrafted college free agent on May 9, 2019.

CAREER HIGHLIGHTS:

- Played in 1 game with 1 start.
- 4 tackles (1 solo) and 0.5 sacks.

2020 (MIAMI):

- Missed the entire season after being waived with a non-football injury designation.

2019 (MIAMI):

- Started 1 game.
- Missed the rest of the season after being placed on injured reserve on Sept. 12.
- 4 tackles (1 solo) and 0.5 sacks.

VS. BALTIMORE (9/8): 4 tackles (1 solo) and 0.5 sacks.

- Split a sack with LB Sam Eguavoen on QB Lamar Jackson in the 2nd quarter.
- Made NFL debut.

BEFORE THE NFL

COLLEGE (GEORGIA):

- 4-year letterman (2015-18) and 2-year starter.

CAREER: Played in 43 games with 28 starts; 122 tackles (42 solo), 4.5 sacks and 2 forced fumbles.

SENIOR (2018): Played in all 14 games with 13 starts; 56 tackles (15 solo), 1 sack and 2 forced fumbles.

- 2nd-team All-SEC.
- His 56 tackles were 4th on the team.
- Served as a team captain.

JUNIOR (2017): Played in all 15 games with 11 starts; 38 tackles (18 solo) and 2.5 sacks.

SOPHOMORE (2016): Played in 7 games with 4 starts; 24 tackles (7 solo) and 1 sack.

TRUE FRESHMAN (2015): Played in 7 games; 4 tackles (2 solo).

HIGH SCHOOL (TUCKER HS – TUCKER, GA.)

SENIOR (2014):

- Honorable mention all-state.

OFF THE FIELD

PERSONAL:

- Rode the 14-mile Dolphins Ride in the 2020 Dolphins Cancer Challenge.
- In 2019, collaborated with fellow Dolphins rookies and Neighbors4Neighbors to sponsor four South Florida families with holiday gifts and game tickets.
- Partnered with I'm A Father FIRST for his My Cause My Cleats, an organization dedicated to reducing fatherless homes in the country, in honor of his late father.
- Founded Being Ledbetter to provide mentorship and encourage leadership in youth.

PERSONAL:

- **MAJOR:** Sport management.

JONATHAN LEDBETTER'S NFL REGULAR SEASON STATS

YEAR	TEAM	GP	GS	TACKLES					INTERCEPTIONS					FUMBLES		
				TOT	SOLO	ASST	SK	YDS	INT	YDS	LG	TD	PD	FF	FR	
2019	MIAMI	1	1	4	1	3	0.5	0.5	0	0	0	0	0	0	0	0
2020	MIAMI	NON-FOOTBALL INJURY														
NFL TOTALS		1	1	4	1	3	0.5	0.5	0	0	0	0	0	0	0	0

DOLPHINS SOARED THROUGH THE 1980s

From 1980-89, the Dolphins were among the decade's most proficient passing teams. The Dolphins scored a decade-best 285 passing touchdowns during the decade, ahead of the second-place San Francisco 49ers (272). Miami totaled 38,132 passing yards during the 10-year period, which was the third-highest total in the decade, behind only the San Diego Chargers (41,195) and the 49ers (38,833 yards). In 1984, the Dolphins set then-NFL records with 5,146 gross passing yards (currently No. 13 in NFL history) and 49 touchdowns passes (currently No. 6 in NFL history).



75

TYLER MARZ

OFFENSIVE LINE // 6-7 // 315 // WISCONSIN '19
ACQUIRED: FA, '21
HOMETOWN: SPRINGFIELD, MINN. // BORN: 9/9/92
NFL: THIRD SEASON // DOLPHINS: FIRST SEASON

NFL CAREER

TRANSACTIONS:

- Signed by Miami on July 28, 2021.
- Waived by Carolina on Aug. 1, 2020.
- Signed to Carolina's practice squad on Dec. 18, 2019.
- Waived by Tennessee on Aug. 31, 2019.
- Promoted from Tennessee's practice squad on Sept. 15, 2018.
- Signed to Tennessee's practice squad on Sept. 2, 2018.
- Waived by Tennessee on Sept. 1, 2018.
- Signed by Tennessee on Jan. 15, 2018.
- Signed to Tennessee's practice squad on Nov. 9, 2017.
- Waived by L.A. Chargers on Nov. 7, 2017.
- Signed by L.A. Chargers on Sept. 21, 2017.
- Signed to Tennessee's practice squad on Sept. 4, 2017.
- Waived by Tennessee on Sept. 2, 2017.
- Signed to Tennessee's practice squad on Sept. 4, 2016.
- Waived by Tennessee Sept. 3, 2016.
- Signed by Tennessee as an undrafted college free agent on May 9, 2016.

CAREER HIGHLIGHTS:

- Played in 6 career games with 1 start at tackle

2020(CAROLINA):

- Spent the offseason with Carolina.

2019 (TENNESSEE/CAROLINA):

- Spent training camp with Tennessee.
- Spent time on Carolina's practice squad.

2018 (TENNESSEE):

- Played in six games with 1 start.
- Inactive for 9 games.

VS. HOUSTON (9/16): Made NFL debut and started at right tackle.

2017 (TENNESSEE/L.A. CHARGERS):

- Inactive for 6 games with the L.A. Chargers
- Signed by the L.A. Chargers on Sept. 2

2016 (TENNESSEE):

- Spent the entire season on the practice squad.

BEFORE THE NFL

COLLEGE (WISCONSIN):

- 4-year letterman (2012-15) and 3-year starter.
- Second Team All Big Ten.

CAREER: Played in 51 games with 40 starts

- Started 40 consecutive games at left tackle to finish his career.

SENIOR (2015): Started all 13 games at left tackle.

- Helped the team rush for 228.3 yards per game.

JUNIOR (2014): Started all 14 games at left tackle.

- Helped the team rush for a school-record 320.1 yards per game.
- Honorable mention All-Big Ten.

SOPHOMORE (2013): Started all 13 games at left tackle.

- Honorable mention All-Big Ten.

REDSHIRT FRESHMAN (2012): Played in 11 games

- 2nd team All-Big Ten.
- Redshirted in 2011

HIGH SCHOOL (SPRINGFIELD HS - SPRINGFIELD, MINN.)

- Played in 29 games with 193 tackles, 13 sacks and 3 interceptions.
- Also played defensive line.
- Also lettered in basketball and baseball.

SENIOR (2010): 53 tackles, 7 sacks and 1 interception.

JUNIOR (2009): 110 tackles, 6 sacks and 2 interceptions.

OFF THE FIELD

PERSONAL:

- **MAJOR:** Life sciences communication.

TYLER MARZ'S NFL REGULAR SEASON STATS

GAMES/STARTS: 2018 (Tennessee) 6/1

NFL TOTALS: 6/1



30

JASON McCOURTY

DEFENSIVE BACK // 5-11 // 195 // RUTGERS '09
ACQUIRED: FA, '21
HOMETOWN: NANUET, N.Y. // BORN: 8/13/87
NFL: 13TH SEASON // DOLPHINS: FIRST SEASON

NFL CAREER

TRANSACTIONS:

- Signed by Miami on May 7, 2021.
- Traded from Cleveland to New England on March 15, 2018.
- Signed by Cleveland on May 17, 2017.
- 6th-round pick (203rd overall) by Tennessee in the 2009 NFL Draft.

CAREER HIGHLIGHTS:

- Played in 166 career games with 137 starts.
- 706 tackles (576 solo), 1 sack, 18 interceptions, 106 passes defended, 9 forced fumbles and 5 fumble recoveries; 1 interception return for a TD; 2 fumble returns for TDs.
- 17 special teams tackles (12 solo).
- 4 kickoff returns for 86 yards (21.5 avg.).
- Started 3 postseason games with New England.
- Won Super Bowl LIII with New England.

2020 (NEW ENGLAND):

- Played in all 16 games with 11 starts.
- 41 tackles (30 solo) and 3 passes defended.
- 1 assisted special teams tackle.

VS. LAS VEGAS (9/27): 4 tackles (3 solo).

VS. BALTIMORE (11/15): 4 solo tackles and 1 pass defended.

AT L.A. CHARGERS (12/6): 2 tackles (1 solo) and 1 pass defended; 1 assisted special teams tackle.

2019 (NEW ENGLAND):

- Played in 12 games with 10 starts.
- Inactive for 4 games.
- 39 tackles (31 solo), 1 interception and 6 passes defended.
- 1 assisted special teams tackle.

VS. PITTSBURGH (9/8): 7 tackles (6 solo) and 3 passes defended.

AT WASHINGTON (10/6): 7 tackles (6 solo), 1 interception and 1 pass defended.

- Intercepted a QB Colt McCoy pass intended for WR Steven Sims Jr. and returned it 16 yards in the 2nd quarter.

AT N.Y. JETS (10/21): 4 tackles (3 solo).

POSTSEASON:

AFC WILD CARD VS. TENNESSEE (1/4): Inactive.

2018 (NEW ENGLAND):

- Played in all 16 games with 12 starts.
- 68 tackles (53 solo), 1 interception, 10 passes defended and 1 forced fumble.
- 2 special teams tackles (1 solo).

VS. INDIANAPOLIS (10/4): 6 tackles (3 solo) and 2 passes defended.

VS. GREEN BAY (11/4): 3 solo tackles and 2 passes defended.

VS. BUFFALO (12/23): 3 solo tackles, 1 interception, 2 passes defended and 1 forced fumble.

- Forced a TE Jason Croom fumble that was recovered by DT Malcom Brown in the 3rd quarter.

- Intercepted a QB Josh Allen pass intended for WR Isaiah McKenzie in the 4th quarter.

POSTSEASON:

AFC DIVISIONAL VS. L.A. CHARGERS (1/13): 5 solo tackles and 1 pass defended.

AFC CHAMPIONSHIP AT KANSAS CITY (1/20): 1 pass defended.

SUPER BOWL LIII VS. L.A. RAMS (2/3): 5 tackles (4 solo) and 2 passes defended.

2017 (CLEVELAND):

- Started 14 games.
- Inactive for 2 games.
- 65 tackles (54 solo), 3 interceptions, 14 passes defended and 2 forced fumbles; 1 interception return for a TD.

AT BALTIMORE (9/17): 4 tackles (3 solo), 1 interception, 2 passes defended and 1 forced fumble.

- Intercepted a QB Joe Flacco pass intended for WR Mike Wallace in the 2nd quarter.

- Forced a RB Alex Collins fumble that was recovered by DE Trevon Coley and returned 7 yards in the 4th quarter.

VS. N.Y. JETS (10/8): 5 tackles (4 solo), 1 interception, 2 passes defended and 1 forced fumble.

- Intercepted a QB Josh McCown pass intended for WR Robby Anderson and returned it 3 yards on 3rd-and-4 in the 2nd quarter.

- Forced a WR Jermaine Kearse fumble in the 1st quarter.

AT HOUSTON (10/15): 1 assisted tackle, 1 interception and 2 passes defended; 1 interception return for a TD.

- Intercepted a QB DeShaun Watson pass

intended for WR William Fuller V and returned it 56 yards for a TD.

2016 (TENNESSEE):

- Started 14 games.
- Inactive for 2 games.
- 67 tackles (59 solo), 2 interceptions, 12 passes defended and 1 fumble recovery.
- 2 special teams tackles (1 solo).

AT HOUSTON (10/2): 4 tackles (3 solo), 1 interception and 1 pass defended.

- Intercepted a QB Brock Osweiler pass intended for WR DeAndre Hopkins and returned it 6 yards in the 2nd quarter.

AT MIAMI (10/9): 2 solo tackles, 1 interception and 1 pass defended.

- Intercepted a QB Ryan Tannehill pass intended for WR DeVante Parker in the 3rd quarter.

VS. DENVER (12/11): 8 solo tackles and 1 fumble recovery.

- Recovered a RB Justin Forsett fumble forced by S Rashad Johnson in the 1st quarter.

2015 (TENNESSEE):

- Started 4 games.
- Inactive for 5 games.
- Missed the rest of the season after being placed on injured reserve on Nov. 15.
- 15 tackles (10 solo) and 1 pass defended.

VS. MIAMI (10/18): 2 assisted tackles.

VS. ATLANTA (10/25): 5 tackles (4 solo) and 1 pass defended.

AT HOUSTON (11/1): 7 tackles (5 solo).

2014 (TENNESSEE):

- Started all 16 games.
- 85 tackles (77 solo), 3 interceptions, 11 passes defended, 2 forced fumbles and 1 fumble recovery; 1 fumble return for a TD.

AT KANSAS CITY (9/7): 3 solo tackles, 2 interceptions and 2 passes defended.

- Intercepted a QB Alex Smith pass intended for WR Donnie Avery in the 2nd quarter.
- Intercepted a QB Alex Smith pass intended for Donnie Avery in the 3rd quarter.

VS. JACKSONVILLE (10/12): 11 tackles (10 solo), 1 pass defended and 1 forced fumble.

- Forced a WR Cecil Shorts fumble that was recovered by LB Avery Williamson and returned for 41 yards in the 4th quarter.

AT HOUSTON (11/30): 7 tackles (6 solo), 1 forced fumble and 1 fumble recovery; 1 fumble return for a TD.

- Forced a WR Andre Johnson fumble and returned it 62 yards for a TD in the 3rd quarter.

2013 (TENNESSEE):

- Started all 16 games.
- 65 tackles (54 solo), 11 passes defended, 1 forced fumble and 1 fumble recovery; 1 fumble return for a TD.

AT PITTSBURGH (9/8): 4 solo tackles and 1 pass defended.

AT SEATTLE (10/13): 9 tackles (7 solo), 1 forced fumble and 1 fumble recovery; 1 fumble return for a TD.

- Forced a S Chris Maragos fumble after a failed FG attempt and returned it 77 yards for a TD in the 2nd quarter.

VS. HOUSTON (12/29): 5 tackles (4 solo) and 1 pass defended.

2012 (TENNESSEE):

- Started all 16 games.
- 92 tackles (73 solo), 4 interceptions, 15 passes defended, 1 forced fumble and 1 fumble recovery.
- 1 kickoff return for 14 yards.

AT MIAMI (11/11): 9 solo tackles, 1 pass defended, 1 forced fumble and 1 fumble recovery.

- Forced a RB Reggie Bush fumble and recovered it on 3rd-and-13 in the 1st quarter.

VS. N.Y. JETS (12/17): 5 tackles (3 solo), 2 interceptions and 2 passes defended.

- Intercepted a QB Mark Sanchez pass intended for WR Jeremy Kerley and returned it 1 yard in the 2nd quarter.
- Intercepted a QB Mark Sanchez pass intended for TE Jeff Cumberland and returned it 28 yards in the 3rd quarter.

VS. JACKSONVILLE (12/30): 7 tackles (6 solo) and 4 passes defended.

2011 (TENNESSEE):

- Started 15 games.
- Inactive for 1 game.
- 103 tackles (83 solo), 1 sack, 2 interceptions, 13 passes defended, 1 forced fumble and 1 fumble recovery.

VS. BALTIMORE (9/18): 4 solo tackles, 1 interception and 1 pass defended.

- Intercepted a QB Joe Flacco pass intended for TE Ed Dickson and returned it 30 yards in the 4th quarter.

VS. DENVER (9/25): 6 tackles (5 solo), 1 interception and 1 pass defended.

- Intercepted a QB Kyle Orton pass intended for WR Eric Decker and returned it 22 yards in the 2nd quarter.

VS. TAMPA BAY (11/27): 4 tackles (3 solo), 2 passes defended and 1 fumble recovery.

- Recovered a RB LeGarrette Blount fumble forced by DL Jason Jones in the 1st quarter.

2010 (TENNESSEE):

- Played in 12 games with 6 starts.
- Inactive for 4 games.
- 44 tackles (34 solo), 2 interceptions and 10 passes defended.
- 3 solo special teams tackles.

VS. OAKLAND (9/12): 8 tackles (3 solo) and 1 pass defended.

AT N.Y. GIANTS (9/26): 4 tackles (1 solo), 1 interception and 1 pass defended.

- Intercepted a QB Eli Manning pass intended for TE Kevin Boss in the 1st quarter.

AT SAN DIEGO (10/31): 2 solo tackles, 1 interception and 1 pass defended; 1 solo special teams tackle.

- Intercepted a QB Philip Rivers pass intended for WR Seyi Ajirrotutu and returned it for 11 yards in the 2nd quarter.

2009 (TENNESSEE):

- Played in 15 games with 3 starts.
- Inactive for 1 game.
- 22 tackles (18 solo) and 1 forced fumble.
- 8 special teams tackles (7 solo).
- 3 kickoff returns for 72 yards (24.0 avg.).

AT PITTSBURGH (9/10): Played but did not record any stats.

- Made his NFL debut.

VS. INDIANAPOLIS (10/11): 8 tackles (6 solo).

VS. SAN DIEGO (12/25): 3 solo tackles and 1 forced fumble.

- Forced a FB Jacob Hester fumble in the 4th quarter that was recovered by DT Tony Brown.

BEFORE THE NFL

COLLEGE (RUTGERS):

- 4-year letterman (2005-08) and 3-year starter.

CAREER: Played in 47 games with 33 starts; 150 tackles (96 solo), 2 interceptions, 22 passes defended and 3 fumble recoveries; 1 interception return for a TD; 17 kickoff returns for 438 yards (25.8 avg.).

- Named to Rutgers Hall of Distinguished Alumni in 2016.

SENIOR (2008): Started all 13 games; 52 tackles (32 solo), 2 interceptions, 8 passes defended and 2 fumble recoveries; 1 interception return for a TD; 17 kickoff returns for 438 yards (25.8 avg.).

- Team captain.

JUNIOR (2007): Started all 13 games; 44 tackles (29 solo) and 12 passes defended.

SOPHOMORE (2006): Played in 12 games with 7 starts; 45 tackles (29 solo), 2 passes defended and 1 fumble recovery.

TRUE FRESHMAN (2005): Played in 9 games; 9 tackles (6 solo).

HIGH SCHOOL (SAINT JOSEPH REGIONAL HS – MONTVALE, N.J.)

- Also played running back.
- Also lettered in basketball.

SENIOR (2004): 94 carries for 1,083 yards (11.5 avg.); 15 receptions for 407 yards (27.8 avg.); 25 total TDs.

- All-state.
- All-league.

OFF THE FIELD

PERSONAL:

- **MAJOR:** Information technology.

JASON McCOURTY'S NFL REGULAR SEASON STATS

YEAR	TEAM	GP	GS	TACKLES					INTERCEPTIONS					FUMBLES	
				TOT	SOLO	ASST	SK	YDS	INT	YDS	LG	TD	PD	FF	FR
2009	TENNESSEE	15	3	22	18	4	0.0	0.0	0	0	0	0	0	1	0
2010	TENNESSEE	12	6	44	34	10	0.0	0.0	2	11	11	0	10	0	0
2011	TENNESSEE	15	15	103	83	20	1.0	10.0	2	52	30	0	13	1	1
2012	TENNESSEE	16	16	92	73	19	0.0	0.0	4	29	28	0	15	1	1
2013	TENNESSEE	16	16	65	54	11	0.0	0.0	0	0	0	0	11	1	1
2014	TENNESSEE	16	16	85	77	8	0.0	0.0	3	0	0	0	11	2	1
2015	TENNESSEE	4	4	15	10	5	0.0	0.0	0	0	0	0	1	0	0
2016	TENNESSEE	14	14	67	59	8	0.0	0.0	2	7	6	0	12	0	1
2017	CLEVELAND	14	14	65	54	11	0.0	0.0	3	59	56t	1	14	2	0
2018	NEW ENGLAND	16	12	68	53	15	0.0	0.0	1	0	0	0	10	1	0
2019	NEW ENGLAND	12	10	39	31	8	0.0	0.0	1	16	16	0	6	0	0
2020	NEW ENGLAND	16	11	41	30	11	0.0	0.0	0	0	0	0	3	0	0
NFL TOTALS		166	137	706	576	130	1.0	10.0	18	174	6	1	106	9	5

JASON McCOURTY'S NFL PLAYOFF STATS

YEAR	TEAM	GP	GS	TACKLES					INTERCEPTIONS					FUMBLES	
				TOT	SOLO	ASST	SK	YDS	INT	YDS	LG	TD	PD	FF	FR
2018	NEW ENGLAND	3	3	10	9	1	0.0	0.0	0	0	0	0	4	0	0
PLAYOFF TOTALS		3	3	10	9	1	0.0	0.0	0	0	0	0	4	0	0

ADDITIONAL STATS


Defensive Touchdowns: (Tennessee) 77-yard fumble return at Seattle (10/13/13), 62-yard fumble return at Houston (11/30/14); (Cleveland) 56-yard interception return at Houston (10/15/17).

Special Teams Tackles: (Tennessee) 8 in 2009, 3 in 2010, 2 in 2016, (New England) 2 in 2018, 1 in 2019, 1 in 2020 for total of 17.

Kickoff Returns: (Tennessee) 3 for 72 yards in 2009, 1 for 14 yards in 2012 for total of 4 for 86 yards (21.5 avg.).

SINGLE-GAME CAREER HIGHS

- Tackles:** 14 at Pittsburgh, 10/9/11
- Sacks:** 1.0 at Jacksonville, 9/11/11
- Interceptions:** 2 Twice, last: at Kansas City, 9/7/14
- Passes Defended:** 4 vs. Jacksonville, 12/30/12
- Forced Fumbles:** 1 9 times, last: vs. Buffalo, 12/23/18
- Fumble Recoveries:** 1 5 times, last: vs. Denver, 12/11/16



50

BENARDRICK McKINNEY

LINEBACKER // 6-4 // 257 // MISSISSIPPI STATE '15
ACQUIRED: T, '21 (HOU.)
HOMETOWN: TUNICA, MISS. // BORN: 11/19/92
NFL: SEVENTH SEASON // DOLPHINS: FIRST SEASON



NFL CAREER

TRANSACTIONS:

- Traded from Houston to Miami on March 17, 2021.
- 2nd-round pick (43rd overall) by Houston in the 2015 NFL Draft.

CAREER HONORS:

- 2018 Pro Bowl selection.
- 2016 2nd-team All-Pro.

CAREER HIGHLIGHTS:

- Played in 80 career games with 77 starts.
- 525 tackles (312 solo), 11.5 sacks, 1 interception, 14 passes defended, 4 forced fumbles and 2 fumble recoveries.
- 5 special teams tackles (2 solo).
- Started in 6 postseason games with Houston.

2020 (HOUSTON):

- Started 4 games.
- Inactive for 1 game.
- Missed the rest of the season after being placed on injured reserve on Oct. 13.
- 37 tackles (19 solo) and 1 pass defended.

VS. BALTIMORE (9/20): 10 tackles (3 solo) and 1 pass defended.

AT PITTSBURGH (9/27): 11 tackles (7 solo).

VS. MINNESOTA (10/4): 9 tackles (4 solo).

2019 (HOUSTON):

- Started 14 games.
- Inactive for 2 games.
- 101 tackles (54 solo), 1 sack, 3 passes defended, 1 forced fumble and 2 fumble recoveries.

AT NEW ORLEANS (9/9): 6 tackles (4 solo) and 1 forced fumble.

- Forced a fumble by RB Alvin Kamara in the 3rd quarter.

AT L.A. CHARGERS (9/22): 7 tackles (3 solo) and 0.5 sacks.

- Split a sack with DE J.J. Watt on QB Philip Rivers for a loss of 7 yards in the 2nd quarter.

AT TENNESSEE (12/15): 8 tackles (5 solo) and 0.5 sacks.

- Split a sack with LB Zach Cunningham of QB Ryan

Tannehill on 3rd-and-9 in the 4th quarter.

POSTSEASON:

AFC WILD CARD VS. BUFFALO (1/4): 10 tackles (6 solo).

AFC DIVISIONAL AT KANSAS CITY (1/12): 4 tackles (2 solo).

2018 (HOUSTON):

- Started all 16 games.
- 105 tackles (63 solo), 1.5 sacks, 1 interception, 7 passes defended and 1 forced fumble.

VS. DALLAS (10/7): 8 tackles (7 solo) and 0.5 sacks.

- Split a sack with DE Jadeveon Clowney on QB Dak Prescott on 3rd-and-5 in the 3rd quarter.

VS. BUFFALO (10/14): 11 tackles (6 solo) and 1 sack.

- Sacked QB Josh Allen on 3rd-and-7 in the 1st quarter.

AT PHILADELPHIA (12/23): 4 tackles (2 solo), 1 interception and 2 passes defended.

POSTSEASON:

AFC WILD CARD VS. INDIANAPOLIS (1/5): 9 tackles (5 solo).

- Intercepted a QB Nick Foles pass intended for TE Zach Ertz in the 3rd quarter.

PRO BOWL:

- Earned his 1st Pro Bowl selection.

2017 (HOUSTON):

- Started all 16 games.
- 95 tackles (62 solo), 3 sacks, 1 pass defended and 1 forced fumble.

VS. JACKSONVILLE (9/10): 11 tackles (4 solo) and 1 forced fumble.

- Forced a fumble by RB Leonard Fournette in the 3rd quarter.

AT CINCINNATI (9/14): 6 tackles (4 solo) and 2 sacks.

- Sacked QB Andy Dalton on 3rd-and-13 in the 2nd quarter.

- Sacked QB Andy Dalton on 3rd-and-5 in the 3rd quarter.

AT TENNESSEE (12/3): 7 tackles (5 solo) and 1 sack.

- Sacked QB Marcus Mariota on 3rd-and-1 in the 1st quarter.

2016 (HOUSTON):

- Started all 16 games.

BEFORE THE NFL

COLLEGE (MISSISSIPPI STATE):

- 3-year starter (2012-14).

CAREER: Played in all 39 games with 36 starts; 243 tackles (122 solo), 7.5 sacks, 8 passes defended, 1 forced fumble and 5 fumble recoveries.

JUNIOR (2014): Started all 13 games; 71 tackles (35 solo), 3 sacks, 4 passes defended, 1 forced fumble and 3 fumble recoveries.

- 1st-team All-American.
- 1st-team All-SEC.
- Became the 1st Mississippi State linebacker to earn 1st-team All-America honors since 1999.

SOPHOMORE (2013): Started all 13 games; 70 tackles (42 solo), 3.5 sacks and 2 fumble recoveries.

REDSHIRT FRESHMAN (2012): Played in all 13 games with 10 starts; 102 tackles (45 solo), 1 sack and 4 passes defended.

- 1st-team Freshman All-American.
- All-SEC Freshman Team.
- His 102 tackles tied for 2nd among all FBS freshmen and ranked 6th overall in the SEC.
- Redshirted in 2011.

HIGH SCHOOL (ROSA FORT HS – TUNICA, MISS.)

- Also played quarterback in his senior season and punter in his junior season.
- Also lettered in basketball.

SENIOR (2010): 1,334 passing yards and 15 TDs; 702 rushing yards and 7 TDs; 66 tackles.

JUNIOR (2009): 530 passing yards and 5 TDs; 100 rushing yards and 1 TD; 34 tackles.

OFF THE FIELD

PERSONAL:

- **MAJOR:** Industrial technology.

- 129 tackles (79 solo), 5 sacks, 2 passes defended and 1 forced fumble.

AT NEW ENGLAND (9/22): 16 tackles (6 solo) and 1 sack.

- Sacked QB Jacoby Brissett on 3rd-and-7 in the 2nd quarter.

VS. TENNESSEE (10/2): 9 tackles (7 solo) and 1 forced fumble.

- Forced a fumble by RB DeMarco Murray in the 4th quarter.

VS. INDIANAPOLIS (10/16): 12 tackles (7 solo) and 1 sack.

- Sacked QB Andrew Luck on 3rd-and-3 in overtime.

POSTSEASON:

AFC WILD CARD VS. OAKLAND (1/7): 7 tackles (3 solo).

AFC DIVISIONAL AT NEW ENGLAND (1/14): 5 tackles (3 solo) and 2 passes defended.

HONORS:

- 2nd-team All-Pro.

2015 (HOUSTON):

- Played in 14 games with 11 starts.
- Inactive for 2 games.
- 58 tackles (35 solo) and 1 sack.
- 5 special teams tackles (2 solo).

VS. KANSAS CITY (9/13): 1 solo special teams tackle.

- Made his NFL debut.

VS. TAMPA BAY (9/27) (12/13): 2 tackles (1 solo); 2 special teams tackles (1 solo).

- Made his 1st NFL start.

AT INDIANAPOLIS (12/20): 7 tackles (3 solo) and 1 sack.

- Sacked QB Matt Hasselbeck on 3rd-and-4 in the 3rd quarter.
- It was his 1st career sack.

POSTSEASON:

AFC WILD CARD VS. KANSAS CITY (1/9): 9 tackles (4 solo).

BENADRICK MCKINNEY'S NFL REGULAR SEASON STATS

YEAR	TEAM	GP	GS	TACKLES					INTERCEPTIONS					FUMBLES		
				TOT	SOLO	ASST	SK	YDS	INT	YDS	LG	TD	PD	FF	FR	
2015	HOUSTON	14	11	58	35	23	1.0	11.0	0	0	0	0	0	0	0	0
2016	HOUSTON	16	16	129	79	50	5.0	31.0	0	0	0	0	2	1	0	0
2017	HOUSTON	16	16	95	62	33	3.0	8.0	0	0	0	0	1	1	0	0
2018	HOUSTON	16	16	105	63	42	1.5	7.5	1	0	0	0	7	1	0	0
2019	HOUSTON	14	14	101	54	47	1.0	4.5	0	0	0	0	3	1	2	0
2020	HOUSTON	4	4	37	19	18	0.0	0.0	0	0	0	0	1	0	0	0
NFL TOTALS		80	77	525	312	213	11.5	62.0	1	0	0	0	14	4	2	0

BENADRICK MCKINNEY'S NFL PLAYOFF STATS

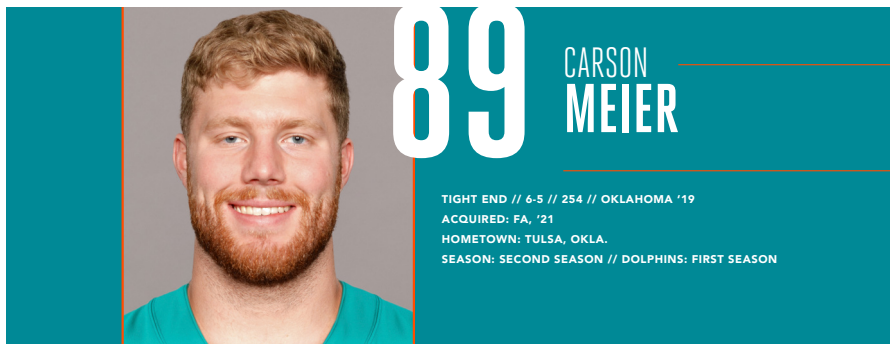
YEAR	TEAM	GP	GS	TACKLES					INTERCEPTIONS					FUMBLES		
				TOT	SOLO	ASST	SK	YDS	INT	YDS	LG	TD	PD	FF	FR	
2015	HOUSTON	1	1	9	4	5	0.0	0.0	0	0	0	0	0	0	0	0
2016	HOUSTON	2	2	12	6	6	0.0	0.0	0	0	0	0	2	0	0	0
2018	HOUSTON	1	1	9	5	4	0.0	0.0	0	0	0	0	0	0	0	0
2019	HOUSTON	2	2	14	8	6	0.0	0.0	0	0	0	0	0	0	0	0
NFL TOTALS		6	6	44	23	21	0.0	0.0	0	0	0	0	2	0	0	0

ADDITIONAL STATS

Special Teams Tackles: (Houston) 5 in 2015.

SINGLE-GAME CAREER HIGHS

Tackles:	16	at New England, 9/22/16
Sacks:	2	at Cincinnati, 9/14/17
Interceptions:	1	at Philadelphia, 12/23/18
Passes Defensed:	2	4 times, last: at Philadelphia, 12/23/18
Forced Fumbles:	1	4 times, last: at New Orleans, 9/9/19
Fumble Recovery:	1	Twice, last: at Kansas City, 10/13/19



NFL CAREER

TRANSACTIONS:

- Signed by Miami on July 26, 2021.
- Waived by Atlanta on Aug. 14, 2020.
- Signed to Atlanta's practice squad on Dec. 10, 2019.
- Waived by Atlanta on Dec. 7, 2019.
- Promoted from Atlanta's practice squad on Nov. 27, 2019.
- Signed to Atlanta's practice squad on Oct. 15, 2019.
- Released from Atlanta's practice squad on Oct. 8, 2019.
- Signed to Atlanta's practice squad on Sept. 24, 2019.
- Released from Atlanta's practice squad on Sept. 17, 2019.
- Signed to Atlanta's practice squad on Sept. 3, 2019.
- Waived by Jacksonville on Aug. 31, 2019
- Signed by Jacksonville on Aug. 10, 2019
- Waived by Jacksonville on May 13, 2019.
- Signed by Jacksonville as an undrafted college free agent on May 10, 2019.

CAREER HIGHLIGHTS:

- Started 1 game.

2020 (ATLANTA):

- Spent 2020 the offseason and training camp with Atlanta.

2019 (JACKSONVILLE/ATLANTA):

- Started one game with Atlanta.
- Spent most of the season on Atlanta's practice squad.

- Spent the offseason and training camp with Jacksonville.

VS. NEW ORLEANS (11/28): Made his NFL debut and 1st career start.

BEFORE THE NFL

COLLEGE (OKLAHOMA):

- 4-year letterman (2015-18) and 1-year starter.
- CAREER:** Played in 54 career games with 12 starts; 19 receptions for 327 yards (17.2 avg.), 1 kickoff return for 8 yards and 4 TDs.
- SENIOR (2018):** Played in all 14 games with 12 starts; 19 receptions for 327 yards (17.2 avg.) and 4 TDs.
- 2nd-team All-Big 12.
- JUNIOR (2017):** Played in all 14 games.
- SOPHOMORE (2016):** Played in all 13 games; 1 kickoff return for 8 yards
- FRESHMAN (2015):** Played in all 13 games.
- Redshirted in 2014.

HIGH SCHOOL (UNION HS – TULSA, OKLA.)

- SENIOR (2013):** 33 receptions for 433 yards (13.1 avg.) and 3 TDs.
- All-American.

OFF THE FIELD

COMMUNITY:

- In 2019, participated in a ping pong tournament with members of the military and local high school football players in a Pros vs. Joes event in Flowery Branch, Ga.

PERSONAL:

- **MAJOR:** Finance.

CARSON MEIER'S NFL REGULAR SEASON STATS

YEAR	TEAM	GP	GS	RECEIVING					RUSHING					
				REC	YDS	AVG	LG	TD	ATT	YDS	AVG	LG	TD	
2019	ATLANTA	1	1	0	0	0.0	0	0	0	0	0	0.0	0	0
2020	ATLANTA	DID NOT PLAY												
NFL TOTALS		1	1	0	0	-	0	0	0	0	0	-	0	0



83

KIRK MERRITT

WIDE RECEIVER // 6-1 // 214 // ARKANSAS STATE '20
 ACQUIRED: FA, '20
 HOMETOWN: DESTREHAN, LA. // BORN: 1/5/97
 NFL: SECOND SEASON // DOLPHINS: SECOND SEASON

NFL CAREER

TRANSACTIONS:

- Signed to Miami's practice squad on Sept. 6, 2020.
- Waived by Miami on Sept. 5, 2020.
- Signed by Miami as an undrafted college free agent on April 29, 2020.

2020 (MIAMI):

- Played in 1 game.
- Inactive for 1 game.
- Elevated to the active roster for 2 games.

AT ARIZONA (11/8): Played but did not record any stats.

BEFORE THE NFL

COLLEGE (ARKANSAS STATE):

- 2-year starter (2018-19).
- Transferred from East Mississippi Community College following his sophomore season in 2017.
- Transferred from Oregon following his freshman season in 2015.

CAREER (AT ARKANSAS STATE): Played in all 26 games with 24 starts; 153 receptions for 1,811 yards (11.8 avg.) and 19 TDs; 7 carries for 42 yards (6.0 avg.); 26 kickoff returns for 654 yards (25.2 avg.) and 1 TD.

SENIOR (2019 AT ARKANSAS STATE): Started all 13 games; 70 receptions for 806 yards (11.5 avg.) and 12 TDs; 2 carries for 11 yards (5.5 avg.); 15 kickoff returns for 415 yards (27.7 avg.) and 1 TD.

- 1st-team All-Sun Belt.

JUNIOR (2018 AT ARKANSAS STATE): Played in all 13 games with 11 starts; 83 receptions for 1,005

yards (12.1 avg.) and 7 TDs; 5 carries for 31 yards (6.2 avg.); 11 kickoff returns for 239 yards (21.7 avg.).

- 1st-team All-Sun Belt.
- Sun Belt Conference Newcomer of the Year.
- Led the conference in receptions and receiving yards.
- His 83 receptions and 1,005 receiving yards led the conference.
- His 1,005 receiving yards were 3rd in school history.
- Became the 4th player in school history to record 1,000+ receiving yards in a season.

SOPHOMORE (2017 AT EAST MISSISSIPPI CC):

Started all 12 games; 52 receptions for 628 yards (12.1 avg.) and 4 TDs; 6 carries for 0 yards (0.0 avg.) and 2 TDs; 6 kickoff returns for 197 yards (32.8 avg.); 15 punt returns for 224 yards (14.9 avg.) and 1 TD.

- Helped his team win the National Junior College Athletic Association national championship.

TRUE FRESHMAN (2015 AT OREGON):

Played in 11 games; 5 receptions for 61 yards (12.2 avg.); 3 carries for 13 yards (4.3 avg.); 1 kickoff return for 28 yards (28.0 avg.).

HIGH SCHOOL (DESTREHAN HS – DESTREHAN, LA.)

- Played running back and wide receiver.
- Also ran track and was state runner-up in the 100 and 200-meters at the state championships.

OFF THE FIELD

PERSONAL:

- **MAJOR:** General studies.

KIRK MERRITT'S NFL REGULAR SEASON STATS

YEAR	TEAM	GP	GS	RECEIVING					RUSHING					
				REC	YDS	AVG	LG	TD	ATT	YDS	AVG	LG	TD	
2020	MIAMI	1	0	0	0	0.0	0	0	0	0	0	0.0	0	0
NFL TOTALS		1	0	0	0	-	0	0	0	0	0	-	0	0



48

CALVIN MUNSON

LINEBACKER // 6-1 // 235 // SAN DIEGO STATE '17
ACQUIRED: FA, '19
HOMETOWN: ST. CHARLES, MO. // BORN: 12/27/94
NFL: THIRD SEASON // DOLPHINS: THIRD SEASON

NFL CAREER

TRANSACTIONS:

- Signed by Miami on Dec. 17, 2019.
- Signed to New England's practice squad on Sept. 1, 2019.
- Waived by New England on Aug. 31, 2019.
- Signed to New England's practice squad on Oct. 8, 2018.
- Released from the N.Y. Giants practice squad on Sept. 13, 2018.
- Signed to the N.Y. Giants practice squad on Sept. 2, 2018.
- Waived by the N.Y. Giants on Sept. 1, 2018.
- Signed by the N.Y. Giants as an undrafted college free agent on May 12, 2017.

CAREER HIGHLIGHTS:

- Played in 32 career games with 7 starts.
- 68 tackles (44 solo), 2 sacks and 1 forced fumble.
- 8 special teams tackles (3 solo).

2020 (MIAMI):

- Played in all 16 games.
- 6 tackles (4 solo).
- 3 special teams tackles (2 solo).

VS. L.A. RAMS (11/1): 1 solo special teams tackle.

VS. CINCINNATI (12/6): 3 tackles (2 solo) and 1 assisted special teams tackle.

AT BUFFALO (1/3): 2 tackles (1 solo).

2019 (NEW ENGLAND/MIAMI):

- Played in 2 games with Miami.
- 7 tackles (5 solo) with Miami.
- Signed by Miami off New England's practice squad on Dec. 17.
- Spent 14 games on New England's practice squad.
- Also spent the offseason and training camp with New England.

VS. CINCINNATI (12/22): 5 tackles (4 solo).

- Made his Dolphins debut.

AT NEW ENGLAND (12/29): 2 tackles (1 solo).

2018 (N.Y. GIANTS/NEW ENGLAND):

- Spent 11 games on New England's practice squad and 1 game on the N.Y. Giants practice squad.

- Spent the offseason and training camp with the N.Y. Giants.

2017 (N.Y. GIANTS):

- Played in 14 games with 5 starts.
- Inactive for 2 games.
- 55 tackles (35 solo), 2 sacks and 1 forced fumble.
- 5 special teams tackles (1 solo).

AT DALLAS (9/10): Played but did not record any stats.

- Made his NFL debut.

VS. DETROIT (9/18): 7 tackles (6 solo) and 1 sack.

- Brought down QB Matthew Stafford for his 1st career sack on a 3rd-down snap in the 4th quarter.
- Made his 1st NFL start.

AT OAKLAND (12/3): 5 tackles (2 solo) and 1 sack.

- Sacked QB Derek Carr for a 5-yard loss on a 1st-down play in the 3rd quarter.

BEFORE THE NFL

COLLEGE (SAN DIEGO STATE):

- 4-year letterman (2013-16) and 3-year starter.

CAREER: Played in 52 games with 41 starts; 301 tackles (159 solo), 18 sacks, 7 interceptions, 12 passes defended, 4 forced fumbles and 2 fumble recoveries and 3 interception returns for TDs.

- His 3 interceptions returned for touchdowns were the most in program history and tied for 3rd-most among FBS linebackers.

SENIOR (2016): Started all 14 games; 116 tackles (57 solo), 4.5 sacks and 4 passes defended.

- 1st-team all-Mountain West
- 2nd-team All-American.
- Team captain.
- Led the team in tackles.

JUNIOR (2015): Started all 14 games; 98 tackles (45 solo), 9.5 sacks, 2 interception returns for TDs, 4 passes defended, 2 forced fumbles and 2 fumble recoveries.

- His 2 interception returns for touchdowns against San Diego tied an NCAA single-game record for linebackers and were the most in a game in San Diego State history.

- 1st-team all-Mountain West.

SOPHOMORE (2014): Started all 13 games; 83 tackles (54 solo), 4 sacks, 4 interceptions, 4 passes defended, 2 forced fumbles and 1 interception return for a TD.

- Honorable mention all-Mountain West.
 - Team's Defensive Player of the Year
- TRUE FRESHMAN (2013):** Played in 11 games; 4 tackles (3 solo).

HIGH SCHOOL (FRANCIS HOWELL HS – ST. CHARLES, MO.)

- Also lettered in baseball and basketball.
- SENIOR (2012):** 193 tackles, 9 sacks and 3 interceptions; rushed for 150 yards and 4 TDs.

- 1st-team all-state.
- JUNIOR (2012):**
- 2nd-team all-state.

OFF THE FIELD

PERSONAL:

- **MAJOR:** Health communication.
- Was drafted by the St. Louis Cardinals with the 935th overall pick in the 31st round of the 2012 MLB Draft.

CALVIN MUNSON'S NFL REGULAR SEASON STATS

YEAR	TEAM	GP	GS	TACKLES					INTERCEPTIONS				FUMBLES		
				TOT	SOLO	ASST	SK	YDS	INT	YDS	LG	TD	PD	FF	FR
2017	N.Y. GIANTS	14	5	55	35	20	2.0	5.0	0	0	0	0	0	1	0
2018	NEW ENGLAND	PRACTICE SQUAD													
2019	MIAMI	2	2	7	5	2	0.0	0.0	0	0	0	0	0	0	0
2020	MIAMI	16	0	6	4	2	0.0	0.0	0	0	0	0	0	0	0
NFL TOTALS		32	7	68	44	24	2.0	5.0	0	0	0	0	0	1	0

ADDITIONAL STATS

Special Teams Tackles: (N.Y. Giants) 5 in 2017, (Miami) 3 in 2020 for total of 8.

SINGLE-GAME CAREER HIGHS

Tackles: 12 vs. Kansas City, 11/19/17
Sacks: 1 Twice, last: at Oakland, 12/3/17
Forced Fumbles: 1 vs. L.A. Rams, 11/5/17



85

CHRIS MYARICK

TIGHT END // 6-5 // 261 // TEMPLE '19
 ACQUIRED: FA, '19
 HOMETOWN: ELKINS PARK, PA. // BORN: 10/6/95
 NFL: SECOND SEASON // DOLPHINS: SECOND SEASON

NFL CAREER

TRANSACTIONS:

- Signed to Miami's practice squad on Sept. 3, 2019.
- Waived by Miami on Sept. 1, 2019.
- Signed by Miami as an undrafted college free agent on May 9, 2019.

CAREER HIGHLIGHTS:

- Played in 3 career games.

2020 (MIAMI):

- Played in 3 games.
 - Dressed but did not play in 1 game.
 - Elevated to the active roster for 4 games.
- VS. L.A. CHARGERS (11/15):** Played but did not record any stats.
- Made his NFL debut.
- VS. KANSAS CITY (12/13):** Played but did not record any stats.
- VS. NEW ENGLAND (12/20):** Played but did not record any stats.

2019 (MIAMI):

- Spent the entire season on Miami's practice squad.

BEFORE THE NFL

COLLEGE (TEMPLE):

- 4-year letterman (2015-18) and 2-year starter.
- CAREER:** Played in 43 games with 25 starts; 23 receptions for 229 yards (10.0 avg.) and 1 TD.
- SENIOR (2018):** Played in all 13 games with 12 starts; 14 receptions for 146 yards (10.4 avg.) and 1 TD.
- JUNIOR (2017):** Played in 12 games with 10 starts; 8 receptions for 68 yards (8.5 avg.).
- SOPHOMORE (2016):** Played in all 14 games with 3 starts; 1 reception for 15 yards.
- REDSHIRT FRESHMAN (2015):** Played in 4 games.
- Redshirted in 2014.

HIGH SCHOOL (CHELTENHAM HS – WYNCOTE, PA.)

- Played tight end and defensive end.
 - Also lettered in basketball and volleyball.
- SENIOR (2013):** 40 receptions and 12 TDs.
- 1st-team all-league on offense and defense.

OFF THE FIELD

COMMUNITY:

- In 2019, collaborated with fellow Dolphins rookies and Neighbors4Neighbors to sponsor four South Florida families with holiday gifts and game tickets.
- Volunteered with Feeding South Florida to pack food for local families and participated in a Palm

Beach County cultural tour through Football Unites.

- Volunteered to take local elementary students Halloween costume shopping in Aventura.

PERSONAL:

- **MAJOR:** Marketing.

CHRIS MYARICK'S NFL REGULAR SEASON STATS

YEAR	TEAM	GP	GS	RECEIVING				RUSHING				
				REC	YDS	AVG	LG	TD	ATT	YDS	AVG	LG
2019	MIAMI			PRACTICE SQUAD								
2020	MIAMI	3	0	0	0	0.0	0	0	0	0	0	0
NFL TOTALS		3	0	0	0	-	0	0	0	0	0	0



40

NIK
NEEDHAM

CORNERBACK // 6-1 // 196 // UTEP '19

ACQUIRED: FA, '19

HOMETOWN: BUENA PARK, CALIF. // BORN: 11/4/96

NFL: THIRD SEASON // DOLPHINS: THIRD SEASON

NFL CAREER

TRANSACTIONS:

- Promoted from Miami's practice squad on Oct. 12, 2019.
- Signed to Miami's practice squad on Sept. 1, 2019.
- Waived by Miami on Aug. 31, 2019.
- Signed by Miami as an undrafted college free agent on May 9, 2019.

CAREER HIGHLIGHTS:

- Played in 28 career games with 17 starts.
- 112 tackles (77 solo), 2 sacks, 4 interceptions, 18 passes defended and 1 forced fumble.
- His 11 passes defended in 2019 were 2nd-most among NFL rookies:

MOST PASSES DEFENSED (2019 ROOKIES)

PLAYER	TEAM	INT	PD
1. Jamel Dean	TB	2	17
2. NIK NEEDHAM	MIA.	2	11
3. Byron Murphy	Ari.	1	10
Trayvon Mullen	Oak.	1	10
5. Taylor Rapp	LAR	2	8
Chauncey Gardner-Johnson	NO	1	8
Deandre Baker	NYG	0	8
Sean Murphy-Bunting	TB	3	8

- Had 10 passes defended in his final 8 games in 2019, tied for 5th in the NFL in that span.

2020 (MIAMI):

- Played in all 16 games with 5 starts.

- 58 tackles (36 solo), 1 sack, 2 interceptions and 7 passes defended.

AT L.A. CHARGERS (11/15): 12 tackles (6 solo).

- Sacked QB Justin Herbert for a loss of 13 yards in the 1st quarter.

AT N.Y. JETS (11/29): 5 tackles (3 solo), 1 interception and 1 pass defended.

- Intercepted a QB Sam Darnold pass intended for WR Breshad Perriman in the 3rd quarter.

VS. CINCINNATI (12/6): 1 assisted tackle, 1 interception and 2 passes defended.

- Intercepted a QB Ryan Finley pass intended for WR Alex Erickson in the 4th quarter.

2019 (MIAMI):

- Played in 12 games with 11 starts.
- 54 tackles (41 solo), 1 sack, 2 interceptions, 11 passes defended and 1 forced fumble.

- His 11 passes defended were 2nd-most among NFL rookies.

- Had 10 passes defended in his final 8 games, tied for 5th in the NFL in that span.

V.S. N.Y. JETS (11/3): 9 tackles (6 solo) and 1 sack.

- Sacked QB Sam Darnold in the 4th quarter.
- It was his 1st career sack.

AT INDIANAPOLIS (11/10): 6 tackles (5 solo), 1 interception and 3 passes defended.

- Intercepted QB Brian Hoyer in the 4th quarter. It was his 1st career interception.

- Tackled TE Eric Ebron 2 yards short of the sticks on a fourth-and-10 play that was Indianapolis' final offensive snap of the game, preserving Miami's victory.

- AT N.Y. GIANTS (12/15):** 4 tackles (3 solo), 1 interception and 1 pass defended.
- Intercepted QB Eli Manning on the final play of the first half.

BEFORE THE NFL

COLLEGE (UTEP):

- 4-year letterman (2015-18) and 3-year starter.
- CAREER:** Played in 47 games with 41 starts; 213 tackles (129 solo), 1.5 sacks, 3 interceptions, 36 passes defended and 2 fumble recoveries; 1 punt return for 9 yards; 1 blocked kick.
- Set school record with 36 career passes defended.
- SENIOR (2018):** Played in all 12 games with 11 starts; 62 tackles (48 solo), 1 interception, 10 passes defended and 1 fumble recovery.
- Honorable mention All-Conference USA.
 - His 62 tackles were 4th on the team.
- JUNIOR (2017):** Played in all 12 games with 11 starts; 59 tackles (28 solo), 1 sack, 1 interception, 9 passes defended and 1 fumble recovery.
- Honorable mention All-Conference USA.
 - His 9 passes defended led the team.
- SOPHOMORE (2016):** Started all 12 games; 54 tackles (28 solo) and 11 passes defended.

- His 11 passes defended led the team and were tied for 6th in Conference USA.
- REDSHIRT FRESHMAN (2015):** Played in 11 games with 7 starts; 38 tackles (25 solo), 0.5 sacks, 1 interception and 6 passes defended; 1 punt return for 9 yards; 1 blocked kick.
- Redshirted in 2014.

HIGH SCHOOL (BUENA PARK HS - BUENA PARK, CALIF.)

- Played defensive back and wide receiver.
- SENIOR (2013):** 38 tackles (31 solo), 0.5 sacks and 2 interceptions; 39 receptions for 877 yards (22.5 avg.) and 5 TDs.
- 1st-team all-league.

OFF THE FIELD

COMMUNITY:

- In 2019, collaborated with fellow Dolphins rookies and Neighbors4Neighbors to sponsor four South Florida families with holiday gifts and game tickets.

PERSONAL:


- **MAJOR:** Communications.

NIK NEEDHAM'S NFL REGULAR SEASON STATS

YEAR	TEAM	GP	GS	TACKLES					INTERCEPTIONS					FUMBLES	
				TOT	SOLO	ASST	SK	YDS	INT	YDS	LG	TD	PD	FF	FR
2019	MIAMI	12	11	54	41	13	1.0	7.0	2	23	23	0	11	1	0
2020	MIAMI	16	6	58	36	22	1.0	13.0	2	1	1	0	7	0	0
NFL TOTALS		28	17	112	77	35	2.0	20.0	4	24	23	0	18	1	0

SINGLE-GAME CAREER HIGHS

- Tackles:** 12 vs. Buffalo, 9/20/20
- Sacks:** 1.0 Twice, last: vs. L.A. Chargers, 11/15/20
- Interceptions:** 1 4 times, last: vs. Cincinnati, 12/6/20
- Passes Defended:** 3 at Indianapolis, 11/10/19
- Forced Fumbles:** 1 vs. Buffalo, 11/17/19



91

EMMANUEL OGBAH

DEFENSIVE END // 6-4 // 275 // OKLAHOMA STATE '16

ACQUIRED: UFA, '20 (KC)

HOMETOWN: HOUSTON, TEXAS // BORN: 11/6/93

NFL: SIXTH SEASON // DOLPHINS: SECOND SEASON

NFL CAREER

TRANSACTIONS:

- Signed by Miami as an unrestricted free agent from Kansas City on March 21, 2020.
- Traded from Cleveland to Kansas City on April 2, 2019.

- 2nd-round pick (32nd overall) by Cleveland in the 2016 NFL Draft.

CAREER HIGHLIGHTS:

- Played in 66 career games with 56 starts.
- 196 tackles (118 solo), 27 sacks, 25 passes

defensed, 6 forced fumbles and 2 fumble recoveries.

- 1 blocked PAT.
- Won Super Bowl LIV with Kansas City.
- Had a streak of 6 consecutive games (10/4/20 – 11/15/20) with a full sack, which is tied for 2nd-longest in Dolphins history.
- His 9 sacks in 2020 were tied for 14th in the NFL.

2020 (MIAMI):

- Played in all 16 games with 12 starts.
- 42 tackles (25 solo), 9 sacks, 5 passes defensed and 3 forced fumbles.
- His 9 sacks were tied for 14th in the NFL.

VS. N.Y. JETS (10/18): 5 tackles (3 solo) and 2 sacks.

- Sacked QB Joe Flacco for a loss of 2 yards in the 2nd quarter.
- Sacked QB Joe Flacco again in the 4th quarter on 3rd-and-4 for a loss of 28 yards.
- The 28-yard sack was just the 7th sack in the NFL that lost at least 28 yards since 1994.
- It was the 1st 2+ sack game by a Dolphin since DE Cam Wake and DT Akeem Spence each had 2 on 11/14/18 vs. the N.Y. Jets.

VS. L.A. RAMS (11/1): 1 solo tackle, 1 sack, 1 pass defensed and 1 forced fumble.

- Strip-sacked QB Jared Goff in the 2nd quarter and the fumble was recovered by LB Andrew Van Ginkel, who returned it 78 yards for a TD.

AT ARIZONA (11/8): 5 tackles (4 solo), 1 sack, 1 pass defensed and 1 forced fumble.

- Strip-sacked QB Kyler Murray in the 1st quarter and DE Shaq Lawson recovered the fumble and returned it 36 yards for a TD.

2019 (KANSAS CITY):

- Played in 10 games with 4 starts.
- Missed the final 6 games after being placed on injured reserve on Nov. 18.
- 32 tackles (23 solo), 5.5 sacks, 3 passes defensed and 1 forced fumble.

AT JACKSONVILLE (9/8): 3 tackles (2 solo) and 1 sack.

- Sacked QB Gardner Minshew in the 3rd quarter.

VS. BALTIMORE (9/22): 2 tackles (1 solo), 1.5 sacks and 1 pass defensed.

- Split a sack with LB Damien Wilson of QB Lamar Jackson in the 2nd quarter.
- Sacked QB Lamar Jackson again in the 3rd quarter.

AT DENVER (10/17): 3 solo tackles, 1 sack and 2 passes defensed.

- Sacked QB Joe Flacco on 3rd-and-5 in the 3rd quarter, forcing Denver to punt.

2018 (CLEVELAND):

- Started 14 games.
- Inactive for 2 games.
- 40 tackles (24 solo), 3 sacks, 8 passes defensed and 1 fumble recovery.

AT TAMPA BAY (10/21): 5 tackles (4 solo), 1.5 sacks and 2 passes defensed.

- Sacked QB Jameis Winston on 3rd-and-2 in the 4th quarter forcing Tampa Bay to punt.

- Split a sack with DT Larry Ogunjobi on QB Jameis Winston in overtime for a loss of 7 yards.

AT CINCINNATI (11/25): 1 assisted tackle and 1 fumble recovery.

- Recovered a fumble by QB Andy Dalton in the 3rd quarter.

AT HOUSTON (12/2): 6 tackles (4 solo) and 1 sack.

- Sacked QB Deshaun Watson in the 1st quarter.

2017 (CLEVELAND):

- Started 10 games.
- Missed the rest of the season after being placed on injured reserve on Nov. 21.
- 29 tackles (18 solo), 4 sacks, 6 passes defensed, 2 forced fumbles and 1 fumble recovery; 1 blocked PAT.

VS. CINCINNATI (10/1): 6 tackles (4 solo), 1 sack, 2 forced fumbles and 1 fumble recovery.

- Strip-sacked QB Andy Dalton and recovered the fumble in the 1st quarter.

- Forced a RB Jeremy Hill fumble in the 1st quarter.

VS. MINNESOTA (10/29): 1 pass defensed; 1 blocked PAT.

- Blocked a K Kai Forbath PAT in the 2nd quarter.

AT DETROIT (11/12): 3 solo tackles and 2 sacks.

- Sacked QB Matthew Stafford in the 1st quarter for a loss of 4 yards.
- Sacked QB Matthew Stafford again on 3rd-and-12 in the 2nd quarter, forcing Detroit to punt.

2016 (CLEVELAND):

- Started all 16 games.
- 53 tackles (28 solo), 5.5 sacks and 3 passes defensed.
- His 5.5 sacks led the team and was 5th among NFL rookies that season.

AT PHILADELPHIA (9/11): 1 solo tackle and 1 pass defensed.

- Made his NFL debut and 1st NFL start.

AT TENNESSEE (10/16): 3 tackles (1 solo) and 1 sack.

- Sacked QB Marcus Mariota in the 3rd quarter.
- It was his 1st career sack.

AT CINCINNATI (10/23): 6 tackles (5 solo) and 2 sacks.

- Sacked QB Andy Dalton for a loss of 6 yards in the 2nd quarter.
- Sacked QB Andy Dalton again in the 4th quarter on 3rd-and-5, forcing a Bengals missed field goal.
- It was the 1st multi-sack game of his career.

BEFORE THE NFL

COLLEGE (OKLAHOMA STATE):

- 3-year letterman (2013-15) and 1-year starter.

CAREER: Played in all 39 games with 26 starts; 133 tackles (95 solo), 28 sacks, 9 passes defensed, 4 forced fumbles and 3 fumble recoveries; 1 fumble recovery for a TD.

- His 28 career sacks ranked 4th in school history and were the most of any active NCAA player at the time he declared for the draft.

JUNIOR (2015): Started all 13 games; 64 tackles (44 solo), 13 sacks, 4 passes defensed, 3 forced

fumbles and 2 fumble recoveries; 1 fumble recovery for a TD.

- 2nd-team All-American.
- 1st-team All-Big 12.
- Big 12 Co-Defensive Player of the Year.
- Semifinalist for the Walter Camp Award (nation's most outstanding player).
- His 13 sacks led the Big 12 and ranked 4th nationally.
- His 13 sacks were the 3rd-most in single-season school history.
- Voted a team captain.

SOPHOMORE (2014): Started all 13 games; 49 tackles (35 solo), 11 sacks, 5 passes defended and 1 forced fumble.

- 1st-team All-Big 12.
- Big 12 Defensive Lineman of the Year.
- His 0.85 sacks per game average ranked 2nd in the Big 12 and 15th nationally.

REDSHIRT FRESHMAN (2013): Played in all 13 games; 20 tackles (16 solo), 4 sacks and 1 fumble recovery.

- His 4 sacks tied for the team lead.

- Redshirted in 2012.

HIGH SCHOOL (GEORGE BUSH HS – RICHMOND, TEXAS)

SENIOR (2011): 57 tackles (47 solo), 6 sacks, 2 forced fumbles and 1 fumble recovery.

- 1st-team Houston metro.
- District defensive MVP.

OFF THE FIELD

COMMUNITY:

- In 2020, his Rise Above Foundation partnered with organizations in his hometown of Houston to provide technology to help high school students finish the school year online during the pandemic.

PERSONAL:

- Born in Lagos, Nigeria.
- **PRONUNCIATION:** Last name is pronounced AWG-buh.
- **MAJOR:** Business.

EMMANUEL OGBAH'S NFL REGULAR SEASON STATS

YEAR	TEAM	GP	GS	TACKLES				INTERCEPTIONS					FUMBLES		
				TOT	SOLO	ASST	SK	YDS	INT	YDS	LG	TD	PD	FF	FR
2016	CLEVELAND	16	16	53	28	25	5.5	31.5	0	0	0	0	3	0	0
2017	CLEVELAND	10	10	29	18	11	4.0	18.0	0	0	0	0	6	2	1
2018	CLEVELAND	14	14	40	24	16	3.0	13.5	0	0	0	0	8	0	1
2019	KANSAS CITY	10	4	32	23	9	5.5	37.5	0	0	0	0	3	1	0
2020	MIAMI	16	12	42	25	17	9.0	95.5	0	0	0	0	5	3	0
NFL TOTALS		66	56	196	118	78	27.0	196.0	0	0	0	0	25	6	2

SINGLE-GAME CAREER HIGHS

- Tackles:** 7 at Washington, 10/2/16
- Sacks:** 2 3 times, last: vs. N.Y. Jets, 10/18/20
- Passes Defended:** 2 5 times, last: vs. L.A. Chargers, 11/15/20
- Forced Fumbles:** 2 vs. Cincinnati, 10/1/17
- Fumble Recoveries:** 1 Twice, last: at Cincinnati, 11/25/18



5

MICHAEL PALARDY

PUNTER // 5-11 // 200 // TENNESSEE '14
 ACQUIRED: FA, '21
 HOMETOWN: CORAL SPRINGS, FLA. // BORN: 7/6/92
 NFL: FIFTH SEASON // DOLPHINS: FIRST SEASON

NFL CAREER

TRANSACTIONS:

- Signed by Miami on March 15, 2021.
- Released by Carolina on Feb. 19, 2021.
- Signed by Carolina on Nov. 14, 2016.

- Released from Atlanta's practice squad on Oct. 10, 2016.
- Signed to Atlanta's practice squad on Oct. 5, 2016.
- Released from Cleveland's practice squad on Sept. 22, 2016.

- Signed to Cleveland's practice squad on Sept. 6, 2016.
- Waived by Cleveland on Sept. 4, 2016.
- Signed by Cleveland on Aug. 31, 2016.
- Waived by Indianapolis on Aug. 15, 2016.
- Signed by Indianapolis Aug. 6, 2016.
- Waived by Baltimore on Aug. 3, 2016.
- Signed by Baltimore on July 30, 2016.
- Waived by Carolina on June 8, 2016.
- Signed by Carolina on April 5, 2016.
- Waived by St. Louis on Sept. 1, 2015.
- Signed by St. Louis on Jan. 5, 2015.
- Signed to Oakland's practice squad on Dec. 24, 2014.
- Waived by Oakland on Aug. 7, 2014.
- Signed as an undrafted college free agent by Oakland on June 5, 2014.

CAREER HIGHLIGHTS:

- Played in 55 career games.
- 243 punts for 11,011 yards (45.3 avg.) and 87 inside the 20.
- 2 solo special teams tackles.
- 1-of-2 passing for 12 yards (50.0 pct.) and a QB rating of 68.8.
- Appeared in 1 postseason game with Carolina.

2020 (CAROLINA):

- Missed the entire season after being placed on the reserve/non-football injury list on July 28.

2019 (CAROLINA):

- Played in all 16 games.
- 75 punts for 3,452 yards (46.0 avg.) and a 38.7 net average.
- 1 solo special teams tackle.
- 1-of-1 passing for 12 yards and a QB rating of 116.7.

AT TAMPA BAY (10/13): 7 punts for 350 yards (50.0 avg.) and a 48.3 net average.

VS. WASHINGTON (12/1): 8 punts for 338 yards (42.3 avg.) and a 40.1 net average.

VS. NEW ORLEANS (12/29): 7 punts for 347 yards (49.6 avg.) and a 44.0 net average.

- Pinned 4 punts inside the 20.

2018 (CAROLINA):

- Played in all 16 games.
- 61 punts for 2,759 yards (45.2 avg.) and a 41.0 net average.

VS. DALLAS (9/9): 6 punts for 287 yards (47.8 avg.) and a 42.3 net average.

VS. CINCINNATI (9/23): 4 punts for 165 yards (41.3 avg.) and a 39.0 net average.

AT PHILADELPHIA (10/21): 5 punts for 209 yards (41.8 avg.) and a 35.0 net average.

2017 (CAROLINA):

- Played in all 16 games.
- 71 punts for 3,269 yards (46.0 avg.) and 42.4 net average.
- 0-of-1 passing.

- His 42.4 net punting average set a franchise record.
- His 42.4 net punting average ranked 5th in the NFL.

VS. BUFFALO (9/17): 6 punts for 249 yards (41.5 avg.) and a 41.2 net average.

AT TAMPA BAY (10/29): 7 punts for 353 yards (50.4 avg.) and a 47.1 net average.

VS. ATLANTA (11/5): 5 punts for 249 yards (49.8 avg.) and a 47.2 net average.

POSTSEASON:

NFC WILD CARD (1/7): 3 punts for 145 yards (48.3 avg.) and a 42.7 net average.

2016 (CAROLINA):

- Played in 7 games.
- 36 punts for 1,531 yards (42.5 avg.) and a 37.9 net average.
- 1 solo special teams tackle.

VS. NEW ORLEANS (11/17): 6 punts for 280 yards (46.7 avg.) and a 35.7 net average.

- Made his NFL debut.

AT SEATTLE (12/4): 6 punts for 254 yards (42.3 avg.) and a 37.0 net average.

VS. SAN DIEGO (12/11): 5 punts for 215 yards (43.0 avg.) and a 42.6 net average.

2015 (ST. LOUIS):

- Spent the offseason and training camp with St. Louis.

2014 (OAKLAND):

- Spent 1 game on Oakland's practice squad.
- Spent the offseason and training camp with Oakland.

BEFORE THE NFL

COLLEGE (TENNESSEE):

- 4-year letterman (2010-13).

CAREER: Played in 46 games; 117 punts for 5,024 yards (42.9 avg.) and 50 punts inside the 20; 109-of-115 PATs (94.8 pct.); 1-of-4 passing for 5 yards and 1 interception; 1 carry for 16 yards; 7 tackles (5 solo).

SENIOR (2013): Played in all 12 games; 63 punts for 2,801 yards (44.5 avg.) and 33 punts inside the 20; 14-of-17 field goals (82.4 pct.); 34-of-35 PATs (97.1 pct.); 0-of-1 passing with 1 interception; 4 tackles (3 solo).

- 1st-team All-SEC.

- His 33 punts inside the 20 were tied for 1st in FBS.

JUNIOR (2012): Played in all 12 games; 36 punts for 1,551 yards (43.1 avg.); and 16 punts inside the 20; 9-of-12 field goals (75.0 pct.) and 37-of-40 PATs (92.5 pct.); 0-of-1 passing; 2 solo tackles.

SOPHOMORE (2011): Played in 11 games; 14 punts for 515 yards (36.8 avg.) and 1 punt inside the 20; 9-of-14 field goals (64.3 pct.) and 25-of-26 PATs (96.2 pct.); 1-of-2 passing (50 pct.) for 5 yards.

TRUE FRESHMAN (2010): Played in 11 games; 4 punts for 157 yards (39.3 avg.); 5-of-7 field goals

(71.4 pct.) and 13-of-14 PATs (92.9 pct.); 1 carry for 16 yards; 1 assisted tackle.

HIGH SCHOOL (ST. THOMAS AQUINAS HS – FORT LAUDERDALE, FLA.)

SENIOR (2009):

- 1st-team All-American.
- 1st-team all-state.
- All-county.

JUNIOR (2008):

- 3rd-team all-state.
- All-county.
- Helped his team win the Florida 5A state championship.

OFF THE FIELD

PERSONAL:

- **PRONUNCIATION:** Last name is pronounced puh-lar-dee.
- **MAJOR:** Communication studies.

MICHAEL PALARDY'S NFL REGULAR SEASON STATS

YEAR	TEAM	GP	PUNT	YDS	AVG	LG	OPP	RET	YDS	NET AVG	TB	IN 20
2016	CAROLINA	7	36	1,531	42.5	56		126	37.9	2	13	
2017	CAROLINA	16	71	3,269	46.0	63		176	42.4	4	25	
2018	CAROLINA	16	61	2,759	45.2	59		181	41.0	4	24	
2019	CAROLINA	16	75	3,452	46.0	62		487	38.7	3	25	
2020	CAROLINA							RESERVE/NON-FOOTBALL INJURY				
NFL TOTALS		55	243	11,011	45.3	63		970	40.3	13	87	

ADDITIONAL STATS


Special Teams Tackles: 1 in 2016, 1 in 2019 for total of 2.

Onside Kick Recoveries: 1 in 2019.

Kickoffs: 6 in 2019.

SINGLE-GAME CAREER HIGHS

- Punts:** 8 vs. Washington, 12/1/19
Punt Yards: 353 at Tampa Bay, 10/29/17
Punts Inside the 20: 4 Twice, last: vs. New Orleans, 12/29/19



78

ADAM PANKEY

TACKLE // 6-5 // 313 // WEST VIRGINIA '17

ACQUIRED: WAI., '19 (GB)

HOMETOWN: HAMILTON, OHIO // BORN: 2/2/94

NFL: FOURTH SEASON // DOLPHINS: SECOND SEASON

NFL CAREER

TRANSACTIONS:

- Awarded off waivers to Miami on Dec. 10, 2019.
- Waived by Green Bay on Dec. 9, 2019.
- Signed by Green Bay on Sept. 21, 2019.
- Signed to Tennessee's practice squad on Sept. 1, 2019.
- Waived by Green Bay on Aug. 31, 2019.
- Promoted from Green Bay's practice squad on Dec. 8, 2018.
- Signed to Green Bay's practice squad on Sept. 2, 2018.
- Waived by Green Bay on Sept. 1, 2018.
- Promoted from Green Bay's practice squad on Sept. 13, 2017.
- Signed to Green Bay's practice squad on Sept. 3, 2017.
- Waived by Green Bay on Sept. 2, 2017.
- Signed by Green Bay as an undrafted college free agent on May 5, 2017.

CAREER HIGHLIGHTS:

- Played in 8 career games with 1 start.

2020 (MIAMI):

- Played in 4 games.
- Dressed but did not play in 3 games.
- Inactive for 9 games.

AT SAN FRANCISCO (10/11): Played but did not record any stats.

VS. N.Y. JETS (10/18): Played but did not record any stats.

AT N.Y. JETS (11/29): Played but did not record any stats.

2019 (GREEN BAY/TENNESSEE/MIAMI):

- Played in 2 games with 1 start with Miami.
- Inactive for 1 game with Miami.
- Awarded off waivers to Miami on Dec. 10.
- Inactive for 11 games with Green Bay.
- Spent 2 games on Tennessee's practice squad.
- Was with Green Bay for the offseason and training camp.

VS. CINCINNATI (12/22): Played but did not record any stats.

- Made his Dolphins debut.

AT NEW ENGLAND (12/29): Started but did not record any stats.

- Played 8 offensive snaps as an extra blocker.

2018 (GREEN BAY):

- Played in 1 game.
- Dressed but did not play in 2 games.
- Inactive for 1 game.
- Spent the rest of the season on the practice squad.

VS. ATLANTA (12/9): Played but did not record any stats.

2017 (GREEN BAY):

- Played in 1 game.
- Dressed but did not play in 4 games.
- Inactive for 10 games.
- Spent 1 game on the practice squad.

AT DETROIT (12/31): Played but did not record any stats.

- Made his NFL debut.

BEFORE THE NFL

COLLEGE (WEST VIRGINIA):

- 4-year letterman (2013-16) and 3-year starter.

CAREER: Played in 45 games with 36 starts – 22 at left tackle and 14 at left guard.

SENIOR (2016): Played in 12 games with 11 starts – 9 at left tackle and 2 at left guard.

- 2nd-team All-Big 12.

JUNIOR (2015): Started in 12 games at left guard; 2 solo tackles.

SOPHOMORE (2014): Started all 13 games at left tackle.

REDSHIRT FRESHMAN (2013): Played in 8 games.

- Redshirted in 2012.

HIGH SCHOOL (HAMILTON HS – HAMILTON, OHIO)

SENIOR (2011):

- 3rd-team all-state.
- 1st-team all-district.

JUNIOR (2010):

- 2nd-team all-district.

OFF THE FIELD

PERSONAL:

- **MAJOR:** Multidisciplinary studies.

ADAM PANKEY'S NFL REGULAR SEASON STATS

GAMES/STARTS: (Green Bay) 2017: 1/0, 2018: 1/0, (Miami) 2019: 2/1, 2020: 4/0

NFL TOTALS: 8/1



11 **DeVANTE PARKER**

WIDE RECEIVER // 6-3 // 219 // LOUISVILLE '15
ACQUIRED: D1, '15
HOMETOWN: LOUISVILLE, KY. // BORN: 1/20/93
NFL: SEVENTH SEASON // DOLPHINS: SEVENTH SEASON

NFL CAREER

TRANSACTIONS:

- 1st-round pick (14th overall) by Miami in the 2015 NFL Draft.

CAREER HIGHLIGHTS:

- Played in 83 career games with 56 starts.
- 298 receptions for 4,212 yards (14.1 avg.) and 22 TDs.
- His 4,212 career receiving yards rank 8th in Dolphins history.
- His 298 receptions are tied for 9th in Dolphins history.
- His 1,202 receiving yards in 2019 were 5th in the NFL:

NFL RECEIVING LEADERS (2019)

PLAYER	TEAM	REC	YDS	TD
1. Michael Thomas	NO	149	1,725	9
2. Julio Jones	Atl.	99	1,394	6
3. Chris Godwin	TB	86	1,333	9
4. Travis Kelce	KC	97	1,229	5
5. DeVANTE PARKER	MIA.	72	1,202	9

- His 1,202 receiving yards in 2019 were 6th-most in Dolphins history:

PLAYER	YEAR	REC	YDS	TD
1. Mark Clayton	1984	73	1,389	18
2. Mark Duper	1986	67	1,313	11
3. Mark Duper	1984	71	1,306	8
4. Irving Fryar	1994	73	1,270	7
5. Brandon Marshall	2011	81	1,214	6
6. DeVANTE PARKER	2019	72	1,202	9
7. Jarvis Landry	2015	110	1,157	4
8. Mark Clayton	1986	60	1,150	10

- Became the 5th player in team history to total at least 1,200 receiving yards in a season when he had 1,202 in 2019.
- His 9 receiving TDs in 2019 were tied for 4th in the NFL:

NFL RECEIVING TD LEADERS (2019)				
PLAYER	TEAM	REC	YDS	TD
1. Kenny Golladay	Det.	65	1,190	11
2. Cooper Kupp	LAR	94	1,161	10
Mark Andrews	Bal.	64	852	10
4. DeVANTE PARKER	MIA.	72	1,202	9
Marvin Jones	Det.	62	779	9
Jared Cook	NO	43	705	9
Chris Godwin	TB	86	1,333	9
Michael Thomas	NO	149	1,725	9

- Finished the 2019 season with 4 100-yard receiving games in his final 7 contests.
- In 2019, led the AFC with 1,001 receiving yards following the team's Week 5 bye.
- Averaged 19.0 yards per catch with 26 receptions for 494 yards in his rookie season of 2015. His 19.0 average was the highest by a Dolphins rookie in team history:

HIGHEST RECEIVING AVERAGE (DOLPHINS ROOKIES)				
PLAYER	YEAR	REC	YDS	AVG
1. DeVANTE PARKER	2015	26	494	19.0
2. Chris Chambers	2001	48	883	18.4
3. Ferrell Edmunds	1988	33	575	17.4
4. Nat Moore	1974	37	605	16.4
5. Brian Hartline	2009	31	506	16.3

- His 19.0 receiving average in 2015 was the highest among rookies in the NFL that season (min. 25 receptions):

NFL RECEIVING AVERAGE LEADERS (2015 ROOKIES)				
PLAYER	TEAM	REC	YDS	AVG
1. DeVANTE PARKER	MIAMI	26	494	19.0
2. Dorial Green-Beckham	Tennessee	32	549	17.2
3. Devin Funchess	Carolina	31	473	15.3
4. Amari Cooper	Oakland	72	1,070	14.9
5. Stefon Diggs	Minnesota	52	720	13.9

2020 (MIAMI):

- Played in 14 games with 11 starts.
 - Inactive for 2 games.
 - 63 receptions for 793 yards (12.6 avg.) and 4 TDs.
- VS. L.A. RAMS (11/1):** 1 reception for 3 yards and 1 TD.
- Caught a 3-yard TD pass from QB Tua Tagovailoa in the 1st quarter – the 1st of Tagovailoa's career.

AT N.Y. JETS (11/29): 8 receptions for 119 yards (14.9 avg.).

- Became the 9th player in Dolphins history to top 4,000 career receiving yards.

AT BUFFALO (1/3): 7 receptions for 116 yards (16.6 avg.).

- It was the 11th 100-yard receiving game of his career.

2019 (MIAMI):

- Played in 16 games with 14 starts.
- 72 receptions for 1,202 yards (16.7 avg.) and 9 TDs.
- His 1,202 receiving yards were 5th in the NFL.

- His 1,202 receiving yards were 6th in Dolphins history.
- Became the 5th player in team history to total at least 1,200 receiving yards in a season.
- His 9 receiving TDs were tied for 4th in the NFL.
- Finished the season with 4 100-yard performances in his final 7 contests.
- Led the AFC with 1,001 receiving yards following the team's Week 5 bye.

VS. PHILADELPHIA (12/1): 7 receptions for 159 yards (22.7 avg.) and 2 TDs.

- Hauled in a 43-yard TD from QB Ryan Fitzpatrick in the 1st quarter.
- Caught a 17-yard TD from QB Ryan Fitzpatrick in the 3rd quarter.
- It was the 1st multi-score game of his career.

AT N.Y. GIANTS (12/15): 4 receptions for 72 yards (18.0 avg.) and 2 TDs.

- Caught a 20-yard TD pass from QB Ryan Fitzpatrick in the 2nd quarter.
- Caught a 29-yard TD pass from QB Ryan Fitzpatrick with 1:54 remaining in the game.

VS. CINCINNATI (12/22): 5 receptions for 111 yards (22.2 avg.) and 1 TD.

- Caught a 7-yard TD pass from QB Ryan Fitzpatrick in the 1st quarter to give Miami a 14-0 lead.
- Topped 1,000 yards for the 1st time in his career.

2018 (MIAMI):

- Played in 11 games with 7 starts.
- Inactive for 5 games.
- 24 receptions for 309 yards (12.9 avg.) and 1 TD.

AT HOUSTON (10/25): 6 receptions for 134 yards (22.3 avg.).

AT GREEN BAY (11/1): 5 receptions for 43 yards (8.6 avg.).

VS. BUFFALO (12/2): 4 receptions for 43 yards (10.8 avg.) and 1 TD.

- Scored on an 18-yard pass from QB Ryan Tannehill on Miami's opening drive.

2017 (MIAMI):

- Played in 13 games with 12 starts.
- Inactive for 3 games.
- 57 receptions for 670 yards (11.8 avg.) and 1 TD.
- 1 miscellaneous tackle.

AT N.Y. JETS (9/24): 8 receptions for 76 yards (9.5 avg.) and 1 TD.

- Caught a 3-yard TD pass from QB Jay Cutler in the 4th quarter.

VS. NEW ORLEANS IN LONDON (10/1): 6 receptions for 69 yards (11.5 avg.).

- Recorded his 100th career reception.

AT BUFFALO (12/17): 6 receptions for 89 yards (14.8 avg.).

2016 (MIAMI):

- Played in 15 games with 8 starts.
- Inactive 1 game.
- 56 receptions for 744 yards (13.3 avg.) and 4 TDs.
- 2 miscellaneous tackles.

AT NEW ENGLAND (9/18): 8 receptions for 106 yards (13.3 avg.).

- All 8 receptions and 106 yards came in the 2nd

half.

AT L.A. RAMS (11/20): 8 receptions for 79 yards (9.9 avg.) and 1 TD.

- Caught a 9-yard TD with 36 seconds left to win the game.

AT BUFFALO (12/24): 4 receptions for 85 yards (21.3 avg.) and 1 TD.

- Caught a 56-yard TD from QB Matt Moore on Miami's 1st possession of the 2nd half.

POSTSEASON:

AFC WILD CARD AT PITTSBURGH (1/8): 4 receptions for 55 yards (13.8 avg.).

2015 (MIAMI):

- Played in 14 games with 4 starts.
- Inactive for 1 game.
- Dressed but did not play 1 game.
- 26 receptions for 494 yards (19.0 avg.) and 3 TDs.
- 1 miscellaneous tackle.
- His 19.0 yards per catch average was the highest by a Dolphins rookie in team history.
- His 19.0 receiving average was the highest among NFL rookies in 2015.

AT WASHINGTON (9/13): Played but did not record any stats.

- Made his Dolphins debut.

AT N.Y. JETS (11/29): 4 receptions for 80 yards (20.0 avg.) and 1 TD.

- Caught a 33-yard TD pass from QB Ryan Tannehill for the 1st TD of his career.

VS. NEW ENGLAND (1/3): 5 receptions for 106 yards (21.2 avg.) and 1 TD.

- Became the 1st Dolphins rookie wide receiver to top 100 yards in a game since 2001 (Chris Chambers).

BEFORE THE NFL

COLLEGE (LOUISVILLE):

- 4-year letterman (2011-14) and 2-year starter.

CAREER: Played in 42 games with 18 starts; 156 receptions for 2,775 yards (17.8 avg.) and 33 TDs.

- Had 10 career 100-yard games.

SENIOR (2014): Started 6 games; 43 receptions for 855 yards (19.9 avg.) and 5 TDs.

- 2nd-team All-ACC.

JUNIOR (2013): Started 12 games; 55 receptions for 885 yards (16.1 avg.) and 12 TDs.

- His 12 TD receptions tied the school record.

SOPHOMORE (2012): Played in all 13 games; 40 receptions for 744 yards (18.6 avg.) and 10 TDs.

- Finished the season with 6 straight games with a TD.

TRUE FRESHMAN (2011): Played in 11 games; 18 receptions for 291 yards (16.2 avg.) and 6 TDs.

- His 6 TD receptions led the team.

HIGH SCHOOL (BALLARD HS – LOUISVILLE, KY.)

SENIOR (2010): 68 receptions for 1,793 yards (26.4 avg.) and 19 TDs.

- 1st-team all-state.

- Co-winner of the Paul Hornung Award as the state's top player.

JUNIOR (2009):

- 1st-team all-state.

OFF THE FIELD

COMMUNITY:

- In 2020, partnered with the Starlight Children's Foundation to create and deliver custom PeeWee Parker hospital gowns, inspired by his cartoon series.
- Helped distribute Thanksgiving meals to local South Florida families in November 2016.

PERSONAL:

- Father, Anthony Shelman, played running back at Louisville (1991-94).
- **MAJOR:** Communications.

DeVante Parker's NFL Regular Season Stats

YEAR	TEAM	GP	GS	RECEIVING					RUSHING				
				REC	YDS	AVG	LG	TD	ATT	YDS	AVG	LG	TD
2015	MIAMI	14	4	26	494	19.0	49	3	0	0	0.0	0	0
2016	MIAMI	15	8	56	744	13.3	56t	4	0	0	0.0	0	0
2017	MIAMI	13	12	57	670	11.8	36	1	0	0	0.0	0	0
2018	MIAMI	11	7	24	309	12.9	46	1	0	0	0.0	0	0
2019	MIAMI	16	14	72	1,202	16.7	51	9	0	0	0.0	0	0
2020	MIAMI	14	11	63	793	12.6	31	4	0	0	0.0	0	0
NFL TOTALS		83	56	298	4,212	14.1	56t	22	0	0	-	0	0

DeVante Parker's NFL Playoff Stats

YEAR	TEAM	GP	GS	RECEIVING					RUSHING				
				REC	YDS	AVG	LG	TD	ATT	YDS	AVG	LG	TD
2016	MIAMI	1	0	4	55	13.8	37	0	0	0	0.0	0	0
PLAYOFF TOTALS		1	0	4	55	13.8	37	0	0	0	0.0	0	0

ADDITIONAL STATS

Miscellaneous Tackles: 1 in 2015, 2 in 2016, 1 in 2017, 2 in 2019 for total of 6.

SINGLE-GAME CAREER HIGHS

Receptions: 10 vs. Seattle, 10/4/20
Receiving Yards: 159 vs. Philadelphia, 12/1/19
Longest Reception: 56 twice, last: at Buffalo, 12/24/16
Receiving TDs: 2 twice, last: at N.Y. Giants, 12/15/19

100-YARD RECEIVING GAMES (11)

DATE	OPPONENT	REC	YDS	AVG	LG	TD
1/3/16	NEW ENGLAND	5	106	21.2	46	1
9/18/16	at New England	8	106	13.3	28	0
11/13/16	at San Diego	5	103	20.6	56	0
10/25/18	at Houston	6	134	22.3	46	0
11/17/19	BUFFALO	7	135	19.3	50	0
12/1/19	PHILADELPHIA	7	159	22.7	43	1
12/22/19	CINCINNATI	5	111	22.2	51	1
12/29/19	at New England	8	137	17.1	28	0
10/4/20	SEATTLE	10	110	11.0	21	0
11/29/20	at N.Y. Jets	8	119	14.9	25	0
1/3/21	at Buffalo	7	116	16.6	31	0

2015 GAME-BY-GAME STATS (MIAMI)

DATE	OPPONENT	P/S	REC	YDS	AVG	LG	TD
09/13	at Washington	1/0	0	0	0.0	-	0
09/20	at Jacksonville	1/0	1	3	3.0	3	0
09/27	BUFFALO	1/0	3	46	15.3	19	0
10/04	N.Y. JETS	1/0	0	0	0.0	-	0
10/18	at Tennessee	1/0	0	0	0.0	-	0
10/25	HOUSTON	1/0	0	0	0.0	-	0
10/29	at New England	1/0	0	0	0.0	-	0
11/08	at Buffalo						INACTIVE
11/15	at Philadelphia						DID NOT PLAY
11/22	DALLAS	1/0	0	0	0.0	-	0
11/29	at N.Y. Jets	1/0	4	80	20.0	33t	1
12/06	BALTIMORE	1/1	3	63	21.0	38t	1
12/14	N.Y. GIANTS	1/1	2	16	8.0	14	0
12/20	at San Diego	1/0	4	87	21.8	35	0
12/27	INDIANAPOLIS	1/1	4	93	23.3	49	0
01/03	NEW ENGLAND	1/1	5	106	21.2	46	1
2015 TOTALS		14/4	26	494	19.0	49	3

2016 GAME-BY-GAME STATS (MIAMI)

DATE	OPPONENT	P/S	REC	YDS	AVG	LG	TD
09/11	at Seattle						INACTIVE
09/18	at New England	1/1	8	106	13.3	28	0
09/25	CLEVELAND	1/1	3	51	17.0	26t	1
09/29	at Cincinnati	1/1	2	20	10.0	15	0
10/09	TENNESSEE	1/0	2	70	35.0	50	0
10/16	PITTSBURGH	1/0	5	28	5.6	11	0
10/23	BUFFALO	1/0	3	20	6.7	9	0
11/06	N.Y. JETS	1/0	2	8	4.0	4	0
11/13	at San Diego	1/1	5	103	20.6	56	0
11/20	at L.A. Rams	1/1	8	79	9.9	15	1
11/27	SAN FRANCISCO	1/0	3	64	21.3	46	0
12/04	at Baltimore	1/1	3	34	11.3	17	1
12/11	ARIZONA	1/1	2	14	7.0	11	0
12/17	at N.Y. Jets	1/0	1	17	17.0	17	0
12/24	at Buffalo	1/0	4	85	21.3	56t	1
01/01	NEW ENGLAND	1/1	5	45	9.0	18	0
2016 TOTALS		15/8	56	744	13.3	56	4

DATE	OPPONENT	P/S	REC	YDS	AVG	LG	TD
01/08	at Pittsburgh*	1/0	4	55	13.8	37	0

* AFC Wild Card game

2017 GAME-BY-GAME STATS (MIAMI)

DATE	OPPONENT	P/S	REC	YDS	AVG	LG	TD
09/17	at L.A. Chargers	1/1	4	85	21.3	31	0
09/24	at N.Y. Jets	1/1	8	76	9.5	26	1
10/01	NEW ORLEANS	1/1	6	69	11.5	21	0
10/08	TENNESSEE	1/1	1	6	6.0	6	0
10/15	at Atlanta						INACTIVE
10/22	N.Y. JETS						INACTIVE
10/26	at Baltimore						INACTIVE
11/05	OAKLAND	1/0	5	76	15.2	26	0
11/13	at Carolina	1/1	6	66	11.0	24	0
11/19	TAMPA BAY	1/1	4	26	6.5	17	0
11/26	at New England	1/1	1	5	5.0	5	0
12/03	DENVER	1/1	1	5	5.0	5	0
12/11	NEW ENGLAND	1/1	4	40	10.0	15	0
12/17	at Buffalo	1/1	6	89	14.8	36	0
12/24	at Kansas City	1/1	5	63	12.6	34	0
12/31	BUFFALO	1/1	6	64	10.7	24	0
2017 TOTALS		13/12	57	670	11.8	36	1

2018 GAME-BY-GAME STATS (MIAMI)

DATE	OPPONENT	P/S	REC	YDS	AVG	LG	TD
09/09	TENNESSEE						INACTIVE
09/16	at N.Y. Jets						INACTIVE
09/23	OAKLAND	1/1	2	40	20.0	36	0
09/30	at New England						INACTIVE
10/07	at Cincinnati						INACTIVE
10/14	CHICAGO	1/0	0	0	0.0	-	0
10/21	DETROIT						INACTIVE
10/25	at Houston	1/1	6	134	22.3	46	0
11/04	N.Y. JETS	1/1	1	8	8.0	8	0
11/11	at Green Bay	1/1	5	43	8.6	14	0
11/25	at Indianapolis	1/0	3	10	3.3	9	0
12/02	BUFFALO	1/1	4	43	10.8	18t	1
12/09	NEW ENGLAND	1/1	1	18	18.0	15	0
12/16	at Minnesota	1/0	0	0	0.0	-	0
12/23	JACKSONVILLE	1/1	2	13	6.5	7	0
12/30	at Buffalo	1/0	0	0	0.0	-	0
2018 TOTALS		11/7	24	309	12.9	46	1

2019 GAME-BY-GAME STATS (MIAMI)


DATE	OPPONENT	P/S	REC	YDS	AVG	LG	TD
09/08	BALTIMORE	1/1	3	75	25.0	49	0
09/15	NEW ENGLAND	1/1	0	0	0.0	0	0
09/22	at Dallas	1/1	3	56	18.7	40	0
09/29	L.A. CHARGERS	1/1	4	70	17.5	34t	1
10/13	WASHINGTON	1/0	3	28	9.3	12	1
10/20	at Buffalo	1/1	5	55	11.0	14	1
10/28	at Pittsburgh	1/1	6	59	9.8	15	0
11/03	N.Y. JETS	1/0	4	57	14.3	17t	1
11/10	at Indianapolis	1/1	5	69	13.8	21	0
11/17	BUFFALO	1/1	7	135	19.3	50	0
11/24	at Cleveland	1/1	6	91	15.2	22	0
12/01	PHILADELPHIA	1/1	7	159	22.7	43t	2
12/08	at N.Y. Jets	1/1	2	28	14.0	21	0
12/15	at N.Y. Giants	1/1	4	72	18.0	29t	2
12/22	CINCINNATI	1/1	5	111	22.2	51	1
12/29	at New England	1/1	8	137	17.1	28	0
2019 TOTALS		16/14	72	1,202	16.7	51	9

DUAL 100-YARD RECEIVING GAMES

In the history of the franchise, the Dolphins have had 22 dual 100-yard receiving games, 24 including playoffs. The most frequent duo has been Mark Clayton and Mark Duper, who combined for four dual 100-yard receiving games. Overall, Clayton was part of eight such games while Duper was in seven. The most recent game in which the Dolphins had two players attain the 100-yard mark occurred on Sept. 18, 2016 when Jarvis Landry accumulated 137 yards on 10 receptions and DeVante Parker totaled 106 yards on eight catches at New England. The Dolphins are 9-13 in regular season games when they have had a pair of 100-yard receivers and 10-14 overall, including playoffs.

2020 GAME-BY-GAME STATS (MIAMI)

DATE	OPPONENT	P/S	REC	YDS	AVG	LG	TD
09/13	at New England	1/1	4	47	11.8	18	0
09/20	BUFFALO	1/1	5	53	10.6	20	1
09/24	at Jacksonville	1/1	5	69	13.8	20	0
10/04	SEATTLE	1/1	10	110	11.0	21	0
10/11	at San Francisco	1/1	2	50	25.0	28	1
10/18	N.Y. JETS	1/1	3	35	11.7	18	0
11/01	L.A. RAMS	1/0	1	3	3.0	3t	1
11/08	at Arizona	1/1	6	64	10.7	17	0
11/15	L.A. CHARGERS	1/0	2	31	15.5	23	0
11/22	at Denver	1/0	6	61	10.2	21	1
11/29	at N.Y. Jets	1/1	8	119	14.9	25	0
12/06	CINCINNATI	1/1	4	35	8.8	14	0
12/13	KANSAS CITY	1/1	0	0	0.0	0	0
12/20	NEW ENGLAND						
12/26	at Las Vegas						
01/03	at Buffalo	1/1	7	116	16.6	31	0
2020 TOTALS		14/11	63	793	12.6	31	4



61

TIMON PARRIS

TACKLE // 6-6 // 315 // STONY BROOK '18
ACQUIRED: FA, '21
HOMETOWN: FLORAL PARK, N.Y. // BORN: 9/11/95
NFL: SECOND SEASON // DOLPHINS: FIRST SEASON

NFL CAREER

TRANSACTIONS:

- Signed by Miami on July 19, 2021.
- Waived by Miami on June 14, 2021.
- Signed by Miami on May 20, 2021.
- Signed to Washington's practice squad on Dec. 1, 2020.
- Released from Cleveland's practice squad on Nov. 9, 2020.
- Signed to Cleveland's practice squad on Oct. 13, 2020.
- Waived by Atlanta on Sept. 15, 2020.
- Awarded off waivers to Atlanta on Sept. 6, 2020.
- Waived by Washington on Sept. 5, 2020.
- Promoted from Washington's practice squad on Dec. 14, 2019.
- Signed to Washington's practice squad on Sept. 1, 2019.
- Waived by Washington on Aug. 31, 2019.
- Promoted from Washington's practice squad on Dec. 21, 2018.
- Signed to Washington's practice squad on Sept. 2, 2018.
- Waived by Washington on Sept. 1, 2018.
- Signed by Washington as an undrafted college free agent on May 1, 2018.

CAREER HIGHLIGHTS:

- Played in 4 career games.

2020 (WASHINGTON/ATLANTA/CLEVELAND):

- Spent 5 games on Washington's practice squad.
- Spent 3 games on Cleveland's practice squad.
- Inactive for 1 game with Atlanta.

2019 (WASHINGTON):

- Played in 3 games.
- Spent 13 games on Washington's practice squad.

VS. PHILADELPHIA (12/15): Played but did not record any stats.

VS. N.Y. GIANTS (12/22): Played but did not record any stats.

AT DALLAS (12/29): Played but did not record any stats.

2018 (WASHINGTON):

- Played in 1 game.
- Dressed but did not play in 1 game.
- Spent 14 games on Washington's practice squad.

AT TENNESSEE (12/22): Played but did not record any stats.

- Made his NFL debut.

BEFORE THE NFL

COLLEGE (STONY BROOK):

- 4-year starter (2014-17).

CAREER: Started 41 games – 39 at left tackle and 2 at right tackle.

SENIOR (2017): Started 8 games at left tackle.

- 1st-team FCS All-American.
 - 1st-team All-Colonial Athletic Association.
- JUNIOR (2016):** Started all 11 games at left tackle.
- 2nd-team FCS All-American.
 - 1st-team All-CAA.
- SOPHOMORE (2015):** Started all 10 games at left tackle.
- 2nd-team All-CAA.
- REDSHIRT FRESHMAN (2014):** Started all 12 games – 10 at left tackle and 2 at right tackle.

- Redshirted in 2013.

HIGH SCHOOL (FLORAL PARK HS – FLORAL PARK, N.Y.)

- Played guard and defensive tackle.
- Also lettered in track and field where he earned all-conference honors in shot put and discus.


SENIOR (2012):

- 29 tackles and 3 sacks.
- All-county.
- Team captain.

TIMON PARRIS' NFL REGULAR SEASON STATS

GAMES/STARTS: (Washington) 2018: 1/0, 2019: 3/0

NFL TOTALS: 4/0



33

JAMAL PERRY

CORNERBACK // 5-10 // 182 // IOWA STATE '17
 ACQUIRED: FA, '19
 HOMETOWN: HOUSTON, TEXAS // BORN: 10/23/94
 NFL: THIRD SEASON // DOLPHINS: THIRD SEASON

NFL CAREER

TRANSACTIONS:

- Signed by Miami on Feb. 15, 2019.
- Released from New England's practice squad on Feb. 4, 2019.
- Signed to New England's practice squad on Sept. 2, 2018.
- Waived by New England on Sept. 1, 2018.
- Signed to New England's practice squad on Sept. 25, 2017.
- Released from New England's practice squad on Sept. 20, 2017.
- Signed to New England's practice squad on Sept. 7, 2017.
- Waived by Philadelphia on Sept. 2, 2017.
- Signed by Philadelphia as an undrafted college free agent on May 11, 2017.

CAREER HIGHLIGHTS:

- Played in 27 career games with 7 starts.
- 72 tackles (47 solo), 1 interception and 7 passes defended.
- 11 special teams tackles (7 solo).

2020 (MIAMI):

- Played in 13 games with 1 start.
- Inactive for 2 games.
- Spent 1 game on the Reserve/COVID-19 List.
- 19 tackles (12 solo) and 1 pass defended.
- 6 special teams tackles (3 solo).

AT NEW ENGLAND (9/13): 4 tackles (3 solo).

AT JACKSONVILLE (9/24): 6 tackles (3 solo).

VS. SEATTLE (10/4): 5 tackles (3 solo) and 1 pass defended.

2019 (MIAMI):

- Played in 14 games with 6 starts.
- Inactive for 2 games.
- 53 tackles (35 solo), 1 interception and 6 passes defended.
- 5 special teams tackles (4 solo).

VS. N.Y. JETS (11/3): 8 tackles (4 solo), 1 interception and 1 pass defended.

- Intercepted QB Sam Darnold at Miami's 1-yard line in the 2nd quarter.

- It was his 1st career interception.

VS. BUFFALO (11/17): 10 tackles (7 solo).

AT N.Y. GIANTS (12/15): 9 tackles (4 solo) and 1 pass defended.

2018 (NEW ENGLAND):

- Spent the entire season on New England's practice squad.

2017 (PHILADELPHIA/NEW ENGLAND):

- Spent two stints on New England's practice squad.
- Spent the offseason and training camp with Philadelphia before being waived on Sept. 2.

BEFORE THE NFL

COLLEGE (IOWA STATE):

- 2-year letterman (2015-16) and 1-year starter.
- Transferred from Trinity Valley Community College (Texas) following his sophomore season (2014).
- Also competed in track and field at Iowa State in 2016 and 2017.

CAREER (AT IOWA STATE): Played in 24 games with 18 starts; 90 tackles (60 solo), 0.5 sacks, 2 interceptions and 19 passes defended; 12 kickoff returns for 271 yards (22.6 avg.).

SENIOR (2016 AT IOWA STATE): Played in all 12 games with 11 starts; 49 tackles (32 solo), 0.5 sacks, 2 interceptions and 11 passes defended.

- Honorable mention All-Big 12.
- Named team's defensive MVP.
- His 11 passes defended ranked 2nd on the team and 7th in the Big 12.

JUNIOR (2015 AT IOWA STATE): Played in all 12 games with 7 starts; 41 tackles (28 solo) and 8 passes defended; 12 kickoff returns for 271 yards (22.6 avg.).

SOPHOMORE (2014 AT TRINITY VALLEY CC): 79 tackles, 1 interception and 15 passes defended.

- 1st-team all-conference.
- Helped team finish with a 12-0 record.

TRUE FRESHMAN (2013 AT TRINITY VALLEY CC): 45 tackles, 1 interception and 12 passes defended.

HIGH SCHOOL (NORTH SHORE HS – GALENA PARK, TEXAS)

- Also competed in track and field.
- Was an all-state performer in the long jump and 100 meters his senior year.

SENIOR (2012): 2nd-team all-district.

OFF THE FIELD

COMMUNITY:

- In 2019, volunteered at the annual Dolphins holiday gift event through Football Unites and spent time with the 200 members of South Florida families.
- Helped distribute 500 Thanksgiving meals purchased through player donations to local South Florida families.

PERSONAL:

- **MAJOR:** Kinesiology and health.

JAMAL PERRY'S NFL REGULAR SEASON STATS

YEAR	TEAM	GP	GS	TACKLES					INTERCEPTIONS					FUMBLES	
				TOT	SOLO	ASST	SK	YDS	INT	YDS	LG	TD	PD	FF	FR
2019	MIAMI	14	6	53	35	18	0.0	0.0	1	0	0	0	6	0	0
2020	MIAMI	13	1	19	12	7	0.0	0.0	0	0	0	0	1	0	0
NFL TOTALS		27	7	72	47	25	0.0	0.0	1	0	0	0	7	0	0

ADDITIONAL STATS

Special Teams Tackles: 5 in 2019, 6 in 2020 for total of 11.

SINGLE-GAME CAREER HIGHS

Tackles: 10 vs. Buffalo, 11/17/19
Interceptions: 1 vs. N.Y. Jets, 11/3/19
Passes Defended: 3 at Pittsburgh, 10/28/19



10 MALCOLM PERRY

RUNNING BACK/WIDE RECEIVER // 5-10 // 190 // NAVY '20
ACQUIRED: D7, '20
HOMETOWN: CLARKSVILLE, TENN. // BORN: 4/19/97
NFL: SECOND SEASON // DOLPHINS: SECOND SEASON

NFL CAREER

TRANSACTIONS:

- 7th-round pick (246th overall) by Miami in the 2020 NFL Draft.

CAREER HIGHLIGHTS:

- Played in 9 career games with 2 starts.
- 9 receptions for 92 yards (10.2 avg.) and 1 TD.
- 3 carries for 5 yards (1.7 avg.).

2020 (MIAMI):

- Played in 9 games with 2 starts.

- Inactive for 7 games.
- 9 receptions for 92 yards (10.2 avg.) and 1 TD.
- 3 carries for 5 yards (1.7 avg.).
- VS. L.A. RAMS (11/1):** 1 reception for 10 yards; 1 carry for -5 yards.
- Started in his NFL debut.
- VS. L.A. CHARGERS (11/15):** 2 receptions for 21 yards (10.5 avg.); 1 carry for 6 yards.
- AT BUFFALO (1/3):** 1 reception for 25 yards and 1 TD.
- Caught a 25-yard TD pass from QB Tua Tagovailoa in the 4th quarter.
- It was his 1st NFL touchdown.

BEFORE THE NFL

COLLEGE (NAVY):

- 4-year letterman (2016-19) and 3-year starter.

CAREER: Played in 41 games with 38 starts – 21 at quarterback and 17 at slot back.

- His 4,359 career rushing yards ranked 2nd in school history.
- Became the 3rd player in school history to rush for at least 4,000 career yards.
- His 21 career 100-yard rushing performances rank 2nd in school history.
- His 6 career 200-yard rushing performances were a school record.
- His 5,320 all-purpose yards were 2nd in school history.

SENIOR (2019): Started all 13 games at quarterback; 48-of-86 passing (55.8 pct.) for 1,084 yards and 7 TDs; 295 carries for 2,017 yards (6.8 avg.) and 21 TDs.

- His 2,017 rushing yards were an FBS record for QBs.
- His 2,017 rushing yards broke a single-season school record.
- Became the only QB in FBS to rush for more than 2,000 yards in a season.
- Became the 2nd player in school history to rush for 1,000 yards in 3 different seasons.
- Rushed for 100+ yards in 10 consecutive games, a school record.
- Set a school record with 3 different 200+ yard rushing games in the same season.
- His 3,044 yards of total offense were a single-season school record.
- American Athletic Conference Offensive Player of the Year.
- Eastern College Athletic Conference Offensive Player of the Year.
- Team Offensive MVP.
- 4th-team All-America.

- Voted a team captain.

JUNIOR (2018): Started all 13 games – 8 at slot back and 5 at quarterback; 9-of-25 passing (36.0 pct.) for 222 yards and 2 TDs; 172 carries for 1,087 yards (6.3 avg.) and 7 TDs; 9 receptions for 167 yards (18.6 avg.) and 1 TD; 7 kickoff returns for 173 yards (24.7 avg.).

- His 1,087 rushing yards led the team.
- Became 5th player in school history to rush for 1,000+ yards in back-to-back seasons.
- 1st-team All-East.

SOPHOMORE (2017): Started 12 games – 9 at slot back and 3 at quarterback; 10f-2 passing (50.0 pct.) for 5 yards and 1 TD; 138 carries for 1,182 yards (8.6 avg.) and 11 TDs; 13 receptions for 303 yards (23.3 avg.) and 2 TDs; 13 kickoff returns for 318 yards (24.5 avg.).

TRUE FRESHMAN (2016): Played in 3 games; 9 carries for 73 yards (8.1 avg.) and 1 TD.

HIGH SCHOOL (NAVAL ACADEMY PREPARATORY SCHOOL – NEWPORT, R.I.)

- Attended the Naval Academy Prep School following high school graduation from Kenwood HS.

SENIOR (2014 AT KENWOOD HS):

- All-state.
- All-Area Player of the Year.
- District 10 MVP.

JUNIOR (2013 AT KENWOOD HS):

- All-state.

OFF THE FIELD

PERSONAL:

- His parents, Malcolm and Bonny Perry, both served in the Army.
- His service assignment with the Navy is Marine Corps Ground.
- **MAJOR:** Quantitative economics.

MALCOLM PERRY'S NFL REGULAR SEASON STATS

YEAR	TEAM	GP	GS	RECEIVING					ATT	RUSHING			
				REC	YDS	AVG	LG	TD		YDS	AVG	LG	TD
2020	MIAMI	9	2	9	92	10.2	25t	1	3	5	1.7	6	0
NFL TOTALS		9	2	9	92	10.2	25t	1	3	5	1.7	6	0

MALCOLM PERRY'S NFL REGULAR SEASON RETURNING STATS


YEAR	TEAM	KICKOFF RETURN					PUNT RETURN					
		KR	YDS	AVG	LG	TD	PR	FC	YDS	AVG	LG	TD
2020	MIAMI	0	0	0	0.0	0	1	1	12	12.0	0	0
NFL TOTALS		0	0	-	0.0	0	1	1	12	12.0	0	0

SINGLE-GAME CAREER HIGHS

Receptions:	3	at Denver, 11/22/20
Receiving Yards:	25	at Buffalo, 1/3/21
Longest Rec.:	25t	at Buffalo, 1/3/21
Receiving TDs:	1	at Buffalo, 1/3/21

2020 GAME-BY-GAME STATS (MIAMI)

DATE	OPPONENT	P/S	REC	YDS	AVG	LG	TD
09/13	at New England						INACTIVE
09/20	BUFFALO						INACTIVE
09/24	at Jacksonville						INACTIVE
10/04	SEATTLE						INACTIVE
10/11	at San Francisco						INACTIVE
10/18	N.Y. JETS						INACTIVE
11/01	L.A. RAMS	1/1	1	10	10.0	10	0
11/08	at Arizona	1/0	0	0	0.0	0	0
11/15	L.A. CHARGERS	1/0	2	21	10.5	13	0
11/22	at Denver	1/0	3	23	7.7	12	0
11/29	at N.Y. Jets	1/1	1	8	8.0	8	0
12/06	CINCINNATI						INACTIVE
12/13	KANSAS CITY	1/0	1	5	5.0	5	0
12/20	NEW ENGLAND	1/0	0	0	0.0	0	0
12/26	at Las Vegas	1/0	0	0	0.0	0	0
01/03	at Buffalo	1/0	1	25	25.0	25t	1
2020 TOTALS		9/2	9	92	10.2	25t	1



69

DURVAL QUEIROZ NETO

GUARD // 6-4 // 330
ACQUIRED: FA, '19 (IPP)
HOMETOWN: DIAMANTINO, BRAZIL // BORN: 8/27/92
NFL: FIRST SEASON // DOLPHINS: FIRST SEASON

NFL CAREER

TRANSACTIONS:

- Allocated to Miami on April 8, 2019 via the International Player Pathway Program.

2020 (MIAMI):

- Spent the season on Miami's practice squad.

2019 (MIAMI):

- Spent the season on Miami's practice squad.

BEFORE THE NFL

BRAZIL:

2018 (GALO FUTBOL AMERICANO): Played in 3 games; 16 tackles, 4 sacks and 2 forced fumbles.

- Helped his team win the national championship.

2017 (CUIABA ARSENAL): Played in 9 games; 31 tackles, 9.5 sacks and 3 forced fumbles; 4 blocked extra points, 1 blocked field goal and 1 blocked punt.

- Won the Salao Oval Award, given to the nation's top defensive lineman.
- Helped team win the conference championship.
- Selected to the Brazilian National Team.

2016 (CUIABA ARSENAL):

- Helped team win the state championship and conference championship.
- Helped lead team to national semifinal.
- Selected to the Brazilian National Team.

2015 (CUIABA ARSENAL):

- Helped team win the state championship.
- Helped lead team to national semifinal.

OFF THE FIELD

COMMUNITY:

- In 2019, volunteered with Football Unites programs including packing food with Feeding South Florida, a police ride along with the Broward Sheriff's Office and the annual holiday gift event for 200 members of South Florida families.

PERSONAL:

- PRONUNCIATION:** Last name is pronounced KEY-ay-rose NAY-toh.
- Was a judo champion prior to playing football.



96 TYSHUN RENDER

DEFENSIVE END // 6-4 // 245 // MIDDLE TENNESSEE STATE '20
 ACQUIRED: FA, '20
 HOMETOWN: NEWNAN, GA. // BORN: 3/28/97
 NFL: SECOND SEASON // DOLPHINS: SECOND SEASON

NFL CAREER

TRANSACTIONS:

- Signed to Miami's practice squad on Sept. 6, 2020.
- Waived by Miami on Sept. 5, 2020.
- Signed by Miami as an undrafted college free agent on April 29, 2020.

2020 (MIAMI):

- Played in 1 game.
- Dressed but did not play in 1 game.
- Elevated to the active roster for 2 games.

BEFORE THE NFL

COLLEGE (MIDDLE TENNESSEE STATE):

- 4-year letterman (2016-19) and 1-year starter.

CAREER: Played in all 51 games with 19 starts; 119 tackles (73 solo), 6.5 sacks, 1 interception, 8 passes defended, 3 forced fumbles and 3 fumble recoveries.

SENIOR (2019): Started all 12 games; 49 tackles (36 solo), 3.5 sacks, 1 interception, 6 passes defended, 2 forced fumbles and 2 fumble recoveries.

JUNIOR (2018): Played in all 13 games with 3 starts; 25 tackles (13 solo), 2.5 sacks, 1 pass defended, 1 forced fumble and 1 fumble recovery.

SOPHOMORE (2017): Played in all 13 games with 4 starts; 26 tackles (14 solo) and 0.5 sacks.

REDSHIRT FRESHMAN (2016): Played in all 13 games; 19 tackles (10 solo) and 1 pass defended.

- Conference USA All-Freshman team.
- Redshirted in 2015.

HIGH SCHOOL (WESTLAKE HS – ATLANTA, GA.)

- Also played tight end.
- Also lettered in basketball.

SENIOR (2014): 55 tackles and 9 sacks.

- 1st-team all-region on defense.
- 2nd-team all-region on offense.

OFF THE FIELD

PERSONAL:

- **MAJOR:** Leisure, sport and tourism.

TYSHUN RENDER'S NFL REGULAR SEASON STATS

YEAR	TEAM	GP	GS	TACKLES					INTERCEPTIONS					FUMBLES		
				TOT	SOLO	ASST	SK	YDS	INT	YDS	LG	TD	PD	FF	FR	
2020	MIAMI	1	0	0	0	0	0.0	0.0	0	0	-	0	0	0	0	0
NCAA TOTALS		1	0	0	0	0	0.0	0.0	0	0	-	0	0	0	0	0

DOLPHINS FATHER-SON COMBINATIONS

There have been three father-son coaching tandems in Dolphins history. The most recent was offensive line coach Jeremiah Washburn, who coached alongside his father, Jim Washburn, in 2016. The elder Washburn served as senior defensive assistant/pass rush specialist in 2016. Earlier, both Dave Shula (1982-88) and Mike Shula (1991-92, 2000-02) coached under their father, Don, while Tony Sparano Jr. spent one season (2011) under his father, Tony Sparano, who was head coach of the Dolphins from 2008-11.

In 2005, DT Randy Crowder (1974-76) and LB Channing Crowder (2005-10) became the third father-son combination to play for the Dolphins in franchise history. They joined the Barbers, which included linebacker Rudy (1968) and fullback Kantrioy (1999), and the Grieses, which consisted of Bob (1967-80) and Brian (2003), both quarterbacks. The Crowders were the first father-son tandem to both be drafted by the Dolphins, as Randy was taken in the sixth round in 1974 and Channing was selected in the third round in 2005. In addition, quarterback George Wilson, Jr., played with the Dolphins in 1966 under his father, George, Sr., who was the team's head coach.



DUKE RILEY

LINEBACKER // 6-1 // 230 // LSU '17
 ACQUIRED: UFA, '21 (PHI.)
 HOMETOWN: BURAS, LA. // BORN: 8/9/94
 NFL: FIFTH SEASON // DOLPHINS: FIRST SEASON

NFL CAREER

TRANSACTIONS:

- Signed by Miami as an unrestricted free agent from Philadelphia on March 22, 2021.
- Traded from Atlanta to Philadelphia on Oct. 1, 2019.
- 3rd-round pick (75th overall) by Atlanta in the 2017 NFL Draft.

CAREER HIGHLIGHTS:

- Played in 57 career games with 24 starts.
- 132 tackles (78 solo), 0.5 sacks, 1 interception, 3 passes defended, 1 forced fumble and 1 fumble recovery.
- Appeared in 3 postseason games – 2 with Atlanta and 1 with Philadelphia.

2020 (PHILADELPHIA):

- Played in 13 games with 8 starts.
- Inactive for 2 games.
- Missed 1 game after being placed on injured reserve on Jan. 1.
- 46 tackles (25 solo), 0.5 sacks, 1 interception, 1 pass defended and 1 forced fumble.
- 9 special teams tackles (5 solo).

AT WASHINGTON (9/13): 6 tackles (3 solo) and 0.5 sacks.

- Split a sack with DE Genard Avery of QB Dwayne Haskins in the 4th quarter.

AT PITTSBURGH (10/11): 12 tackles (7 solo) and 1 forced fumble; 1 assisted special teams tackle.

- Forced a TE Eric Ebron fumble on 3rd-and-21 in the 4th quarter that was recovered by CB Cre'Von LeBlanc.

VS. NEW ORLEANS (12/13): 6 tackles (4 solo), 1 interception and 1 pass defended.

- Intercepted a QB Taysom Hill pass intended for RB Alvin Kamara in the 2nd quarter.

2019 (ATLANTA/PHILADELPHIA):

- Played in 12 games with Philadelphia.
- 5 solo tackles and 1 fumble recovery with Philadelphia.
- 10 special teams tackles (8 solo) with Philadelphia.
- Traded from Atlanta to Philadelphia on Oct. 1.
- Played in 4 games with Atlanta.

VS. CHICAGO (11/3): 1 solo tackle and 1 fumble recovery; 1 solo special teams tackle.

- Recovered a punt fumbled by TE Adam Shaheen in the 4th quarter.

AT MIAMI (12/1): 2 solo tackles; 1 solo special teams tackle.

VS. N.Y. GIANTS (12/9): 1 solo tackle; 1 solo special teams tackle.

POSTSEASON:

NFC WILD CARD VS. SEATTLE (1/5): 1 solo special teams tackle.

2018 (ATLANTA):

- Played in all 16 games with 10 starts.
- 57 tackles (36 solo) and 2 passes defended.
- 3 special teams tackles (1 solo).

VS. CAROLINA (9/16): 9 tackles (6 solo).

VS. NEW ORLEANS (9/23): 13 tackles (9 solo).

VS. TAMPA BAY (10/14): 4 tackles (3 solo) and 1 pass defended.

2017 (ATLANTA):

- Played in 12 games with 6 starts.
- Inactive for 4 games.
- 24 tackles (12 solo).
- 6 special teams tackles (3 solo).

AT CHICAGO (9/10): 5 tackles (3 solo); 1 assisted special teams tackle.

VS. GREEN BAY (9/17): 5 tackles (3 solo).

VS. MIAMI (10/15): 6 tackles (1 solo).

POSTSEASON:

NFC WILD CARD AT L.A. RAMS (1/6): 1 solo tackle; 1 solo special teams tackle.

NFC DIVISIONAL AT PHILADELPHIA (1/13): 1 solo tackle.

BEFORE THE NFL

COLLEGE (LSU):

- 4-year letterman (2013-16) and 1-year starter.

CAREER: Played in all 50 games with 13 starts; 144 tackles (59 solo), 1.5 sacks, 1 interception 2 passes defended and 2 fumble recoveries.

SENIOR (2016): Started all 12 games; 93 tackles (40 solo), 1.5 sacks, 1 interception, 2 passes defended and 1 fumble recovery.

- His 93 tackles led the team.
- Team MVP.
- Team captain.

JUNIOR (2015): Played in all 12 games; 24 tackles (12 solo).

SOPHOMORE (2014): Played in all 13 games with 1 start; 20 tackles (6 solo) and 1 fumble recovery.
TRUE FRESHMAN (2013): Played in all 13 games; 7 tackles (1 solo).

HIGH SCHOOL (JOHN CURTIS CHRISTIAN SCHOOL – RIVER RIDGE, LA.)

• Also lettered in baseball and track and field.
SENIOR (2012): 124 tackles.

- All-state.
 - Class 2A Most Outstanding Defensive Player.
 - Helped his team win a state championship.
- JUNIOR (2011):**
- Helped his team win a state championship.

OFF THE FIELD

PERSONAL:

- **MAJOR:** Sport administration.

DUKE RILEY'S NFL REGULAR SEASON STATS

YEAR	TEAM	GP	GS	TACKLES					INTERCEPTIONS					FUMBLES		
				TOT	SOLO	ASST	SK	YDS	INT	YDS	LG	TD	PD	FF	FR	
2017	ATLANTA	12	6	24	12	12	0.0	0.0	0	0	0	0	0	0	0	0
2018	ATLANTA	16	10	57	36	21	0.0	0.0	0	0	0	0	2	0	0	0
2019	ATLANTA	4	0	0	0	0	0.0	0.0	0	0	-	0	0	0	0	0
	PHILADELPHIA	12	0	5	5	0	0.0	0.0	0	0	-	0	0	0	1	0
2020	PHILADELPHIA	13	8	46	25	21	0.5	0.0	1	7	7	0	1	1	1	0
NFL TOTALS		57	24	132	78	54	0.5	0.0	1	7	7	0	3	1	1	

DUKE RILEY'S NFL PLAYOFF STATS

YEAR	TEAM	GP	GS	TACKLES					INTERCEPTIONS					FUMBLES		
				TOT	SOLO	ASST	SK	YDS	INT	YDS	LG	TD	PD	FF	FR	
2017	ATLANTA	2	0	2	2	0	0.0	0.0	0	0	0	0	0	0	0	0
2019	PHILADELPHIA	1	0	0	0	0	0.0	0.0	0	0	0	0	0	0	0	0
NFL TOTALS		3	0	2	2	0	0.0	0.0	0	0	0	0	0	0	0	0

ADDITIONAL STATS

Special Teams Tackles: (Atlanta) 6 in 2017 (P-1), 3 in 2018, (Philadelphia) 9 in 2019 (P-1), 9 in 2020 for total of 27 (P-2).

SINGLE-GAME CAREER HIGHS

- Tackles:** 13 vs. New Orleans, 9/23/18
- Sacks:** 0.5 at Washington, 9/13/20
- Interceptions:** 1 vs. New Orleans, 12/13/20
- Passes Defensed:** 1 3 times, last: vs. New Orleans, 12/13/20
- Forced Fumbles:** 1 at Pittsburgh, 10/11/20
- Fumble Recoveries:** 1 vs. Chicago, 11/3/19



52 **ELANDON ROBERTS**

LINEBACKER // 6-1 // 238 // HOUSTON '16
 ACQUIRED: UFA, '20 (NE)
 HOMETOWN: PORT ARTHUR, TEXAS // BORN: 4/22/94
 NFL: SIXTH SEASON // DOLPHINS: SECOND SEASON

NFL CAREER

TRANSACTIONS:

- Signed by Miami as an unrestricted free agent from New England on March 21, 2020.
- 6th-round pick (214th overall) by New England in the 2016 NFL Draft.

CAREER HIGHLIGHTS:

- Played in 73 career games with 44 starts.
- 263 tackles (151 solo), 5.5 sacks, 6 passes defensed, 2 forced fumbles and 2 fumble recoveries.
- 4 special teams tackles (1 solo).

- 1 kickoff return for 13 yards.
- Appeared in 10 postseason games with 7 starts.
- Won Super Bowls LI and LIII with New England.

2020 (MIAMI):

- Played in 13 games with 11 starts.
- Inactive for 2 games.
- Missed the rest of the season after being placed on injured reserve on Dec. 31, 2020.
- 61 tackles (33 solo), 1.5 sacks, 1 forced fumble and 1 fumble recovery.
- 1 kickoff return for 13 yards.
- Served as a team captain.
- Member of the team's Social Impact Committee.

AT SAN FRANCISCO (10/11): 1 solo tackle and 1 sack.

- Sacked QB Jimmy Garoppolo for a loss of 8 yards in the 1st quarter.

AT N.Y. JETS (11/29): 5 tackles (1 solo) and 0.5 sacks.

- Split a sack with LB Jerome Baker of QB Sam Darnold in the 4th quarter.

VS. NEW ENGLAND (12/20): 9 tackles (5 solo) and 1 fumble recovery.

- Recovered a WR Jakobi Meyers fumble forced by CB Xavien Howard in the 3rd quarter.

HONORS:

- Won the Nat Moore Community Service Award as part of the team's Social Impact Committee.

2019 (NEW ENGLAND):

- Played in all 16 games with 3 starts.
- 28 tackles (18 solo), 1 sack and 1 pass defended.
- 1 assisted special teams tackle.
- 1 reception for 38 yards and 1 TD.
- Served as a season-long team captain.
- Helped the defense lead the NFL in fewest total yards allowed per game (275.9) and points allowed per game (14.1).

AT MIAMI (9/15): 5 tackles (3 solo).

AT PHILADELPHIA (11/17): 1 solo tackle and 1 sack.

- Sacked QB Carson Wentz in the 2nd quarter.

VS. MIAMI (12/29): 1 solo tackle; 1 reception for 38 yards and 1 TD.

- Caught a 38-yard TD pass from QB Tom Brady in the 3rd quarter.
- It was his 1st career TD.
- Became just the 3rd defensive player in Patriots history to score an offensive TD.

POSTSEASON:

AFC WILD CARD VS. TENNESSEE (1/4): 2 tackles (1 solo)

2018 (NEW ENGLAND):

- Played in all 16 games with 11 starts.
- 63 tackles (30 solo), 1 sack and 4 forced fumbles.
- 2 special teams tackles.

AT DETROIT (9/23): 7 tackles (4 solo).

VS. KANSAS CITY (10/14): 7 tackles (2 solo) and 1 pass defended.

AT TENNESSEE (11/11): 6 tackles (4 solo) and 1 sack.

- Sacked QB Marcus Mariota in the 2nd quarter.

POSTSEASON:

AFC DIVISIONAL VS. L.A. CHARGERS (1/13): 3 tackles (2 solo).

AFC CHAMPIONSHIP AT KANSAS CITY (1/20): 3 solo tackles.

SUPER BOWL LIII VS. L.A. RAMS (2/3): 1 solo tackle.

2017 (NEW ENGLAND):

- Played in 15 games with 14 starts.
- Inactive for 1 game.
- 67 tackles (45 solo), 2 sacks, 1 pass defended and 1 fumble recovery.

VS. HOUSTON (9/24): 9 tackles (6 solo).

VS. CAROLINA (10/1): 5 tackles (4 solo) and 1

fumble recovery.

- Recovered a fumble by RB Jonathan Stewart in the 3rd quarter.

VS. MIAMI (11/26): 4 tackles (3 solo) and 2 sacks.

- Sacked QB Matt Moore in the 3rd quarter.
- Sacked QB Matt Moore again in the 4th quarter.

POSTSEASON:

AFC DIVISIONAL VS. TENNESSEE (1/13): 2 solo tackles.

AFC CHAMPIONSHIP VS. JACKSONVILLE (1/21): 7 tackles (3 solo).

SUPER BOWL LII VS. PHILADELPHIA (2/4): 6 tackles (2 solo).

2016 (NEW ENGLAND):

- Played in 13 games with 5 starts.
- Dressed but did not play in 1 game.
- Inactive for 2 games.
- 44 tackles (25 solo) and 1 forced fumble.

AT CLEVELAND (10/9): 7 tackles (6 solo).

VS. N.Y. JETS (12/24): 11 tackles (5 solo) and 1 forced fumble.

- Forced a fumble by RB Khiri Robinson in the 2nd quarter and it was recovered by CB Malcolm Butler.

AT MIAMI (1/1): 7 tackles (6 solo).

POSTSEASON:

AFC DIVISIONAL VS. HOUSTON (1/14): 3 tackles (1 solo).

AFC CHAMPIONSHIP VS. PITTSBURGH (1/22): 2 solo tackles.

SUPER BOWL LI VS. ATLANTA (2/5): 2 solo tackles.

BEFORE THE NFL

COLLEGE (HOUSTON):

- 3-year letterman (2013-15) and 1-year starter (2015).
- Transferred from Morgan State University following his freshman season (2012).

CAREER (AT HOUSTON): Played in 34 games with 14 starts; 175 tackles (109 solo), 7 sacks, 1 interception, 6 passes defended and 2 forced fumbles.

SENIOR (2015 AT HOUSTON): Started all 14 games; 142 tackles (88 solo), 6 sacks, 1 interception, 6 passes defended and 2 forced fumbles.

- His 88 solo tackles led the nation.
- His 142 total tackles led the AAC and ranked 4th in the nation.
- 1st-team All-AAC.
- Team captain.

JUNIOR (2014 AT HOUSTON): Played in 11 games; 26 tackles (17 solo) and 1 sack.

SOPHOMORE (2013 AT HOUSTON): Played in 8 games; 7 tackles (4 solo).

TRUE FRESHMAN (2012 AT MORGAN STATE): Started all 11 games; 107 tackles (59 solo), 2 sacks, 1 interception and 3 passes defended.

- His 107 tackles ranked 2nd in school history.
- Finalist for the Jerry Rice Award (nation's top FCS freshman).
- 2nd-team All-MEAC.

HIGH SCHOOL (MEMORIAL HS – PORT ARTHUR, TEXAS)

- Also lettered in track and field.

SENIOR (2011):

- 1st-team all-district.

OFF THE FIELD

COMMUNITY:

- In 2020, helped establish the Social Impact Committee to make a difference in civic engagement, education and economic empowerment.

PERSONAL:

- **MAJOR:** Sociology.

ELANDON ROBERTS' NFL REGULAR SEASON STATS

YEAR	TEAM	GP	GS	TACKLES					INTERCEPTIONS					FUMBLES	
				TOT	SOLO	ASST	SK	YDS	INT	YDS	LG	TD	PD	FF	FR
2016	NEW ENGLAND	13	5	44	25	19	0.0	0.0	0	0	0	0	0	1	0
2017	NEW ENGLAND	15	14	67	45	22	2.0	13.0	0	0	0	0	1	0	1
2018	NEW ENGLAND	16	11	63	30	33	1.0	7.0	0	0	0	0	4	0	0
2019	NEW ENGLAND	16	3	28	18	10	1.0	11.0	0	0	0	0	1	0	0
2020	MIAMI	13	11	61	33	28	1.5	11.5	0	0	0	0	0	1	1
NFL TOTALS		73	44	263	151	112	5.5	42.5	0	0	0	0	6	2	2

ELANDON ROBERTS' NFL POSTSEASON STATS

YEAR	TEAM	GP	GS	TACKLES					INTERCEPTIONS					FUMBLES	
				TOT	SOLO	ASST	SK	YDS	INT	YDS	LG	TD	PD	FF	FR
2016	NEW ENGLAND	3	2	7	5	2	0.0	0.0	0	0	0	0	0	0	0
2017	NEW ENGLAND	3	3	15	7	8	0.0	0.0	0	0	0	0	0	0	0
2018	NEW ENGLAND	3	1	7	6	1	0.0	0.0	0	0	0	0	0	0	0
2019	NEW ENGLAND	1	1	2	1	1	0.0	0.0	0	0	0	0	0	0	0
NFL TOTALS		10	7	31	19	12	0.0	0.0	0	0	0	0	0	0	0

ADDITIONAL STATS


Special Teams Tackles: 1 in 2016, 2 in 2018, 1 in 2019 for total of 4.

Receiving: 1 for 38 yards and 1 TD in 2019.

Kickoff Returns: 1 for 13 yards in 2020.

SINGLE-GAME CAREER HIGHS

Tackles:	11	vs. N.Y. Jets, 12/24/16
Sacks:	2	vs. Miami, 11/26/17
Passes Defensed:	1	6 times, last: at Washington, 10/6/19
Forced Fumbles:	1	vs. N.Y. Jets, 12/24/16
Fumble Recovery:	1	Twice, last: vs. New England, 12/20/20



21

ERIC ROWE

SAFETY // 6-1 // 205 // UTAH '15
ACQUIRED: UFA, '19 (NE)
HOMETOWN: KLEIN, TEXAS // BORN: 10/3/92
NFL: SEVENTH SEASON // DOLPHINS: THIRD SEASON

NFL CAREER

TRANSACTIONS:

- Signed by Miami as an unrestricted free agent from New England on March 14, 2019.
- Traded from Philadelphia to New England on Sept. 7, 2016.
- 2nd-round pick (47th overall) by Philadelphia in the 2015 NFL Draft.

CAREER HIGHLIGHTS:

- Played in 69 career games with 46 starts.
- 252 tackles (186 solo), 5 interceptions, 35 passes defensed, 1 forced fumble and 1 fumble recovery; 1 interception return for a TD.
- 2 special teams tackles (1 solo).
- Intercepted Patriots QB Tom Brady and returned it 35 yards for a TD on Dec. 29, 2019 – it was just the 15th pick-six thrown by Brady in his career and only the 5th at Gillette Stadium.
- Won Super Bowl LI and LIII with New England.

2020 (MIAMI):

- Played in all 16 games with 14 starts.
- 91 tackles (66 solo), 2 interceptions, 11 passes defended and 1 fumble recovery.

VS. L.A. RAMS (11/1): 7 tackles (5 solo), 1 interception and 5 passes defended.

- Intercepted QB Jared Goff in the 2nd quarter and returned it 4 yards.
- His 5 passes defended were the most by a Dolphins player since CB Xavien Howard had 5 on Dec. 3, 2017 vs. Denver.

AT DENVER (11/22): 10 tackles (7 solo) and 1 fumble recovery.

- Recovered a RB Melvin Gordon III fumble forced by LB Andrew Van Ginkel in the 4th quarter.

VS. KANSAS CITY (12/13): 7 tackles (6 solo), 1 interception and 2 passes defended.

- Intercepted QB Patrick Mahomes in the 1st quarter.

2019 (MIAMI):

- Played in 16 games with 15 starts.
- 81 tackles (54 solo), 1 interception, 8 passes defended and 1 forced fumble; 1 interception return for a TD.

VS. BALTIMORE (9/8): 11 tackles (9 solo).

- Made Dolphins debut.

AT N.Y. JETS (12/8): 9 tackles (5 solo) and 1 forced fumble.

- It was his 50th career game.

AT NEW ENGLAND (12/29): 5 tackles (4 solo), 1 interception and 1 pass defended; 1 interception return for a TD.

- Intercepted QB Tom Brady in the 2nd quarter, returning it 35 yards for a TD. It was his 1st career pick-six. It was the 1st pick-six thrown by Brady since Dec. 24, 2017 vs. Buffalo, the 15th of his career and 5th at Gillette Stadium.

2018 (NEW ENGLAND):

- Played in 4 games with 2 starts.
- Inactive for 4 games.
- Missed the final 8 games after being placed on injured reserve on Oct. 31.
- 10 tackles (9 solo) and 1 pass defended.

VS. HOUSTON (9/9): 4 tackles (3 solo) and 1 pass defended.

AT JACKSONVILLE (9/16): 3 solo tackles.

2017 (NEW ENGLAND):

- Played in 8 games with 3 starts.
- Inactive for 8 games.
- 14 tackles (13 solo) and 2 passes defended.
- 1 special teams tackle.

AT NEW ORLEANS (9/17): 3 solo tackles; 1 special teams tackle.

AT MIAMI (12/11): 2 solo tackles.

AT PITTSBURGH (12/17): 5 solo tackles and 1 pass defended.

POSTSEASON:

AFC DIVISIONAL VS. TENNESSEE (1/13): 5 tackles (4 solo).

AFC CHAMPIONSHIP VS. JACKSONVILLE (1/21): 4 tackles (3 solo) and 1 pass defended.

SUPER BOWL LII VS. PHILADELPHIA (2/4): 4 solo tackles and 2 passes defended.

2016 (NEW ENGLAND/PHILADELPHIA):

- Played in 9 games with 7 starts with New England.
- 26 tackles (20 solo), 1 interception and 8 passes defended.
- Traded to New England on Sept. 7.

- Spent the offseason and training camp with Philadelphia.

AT PITTSBURGH (10/23): 6 tackles (5 solo) and 1 pass defended.

AT N.Y. JETS (11/27): 5 tackles (3 solo) and 1 pass defended.

VS. N.Y. JETS (12/24): 3 tackles (1 solo), 1 interception and 2 passes defended.

- Picked off QB Ryan Fitzpatrick in the 2nd quarter.

POSTSEASON:

AFC DIVISIONAL VS. HOUSTON (1/14): 3 solo tackles.

AFC CHAMPIONSHIP VS. PITTSBURGH (1/22): 4 tackles (3 solo), 1 interception and 2 passes defended.

- Intercepted QB Ben Roethlisberger in the 4th quarter and returned it 37 yards.

SUPER BOWL LI VS. ATLANTA (1/22): 4 tackles (3 solo) and 1 pass defended.

- Won his 1st Super Bowl.

2015 (PHILADELPHIA):

- Played in all 16 games with 5 starts.
- 30 tackles (24 solo), 1 interception and 5 passes defended.
- 1 assisted special teams tackle.

AT ATLANTA (9/14): Played but did not record any stats.

- Made his NFL debut.

AT N.Y. JETS (9/27): 1 solo tackle, 1 interception and 2 passes defended; 1 assisted special teams tackle.

- Picked off QB Ryan Fitzpatrick in the 3rd quarter for his 1st career interception.

AT NEW ENGLAND (12/6): 3 solo tackles.

- Made his 1st career start.

BEFORE THE NFL

COLLEGE (UTAH):

- 4-year starter (2011-14).

CAREER: Played in 47 games with 45 starts; 261 tackles (158 solo), 1.5 sacks, 3 interceptions, 36 passes defended, 3 fumble recoveries and 1 blocked kick; 1 interception return for a TD.

SENIOR (2014): Played in 12 games with 10 starts – 9 at corner and 1 at safety; 59 tackles (42 solo), 1 interception, 14 passes defended, 1 fumble recovery and 1 blocked kick.

- Honorable mention All-Pac-12
- Returned 1 interception for a TD.
- His 14 passes defended tied for 2nd in the Pac-12.

JUNIOR (2013): Started all 12 games at safety; 69 tackles (42 solo), 0.5 sacks and 7 passes defended.

- His 69 tackles tied for 3rd on the team.

SOPHOMORE (2012): Started 10 games at safety; 64 tackles (39 solo), 1 interception, 6 passes defended and 1 fumble recovery.

- Honorable mention All-Pac-12.
- His 64 tackles ranked 2nd on the team.

TRUE FRESHMAN (2011): Started all 13 games at safety; 69 tackles (35 solo), 1 sack, 1 interception, 9 passes defended and 1 fumble recovery.

- Freshman All-American.
- His 69 tackles ranked 4th on the team.

HIGH SCHOOL (KLEIN HS – KLEIN, TEXAS)

- Also competed in basketball and track.

CAREER: 207 tackles, 9 interceptions, 4 forced fumbles; 3 blocked punts and 2 kickoff returns for TDs.

SENIOR (2010):

- All-state honorable mention.
- 1st-team all-district.
- 1st-team all-Texas defense.
- Served as a team captain.

JUNIOR (2009):

- 3rd-team all-state.
- 1st-team all-area.
- 2nd-team all-district.

OFF THE FIELD

COMMUNITY:

- In 2019, volunteered at the annual Dolphins holiday gift event through Football Unites and spent time with the 200 members of South Florida families.
- Helped distribute 500 Thanksgiving meals purchased through player donations to local South Florida families.
- Spent time with 80 local youth from the His House Children's Home, a Miami Gardens foster care residential facility, and shopped for back-to-school shoes at DSW Designer Shoe Warehouse.

PERSONAL:

- **MAJOR:** Business.

ERIC ROWE'S NFL REGULAR SEASON STATS

YEAR	TEAM	GP	GS	TACKLES				SK	YDS	INTERCEPTIONS				FUMBLES	
				TOT	SOLO	ASST	INT			YDS	LG	TD	PD	FF	FR
2015	PHILADELPHIA	16	5	30	24	6	0.0	0.0	1	0	0	0	5	0	0
2016	NEW ENGLAND	9	7	26	20	6	0.0	0.0	1	0	0	0	8	0	0
2017	NEW ENGLAND	8	3	14	13	1	0.0	0.0	0	0	0	0	2	0	0
2018	NEW ENGLAND	4	2	10	9	1	0.0	0.0	0	0	0	0	1	0	0
2019	MIAMI	16	15	81	54	27	0.0	0.0	1	35	35	1	8	1	0
2020	MIAMI	16	14	91	66	25	0.0	0.0	2	26	22	0	11	0	1
NFL TOTALS		69	46	252	186	66	0.0	0.0	5	61	35	1	35	1	1

ERIC ROWE'S NFL PLAYOFF STATS

YEAR	TEAM	GP	GS	TACKLES				SK	YDS	INTERCEPTIONS				FUMBLES	
				TOT	SOLO	ASST	INT			YDS	LG	TD	PD	FF	FR
2016	NEW ENGLAND	3	0	11	9	2	0.0	0.0	1	37	37	0	3	0	0
2017	NEW ENGLAND	3	2	13	11	2	0.0	0.0	0	0	0	0	3	0	0
NFL TOTALS		6	2	24	20	4	0.0	0.0	1	37	37	0	6	0	0

ADDITIONAL STATS

Special Teams Tackles: (Philadelphia) 1 in 2015, (New England) 1 in 2017 for total of 2.

Defensive Touchdown: 35-yard interception return on 12/29/19 at New England.

SINGLE-GAME CAREER HIGHS

- Tackles:** 11 vs. Baltimore, 9/8/19
Interceptions: 1 5 times, last: vs. Kansas City, 12/13/20
Passes Defensed: 5 vs. L.A. Rams, 11/1/20
Forced Fumbles: 1 at N.Y. Jets, 12/8/19
Fumble Recoveries: 1 at Denver, 11/22/20

* AFC Championship game

** Super Bowl LII



JASON SANDERS

KICKER // 5-11 // 197 // NEW MEXICO '18

ACQUIRED: D7B, '18

HOMETOWN: ORANGE, CALIF. // BORN: 11/16/95

NFL: FOURTH SEASON // DOLPHINS: FOURTH SEASON

NFL CAREER

TRANSACTIONS:

- 7th-round pick (229th overall) by Miami in the 2018 NFL Draft.

CAREER HONORS:

- 2020 1st-team All-Pro.
- AFC Special Teams Player of the Week (at Las Vegas, 12/26/20).

- AFC Special Teams Player of the Month (November 2020).
- AFC Special Teams Player of the Month (October 2020).
- AFC Special Teams Player of the Week (at San Francisco, 10/11/20).
- Caught a 1-yard TD pass from P Matt Haack on Dec. 1, 2019, a play dubbed “Mountaineer Shot.” The play won the 2019 NFL Bridgestone Clutch Performance of the Year.
- AFC Special Teams Player of the Month (December 2019).
- AFC Special Teams Player of the Week (vs. Philadelphia, 12/1/19).
- AFC Special Teams Player of the Week (at Indianapolis, 11/10/19).
- 2018 PFWA All-Rookie Team.

CAREER HIGHLIGHTS:

- Played in 48 career games.
- 77-for-89 field goals (86.5 pct.); 100-for-102 extra points (98.0 pct.).
- 1 reception for 1 yard and 1 TD.
- 1 solo special teams tackle.
- Is the franchise’s all-time career leader in field goal percentage:

DOLPHINS ALL-TIME FG% LEADERS (min. 50 att.)				
PLAYER	YRS	FGM	FGA	PCT.
1. JASON SANDERS	2018-20	77	89	86.5
2. Dan Carpenter	2008-12	127	155	81.9
3. Olindo Mare	1997-2006	245	303	80.1
4. Pete Stoyanovich	1989-95	176	222	79.3
5. Caleb Sturgis	2013-14	55	71	77.5

- His 22 consecutive FG streak from 2019-20 is the longest in team history:

MOST CONSECUTIVE FIELD GOALS IN DOLPHINS HISTORY	
PLAYER	CONS. FGs
1. JASON SANDERS (2019-20)	22
Olindo Mare (1999)	19
3. Dan Carpenter (2009)	17
4. Olindo Mare (2000)	16
Garó Yepremian (1978)	16

- His 36 field goals made in 2020 ranked 2nd in the league:

2020 NFL FIELD GOALS MADE LEADERS				
PLAYER	TEAM	FGM	FGA	PCT.
1. Youngbwoe Koo	Atl.	37	39	94.9
2. JASON SANDERS	MIA.	36	39	92.3
3. Greg Zuerlein	LV	34	41	82.9
4. Daniel Carlson	NYG	33	35	94.3
5. Rodrigo Blankenship	Ind.	32	37	86.5

- His 36 field goals made in 2020 are 2nd-best in Dolphins history:

DOLPHINS SINGLE-SEASON FIELD GOALS MADE LEADERS				
PLAYER	YEAR	FGM	FGA	PCT.
1. Olindo Mare	1999	39	46	84.8
2. JASON SANDERS	2020	36	39	92.3
3. Pete Stoyanovich	1991	31	37	83.8
4. Dan Carpenter	2010	30	41	73.2
Pete Stoyanovich	1992	30	37	81.1

- His 92.3 field goal percentage in 2020 is the best in Dolphins history:

DOLPHINS SINGLE-SEASON FG% LEADERS				
PLAYER	YEAR	FGM	FGA	PCT.
1. JASON SANDERS	2020	36	39	92.3
2. Jay Feely	2007	21	23	91.3
Cody Parkey	2017	21	23	91.3
4. Olindo Mare	2001	19	21	90.5
5. Olindo Mare	2000	28	31	90.3
6. JASON SANDERS	2018	18	20	90.0

- Led the NFL with 13 field goals made in December 2019 – the most successful field goals in 1 month by an NFL kicker since December 2018 (Justin Tucker, 14).
- His 90.0 field goal percentage in 2018 was 8th-best in the league and 6th-best in Dolphins history.
- Was 1 of just 4 NFL kickers to appear in all 16 games and miss 2 or fewer field goals in 2018.

2020 (MIAMI):

- Played in all 16 games.
- 36-for-39 field goals (92.3 pct.); 36-for-36 extra points (100.0 pct.).
- His 36 field goals made in 2020 ranked 2nd in the NFL.
- His 92.3 field goal percentage in 2020 set a franchise record.

AT SAN FRANCISCO (10/11):

- 5-for-5 field goals (100.0 pct.); 4-for-4 extra points (100.0 pct.).
- Made FGs from 26, 50, 29, 31 and 49 yards.
- Became the 1st kicker in Dolphins history to have 3 games with at least 5 field goals.

AT ARIZONA (11/8):

- 2-for-2 field goals (100.0 pct.); 4-for-4 extra points (100.0 pct.).
- Made FGs from 50 and 56 yards.
- Became 1st player in team history to make 2 50+ yd. FGs in the same game.
- His 56-yard FG was the 5th-longest in team history.
- Kicked a 50-yard FG with 3:30 remaining that proved to be the game winner.
- Broke K Olindo Mare’s team record of consecutive made field goals with 20.

AT LAS VEGAS (12/26):

- 4-for-4 field goals (100.0 pct.); 2-for-2 extra points (100.0 pct.).
- Made FGs from 37, 39, 22 and 44 yards.
- Hit a 44-yard FG with 0:01 remaining to give Miami a 26-25 win.

HONORS:

- AFC Special Teams Player of the Week (at San Francisco, 10/11).
- AFC Special Teams Player of the Month (October).
- AFC Special Teams Player of the Month (November).
- AFC Special Teams Player of the Week (at Las Vegas, 12/26).
- 1st-team All-Pro.

2019 (MIAMI):

- Played in all 16 games.
- 23-for-30 field goals (76.7 pct.); 29-for-30 extra points (96.7 pct.).

- Led the NFL with 13 field goals made in the month of December – the most successful field goals in 1 month by an NFL kicker since December 2018 (Justin Tucker, 14).

AT INDIANAPOLIS (11/10): 3-for-3 field goals (100.0 pct.); 1-for-1 extra points (100.0 pct.)

- Made the second game-winning kick of his career with a 48-yard FG with 5:45 left in the game to give Miami a 13-12 lead.
- Converted another 48-yard FG with 3:31 remaining to extend Miami's lead to 4 points.
- Also made a 47-yard FG in the 1st quarter.
- Became 1st Dolphins kicker since 1999 (Olindo Mare) to make 3 FGs of 45+ yards in the same game.

VS. PHILADELPHIA (12/1): 1-for-1 field goals (100.0 pct.); 2-for-3 extra points (66.7 pct.); 1 reception for 1 yard and 1 TD.

- Made a 51-yard FG to extend Miami's lead 37-28 with 3:37 remaining in the game.

- Caught a 1-yard TD pass from P Matt Haack on fourth-and-goal in the 2nd quarter to give Miami a 14-13 lead.
- It was the first TD reception of his career.
- He became the first kicker to catch a touchdown in the NFL since Denver's Jim Turner on Oct. 16, 1977.
- The last time an NFL kicker scored a touchdown was Arizona's Jay Feely on a 5-yard rush on Dec. 12, 2010 vs. Denver.

AT N.Y. JETS (12/8): 7-for-8 field goals (87.5 pct.)

- Made FGs from 22, 25, 28, 31, 53, 48 and 37 yards.
- Broke the single-game franchise record of 6 FGs set by K Olindo Mare on Oct. 17, 1999 at New England.
- Set a franchise record with 8 field goal attempts and is one of just 3 kickers in NFL history to attempt 8 FGs in a game. The last NFL kicker to attempt 8 FGs in a game was Tennessee's Rob Bironas on Oct. 21, 2007 at Houston.
- Became the 8th player in NFL history to kick at least 7 FGs in a game and the 1st since Oct. 14, 2018 when N.Y. Jets K Jason Myers had 7 vs. Indianapolis.

HONORS:

- Caught a 1-yard TD pass from P Matt Haack in the Dec. 1 win vs. Philadelphia, a play dubbed "Mountaineer Shot." The play won the NFL Bridgestone Clutch Performance of the Year.
- AFC Special Teams Player of the Week (at Indianapolis, 11/10).
- AFC Special Teams Player of the Week (vs. Philadelphia, 12/1).
- Became the 4th player in team history to win AFC Special Teams Player of the Week twice in 1 season, joining Olindo Mare (1999), Matt Turk (2001) and Dan Carpenter (2010).
- AFC Special Teams Player of the Month (December).

2018 (MIAMI):

- Played in all 16 games.
- 18-for-20 field goals (90.0 pct.); 35-for-36 extra points (97.2 pct.).

- Was 1 of just 4 NFL kickers to appear in all 16 games and miss 2 or fewer field goals.

VS. TENNESSEE (9/9): 2-for-2 field goals (100.0 pct.); 3-for-3 extra points (100.0 pct.)

- Made his NFL debut and 1st NFL field goal.

VS. CHICAGO (10/14): 3-for-3 field goals (100.0 pct.); 2-for-2 extra points (100.0 pct.).

- Converted a 25-yard field goal in the 3rd quarter to extend Miami's lead 21-13.
- Hit a 47-yard field goal as overtime expired to give the Dolphins a 31-28 win. It was the second-longest game-winning field goal in overtime by a rookie since 1974. Rams K Greg Zuerlein kicked a game-winning 54-yarder as a rookie on 12/2/12.
- It was the first multi-field goal performance of his career.

AT GREEN BAY (11/11): 4-for-4 field goals (100.0 pct.).

- Hit field goals from 37, 25, 47 and 40 yards.

HONORS:

- PFWA All-Rookie Team.

BEFORE THE NFL

COLLEGE (NEW MEXICO):

- 4-year letterman (2014-17).

CAREER: Played in 50 games; 25-of-35 field goals (71.4 pct.) and 111-of-112 PATs (99.1 pct.) for 186 points; 9 special teams tackles; 1 special teams forced fumble; 266 kickoffs and 195 touchbacks.

- Set a school record for consecutive extra points made with 81.
- Set a school record for most 50+ yard field goals (4).

SENIOR (2017): Played in all 12 games; 10-of-15 field goals (66.7 pct.) and 28-of-28 PATs (100.0 pct.) for 58 points; 1 special teams tackle; 48 kickoffs and 39 touchbacks.

- His 81.3 touchback percentage was 3rd in FBS.

JUNIOR (2016): Played in all 13 games; 12-of-13 field goals (92.3 pct.) and 61-of-62 PATs (98.4 pct.) for 97 points; 3 special teams tackles; 84 kickoffs and 69 touchbacks.

- His 83.8 touchback percentage led all of FBS.
- His 59 extra points made set a school record.

SOPHOMORE (2015): Played in all 13 games; 3-of-7 field goals (42.9 pct.) and 22-of-22 PATs (100.0 pct.) for 31 points; 72 kickoffs and 50 touchbacks.

TRUE FRESHMAN (2014): Played in all 12 games; 5 special teams tackles; 1 special teams forced fumble; 62 kickoffs and 37 touchbacks.

HIGH SCHOOL (VILLA PARK HS – VILLA PARK, CALIF.)

- Also played soccer.

SENIOR (2013): 7-of-12 field goals (58.3 pct.) and 31-of-34 PATs (91.2 pct.); 26 punts for 1,170 yards (45.0 avg.); 57 kickoffs and 38 touchbacks.

- Named his league's Special Teams Player of the Year.

JUNIOR (2012): 8-of-15 field goals (53.3 pct.) and 43-of-46 PATs (93.5 pct.); 47 punts for 2,157 yards (45.9 avg.); 81 kickoffs and 54 touchbacks.

- 1st-team all-league.
- 2nd-team all-state.

OFF THE FIELD

COMMUNITY:

- In 2019, helped distribute 500 Thanksgiving meals purchased through player donations to local South Florida families.

PERSONAL:

- **MAJOR:** Business and political science.

JASON SANDERS' NFL REGULAR SEASON STATS

YEAR	TEAM	GP	FGM	FGA	PCT	LG	XPM	XPA	PCT	PTS
2018	MIAMI	16	18	20	90.0	50	35	36	97.2	89
2019	MIAMI	16	23	30	76.7	54	29	30	96.7	104
2020	MIAMI	16	36	39	92.3	56	36	36	100.0	144
NFL TOTALS		48	77	89	86.5	56	100	102	98.0	337

SANDERS' GAME-TYING OR WINNING 4TH QUARTER/OVERTIME KICKS (5)

DATE	OPP	SITUATION	DIST.	W/L	FINAL SCORE
1. 10/14/18	vs. Chi.	Tied 28-28 on the final play of overtime	47 yards	W	31-28*
2. 11/10/19	at Ind.	Trailing 12-10 with 5:45 remaining	48 yards	W	16-12
3. 12/22/19	vs. Cin.	Tied 35-35 on the final play of overtime	37 yards	W	38-35*
4. 11/8/20	at Ari.	Tied 31-31 with 3:30 remaining	50 yards	W	34-31
5. 12/26/20	at LV	Trailing 23-25 with 0:06 remaining	44 yards	W	26-25

* Overtime game

ADDITIONAL STATS

- Special Teams Tackles:** 1 in 2019.
- Successful Onside Kicks:** 1 in 2019.
- Onside Kick Recoveries:** 1 in 2019.
- Receiving:** 1 reception for 1 yard and 1 TD in 2019.



57

BRENNAN SCARLETT

LINEBACKER // 6-4 // 263 // STANFORD '16
ACQUIRED: UFA, '21 (HOU.)
HOMETOWN: PORTLAND, ORE. // BORN: 7/31/93
NFL: SIXTH SEASON // DOLPHINS: FIRST SEASON

NFL CAREER

TRANSACTIONS:

- Signed by Miami as an unrestricted free agent from Houston on March 22, 2021.
- Signed by Houston as an undrafted college free agent on May 6, 2016.

CAREER HIGHLIGHTS:

- Played in 56 career games with 22 starts.
- 120 tackles (75 solo), 5.5 sacks, 1 interception, 5 passes defended, 3 forced fumbles and 1 fumble recovery.
- 19 special teams tackles (13 solo).
- Appeared in 4 postseason games with 2 starts with Houston.

2020 (HOUSTON):

- Played in 11 games with 4 starts.
- Activated off injured reserve Dec. 19.

- Missed 5 games after being placed on injured reserve on Nov. 9.
 - 24 tackles (15 solo).
 - 4 special teams tackles (3 solo).
- VS. MINNESOTA (10/4):** 4 solo tackles; 1 solo special teams tackle.
- VS. JACKSONVILLE (10/11):** 3 tackles (1 solo).
- AT TENNESSEE (10/18):** 5 tackles (3 solo); 1 solo special teams tackle.

2019 (HOUSTON):

- Played in 15 games with 10 starts.
 - Inactive for 1 game.
 - 48 tackles (30 solo), 3.5 sacks, 1 pass defended and 2 forced fumbles.
 - 3 special tackles (1 solo).
- VS. CAROLINA (9/29):** 2 tackles (1 solo), 1 sack and 1 forced fumble.
- Strip-sacked QB Kyle Allen on 1st-and-10 in the 1st quarter and the fumble was recovered by LB

Benardrick McKinney.

AT INDIANAPOLIS (10/20): 4 tackles (3 solo) and 0.5 sacks.

- Split a sack with LB Whitney Mercilus of QB Jacoby Brissett for a loss of 5 yards on 1st-and-10 in the 1st quarter.

AT JACKSONVILLE (11/3): 2 solo tackles, 2 sacks and 1 forced fumble.

- Sacked QB Gardner Minshew II for a loss of 5 yards in the 4th quarter.
- Strip-sacked QB Gardner Minshew II on 1st-and-10 in the 4th quarter and the fumble was recovered by LB Dylan Cole.

POSTSEASON:

AFC WILD CARD VS. BUFFALO (1/4): 2 tackles (1 solo).

AFC DIVISIONAL AT KANSAS CITY (1/12): 1 solo tackle; 1 solo special teams tackle.

2018 (HOUSTON):

- Played in 12 games with 3 starts.
 - Missed the rest of the season after being placed on injured reserve on Dec. 8.
 - 12 tackles (8 solo), 1 interception, 3 passes defended, 1 forced fumble and 1 fumble recovery.
 - 6 special teams tackles (4 solo).
- VS. BUFFALO (10/14):** 1 fumble recovery; 1 solo special teams tackle.
- Recovered a punt return muffed by WR Ray-Ray McCloud in the 1st quarter.
- AT WASHINGTON (11/18):** 3 tackles (2 solo), 1 interception and 2 passes defended.
- Intercepted QB Alex Smith on 3rd-and-4 in the 2nd quarter.
- VS. TENNESSEE (11/26):** 3 tackles (2 solo) and 1 forced fumble; 1 assisted special teams tackle.
- Forced a fumble by RB Derrick Henry on 1st-and-10 in the 4th quarter that was recovered by CB Aaron Colvin.

2017 (HOUSTON):

- Played in 11 games with 5 starts.
 - Inactive for 1 game.
 - Missed the rest of the season after being placed on injured reserve on Dec. 4.
 - 26 tackles (19 solo), 2 sacks and 1 pass defended.
 - 3 special teams tackles (2 solo).
- VS. KANSAS CITY (10/8):** 4 tackles (3 solo); 2 special teams tackles (1 solo).
- VS. CLEVELAND (10/15):** 4 tackles (1 solo).
- AT L.A. RAMS (11/12):** 4 solo tackles and 2 sacks.
- Sacked QB Jared Goff for a loss of 6 yards on 1st-and-10 in the 3rd quarter.
 - Sacked QB Jared Goff for a loss of 5 yards on 3rd-and-6 in the 3rd quarter.

2016 (HOUSTON):

- Played in 7 games.
 - Missed 7 games after being placed on injured reserve on Oct. 19.
 - Inactive for 1 game.
 - 10 tackles (3 solo).
 - 3 solo special teams tackles.
- VS. KANSAS CITY (9/18):** 1 solo special teams tackle.

- Made his NFL debut.

VS. JACKSONVILLE (12/18): 4 tackles (1 solo).

AT TENNESSEE (1/1): 4 tackles (1 solo).

POSTSEASON:

AFC WILD CARD VS. OAKLAND (1/7): Played but did not record any stats.

AFC DIVISIONAL AT NEW ENGLAND (1/14): 1 solo special teams tackle.

BEFORE THE NFL

COLLEGE (STANFORD):

- 1-year starter (2015).
- Transferred from California following his junior season.

CAREER (AT STANFORD): Played in all 14 games with 13 starts; 37 tackles (14 solo), 5.5 sacks, 2 passes defended, 2 forced fumbles and 1 fumble recovery in 2014.

SENIOR (2015 AT STANFORD): Played in all 14 games with 13 starts; 37 tackles (14 solo), 5.5 sacks, 2 passes defended, 2 forced fumbles and 1 fumble recovery.

- Honorable mention All-Pac 12.

REDSHIRT JUNIOR (2014 AT CALIFORNIA): Started 5 games; 10 tackles (7 solo), 2 sacks, 1 pass defended and 1 forced fumble.

- Redshirted in 2013 due to injury.

SOPHOMORE (2012 AT CALIFORNIA): Started 9 games; 40 tackles (20 solo), 2.5 sacks, 1 pass defended and 2 forced fumbles.

TRUE FRESHMAN (2011 AT CALIFORNIA): Played in 3 games; 4 tackles (2 solo).

HIGH SCHOOL (CENTRAL CATHOLIC HS – PORTLAND, ORE.)

- Also lettered in basketball, swimming and track and field.

SENIOR (2010): 31 tackles.

- All-American.
- 1st-team all-state in basketball.

JUNIOR (2009): 59 tackles, 6 sacks, 1 interception, 3 forced fumbles and 2 fumble recoveries; 17 receptions for 343 yards (20.2 avg.) and 7 TDs.

SOPHOMORE (2008): 43 tackles, 4 sacks, 4 passes defended and 3 forced fumbles.

OFF THE FIELD

COMMUNITY:

- In 2021, donated 100 scholarships through his Big Yard Foundation to improve literacy in children from kindergarten through the fourth grade in his hometown Portland, Oregon.
- In 2020, donated more than 1,500 books to schools in his hometown, Portland, Oregon, through his Big Yard Foundation.
- Founded the Big Yard Foundation to support community empowerment and development through education, creativity and wellness initiatives.

PERSONAL:

- **GRADUATE DEGREE:** Management science and engineering.
- **MAJOR:** Business administration.

BRENNAN SCARLETT'S NFL REGULAR SEASON STATS

YEAR	TEAM	GP	GS	TACKLES					INTERCEPTIONS					FUMBLES		
				TOT	SOLO	ASST	SK	YDS	INT	YDS	LG	TD	PD	FF	FR	
2016	HOUSTON	7	0	10	3	7	0.0	0.0	0	0	0	0	0	0	0	0
2017	HOUSTON	11	5	26	19	7	2.0	11.0	0	0	0	0	0	1	0	0
2018	HOUSTON	12	3	12	8	4	0.0	0.0	1	8	8	0	3	1	1	1
2019	HOUSTON	15	10	48	30	18	3.5	7.5	0	0	0	0	1	2	0	0
2020	HOUSTON	11	4	24	15	9	0.0	0.0	0	0	0	0	0	0	0	0
NFL TOTALS		56	22	120	75	45	5.5	18.5	1	8	8	0	5	3	1	

BRENNAN SCARLETT'S NFL PLAYOFF STATS

YEAR	TEAM	GP	GS	TACKLES					INTERCEPTIONS					FUMBLES		
				TOT	SOLO	ASST	SK	YDS	INT	YDS	LG	TD	PD	FF	FR	
2016	HOUSTON	2	0	0	0	0	0.0	0.0	0	0	0	0	0	0	0	0
2019	HOUSTON	2	2	3	2	1	0.0	0.0	0	0	0	0	0	0	0	0
NFL TOTALS		4	2	3	2	1	0.0	0.0	0	0	0	0	0	0	0	0

ADDITIONAL STATS

Special Teams Tackles: (Houston) 3 in 2016 (P-1), 3 in 2017, 6 in 2018, 3 in 2019 (P-1) and 4 in 2020 for total of 19 (P-2).

SINGLE-GAME CAREER HIGHS

Tackles:	7	Twice, last: at Baltimore, 11/17/19
Sacks:	2	Twice, last: at Jacksonville, 11/3/19
Interceptions:	1	at Washington, 11/18/18
Passes Defensed:	2	at Washington, 11/18/18
Forced Fumbles:	1	3 times, last: at Jacksonville, 11/3/19
Fumble Recovery:	1	vs. Buffalo, 10/14/18



28

JORDAN SCARLETT

RUNNING BACK // 5-11 // 200 // FLORIDA '19

ACQUIRED: FA, '21

HOMETOWN: FORT LAUDERDALE, FLA. // **BORN:** 2/9/96

NFL: SECOND SEASON // **DOLPHINS:** FIRST SEASON

NFL CAREER

TRANSACTIONS:

- Signed by Miami on Jan. 12, 2021.
- Signed to Detroit's practice squad on Dec. 16, 2020.
- Waived by Carolina on Aug. 23, 2020.
- 5th-round pick (154th overall) by Carolina in the 2019 NFL Draft.

CAREER HIGHLIGHTS:

- Played in 9 career games.
- 4 carries for 9 yards (2.3 avg.).
- 1 solo special teams tackle.

2020 (CAROLINA/DETROIT):

- Spent 3 games on Detroit's practice squad.
- Signed to Detroit's practice squad on Dec. 16.
- Waived by Carolina on Aug. 23.
- Spent the offseason and training camp with Carolina.

2019 (CAROLINA):

- Played in 9 games.
- Dressed but did not play in 2 games.
- Missed the rest of the season after being placed on injured reserve on Nov. 29.
- 4 carries for 9 yards (2.3 avg.).
- 1 solo special teams tackle.

VS. LA RAMS (9/8): Played but did not record any stats.

- Made his NFL debut.

VS. JACKSONVILLE (10/6): 1 solo special teams tackle.

AT SAN FRANCISCO (10/27): 4 carries for 9 yards (2.3 avg.).

BEFORE THE NFL

COLLEGE (FLORIDA):

- 3-year letterman (2015-16, 2018) and 2-year starter.

CAREER: Played in 35 games with 21 starts; 344 carries for 1,846 yards (5.4 avg.) and 12 TDs; 15 interceptions for 108 yards (7.2 avg.).

SENIOR (2018): Played in all 13 games with 12 starts; 131 carries for 776 yards (5.9 avg.) and 5 TDs; 10 receptions for 84 yards (8.4 avg.).

JUNIOR (2017): Did not play.

SOPHOMORE (2016): Played in all 13 games with 8 starts; 179 carries for 889 yards (5.0 avg.) and 6 TDs; 4 receptions for 23 yards (5.8 avg.).

TRUE FRESHMAN (2015): Played in 9 games with 1 start; 34 carries for 181 yards (5.3 avg.) and 1 TD; 1 reception for 1 yard.

HIGH SCHOOL (ST. THOMAS AQUINAS HS – FORT LAUDERDALE, FLA.)

- Also ran track.

- Transferred from University School (Davie, Fla.) following his junior season.

SENIOR (2014 AT ST. THOMAS AQUINAS HS): 143 carries for 1,124 yards (7.9 avg.) and 24 TDs.

- 1st-team all-state.
- Class 8A-7A-6A Player of the Year.
- Helped his team win the Class 7A state championship.


JUNIOR (2013 AT UNIVERSITY SCHOOL): 932 rushing yards.

- 2nd-team all-state.

SOPHOMORE (2012 AT UNIVERSITY SCHOOL): 1,357 rushing yards.

JORDAN SCARLETT'S NFL REGULAR SEASON STATS

YEAR	TEAM	GP	GS	RUSHING						RECEIVING			
				ATT	YDS	AVG	LG	TD	REC	YDS	AVG	LG	TD
2019	CAROLINA	9	0	4	9	2.3	6	0	0	0	0.0	0	0
2020	DETROIT	PRACTICE SQUAD											
NFL TOTALS		9	0	4	9	2.3	6	0	0	0	-	0	0



80

ADAM SHAHEEN

TIGHT END // 6-7 // 257 // ASHLAND '17

ACQUIRED: T, '20 (CHI.)

HOMETOWN: SUNBURY, OHIO // BORN: 10/24/94

NFL: FIFTH SEASON // DOLPHINS: SECOND SEASON

NFL CAREER

TRANSACTIONS:

- Traded from Chicago to Miami on July 26, 2020.
- 2nd-round pick (45th overall) by Chicago in the 2017 NFL Draft.

CAREER HIGHLIGHTS:

- Played in 43 games with 18 starts.
- 38 receptions for 399 yards (10.5 avg.) and 7 TDs.
- 1 solo special teams tackle.

2020 (CHICAGO/MIAMI):

- Played in all 16 games with 5 starts for Miami.
- 12 receptions for 150 yards (12.5 avg.) and 3 TDs for Miami.
- Traded to Miami on July 26.

AT SAN FRANCISCO (10/11): 1 reception for 3 yards and 1 TD.

- Caught a 3-yard TD pass from QB Ryan Fitzpatrick in the 1st quarter to give Miami a 7-0 lead.

VS. N.Y. JETS (10/18): 3 receptions for 51 yards and 1 TD.

- Caught a 4-yard TD pass from QB Ryan Fitzpatrick in the 1st quarter to give Miami a 7-0 lead.

AT N.Y. JETS (11/29): 1 reception for 7 yards and 1 TD.

- Caught a 7-yard TD pass from QB Ryan Fitzpatrick in the 4th quarter to extend Miami's lead to 20-3.

2019 (CHICAGO):

- Played in 8 games with 2 starts.
- Inactive for 4 games.
- Missed the rest of the season after being placed on injured reserve on Nov. 30.
- 9 receptions for 74 yards (8.2 avg.).
- 1 special teams tackle.

AT DENVER (9/15): 3 receptions for 24 yards (8.0 avg.).

VS. MINNESOTA (9/29): 2 receptions for 13 yards (6.5 avg.).

VS. NEW ORLEANS (10/20): 2 receptions for 24 yards (12.0 avg.).

2018 (CHICAGO):

- Played in 6 games with 4 starts.
- Activated from injured reserve on Nov. 17.
- Inactive for 1 game.
- 5 receptions for 48 yards (9.6 avg.) and 1 TD.

AT N.Y. GIANTS (12/2): 2 receptions for 5 yards (2.5 avg.) and 1 TD.

- Caught a 2-yard TD pass from QB Chase Daniel in the 1st quarter.

VS. GREEN BAY (12/16): 2 receptions for 39 yards (19.5 avg.).

AT SAN FRANCISCO (12/23): 1 reception for 4 yards.

2017 (CHICAGO):

- Played in 13 games with 7 starts.
- Inactive for 3 games.
- 12 receptions for 127 yards (10.6 avg.) and 3 TDs.
- 1 miscellaneous tackle.

VS. ATLANTA (9/10): Played but did not record any stats.

- Made his NFL debut.

VS. PITTSBURGH (9/24): 1 reception for 2 yards and 1 TD.

- Caught a 2-yard TD pass from QB Matt Glennon in the 2nd quarter for his 1st career TD.

- Made his 1st NFL start.

AT CINCINNATI (12/10): 4 receptions for 44 yards (11.0 avg.) and 1 TD.

- Caught a 1-yard TD pass from QB Mitch Trubisky in the 4th quarter.

BEFORE THE NFL

COLLEGE (ASHLAND):

- Transferred from Pitt-Johnstown following his freshman season where he played basketball.

CAREER: Played in 31 games; 129 receptions for 1,755 yards (13.6 avg.) and 26 TDs.

- His 129 career receptions were 6th in school history.
- His 1,755 receiving yards were 10th in school history.

- Was named to the Division II All-Decade Team.

JUNIOR (2016 AT ASHLAND): Played in all 11 games; 57 receptions for 867 yards (15.2 avg.) and 16 TDs.

- His 57 receptions and 867 yards led all D2 tight ends.

- His 16 receiving TDs set a single-season school record.

- 1st-team Division II All-American.
- GLIAC Male Student Athlete of the Year.
- 1st-team All-GLIAC.

SOPHOMORE (2015 AT ASHLAND): Played in all 11 games; 70 receptions for 803 yards (11.5 avg.) and 10 TDs.

- His 70 receptions led all NCAA tight ends and ranked 3rd in school history.

- 1st-team All-GLIAC.
- 1st-team Division II All-American.

REDSHIRT FRESHMAN (2014 AT ASHLAND): Played in 9 games; 2 receptions for 85 yards (42.5 avg.).

TRUE FRESHMAN (2013 AT PITT-JOHNSTOWN): Played basketball; played in 26 games.

- Redshirted in football.

HIGH SCHOOL (BIG WALNUT HS – SUNBURY, OHIO)

- Also played basketball.

SENIOR (2012):

- All-conference.
- 2nd-team all-district.

OFF THE FIELD

PERSONAL:

- **PRONUNCIATION:** Last name is pronounced Shuh-HEEN.
- **MAJOR:** Finance.

ADAM SHAHEEN'S NFL REGULAR SEASON STATS

YEAR	TEAM	GP	GS	RECEIVING					RUSHING				
				REC	YDS	AVG	LG	TD	ATT	YDS	AVG	LG	TD
2017	CHICAGO	13	7	12	127	10.6	31	3	0	0	0.0	0	0
2018	CHICAGO	6	4	5	48	9.6	23	1	0	0	0.0	0	0
2019	CHICAGO	8	2	9	74	8.2	18	0	0	0	0.0	0	0
2020	MIAMI	16	5	12	150	12.5	43	3	0	0	0.0	0	0
NFL TOTALS		43	18	38	399	10.5	43	7	0	0	-	0	0

ADDITIONAL STATS

Special Teams Tackles: 1 in 2019.

Miscellaneous Tackles: 1 in 2017.

SINGLE-GAME CAREER HIGHS

Receptions: 4 Twice, last: at Cincinnati, 12/10/17

Receiving Yards: 51 vs. N.Y. Jets, 10/18/20

Longest Reception: 43 vs. N.Y. Jets, 10/18/20

Receiving TDs: 1 7 times, last: at N.Y. Jets, 11/29/20

2017 GAME-BY-GAME STATS (CHICAGO)

DATE	OPPONENT	P/S	REC	YDS	AVG	LG	TD
9/10	ATLANTA		0	0	0.0	-	0
9/17	at Tampa Bay		0	0	0.0	-	0
9/24	PITTSBURGH		1	2	2.0	2t	1
9/28	at Green Bay		0	0	0.0	-	0
10/9	MINNESOTA		0	0	0.0	-	0
10/15	at Baltimore		0	0	0.0	-	0
10/22	CAROLINA		0	0	0.0	-	0
10/29	at New Orleans		0	0	0.0	-	0
11/12	GREEN BAY		2	39	19.5	31	0
11/19	DETROIT		4	41	10.3	22	1
11/26	at Philadelphia		1	1	1.0	1	0
12/3	SAN FRANCISCO		0	0	0.0	-	0
12/10	at Cincinnati		4	44	11.0	18	1
12/16	at Detroit				INACTIVE		
12/24	CLEVELAND				INACTIVE		
12/31	at Minnesota				INACTIVE		
2017 TOTALS		13/7	12	127	10.6	31	3

2018 GAME-BY-GAME STATS (CHICAGO)

DATE	OPPONENT	P/S	REC	YDS	AVG	LG	TD
9/9	at Green Bay						INJURED RESERVE
9/17	SEATTLE						INJURED RESERVE
9/23	at Arizona						INJURED RESERVE
9/30	TAMPA BAY						INJURED RESERVE
10/14	at Miami						INJURED RESERVE
10/21	NEW ENGLAND						INJURED RESERVE
10/28	N.Y. JETS						INJURED RESERVE
11/4	at Buffalo						INJURED RESERVE
11/11	DETROIT						INJURED RESERVE
11/18	MINNESOTA	1/1	0	0	0.0	-	0
11/22	at Detroit						INACTIVE
12/2	at N.Y. Giants	1/0	2	5	2.5	3	1
12/9	L.A. RAMS	1/1	0	0	0.0	-	0
12/16	GREEN BAY	1/0	2	39	19.5	23	0
12/23	at San Francisco	1/1	1	4	4.0	4	0
12/30	at Minnesota	1/1	0	0	0.0	-	0
2018 TOTALS		6/4	5	48	9.6	23	1

DATE	OPPONENT	P/S	REC	YDS	AVG	LG	TD
01/06	PHILADELPHIA*	1/1	3	13	4.3	7	0

* NFC Wild Card game

2019 GAME-BY-GAME STATS (CHICAGO)

DATE	OPPONENT	P/S	REC	YDS	AVG	LG	TD
9/5	GREEN BAY	1/1	1	6	6.0	6	0
9/15	at Denver	1/0	3	24	8.0	9	0
9/23	at Washington	1/0	1	7	7.0	7	0
9/29	MINNESOTA	1/0	2	13	6.5	8	0
10/6	at Oakland	1/0	0	0	0.0	-	0
10/20	NEW ORLEANS	1/0	2	24	12.0	18	0
10/27	L.A. CHARGERS	1/0	0	0	0.0	-	0
11/3	at Philadelphia	1/1	0	0	0.0	-	0
11/10	DETROIT						INACTIVE
11/17	at L.A. Rams						INACTIVE
11/24	N.Y. GIANTS						INACTIVE
11/28	at Detroit						INACTIVE
12/5	DALLAS						INJURED RESERVE
12/15	at Green Bay						INJURED RESERVE
12/22	KANSAS CITY						INJURED RESERVE
12/29	at Minnesota						INJURED RESERVE
2019 TOTALS		8/2	9	74	8.2	18	0

2020 GAME-BY-GAME STATS (MIAMI)

DATE	OPPONENT	P/S	REC	YDS	AVG	LG	TD
09/13	at New England	1/0	0	0	0.0	0	0
09/20	BUFFALO	1/0	1	4	4.0	4	0
09/24	at Jacksonville	1/0	0	0	0.0	0	0
10/04	SEATTLE	1/1	0	0	0.0	0	0
10/11	at San Francisco	1/0	1	3	3.0	3t	1
10/18	N.Y. JETS	1/1	3	51	17.0	43	1
11/01	L.A. RAMS	1/0	0	0	0.0	0	0
11/08	at Arizona	1/0	0	0	0.0	0	0
11/15	N.Y. JETS	1/1	1	19	19.0	19	0
11/22	at Denver	1/0	0	0	0.0	0	0
11/29	at N.Y. Jets	1/0	1	7	7.0	7t	1
12/06	CINCINNATI	1/0	0	0	0.0	0	0
12/13	KANSAS CITY	1/1	2	26	13.0	16	0
12/20	NEW ENGLAND	1/1	1	15	15.0	15	0
12/26	at Las Vegas	1/0	1	3	3.0	3	0
01/03	at Buffalo	1/0	1	22	22.0	22	0
2020 TOTALS		16/5	12	150	12.5	43	3



92

ZACH SIELER

DEFENSIVE TACKLE // 6-6 // 297 // FERRIS STATE '18

ACQUIRED: WAI., '19 (BAL.)

HOMETOWN: PINCKNEY, MICH. // BORN: 9/7/95

NFL: FOURTH SEASON // DOLPHINS: SECOND SEASON

NFL CAREER

TRANSACTIONS:

- Awarded off waivers to Miami on Dec. 5, 2019.
- Waived by Baltimore on Dec. 4, 2019.
- Promoted from Baltimore's practice squad on Oct. 5, 2019.
- Signed to Baltimore's practice squad on Sept. 1, 2019.
- Waived by Baltimore on Aug. 31, 2019.
- 7th-round pick (238th overall) by Baltimore in the 2018 NFL Draft.

CAREER HIGHLIGHTS:

- Played in 25 career games with 9 starts.
- 60 tackles (36 solo), 4.5 sacks and 2 passes defended.

2020 (MIAMI):

- Played in all 16 games with 8 starts.
- 48 tackles (30 solo) and 3.5 sacks.

AT ARIZONA (11/8):

- Teamed up with LB Elandon Roberts to stop RB Chase Edmonds for no gain on a critical 4th-and-1 in the 4th quarter.

VS. CINCINNATI (12/6):

- 3 solo tackles and 1 sack.

- Sacked QB Brandon Allen for a loss of 5 yards in the 4th quarter.
- VS. NEW ENGLAND (12/20):** 5 tackles (3 solo) and 1 sack.
- Sacked QB Cam Newton for a loss of 7 yards in the 2nd quarter.

2019 (BALTIMORE/MIAMI):

- Played in 3 games with 1 start with Miami.
- 8 tackles (3 solo), 1 sack and 2 passes defended with Miami.
- Inactive for 1 game with Miami.
- Awarded off waivers to Miami on Dec. 5.
- Played in 4 games with Baltimore.
- Inactive for 4 games with Baltimore.
- 3 tackles (2 solo) with Baltimore.

AT CINCINNATI (11/10): 1 solo tackle.

AT N.Y. GIANTS (12/15): 1 assisted tackle.

- Made his Dolphins debut.

VS. CINCINNATI (12/22): 7 tackles (3 solo), 1 sack and 2 passes defended.

- Sacked QB Andy Dalton in the 1st quarter. It was his 1st career sack.

2018 (BALTIMORE):

- Played in 2 games.
- Inactive for 14 games.
- 1 solo tackle.

VS. DENVER (9/23): Played but did not record any stats.

- Made his NFL debut.

VS. PITTSBURGH (11/4): 1 solo tackle.

- Made his 1st NFL tackle.

BEFORE THE NFL

COLLEGE (FERRIS STATE):

- 3-year starter (2014-17).

- Became the first player from his school to ever be selected in the NFL Draft.

CAREER: Played in 39 games with 28 starts; 176 tackles (77 solo), 33 sacks 7 forced fumbles, 4 fumble recoveries and 3 passes defended; 2 blocked kicks.

SENIOR (2017): Played in all 13 games; 79 tackles (32 solo), 7 sacks, 2 forced fumbles, 2 fumble recoveries and 2 passes defended; 1 blocked kick.

- 1st-team D2 All-American.
- Great Lakes Intercollegiate Conference (GLIAC) Defensive Lineman of the Year.
- 1st-team All-GLIAC.

JUNIOR (2016): Played in all 15 games; 80 tackles (37 solo), 19.5 sacks, 5 forced fumbles, 2 fumble recoveries and 1 pass defended; 1 blocked kick.

- 1st-team All-GLIAC.
- His 19.5 sacks were a school record and led all of NCAA Division II.

SOPHOMORE (2015): Played in 11 games; 17 tackles (8 solo) and 6.5 sacks.

REDSHIRT FRESHMAN (2014): Did not record any stats.

- Redshirted in 2013.

HIGH SCHOOL (PINCKNEY HS – PINCKNEY, MICH.)

- Also competed in wrestling and track and field.

SENIOR (2012):

- All-conference.

OFF THE FIELD

PERSONAL:

- **PRONUNCIATION:** Last name is pronounced SEE-ler.
- **MAJOR:** Mechanical engineering technology.

ZACH SIELER'S NFL REGULAR SEASON STATS

YEAR	TEAM	GP	GS	TACKLES					INTERCEPTIONS					FUMBLES		
				TOT	SOLO	ASST	SK	YDS	INT	YDS	LG	TD	PD	FF	FR	
2018	BALTIMORE	2	0	1	1	0	0.0	0.0	0	0	0	0	0	0	0	0
2019	BALTIMORE	4	0	3	2	1	0.0	0.0	0	0	0	0	0	0	0	0
	MIAMI	3	1	8	3	5	1.0	8.0	0	0	0	0	2	0	0	0
2020	MIAMI	16	8	48	30	18	3.5	23.5	0	0	0	0	0	0	0	0
NFL TOTALS		25	9	60	36	24	4.5	31.5	0	0	0	0	2	0	0	0

SINGLE-GAME CAREER HIGHS

- Tackles:** 7 vs. Cincinnati, 12/22/19
Sacks: 1 4 times, last: vs. New England, 12/20/20
Passes Defended: 2 vs. Cincinnati, 12/22/19

WAKE GAVE MIAMI A WALK-OFF WIN

Defensive end Cameron Wake gave Miami a walk-off win when he sacked Cincinnati quarterback Andy Dalton in the end zone for a safety to score the winning points in the Dolphins' 22-20 overtime win on Halloween 2013. This game marked only the third time in league history that a game in overtime ended on a safety. The other two times occurred when the Minnesota Vikings defeated the St. Louis Rams 23-21 (11/5/89) and when the Chicago Bears defeated the Tennessee Titans 19-17 (11/14/04).



4

REID SINNETT

QUARTERBACK // 6-4 // 220 // SAN DIEGO '20
ACQUIRED: FA, '20
HOMETOWN: JOHNSTON, IOWA // BORN: 2/5/97
NFL: FIRST SEASON // DOLPHINS: FIRST SEASON

NFL CAREER

TRANSACTIONS:

- Signed to Miami's practice squad on Sept. 14, 2020.
- Waived by Tampa Bay on Sept. 8, 2020.
- Signed by Tampa Bay as an undrafted college free agent on May 4, 2020.

2020 (MIAMI):

- Dressed but did not play in 2 games.
- Elevated to the active roster for 2 games.
- Spent 13 games on the practice squad.

BEFORE THE NFL

COLLEGE (SAN DIEGO):

- 4-year letterman (2016-19) and 1-year starter.

CAREER: Played in 45 games with 12 starts; 275-of-423 passing (65.0 pct.) and 33 TDs; 93 carries for 268 yards (2.9 avg.) and 7 TDs; 1 reception for 30 yards.

SENIOR (2019): Started all 12 games; 251-of-375 passing (66.9 pct.) for 3,528 yards and 32 TDs; 63 carries for 174 yards (2.8 avg.) and 6 TDs; 1 reception for 30 yards.

- 1st-team All-Pioneer Football League.
- Finalist for the STATS FCS Walter Payton Award.

JUNIOR (2018): Played in 11 games; 3-of-7 passing (42.9 pct.) for 34 yards; 6 carries for 30 yards (5.0 avg.).

SOPHOMORE (2017): Played in 10 games; 11-of-24 passing (45.8 pct.) for 101 yards and 1 TD; 14 carries for 41 yards (2.9 avg.) and 1 TD.

REDSHIRT FRESHMAN (2016): Played in all 12 games; 10-of-17 passing (58.8 pct.) for 181 yards; 10 carries for 23 yards (2.3 avg.).

- Redshirted in 2015.

HIGH SCHOOL (JOHNSTON HS – JOHNSTON, IOWA)

- Also lettered in baseball and basketball.

SENIOR (2014): 152-of-291 passing (52.2 pct.) for 2,202 yards and 17 TDs; 48 carries for 264 yards (5.5 avg.) and 3 TDs.

- 1st-team all-conference in baseball.
- Iowa all-star team in baseball.

OFF THE FIELD

COMMUNITY:

- In 2020, along with fellow Dolphins rookies, collaborated with Neighbors4Neighbors to sponsor four South Florida families with holiday gifts.

PERSONAL:

- **PRONUNCIATION:** Last name is pronounced SIN-ett
- **MAJOR:** Finance.

LIGHTS, CAMERA, HARD ROCK STADIUM

Hard Rock Stadium has not only been host to championship sporting events, the venue has also served as a backdrop to some of the most popular films of the past quarter century. Those motion pictures shot at the stadium include *Ace Ventura: Pet Detective*, which starred Jim Carrey and Courteney Cox and featured Dolphins great Dan Marino as himself; *Marley and Me*, starring Owen Wilson and Jennifer Aniston; the Oliver Stone-directed *Any Given Sunday* starring Al Pacino, Jamie Foxx and Dennis Quaid, and *Rock of Ages*, in which the scene filmed at the stadium included actors Tom Cruise, Julianne Hough, Russell Brand and Alec Baldwin.

Hard Rock Stadium served as a backdrop to an episode of the television show *Seinfeld* titled *The Label Maker* in which Jerry and Newman attend Super Bowl XXIX. Additionally, parts of the opening of the HBO television series *Arli\$\$* were shot on the field during a Dolphins game. Hard Rock Stadium also played a role in episodes of television shows *Man Caves*, with former NFL defensive tackle Tony Siragusa and *Designing Spaces*, the Big Game Bubba Burgers edition.

Commercials for products such as Pepsi, Bud Light, Omega Watches, Just for Men, Margaritaville products, Gatorade, Papa John's and Equinox, were also filmed at Hard Rock Stadium.



62 MATT SKURA

CENTER // 6-3 // 310 // DUKE '16

ACQUIRED: UFA, '21 (BAL.)

HOMETOWN: COLUMBUS, OHIO // BORN: 2/17/93

NFL: FIFTH SEASON // DOLPHINS: FIRST SEASON

NFL CAREER

TRANSACTIONS:

- Signed by Miami as an unrestricted free agent from Baltimore on March 19, 2021.
- Promoted from Baltimore's practice squad on Sept. 19, 2017.
- Signed to Baltimore's practice squad on Sept. 5, 2017.
- Waived by Baltimore on Sept. 2, 2017.
- Signed to Baltimore's practice squad on Sept. 4, 2016.
- Waived by Baltimore on Sept. 3, 2016.
- Signed by Baltimore as an undrafted college free agent on May 6, 2016.

CAREER HIGHLIGHTS:

- Played in 54 career games with 51 starts.
- Appeared in 3 postseason games with 1 start with Baltimore.

2020 (BALTIMORE):

- Played in 15 games with 12 starts – 9 at center and 3 as an extra offensive lineman.
- Spent 1 game on the Reserve/COVID-19 list.
- Committed 3 penalties.

AT HOUSTON (9/20): Started at center.

- Helped the team rush for 230 yards and 3 TDs.

VS. PITTSBURGH (11/1): Started at center.

- Helped the team rush for 265 yards and 3 TDs.

VS. N.Y. GIANTS (12/27): Started as an extra offensive lineman and played 50 snaps at center.

- Protected QB Lamar Jackson and did not allow a sack.

POSTSEASON:

AFC WILD CARD AT TENNESSEE (1/10): Played but did not record any stats.

AFC DIVISIONAL AT BUFFALO (1/16): Played but did not record any stats.

2019 (BALTIMORE):

- Started 11 games at center.
- Missed the rest of the season after being placed on injured reserve on Nov. 27.
- Committed just 2 penalties.

AT MIAMI (9/8): Started at center.

- Protected QB Lamar Jackson who posted a perfect QB rating of 158.3.

AT CINCINNATI (11/10): Started at center.

- Protected QB Lamar Jackson who posted a perfect QB rating of 158.3.

VS. HOUSTON (11/17): Started at center.

2018 (BALTIMORE):

- Started all 16 games at center.
- Committed 4 penalties.

VS. CINCINNATI (11/18): Started at center.

- Helped the team rush for 267 yards.

VS. TAMPA BAY (12/16): Started at center.

- Helped the team rush for 242 yards.

VS. CLEVELAND (12/30): Started at center.

- Helped the team rush for 296 yards.

POSTSEASON:

AFC WILD CARD VS. L.A. CHARGERS (1/6): Started at center.

2017 (BALTIMORE):

- Started 12 games at right guard.
- Inactive for 2 games.
- Promoted to the active roster on Sept. 19.
- Spent 2 games on the practice squad.
- Did not commit any penalties.

AT JACKSONVILLE (9/24): Started at right guard.

- Made his NFL debut.

VS. MIAMI (10/26): Started at right guard.

VS. INDIANAPOLIS (12/23): Started at right guard.

2016 (BALTIMORE):

- Spent the season on Baltimore's practice squad.

BEFORE THE NFL

COLLEGE (DUKE):

- 4-year letterman (2012-15) and 3-year starter.

CAREER: Played in 50 games with 40 starts.

- Started 40 consecutive games at center to finish his career.

SENIOR (2015): Started all 13 games at center.

- 2nd-team All-American.
- 1st-team All-ACC.
- Team captain.

JUNIOR (2014): Started all 13 games at center.

- 3rd-team All-ACC.

SOPHOMORE (2013): Started all 14 games at center.

REDSHIRT FRESHMAN (2012): Played in 10 games.

- Redshirted in 2011.

HIGH SCHOOL (WORTHINGTON KILBOURNE HS - COLUMBUS, OHIO)

- Also lettered in track and field.

SENIOR (2010):

- All-metro.
- All-conference.
- Team captain.

JUNIOR (2009):

- All-conference.

OFF THE FIELD

PERSONAL:

- **PRONUNCIATION:** Last name is pronounced SKUR-uh.
- **MAJOR:** Psychology.

MATT SKURA'S NFL REGULAR SEASON STATS

GAMES/STARTS: (Baltimore) 2017: 12/12, 2018: 16/16, 2019: 11/11, 2020: 15/12

NFL TOTALS: 54/51

MATT SKURA'S NFL PLAYOFF STATS

GAMES/STARTS: (Baltimore) 2018: 1/1, 2020: 2/0

PLAYOFF TOTALS: 3/1



81 DURHAM SMYTHE

TIGHT END // 6-6 // 246 // NOTRE DAME '18
ACQUIRED: D4A, '18
HOMETOWN: BELTON, TEXAS // BORN: 8/9/95
NFL: FOURTH SEASON // DOLPHINS: FOURTH SEASON

NFL CAREER

TRANSACTIONS:

- 4th-round pick (123rd overall) by Miami in the 2018 NFL Draft.

CAREER HIGHLIGHTS:

- Played in 46 career games with 29 starts.
- 39 receptions for 323 yards (8.3 avg.) and 2 TDs.
- 6 kickoff returns for 50 yards (8.3 avg.).
- 6 special teams tackles (5 solo).

2020 (MIAMI):

- Played in 15 games with 13 starts.
- Inactive for 1 game.
- 26 receptions for 208 yards (8.0 avg.) and 2 TDs.

VS. N.Y. JETS (10/18): 1 reception for 4 yards and 1 TD.

- Caught a 4-yard TD pass from QB Ryan Fitzpatrick in the 2nd quarter to extend Miami's lead to 21-0.
- It was his 1st career TD.

VS. L.A. CHARGERS (11/15): 2 receptions for 9 yards (4.5 avg.) and 1 TD.

- Caught a 2-yard TD pass from QB Tua Tagovailoa in the 4th quarter to extend Miami's lead to 26-14.

VS. NEW ENGLAND (12/20): 5 receptions for 40 yards (8.0 avg.).

2019 (MIAMI):

- Played in all 16 games with 14 starts.

- 7 receptions for 65 yards (9.3 avg.).
- 4 kickoff returns for 45 yards (11.3 avg.).
- 6 special teams tackles (5 solo).

VS. NEW ENGLAND (9/15): 1 reception for 24 yards.

VS. PHILADELPHIA (12/1): 2 receptions for 13 yards (6.5 avg.); 1 kickoff return for 6 yards.

VS. CINCINNATI (12/22): 2 receptions for 18 yards (9.0 avg.); 1 solo special teams tackle.

2018 (MIAMI):

- Played in 15 games with 2 starts.
- Inactive for 1 game.
- 6 receptions for 50 yards (8.3 avg.).
- 1 kickoff return for 0 yards (0.0 avg.).

AT INDIANAPOLIS (11/25): 2 receptions for 27 yards (13.5 avg.).

- Made 1st career start.
- Made 1st career reception on a 21-yard pass from QB Ryan Tannehill.

VS. JACKSONVILLE (12/23): 1 reception for 9 yards (9.0 avg.).

AT BUFFALO (12/30): 3 receptions for 14 yards (4.7 avg.).

BEFORE THE NFL

COLLEGE (NOTRE DAME):

- 4-year letterman (2014-17) and 2-year starter.

CAREER: Played in 41 games with 28 starts; 28 receptions for 381 yards (13.6 avg.) and 6 TDs.

SENIOR (2017): Started all 13 games; 15 receptions

for 244 yards (16.3 avg.) and 1 TD.

- Helped block for the 7th-best rushing offense in FBS (269.3 rushing yards per game), the school's best finish since 1995.
- Helped the school set a single-season rushing record with 3,503 rushing yards.

JUNIOR (2016): Started all 12 games; 9 receptions for 112 yards (12.4 avg.) and 4 TDs.

SOPHOMORE (2015): 3 starts; 3 receptions for 18 yards (6.0 avg.) and 1 TD.

REDSHIRT FRESHMAN (2014): Played in all 13 games; 1 reception for 7 yards.
 • Redshirted in 2013.

HIGH SCHOOL (BELTON HS – BELTON, TEXAS)

- Played defensive end as a freshman before moving to tight end.

SENIOR (2012): 37 receptions for 547 yards (14.8 avg.) and 6 TDs.

- 1st-team all-district.

JUNIOR (2011): 22 receptions for 341 yards (15.5 avg.) and 3 TDs.

- 1st-team all-district.

SOPHOMORE (2010): 8 receptions for 120 yards (15.0 avg.) and 2 TDs.

OFF THE FIELD

PERSONAL:

- **PRONUNCIATION:** Last name is pronounced sm-eye-th.
- **MAJOR:** Sociology.

DURHAM SMYTHE'S NFL REGULAR SEASON STATS

YEAR	TEAM	GP	GS	RECEIVING					RUSHING				
				REC	YDS	AVG	LG	TD	ATT	YDS	AVG	LG	TD
2018	MIAMI	15	2	6	50	8.3	21	0	0	0	0.0	0	0
2019	MIAMI	16	14	7	65	9.3	24	0	0	0	0.0	0	0
2020	MIAMI	15	13	26	208	8.0	19	2	0	0	0.0	0	0
NFL TOTALS		46	29	39	323	8.3	24	2	0	0	-	0	0

ADDITIONAL STATS

Special Teams Tackles: 6 in 2019.

Miscellaneous Tackles: 1 in 2019.

Kickoff Returns: 1 for 0 yards in 2018, 4 for 45 yards in 2019, 1 in 2020 for 5 yards for total of 6 for 51 yards (8.7 avg.).

Miscellaneous Fumble Recoveries: 1 in 2018.

SINGLE-GAME CAREER HIGHS

Receptions: 5 vs. New England, 12/20/20
Receiving Yards: 40 vs. New England, 12/20/20
Longest Reception: 24 vs. New England, 9/15/19
Receiving TDs: 1 Twice, last: vs. L.A. Chargers, 11/15/20

2018 GAME-BY-GAME STATS (MIAMI)

DATE	OPPONENT	P/S	REC	YDS	AVG	LG	TD	
09/09	TENNESSEE	1/0	0	0	0.0	0	0	
09/16	at N.Y. Jets	1/0	0	0	0.0	0	0	
09/23	OAKLAND	1/0	0	0	0.0	0	0	
09/30	at New England	1/0	0	0	0.0	0	0	
10/07	at Cincinnati	1/0	0	0	0.0	0	0	
10/14	CHICAGO	1/0	0	0	0.0	0	0	
10/21	DETROIT	1/0	0	0	0.0	0	0	
10/25	at Houston	1/0	0	0	0.0	0	0	
11/04	N.Y. JETS	1/0	0	0	0.0	-	0	
11/11	at Green Bay		INACTIVE					
11/25	at Indianapolis	1/1	2	27	13.5	21	0	
12/02	BUFFALO	1/0	0	0	0.0	0	0	
12/09	NEW ENGLAND	1/0	0	0	0.0	0	0	
12/16	at Minnesota	1/1	0	0	0.0	0	0	
12/23	JACKSONVILLE	1/0	1	9	9.0	9	0	
12/30	at Buffalo	1/0	3	14	4.7	5	0	
2018 TOTALS		15/2	6	50	8.3	21	0	

2019 GAME-BY-GAME STATS (MIAMI)

DATE	OPPONENT	P/S	REC	YDS	AVG	LG	TD
09/08	BALTIMORE	1/1	0	0	0.0	0	0
09/15	NEW ENGLAND	1/1	1	24	24.0	24	0
09/22	at Dallas	1/1	0	0	0.0	0	0
09/29	L.A. CHARGERS	1/0	0	0	0.0	0	0
10/13	WASHINGTON	1/1	0	0	0.0	0	0
10/20	at Buffalo	1/1	0	0	0.0	0	0
10/28	at Pittsburgh	1/1	0	0	0.0	0	0
11/03	N.Y. JETS	1/1	0	0	0.0	0	0
11/10	at Indianapolis	1/0	0	0	0.0	0	0
11/17	BUFFALO	1/1	0	0	0.0	0	0
11/24	at Cleveland	1/1	0	0	0.0	0	0
12/01	PHILADELPHIA	1/1	2	13	6.5	7	0
12/08	at N.Y. Jets	1/1	1	2	2.0	2	0
12/15	at N.Y. Giants	1/1	0	0	0.0	0	0
12/22	CINCINNATI	1/1	2	18	9.0	13	0
12/29	at New England	1/1	1	8	8.0	8	0
2019 TOTALS		16/14	7	65	9.3	24	0

2020 GAME-BY-GAME STATS (MIAMI)

DATE	OPPONENT	P/S	REC	YDS	AVG	LG	TD	
09/13	at New England	1/1	0	0	0.0	0	0	
09/20	BUFFALO	1/0	0	0	0.0	0	0	
09/24	at Jacksonville	1/1	1	7	7.0	7	0	
10/04	SEATTLE	1/1	2	30	15.0	18	0	
10/11	at San Francisco		INACTIVE					
10/18	N.Y. JETS	1/0	1	4	4.0	4t	1	
11/01	L.A. RAMS	1/1	2	16	8.0	8	0	
11/08	at Arizona	1/1	1	19	19.0	19	0	
11/15	L.A. CHARGERS	1/1	2	9	4.5	7	1	
11/22	at Denver	1/1	0	0	0.0	0	0	
11/29	at N.Y. Jets	1/1	3	19	6.3	12	0	
12/06	CINCINNATI	1/1	2	16	8.0	11	0	
12/13	KANSAS CITY	1/1	2	19	9.5	10	0	
12/20	NEW ENGLAND	1/1	5	40	8.0	15	0	
12/26	at Las Vegas	1/1	2	6	3.0	5	0	
01/03	at Buffalo	1/1	3	23	7.7	11	0	
2020 TOTALS		15/13	26	208	8.0	19	2	



58

JASON STROWBRIDGE

DEFENSIVE END // 6-5 // 267 // NORTH CAROLINA '20
 ACQUIRED: DS, '20
 HOMETOWN: DEERFIELD BEACH, FLA. // BORN: 9/10/96
 NFL: SECOND SEASON // DOLPHINS: SECOND SEASON

NFL CAREER

TRANSACTIONS:

- 5th-round pick (154th overall) by Miami in the 2020 NFL Draft.

CAREER HIGHLIGHTS:

- Played in 8 career games.
- 3 tackles (1 solo).

2020 (MIAMI):

- Played in 8 games.
- Inactive for 8 games.
- 3 tackles (1 solo).

AT ARIZONA (11/8): 1 assisted tackle.

- Made his NFL debut.

VS. L.A. CHARGERS (11/15): 1 solo tackle.

AT DENVER (11/22): 1 assisted tackle.

BEFORE THE NFL

COLLEGE (NORTH CAROLINA):

- 4-year letterman (2016-19) and 3-year starter.

CAREER: Played in 44 games with 33 starts; 126 tackles (62 solo), 11.5 sacks, 3 passes defended, 2 forced fumbles and 3 fumble recoveries; 4 blocked kicks.

SENIOR (2019): Started 12 games; 44 tackles (27 solo), 2.5 sacks, 1 pass defended, 1 forced fumble and 3 fumble recoveries; 2 blocked kicks.

- 3rd-team All-ACC.
- His 3 fumble recoveries tied for 1st in the ACC.

JUNIOR (2018): Started 11 games; 36 tackles (18 solo), 5.5 sacks and 1 pass defended; 1 blocked kick.

- Honorable mention All-ACC.

SOPHOMORE (2017): Played in 12 games with 9 starts; 34 tackles (12 solo), 1 sack, 1 pass defended and 1 forced fumble; 1 blocked kick.

REDSHIRT FRESHMAN (2016): Played in 9 games with 1 start; 12 tackles (5 solo) and 2 sacks.

- Redshirted in 2015.

HIGH SCHOOL (DEERFIELD BEACH HS – DEERFIELD BEACH, FLA.)

SENIOR (2014):

- 2nd-team all-county.

JUNIOR (2013): 12 sacks, 2 passes defended and 1 fumble recovery.

OFF THE FIELD

PERSONAL:

- **MAJOR:** Sports administration.

JASON STROWBRIDGE'S NFL REGULAR SEASON STATS

YEAR	TEAM	GP	GS	TACKLES					INTERCEPTIONS					FUMBLES		
				TOT	SOLO	ASST	SK	YDS	INT	YDS	LG	TD	PD	FF	FR	
2020	MIAMI	8	0	3	1	2	0.0	0.0	0	0	0	0	0	0	0	0
NFL TOTALS		8	0	3	1	2	0.0	0.0	0	0	0	0	0	0	0	0

FLIPPER

From 1966-68, a live dolphin was situated in a water tank in the open (east) end of the Orange Bowl. He would jump in the tank to celebrate touchdowns and field goals. Flipper was removed from the Orange Bowl after 1968.

In the 1994 feature film, "Ace Ventura", starring Jim Carrey, the plot involved Snowflake, a fictional live dolphin who did tricks after the Dolphins score a touchdown and was the basis of the film after he was kidnapped as part of a revenge plot against Dolphins quarterback Dan Marino.





1

TUA TAGOVAILOA

QUARTERBACK // 6-1 // 217 // ALABAMA '20
ACQUIRED: D1A, '20
HOMETOWN: EWA BEACH, HAWAII // BORN: 3/2/98
NFL: SECOND SEASON // DOLPHINS: SECOND SEASON

NFL CAREER

TRANSACTIONS:

- 1st-round pick (5th overall) by Miami in the 2020 NFL Draft.

CAREER HIGHLIGHTS:

- Played in 10 career games with 9 starts.
- 186-of-290 passing (64.1 pct.) for 1,814 yards, 11 TDs and a QB rating of 87.1.
- 36 carries for 109 yards (3.0 avg.) and 3 TDs.
- 1 miscellaneous tackle.
- Became 3rd rookie QB in Super Bowl era (Dak Prescott and Kyle Allen) to not throw an interception in his 1st 5 career starts (min. 100 att.).
- Became the 1st Dolphins rookie QB in team history to win each of his 1st 3 starts.
- Did not throw an interception in 5 consecutive starts (Games 7-10, 12 of the 2020 season), tying the franchise record (Jay Fiedler) for most consecutive starts without an interception.
- Joined QB Carson Wentz (Philadelphia) as only rookie QBs in the Super Bowl era to win each of his 1st 3 NFL starts and not throw an interception.

2020 (MIAMI):

- Played in 10 games with 9 starts.
- Inactive for 1 game.
- Dressed but did not play in 5 games.
- 186-of-290 passing (64.1 pct.) for 1,814 yards, 11 TDs and a QB rating of 87.1.
- 36 carries for 109 yards (3.0 avg.) and 3 TDs.
- 1 miscellaneous tackle.

VS. N.Y. JETS (10/18): 2-of-2 passing (100.0 pct.) for 9 yards for a QB rating of 85.4.

- Made his NFL and Dolphins debut.
- Became the 4th left-handed QB to throw a pass for the Dolphins, joining Jim Del Gaizo, Scott Mitchell and Pat White.

AT ARIZONA (11/8): 20-of-28 passing (71.4 pct.) for 248 yards, 2 TDs and a QB rating of 122.3; 7 carries for 35 yards (5.0 avg.).

- Completed a 9-yard TD pass to WR Preston Williams to extend Miami's lead to 21-14.
- Completed an 11-yard TD pass to WR Mack Hollins in the 4th quarter to even the score 31-31.
- Trailing by 7 entering the 4th quarter, completed

6-of-8 (75.0 pct.) passes for 67 yards and 1 TD in final frame to lead come-from-behind win.

- Became the 1st Dolphins player to have a game-winning drive in the 4th quarter or OT within his 1st 2 NFL starts since Chad Henne in 2009.
- It was the 1st 4th-quarter comeback of his career.

VS. KANSAS CITY (12/13): 28-of-48 passing (58.3 pct.) for 316 yards, 2 TDs and a QB rating for 83.3; 6 carries for 24 yards (4.0 avg.) and 1 TD.

- Completed a 7-yard TD pass to TE Mike Gesicki to give Miami a 7-0 lead.
- Completed a 29-yard TD pass to TE Mike Gesicki in the 4th quarter.
- Scored on a 1-yard TD run in the 4th quarter.
- Posted the 1st 300-yard passing game of his career.

VS. NEW ENGLAND (12/20): 20-of-26 passing (76.9 pct.) for 145 yards and a QB rating of 73.4; 3 carries for 9 yards (3.0 avg.) and 2 TDs.

- Scored on a 3-yard TD run in the 4th quarter to give Miami a 15-12 lead.
- Scored on a 1-yard TD run in the 4th quarter to extend Miami's lead to 22-12.
- Became the 5th QB in Dolphins history to have 2 rushing TDs in the same game and 1st since QB Cleo Lemon on 10/14/07 at Cleveland.

BEFORE THE NFL

COLLEGE (ALABAMA):

- 3-year letterman (2017-19) and 2-year starter.
- CAREER:** Played in 33 career games with 24 starts; 474-of-684 passing (69.3 pct.) for 7,442 yards and 87 TDs; 107 carries for 340 yards (3.2 avg.) and 9 TDs.
- His 87 career passing TDs set a school record.
 - His 7,442 career passing yards ranked 3rd in school history.

JUNIOR (2019): Started 9 games; 180-of-252 passing (71.4 pct.) for 2,840 yards and 33 TDs; 23 carries for 17 yards (0.7 avg.) and 2 TDs.

- Co-Polynesian Player of the Year.
- Won the Bobby Bowden Award (Division I player who epitomizes a student-athlete from a faith perspective).
- 2nd-team All-SEC.

SOPHOMORE (2018): Started all 15 games; 245-of-355 passing (69.0 avg.) for 3,966 yards and 43 TDs; 57 carries for 190 yards (3.3 avg.) and 5 TDs.

- His 43 TD passes were a single-season school record.
- His 3,966 passing yards were a single-season school record.
- His 245 completions ranked 4th in school history.
- His 48 total TDs led the SEC and ranked 2nd nationally.
- Consensus All-American.
- Walter Camp Player of the Year.
- Won the Maxwell Award (nation's top all-around player).
- Sporting News National Player of the Year.
- SEC Offensive Player of the Year.
- 1st-team All-SEC.
- Finalist for the Davey O'Brien Award (best quarterback).

TRUE FRESHMAN (2017): Played in 9 games; 49-of-77 passing (63.6 pct.) and 11 TDs; 27 carries for 133 yards (4.9 avg.) and 2 TDs.

- Entered the game in the 2nd half and helped team erase 13-0 to win the College Football Playoff National Championship.
- College Football Playoff National Championship Offensive MVP.

HIGH SCHOOL (SAINT LOUIS SCHOOL – HONOLULU, HAWAII)

CAREER: 8,158 passing yards and 84 TDs; 1,727 rushing yards and 27 TDs.

- His 8,158 passing yards were a new Hawaii high school record.

SENIOR (2016): 3,932 passing yards and 43 TDs.

- Hawaii Gatorade Player of the Year.
- Won a state championship.

OFF THE FIELD

COMMUNITY:

- In 2020, established a \$300,000 permanent scholarship endowment at his high school alma mater, Saint Louis School in Honolulu, Hawai'i.

PERSONAL:

- **PRONUNCIATION:** Name is pronounced TWO-uh TUNG-oh-vai-LOA.
- **MAJOR:** Communication studies.

TUA TAGOVAILOA'S NFL REGULAR SEASON PASSING STATS

YEAR	TEAM	GP	GS	ATT	CMP	PCT	YDS	Y/A	TD	INT	LG	SK/YDS	RATE
2020	MIAMI	10	9	290	186	64.1	1,814	6.3	11	5	35	20/136	87.1
NFL TOTALS		10	9	290	186	64.1	1,814	6.3	11	5	35	20/136	87.1

TUA TAGOVAILOA'S NFL REGULAR SEASON RUSHING/RECEIVING STATS

YEAR	TEAM	GP	GS	RUSHING					RECEIVING				
				ATT	YDS	AVG	LG	TD	REC	YDS	AVG	LG	TD
2020	MIAMI	10	9	36	109	3.0	17	3	0	0	0.0	0	0
NFL TOTALS		10	9	36	109	3.0	17	3	0	0	-	0	0

ADDITIONAL STATS

Miscellaneous Tackles: 1 in 2020.

Career Regular Season Record As A Starter: 6-3 in 2020.

SINGLE-GAME CAREER HIGHS

Pass Attempts:	58	at Buffalo, 1/3/21
Completions:	35	at Buffalo, 1/3/21
Passing Yards:	361	at Buffalo, 1/3/21
TD Passes:	2	3 times, last: vs. Kansas City, 12/13/20
Longest Pass:	35	Twice, last: vs. Cincinnati, 12/6/20
Completion Pct. (min. 20 att.):	77.3	at Las Vegas, 12/26/20
Passer Rating:	122.3	at Arizona, 11/8/20
Rush Attempts:	7	at Arizona, 11/8/20
Rushing Yards:	35	at Arizona, 11/8/20
Longest Run:	17	at Arizona, 11/8/20
Rushing TDs:	2	vs. New England, 12/20/20

TAGOVAILOA'S 4TH QUARTER COMEBACK VICTORIES (2)

DATE	OPP	4Q DEFICIT	4Q/OT STATS	FINAL SCORE
1. 11/8/20	at Ari.	24-31	8-6-67-1-0	34-31
2. 12/20/20	vs. NE	9-7	5-5-28-0-0	22-12

TAGOVAILOA'S GAME-WINNING DRIVES (2)


DATE	OPP	GW SCORE	TIME LEFT	FINAL SCORE
1. 11/8/20	at Ari.	Sanders 50-yd FG	3:30	34-31
2. 12/20/20	vs. NE	Tagovailoa 3-yd rush	12:55	22-12

300-YARD PASSING GAMES (2)

DATE	OPP	ATT	CMP	PCT	YDS	TD	INT	LG	RATE
12/13/20	vs. KC	48	28	58.3	316	2	1	29†	83.3
1/3/21	at Buf.	58	35	60.3	361	1	3	31	62.5

2020 GAME-BY-GAME STATS (MIAMI)

DATE	OPPONENT	P/S	ATT	CMP	PCT	YDS	TD	INT	LG	SK/YDS
09/13	at New England									
09/20	BUFFALO									
09/24	at Jacksonville									
10/04	SEATTLE									
10/11	at San Francisco									
10/18	N.Y. JETS	1/0	2	2	100.0	9	0	0	7	0/0
11/01	L.A. RAMS	1/1	22	12	54.5	93	1	0	15	1/3
11/08	at Arizona	1/1	28	20	71.4	248	2	0	35	3/27
11/15	N.Y. JETS	1/1	25	15	60.0	169	2	0	23	0/0
11/22	at Denver	1/1	20	11	55.0	83	1	0	13	6/33
11/29	at N.Y. Jets									
12/06	CINCINNATI	1/1	39	26	66.7	296	1	0	35	0/0
12/13	KANSAS CITY	1/1	48	28	58.3	316	2	1	29t	4/29
12/20	NEW ENGLAND	1/1	26	20	76.9	145	0	1	15	2/12
12/26	at Las Vegas	1/1	22	17	77.3	94	1	0	14	3/23
01/03	at Buffalo	1/1	58	35	60.3	361	1	3	31	1/9
2020 TOTALS		10/9	290	186	64.1	1,814	11	5	35	20/136



64

CAMERON TOM

CENTER // 6-4 // 300 // S. MISSISSIPPI '17
ACQUIRED: FA, '21
HOMETOWN: BATON ROUGE, LA. // BORN: 6/21/95
NFL: FIFTH SEASON // DOLPHINS: FIRST SEASON

NFL CAREER

TRANSACTIONS:

- Signed by Miami on Feb. 3, 2021.
- Signed to New Orleans' practice squad on Sept. 6, 2020.
- Waived by New Orleans on Sept. 5, 2020.
- Promoted from New Orleans' practice squad on Oct. 25, 2017.
- Signed to New Orleans' practice squad on Sept. 3, 2017.
- Waived by New Orleans on Sept. 2, 2017.
- Signed by New Orleans as an undrafted college free agent on May 8, 2017.

CAREER HIGHLIGHTS:

- Played in 12 career games with 1 start.
- Appeared in 2 postseason games.

2020 (NEW ORLEANS):

- Played in 1 game.
- Elevated to the active roster on Nov. 29.
- Spent the season on New Orleans' practice squad.

AT DENVER (11/29): Played but did not record any stats.

2019 (NEW ORLEANS):

- Missed the entire season on injured reserve.
- Placed on injured reserve Aug. 31.

2018 (NEW ORLEANS):

- Played in 11 games with 1 start.
- Inactive for 3 games.
- Dressed but did not play in 2 games.

AT ATLANTA (9/23): Played but did not record any stats.

- Made his NFL debut.

VS. L.A. RAMS (11/4): Played but did not record any stats.

VS. PHILADELPHIA (11/18): Played but did not record any stats.

- Played in 24 snaps at center and did not allow a sack, helping the team gain 546 total offensive net yards.

POSTSEASON:

NFC DIVISIONAL VS. PHILADELPHIA (1/13): Played but did not record any stats.

NFC CHAMPIONSHIP VS. L.A. RAMS (1/20): Played but did not record any stats.

2017 (NEW ORLEANS):

- Inactive for 10 games.
- Promoted to the active roster on Oct. 25.
- Spent 6 games on the practice squad.

BEFORE THE NFL

COLLEGE (SOUTHERN MISSISSIPPI):

- 4-year starter (2012-15).

CAREER: Played in 44 games with 43 starts at right guard.

JUNIOR (2015): Started all 14 games at center.

- 1st-team All-Conference USA.

SOPHOMORE (2014): Started all 12 games at center.

- Honorable mention All-Conference USA.

TRUE FRESHMAN (2013): Played in 11 games with 9 starts at right tackle.

- Conference USA All-Freshman.

HIGH SCHOOL (CATHOLIC HS – BATON ROUGE, LA.)

- Also lettered in track and field.

SENIOR (2012):

- Honorable mention all-state.
- 1st-team all-metro.
- 1st-team all-district.
- All-district in shot put.

OFF THE FIELD

PERSONAL:

- **MAJOR:** Marketing.

CAMERON TOM'S NFL REGULAR SEASON STATS


GAMES/STARTS: (New Orleans) 2018: 11/1, 2020: 1/0

NFL TOTALS: 12/1

CAMERON TOM'S NFL PLAYOFF STATS

GAMES/STARTS: (New Orleans) 2018: 2/0

PLAYOFF TOTALS: 2/0



43 ANDREW VAN GINKEL

LINEBACKER // 6-4 // 242 // WISCONSIN '19
ACQUIRED: DS, '19
HOMETOWN: ROCK VALLEY, IOWA // BORN: 7/1/95
NFL: THIRD SEASON // DOLPHINS: THIRD SEASON

NFL CAREER

TRANSACTIONS:

- 5th-round pick (151st overall) by Miami in the 2019 NFL Draft.

CAREER HIGHLIGHTS:

- Played in 22 career games with 12 starts.
- 53 tackles (29 solo), 6.5 sacks, 4 passes defended, 3 forced fumbles and 2 fumble recoveries; 1 fumble return for a TD.
- 10 special teams tackles (6 solo).
- 1 blocked punt.

2020 (MIAMI):

- Played in all 16 games with 11 starts.
- 42 tackles (25 solo), 5.5 sacks, 4 passes defended, 3 forced fumbles and 1 fumble recovery.
- 1 fumble return for a TD.
- 1 blocked punt.
- 6 special teams tackles (4 solo).

VS. L.A. RAMS (11/1): 2 assisted tackles, 1 pass defended and 1 fumble recovery; 1 fumble return for a TD.

- Recovered a QB Jared Goff fumble forced by DE Emmanuel Ogbah and returned it 78 yards for a TD in the 2nd quarter.

- It was the 2nd-longest fumble return in team history and longest longest since DE/LB Jason

Taylor had an 85-yard return for a TD on Sept. 11, 2005.

VS. L.A. CHARGERS (11/15): 5 assisted tackles; 1 blocked punt.

- Blocked a punt by P Ty Long that was Miami's 1st blocked punt since RB Brandon Bolden blocked a punt on Nov. 11, 2018 at Green Bay.

AT LAS VEGAS (12/26): 7 tackles (6 solo), 2 sacks and 1 pass defended; 1 special teams tackle.

- Sacked QB Derek Carr on 3rd-and-8 for a loss of 9 yards in the 2nd quarter.
- Sacked QB Derek Carr again for a loss of 9 yards in the 2nd quarter.

2019 (MIAMI):

- Played in 6 games with 1 start.
- 11 tackles (9 solo), 1 sack and 1 fumble recovery.
- 4 special teams tackles (2 solo).
- Activated off injured reserve on Nov. 20.
- Missed the first 10 games of the season after being placed on injured reserve on Sept. 6.

AT CLEVELAND (11/25): 1 assisted tackle; 1 solo special teams tackle.

- Made his NFL debut.

AT N.Y. JETS (12/8): 2 tackles (1 solo) and 1 sack; 1 assisted special teams tackle.

- Sacked QB Sam Darnold for a loss of 8 yards on the final possession of the game.
- It was his 1st career sack.

AT NEW ENGLAND (12/29): 6 solo tackles.

BEFORE THE NFL

COLLEGE (WISCONSIN):

- 2-year letterman (2017-18) and 1-year starter.
- Transferred from Iowa Western Community College following his sophomore season (2016).
- Transferred from South Dakota following his redshirt freshman season (2015).

CAREER (AT WISCONSIN): Played in 27 games with 10 starts; 99 tackles (64 solo), 12 sacks, 7 passes defended, 2 interceptions, 7 passes defended, 4 forced fumbles and 1 fumble recovery; 1 blocked kick.

SENIOR (2018 AT WISCONSIN): Played in all 13 games with 10 starts; 60 tackles (38 solo), 5.5 sacks, 3 passes defended and 2 forced fumbles; 1 blocked kick.

- 3rd-team All-Big Ten.
- His 5.5 sacks led the team.

JUNIOR (2017 AT WISCONSIN): Played in all 14 games; 39 tackles (26 solo), 6.5 sacks, 2 interceptions, 4 passes defended, 2 forced fumbles and 1 fumble recovery.

- Helped the defense lead the nation in pass efficiency allowed (94.6 yards allowed per game) and rank 2nd in total defense (262.1 yards allowed per game).

SOPHOMORE (2016 AT IOWA WESTERN CC): Started all 11 games; 50 tackles (18 solo), 3.5 sacks, 1 interception, 1 pass defended and 1 fumble recovery.

REDSHIRT FRESHMAN (2015 AT SOUTH DAKOTA): Started all 11 games at defensive end; 56 tackles (40 solo), 9 sacks, 2 passes defended, 2 forced fumbles and 3 fumble recoveries; 1 blocked kick.

- 1st-team All-Missouri Valley Football Conference (MVFC).
- MVFC Freshman of the Year.
- Redshirted in 2014.

HIGH SCHOOL (BAYDEN HULL/ROCK VALLEY HS – ROCK VALLEY, IOWA)

- Played quarterback and defensive back.
- Also lettered in basketball and track.

CAREER: 176 tackles, 10 interceptions and 10 fumble recoveries.

SENIOR (2014): 1,466 passing yards and 17 TDs; 1,413 rushing yards and 15 TDs; 95 tackles.

- 1st-team all-state at defensive back.

OFF THE FIELD

COMMUNITY:

- In 2019, collaborated with fellow Dolphins rookies and Neighbors4Neighbors to sponsor four South Florida families with holiday gifts and game tickets.
- Helped distribute 500 Thanksgiving meals purchased through player donations to local South Florida families.
- Volunteered with Feeding South Florida to pack food for local families.
- Volunteered to take local elementary students Halloween costume shopping in Aventura.

PERSONAL:

- **MAJOR:** Agricultural business management.

ANDREW VAN GINKEL'S NFL REGULAR SEASON STATS

YEAR	TEAM	GP	GS	TACKLES					INTERCEPTIONS					FUMBLES		
				TOT	SOLO	ASST	SK	YDS	INT	YDS	LG	TD	PD	FF	FR	
2019	MIAMI	6	1	11	9	2	1.0	8.0	0	0	0	0	0	0	0	1
2020	MIAMI	16	11	42	25	17	5.5	45.0	0	0	0	0	4	3	1	
NFL TOTALS		22	12	53	34	19	6.5	53.0	0	0	0	0	4	3	2	

ADDITIONAL STATS

Defensive Touchdowns: 78-yard fumble return on 11/1/20 vs. L.A. Rams.

Special Teams Tackles: 4 in 2019, 6 in 2020 for total of 10.

Special Teams Forced Fumbles: 1 in 2020.

Blocked Punts: 1 on 11/15/20 vs. L.A. Chargers.

SINGLE-GAME CAREER HIGHS

Tackles:	7	at Las Vegas, 12/26/20
Sacks:	2	at Las Vegas, 12/26/20
Passes Defended:	1	4 times, last: at Buffalo, 1/3/21
Forced Fumbles	1	3 times, last: at Denver, 11/22/20
Fumble Recoveries:	1	Twice, last: vs. L.A. Rams, 11/1/20

DUAL 100-YARD RUSHING GAMES

In the history of the franchise, the Dolphins have had four dual 100-yard individual rushing games and the team is 4-0 in those games. The combination of Larry Csonka and Jim Kiick had two dual 100-yard games, both of which were during the 1971 season. Kiick (20 carries for 108 yards) and Csonka (20-103-1) first accomplished the feat on Sept. 26 at Buffalo. Csonka (20-137-2) and Kiick (17-121) again both surpassed the 100-yard mark on Oct. 24 at the N.Y. Jets. In 1974, Benny Malone (19-104-1) and Don Nottingham (10-102-1) both rushed for 100-plus yards on Oct 27 at Baltimore. In 1975, Nottingham (21-102-3) teamed with Mercury Morris (31-125) to both gain 100-yards on Oct. 5 at Green Bay.



94

CHRISTIAN WILKINS

DEFENSIVE TACKLE // 6-4 // 310 // CLEMSON '19
 ACQUIRED: D1, '19
 HOMETOWN: SPRINGFIELD, MASS. // BORN: 12/20/95
 NFL: THIRD SEASON // DOLPHINS: THIRD SEASON

NFL CAREER

TRANSACTIONS:

- 1st-round pick (13th overall) by Miami in the 2019 NFL Draft.

CAREER HIGHLIGHTS:

- Played in 30 career games with 26 starts.
- 103 tackles (58 solo), 3.5 sacks, 1 interception, 7 passes defended and 1 fumble recovery.
- 1 reception for 1 yard and 1 TD.
- His 56 tackles in 2019 were the most by any rookie defensive lineman in the league that season:

2019 NFL TACKLES LEADERS (ROOKIE DEFENSIVE LINEMEN)				
PLAYER	TEAMS	TOT	SOLO	ASST
1. CHRISTIAN WILKINS	MIA.	56	30	26
2. Nick Bosa	SF	47	32	15
3. Maxx Crosby	Oak.	46	35	11
4. Josh Allen	Jax.	44	31	13
5. Ed Oliver	Buf.	43	24	19

- His 56 tackles in 2019 were the 5th-most by an NFL rookie defensive lineman since 2015.
- His 56 tackles in 2019 were tied for the 5th-most by any defensive tackle in the NFL that season:

2019 NFL TACKLES LEADERS (DEFENSIVE TACKLES)				
PLAYER	TEAM	TOT	SOLO	ASST
1. Cameron Heyward	Pit.	83	51	32
2. Davon Godchaux	Mia.	75	33	42
3. Grady Jarrett	Atl.	69	38	31
4. Sheldon Richardson	Cle.	62	43	19
5. CHRISTIAN WILKINS	MIA.	56	30	26
6. Tyeler Davison	Atl.	55	26	29

2020 (MIAMI):

- Played in 14 games with 12 starts.
- Spent 2 games on the Reserve/COVID-19 list.
- 47 tackles (28 solo), 1.5 sacks, 1 interception, 5 passes defended and 1 fumble recovery.
- Member of the team's Social Impact Committee.

AT SAN FRANCISCO (10/11): 2 tackles (1 solo) and 1 fumble recovery.

- Recovered a QB C.J. Beathard fumble forced by DE Emmanuel Ogbah in the 4th quarter.

VS. N.Y. JETS (10/18): 5 tackles (3 solo), 1 sack and 2 passes defended.

- Sacked QB Joe Flacco in the 2nd quarter on 3rd-and-6 for a loss of 8 yards.

VS. L.A. RAMS (11/1): 5 tackles (3 solo), 1 interception and 1 pass defended.

- Intercepted QB Jared Goff in the 2nd quarter and returned it 8 yards for his 1st career interception.

HONORS:

- Won the Nat Moore Community Service Award as part of the team's Social Impact Committee.

2019 (MIAMI):

- Played in all 16 games with 14 starts.
- 56 tackles (30 solo), 2 sacks and 2 passes defended.
- 1 reception for 1 yard and 1 TD.
- His 56 tackles were the most by any rookie defensive lineman in the league.
- His 56 tackles were the 5th-most by an NFL rookie defensive lineman since 2015.
- His 56 tackles were the 5th-most by any defensive tackle in the NFL.

VS. N.Y. JETS (11/3): 5 tackles (3 solo) and 1 sack.

- Sacked QB Sam Darnold on 3rd-and-3 forcing a Jets missed field goal.

- It was his 1st career sack.

AT CLEVELAND (11/24): 6 tackles (3 solo).

VS. CINCINNATI (12/22): 3 solo tackles and 1 sack; 1 reception for 1 yard and 1 TD.

- Scored a 1-yard TD on Miami's first possession. He caught a pass out of the backfield and recovered his own fumble in the end zone for the score. It was the 1st reception and TD of his career.

- Is the 2nd Dolphins defensive player ever to catch a touchdown (Vern den Herder).

- Is just the 3rd player NFL player in the 2010s decade to catch a TD and record a sack on the same game (Vita Vea and J.J. Watt).

- Sacked QB Andy Dalton in the 3rd quarter.

BEFORE THE NFL

COLLEGE (CLEMSON):

- 4-year letterman (2015-18) and 3-year starter.

CAREER: Played in all 59 games with 45 starts; 191 tackles (94 solo), 16 sacks, 16 passes defended, 2 forced fumbles and 4 fumble recoveries; 2 blocked kicks; 4 carries for 13 yards (3.3 avg.) and 2 TDs; 2 receptions for 32 yards (16.0 avg.) and 1 TD.

- Finished his career tied for the most games played in school history (59).

- 1 of 4 players in school history to earn All-American honors in 3 different seasons.

SENIOR (2018): Started all 15 games; 50 tackles (26 solo), 6 sacks, 2 passes defended, 1 forced fumble and 2 fumble recoveries; 1 blocked kick; 3 carries for 3 yards (1.0 avg.) and 2 TDs.

- Won the William V. Campbell Trophy (nation's best scholar-athlete) and became the 1st player in school history to win the award.
- Unanimous 1st-team All-American.
- 1st-team All-ACC.
- Finalist for the Chuck Bednarik Award (nation's top defensive player).
- Finalist for the Bronko Nagurski Trophy (best defensive player).
- Finalist for the Outland Trophy (nation's best interior lineman).
- Finalist for the Lombardi Award (based on performance, leadership, character and resiliency).
- Finalist for the Lott IMPACT Trophy (best defensive player in character and performance).
- Finalist for the Senior CLASS Award (most outstanding senior).
- Helped his team win the College Football Playoff National Championship.
- Voted a team captain.

JUNIOR (2017): Started all 14 games; 60 tackles (26 solo), 4.5 sacks and 4 passes defended.

- Won the Bill Willis Award (nation's best defensive lineman).
- 1st-team All-American.
- 1st-team All-ACC.
- Served as a team captain.

SOPHOMORE (2016): Started all 15 games; 48 tackles (24 solo), 3.5 sacks, 10 passes defended and 2 fumble recoveries; 1 blocked kick; 1 carry for 10 yards; 1 reception for 1 yard and 1 TD.

- 1st-team All-American.
- 2nd-team All-ACC.
- Finalist for the Bronko Nagurski Trophy (nation's best defensive player).
- Helped his team win the College Football Playoff National Championship.

TRUE FRESHMAN (2015): Played in all 15 games with 1 start; 33 tackles (18 solo), 2 sacks and 1 forced fumble; 1 reception for 31 yards.

- Freshman All-American.

HIGH SCHOOL (SUFFIELD ACADEMY – SUFFIELD, CT.)

- Also lettered in basketball.

CAREER: Played in 35 games; 253 tackles, 28.5 sacks and 6 fumble recoveries.

SENIOR (2014): 71 tackles, 8 sacks and 4 forced fumbles.

JUNIOR (2013): 57 tackles.

SOPHOMORE (2012): 12 receptions for 209 yards (17.4 avg.) and 2 TDs.

OFF THE FIELD

COMMUNITY:

- In 2020, helped establish the Social Impact Committee to make a difference in civic engagement, education and economic empowerment.
- Rode the 25-mile Fort Lauderdale Ride in the 2020 Dolphins Cancer Challenge.
- In 2019, along with fellow Dolphins rookies, collaborated with Neighbors4Neighbors to sponsor four South Florida families with holiday gifts and game tickets.
- Delivered Thanksgiving meals to local families in need with the Fort Lauderdale Police Department through Football Unites.
- Visited children at Alex's Place at Sylvester Comprehensive Cancer Center.
- Volunteered with Big Brothers Big Sisters of Miami for the Top Golf event through Football Unites.
- Delivered and assembled beds for two South Florida families in need in partnership with Ashley HomeStore.
- Spent time with 80 local youth from the His House Children's Home, a Miami Gardens foster care residential facility, and shopped for back-to-school shoes at DSW Designer Shoe Warehouse.
- Surprised 100 underprivileged kids in South Florida with brand new beds in partnership with Ashley HomeStore and helped host the 3rd annual Hope to Dream Sleepover at the Baptist Health Training Facility.

PERSONAL:

- **GRADUATE DEGREE:** Athletic leadership.
- **MAJOR:** Communication.

CHRISTIAN WILKINS' NFL REGULAR SEASON STATS


YEAR	TEAM	GP	GS	TACKLES			SK	YDS	INTERCEPTIONS					FUMBLES	
				TOT	SOLO	ASST			INT	YDS	LG	TD	PD	FF	FR
2019	MIAMI	16	14	56	30	26	2.0	14.0	0	0	0	0	2	0	0
2020	MIAMI	14	12	47	28	19	1.5	10.0	1	8	8	0	5	0	1
NFL TOTALS		30	26	103	58	45	3.5	24.0	1	8	8	0	7	0	1

ADDITIONAL STATS

Receiving: 1 for 1 yard and 1 TD in 2019.

SINGLE-GAME CAREER HIGHS

- Tackles:** 6 at Cleveland, 11/24/19
- Sacks:** 1 3 times, last: vs. N.Y. Jets, 10/18/20
- Interceptions:** 1 vs. L.A. Rams, 11/1/20
- Passes Defended:** 2 Twice, last: vs. N.Y. Jets, 10/18/20
- Fumble Recoveries:** 1 at San Francisco, 10/11/20



18

PRESTON WILLIAMS

WIDE RECEIVER // 6-5 // 220 // COLORADO STATE '19

ACQUIRED: FA, '19

HOMETOWN: LOVEJOY, GA. // BORN: 3/27/97

NFL: THIRD SEASON // DOLPHINS: THIRD SEASON

NFL CAREER

TRANSACTIONS:

- Signed by Miami as an undrafted college free agent on May 9, 2019.

CAREER HIGHLIGHTS:

- Played in 16 career games with 14 starts.
- 50 receptions for 716 yards (14.3 avg.) and 7 TDs.
- 4 miscellaneous tackles.
- 10 punt returns for 115 yards (11.5 avg.).

2020 (MIAMI):

- Played in 8 games with 7 starts.
- Missed the rest of the season after being placed on injured reserve on Nov. 11, 2020.
- 18 receptions for 288 yards (16.0 avg.) and 4 TDs.
- 2 miscellaneous tackles.

AT SAN FRANCISCO (10/11): 4 receptions for 106 yards (26.5 avg.) and 1 TD.

- Caught a 32-yard TD pass from QB Ryan Fitzpatrick in the 3rd quarter to extend Miami's lead to 37-14.

VS. N.Y. JETS (10/18): 2 receptions for 18 yards (9.0 avg.) and 1 TD.

- Caught a 3-yard TD pass from QB Ryan Fitzpatrick in the 2nd quarter to extend Miami's lead to 14-0.

AT ARIZONA (11/8): 4 receptions for 60 yards (15.0 avg.) and 1 TD.

- Caught a 9-yard TD pass from QB Tua Tagovailoa in the 2nd quarter to extend Miami's lead to 21-14.

2019 (MIAMI):

- Played in 8 games with 7 starts.
- Missed the rest of the season after being placed on injured reserve on Nov. 5.
- 32 receptions for 428 yards (13.4 avg.) and 3 TDs;
- 10 punt returns for 115 yards (11.5 avg.).
- 2 miscellaneous tackles.

VS. BALTIMORE (9/8): 3 receptions for 24 yards (8.0 avg.) and 1 TD.

- Caught a 6-yard TD pass from QB Ryan Fitzpatrick in the 2nd quarter.
- Became the 2nd undrafted rookie in team history to score in a season opener (WR Andre Brown, Sept. 10, 1989 vs. Buffalo).
- Made his NFL debut.

AT BUFFALO (10/20): 6 receptions for 82 yards (13.7 avg.); 1 punt return for 19 yards.

VS. N.Y. JETS (11/3): 5 receptions for 72 yards (14.4 avg.) and 2 TDs; 2 punt returns for 19 yards (9.5 avg.).

- Caught a 12-yard TD pass from QB Ryan Fitzpatrick in the 2nd quarter to tie the game at 7.
- Caught a 5-yard TD pass from QB Ryan Fitzpatrick in the 2nd quarter to put Miami up 21-7.
- Became the 4th Dolphins rookie to catch multiple TDs in a game and 1st since 2014 (Jarvis Landry).

BEFORE THE NFL

COLLEGE (COLORADO STATE):

- 1-year starter (2018).
- Transferred from Tennessee following his sophomore season (2016).

CAREER: Played in all 12 games with 10 starts at Colorado State; 96 receptions for 1,345 yards (14.0 avg.) and 14 TDs; 4 carries for 13 yards (3.3 avg.); 6 kickoff returns for 119 yards (19.8 avg.); 2 punt returns for 1 yard (0.5 avg.).

- Played in 15 games with 3 starts at Tennessee; 16 receptions for 247 yards (15.4 avg.) and 2 TDs.

JUNIOR (2018 AT COLORADO STATE): Played in all 12 games with 10 starts; 96 receptions for 1,345 yards (14.0 avg.) and 14 TDs; 4 carries for 13 yards (3.3 avg.); 6 kickoff returns for 119 yards (19.8 avg.); 2 punt returns for 1 yard (0.5 avg.).

- 2nd-team All-American.
- 1st-team All-Mountain West.
- His 96 receptions ranked 3rd in FBS and tied for 2nd in single-season school history.
- His 14 receiving TDs were tied for 3rd in FBS and tied for 2nd in single-season school history.
- His 1,345 receiving yards ranked 4th in FBS and 3rd in single-season school history.

REDSHIRT JUNIOR (2017 AT COLORADO STATE): Sat out season under NCAA guidelines following transfer.

- Lettered in track and field.
- All-Mountain West in the indoor triple jump.

SOPHOMORE (2016 AT TENNESSEE): Played in 7 games with 2 starts; 9 receptions for 89 yards (9.9 avg.).

TRUE FRESHMAN (2015 AT TENNESSEE): Played in 8 games with 1 start; 7 receptions for 158 yards (22.6 avg.) and 2 TDs.

HIGH SCHOOL (LOVEJOY HS – LOVEJOY, GA.)

- Played wide receiver and defensive back.
- Also lettered in track and field.
- Won the state title in the long jump his senior year.

CAREER: 99 receptions for 2,318 yards (23.4 avg.) and 27 TDs combined over junior and senior seasons.

SENIOR (2014):

- 1st-team all-state.

JUNIOR (2013): 3 punt return TDs and 2 interceptions returned for TDs.

- 1st-team all-state.
- State offensive player of the year.

OFF THE FIELD

COMMUNITY:

- In 2019, along with fellow Dolphins rookies, collaborated with Neighbors4Neighbors to sponsor four South Florida families with holiday gifts and game tickets.
- Volunteered with Feeding South Florida in partnership with Football Unites to pack food for local families.

PERSONAL:

- **MAJOR:** Theatre.

PRESTON WILLIAMS' NFL REGULAR SEASON STATS

YEAR	TEAM	GP	GS	RECEIVING					RUSHING				
				REC	YDS	AVG	LG	TD	ATT	YDS	AVG	LG	TD
2019	MIAMI	8	7	32	428	13.4	35	3	0	0	0.0	0	0
2020	MIAMI	8	7	18	288	16.0	47	4	0	0	0.0	0	0
NFL TOTALS		16	14	50	716	14.3	47	7	0	0	-	0	0

PRESTON WILLIAMS' NFL REGULAR SEASON RETURNING STATS

YEAR	TEAM	KICKOFF RETURN					PUNT RETURN					
		KR	YDS	AVG	LG	TD	PR	FC	YDS	AVG	LG	TD
2019	MIAMI	0	0	0.0	0	0	10	5	115	11.5	21	0
2020	MIAMI	0	0	0.0	0	0	0	0	0	0.0	0	0
NFL TOTALS		0	0	0.0	0	0	10	5	115	11.5	21	0

ADDITIONAL STATS

Miscellaneous Tackles: 2 in 2019, 1 in 2020 for total of 3.

SINGLE-GAME CAREER HIGHS

Receptions: 6 at Buffalo, 10/20/19
Receiving Yards: 106 at San Francisco, 10/11/20
Longest Reception: 47 at San Francisco, 10/11/20
Receiving TDs: 2 vs. N.Y. Jets, 11/3/19

100-YARD RECEIVING GAMES (8)

DATE	OPPONENT	REC	YDS	AVG	LG	TD
10/11	at San Francisco	4	106	26.5	47	1

2019 GAME-BY-GAME STATS (MIAMI)

DATE	OPPONENT	P/S	REC	YDS	AVG	LG	TD
09/08	BALTIMORE	1/1	3	24	8.0	11	1
09/15	NEW ENGLAND	1/1	4	63	15.8	17	0
09/22	at Dallas	1/1	4	68	17.0	25	0
09/29	L.A. CHARGERS	1/1	4	46	11.5	25	0
10/13	WASHINGTON	1/1	2	31	15.5	21	0
10/20	at Buffalo	1/1	6	82	13.7	35	0
10/28	at Pittsburgh	1/1	4	42	10.5	14	0
11/03	N.Y. JETS	1/0	5	72	14.4	26	2
11/10	at Indianapolis						INJURED RESERVE
11/17	BUFFALO						INJURED RESERVE
11/24	at Cleveland						INJURED RESERVE
12/01	PHILADELPHIA						INJURED RESERVE
12/08	at N.Y. Jets						INJURED RESERVE
12/15	at N.Y. Giants						INJURED RESERVE
12/22	CINCINNATI						INJURED RESERVE
12/29	at New England						INJURED RESERVE
2019 TOTALS		8/7	32	428	13.4	35	3

2020 GAME-BY-GAME STATS (MIAMI)

DATE	OPPONENT	P/S	REC	YDS	AVG	LG	TD
09/13	at New England	1/1	2	41	20.5	21	0
09/20	BUFFALO	1/1	1	26	26.0	26	0
09/24	at Jacksonville	1/1	2	7	3.5	4	1
10/04	SEATTLE	1/0	1	15	15.0	15	0
10/11	at San Francisco	1/1	4	106	26.5	47	1
10/18	N.Y. JETS	1/1	2	18	9.0	15	1
11/01	L.A. RAMS	1/1	2	15	7.5	8	0
11/08	at Arizona	1/1	4	60	15.0	35	1
11/15	N.Y. JETS						INJURED RESERVE
11/22	at Denver						INJURED RESERVE
11/29	at N.Y. Jets						INJURED RESERVE
12/06	CINCINNATI						INJURED RESERVE
12/13	KANSAS CITY						INJURED RESERVE
12/20	NEW ENGLAND						INJURED RESERVE
TBD	at Las Vegas						INJURED RESERVE
01/03	at Buffalo						INJURED RESERVE
2020 TOTALS		8/7	18	288	16.0	47	4



2

ALBERT WILSON

WIDE RECEIVER // 5-9 // 195 // GEORGIA STATE '14
ACQUIRED: UFA, '18 (KC)
HOMETOWN: FORT PIERCE, FLA. // BORN: 7/12/92
NFL: SEVENTH SEASON // DOLPHINS: THIRD SEASON

NFL CAREER

TRANSACTIONS:

- Signed by Miami as an unrestricted free agent from Kansas City on March 15, 2018.
- Signed by Kansas City as an undrafted college free agent on May 12, 2014.

CAREER HONORS:

- 2019 Dolphins Ed Block Courage Award.
- AFC Offensive Player of the Week (vs. Chicago, 10/14/18).

CAREER HIGHLIGHTS:

- Played in 75 career games with 33 starts.
- 193 receptions for 2,286 yards (11.8 avg.) and 12 TDs.
- 23 carries for 143 yards (6.2 avg.) and 1 TD.
- 2-of-3 passing (66.7 pct.) for 72 yards and 1 TD and a QB rating of 149.3.
- 3 kickoff returns for 52 yards (17.3 avg.).
- 8 special teams tackles (6 solo) and 1 forced fumble.
- In 2018, his 12.9 yards after catch average was 2nd in the NFL (min. 20 receptions).
- In 2018, his 11.2 yards per target average was 5th in the NFL (min. 30 targets).

2020 (MIAMI):

- Opted out of the 2020 season.

2019 (MIAMI):

- Played in 13 games with 4 starts.
- Inactive for 3 games.
- 43 receptions for 351 yards (8.2 avg.) and 1 TD; 5 carries for 45 yards (9.0 avg.); Completed 1-of-2 passes for 20 yards (50.0 pct.) and a QB rating of 85.4.

AT PITTSBURGH (10/28): 1 reception for 5 yards and 1 TD.

- Scored on a 5-yard TD pass from QB Ryan Fitzpatrick in the 1st quarter.

VS. CINCINNATI (12/22): 7 receptions for 79 yards (11.3 avg.); 1 carry for 9 yards.

AT NEW ENGLAND (12/29): 5 receptions for 59 yards (11.8 avg.); Completed 1-of-2 passes (50 pct.) for 20 yards and a QB rating of 85.4.

HONORS:

- Dolphins Ed Block Courage Award winner.

2018 (MIAMI):

- Played in 7 games with 3 starts.
- 26 receptions for 391 yards (15.0 avg.) and 4 TDs; 8 carries for 16 yards (2.0 avg.); 1-of-1 passes for 52 yards (52.0 avg.) and 1 TD.
- 2 special teams tackles (1 solo).
- His 12.9 yards after catch average was 2nd in the NFL (min. 20 receptions).
- His 11.2 yards per target average was 5th in the NFL (min. 30 targets).
- Missed the rest of the season after being placed on injured reserve on Oct. 24.

AT N.Y. JETS (9/16): 3 receptions for 37 yards (12.3 avg.) and 1 TD.

- Caught a 29-yard TD pass in the 2nd quarter to put the Dolphins up 14-0. It was his first TD catch as a member of the Dolphins.

VS. OAKLAND (9/23): 2 receptions for 74 yards (37.0 avg.) and 1 TD; Completed 1-of-1 passes for 52 yards (52.0 avg.) and 1 TD.

- Threw a 52-yard TD pass to WR Jakeem Grant in the 4th quarter to put Miami up 21-17.
- It was the 1st pass attempt and completion of his career and the longest TD pass by a non-quarterback in Dolphins history.
- Caught a 74-yard TD pass from QB Ryan Tannehill with 2:00 remaining in the game to extend Miami's lead 28-17.
- Became the 1st Dolphins player to throw and catch a touchdown pass in the same game since WR Mark Clayton threw a 48-yard touchdown pass to WR Mark Duper and caught a 14-yard touchdown pass from QB Dan Marino against Buffalo in 1983.
- Became the 4th player in NFL history to record a passing and receiving touchdown of 50+ yards in the same game and 1st since WR David Patten (NE) in 2001.

VS. CHICAGO (10/14): 6 receptions for 155 yards (25.8 avg.) and 2 TDs; 1 carry for -5 yards (-5.0 avg.).

- Scored on a 43-yard TD pass from QB Brock Osweiler to tie the game at 21 with 9:08 remaining in the 4th quarter.
- Caught a 75 yard TD pass to tie the game at 28 with 3:01 remaining in the 4th quarter.

- His 150 receiving yards in the 4th quarter were the third-most in the 4th quarter of an NFL game since 1991.

HONORS:

- AFC Offensive Player of the Week (vs. Chicago, 10/14).

2017 (KANSAS CITY):

- Played in 13 games with 7 starts.
- Inactive for 3 games.
- 42 receptions for 554 yards (13.2 avg.) and 3 TDs; 3 carries for 6 yards (2.0 avg.).

AT OAKLAND (10/19): 1 reception for 63 yards and 1 TD.

- Caught a 63-yard TD pass from QB Alex Smith to give the Chiefs a 3rd-quarter lead.

VS. BUFFALO (11/26): 3 receptions for 36 yards (12.0 avg.) and 1 TD.

- Reeled in a 19-yard TD pass on the team's opening possession of the 2nd half.

AT DENVER (12/31): 10 receptions for 147 yards (14.7 avg.).

- It was the 1st 100-yard game of his career.

POSTSEASON:

AFC WILD CARD VS. TENNESSEE (1/6): 2 receptions for 26 yards (13.0 avg.).

2016 (KANSAS CITY):

- Played in all 16 games with 5 starts.
- 31 receptions for 279 yards (9.0 avg.) and 2 TDs; 2 carries for 50 yards (25.0 avg.) and 1 TD.

AT PITTSBURGH (10/2): 5 receptions for 52 yards (10.4 avg.).

VS. JACKSONVILLE (11/6): 3 receptions for 42 yards (14.0 avg.) and 1 TD.

- Caught a 23-yard TD pass from QB Nick Foles to give his team a 1st quarter lead.

AT ATLANTA (12/4): 4 receptions for 48 yards (12.0 avg.); 1 carry for 55 yards and 1 TD.

- Scored on a 55-yard carry in the 3rd quarter for his 1st career rushing TD.

POSTSEASON:

AFC DIVISIONAL VS. PITTSBURGH (1/15): 2 receptions for 3 yards (1.5 avg.) and 1 TD.

- Caught a 5-yard TD pass from QB Alex Smith in the 1st quarter to give Kansas City an early lead.

2015 (KANSAS CITY):

- Played in 14 games with 12 starts.
- Inactive for 2 games.
- 35 receptions for 451 yards (12.9 avg.) and 2 TDs; 5 carries for 26 yards (5.2 avg.).

AT MINNESOTA (10/18): 3 receptions for 57 yards (19.0 avg.) and 1 TD.

- Caught a 42-yard TD pass from QB Alex Smith in the 4th quarter to make it a 1 score game.
- It was the first TD reception of his career.

VS. PITTSBURGH (10/25): 3 receptions for 71 yards (23.7 avg.).

VS. SAN DIEGO (12/13): 4 receptions for 87 yards (21.8 avg.) and 1 TD.

- Caught a 44-yard TD pass from QB Alex Smith that would ultimately be the deciding score in the victory.

POSTSEASON:

AFC WILD CARD AT HOUSTON (1/9): 2 receptions for 9 yards (4.5 avg.).

AFC DIVISIONAL AT NEW ENGLAND (1/16): 5 receptions for 57 yards (11.4 avg.) and 1 TD.

- Caught a 10-yard TD pass from Smith to make it a 1-score game in the 3rd quarter.

2014 (KANSAS CITY):

- Played in 12 games with 2 starts.
- Inactive for 4 games.
- 16 receptions for 260 yards (16.3 avg.).

VS. TENNESSEE (9/7): Played but did not record any stats.

- Made his NFL debut.

AT ARIZONA (12/7): 4 receptions for 53 yards (13.3 avg.).

- Made his first NFL start.

AT PITTSBURGH (12/21): 5 receptions for 87 yards (17.4 avg.).

BEFORE THE NFL

COLLEGE (GEORGIA STATE):

- 4-year letterman (2010-13) and 3-year starter.

CAREER: Played in 42 games with 29 starts; 175 receptions for 3,190 yards (18.2 avg.) and 23 TDs; 47 carries for 331 yards (7.0 avg.) and 1 TD; 95 kickoff returns for 2,328 yards (24.5 avg.) and 2 TDs; 41 punt returns for 374 yards (9.1 avg.); 0-for-2 passing.

- Left as the school's all-time leader in nearly every receiving category, including receptions (175), receiving yards (3,190) and receiving TDs (23).

- His career total of 6,235 all-purpose yards ranked among the top 30 in NCAA history when he left school.

- Left Georgia State as the school's all-time leading scorer with 26 TDs and 156 points.

- Also left school as the program's all-time leader in kickoff returns (95), kickoff return yards (2,338), punt returns (41) and punt return yards (376).

- Became the 1st player in school history to be invited to the NFL Scouting Combine.

SENIOR (2013): Started all 12 games; 71 receptions for 1,177 yards (16.6 avg.) and 8 TDs; 24 carries for 251 yards (10.5 avg.) and 1 TD; 31 kickoff returns for 720 yards (23.2 avg.); 15 punt returns for 125 yards (8.3 avg.).

- 1st-team All-Sun Belt at wide receiver and 2nd-team All-Sun Belt as an all-purpose player.

- His 190.2 all-purpose yards per game was 2nd in FBS.

- His 98.1 receiving yards per game led the Sun Belt and his 5.9 receptions per game were 2nd.

- Set single-season school records in receptions (71), receiving yards (1,177), receiving TDs (8) and all-purpose yards (2,283).

- Honorable mention All-American.

- Team captain.

JUNIOR (2012): Played in all 11 games with 10 starts; 48 receptions for 947 yards (19.7 avg.) and 7 TDs; 8 carries for 18 yards (2.3 avg.); 29 kickoff returns for 751 yards (25.9 avg.) and 1 TD; 10 punt returns for 94 yards (9.4 avg.).

- His 164.5 all-purpose yards per game led the CAA and his 86.1 receiving yards per game were 4th in the conference.
- CAA Co-Special Teams Player of the Year.
- 1st-team All-CAA at kickoff returner and 3rd-team All-CAA at wide receiver.
- Team co-MVP for offense and MVP for special teams.

SOPHOMORE (2011): Played in 9 games with 7 starts; 37 receptions for 772 yards (20.9 avg.) and 6 TDs; 4 carries for 44 yards (11.0 avg.); 13 kickoff returns for 239 yards (18.4 avg.); 13 punt returns for 155 yards (11.9 avg.).

- His 11.9 punt return average was 8th in FCS and his 85.8 receiving yards per game were 20th.

TRUE FRESHMAN (2010): Played in 10 games; 19 receptions for 294 yards (15.5 avg.) and 2 TDs; 11 carries for 18 yards (1.6 avg.); 22 kickoff returns for 618 yards (28.1 avg.) and 1 TD; 3 punt returns for 2 yards (0.7 avg.).

- Team MVP on special teams.

HIGH SCHOOL (PORT ST. LUCIE HS – PORT ST. LUCIE, FLA.)

- Played quarterback and defense.

SENIOR (2009): 1,029 passing yards and 9 TDs; 824 rushing yards and 11 TDs; 81 receiving yards; 132 interception return yards; 565 kickoff/punt return yards.

- All-Area Offensive Player of the Year.

OFF THE FIELD

COMMUNITY:

- In 2019, participated in a police ride along with the North Miami Police Athletic League through Football Unites.
- Distributed 150 turkeys through his Albert Wilson Foundation to families in need in his hometown of Port St. Lucie.
- Started the Albert Wilson Foundation to enhance the lives of youth in foster care and underserved communities.
- Served as a mentor with Big Brothers, Big Sisters of Kansas City.
- Partnered with St. Lucie County Public Schools to promote higher learning and academic excellence.
- Annually hosts a back-to-school drive and free youth football camp in his hometown of Fort Pierce.
- Partnered with Chiefs WR Chris Conley to donate \$100 per catch in the 2017 season to benefit the Catch A Break program that provides teenage boys in foster care with vouchers to purchase school clothes and shoes.

PERSONAL:

- **MAJOR:** Sociology.

ALBERT WILSON'S NFL REGULAR SEASON STATS

YEAR	TEAM	RECEIVING								RUSHING				
		GP	GS	REC	YDS	AVG	LG	TD	ATT	YDS	AVG	LG	TD	
2014	KANSAS CITY	12	2	16	260	16.3	48	0	0	0	0.0	0	0	
2015	KANSAS CITY	14	12	35	451	12.9	44t	2	5	26	5.2	8	0	
2016	KANSAS CITY	16	5	31	279	9.0	42	2	2	50	25.0	55t	1	
2017	KANSAS CITY	13	7	42	554	13.2	63t	3	3	6	2.0	6	0	
2018	MIAMI	7	3	26	391	15.0	75t	4	8	16	2.0	5	0	
2019	MIAMI	13	4	43	351	8.2	35	1	5	45	9.0	28	0	
2020	MIAMI	OPTED OUT												
NFL TOTALS		75	33	193	2,286	11.8	75t	12	23	143	6.2	55t	1	

ALBERT WILSON'S NFL PLAYOFF STATS

YEAR	TEAM	RECEIVING							RUSHING				
		GP	GS	REC	YDS	AVG	LG	TD	ATT	YDS	AVG	LG	TD
2015	KANSAS CITY	2	2	7	66	9.4	19	1	2	11	5.5	9	0
2016	KANSAS CITY	1	1	2	3	1.5	5t	1	0	0	0.0	0	0
2017	KANSAS CITY	1	1	2	26	13.0	18	0	0	0	0.0	0	0
PLAYOFF TOTALS		4	4	11	95	8.6	19	2	2	11	5.5	9	0

ADDITIONAL STATS

Passing: (Miami) 1-for-1 (100.0 pct.) for 52 yards and 1 TD in 2018.

Kickoff Returns: (Kansas City) 1 for 21 yards in 2014, 1 for 13 yards in 2016, 1 for 18 yards in 2017 for total of 3 for 52 yards (17.3 avg.).

Special Teams Tackles: (Kansas City) 3 in 2014, 1 in 2015, 2 in 2016, (Miami) 2 in 2018 for total of 8 (P-1).

Miscellaneous Tackles: (Kansas City) 3 in 2016, 1 in 2017, (Miami) 1 in 2018 for total of 5.

Special Teams Forced Fumbles: (Kansas City) 1 in 2014.

SINGLE-GAME CAREER HIGHS

Receptions:	10	at Denver, 12/31/17
Receiving Yards:	155	vs. Chicago, 10/14/18
Longest Reception:	63t	at Oakland, 10/19/17
Receiving TDs:	1	11 times, last: at Pittsburgh, 10/28/19

100-YARD RECEIVING GAMES (2)

DATE	OPPONENT	REC	YDS	AVG	LG	TD
12/31/17	at Denver	10	147	14.7	24	0
10/14/18	vs. Chicago	6	155	25.8	75t	2

2014 GAME-BY-GAME STATS (KANSAS CITY)

DATE	OPPONENT	P/S	REC	YDS	AVG	LG	TD
09/07	TENNESSEE	1/0	0	0	0.0	-	0
09/14	at Denver						INACTIVE
09/21	at Miami						INACTIVE
09/29	NEW ENGLAND						INACTIVE
10/5	at San Francisco						INACTIVE
10/19	at San Diego	1/0	1	11	11.0	11	0
10/26	ST. LOUIS	1/0	0	0	0.0	-	0
11/02	N.Y. JETS	1/0	1	13	13.0	13	0
11/09	at Buffalo	1/0	0	0	0.0	-	0
11/16	SEATTLE	1/0	0	0	0.0	-	0
11/20	at Oakland	1/0	2	27	13.5	23	0
11/30	DENVER	1/0	0	0	0.0	-	0
12/07	at Arizona	1/1	4	53	13.3	22	0
12/14	OAKLAND	1/0	3	69	23.0	48	0
12/21	at Pittsburgh	1/1	5	87	17.4	33	0
12/28	SAN DIEGO	1/0	0	0	0.0	-	0
2014 TOTALS		12/2	16	260	16.3	48	0

2015 GAME-BY-GAME STATS (KANSAS CITY)

DATE	OPPONENT	P/S	REC	YDS	AVG	LG	TD
09/13	at Houston	1/1	3	25	8.3	13	0
09/17	DENVER	1/1	0	0	0.0	-	0
09/28	at Green Bay	1/0	0	0	0.0	-	0
10/4	at Cincinnati						INACTIVE
10/11	CHICAGO						INACTIVE
10/18	at Minnesota	1/0	3	57	19.0	42t	1
10/25	PITTSBURGH	1/1	3	71	23.7	40	0
11/01	DETROIT	1/1	3	12	4.0	6	0
11/15	at Denver	1/1	1	16	16.0	16	0
11/22	at San Diego	1/1	4	56	14.0	27	0
11/29	BUFFALO	1/1	3	25	8.3	16	0
12/06	at Oakland	1/1	1	17	17.0	17	0
12/13	SAN DIEGO	1/1	4	87	21.8	44t	1
12/20	at Baltimore	1/1	4	27	6.8	11	0
12/27	CLEVELAND	1/1	3	34	11.3	19	0
01/03	OAKLAND	1/1	3	24	8.0	14	0
2015 TOTALS		14/12	35	451	12.9	44t	2
DATE	OPPONENT	P/S	REC	YDS	AVG	LG	TD
01/09	at Houston*	1/1	2	9	4.5	6	0
01/16	at New England**	1/1	5	57	11.4	19	1
PLAYOFF TOTALS		2/2	7	66	9.4	19	1

* AFC Wild Card game

** AFC Divisional game

2016 GAME-BY-GAME STATS (KANSAS CITY)

DATE	OPPONENT	P/S	REC	YDS	AVG	LG	TD
09/11	SAN DIEGO	1/1	3	1	0.3	3	0
09/18	at Houston	1/0	2	11	5.5	7	0
09/25	N.Y. JETS	1/0	0	0	0.0	-	0
10/02	at Pittsburgh	1/0	5	52	10.4	17	0
10/16	at Oakland	1/0	1	26	26.0	26	0
10/23	NEW ORLEANS	1/0	1	4	4.0	4	0
10/30	at Indianapolis	1/1	0	0	0.0	-	0
11/06	JACKSONVILLE	1/0	3	42	14.0	23t	1
11/13	at Carolina	1/1	4	25	6.3	10	0
11/20	TAMPA BAY	1/1	4	19	4.8	7	1
11/27	at Denver	1/0	2	6	3.0	4	0
12/04	at Atlanta	1/1	4	48	12.0	21	0
12/08	OAKLAND	1/0	0	0	0.0	-	0
12/18	TENNESSEE	1/0	0	0	0.0	-	0
12/25	DENVER	1/0	1	3	3.0	3	0
01/01	at San Diego	1/0	1	42	42.0	42	0
2016 TOTALS		16/5	31	279	9.0	42	2

DATE	OPPONENT	P/S	REC	YDS	AVG	LG	TD
01/08	PITTSBURGH*	1/1	2	3	1.5	5t	1

* AFC Divisional game

2017 GAME-BY-GAME STATS (KANSAS CITY)

DATE	OPPONENT	P/S	REC	YDS	AVG	LG	TD
09/07	at New England	1/0	5	37	7.4	13	0
09/17	PHILADELPHIA	1/0	2	22	11.0	12	0
09/24	at L.A. Chargers	1/0	3	18	6.0	11	1
10/02	WASHINGTON	1/1	4	63	15.8	37	0
10/08	at Houston	1/1	2	18	9.0	12	0
11/15	PITTSBURGH						INACTIVE
10/19	at Oakland	1/0	1	63	63.0	63t	1
10/30	DENVER	1/0	0	0	0.0	-	0
11/5	at Dallas						INACTIVE
11/19	at N.Y. Giants						INACTIVE
11/26	BUFFALO	1/1	3	36	12.0	19t	1
12/03	at N.Y. Jets	1/1	3	27	9.0	11	0
12/10	OAKLAND	1/1	5	72	14.4	36	0
12/16	L.A. CHARGERS	1/1	1	15	15.0	15	0
12/24	MIAMI	1/1	3	36	12.0	13	0
12/31	at Denver	1/0	10	147	14.7	24	0
2016 TOTALS		13/7	42	554	13.2	63t	3

DATE	OPPONENT	P/S	REC	YDS	AVG	LG	TD
01/08	TENNESSEE*	1/1	2	26	13.0	18	0

* AFC Wild Card game

2018 GAME-BY-GAME STATS (MIAMI)

DATE	OPPONENT	P/S	REC	YDS	AVG	LG	TD
09/09	TENNESSEE	1/0	3	31	10.3	21	0
09/16	at N.Y. Jets	1/0	3	37	12.3	29t	1
09/23	OAKLAND	1/0	2	74	37.0	74t	1
09/30	at New England	1/1	4	19	4.8	13	0
10/07	at Cincinnati	1/0	5	43	8.6	16	0
10/14	CHICAGO	1/1	6	155	25.8	75t	2
10/21	DETROIT	1/1	3	32	10.7	25	0
10/25	at Houston						INJURED RESERVE
11/04	N.Y. JETS						INJURED RESERVE
11/11	at Green Bay						INJURED RESERVE
11/25	at Indianapolis						INJURED RESERVE
12/02	BUFFALO						INJURED RESERVE
12/09	NEW ENGLAND						INJURED RESERVE
12/16	at Minnesota						INJURED RESERVE
TBD	JACKSONVILLE						INJURED RESERVE
12/30	at Buffalo						INJURED RESERVE
2018 TOTALS		7/3	26	391	15.0	75t	4

2019 GAME-BY-GAME STATS (MIAMI)

DATE	OPPONENT	P/S	REC	YDS	AVG	LG	TD
09/08	BALTIMORE	1/0	2	13	6.5	12	0
09/15	NEW ENGLAND						INACTIVE
09/22	at Dallas						INACTIVE
09/29	L.A. CHARGERS						INACTIVE
10/13	WASHINGTON	1/0	5	15	3.0	8	0
10/20	at Buffalo	1/1	1	22	22.0	22	0
10/28	at Pittsburgh	1/0	1	5	5.0	5t	1
11/03	N.Y. JETS	1/0	1	3	3.0	3	0
11/10	at Indianapolis	1/0	1	0	0.0	0	0
11/17	BUFFALO	1/0	3	26	8.7	13	0
11/24	at Cleveland	1/1	6	33	5.5	16	0
12/01	PHILADELPHIA	1/0	5	32	6.4	13	0
12/08	at N.Y. Jets	1/0	1	5	5.0	5	0
12/15	at N.Y. Giants	1/1	5	59	11.8	21	0
12/22	CINCINNATI	1/0	7	79	11.3	35	0
12/29	at New England	1/1	5	59	11.8	24	0
2019 TOTALS		13/4	43	351	8.2	35	1

2021 DRAFT CHOICES

ROUND	PICK	OVERALL	PLAYER	POSITION	COLLEGE
1	6	6	Jaylen Waddle	WR	Alabama
1	18	18	Jaelan Phillips	LB	Miami (FL)
2	4	36	Jevon Holland	S	Oregon
2	10	42	Liam Eichenberg	T	Notre Dame
3	18	81	Hunter Long	TE	Boston College
7	3	231	Larnel Coleman	T	Massachusetts
7	17	244	Gerrid Doaks	RB	Cincinnati



79

LARNEL COLEMAN

TACKLE // 6-6 // 313 // MASSACHUSETTS '21
 ACQUIRED: D7A, '21
 HOMETOWN: MALDEN, MASS. // BORN: 6/22/98
 NFL: ROOKIE SEASON // DOLPHINS: ROOKIE SEASON

NFL CAREER

TRANSACTIONS:

- 7th-round pick (231st overall) by Miami in the 2021 NFL Draft.

BEFORE THE NFL

COLLEGE (MASSACHUSETTS):

- 4-year letterman (2017-20) and 3-year starter.
- CAREER:** Played in all 40 games with 29 starts – 16 at left tackle and 13 at right tackle.
- Started 28 consecutive games to finish his career.
- SENIOR (2020):** Started all 4 games at left tackle.
- 2nd-team All-Independent.
- JUNIOR (2019):** Started all 12 games at left tackle.
- 2nd-team All-Independent.
- SOPHOMORE (2018):** Started all 12 games at right tackle.
- REDSHIRT FRESHMAN (2017):** Played in all 12 games with 1 start at right tackle.
- Redshirted in 2016.

HIGH SCHOOL (ST. CLEMENT HS – MEDFORD, MASS.)

- Also lettered in basketball and helped his team win a state championship in 2014.
- Also played tight end and defensive end.

SENIOR (2015):

- All-conference.
- Team captain.

JUNIOR (2014):

- All-conference.

SOPHOMORE (2013):

- All-conference.

OFF THE FIELD

PERSONAL:

- **MAJOR:** Public health.

LARNEL COLEMAN'S COLLEGE STATS

GAMES/STARTS: (Massachusetts) 2017: 12/1, 2018: 12/12, 2019: 12/12, 2020: 4/4

NCAA TOTALS: 40/29

LEAGUE LEADERS IN FEWEST SACKS ALLOWED

The Dolphins hold NFL records for most seasons leading the league in fewest sacks allowed (10 – 1973, 1982-90) and most consecutive seasons leading the league in the same category (1982-90). In addition, during the 1988 and 1989 seasons the Dolphins set an NFL record by not allowing a quarterback sack in 19 consecutive games. The streak far outdistanced the previous NFL mark of five straight games, which was accomplished on many occasions. In 1988, Miami set the NFL's single-season sack record by allowing only seven sacks in the 16-game season.

23

GERRI
DOAKS

RUNNING BACK // 5-11 // 228 // CINCINNATI '21
 ACQUIRED: D7B, '21
 HOMETOWN: INDIANAPOLIS, IND. // BORN: 6/9/98
 NFL: ROOKIE SEASON // DOLPHINS: ROOKIE SEASON

NFL CAREER

TRANSACTIONS:

- 7th-round pick (244th overall) by Miami in the 2021 NFL Draft.

BEFORE THE NFL

COLLEGE (CINCINNATI):

- 3-year letterman (2017, 2019-20) and 1-year starter.

CAREER: Played in 30 games with 12 starts; 331 carries for 1,712 yards (5.2 avg.) and 14 TDs; 36 receptions for 407 yards (11.3 avg.) and 4 TDs.

SENIOR (2020): Started 9 games; 144 carries for 673 yards (4.7 avg.) and 7 TDs; 14 receptions for 202 yards (14.4 avg.) and 2 TDs.

- 1st-team All-American Athletic Conference.

JUNIOR (2019): Played in 12 games; 100 carries for 526 yards (5.3 avg.) and 5 TDs; 8 receptions for 70 yards (8.8 avg.) and 1 TD.

SOPHOMORE (2018): Missed the season due to injury.

REDSHIRT FRESHMAN (2017): Played in 9 games with 3 starts; 87 carries for 513 yards (5.9 avg.) and 2 TDs; 14 receptions for 135 yards (9.6 avg.) and 1 TD.

- Redshirted in 2016.

HIGH SCHOOL (LAWRENCE CENTRAL HS – INDIANAPOLIS, IND.)

SENIOR (2015): 1,705 rushing yards and 22 TDs.

JUNIOR (2014): 1,242 rushing yards and 15 TDs.

OFF THE FIELD

PERSONAL:

- **PRONUNCIATION:** First name is pronounced like Jared.
- **MAJOR:** Criminal justice.

GERRIT DOAKS' COLLEGE STATS


YEAR	TEAM	GP	GS	RUSHING					RECEIVING				
				ATT	YDS	AVG	LG	TD	REC	YDS	AVG	LG	TD
2017	CINCINNATI	9	3	87	513	5.9	57	2	14	135	9.5	29t	1
2018	CINCINNATI			DID NOT PLAY									
2019	CINCINNATI	12	0	100	526	5.3	53	5	8	70	8.8	28t	1
2020	CINCINNATI	9	9	144	673	4.7	72	7	14	202	14.4	60t	2
NCAA TOTALS		30	12	331	1,712	5.2	72	14	36	407	11.3	60t	4

JOE ROBBIE ALUMNI PLAZA

On Sept. 12, 2011, just hours before the season opener against the New England Patriots, Dolphins Chairman of the Board/Managing General Partner Stephen Ross was accompanied by Tim Robbie and Hall of Famers Dan Marino, Bob Griese, Larry Little and Dwight Stephenson as Ross re-dedicated a statue of team founder Joe Robbie on the newly named Joe Robbie Alumni Plaza, located at Gate C of the Hard Rock Stadium.

Later during the 2011 season on Dec. 4, a little more than an hour before the Dolphins and Oakland Raiders game, the Dolphins unveiled the newly minted Walk of Fame. The Walk of Fame surrounds the statue of the late Robbie as the centerpiece of the Joe Robbie Alumni Plaza. Hall of Famers Don Shula, Marino, Griese, Nick Buoniconti, Jim Langer, Little, Larry Csonka, Stephenson and Paul Warfield joined Robbie in having their names immortalized in bronze as the inaugural inductees into the Walk. The second class of the Walk of Fame was inducted on Dec. 16, 2012 and included Tim Bowens, A.J. Duhe, Manny Fernandez, Nat Moore, Earl Morrall and Don Stock. On Dec. 29, 2013, Kim Bokamper, O.J. McDuffie, Eugene "Mercury" Morris and Keith Sims were officially inducted as the third Walk of Fame class. On Sept. 21, 2014, the Dolphins inducted the fourth class to the Walk of Fame, which included Jeff Cross, Sam Madison, Tony Nathan and Ed Newman. A fourth class was inducted on Dec. 2, 2018 and included Dick Anderson, Mark Clayton, Mark Duper, Jon Giesler, John Offerdahl and Jason Taylor.





74

LIAM EICHENBERG

TACKLE // 6-6 // 310 // NOTRE DAME '21
ACQUIRED: D2B, '21
HOMETOWN: CLEVELAND, OHIO // BORN: 1/19/98
NFL: ROOKIE SEASON // DOLPHINS: ROOKIE SEASON

NFL CAREER

TRANSACTIONS:

- 2nd-round pick (42nd overall) by Miami in the 2021 NFL Draft.

BEFORE THE NFL

COLLEGE (NOTRE DAME):

- 4-year letterman (2017-20) and 3-year starter.

CAREER: Played in 43 games with 38 starts.

- Started 38 consecutive games at left tackle to finish his career.

SENIOR (2020): Started all 12 games at left tackle.

- 1st-team All-American.
- 1st-team All-ACC.
- Won the Jacobs Blocking Trophy (ACC's most outstanding blocker).
- Did not allow a sack all season.

JUNIOR (2019): Started all 13 games at left tackle.

- Did not allow a sack all season.

SOPHOMORE (2018): Started all 13 games at left tackle.

REDSHIRT FRESHMAN (2017): Played in 5 games.

- Redshirted in 2016.

HIGH SCHOOL (SAINT IGNATIUS HS – CLEVELAND, OHIO)

SENIOR (2015):

- 1st-team All-American.
- 1st-team all-state.
- 1st-team all-division.
- 1st-team all-district.

OFF THE FIELD

PERSONAL:

- **PRONUNCIATION:** Last name is pronounced ike-EN-burg.
- **MAJOR:** American studies.

LIAM EICHENBERG'S COLLEGE STATS

GAMES/STARTS: (Notre Dame) 2017: 5/0, 2018: 13/13, 2019: 13/13, 2020: 12/12

NCAA TOTALS: 43/38



22

JEVON HOLLAND

SAFETY // 6-1 // 207 // OREGON '21
ACQUIRED: D2A, '21
HOMETOWN: COQUITLAM, CANADA // BORN: 3/3/00
NFL: ROOKIE SEASON // DOLPHINS: ROOKIE SEASON

NFL CAREER

TRANSACTIONS:

- 2nd-round pick (36th overall) by Miami in the 2021 NFL Draft.

BEFORE THE NFL

COLLEGE (OREGON):

- 2-year letterman (2018-19) and 1-year starter.

CAREER: Played in 27 games with 16 starts; 110 tackles (72 solo), 9 interceptions and 19 passes defended; 1 interception return for a TD; 17 punt returns for 244 yards (14.4 avg.).

- Became the 1st player since Jairus Byrd (2006-07) to lead the team in interceptions in consecutive seasons (2018-19) at Oregon.
- His 9 interceptions from 2018-19 were tied for 3rd most in the FBS in that span.

JUNIOR (2020): Did not play.

SOPHOMORE (2019): Started all 14 games; 66 tackles (40 solo), 4 interceptions and 8 passes defended; 1 interception return for a TD; 16 punt returns for 244 yards (15.3 avg.).

- 1st-team All-Pac 12.

TRUE FRESHMAN (2018): Played in all 13 games with 2 starts; 44 tackles (32 solo), 5 interceptions and 11 passes defended; 1 punt return for 0 yards.

HIGH SCHOOL (BISHOP O'DOWD HS – OAKLAND, CALIF.)

- Also played wide receiver.

SENIOR (2017): 34 tackles, 5 interceptions and 9 passes defended; 35 receptions for 1,012

receiving yards (28.9 avg.) and 12 TDs; 23 punt returns for 506 yards (22.0 avg.) and 5 TDs.

- East Bay Player of the Year.
- North Coast Section Co-Defensive Player of the Year.

OFF THE FIELD

PERSONAL:

- **MAJOR:** Ethnic studies.
- His father, John Robert Holland, played in the CFL for the BC Lions (1990, 1996 and 1997), Edmonton (1993-95) and Saskatchewan Roughriders (1996), and also spent time with San Francisco on the practice squad (1993).
- His older brother, Jamirr Holland, spent time in the CFL with the Montreal Alouettes (2019).

JEVON HOLLAND'S COLLEGE DEFENSIVE STATS

YEAR	TEAM	GP	GS	TACKLES				INTERCEPTIONS					FUMBLES		
				TOT	SOLO	ASST	SK	YDS	INT	YDS	LG	TD	PD	FF	FR
2018	OREGON	13	2	44	32	12	0.0	0	5	8	6	0	11	0	0
2019	OREGON	14	14	66	40	26	0.0	0	4	64	40	1	8	0	0
NCAA TOTALS		27	16	110	72	38	0.0	0	9	72	40	1	19	0	0

JEVON HOLLAND'S COLLEGE RETURNING STATS

YEAR	TEAM	KICKOFF RETURN					PUNT RETURN				
		KR	YDS	AVG	LG	TD	PR	YDS	AVG	LG	TD
2018	OREGON	0	0	-	-	0	1	0	0.0	0	0
2019	OREGON	0	0	-	-	0	16	244	15.3	81	0
NCAA TOTALS		0	0	-	-	0	17	244	14.4	81	0



84

HUNTER LONG

TIGHT END // 6-5 // 254 // BOSTON COLLEGE '21

ACQUIRED: D3, '21

HOMETOWN: EXETER, N.H. // BORN: 8/19/98

NFL: ROOKIE SEASON // DOLPHINS: ROOKIE SEASON

NFL CAREER

TRANSACTIONS:

- 3rd-round pick (81st overall) by Miami in the 2021 NFL Draft.

BEFORE THE NFL

COLLEGE (BOSTON COLLEGE):

- 3-year letterman (2018-20) and 1-year starter.

CAREER: Played in 36 games with 14 starts; 89 receptions for 1,297 yards (14.6 avg.) and 9 TDs.

JUNIOR (2020): Started all 11 games; 57 receptions for 685 yards (12.0 avg.) and 5 TDs.

- 2nd-team All-American.
- 1st-team All-ACC.
- His 57 receptions led FBS tight ends and were

2nd in school history.

- His 685 receiving yards ranked 2nd among FBS tight ends.

SOPHOMORE (2019): Played in all 13 games with 3 starts; 28 receptions for 509 yards (18.2 avg.) and 2 TDs.

- 3rd-team All-ACC.

REDSHIRT FRESHMAN (2018): Played in all 12 games; 4 receptions for 103 yards (25.8 avg.) and 2 TDs.

- Redshirted in 2017.

HIGH SCHOOL (DEERFIELD ACADEMY – DEERFIELD, MASS.)

- Attended Deerfield Academy following high school graduation from Exeter HS (N.H.).

- Also played on the defensive line.
- POSTGRADUATE (2016 AT DEERFIELD ACADEMY):**
- 2nd-team All-Central New England.
- SENIOR (2015 AT EXETER HS):** 30 receptions for 508 yards (16.9 avg.) and 7 TDs; 2 TDs on special teams.

- 2nd-team all-state.
- 2nd-team
- All-conference.

OFF THE FIELD

PERSONAL:

- **MAJOR:** Computer science.

HUNTER LONG'S COLLEGE RECEIVING STATS

YEAR	TEAM	GP	GS	RECEIVING					RUSHING				
				REC	YDS	AVG	LG	TD	ATT	YDS	AVG	LG	TD
2018	BOSTON COLLEGE	12	0	4	103	25.8	35t	2	0	0	0.0	-	0
2019	BOSTON COLLEGE	13	3	28	509	18.2	72t	2	0	0	0.0	-	0
2020	BOSTON COLLEGE	11	11	57	685	12.0	36	5	0	0	0.0	-	0
NCAA TOTALS		36	14	89	1297	14.6	72t	9	0	0	0.0	-	0



15

JAELAN
PHILLIPS

LINEBACKER // 6-5 // 266 // MIAMI '21
 ACQUIRED: D1B, '21
 HOMETOWN: REDLANDS, CALIF. // BORN: 5/28/99
 NFL: ROOKIE SEASON // DOLPHINS: ROOKIE SEASON

NFL CAREER

TRANSACTIONS:

- 1st-round pick (18th overall) by Miami in the 2021 NFL Draft.

BEFORE THE NFL

COLLEGE (MIAMI):

- 1-year starter (2020).

CAREER (AT MIAMI): Started 10 games; 45 tackles (21 solo), 8 sacks, 1 interception and 4 passes defended.

REDSHIRT JUNIOR (2020 AT MIAMI): Started 10 games; 45 tackles (21 solo), 8 sacks, 1 interception and 4 passes defended.

- 1st-team All-American.
- 2nd-team All-ACC.

JUNIOR (2019 AT MIAMI):

- Redshirted due to NCAA transfer rules.

SOPHOMORE (2018 AT UCLA): Played in 4 games with 2 starts; 20 tackles (12 solo) and 1 sack.

TRUE FRESHMAN (2017 AT UCLA): Played in 7 games with 4 starts; 21 tackles (16 solo), 3.5 sacks and 2 passes defended.

HIGH SCHOOL (REDLANDS EAST VALLEY HS - REDLANDS, CALIF.)

SENIOR (2016): 142 tackles and 21 sacks.

- 1st-team All-American.
- 1st-team all-state.
- Division co-defensive player of the year.

JUNIOR (2015): 76 tackles, 10.5 sacks and 2 interceptions.

OFF THE FIELD

PERSONAL:

- **MAJOR:** Motion pictures.

JAELAN PHILLIPS' COLLEGE DEFENSIVE STATS

YEAR	TEAM	GP	GS	TACKLES					INTERCEPTIONS					FUMBLES	
				TOT	SOLO	ASST	SK	YDS	INT	YDS	LG	TD	PD	FF	FR
2017	UCLA	7	4	21	16	5	3.5	28.0	0	0	-	0	2	0	0
2018	UCLA	4	2	20	12	8	1.0	5.0	0	0	-	0	0	0	0
2019	MIAMI	REDSHIRTED													
2020	MIAMI	10	10	45	21	24	8.0	38.0	1	0	0	0	4	0	0
NCAA TOTALS		21	16	86	49	37	12.5	71.0	1	0	0	0	6	0	0



17

JAYLEN WADDLE

WIDE RECEIVER // 5-10 // 182 // ALABAMA '21
 ACQUIRED: D1A, '21
 HOMETOWN: HOUSTON, TEXAS // BORN: 11/25/98
 NFL: ROOKIE SEASON // DOLPHINS: ROOKIE SEASON

NFL CAREER

TRANSACTIONS:

- 1st-round pick (6th overall) by Miami in the 2021 NFL Draft.

BEFORE THE NFL

COLLEGE (ALABAMA):

- 3-year letterman (2018-20).

CAREER: Played in 34 games with 9 starts; 106 receptions for 1,999 yards (18.9 avg.) and 17 TDs; 4 carries for 17 yards (4.3 avg.); 9 kickoff returns for 214 yards (23.8 avg.) and 1 TD; 38 punt returns for 733 yards (19.3 avg.) and 2 TDs.

- 2nd-team All-SEC return specialist.
- His 18.9 yards per catch ranked 2nd in school history (min. 100 rec.).
- His 733 career punt return yards ranked 6th in school history.

JUNIOR (2020): Played in 6 games with 3 starts; 28 receptions for 591 yards (21.1 avg.) and 4 TDs; 3 carries for 12 yards (4.0 avg.); 4 kickoff returns for 39 yards (9.8 avg.); 2 punt returns for 13 yards (6.5 avg.).

SOPHOMORE (2019): Played in all 13 games with 3 starts; 33 receptions for 560 yards (17.0 avg.) and 6 TDs; 1 carry for 5 yards; 5 kickoff returns for 175 yards (35.0 avg.) and 1 TD; 20 punt returns for 487 yards (24.4 avg.) and 1 TD.

- 1st-team All-American.
- 1st-team All-SEC as a return specialist.
- SEC Special Teams Player of the Year.
- His 24.4 punt return average ranked 1st in the nation.

TRUE FRESHMAN (2018): Played in all 15 games with 3 starts; 45 receptions for 848 yards (18.8 avg.) and 7 TDs; 16 punt returns for 233 yards (14.6 avg.) and 1 TD.

- Freshman All-American.
- SEC Freshman of the Year.
- SEC All-Freshman Team.

HIGH SCHOOL (EPISCOPAL HS – BELLAIRE, TEXAS)

- Also ran track and played basketball.

SENIOR (2017):

- 1st-team All-American.

OFF THE FIELD

PERSONAL:

- **MAJOR:** Criminology and criminal justice.

JAYLEN WADDLE'S COLLEGE RECEIVING STATS

YEAR	TEAM	GP	GS	RECEIVING					RUSHING				
				REC	YDS	AVG	LG	TD	ATT	YDS	AVG	LG	TD
2018	ALABAMA	15	3	45	848	18.8	94t	7	0	0	0.0	-	0
2019	ALABAMA	13	3	33	560	17.0	58	6	1	5	5.0	5	0
2020	ALABAMA	6	3	28	591	21.1	90t	4	3	12	4.0	11	0
NCAA TOTALS		34	9	106	1999	18.9	94t	17	4	17	4.3	11	0

JAYLEN WADDLE'S COLLEGE RETURNING STATS

YEAR	TEAM	KICKOFF RETURN					PUNT RETURN				
		KR	YDS	AVG	LG	TD	PR	YDS	AVG	LG	TD
2018	ALABAMA	0	0	-	-	0	16	233	14.6	63t	1
2019	ALABAMA	5	175	35.0	98t	1	20	487	24.4	77t	1
2020	ALABAMA	4	39	9.8	22	0	2	13	6.5	11	0
NCAA TOTALS		9	214	23.8	98t	1	38	733	19.3	77t	2

2021 ROOKIE FREE AGENTS



20

JAYLIN ASKEW

CORNERBACK // 5-9 // 180 // GEORGIA TECH '21
 ACQUIRED: FA, '21
 HOMETOWN: DOUGLASVILLE, GA. // BORN: 10/24/98
 NFL: ROOKIE SEASON // DOLPHINS: ROOKIE SEASON

NFL CAREER

TRANSACTIONS:

- Signed by Miami as an undrafted college free agent on May 13, 2021.

BEFORE THE NFL

COLLEGE (GEORGIA TECH):

- 4-year letterman (2017-20).
- CAREER:** Played in 40 games with 5 starts; 33 tackles (22 solo) and 1 pass defended.
- SENIOR (2020):** Played in 8 games; 2 tackles (1 solo).
- JUNIOR (2019):** Played in 11 games; 5 tackles (4 solo).
- SOPHOMORE (2018):** Played in 11 games with 5 starts; 26 tackles (17 solo) and 1 pass defended; 1 kickoff return for 17 yards.
- TRUE FRESHMAN (2017):** Played in 10 games but did not record any stats.

HIGH SCHOOL (McEACHERN HS – POWDER SPRINGS, GA.)

- Also lettered in track and field.
- SENIOR (2016):** 4 interceptions.
- 2nd-team all-state.
- All-county.
- All-region.

OFF THE FIELD

PERSONAL:

- **MAJOR:** Business administration.
- **PRONUNCIATION:** Name is pronounced JATE-lynn ASK-yoo.

JAYLIN ASKEW'S COLLEGE DEFENSIVE STATS

YEAR	TEAM	GP	GS	TACKLES					INTERCEPTIONS					FUMBLES		
				TOT	SOLO	ASST	SK	YDS	INT	YDS	LG	TD	PD	FF	FR	
2017	GEORGIA TECH	10	0	0	0	0	0.0	0	0	0	0	-	0	0	0	0
2018	GEORGIA TECH	11	5	26	17	9	0.0	0	0	0	-	0	1	0	0	0
2019	GEORGIA TECH	11	0	5	4	1	0.0	0	0	0	0	-	0	0	0	0
2020	GEORGIA TECH	8	0	2	1	1	0.0	0	0	0	0	-	0	0	0	0
NCAA TOTALS		40	5	33	22	11	0.0	0	0	0	0	-	0	1	0	0

ADDITIONAL STATS

Kickoff Returns: 1 for 17 yards in 2018.

THREE DOLPHINS NAMED PRO BOWL MVP

Three Dolphins have been named Most Valuable Player in the Pro Bowl. The first to do it was kicker Garo Yepremian, who accomplished the feat in the 1974 game, when he kicked five field goals, including a 42-yarder with 21 seconds remaining, lifting the AFC to a 15-13 victory over the NFC. Almost 30 years later, running back Ricky Williams duplicated the achievement, when he rushed for 56 yards and two touchdowns, and forced a fumble on special teams, en route to the AFC's 45-20 triumph in the 2003 contest, following the 2002 season. The most recent Dolphins player named Pro Bowl MVP was wide receiver Brandon Marshall, as he caught six passes for 176 yards and a Pro Bowl-record four touchdowns as the AFC used a second-half surge to beat the NFC, 59-41, in the 2012 Pro Bowl.



67

JEROME JOHNSON

DEFENSIVE TACKLE // 6-2 // 300 // INDIANA '21
 ACQUIRED: FA, '21
 HOMETOWN: BASSFIELD, MISS. // BORN: 12/4/97
 NFL: ROOKIE SEASON // DOLPHINS: ROOKIE SEASON

NFL CAREER

TRANSACTIONS:

- Signed by Miami as an undrafted college free agent on May 13, 2021.

BEFORE THE NFL

COLLEGE (INDIANA):

- 4-year letterman (2017-20).

CAREER: Played in all 45 games with 29 starts; 111 tackles (65 solo), 13.5 sacks, 1 interception, 1 pass defensed, 1 forced fumble and 1 fumble recovery.

SENIOR (2020): Played in all 8 games with 7 starts; 18 tackles (12 solo), 4 sacks, 1 interception and 1 pass defensed; 1 blocked field goal.

- 1st-team All-Big Ten.

JUNIOR (2019): Started all 13 games; 43 tackles (21 solo) and 5 sacks.

SOPHOMORE (2018): Played in all 12 games with 9 starts; 32 tackles (22 solo), 3.5 sacks, 1 forced fumble and 1 fumble recovery.

REDSHIRT FRESHMAN (2017): Played in all 12 games; 18 tackles (10 solo) and 1 sack.

- Honorable mention Big Ten All-Freshman Team.
- Redshirted in 2016.

HIGH SCHOOL (BASSFIELD HS – BASSFIELD, MISS.)

SENIOR (2015): 88 tackles and 8 sacks.

- 1st-team all-state.
- 1st-team all-region.
- Helped his school with the state championship.

OFF THE FIELD

PERSONAL:

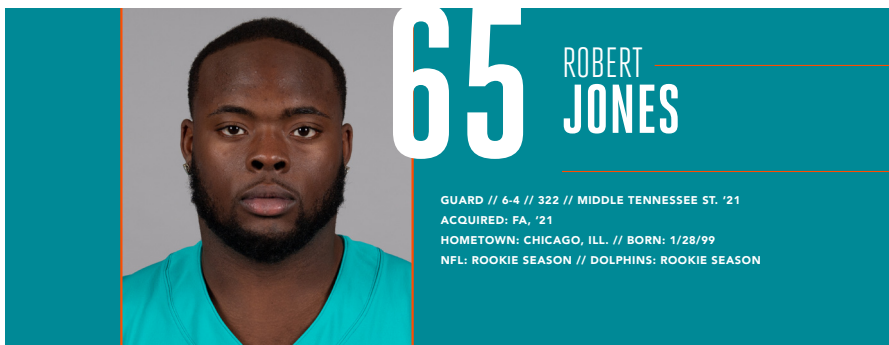
- **MAJOR:** Criminal justice.

JEROME JOHNSON'S COLLEGE DEFENSIVE STATS

YEAR	TEAM	GP	GS	TACKLES					INTERCEPTIONS				FUMBLES			
				TOT	SOLO	ASST	SK	YDS	INT	YDS	LG	TD	PD	FF	FR	
2017	INDIANA	12	0	18	10	8	1.0	0.0	0	0	-	0	0	0	0	0
2018	INDIANA	12	9	32	22	10	3.5	20.0	0	0	-	0	0	1	1	
2019	INDIANA	13	13	43	21	22	5.0	46.0	0	0	-	0	0	0	0	
2020	INDIANA	8	7	18	12	6	4.0	31.0	1	0	0	0	1	0	0	
NCAA TOTALS		45	29	111	65	46	13.5	97.0	1	0	0	0	1	1	1	

THE 200-YARD MAN

Running back Jay Ajayi rushed for 200 yards in three contests in 2016, including back-to-back games in Week 6 and Week 7, becoming one of only four players to accomplish that feat in NFL history. Two of his 200-yard games came against the Buffalo Bills while the other was vs. the Pittsburgh Steelers. Ajayi joined O.J. Simpson (1973 and 1976), Earl Campbell (1980) and Ricky Williams (2002) as the only players in NFL history to rush for 200-plus yards in consecutive games. He is one of just five NFL players to ever rush for 200 yards at least three times in the same season. The others to do so are Campbell (1980, four times), Simpson (1973, three times), Tiki Barber (2005, three times) and Derrick Henry (2020, three times). Ajayi rushed for 420 yards in two games against Buffalo in 2016, the fifth-highest rushing total against one team in a single season, trailing Jamal Lewis (500 vs. Cleveland in 2003), Simpson (469 vs. New England in 1973), Derrick Henry (462 vs. Houston in 2020) and LaDainian Tomlinson (430 vs. Oakland in 2003).



65

ROBERT JONES

GUARD // 6-4 // 322 // MIDDLE TENNESSEE ST. '21
 ACQUIRED: FA, '21
 HOMETOWN: CHICAGO, ILL. // BORN: 1/28/99
 NFL: ROOKIE SEASON // DOLPHINS: ROOKIE SEASON

NFL CAREER

TRANSACTIONS:

- Signed by Miami as an undrafted college free agent on May 13, 2021.

BEFORE THE NFL

COLLEGE (MIDDLE TENNESSEE STATE):

- 2-year starter (2019-20).
- Transferred from Highland (Kansas) Community College following his sophomore season in 2018.

CAREER (AT MIDDLE TENNESSEE STATE): Played in 20 games with 18 starts at right tackle.

SENIOR (2020 AT MIDDLE TENNESSEE STATE):

Played in 8 games with 7 starts at right tackle;

- Honorable mention All-Conference USA

JUNIOR (2019 AT MIDDLE TENNESSEE STATE):

Played in all 12 games with 11 starts at right tackle.

- Honorable mention All-Conference USA.

SOPHOMORE (2018 AT HIGHLAND CC): Started all 10 games at left guard.

- Honorable mention all-conference.

TRUE FRESHMAN (2017 AT HIGHLAND CC):

Played in 8 games with 3 starts on the offensive line.

HIGH SCHOOL (ROCKFORD EAST HS – ROCKFORD, ILL.)

- Also played defensive line.

OFF THE FIELD

PERSONAL:

- **MAJOR:** Integrated studies.

ROBERT JONES' COLLEGE STATS

GAMES/STARTS: (Highland CC) 2017: 8/3, 2018: 10/10, (Middle Tennessee State) 2019: 12/11, 2020: 8/7 **NCAA TOTALS: 20/18**



87

KAI LOCKSLEY

WIDE RECEIVER // 6-4 // 210 // UTEP '20
 ACQUIRED: FA, '21
 HOMETOWN: FORT WASHINGTON, MD. // BORN: 11/17/96
 NFL: ROOKIE SEASON // DOLPHINS: ROOKIE SEASON

NFL CAREER

TRANSACTIONS:

- Signed by Miami on March 23, 2021.

BEFORE THE NFL

COLLEGE (UTEP):

- 2-year starter (2018-19).
- Transferred from Iowa Western CC following his sophomore season.

- Transferred from Texas following his redshirt freshman season.

CAREER (AT UTEP): Played in 20 games with 15 starts; 186-of-350 passing (53.1 pct.) for 2,266 yards and 9 TDs; 237 carries for 875 yards (3.7 avg.) and 11 TDs.

SENIOR (2019 AT UTEP): Played in 11 games with 7 starts; 103-of-181 passing (56.9 pct.) for 1,329 yards and 6 TDs; 126 carries for 535 yards (4.3 avg.) and 5 TDs.

JUNIOR (2018 AT UTEP): Played in 9 games with 8 starts; 83-of-169 passing (49.1 pct.) for 937 yards and 3 TDs; 111 carries for 340 yards (3.1 avg.) and 6 TDs.

SOPHOMORE (2017 AT IOWA WESTERN CC): Played in all 12 games with 8 starts; 176-of-265 passing (66.4 pct.) for 2,238 yards and 20 TDs; 112 carries for 705 yards (6.3 avg.) and 20 TDs.

- 1st.-team All-American.
- NJCAA Offensive Player of the Year.

REDSHIRT FRESHMAN (2016 AT TEXAS): Did not play.

- Redshirted in 2015.

HIGH SCHOOL (GILMAN SCHOOL – BALTIMORE, MD.)

- Also lettered in basketball.
- Played quarterback and wide receiver.

SENIOR (2014): 915 passing yards and 5 TDs; 1,050 rushing yards and 17 TDs.

- All-state.
- 2nd-team all-metro.

JUNIOR (2013): 875 passing yards and 5 TDs; 795 rushing yards and 14 TDs.

- All-state.
- 2nd-team all-metro.

OFF THE FIELD

PERSONAL:

- **MAJOR:** Multidisciplinary studies.
- His father, Mike Locksley, is the head coach at Maryland.

KAI LOCKSLEY'S COLLEGE PASSING STATS

YEAR	TEAM	GP	GS	ATT	CMP	PCT	YDS	Y/A	TD	INT	LG
2018	UTEP	9	8	169	83	49.1	937	5.5	3	9	76t
2019	UTEP	11	7	181	103	56.9	1329	7.3	6	5	54t
NCAA TOTALS		20	15	350	186	53.1	2266	6.5	9	14	76t

KAI LOCKSLEY'S COLLEGE RUSHING/RECEIVING STATS

YEAR	TEAM	GP	GS	RUSHING					RECEIVING				
				ATT	YDS	AVG	LG	TD	REC	YDS	AVG	LG	TD
2018	UTEP	9	8	111	340	3.1	35	6	0	0	-	-	0
2019	UTEP	11	7	126	535	4.3	63t	5	0	0	-	-	0
NCAA TOTALS		20	15	237	875	3.7	63t	11	0	0	-	-	0



31

CARL TUCKER

FULLBACK // 6-2 // 250 // ALABAMA '21
ACQUIRED: FA, '21
HOMETOWN: CONCORD, N.C. // BORN: 2/6/97
NFL: ROOKIE SEASON // DOLPHINS: ROOKIE SEASON

NFL CAREER

TRANSACTIONS:

- Signed by Miami as an undrafted college free agent on May 13, 2021.

BEFORE THE NFL

COLLEGE (ALABAMA):

- 1-year starter (2020).
- Transferred to Alabama from North Carolina following his senior season in 2019.

CAREER (AT ALABAMA): Played in 7 games with 4 starts; 1 kickoff return for 23 yards.

GRADUATE (2020 AT ALABAMA): Played in 7 games with 4 starts; 1 kickoff return for 23 yards.

SENIOR (2019 AT NORTH CAROLINA): Played in 11 games with 4 starts; 5 receptions for 54 yards (10.8 avg.) and 1 TD.

JUNIOR (2018 AT NORTH CAROLINA): Played in 10 games with 6 starts; 16 receptions for 265 yards (16.6 avg.) and 2 TDs.

SOPHOMORE (2017 AT NORTH CAROLINA): Started 4 games; 6 receptions for 100 yards (16.7 avg.).

REDSHIRT FRESHMAN (2016 AT NORTH CAROLINA): 9 receptions for 130 yards (14.4 avg.) and 1 TD.

- Redshirted in 2015.

HIGH SCHOOL (WILLIAM AMOS HOUGH HS – CORNELIUS, N.C.)

SENIOR (2014): 23 receptions for 316 yards (13.7 avg.) and 4 TDs.

OFF THE FIELD

PERSONAL:

- **MAJOR:** Sports administration and interpersonal and organizational communication.

CARL TUCKER'S COLLEGE STATS

YEAR	TEAM	GP	GS	RUSHING					RECEIVING				
				ATT	YDS	AVG	LG	TD	REC	YDS	AVG	LG	TD
2016	NORTH CAROLINA	13	7	0	0	-	-	0	9	130	14.4		1
2017	NORTH CAROLINA	4	4	0	0	-	-	0	6	100	16.7		0
2018	NORTH CAROLINA	10	6	0	0	-	-	0	16	265	16.6		2
2019	NORTH CAROLINA	11	4	0	0	-	-	0	5	54	10.8		1
2020	ALABAMA	7	4	0	0	-	-	0	0	0	-	-	0
NCAA TOTALS		45	25	0	0	-	-	0	36	549	15.3		4

ADDITIONAL STATS

Kickoff Returns: 1 for 23 yards in 2020.



51

TRILL WILLIAMS

CORNERBACK // 6-1 // 205 // SYRACUSE '21

ACQUIRED: WAI., '21 (NO)

HOMETOWN: YONKERS, N.Y. // BORN: 12/29/99

NFL: ROOKIE SEASON // DOLPHINS: ROOKIE SEASON

NFL CAREER

TRANSACTIONS:

- Awarded off waivers to Miami on May 17, 2021.
- Waived/failed physical by New Orleans on May 14, 2021.
- Signed by New Orleans as an undrafted college free agent on May 11, 2021.

BEFORE THE NFL

COLLEGE (SYRACUSE):

- 3-year letterman (2018-20) and 1-year starter.

CAREER: Played in 28 games with 15 starts; 93 tackles (65 solo), 4 interceptions, 10 passes defended, 3 forced fumbles and 1 fumble recovery; 1 interception return for a TD; 1 fumble return for a TD; 1 blocked punt return for a TD.

JUNIOR (2020): Played in 5 games with 4 starts; 24 tackles (15 solo), 1 interception and 5 passes defended; 1 interception return for a TD.

SOPHOMORE (2019): Played in 11 games with 7 starts; 38 tackles (25 solo), 1 interception, 3

passes defended, 3 forced fumbles and 1 fumble recovery; 1 fumble return for a TD.

TRUE FRESHMAN (2018): Played in 12 games with 4 starts; 31 tackles (25 solo), 2 interceptions and 2 passes defended; 1 blocked punt return for a TD.

HIGH SCHOOL (ARCHBISHOP STEPINAC HS – WHITE PLAINS, N.Y.)

- Also played running back and wide receiver.
- Also lettered in basketball and track.

SENIOR (2017): 46 tackles, 5 interceptions and 19 passes defended; 317 rushing yards, 217 receiving yards and 11 TDs; 7 punt returns for 138 yards (19.7 avg.).

- 1st-team all-state.
- League Defensive Player of the Year.
- Team captain.
- Helped his team win a state championship.

OFF THE FIELD

PERSONAL:

- **MAJOR:** Communication and rhetorical studies.

TRILL WILLIAMS' COLLEGE DEFENSIVE STATS

YEAR	TEAM	GP	GS	TACKLES					INTERCEPTIONS					FUMBLES	
				TOT	SOLO	ASST	SK	YDS	INT	YDS	LG	TD	PD	FF	FR
2018	SYRACUSE	12	4	31	25	6	0.0	0.0	2	3	3	0	2	0	0
2019	SYRACUSE	11	7	38	25	13	0.0	0.0	1	41	41	0	3	3	1
2020	SYRACUSE	5	4	24	15	9	0.0	0.0	1	90	90t	1	5	0	0
NCAA TOTALS		28	15	93	65	28	0.0	0.0	4	134	90t	1	10	3	1

2021 NUMERICAL ROSTER

NO.	NAME	POS.	HT.	WT.	BIRTHDATE	EXP.	COLLEGE	HOMETOWN	HOW ACQ.
1	Tua Tagovailoa	QB	6-1	217	3/2/98	2	Alabama '20	Ewa Beach, Hawaii	D1A, '20
2	Albert Wilson	WR	5-9	195	7/12/92	7	Georgia State '14	Fort Pierce, Fla.	UFA, '18 (KC)
3	William Fuller V	WR	6-1	184	4/16/94	6	Notre Dame '16	Philadelphia, Pa.	UFA, '21 (Hou.)
4	Reid Sinnett	QB	6-4	220	2/5/97	1	San Diego '20	Johnston, Iowa	FA, '20
5	Michael Palardy	P	5-11	200	7/6/92	5	Tennessee '14	Coral Springs, Fla.	FA, '21
6	Lynn Bowden Jr.	WR	5-11	197	10/14/97	2	Kentucky '20	Youngstown, Ohio	T, '20 (LV)
7	Jason Sanders	K	5-11	197	11/16/95	4	New Mexico '18	Orange, Calif.	D7b, '18
8	Allen Hurts	WR	6-3	195	11/12/91	7	Miami (FL) '14	Miami, Fla.	FA, '19
9	Noah Igbingohene	CB	5-11	197	11/27/99	2	Auburn '20	Trussville, Ala.	D1c, '20
10	Malcolm Perry	RB/MWR	5-10	190	4/19/97	2	Navy '20	Clarksville, Tenn.	D7, '20
11	DeVante Parker	WR	6-3	219	1/20/93	7	Louisville '15	Louisville, Ky.	D1, '15
14	Jacoby Brissett	QB	6-4	235	12/11/92	6	North Carolina State '16	West Palm Beach, Fla.	UFA, '21 (Ind.)
15	Jalen Phillips	LB	6-5	266	5/28/99	R	Miami (FL) '21	Redlands, Calif.	D1B, '21
16	Robert Foster	WR	6-2	194	5/7/94	4	Alabama '18	Monaca, Pa.	FA, '21
17	Jaylen Waddle	WR	5-10	182	11/25/98	R	Alabama '21	Houston, Texas	D1a, '21
18	Preston Williams	WR	6-5	220	3/27/97	3	Colorado State '19	Lovejoy, Ga.	FA, '19
19	Jakeem Grant Sr.	WR	5-7	171	10/30/92	6	Texas Tech '16	Dallas, Texas	D6a, '16
20d	Jaylin Askew	CB	5-9	180	10/24/98	R	Georgia Tech '21	Douglasville, Ga.	FA, '21
20e	Isaiah Ford	WR	6-2	201	2/9/96	4	Virginia Tech '17	Jacksonville, Fla.	D7, '17
21	Eric Rowe	S	6-1	205	10/3/92	7	Utah '15	Spring, Texas	UFA, '19 (NE)
22	Jevon Holland	S	6-1	207	3/3/00	R	Oregon '21	Coquitlam, Canada	D2a, '21
23	Gerrid Doaks	RB	5-11	228	6/9/98	R	Cincinnati '21	Inquianapolis, Ind.	D7b, '21
24	Byron Jones	CB	6-1	194	9/26/92	7	Connecticut '15	New Britain, Conn.	UFA, '20 (Dal.)
25	Xavier Howard	CB	6-1	203	7/14/93	6	Baylor '16	Houston, Texas	D2, '16
26	Salvon Ahmed	RB	5-11	197	12/30/98	2	Washington '20	Kirkland, Wash.	Wai., '20 (SF)
27	Justin Coleman	CB	5-11	190	3/27/93	7	Tennessee '15	Brunswick, Ga.	FA, '21
28	Jordan Scarlett	RB	5-11	200	2/9/96	2	Florida '19	Fort Lauderdale, Fla.	FA, '21
29	Brandon Jones	S	6-1	191	4/2/98	2	Texas '20	Nacogdoches, Texas	D3, '20
30	Jason McCourty	DB	5-11	195	8/13/87	13	Rutgers '09	Nanuet, N.Y.	FA, '21
31	Carl Tucker	RB	6-2	250	2/6/97	7	Alabama '21	Concord, N.C.	FA, '21
32	Patrick Laird	RB	6-1	194	8/17/95	3	California '19	Arroyo Grande, Calif.	FA, '19
33	Jamal Perry	CB	5-10	182	10/23/94	3	Iowa State '17	Houston, Texas	FA, '19
34	Malcolm Brown	RB	5-11	225	5/15/93	7	Texas '15	Cibolo, Texas	UFA, '21 (LAR)
35	Terrell Bonds	CB	5-8	182	7/22/96	2	Tennessee State '18	Miami, Fla.	FA, '21
36	Nate Holley	S	6-1	210	12/5/94	2	Kent State '17	Toledo, Ohio	FA, '20
37	Myles Gaskin	RB	5-10	194	2/15/97	3	Washington '19	Lynnwood, Wash.	D7b, '19
38	Javaris Davis	CB	5-8	183	12/26/96	1	Auburn '20	Jacksonville, Fla.	Wai., '20 (KC)
40	Nik Needham	CB	6-1	196	11/14/96	7	UTEP '19	Yonkers, N.Y.	FA, '19
41	Cre'Von LeBlanc	CB	5-10	190	7/25/94	6	Florida Atlantic '16	Belle Glade, Fla.	FA, '21
42	Clayton Fejedelem	S	6-1	205	6/2/93	6	Illinois '16	Lemont, Ill.	UFA, '20 (Cin.)
43	Andrew Van Ginkel	LB	6-4	242	7/1/95	3	Wisconsin '19	Rock Valley, Iowa	D5, '19
44	Blake Ferguson	LS	6-3	237	4/21/97	2	LSU '20	Smyrna, Ga.	D6, '20
45	Duke Riley	LB	6-1	230	8/9/94	5	LSU '17	Buras, La.	UFA, '21 (Phi.)
46	Tino Ellis	CB	6-1	195	10/15/97	1	Maryland '20	Reisterstown, Md.	FA, '20
47	Vince Biegel	LB	6-3	246	7/2/93	5	Wisconsin '17	Wisconsin Rapids, Wis.	T, '19 (NO)
48	Calvin Munson	LB	6-1	236	12/27/94	6	San Diego State '17	St. Charles, Mo.	FA, '19
49	Sam Eguavoen	LB	6-1	236	2/22/93	3	Texas Tech '15	Garland, Texas	FA, '19
50	Benardrick McKinney	LB	6-4	257	11/19/92	7	Mississippi State '15	Tunica, Miss.	T, '21 (Hou.)
51	Trill Williams	CB	6-1	205	12/29/99	R	Syracuse '21	Yonkers, N.Y.	Wai., '21 (NO)
52	Elandon Roberts	LB	6-1	238	4/22/94	6	Houston '16	Port Arthur, Texas	UFA, '20 (NE)
53	Shaquem Griffin	LB	6-0	227	7/20/95	4	Central Florida '18	St. Petersburg, Fla.	FA, '21
55	Jerome Baker	LB	6-2	225	12/25/96	4	Ohio State '18	Cleveland, Ohio	D3, '18
57	Brennan Scarlett	LB	6-4	263	8/11/99	6	Stanford '21	Portland, Ore.	FA, '21 (Hou.)
58	Jason Strowbridge	DE	6-5	267	9/10/96	2	North Carolina '20	Deerfield Beach, Fla.	D5a, '20
59	Kylan Johnson	LB	6-2	230	12/23/96	1	Pittsburgh '20	Dallas, Texas	FA, '20
61	Timon Parris	T	6-6	315	9/11/95	2	Stony Brook '18	Floral Park, N.Y.	FA, '21
62	Matt Skura	C	6-3	310	2/17/93	5	Duke '16	Columbus, Ohio	UFA, '21 (Bal.)
63	Michael Deiter	C/G	6-6	315	9/3/96	3	Wisconsin '19	Curtice, Ohio	D3, '19
64	Cameron Tom	C	6-4	300	6/21/95	5	Southern Mississippi '17	Baton Rouge, La.	FA, '21
65	Robert Jones	G	6-4	322	1/28/99	R	Middle Tennessee St. '21	Chicago, Ill.	FA, '21
66	Solomon Kindley	G	6-4	335	7/3/97	2	Georgia '20	Jacksonville, Fla.	D4, '20
67	Jerome Johnson	DT	6-2	300	12/4/97	R	Indiana '21	Basfield, Miss.	FA, '21
68	Robert Hunt	G/T	6-6	327	8/25/96	2	Louisiana-Lafayette '20	Burkeville, Texas	D2a, '20
69	Dural Quiroz Neto	DT	6-4	330	8/27/92	1	None	Diamantino, Brazil	FA, '19 (PPP)^
70	Adam Butler	DL	6-5	295	4/12/94	5	Vanderbilt '17	Duncanville, Texas	UFA, '21 (NE)
71	Jonathan Hubbard	T	6-5	310	8/17/97	1	Northwestern St. '20	Kilgore, Texas	FA, '20
72	Jermaine Elumunor	OL	6-4	345	12/13/94	5	Texas A&M '17	Denville, N.J.	FA, '21
73	Austin Jackson	T	6-5	325	8/11/99	2	USC '20	Phoenix, Ariz.	D1b, '20
74	Liam Eichenberg	T	6-6	310	11/19/98	R	Notre Dame '21	Cleveland, Ohio	D2b, '21
75	Tyler Marz	G	6-7	315	9/9/92	3	Wisconsin '16	Springfield, Minn.	FA, '21
77	Jesse Davis	G/T	6-6	318	9/15/91	5	Idaho '15	Asotin, Wash.	FA, '17
78	Adam Pankey	T	6-5	313	2/2/94	4	West Virginia '17	Hamilton, Ohio	Wai., '19 (GB)
79	Larnel Coleman	T	6-6	313	6/22/98	R	Massachusetts '21	Malden, Mass.	D7a, '21
80	Adam Shaheen	TE	6-7	257	10/24/94	5	Ashland '17	Sanbury, Ohio	T, '20 (Chi.)
81	Durham Smythe	TE	6-6	246	8/9/95	4	Notre Dame '18	Belton, Texas	D4a, '18
82	Cethan Carter	TE	6-3	248	9/8/95	5	Newbraska '17	New Orleans, La.	UFA, '21 (Cin.)
83	Kirk Merritt	WR	6-1	214	7/18/97	2	Arkansas State '20	Destrian, La.	FA, '20
84	Hunter Long	TE	6-5	254	8/19/98	R	Boston College '21	Exeter, N.H.	D3, '21
85	Chris Myarick	TE	6-5	261	10/6/95	2	Temple '19	Elkins Park, Pa.	FA, '19
86	Mack Hollins	WR	6-4	221	9/16/93	5	North Carolina '17	Rockville, Md.	Wai., '19 (Phi.)
87	Kai Locksley	WR	6-4	210	11/17/96	R	UTEP '20	Fort Washington, Md.	FA, '21
88	Mike Gesicki	TE	6-6	247	10/3/95	4	Penn State '18	Manahawkin, N.J.	D2, '18
89	Carson Meier	TE	6-5	254	6/29/95	2	Oklahoma '19	Tulsa, Okla.	FA, '21
90	John Jenkins	DT	6-3	335	7/18/97	2	Georgia '18	Gaithersburg, Conn.	FA, '21 (Chi.)
91	Emmanuel Ogbah	DE	6-4	275	11/6/93	6	Oklahoma State '16	Houston, Texas	UFA, '20 (KC)
92	Zach Sieler	DT	6-6	297	9/7/95	4	Ferris State '18	Pinckney, Mich.	Wai., '19 (Bal.)
93	Jonathan Ledbetter	DE	6-4	282	9/12/97	2	Georgia '19	Tucker, Ga.	FA, '21
94	Christian Wilkins	DT	6-4	310	12/20/95	3	Clemson '19	Springfield, Mass.	D1, '19
95	Benito Jones	DT	6-1	318	11/27/97	2	Mississippi '20	Waynesboro, Miss.	FA, '20
96	Tyshun Render	DE	6-4	245	3/28/97	2	Middle Tenn. St. '20	Newnan, Ga.	FA, '20
98	Raekwon Davis	DT	6-7	330	6/10/97	2	Alabama '20	Meridian, Miss.	D2b, '20

^ international player exemption

* all rosters as of Aug. 1, 2021

2021 ALPHABETICAL ROSTER

NO.	NAME	POS.	HT.	WT.	BIRTHDATE	EXP.	COLLEGE	HOMETOWN	HOW ACQ.
26	Ahmed, Salvon	RB	5-11	197	12/30/98	2	Washington '20	Kirkland, Wash.	Wai, '20 (SF)
20d	Askew, Jaytlin	CB	5-9	180	10/24/98	R	Georgia Tech '21	Douglasville, Ga.	FA, '21
55	Baker, Jerome	LB	6-2	225	12/25/96	4	Ohio State '18	Cleveland, Ohio	D3, '18
47	Biegel, Vince	LB	6-3	246	7/2/93	5	Wisconsin '17	Wisconsin Rapids, Wis.	T, '19 (NO)
35	Bonds, Terrell	CB	5-8	182	7/22/96	2	Tennessee State '18	Miami, Fla.	FA, '21
6	Bowden Jr., Lynn	WR	5-11	197	10/14/97	2	Kentucky '20	Youngstown, Ohio	T, '20 (LV)
14	Brissett, Jacoby	QB	6-4	235	12/11/92	6	North Carolina State '16	West Palm Beach, Fla.	UFA, '21 (Ind.)
34	Brown, Malcolm	RB	5-11	225	5/15/93	7	Texas '15	Cibola, Texas	UFA, '21 (LAR)
70	Butler, Adam	DL	6-5	295	4/12/94	5	Vanderbilt '17	Duncanville, Texas	UFA, '21 (NE)
82	Carter, Cethan	TE	6-3	248	9/5/95	5	Nebraska '17	New Orleans, La.	UFA, '21 (Cin.)
27	Coleman, Justin	CB	5-11	190	3/27/93	7	Tennessee '15	Brunswick, Ga.	FA, '21
79	Coleman, Larnel	T	6-6	313	6/22/98	R	Massachusetts '21	Malden, Mass.	D7a, '21
38	Davis, Javaris	CB	5-8	183	12/26/96	1	Auburn '20	Jacksonville, Fla.	Wai, '20 (KC)
77	Davis, Jesse	G/T	6-6	318	9/15/91	5	Idaho '15	Asotin, Wash.	FA, '17
98	Davis, Raelwon	DT	6-7	330	6/10/97	2	Alabama '20	Meridian, Miss.	D2a, '20
63	Deiter, Michael	C/G	6-6	315	9/3/96	3	Wisconsin '19	Curtice, Ohio	D3, '19
23	Doaks, Gerrid	RB	5-11	228	6/9/98	R	Cincinnati '21	Indianapolis, Ind.	D7b, '21
49	Eguavoen, Sam	LB	6-1	236	2/22/93	3	Texas Tech '15	Garland, Texas	FA, '19
74	Eichenberg, Liam	T	6-6	310	1/19/98	R	Notre Dame '21	Cleveland, Ohio	D2b, '21
46	Ellis, Tino	CB	6-1	195	10/15/97	1	Maryland '20	Reisterstown, Md.	FA, '20
72	Elumunor, Jermaine	OL	6-4	345	12/13/94	5	Texas A&M '17	Denville, N.J.	FA, '21
42	Fejedelem, Clayton	S	6-1	205	6/2/93	6	Illinois '16	Lemont, Ill.	UFA, '20 (Cin.)
44	Ferguson, Blake	LS	6-3	237	4/21/97	2	LSU '20	Smryna, Ga.	D3, '20
20o	Ford, Isaiah	WR	6-2	201	2/9/96	4	Virginia Tech '17	Jacksonville, Fla.	D7, '17
16	Foster, Robert	WR	6-2	194	5/7/94	4	Alabama '18	Monaca, Pa.	FA, '21
3	Fuller V, William	WR	6-1	184	4/16/94	6	Notre Dame '16	Philadelphia, Pa.	UFA, '21 (Hou.)
37	Gaskin, Myles	RB	5-10	194	2/15/97	3	Washington '19	Lynnwood, Wash.	D7b, '19
88	Gesicki, Mike	TE	6-6	247	10/3/95	4	Penn State '18	Manahawkin, N.J.	D2, '18
19	Grant Sr., Jakeem	WR	5-7	171	10/30/92	6	Texas Tech '16	Dallas, Texas	D6a, '16
53	Griffin, Shaquiem	LB	6-0	222	7/20/95	4	Central Florida '18	St. Petersburg, Fla.	FA, '21
22	Holland, Jevon	CB	6-1	207	3/3/00	R	Oregon '21	Cocuitlam, Canada	D2a, '21
36	Holley, Nate	S	6-1	210	12/5/94	2	Kent State '17	Toledo, Ohio	FA, '20
86	Hollins, Mack	WR	6-4	221	9/16/93	5	North Carolina '17	Rockville, Md.	Wai, '19 (Phi.)
25	Howard, Xavien	CB	6-1	203	7/4/93	6	Baylor '16	Houston, Texas	D2, '16
71	Hubbard, Jonathan	T	6-5	310	8/17/97	1	Northwestern St. '20	Kilgore, Texas	FA, '20
68	Hunt, Robert	G/T	6-6	327	8/25/96	2	Louisiana-Lafayette '20	Burkeville, Texas	D2a, '20
8	Hurns, Allen	WR	6-3	195	11/12/91	7	Miami (FL) '14	Miami, Fla.	FA, '19
9	Igbinojewe, Noah	CB	5-11	197	11/21/99	2	Auburn '20	Trussville, Ala.	D7c, '20
73	Jackson, Austin	T	6-5	325	8/11/99	2	USC '20	Phoenix, Ariz.	D1b, '20
90	Jenkins, John	DT	6-3	335	7/11/89	9	Georgia '13	Meriden, Conn.	UFA, '21 (Chi.)
67	Johnson, Jerome	DT	6-2	300	12/4/97	R	Indiana '21	Bassfield, Miss.	FA, '21
59	Johnson, Kyle	LB	6-2	230	12/23/96	1	Pittsburgh '20	Dallas, Texas	FA, '20
95	Jones, Benito	DT	6-1	318	11/27/97	2	Mississippi '20	Waynesboro, Miss.	FA, '20
29	Jones, Brandon	S	6-1	191	4/2/98	2	Texas '20	Nacogdoches, Texas	D3, '20
24	Jones, Byron	CB	6-1	194	9/26/92	7	Connecticut '15	New Britain, Conn.	UFA, '20 (Dal.)
54	Jones, Robert	G	6-4	322	3/28/99	R	Middle Tennessee St. '21	Chicago, Ill.	FA, '21
66	Kindley, Solomon	G	6-4	335	7/13/97	2	Georgia '20	Jacksonville, Fla.	D4, '20
32	Laird, Patrick	RB	6-1	197	8/17/95	3	California '19	Arroyo Grande, Calif.	FA, '19
41	LeBlanc, Cre'Von	CB	5-10	190	7/25/94	6	Florida Atlantic '16	Belle Glade, Fla.	FA, '21
93	Ledbetter, Jonathan	DE	6-4	282	9/12/97	2	Georgia '19	Tucker, Ga.	FA, '19
87	Locksley, Kai	WR	6-4	210	11/17/96	R	UTEP '20	Fort Washington, Md.	FA, '21
84	Long, Hunter	TE	6-5	254	8/19/98	R	Boston College '21	Exeter, N.H.	D3, '21
75	Marz, Tyler	G	6-7	319	9/21/96	3	Wisconsin '16	Springfield, Minn.	FA, '21
30	McCourtney, Jason	DB	5-11	195	8/13/87	13	Rutgers '09	Nanuet, N.Y.	FA, '21
50	McKinney, Benardrick	LB	6-4	257	11/19/92	7	Mississippi State '15	Tunica, Miss.	T, '21 (Hou.)
89	Meier, Carson	TE	6-5	254	6/29/95	2	Oklahoma '19	Tulsa, Okla.	FA, '21
83	Merritt, Kirk	WR	6-1	214	11/5/97	2	Arkansas State '20	Destrehan, La.	FA, '20
48	Munson, Calvin	LB	6-1	235	12/27/94	3	San Diego State '17	St. Charles, Mo.	FA, '19
85	Myarick, Chris	TE	6-5	261	10/6/95	2	Temple '19	Elkins Park, Pa.	FA, '19
40	Needham, Nik	CB	6-1	196	11/4/96	3	UTEP '19	Buena Park, Calif.	FA, '19
91	Ogboh, Emmanuel	DE	6-4	275	11/6/93	6	Oklahoma State '16	Houston, Texas	UFA, '20 (KC)
5	Palarady, Michael	P	5-11	200	7/6/92	5	Springfield '14	Coral Springs, Fla.	FA, '21
78	Pankey, Adam	T	6-5	313	2/2/94	4	West Virginia '17	Hamilton, Ohio	Wai, '19 (GB)
11	Parker, DeVante	WR	6-3	219	12/03/93	7	Louisville '15	Louisville, Ky.	D1, '15
61	Parris, Timon	T	6-6	315	9/11/95	2	Stony Brook '18	Floral Park, N.Y.	FA, '21
33	Perry, Jamal	CB	5-10	182	10/23/94	3	Iowa State '17	Houston, Texas	FA, '19
10	Perry, Malcolm	RB/WR	5-10	190	4/19/97	2	Navy '20	Clarksville, Tenn.	D7, '20
15	Phillips, Jaerlan	LB	6-5	266	5/28/99	R	Miami (FL) '21	Redlands, Calif.	D1b, '21
69	Queiroz Neto, Durval	G	6-4	330	8/27/92	1	None	Diamantino, Brazil	FA, '19 (IPP)^
96	Render, Tyshun	DE	6-4	245	3/28/97	2	Middle Tenn. St. '20	Newnan, Ga.	FA, '20
45	Riley, Duke	LB	6-1	230	8/9/94	5	LSU '17	Buras, La.	UFA, '21 (Phi.)
52	Roberts, Elandon	LB	6-1	238	4/22/94	5	Houston '16	Port Arthur, Texas	UFA, '20 (NE)
21	Rowe, Eric	S	6-1	205	10/3/92	7	Utah '15	Spring, Texas	UFA, '19 (NE)
7	Sanders, Jason	K	5-11	197	11/16/95	4	New Mexico '18	Orange, Calif.	D7b, '18
57	Scarlett, Brennan	LB	6-4	263	7/31/93	6	Stanford '16	Portland, Ore.	UFA, '21 (Hou.)
28	Scarlett, Jordan	RB	5-11	200	2/9/96	2	Florida '19	Fort Lauderdale, Fla.	FA, '21
80	Shaheer, Adam	TE	6-7	267	10/21/94	5	Ashtland '17	Sandury, Ohio	T, '20 (Chi.)
92	Sieler, Zach	DT	6-6	297	9/7/95	4	Ferris State '18	Pinkney, Mich.	Wai, '19 (Bal.)
4	Sinnett, Reid	QB	6-4	220	2/5/97	1	San Diego '20	Johnston, Iowa	FA, '20
62	Skura, Matt	C	6-3	310	2/17/93	5	Duke '16	Columbus, Ohio	UFA, '21 (Bal.)
81	Smythe, Durham	TE	6-6	246	8/9/95	4	Notre Dame '17	Belton, Texas	D4a, '18
58	Strowbridge, Jason	DE	6-5	267	9/10/96	2	North Carolina '20	Deerfield Beach, Fla.	D5a, '20
1	Tagovailoa, Tua	QB	6-1	217	3/2/98	2	Alabama '20	Ewa Beach, Hawaii	D1a, '20
43	Tom, Cameron	C	6-7	300	6/23/95	5	Southern Mississippi '17	Baton Rouge, La.	FA, '21
31	Tucker, Carl	FB	6-2	250	2/6/97	R	Alabama '21	Carr, N.C.	FA, '21
43	Van Ginkel, Andrew	LB	6-4	242	7/1/95	3	Wisconsin '19	Rock Valley, Iowa	D5, '19
17	Waddle, Jaylen	WR	5-10	182	11/25/98	R	Alabama '21	Houston, Texas	D1a, '21
94	Wilkins, Christian	DT	6-4	310	12/20/95	3	Clemson '19	Springfield, Mass.	D1, '19
18	Williams, Preston	WR	6-5	220	3/27/97	3	Colorado State '19	Lovejoy, Ga.	FA, '19
51	Williams, Trill	CB	6-1	205	12/29/99	R	Syracuse '21	Yonkers, N.Y.	Wai, '21 (NO)
2	Wilson, Albert	WR	5-9	195	7/12/92	7	Georgia State '14	Fort Pierce, Fla.	UFA, '18 (KC)

^ international player exemption

2021 POSITIONAL ROSTER

OFFENSE (47)

QUARTERBACKS (3)						
NO	NAME	POS	HT	WT	EXP	COLLEGE
1	Tagovailoa, Tua	QB	6-1	217	2	Alabama '20
4	Sinnett, Reid	QB	6-4	220	1	San Diego '20
14	Brissett, Jacoby	QB	6-4	235	6	NC State '16

RUNNING BACKS (7)						
NO	NAME	POS	HT	WT	EXP	COLLEGE
23	Doaks, Gerrid	RB	5-11	228	R	Cincinnati '21
26	Ahmed, Salvon	RB	5-11	197	2	Washington '20
28	Scarlett, Jordan	RB	5-11	200	2	Florida '19
31	Tucker, Carl	FB	6-2	250	R	Alabama '21
32	Laird, Patrick	RB	6-1	197	3	California '19
34	Brown, Malcolm	RB	5-11	225	7	Texas '15
37	Gaskin, Myles	RB	5-10	194	3	Washington '19

WIDE RECEIVERS (14)						
NO	NAME	POS	HT	WT	EXP	COLLEGE
2	Wilson, Albert	WR	5-9	195	7	Georgia State '14
3	Fuller V, William	WR	6-1	184	6	Notre Dame '16
6	Bowden Jr., Lynn	WR	5-11	197	2	Kentucky '20
8	Hurns, Allen	WR	6-3	195	7	Miami (FL) '14
10	Perry, Malcolm	RB/WR	5-10	190	2	Navy '20
11	Parker, DeVante	WR	6-3	219	7	Louisville '15
16	Foster, Robert	WR	6-2	194	4	Alabama '18
17	Waddle, Jaylen	WR	5-10	182	R	Alabama '21
18	Williams, Preston	WR	6-5	220	3	Colorado State '19
19	Grant Sr., Jakeem	WR	5-7	171	6	Texas Tech '16
20a	Ford, Isaiah	WR	6-2	201	4	Virginia Tech '17
83	Merritt, Kirk	WR	6-1	214	2	Arkansas State '20
86	Hollins, Mack	WR	6-4	221	5	North Carolina '17
87	Locksley, Kai	WR	6-4	210	R	UTEP '20

TIGHT ENDS (7)						
NO	NAME	POS	HT	WT	EXP	COLLEGE
80	Shaheen, Adam	TE	6-7	257	5	Ashland '17
81	Smythe, Durham	TE	6-6	246	4	Notre Dame '18
82	Carter, Cethan	TE	6-3	248	5	Nebraska '17
84	Long, Hunter	TE	6-5	254	R	Boston College '21
85	Myarick, Chris	TE	6-5	261	2	Temple '19
88	Gesicki, Mike	TE	6-6	247	4	Penn State '18
89	Meier, Carson	TE	6-5	254	2	Oklahoma '19

OFFENSIVE LINEMEN (16)						
NO	NAME	POS	HT	WT	EXP	COLLEGE
61	Parris, Timon	T	6-6	315	2	Stony Brook '18
62	Skura, Matt	C	6-3	310	5	Duke '16
63	Deiter, Michael	C/G	6-6	315	3	Wisconsin '19
64	Tom, Cameron	C	6-4	300	5	S. Mississippi '17
65	Jones, Robert	G	6-4	322	R	Middle Tenn. St. '21
66	Kindley, Solomon	G	6-4	335	2	Georgia '20
68	Hunt, Robert	G/T	6-6	327	2	Louisiana-Lafayette '20
69	Queiroz Neto, Durval	G	6-4	330	1	None^
71	Hubbard, Jonathan	T	6-5	310	1	Northwestern St. '20
72	Elumunor, Jemaine	OL	6-4	345	5	Texas A&M '17
73	Jackson, Austin	T	6-5	325	2	USC '20
74	Eichenberg, Liam	T	6-6	310	R	Notre Dame '21
75	Marz, Tyler	G	6-7	315	3	Wisconsin '16
77	Davis, Jesse	G/T	6-6	318	5	Idaho '15
78	Pankey, Adam	T	6-5	313	4	West Virginia '17
79	Coleman, Larnel	T	6-6	313	R	Massachusetts '21

^ international player exemption

DEFENSE (41)

DEFENSIVE LINEMEN (11)						
NO	NAME	POS	HT	WT	EXP	COLLEGE
58	Strowbridge, Jason	DE	6-5	267	2	North Carolina '20
67	Johnson, Jerome	DT	6-2	300	R	Indiana '21
70	Butler, Adam	DT	6-5	295	5	Vanderbilt '17
90	Jenkins, John	DT	6-3	335	9	Georgia '13
91	Ogbah, Emmanuel	DE	6-4	275	6	Oklahoma State '15
92	Sieler, Zach	DT	6-6	297	4	Ferris State '18
93	LeDbetter, Jonathan	DE	6-4	282	2	Georgia '19
94	Wilkins, Christian	DT	6-4	310	3	Clemson '19
95	Jones, Benito	DT	6-1	318	2	Mississippi '20
96	Render, Tyshun	DE	6-4	245	2	Middle Tenn. St. '20
98	Davis, Raekwon	DT	6-7	330	2	Alabama '20

LINEBACKERS (12)						
NO	NAME	POS	HT	WT	EXP	COLLEGE
15	Phillips, Jaelan	LB	6-5	266	R	Miami (FL) '21
43	Van Ginkel, Andrew	LB	6-4	242	3	Wisconsin '19
45	Riley, Duke	LB	6-1	230	5	LSU '17
47	Biegel, Vince	LB	6-3	246	5	Wisconsin '17
48	Munson, Calvin	LB	6-1	235	3	San Diego St. '17
49	Eguavoen, Sam	LB	6-1	236	3	Texas Tech '15
50	McKinney, Benardick	LB	6-4	257	7	Mississippi State '15
52	Roberts, Eliandor	LB	6-1	238	6	Houston '18
53	Griffin, Shaquem	LB	6-0	227	4	Central Florida '16
55	Baker, Jerome	LB	6-2	225	4	Ohio State '16
57	Scarlett, Brennan	LB	6-4	263	6	Stanford '18
59	Johnson, Kyle	LB	6-2	230	1	Pittsburgh '20

DEFENSIVE BACKS (18)						
NO	NAME	POS	HT	WT	EXP	COLLEGE
9	Igbinoghene, Noah	CB	5-11	197	2	Auburn '20
20d	Askew, Jaylin	CB	5-9	180	R	Georgia Tech '21
21	Rowe, Eric	S	6-1	205	7	Utah '15
22	Holland, Jevon	S	6-1	207	R	Oregon '21
24	Jones, Byron	CB	6-1	194	7	Connecticut '15
25	Howard, Xavien	CB	6-1	203	6	Baylor '16
27	Coleman, Justin	CB	5-11	190	7	Tennessee '15
29	Jones, Brandon	S	6-1	191	2	Texas '20
30	McCourt, Jason	DB	5-11	195	13	Rutgers '09
33	Perry, Jamal	CB	5-10	182	3	Iowa State '17
35	Bonds, Terrell	CB	5-8	182	2	Tennessee State '18
36	Holley, Nate	S	6-1	210	2	Kent State '17
38	Davis, Javaris	CB	5-8	183	1	Auburn '20
40	Needham, Nik	CB	6-1	196	3	UTEP '19
41	LeBlanc, CreVon	CB	5-10	190	6	Florida Atlantic '16
42	Fejedelem, Clayton	S	6-1	205	6	Illinois '16
46	Ellis, Tino	CB	6-1	195	1	Maryland '20
51	Trill Williams	CB	6-1	205	R	Syracuse '21

SPECIALISTS (3)

NO	NAME	POS	HT	WT	EXP	COLLEGE
5	Palardy, Michael	P	5-11	200	5	Tennessee '14
7	Sanders, Jason	K	5-11	197	4	New Mexico '18
44	Ferguson, Blake	LS	6-3	237	2	LSU '20

PRONUNCIATION GUIDE

PLAYER	PHONETICALLY	PLAYER	PHONETICALLY	PLAYER	PHONETICALLY
RB Salvon Ahmed	suh-VON OCK-med	LB Shaquem Griffin	shuh-KEEM	QB Reid Sinnett	SIN-it
WR Lynn Bowden Jr.	BO-den	S Jevon Holland	JUH-vawn	C Matt Skura	SKUR-uh
TE Cethan Carter	SEE-thin	CB Xavien Howard	EX-ay-vee-n	TE Durham Smythe	sm-eye-th
T Larnel Coleman	LAR-nell	CB Noah Igbinoghene	IG-bin-OG-guh-nee	QB Tua Tagovailoa	TUNG-oh-vai-LOA
DT Raekwon Davis	RAY-kwon	CB Cre'von LeBlanc	CRAY-von luh-BLANK		
C/G Michael Deiter	DEE-ter	LB Benardick McKinney	ben-NARD-rick	COACH	PHONETICALLY
LB Sam Eguavoen	eh-gwahv-ON	TE Chris Myarick	MYE-rick	Anthony Campanile	CAMP-uh-neel-ee
T Liam Eichenberg	IKE-en-berg	DE Emmanuel Ogbah	AWG-buh	Lemuel Jeanpierre	leh-mew-ELL zhon-pee-AIR
OL Jemaine Elumunor	Eh-loo-muh-norr	LB Jaelan Phillips	JAY-len	Curt Kuntz	KOO-nts
S Clayton Fejedelem	FEDGE-uh-lemm	G Durval Queiroz	KEY-ay-rose	Dave Puloka	Puh-LOH-kuh
TE Mike Gesicki	guh-sick-ee	DT Zach Sieler	SEE-ler		

HOW THEY WERE ACQUIRED

	DRAFT (29)	TRADES (4)	WAIVERS (6)	FREE AGENTS (51)
2015	WR DeVante Parker (1)			
2016	CB Xavien Howard (2) WR Jakeem Grant Sr. (6a)			
2017	WR Isaiah Ford (7)			G/T Jesse Davis
2018	TE Mike Gesicki (2) LB Jerome Baker (3) TE Durham Smythe (4a) K Jason Sanders (7b)			WR Albert Wilson (KC)
2019	DT Christian Wilkins (1) C/G Michael Deiter (3) LB Andrew Van Ginkel (5) RB Myles Gaskin (7b)	LB Vince Biegel (NO)	WR Mack Hollins (Phi.) T Adam Pankey (GB) DT Zach Sieler (Bal.)	LB Sam Eguavoen WR Allen Hurts RB Patrick Laird DE Jonathan Ledbetter LB Calvin Munson TE Chris Myarick CB Nik Needham CB Jamal Perry G Durval Queiroz Neto (IPP^) S Eric Rowe (NE) WR Preston Williams
2020	QB Tua Tagovailoa (1a) T Austin Jackson (1b) CB Noah Igbinioghene (1c) G/T Robert Hunt (2a) DT Raekwon Davis (2b) S Brandon Jones (3) G Solomon Kindley (4) DE Jason Strowbridge (5a) LS Blake Ferguson (6) RB/WR Malcolm Perry (7)	WR Lynn Bowden Jr. (LV) TE Adam Shaheen (Chi.)	RB Salvon Ahmed (SF) CB Javaris Davis (KC)	CB Tino Ellis S Clayton Fejedelem (Cin.) S Nate Holley T Jonathan Hubbard LB Kylan Johnson DT Bernito Jones CB Byron Jones (Dal.) WR Kirk Merritt DE Emmanuel Ogbah (KC) DE Tyshun Render LB Elandon Roberts (NE) QB Reid Sinnett
2021	WR Jaylen Waddle (1a) DE Jaelen Phillips (1b) S Jevon Holland (2a) T Liam Eichenberg (2b) TE Hunter Long (3) T Larnel Coleman (7a) RB Gerrid Doaks (7b)	LB Benardrick McKinney (Hou.)	CB Trill Williams (NO)	CB Jaytlin Askew CB Terrell Bonds QB Jacoby Brissett (Ind.) RB Malcolm Brown (LAR) DL Adam Butler (NE) TE Cethan Carter (Cin.) CB Justin Coleman OL Jermaine Eluemunor WR Robert Foster WR William Fuller V (Hou.) DT John Jenkins (Chi.) DT Jerome Johnson G Robert Jones CB Cre'Von LeBlanc WR Kai Locksley G Tyler Marz DB Jason McCourty TE Carson Meier P Michael Palardy T Timon Parris LB Duke Riley (Phi.) LB Brennan Scarlett (Hou.) RB Jordan Scarlett C Matt Skura (Bal.) C Cameron Tom FB Carl Tucker

^ international player exemption

2020 DOLPHINS STATISTICS

REGULAR SEASON RESULTS (10-6)

DATE	OPPONENT	SCORE	W/L	ATTENDANCE
Sept. 13	at New England	11-21	L	0
Sept. 20	BUFFALO	28-31	L	11,075
Sept. 24	at Jacksonville	31-13	W	16,563
Oct. 4	SEATTLE	23-31	L	12,369
Oct. 11	at San Francisco	43-17	W	0
Oct. 18	N.Y. JETS	24-0	W	10,772
Nov. 1	L.A. RAMS	28-17	W	12,397
Nov. 8	at Arizona	34-31	W	4,200
Nov. 15	L.A. CHARGERS	29-21	W	12,751
Nov. 22	at Denver	13-20	L	5,351
Nov. 29	at N.Y. Jets	20-3	W	0
Dec. 6	CINCINNATI	19-7	W	12,577
Dec. 13	KANSAS CITY	27-33	L	13,057
Dec. 20	NEW ENGLAND	22-12	W	13,354
Dec. 26	at Las Vegas	26-25	W	0
Jan. 3	at Buffalo	26-56	L	0

TEAM STATISTICS

	DOLPHINS	OPPONENTS
TOTAL FIRST DOWNS	345	336
Rushing	100	113
Passing	207	193
Penalty	38	30
3rd Down: Made/Att.	78/202	58/186
3rd Down Pct.	38.6%	31.2%
4th Down: Made/Att.	8/10	12/26
4th Down Pct.	80.0%	46.2%
POSSESSION AVG.	31:17	28:43
TOTAL NET YARDS	5424	5886
Avg. Per Game	339.0	367.9
Total Plays	1021	998
Avg. Per Play	5.3	5.9
NET YARDS RUSHING	1688	1862
Avg. Per Game	105.5	116.4
Total Rushes	428	412
NET YARDS PASSING	3736	4024
Avg. Per Game	233.5	251.5
Sacked/Yards Lost	34/201	41/349
Gross Yards	3937	4373
Attempts/Completions	559/370	545/343
Completion Pct.	66.2%	62.9%
Had Intercepted	13	18
PUNTS/AVERAGE	68/44.7	66/46.0
NET PUNTING AVG.	39.8	38.5
PENALTIES/YARDS	74/635	85/805
FUMBLES/BALL LOST	17/7	20/11
TOUCHDOWNS	42	41
Rushing	15	17
Passing	24	21
Returns	3	3

SCORE BY QUARTERS	Q1	Q2	Q3	Q4	OT	TOTAL
Dolphins	103	111	57	133	0	404
Opponents	55	118	74	91	0	338

RUSHING

	NO.	YDS.	AVG.	LG	TD
M. Gaskin	142	584	4.1	26	3
S. Ahmed	75	319	4.3	31	3
M. Breida	59	254	4.3	24	0
R. Fitzpatrick	30	151	5.0	17	2
T. Tagovailoa	36	109	3.0	17	3
D. Washington	28	86	3.1	16	0
P. Laird	13	72	5.5	17	0
J. Howard	28	33	1.2	8	4
L. Bowden Jr.	9	32	3.6	11	0
C. Fejedelem	2	23	11.5	22	0
J. Grant Sr.	3	20	6.7	29	0
M. Perry	3	5	1.7	6	0
DOLPHINS	428	1688	3.9	31	15
OPPONENTS	412	1862	4.5	37	17

PASSING

	ATT	CMP	YDS	CMP%	YDS/ATT	TD	TD%	INT	INT%	LONG	SACK	LOST	RATING
R. Fitzpatrick	267	183	2091	68.5%	7.8	13	4.9%	8	3.0%	70	14/	65	95.6
T. Tagovailoa	290	186	1814	64.1%	6.3	11	3.8%	5	1.7%	35	20/	136	87.1
L. Bowden Jr.	2	1	32	50.0%	16.0	0	0.0%	0	0.0%	32	0/	0	95.8
DOLPHINS	559	370	3937	66.2%	7.0	24	4.3%	13	2.3%	70	34/	201	91.2
OPPONENTS	545	343	4373	62.9%	8.0	21	3.9%	18	3.3%	85t	41/	349	87.0

RECEIVING

	NO.	YDS.	AVG.	LG	TD
D. Parker	63	793	12.6	31	4
M. Gesicki	53	703	13.3	70	6
M. Gaskin	41	388	9.5	59t	2
J. Grant Sr.	36	373	10.4	30	1
I. Ford	28	276	9.9	18	0
L. Bowden Jr.	28	211	7.5	22	0
D. Smythe	26	208	8.0	19	2
P. Williams	18	288	16.0	47	4
M. Hollins	16	176	11.0	34	1
A. Shaheen	12	150	12.5	43	3
S. Ahmed	11	61	5.5	13	0
P. Laird	10	68	6.8	17	0
M. Breida	9	96	10.7	31	0
M. Perry	9	92	10.2	25t	1
D. Washington	4	28	7.0	10	0
A. Callaway	2	20	10.0	13	0
C. Cox	2	9	4.5	6	0
R. Fitzpatrick	1	0	0.0	0	0
J. Howard	1	-3	-3.0	-3	0
DOLPHINS	370	3937	10.6	70	24
OPPONENTS	343	4373	12.7	85t	21

INTERCEPTIONS

	NO.	YDS.	AVG.	LG	TD
X. Howard	10	77	7.7	29	0
E. Rowe	2	26	13.0	22	0
By. Jones	2	15	7.5	15	0
N. Needham	2	1	0.5	1	0
B. McCain	1	19	19.0	19	0
C. Wilkins	1	8	8.0	8	0
DOLPHINS	18	146	8.1	29	0
OPPONENTS	13	115	8.8	23	1

PUNTING

	NO.	YDS.	AVG.	NET	TB	IN 20	LG	BLK
M. Haack	68	3040	44.7	39.8	2	26	63	0
DOLPHINS	68	3040	44.7	39.8	2	26	63	0
OPPONENTS	66	3036	46.0	38.5	7	21	69	1

PUNT RETURNS

	RET.	FC	YDS.	AVG.	LG	TD
J. Grant Sr.	29	8	330	11.4	88t	1
A. Callaway	2	0	12	6.0	11	0
M. Perry	1	1	12	12.0	12	0
DOLPHINS	32	9	354	11.1	88t	1
OPPONENTS	24	22	297	12.4	84t	2

KICKOFF RETURNS

	NO.	YDS.	AVG.	LG	TD
J. Grant Sr.	6	129	21.5	45	0
N. Igbinoghene	4	68	17.0	22	0
E. Roberts	1	13	13.0	13	0
D. Smythe	1	5	5.0	5	0
DOLPHINS	12	215	17.9	45	0
OPPONENTS	24	376	15.7	35	0

FIELD GOALS

	1-19	20-29	30-39	40-49	50+
J. Sanders	1/1	8/8	7/7	12/14	8/9
DOLPHINS	1/1	8/8	7/7	12/14	8/9
OPPONENTS	0/0	5/6	6/6	5/8	1/3

SCORING

	TOTAL	TDR	TDP	TDRT	PAT	FG	2-PT	PTS
J. Sanders	0	0	0	0	36/36	36/39	0	144
M. Gesicki	6	0	6	0	0/0	0/0	0	36
M. Gaskin	5	3	2	0	0/0	0/0	0	30
P. Williams	4	0	4	0	0/0	0/0	2	28
D. Parker	4	0	4	0	0/0	0/0	0	24
J. Howard	4	4	0	0	0/0	0/0	0	24
S. Ahmed	3	3	0	0	0/0	0/0	1	20
T. Tagovailoa	3	3	0	0	0/0	0/0	0	18
A. Shaheen	3	0	3	0	0/0	0/0	0	18
R. Fitzpatrick	2	2	0	0	0/0	0/0	1	14
D. Smythe	2	0	2	0	0/0	0/0	0	12
J. Grant Sr.	2	0	1	1	0/0	0/0	0	12
S. Lawson	1	0	0	1	0/0	0/0	0	6
M. Hollins	1	0	1	0	0/0	0/0	0	6
M. Perry	1	0	1	0	0/0	0/0	0	6
A. Van Ginkel	1	0	0	1	0/0	0/0	0	6
DOLPHINS	42	15	24	3	36/36	36/39	4	404
OPPONENTS	41	17	21	3	39/41	17/23	0	338

TWO-POINT CONVERSIONS

P. Williams 2, R. Fitzpatrick 1, S. Ahmed 1.

DOLPHINS 4/6, OPPONENTS: 0/0

SACKS

E. Ogbah 9.0, J. Baker 7.0, K. Van Noy 6.0, A. Van Ginkel 5.5, S. Lawson 4.0, Z. Sieler 3.5, E. Roberts 1.5, C. Wilkins 1.5, N. Needham 1.0, K. Grugier-Hill 1.0, Br. Jones 1.0

DOLPHINS 41.0, OPPONENTS: 34.0

SHULA IS COACH TO HALL OF FAMERS

Hall of Fame and former Dolphins Head Coach Don Shula had 15 of his former players enshrined into the Pro Football Hall of Fame in Canton, Ohio. This total of 15 is tied for the sixth-most players that an NFL head coach has had inducted into the Hall of Fame, trailing only George Halas, who had 26 players enshrined, Vince Lombardi, who had 18 players inducted, Paul Brown, who had 17 players enshrined, Tom Landry, who had 16 players enshrined and tied with Chuck Knox, who also had 15 players enshrined. Of this group, seven played for Shula while he was head coach with the Baltimore Colts (1963-69), while eight were on his teams with the Dolphins (1970-95). Additionally, Shula coached three quarterbacks (John Unitas, Bob Griese and Dan Marino) who would go on to the Hall of Fame, tying Halas (Paddy Driscoll, Sid Luckman and George Blanda) for the most at that position.

Hall of Famers who played under Shula in Baltimore include DE Gino Marchetti (Class of 1972), WR Raymond Berry (1973), OT Jim Parker (1973), RB Lenny Moore (1975), QB Unitas (1979), LB Ted Hendricks (1990) and TE John Mackey (1992).

The Dolphins contingent includes WR Paul Warfield (1983), FB Larry Csonka (1987), Jim Langer (1987), Griese (1990), G Larry Little (1993), C Dwight Stephenson (1998), LB Nick Buoniconti (2001) and Marino (2005).

DEFENSE

PLAYER	SOLO	ASST	TOT	SACKS	YDS	TFL	QBH	INT	PD	FF	FR
J Baker	69	42	111	7	69.5	7	11	0	3	2	0
E. Rowe	66	25	91	0	0	1	2	2	11	0	1
K. Van Noy	46	23	69	6	36	10	10	0	6	2	2
E. Roberts	33	28	61	1.5	11.5	8	4	0	0	1	1
Br. Jones	40	19	59	1	9	3	1	0	1	1	0
N. Needham	36	22	58	1	13	1	1	2	7	0	0
X. Howard	40	11	51	0	0	1	0	10	20	1	0
Z. Sieler	30	18	48	3.5	23.5	11	11	0	0	0	0
C. Wilkins	28	19	47	1.5	10	4	3	1	5	0	1
B. McCain	39	7	46	0	0	0	2	1	5	0	0
E. Ogbah	25	17	42	9	95.5	6	21	0	5	3	1
A. Van Ginkel	25	17	42	5.5	45	7	10	0	4	2	1
R. Davis	19	21	40	0	0	1	1	0	0	0	0
By. Jones	28	9	37	0	0	0	0	2	4	1	0
S. Lawson	17	15	32	4	26	4	18	0	1	1	1
K. Grugier-Hill	17	6	23	1	10	1	2	0	0	0	1
J. Perry	12	7	19	0	0	0	0	0	1	0	0
D. Godchaux	10	6	16	0	0	1	2	0	0	0	0
N. Igbinoghene	9	1	10	0	0	0	0	0	2	0	1
C. Munson	4	2	6	0	0	0	0	0	0	0	0
S. Eguavoen	3	2	5	0	0	1	0	0	1	0	0
T. Hayes	2	1	3	0	0	0	0	0	0	0	0
J. Strowbridge	1	2	3	0	0	1	0	0	0	0	0
K. Frazier	1	1	2	0	0	0	0	0	0	0	0
Be. Jones	1	1	2	0	0	1	0	0	0	0	0
C. Fejedelem	1	0	1	0	0	0	0	0	0	0	0

NOTE: Special teams and miscellaneous tackles not included above.

MISCELLANEOUS TACKLES: Grant Sr. 4, Bowden Jr. 2, Williams 2, Fitzpatrick 1, Tagovailoa 1, Callaway 1, J. Davis 1.

MISCELLANEOUS FUMBLE RECOVERIES: J. Davis 2, Breida 1, Fitzpatrick 1, Tagovailoa 1.

SACKS:

E. Ogbah (9.0) – 0.5 vs. Buffalo (9/20), 0.5 at Jacksonville (9/24), 1.0 vs. Seattle (10/4), 1.0 at San Francisco (10/11), 2.0 vs. N.Y. Jets (10/18), 1.0 vs. L.A. Rams (11/1), 1.0 at Arizona (11/8), 1.0 vs. L.A. Chargers (11/15), 1.0 vs. New England (12/20)
 J. Baker (7.0) – 1.0 at New England (9/13), 1.0 at San Francisco (10/11), 0.5 at N.Y. Jets (11/29), 2.5 vs. Kansas City (12/13), 1.0 vs. New England (12/20), 1.0 at Las Vegas (12/26)
 K. Van Noy (6.0) – 1.0 at New England (9/13), 1.0 at Jacksonville (9/24), 1.0 at N.Y. Jets (11/29), 3.0 vs. Cincinnati (12/6)
 A. Van Ginkel (5.5) – 0.5 vs. Buffalo (9/20), 1.0 at Jacksonville (9/24), 1.0 at San Francisco (10/11), 2.0 at Las Vegas (12/26), 1.0 at Buffalo (1/3)
 S. Lawson (4.0) – 1.0 vs. Seattle (10/4), 1.0 vs. L.A. Rams (11/1), 2.0 vs. Cincinnati (12/6)
 Z. Sieler (3.5) – 0.5 at Jacksonville (9/24), 1.0 at San Francisco (10/11), 1.0 vs. Cincinnati (12/6), 1.0 vs. New England (12/20)
 E. Roberts (1.5) – 1.0 at San Francisco (10/11), 0.5 at N.Y. Jets (11/29)
 C. Wilkins (1.5) – 1.0 vs. N.Y. Jets (10/18), 0.5 vs. Kansas City (12/13)
 K. Grugier-Hill (1.0) – 1.0 at Jacksonville (9/24)
 N. Needham (1.0) – 1.0 vs. L.A. Chargers (11/15)
 Br. Jones (1.0) – 1.0 at N.Y. Jets (11/29)

SPECIAL TEAMS

	SOLO	ASST	TOTAL	FF	FR	BFG	BPAT	BPNT
C. Fejedelem	5	4	9	1	1	0	0	0
J. Perry	4	3	7	0	0	0	0	0
A. Van Ginkel	4	2	6	1	0	0	0	1
K. Grugier-Hill	4	1	5	0	0	0	0	0
K. Frazier	4	0	4	0	0	0	0	0
S. Eguavoen	2	2	4	0	0	0	0	0
N. Igbinoghene	2	1	3	0	1	0	0	0
C. Munson	2	1	3	0	0	0	0	0
N. Holley	2	1	3	0	0	0	0	0
Br. Jones	1	2	3	0	0	0	0	0
M. Hollins	1	2	3	0	0	0	0	0
M. Breida	1	1	2	0	0	0	0	0
B. Ferguson	1	1	2	0	0	0	0	0
J. Baker	1	0	1	0	0	0	0	0
P. Laird	1	0	1	0	0	0	0	0
J. Grant Sr.	0	0	0	0	1	0	0	0
M. Perry	0	0	0	0	1	0	0	0

2020 STATISTICAL BESTS

DOLPHINS – INDIVIDUAL

RUSHING

Attempts	23	Salvon Ahmed vs. New England, 12/20
Yards	122	Salvon Ahmed vs. New England, 12/20
Touchdowns	2	Tua Tagovailoa vs. New England, 12/20
Yards by Quarterback	47	Ryan Fitzpatrick vs. Seattle, 10/4
Longest Run from Scrimmage	31	Salvon Ahmed vs. New England, 12/20
Longest Run from Scrimmage for TD	16t	Salvon Ahmed at Buffalo, 1/3

PASSING

Attempts	58	Tua Tagovailoa at Buffalo, 1/3
Completions	35	Tua Tagovailoa at Buffalo, 1/3
Yards	361	Tua Tagovailoa at Buffalo, 1/3
Touchdowns	3	Ryan Fitzpatrick at San Francisco, 10/11 Ryan Fitzpatrick vs. N.Y. Jets, 10/18
Completion Percentage (min. 20 att.)	90.0	Ryan Fitzpatrick at Jacksonville, 9/24
Interceptions	3	Ryan Fitzpatrick at New England, 9/13 Tua Tagovailoa at Buffalo, 1/3
Longest Completion	70	Ryan Fitzpatrick to Mike Gesicki at San Francisco, 10/11
Longest Completion for TD	59t	Ryan Fitzpatrick to Myles Gaskin at Las Vegas, 12/26
Passer Rating (min. 20 att.)	154.5	Ryan Fitzpatrick at San Francisco, 10/11

RECEIVING

Receptions	10	DeVante Parker vs. Seattle, 10/4
Yards	130	Mike Gesicki vs. Buffalo, 9/20
Touchdowns	2	Mike Gesicki vs. Kansas City, 12/13 Myles Gaskin at Las Vegas, 12/26
Longest Reception	70	Mike Gesicki at San Francisco, 10/11
Longest Reception by Running Back	59t	Myles Gaskin at Las Vegas, 12/26
Yards by Running Back	82	Myles Gaskin at Las Vegas, 12/26

TOTAL YARDS FROM SCRIMMAGE

169	Myles Gaskin at Las Vegas, 12/26
-----	----------------------------------

TACKLES

Total	16	Jerome Baker at New England, 9/13
Solo	12	Jerome Baker at New England, 9/13

INTERCEPTIONS

Total	1	Xavien Howard at Jacksonville, 9/24 Xavien Howard vs. Seattle, 10/4 Bobby McCain at San Francisco, 10/11 Xavien Howard at San Francisco, 10/11 Xavien Howard vs. N.Y. Jets, 10/18 Christian Wilkins vs. L.A. Rams, 11/1 Eric Rowe vs. L.A. Rams, 11/1 Xavien Howard vs. L.A. Chargers, 11/15 Xavien Howard at Denver, 11/22 Nik Needham at N.Y. Jets, 11/29 Xavien Howard at N.Y. Jets, 11/29 Xavien Howard vs. Cincinnati, 12/6 Nik Needham vs. Cincinnati, 12/6 Eric Rowe vs. Kansas City, 12/13 Byron Jones vs. Kansas City, 12/13 Xavien Howard vs. Kansas City, 12/13 Byron Jones at Buffalo, 1/3 Xavien Howard at Buffalo, 1/3
Longest Return	29	Xavien Howard at San Francisco, 10/11
Longest Return for TD	-	-

FUMBLES

Total Forced	1	Jerome Baker at New England, 9/13 Kyle Van Noy vs. Buffalo, 9/20 Kyle Van Noy at Jacksonville, 9/24 Elandon Roberts vs. Seattle, 10/4 Andrew Van Ginkel at San Francisco, 10/11 Emmanuel Ogbah at San Francisco, 10/11 Emmanuel Ogbah vs. L.A. Rams, 11/1 Shaq Lawson vs. L.A. Rams, 11/1 Emmanuel Ogbah at Arizona, 11/8 Andrew Van Ginkel at Arizona, 11/8 Andrew Van Ginkel at Denver, 11/22 Byron Jones vs. Kansas City, 12/13 Brandon Jones vs. New England, 12/20 Xavien Howard vs. New England, 12/20 Jerome Baker vs. New England, 12/20 Clayton Fejedelem at Las Vegas, 12/26
Total Recovered	1	Noah Igbinoghene vs. Buffalo, 9/20 Kyle Van Noy at Jacksonville, 9/24 Christian Wilkins at San Francisco, 10/11 Andrew Van Ginkel vs. L.A. Rams, 11/1 Kyle Van Noy vs. L.A. Rams, 11/1 Shaq Lawson at Arizona, 11/8 Eric Rowe at Denver, 11/22 Kamu Grugier-Hill vs. Kansas City, 12/13 Elandon Roberts vs. New England, 12/20 Clayton Fejedelem at Las Vegas, 12/26

SACKS

Total	3	Kyle Van Noy vs. Cincinnati, 12/6
Yards Lost	37	Jerome Baker vs. Kansas City, 12/13

SPECIAL TEAMS

Field Goals Made	5	Jason Sanders vs. Seattle, 10/4 Jason Sanders at San Francisco, 10/11
Field Goal Attempts	5	Jason Sanders vs. Seattle, 10/4 Jason Sanders at San Francisco, 10/11
Longest Field Goal Made	56	Jason Sanders at Arizona, 11/8
Longest Field Goal Attempt	56	Jason Sanders at Arizona, 11/8
Punts	9	Matt Haack vs. L.A. Rams, 11/1
Longest Punt, yards	63	Matt Haack vs. Buffalo, 9/20 Matt Haack vs. L.A. Rams, 11/1
Highest Gross Punting Average (min. 4 punts)	52.4	Matt Haack vs. Buffalo, 9/20
Highest Net Punting Average (min. 4 punts)	48.8	Matt Haack vs. Buffalo, 9/20
Most Punt Returns	6	Jakeem Grant Sr. vs. N.Y. Jets, 10/18
Most Punt Return Yards	88	Jakeem Grant Sr. vs. L.A. Rams, 11/1
Highest Punt Return Average (min. 3 returns)	19.0	Jakeem Grant Sr. vs. L.A. Chargers, 11/15
Longest Punt Return	88t	Jakeem Grant Sr. vs. L.A. Rams, 11/1
Most Kickoff Returns	2	Jakeem Grant Sr. at Jacksonville, 9/24 Noah Igbinoghene at Arizona, 11/8 Noah Igbinoghene vs. New England, 12/20
Most Kickoff Return Yards	45	Jakeem Grant Sr. vs. L.A. Rams, 11/1
Highest Kickoff Return Average (min. 3 returns)	-	-
Longest Kickoff Return	45	Jakeem Grant Sr. vs. L.A. Rams, 11/1

OPPONENTS – INDIVIDUAL

RUSHING

Attempts	25	Chase Edmonds at Arizona, 11/8
Yards	106	Kyler Murray at Arizona, 11/8
Touchdowns	2	Cam Newton at New England, 9/13 James Robinson at Jacksonville, 9/24 Chris Carson vs. Seattle, 10/4 Melvin Gordon III at Denver, 11/22 Antonio Williams at Buffalo, 1/3
Yards by Quarterback	106	Kyler Murray at Arizona, 11/8
Longest Run from Scrimmage	37	Raheem Mostert at San Francisco, 10/11
Longest Run from Scrimmage for TD	32t	Tyreek Hill vs. Kansas City, 12/13

PASSING

Attempts	61	Jared Goff vs. L.A. Rams, 11/1
Completions	35	Jared Goff vs. L.A. Rams, 11/1
Yards	415	Josh Allen vs. Buffalo, 9/20
Touchdowns	4	Josh Allen vs. Buffalo, 9/20
Completion Percentage (min. 20 att.)	80.8	Kyler Murray at Arizona, 11/8

Interceptions	3	Patrick Mahomes vs. Kansas City, 12/13
Longest Completion	85t	Derek Carr to Nelson Agholor at Las Vegas, 12/26
Longest Completion for TD	85t	Derek Carr to Nelson Agholor at Las Vegas, 12/26
Passer Rating (min. 20 att.)	150.5	Kyler Murray at Arizona, 11/8

RECEIVING

Receptions	11	Cooper Kupp vs. L.A. Rams, 11/1
Yards	155	Nelson Agholor at Las Vegas, 12/26
Touchdowns	2	Isaiah McKenzie at Buffalo, 1/3
Longest Reception	85t	Nelson Agholor at Las Vegas, 12/26
Longest Reception by Running Back	26	Clyde Edwards-Helaire vs. Kansas City, 12/13
Yards by Running Back	83	James Robinson at Jacksonville, 9/24

TOTAL YARDS FROM SCRIMMAGE

155 Nelson Agholor at Las Vegas, 12/26

TACKLES

Total	13	Jessie Bates III vs. Cincinnati, 12/6 Terez Hall vs. New England, 12/20
Solo	11	Avery Williams vs. N.Y. Jets, 10/18 Terez Hall vs. New England, 12/20

INTERCEPTIONS

Total	2	Dean Marlowe at Buffalo, 1/3
Longest Return	23	Dean Marlowe at Buffalo, 1/3
Longest Return for TD	16t	Josh Norman at Buffalo, 1/3

FUMBLES

Total Forced	1	Vernon Butler vs. Buffalo, 9/20 K.J. Wright vs. Seattle, 10/4 Aaron Donald vs. L.A. Rams, 11/1 Taylor Rapp vs. L.A. Rams, 11/1 Neville Hewitt at N.Y. Jets, 11/29 Javelin Guidry at N.Y. Jets, 11/29 Jordan Jenkins at N.Y. Jets, 11/29 Quinnen Williams at N.Y. Jets, 11/29 Jessie Bates III vs. Cincinnati, 12/6 Sammy Watkins vs. Kansas City, 12/13 Andre Smith at Buffalo, 1/3
Total Recovered	1	Leonard Floyd vs. L.A. Rams, 11/1 Troy Hill vs. L.A. Rams, 11/1 Nick Vigil vs. L.A. Chargers, 11/15 Neville Hewitt at N.Y. Jets, 11/29 Harvey Langi at N.Y. Jets, 11/29 Vonn Bell vs. Cincinnati, 12/6 Harrison Phillips at Buffalo, 1/3

SACKS

Total	2	DeShawn Williams at Denver, 11/22
Yards Lost	12.5	Malik Reed at Denver, 11/22

SPECIAL TEAMS

Field Goals Made	4	Nick Folk vs. New England, 12/20 Daniel Carlson at Las Vegas, 12/26
Field Goal Attempts	4	Nick Folk vs. New England, 12/20 Daniel Carlson at Las Vegas, 12/26
Longest Field Goal Made	55	Jason Myers vs. Seattle, 10/4
Longest Field Goal Attempt	55	Jason Myers vs. Seattle, 10/4 Sam Ficken vs. N.Y. Jets, 10/18
Punts	10	Braden Mann vs. N.Y. Jets, 10/18
Longest Punt, yards	69	Corey Bojorquez at Buffalo, 1/3
Highest Gross Punting Average (min. 4 punts)	53.5	Corey Bojorquez at Buffalo, 1/3
Highest Net Punting Average (min. 4 punts)	48.2	Kevin Huber vs. Cincinnati, 12/6
Most Punt Returns	5	Hunter Renfrow at Las Vegas, 12/26
Most Punt Return Yards	84	Isaiah McKenzie at Buffalo, 1/3
Highest Punt Return Average (min. 3 returns)	12.2	Hunter Renfrow at Las Vegas, 12/26
Longest Punt Return	84t	Isaiah McKenzie at Buffalo, 1/3
Most Kickoff Returns	4	Joe Reed vs. L.A. Chargers, 11/15
Most Kickoff Return Yards	80	Joe Reed vs. L.A. Chargers, 11/15
Highest Kickoff Return Average (min. 3 returns)	20.0	Joe Reed vs. L.A. Chargers, 11/15
Longest Kickoff Return	35	Corey Ballentine at N.Y. Jets, 11/29

IN 2020 MIAMI IS...

5-2	when leading after the 1st quarter	5-3	in road games
7-0	when leading after the 2nd quarter	1-0	when playing indoors
7-0	when leading after the 3rd quarter	9-6	when playing outdoors
2-1	when behind after the 1st quarter	1-2	when playing on artificial turf
3-6	when behind after the 2nd quarter	9-4	when playing on grass
3-6	when behind after the 3rd quarter	8-2	after winning the coin toss
5-3	when Miami scores first	8-4	when scoring 21 points or more
5-3	when opponent scores first	7-1	when yielding 20 points or fewer
0-0	when tied at halftime	0-0	in overtime contests
5-3	in home games		

DRIVE PRODUCTION

	POSS	TD	FGM	FGA	PUNT	INT	FUM	DWNS	TIME	SAF
DOLPHINS	182	39	36	39	68	13	7	2	13	1
OPPONENTS	181	38	17	23	66	18	11	14	11	0

RED ZONE PRODUCTION

	POSS	TD	FGM	FGA	INT	FUM	DWNS	TIME	RZ PLAYS	RZ RUSH	RZ PASS
DOLPHINS	60	35	18	18	4	1	1	1	170	100	70
OPPONENTS	47	27	10	11	2	3	4	0	122	64	58

TURNOVERS

GAME	TAKEAWAYS			GIVEAWAYS			DIFF	W/L
	INT	FUM	TOTAL	INT	FUM	TOTAL		
at New England	0	1	1	3	0	3	-2	L
BUFFALO	0	1	1	0	0	0	1	L
at Jacksonville	1	1	2	0	0	0	2	W
SEATTLE	1	0	1	2	0	2	-1	L
at San Francisco	2	1	3	0	0	0	3	W
N.Y. JETS	1	0	1	2	0	2	-1	W
L.A. RAMS	2	2	4	0	2	2	2	W
at Arizona	0	1	1	0	0	0	1	W
L.A. CHARGERS	1	0	1	0	1	1	0	W
at Denver	1	1	2	1	0	1	1	L
at N.Y. Jets	2	0	2	0	2	2	0	W
CINCINNATI	2	0	2	0	1	1	1	W
KANSAS CITY	3	1	4	1	0	1	3	L
NEW ENGLAND	0	1	1	1	0	1	0	W
at Las Vegas	0	1	1	0	0	0	1	W
at Buffalo	2	0	2	3	1	4	-2	L
TOTAL	18	11	29	13	7	20	9	10-6

BLOCKS

	FGs	PATs	PUNTS	TOTAL
BY DOLPHINS	0	0	1	1
BY OPPONENTS	0	0	0	0

DOLPHINS BIG PLAYS

PASSING (25+ yards)		RUSHING (15+ yards)	
70	R. Fitzpatrick to M. Gesicki at SF, 10/11	31	S. Ahmed vs. NE, 12/20
59t	R. Fitzpatrick to M. Gaskin at LV, 12/26	29	J. Grant Sr. at Jax., 9/24
47	R. Fitzpatrick to P. Williams at SF, 10/11	24	M. Breida vs. NE, 12/20
43	R. Fitzpatrick to A. Shaheen vs. NYJ, 10/18	24	M. Gaskin at LV, 12/26
35	T. Tagovailoa to P. Williams at Ari., 11/8	22	C. Fejedelem at LV, 12/26
35	T. Tagovailoa to M. Gaskin vs. Cin., 12/6	21	M. Gaskin at SF, 10/11
34	R. Fitzpatrick to M. Hollins at LV, 12/26	19	S. Ahmed at Ari., 11/8
32t	R. Fitzpatrick to P. Williams at SF, 10/11	18	S. Ahmed vs. LAC, 11/15
32	L. Bowden Jr. to M. Gaskin at Buf., 1/3	18	S. Ahmed vs. LAC, 11/15
31	R. Fitzpatrick to M. Breida at SF, 10/11	17	R. Fitzpatrick at SF, 10/11
31	R. Fitzpatrick to M. Gesicki at LV, 12/26	17	T. Tagovailoa at Ari., 11/8
31	T. Tagovailoa to D. Parker at Buf., 1/3	17	P. Laird vs. LAC, 11/15
30	R. Fitzpatrick to J. Grant Sr. vs. NYJ, 10/18	16	D. Washington at NYJ, 11/29
29t	T. Tagovailoa to M. Gesicki vs. KC, 12/13	16	T. Tagovailoa at Buf., 1/3
28	R. Fitzpatrick to D. Parker at SF, 10/11	16t	S. Ahmed at Buf., 1/3
27	R. Fitzpatrick to M. Gesicki vs. Buf., 9/20	15	M. Gaskin at Jax., 9/24
26	R. Fitzpatrick to P. Williams vs. Buf., 9/20	15	M. Gaskin vs. NYJ, 10/18
26	R. Fitzpatrick to M. Breida vs. Sea., 10/4		
25	R. Fitzpatrick to M. Gesicki at Den., 11/22		
25	R. Fitzpatrick to D. Parker at NYJ, 11/29		
25	T. Tagovailoa to D. Parker at Buf., 1/3		
25t	T. Tagovailoa to M. Perry at Buf., 1/3		

OPPONENTS BIG PLAYS

PASSING (25+ yards)

85t	D. Carr to N. Agholor at LV, 12/26
72t	B. Allen to T. Boyd vs. Cin., 12/6
61	D. Lock to T. Patrick at Den., 11/22
57	R. Wilson to D. Moore vs. Sea., 10/4
56t	K. Murray to C. Kirk at Ari., 11/8
56t	M. Barkley to G. Davis at Buf., 1/3
51	M. Barkley to G. Davis at Buf., 1/3
47	J. Allen to S. Diggs vs. Buf., 9/20
46	J. Allen to I. McKenzie vs. Buf., 9/20
46t	J. Allen to J. Brown vs. Buf., 9/20
44t	P. Mahomes to T. Hill vs. KC, 12/13
41	D. Lock to T. Patrick at Den., 11/22
37	R. Wilson to D. Metcalf vs. Sea., 10/4
37	S. Darnold to B. Perriman at NYJ, 11/29
37	P. Mahomes to S. Watkins vs. KC, 12/13
35	K. Murray to C. Kirk at Ari., 11/8
35	C. Newton to J. Meyers vs. NE, 12/20
33	D. Carr to D. Waller at LV, 12/26
32	R. Wilson to D. Metcalf vs. Sea., 10/4
32	P. Mahomes to T. Kelce vs. KC, 12/13
32t	J. Allen to J. Brown at Buf., 1/3
30	R. Wilson to T. Lockett vs. Sea., 10/4
30	S. Darnold to D. Mims at NYJ, 11/29
29	D. Lock to N. Fant at Den., 11/22
29	D. Carr to D. Waller at LV, 12/26
28	J. Herbert to M. Williams vs. LAC, 11/15
28	P. Mahomes to T. Kelce vs. KC, 12/13
27	S. Darnold to B. Perriman at NYJ, 11/29
27	J. Allen to J. Brown at Buf., 1/3
26	J. Allen to C. Beasley vs. Buf., 9/20
26	J. Goff to R. Woods vs. LAR, 11/1
26	P. Mahomes to C. Edwards-Helaire vs. KC, 12/13
26	C. Newton to J. Meyers vs. NE, 12/20
25	J. Allen to S. Diggs vs. Buf., 9/20
25	C. Newton to R. Izzo at NE, 9/13

RUSHING (15+ yards)

37	R. Mostert at SF, 10/11
34	T. Johnson vs. NYJ, 10/18
32t	T. Hill vs. KC, 12/13
28	K. Murray at Ari., 11/8
25	M. Gordon III at Den., 11/22
23	J. Edelman at NE, 9/13
20	P. Lindsay at Den., 11/22
20t	M. Gordon III at Den., 11/22
20	P. Lindsay at Den., 11/22
18	D. Singletary vs. Buf., 9/20
18	C. Carson vs. Sea., 10/4
18	D. Henderson Jr. vs. LAR, 11/1
18	P. Lindsay at Den., 11/22
18	J. Richard at LV, 12/26
18	A. Williams at Buf., 1/3
18t	A. Williams at Buf., 1/3
17	F. Gore at NYJ, 11/29
17	S. Michel vs. NE, 12/20
16	J. Allen vs. Buf., 9/20
16	G. Minshew II at Jax., 9/24
16	K. Murray at Ari., 11/8
16	S. Michel vs. NE, 12/20
15	R. Burkhead at NE, 9/13
15	J. Jacobs at LV, 12/26

DOLPHINS BIG GAMES

100-YARD RUSHERS

122	S. Ahmed vs. NE, 12/20
-----	------------------------

100-YARD RECEIVERS

130	M. Gesicki vs. Buf., 9/20
119	D. Parker at NYJ, 11/29
116	D. Parker at Buf., 1/3
110	D. Parker vs. Sea., 10/4
106	P. Williams at SF, 10/11

300-YARD PASSERS

361	T. Tagovailoa at Buf., 1/3
350	R. Fitzpatrick at SF, 10/11
328	R. Fitzpatrick vs. Buf., 9/20
316	T. Tagovailoa vs. KC, 12/13
315	R. Fitzpatrick vs. Sea., 10/4

OPPONENTS BIG GAMES

100-YARD RUSHERS

106	K. Murray at Ari., 11/8
-----	-------------------------

100-YARD RECEIVERS

155	N. Agholor at LV, 12/26
153	S. Diggs vs. Buf., 9/20
136	T. Kelce vs. KC, 12/13
123	C. Kirk at Ari., 11/8
119	T. Patrick at Den., 11/22
112	D. Waller at LV, 12/26
111	J. Meyers vs. NE, 12/20
110	C. Kupp vs. LAR, 11/1
107	G. Davis at Buf., 1/3
106	D. Metcalf vs. Sea., 10/4

300-YARD PASSERS

415	J. Allen vs. Buf., 9/20
393	P. Mahomes vs. KC, 12/13
360	R. Wilson vs. Sea., 10/4
355	J. Goff vs. LAR, 11/1
336	D. Carr at LV, 12/26

2020 GAME-BY-GAME STARTERS/INACTIVES

GAME-BY-GAME STARTERS (OFFENSE)

GAME	WR/TE	LT	LG	C	RG	RT	TE/FB	WR/OL	QB	RB	OTHER
at NE	Williams	Jackson	Flowers	Karras	Kindley	J. Davis	Smythe	Parker	Fitzpatrick	J. Howard	Gesicki
BUF	Williams	Jackson	Flowers	Karras	Kindley	J. Davis	Cox	Parker	Fitzpatrick	J. Howard	Gesicki
at Jax.	Williams	Jackson	Flowers	Karras	Kindley	J. Davis	Smythe	Parker	Fitzpatrick	Gaskin	Gesicki
SEA	Shaheen	Jackson	Flowers	Karras	Kindley	J. Davis	Smythe	Parker	Fitzpatrick	Gaskin	Cox
at SF	Williams	J. Davis	Flowers	Karras	Kindley	Hunt	Cox	Parker	Fitzpatrick	Gaskin	Bowden Jr.
NYJ	Williams	J. Davis	Flowers	Karras	Kindley	Hunt	Shaheen	Parker	Fitzpatrick	Gaskin	Gesicki
LAR	Williams	J. Davis	Flowers	Karras	Kindley	Hunt	Smythe	Grant Sr.	Tagovailoa	Gaskin	M. Perry
at Ari.	Williams	J. Davis	Flowers	Karras	Kindley	Hunt	Smythe	Parker	Tagovailoa	Howard	Gesicki
LAC	Shaheen	Jackson	Flowers	Karras	J. Davis	Hunt	Smythe	Davenport	Tagovailoa	Ahmed	Kindley
at Den.	Callaway	Jackson	Flowers	Karras	Kindley	J. Davis	Smythe	Grant Sr.	Tagovailoa	Ahmed	Gesicki
at NYJ	Perry	Jackson	Flowers	Karras	J. Davis	Hunt	Smythe	Parker	Fitzpatrick	Breida	Gesicki
CIN	Grant Sr.	Jackson	Flowers	Karras	Kindley	Hunt	Smythe	Parker	Tagovailoa	Gaskin	Gesicki
KC	Shaheen	Jackson	Kindley	Karras	J. Davis	Hunt	Smythe	Parker	Tagovailoa	Washington	Gesicki
NE	Shaheen	Jackson	Kindley	Karras	J. Davis	Hunt	Smythe	Hollins	Tagovailoa	Ahmed	Bowden Jr.
at LV	Grant Sr.	Jackson	Flowers	Karras	J. Davis	Hunt	Smythe	Hollins	Tagovailoa	Ahmed	Bowden Jr.
at Buf.	Ford	Jackson	Flowers	Karras	J. Davis	Hunt	Smythe	Parker	Tagovailoa	Gaskin	Bowden Jr.

GAME-BY-GAME STARTERS (DEFENSE)

GAME	DE	DT/NT	DE/DT	LB/DT	LB	LB	LB/DB	CB	CB	S/CB	S
at NE	Ogbah	R. Davis	Godchaux	Lawson	Roberts	Van Ginkel	Baker	By. Jones	X. Howard	Br. Jones	McCain
BUF	Ogbah	Godchaux	Wilkins	Lawson	Grugier-Hill	Van Noy	Baker	By. Jones	X. Howard	Needham	McCain
at Jax.	Ogbah	Godchaux	Wilkins	Lawson	Roberts	Van Noy	J. Perry	Iginoghene	X. Howard	Rowe	McCain
SEA	Ogbah	Godchaux	Wilkins	Lawson	Roberts	Van Noy	Needham	Iginoghene	X. Howard	Rowe	McCain
at SF	Ogbah	Godchaux	Wilkins	Sieler	Roberts	Van Noy	Baker	By. Jones	X. Howard	Rowe	McCain
NYJ	Ogbah	R. Davis	Wilkins	Van Ginkel	Roberts	Baker	Needham	By. Jones	X. Howard	Rowe	McCain
LAR	Ogbah	R. Davis	Sieler	Van Ginkel	Baker	Van Noy	Needham	By. Jones	X. Howard	Rowe	McCain
at Ari.	Ogbah	R. Davis	Wilkins	Van Ginkel	Roberts	Van Noy	Baker	By. Jones	X. Howard	Rowe	McCain
LAC	Ogbah	R. Davis	Sieler	Lawson	Roberts	Van Noy	Br. Jones	By. Jones	X. Howard	Rowe	McCain
at Den.	Ogbah	R. Davis	Sieler	Van Ginkel	Roberts	Van Noy	Br. Jones	By. Jones	X. Howard	Rowe	McCain
at NYJ	Sieler	R. Davis	Wilkins	Lawson	Roberts	Van Noy	Van Ginkel	By. Jones	X. Howard	Rowe	McCain
CIN	Sieler	R. Davis	Wilkins	Baker	Roberts	Van Noy	Van Ginkel	By. Jones	X. Howard	Rowe	McCain
KC	Sieler	R. Davis	Wilkins	Lawson	Eguavoen	Baker	Van Ginkel	By. Jones	X. Howard	Rowe	McCain
NE	Sieler	R. Davis	Wilkins	Baker	Roberts	Van Noy	Van Ginkel	By. Jones	X. Howard	Rowe	Br. Jones
at LV	Ogbah	R. Davis	Wilkins	Baker	Van Ginkel	Van Noy	Needham	By. Jones	X. Howard	Rowe	McCain
at Buf.	Ogbah	R. Davis	Wilkins	Baker	Van Ginkel	Van Noy	Needham	By. Jones	X. Howard	Rowe	McCain

GAME-BY-GAME INACTIVES

at NE	M. Perry	Bowden Jr.	Fejedelem	Strowbridge	Pankey	-	-
BUF	M. Perry	Fejedelem	Roberts	Strowbridge	Pankey	-	-
at Jax.	M. Perry	Bowden Jr.	By. Jones	Fejedelem	Strowbridge	Pankey	-
SEA	M. Perry	By. Jones	Frazier	Strowbridge	Pankey	-	-
at SF	M. Perry	Ahmed	J. Howard	Strowbridge	Smythe	Lawson	-
NYJ	M. Perry	Ahmed	J. Howard	Van Noy	Strowbridge	-	-
LAR	Bowden Jr.	Ahmed	Cox	J. Perry	J. Howard	Strowbridge	-
at Ari.	Breida	J. Perry	Pankey	-	-	-	-
LAC	Bowden Jr.	Breida	Cox	J. Howard	Pankey	-	-
at Den.	Bowden Jr.	Cox	Washington	Pankey	-	-	-
at NYJ	Tagovailoa	Ahmed	Cox	Kindley	Be. Jones	-	-
CIN	M. Perry	Ahmed	Washington	Pankey	Be. Jones	-	-
KC	Ahmed	Cox	Roberts	Van Noy	Flowers	Be. Jones	-
NE	Parker	Grant Sr.	Cox	Strowbridge	Flowers	Gesicki	-
at LV	Parker	Cox	Washington	Kindley	Lawson	-	-
at Buf.	Rudock	Grant Sr.	Washington	Grugier-Hill	Pankey	Merritt	Be. Jones

2020 GAME-BY-GAME STATS

GAME-BY-GAME OFFENSE

	SCORE				1ST DOWNS			3RD DOWN	4TH DOWN	NET YARDS			TO	PEN	PEN YDS	TOP			
	PTS	OPP PTS	DIFF	OT	TOTAL	RUSH	PASS	PEN	CONV	ATT	CONV	ATT					TOTAL	RUSH	PASS
at NE	11	21	-10	-	20	6	11	3	4	11	0	0	269	87	182	3	4	35	25:11
BUF	28	31	-3	-	28	6	20	2	5	12	0	1	410	99	311	0	3	20	31:05
at Jax.	31	13	18	-	23	10	9	4	7	13	1	1	294	138	156	0	6	51	34:22
SEA	23	31	-8	-	25	8	17	0	7	13	0	0	415	103	312	2	3	20	33:09
at SF	43	17	26	-	22	6	12	4	4	12	2	2	436	94	342	0	7	69	36:53
NYJ	24	0	24	-	18	4	12	2	1	9	0	0	302	110	192	2	5	25	28:05
LAR	28	17	11	-	8	3	5	0	3	12	0	0	145	55	90	2	3	30	23:30
at Ari.	34	31	3	-	24	8	12	4	4	8	0	0	312	91	221	0	7	75	28:57
LAC	29	21	8	-	17	6	10	1	5	14	0	0	280	111	169	1	3	15	30:06
at Den.	13	20	-7	-	17	3	11	3	7	16	0	0	223	56	167	1	5	50	29:41
at NYJ	20	3	17	-	22	5	14	3	8	16	0	0	345	104	241	2	3	20	32:37
CIN	19	7	12	-	23	4	16	3	1	10	1	1	406	110	296	1	8	54	32:16
KC	27	33	-6	-	27	5	18	4	7	15	0	0	367	80	287	1	3	35	31:30
NE	22	12	10	-	26	15	10	1	7	12	1	1	383	250	133	1	7	40	37:26
at LV	26	25	1	-	18	6	10	2	5	15	2	2	383	130	253	0	5	76	33:01
at Buf.	26	56	-30	-	27	5	20	2	3	14	1	2	454	70	384	4	2	20	32:38
TOTALS	404	338	66	-	345	100	207	38	78	202	8	10	5,424	1,688	3,736	20	74	635	31:16

GAME-BY-GAME DEFENSE

	SCORE				1ST DOWNS			3RD DOWN	4TH DOWN	NET YARDS			TO	PEN	PEN YDS	TOP			
	PTS	OPP PTS	DIFF	OT	TOTAL	RUSH	PASS	PEN	CONV	ATT	CONV	ATT					TOTAL	RUSH	PASS
at NE	21	11	10	-	29	18	8	3	5	10	1	1	357	217	140	1	3	47	34:49
BUF	31	28	3	-	23	7	15	1	5	10	0	0	523	112	411	1	6	55	28:55
at Jax.	13	31	-18	-	22	5	14	3	3	10	0	3	318	72	246	2	8	63	25:38
SEA	31	23	8	-	26	8	17	1	4	10	0	1	441	98	343	1	0	0	26:51
at SF	17	43	-26	-	19	7	8	4	2	10	0	2	259	131	128	3	7	75	23:07
NYJ	0	24	-24	-	13	5	7	1	2	17	2	3	263	115	148	1	7	80	31:55
LAR	17	28	-11	-	31	11	19	1	7	17	0	1	471	131	340	4	5	45	36:30
at Ari.	31	34	-3	-	26	6	17	3	5	12	2	3	442	178	264	1	7	71	31:03
LAC	21	29	-8	-	19	9	10	0	4	13	2	3	273	99	174	1	5	31	29:54
at Den.	20	13	7	-	19	8	9	2	4	12	1	2	459	189	270	2	8	70	30:19
at NYJ	3	20	-17	-	10	4	6	0	3	13	0	1	260	87	173	2	6	74	27:23
CIN	7	19	-12	-	12	4	6	2	3	12	2	2	196	40	156	2	6	62	27:44
KC	33	27	6	-	22	5	15	2	5	11	1	1	448	94	354	4	8	56	28:30
NE	12	22	-10	-	18	7	8	3	2	9	0	1	303	117	186	1	2	20	22:34
at LV	25	26	-1	-	23	5	15	3	0	10	1	2	418	104	314	1	4	40	26:59
at Buf.	56	26	30	-	24	4	19	1	4	10	0	0	455	78	377	2	3	16	27:22
TOTALS	338	404	-66	-	336	113	193	30	58	186	12	26	5,886	1,862	4,024	29	85	805	28:43

GAME-BY-GAME RUSHING

(CARRIES-YARDS GAINED-LONGEST-TOUCHDOWNS)

	GASKIN	BREIDA	AHMED	WASHINGTON	GRANT SR.	LAIRD	M. PERRY	TAGOVALOA	FITZPATRICK
at NE	9-40-10-0	5-22-7-0	PS	NOR	0-0-0-0	0-0-0-0	INACTIVE	DNP	5-18-12-0
BUF	7-46-14-0	7-37-11-0	PS	NOR	0-0-0-0	0-0-0-0	INACTIVE	DNP	3-12-7-0
at Jax.	22-66-15-0	3-4-3-0	PS	NOR	1-29-29-0	0-0-0-0	INACTIVE	DNP	7-38-14-1
SEA	10-40-11-0	3-9-4-0	PS	NOR	0-0-0-0	0-0-0-0	INACTIVE	DNP	6-47-11-1
at SF	16-57-21-1	9-28-12-0	INACTIVE	NOR	1-(-12)-(-12)-0	0-0-0-0	INACTIVE	DNP	3-16-17-0
NYJ	18-91-15-0	6-15-5-0	INACTIVE	NOR	0-0-0-0	0-0-0-0	INACTIVE	0-0-0-0	1-4-4-0
LAR	18-47-6-1	4-13-6-0	INACTIVE	NOR	0-0-0-0	0-0-0-0	1-(-5)-(-5)-0	2-2-0-0	DNP
at Ari.	IR	INACTIVE	7-38-19-0	NOR	0-0-0-0	1-(-1)-(-1)-0	0-0-0-0	7-35-17-0	DNP
LAC	IR	INACTIVE	21-85-18-1	2-2-3-0	0-0-0-0	2-19-17-0	1-6-6-0	6-(-1)-2-0	DNP
at Den.	IR	2-4-4-0	12-43-14-0	INACTIVE	1-3-3-0	0-0-0-0	0-0-0-0	0-0-0-0	2-6-5-0
at NYJ	IR	8-36-12-0	INACTIVE	13-49-16-0	0-0-0-0	1-9-9-0	0-0-0-0	INACTIVE	3-10-12-0
CIN	21-90-26-0	R/COVID-19	INACTIVE	INACTIVE	0-0-0-0	3-6-4-0	0-0-0-0	3-3-4-0	DNP
KC	R/COVID-19	R/COVID-19	INACTIVE	13-35-7-0	0-0-0-0	4-19-9-0	0-0-0-0	6-24-9-1	DNP
NE	R/COVID-19	12-86-24-0	23-122-31-1	DNP	INACTIVE	2-20-12-0	1-4-4-0	3-9-5-2	DNP
at LV	14-87-24-0	0-0-0-0	6-2-5-0	INACTIVE	0-0-0-0	0-0-0-0	0-0-0-0	3-11-7-0	0-0-0-0
at Buf.	7-20-7-1	0-0-0-0	6-29-16t-1	INACTIVE	INACTIVE	0-0-0-0	0-0-0-0	6-28-16-0	R/COVID-19

OTHERS: LYNN BOWDEN JR.: 1-5-5-0 at Seattle (10/4), 3-4-3-0 at San Francisco (10/11), 1-11-11-0 vs. Cincinnati (12/6), 1-2-2-0 vs. Kansas City (12/13), 1-9-9-0 vs. New England (12/20), 1-8-8-0 at Las Vegas (12/26), 1-(-7)-(-7)-0 at Buffalo (1/3). **CLAYTON FEJEDELEM:** 1-1-1-0 at San Francisco (10/11), 1-22-22-0 at Las Vegas (12/26). **JORDAN HOWARD:** 8-7-4-1 at New England (9/13), 5-4-2t-1 vs. Buffalo (9/20), 3-1-1t-1 at Jacksonville (9/24), 2-2-3-0 vs. Seattle (10/4), 10-19-8-1 at Arizona (11/8).

GAME-BY-GAME RECEIVING

(RECEPTIONS-YARDS GAINED-LONGEST-TOUCHDOWNS)

	PARKER	GESICKI	GRANT SR.	BOWDEN JR.	GASKIN	SMYTHE	SHAHEEN	BREIDA	AHMED
at NE	4-47-18-0	3-30-18-0	3-25-14-0	INACTIVE	4-26-15-0	0-0-0-0	0-0-0-0	0-0-0-0	PS
BUF	5-53-20-1	8-130-27-1	1-2-2-0	1-(-1)-(-1)-0	6-36-13-0	0-0-0-0	1-4-4-0	1-2-2-0	PS
at Jax.	5-69-20-0	1-15-15t-1	1-19-19-0	INACTIVE	5-29-11-0	1-7-7-0	0-0-0-0	0-0-0-0	PS
SEA	10-110-21-0	1-15-15-0	3-36-18-0	0-0-0-0	3-22-9-0	2-30-18-0	0-0-0-0	3-39-26-0	PS
at SF	2-50-28-1	5-91-70-0	1-6-6-0	0-0-0-0	5-34-15-0	INACTIVE	1-3-3t-1	1-31-31-0	INACTIVE
NYJ	3-35-18-0	0-0-0-0	4-48-30-0	0-0-0-0	4-35-16-0	1-4-4t-1	3-51-43-1	2-7-10-0	INACTIVE
LAR	1-3-3t-1	1-8-8-0	1-15-15-0	INACTIVE	3-16-9-0	2-16-8-0	0-0-0-0	0-0-0-0	INACTIVE
at Ari.	6-64-17-0	3-42-19-0	4-35-16-0	R/COVID-19	IR	1-19-19-0	0-0-0-0	INACTIVE	0-0-0-0
LAC	2-31-23-0	2-40-23-0	4-43-15-1	INACTIVE	IR	2-9-7-1	1-19-19-0	INACTIVE	1-5-5-0
at Den.	6-61-21-1	4-43-25-0	2-12-10-0	INACTIVE	IR	0-0-0-0	0-0-0-0	0-0-0-0	5-31-13-0
at NYJ	8-119-25-0	2-35-22-1	2-15-10-0	0-0-0-0	IR	3-19-12-0	1-7-7t-1	2-17-13-0	INACTIVE
CIN	4-35-14-0	9-88-20-1	2-42-22-0	4-41-15-0	2-51-35-0	2-16-11-0	0-0-0-0	R/COVID-19	INACTIVE
KC	0-0-0-0	5-65-29t-2	3-32-18-0	7-82-22-0	R/COVID-19	2-19-10-0	2-26-16-0	R/COVID-19	INACTIVE
NE	INACTIVE	INACTIVE	INACTIVE	6-37-14-0	R/COVID-19	5-40-15-0	1-15-15-0	0-0-0-0	1-5-5-0
at LV	INACTIVE	4-54-31-0	5-43-14-0	2-8-6-0	5-82-59t-2	2-6-5-0	1-3-3-0	0-0-0-0	1-1-1-0
at Buf.	7-116-31-0	5-47-23-0	INACTIVE	8-44-10-0	4-57-32-0	3-23-11-0	1-22-22-0	0-0-0-0	3-19-13-0

OTHERS: ANTONIO CALLAWAY: 1-13-13-0 at Denver (11/22), 1-7-7-0 at N.Y. Jets (11/29). **CHANDLER COX:** 1-3-3-0 vs. Seattle (10/4), 1-6-6-0 at San Francisco (10/11). **RYAN FITZPATRICK:** 1-0-0-0 at Jacksonville (9/24). **ISAIAH FORD:** 2-13-8-0 at New England (9/13), 7-76-14-0 vs. Buffalo (9/20), 2-14-11-0 at Jacksonville (9/24), 4-48-17-0 vs. Seattle (10/4), 2-23-15-0 at San Francisco (10/11), 1-10-10-0 vs. L.A. Rams (11/1), 3-18-8-0 vs. New England (12/20), 4-37-13-0 at Las Vegas (12/26), 3-37-18-0 at Buffalo (1/3). **MACK HOLLINS:** 1-11-11t-0 at Arizona (11/8), 1-1-1-0 vs. L.A. Chargers (11/15), 1-9-9-0 at Denver (11/22), 2-19-12-0 at N.Y. Jets (11/29), 1-7-7-0 vs. Cincinnati (12/6), 5-66-23-0 vs. Kansas City (12/13), 2-18-10-0 vs. New England (12/20), 2-42-34-0 at Las Vegas (12/26), 1-3-3-0 at Buffalo (1/3). **JORDAN HOWARD:** 1-(-3)-(-3)-0 vs. Seattle (10/4). **PATRICK LAIRD:** 2-9-6-0 vs. New England (9/13), 1-2-2-0 vs. N.Y. Jets (10/18), 1-17-17-0 at Arizona (11/8), 1-8-8-0 at Denver (11/22), 2-16-11-0 vs. Cincinnati (12/6), 1-4-4-0 vs. Kansas City (12/13), 2-12-9-0 vs. New England (12/20). **MALCOLM PERRY:** 1-10-10-0 vs. L.A. Rams (11/1), 2-21-13-0 vs. L.A. Chargers (11/15), 3-23-12-0 at Denver (11/22), 1-8-8-0 at N.Y. Jets (11/29), 1-5-5-0 vs. Kansas City (12/13), 1-25-25t-1 at Buffalo (1/3). **DEANDRE WASHINGTON:** 2-11-6-0 at N.Y. Jets (11/29), 2-17-10-0 vs. Kansas City (12/13). **PRESTON WILLIAMS:** 2-41-21-0 at New England (9/13), 1-26-26-0 vs. Buffalo (9/20), 2-7-4-1 at Jacksonville (9/24), 1-15-15-0 vs. Seattle (10/4), 4-106-47-1 at San Francisco (10/11), 2-18-15-1 vs. N.Y. Jets (10/18), 2-15-8-0 vs. L.A. Rams (11/1), 4-60-35-1 at Arizona (11/8).

GAME-BY-GAME PASSING

RYAN FITZPATRICK

	ATT	COM	YDS	PCT	TD	INT	LG	SKD/YDS	RATING
at NE	30	20	191	66.7	0	3	21	1/9	44.6
BUF	47	31	328	66.0	2	0	27	3/17	100.3
at Jax.	20	18	160	90.0	2	0	20	1/4	133.3
SEA	45	29	315	64.4	0	2	26	1/3	66.4
at SF	28	22	350	78.6	3	0	70	2/8	154.5
NYJ	27	18	191	66.7	3	2	43	2/8	93.3
LAR									
at Ari.									
LAC									
at Den.	18	12	117	66.7	0	1	25	0/0	61.6
at NYJ	39	24	257	61.5	2	0	25	4/16	97.9
CIN									
KC									
NE									
at LV	13	9	182	69.2	1	0	59t	0/0	137.5
at Buf.									

RESERVE/COVID-19

TUA TAGOVAILOA

	ATT	COM	YDS	PCT	TD	INT	LG	SKD/YDS	RATING
at NE									
BUF									
at Jax.									
SEA									
at SF									
NYJ	2	2	9	100.0	0	0	7	0/0	85.4
LAR	22	12	93	54.5	1	0	15	1/3	80.3
at Ari.	28	20	248	71.4	2	0	35	3/27	122.3
LAC	25	15	169	60.0	2	0	23	0/0	106.9
at Den.	20	11	83	55.0	1	0	13	6/33	81.9
at NYJ									
CIN	39	26	296	66.7	1	0	35	0/0	97.8
KC	48	28	316	58.3	2	1	29t	4/29	83.3
NE	26	20	145	76.9	0	1	15	2/12	73.4
at LV	22	17	94	77.3	1	0	14	3/23	99.4
at Buf.	58	35	361	60.3	1	3	31	1/9	62.5

OTHERS: LYNN BOWDEN JR.: 1-0-0-0-0-0-0-0-0-39.6 vs. Kansas City (12/13), 1-1-32-100-0-0-0-32-0/0-118.8 at Buffalo (1/3).

THE ORANGE BOWL

The 1986 season marked the end of an era for the Miami Dolphins as the team played its final season in the Orange Bowl.

In 21 years at the venue, the Dolphins posted a 110-38-3 (.738) regular-season record. In the playoffs, Miami was 10-4 at the 75,206-seat Orange Bowl, giving the team a 120-43-3 (.736) mark in all games played there.

Miami played in the Orange Bowl from the team's initial season in 1966 through the 1986 campaign. From 1966 to 1969, the Orange Bowl had a grass playing field. The playing surface was changed to Poly-Turf in 1970, was replaced in 1972 and finally removed in March 1976, so that Prescription Athletic Turf could be installed.

The Orange Bowl was the site of many great sporting events, including five Super Bowls, the annual Orange Bowl Classic, Olympic soccer matches and championship boxing matches.

The 2007 season was the final one for the Orange Bowl. The University of Miami, who called the Orange Bowl home from 1937-2007, played its final game there on Nov. 10, 2007, when it dropped a 48-0 decision to the University of Virginia. The final collegiate game at the Orange Bowl occurred on Dec. 1, 2007 when Florida International defeated North Texas, 38-19. The final organized game took place on January 4, 2008 in "The O-D All-American Bowl," a high school all-star game. A "Farewell To The Orange Bowl" celebration was held on Jan. 26, 2008. Approximately 15,000 people watched a team of ex-Miami Hurricanes beat a team of ex-Dolphins, 65-51, in a flag-football exhibition. Demolition began in March of 2008 and was completed in May.



2020 PLAYER PARTICIPATION

PLAYER PARTICIPATION

NAME	NE	BUF	JAX	SEA	SF	NYJ	LAR	ARI	LAC	DEN	NYJ	CIN	KC	NE	LV	BUF	GP	GS	DNP	INA	
Ahmed, Salvon	PS	PS	PS	PS	INA	INA	INA	X	RB	RB	INA	INA	INA	RB	RB	X	6	4	0	6	
Baker, Jerome	LB	LB	X	X	LB	LB	LB	X	X	X	LB	LB	LB	LB	LB	LB	16	11	0	0	
Biegel, Vince	IR	IR	IR	IR	IR	IR	IR	IR	IR	IR	IR	IR	IR	IR	IR	IR	0	0	0	0	
Bowden Jr., Lynn	INA	X	INA	X	WR	X	INA	R/C-19	INA	INA	X	X	X	WR	WR	WR	10	4	0	5	
Breida, Matt	X	X	X	X	X	X	X	INA	INA	X	RB	R/C-19	X	X	X	X	12	1	0	2	
Callaway, Antonio	SUS	SUS	SUS	SUS	SUS	SUS	SUS	PS	DNP	WR	X	X	X	NOR	NOR	X	5	1	1	0	
Coe, Nick	PS	PS	PS	PS	PS	PS	PS	PS	PS	PS	PS	PS	PS	PS	PS	PS	5	0	0	0	
Cole, Brian	PS	PS	PS	PS	PS	PS	PS	PS	PS	PS	PS	PS	PS	PS	PS	PS	0	0	0	0	
Cole, Matt	PS	PS	PS	PS	PS	PS	PS	PS	R/C-19	R/C-19	PS	PS	PS	PS	NOR	NOR	0	0	0	0	
Cox, Chandler	X	FB	X	FB	FB	X	INA	X	INA	INA	X	INA	INA	INA	INA	NOR	8	3	0	7	
Davenport, Juliën	X	X	X	X	X	X	X	X	OL	X	X	X	X	X	X	X	16	1	0	0	
Davis, Javaris	PS	PS	PS	NOR	PS	PS	PS	PS	PS	PS	PS	PS	PS	PS	PS	PS	5	0	0	0	
Davis, Jesse	RT	RT	RT	RT	LT	LT	LT	LT	RG	RT	RG	X	RG	RG	RG	RG	16	15	0	2	
Davis, Raskwon	DT	X	X	X	X	NT	NT	NT	NT	NT	NT	NT	NT	NT	NT	NT	16	12	0	0	
Deiter, Michael	X	X	X	X	X	X	X	X	X	X	X	X	X	X	X	X	16	0	0	0	
Eguavoen, Sam	X	X	X	X	X	X	X	X	X	X	X	LB	X	X	X	X	16	1	0	0	
Ellis, Tino	NOR	NOR	NOR	NOR	NOR	PS	PS	PS	PS	PS	PS	PS	PS	PS	PS	PS	0	0	0	0	
Fejedelem, Clayton	INA	INA	INA	X	X	X	X	X	X	X	X	X	X	X	X	X	13	0	0	3	
Ferguson, Blake	X	X	X	X	X	X	X	X	X	X	X	X	X	X	X	X	16	0	0	0	
Fitzpatrick, Ryan	QB	QB	QB	QB	QB	DNP	DNP	DNP	X	QB	DNP	DNP	DNP	DNP	X	R/C-19	9	7	6	0	
Flowers, Ereck	LG	LG	LG	LG	LG	LG	LG	LG	LG	LG	LG	LG	LG	LG	LG	LG	14	14	0	2	
Ford, Isaiah	X	X	X	X	X	X	X	NOR	NOR	NOR	NOR	NOR	X	X	X	WR	10	1	0	0	
Fraskin, Kavon	X	X	X	INA	X	X	X	X	X	X	X	X	X	X	X	X	15	0	0	1	
Gaskin, Myles	X	X	RB	RB	RB	RB	RB	RB	IR	IR	IR	IR	RB	R/C-19	X	RB	10	7	0	0	
Gauthier, Tyler	NOR	PS	PS	PS	PS	PS	PS	PS	PS	PS	PS	PS	PS	PS	PS	PS	0	0	0	0	
Gesicki, Mike	TE	TE	TE	X	X	TE	X	TE	X	TE	TE	TE	TE	INA	X	X	15	9	0	1	
Godchaux, Davon	DT	NT	NT	NT	IR	IR	IR	IR	IR	IR	IR	IR	IR	IR	IR	IR	5	5	0	0	
Grant Sr., Jakeem	X	X	X	X	X	WR	X	WR	X	WR	X	WR	X	INA	WR	INA	14	4	0	2	
Grugier-Hill, Kamu	X	LB	X	X	X	X	X	X	X	X	X	X	X	X	INA	INA	15	1	0	1	
Haack, Matt	X	X	X	X	X	X	X	X	X	X	X	X	X	X	X	X	16	0	0	0	
Hayes, Tae	PS	PS	X	PS	PS	PS	X	PS	PS	PS	NOR	NOR	NOR	NOR	NOR	NOR	2	0	0	0	
Holley, Nate	PS	PS	PS	PS	PS	PS	PS	PS	PS	PS	PS	X	X	PS	PS	X	3	0	0	0	
Hollins, Mack	X	X	X	X	X	X	X	X	X	X	X	X	X	WR	WR	X	16	2	0	0	
Howard, Jordan	RB	RB	X	X	INA	INA	INA	RB	INA	NOR	NOR	NOR	NOR	NOR	NOR	NOR	5	3	0	4	
Howard, Xavier	CB	CB	CB	CB	CB	CB	CB	CB	CB	CB	CB	CB	CB	CB	CB	CB	16	0	0	0	
Hubbard, Jonathan	PS	PS	PS	PS	PS	PS	PS	PS	PS	PS	PS	PS	PS	R/C-19	PS	PS	0	0	0	0	
Hunt, Robert	X	X	X	X	RT	RT	RT	RT	RT	RT	RT	RT	RT	RT	RT	RT	16	11	0	0	
Hurns, Allen	OO	OO	OO	OO	OO	OO	OO	OO	OO	OO	OO	OO	OO	OO	OO	OO				OPT-OUT	
Igbonoghen, Noah	X	X	CB	CB	X	X	X	X	X	X	X	X	X	X	X	X	16	2	0	0	
Jackson, Austin	LT	LT	LT	LT	IR	IR	IR	X	LT	LT	LT	LT	LT	LT	LT	LT	13	12	0	0	
Johnson, Kylan	PS	PS	PS	PS	PS	PS	PS	PS	PS	PS	PS	PS	PS	PS	PS	PS	0	0	0	0	
Jones, Benito	PS	PS	PS	PS	PS	X	PS	X	INA	INA	INA	INA	X	INA	X	INA	6	0	0	4	
Jones, Brandon	S	X	X	X	X	X	X	S	S	X	X	X	S	X	X	X	16	4	0	0	
Jones, Byron	CB	CB	INA	INA	CB	CB	CB	CB	CB	CB	CB	CB	CB	CB	CB	CB	14	14	0	2	
Karras, Ted	C	C	C	C	C	C	C	C	C	C	C	C	C	C	C	C	16	16	0	0	
Kemp, Marcus	NOR	NOR	NOR	NOR	NOR	NOR	NOR	NOR	NOR	NOR	NOR	INA	RG	NOR	PS	INA	1	0	0	0	
Kendley, Solomon	RT	RG	RG	RG	RG	RG	RG	RG	RG	INA	RG	INA	RG	INA	DNP	INA	13	13	0	0	
King, Akeem	NOR	NOR	NOR	NOR	NOR	NOR	NOR	NOR	NOR	NOR	NOR	PS	PS	PS	PS	PS	0	0	0	0	
Laird, Patrick	X	X	X	X	X	X	X	X	X	X	X	X	X	X	X	X	16	0	0	0	
Lawson, Shaq	LB	LB	LB	LB	INA	X	X	LB	X	LB	X	LB	X	LB	X	INA	X	7	0	2	
Ledbetter, Jonathan	NFI	NFI	NFI	NFI	NFI	NFI	NFI	NFI	NFI	NFI	NFI	NFI	NFI	NFI	NFI	NFI	0	0	0	0	
McCain, Bobby	S	S	S	S	S	S	S	S	S	S	S	S	S	S	S	S	16	15	0	0	
McGuire, Elijah	NOR	NOR	NOR	NOR	NOR	NOR	NOR	NOR	NOR	NOR	NOR	NOR	NOR	NOR	NOR	NOR	0	0	1	0	
Merritt, Kirk	PS	PS	PS	PS	PS	PS	PS	X	PS	PS	PS	PS	PS	PS	PS	INA	1	0	0	1	
Munson, Calvin	X	X	X	X	X	X	X	X	X	X	X	X	X	X	X	X	16	0	0	0	
Myarick, Chris	PS	PS	PS	PS	PS	PS	PS	PS	X	DNP	PS	PS	X	X	PS	PS	3	0	1	0	
Needham, Nik	X	CB	X	CB	X	CB	X	X	X	X	X	X	X	X	CB	CB	16	6	0	0	
Ogbah, Emmanuel	DE	DE	DE	DE	DE	DE	DE	DE	DE	DE	X	X	X	X	DE	DE	16	12	0	0	
Orzech, Matt	PS	PS	PS	PS	PS	PS	PS	PS	NOR	NOR	NOR	NOR	NOR	NOR	NOR	NOR	0	0	0	0	
Pankey, Adam	INA	INA	INA	INA	X	X	INA	INA	INA	X	INA	DNP	DNP	DNP	INA	INA	4	0	3	9	
Parker, DeVante	WR	WR	WR	WR	WR	X	WR	X	X	WR	WR	DNP	DNP	INA	WR	INA	14	11	0	2	
Patton, Andre	NOR	NOR	NOR	NOR	NOR	NOR	NOR	NOR	PS	PS	PS	PS	PS	PS	PS	PS	0	0	0	0	
Payne, Donald	NOR	NOR	NOR	NOR	NOR	NOR	NOR	NOR	PS	PS	NOR	NOR	NOR	NOR	NOR	NOR	0	0	0	0	
Perry, Jamal	X	X	CB	X	X	INA	INA	X	X	X	X	R/C-19	X	X	X	13	1	0	2		
Perry, Malcolm	INA	INA	INA	INA	INA	WR	X	X	WR	INA	X	X	X	X	X	X	9	2	0	7	
Queiroz Neto, Durval	PS	PS	PS	PS	PS	PS	PS	PS	PS	PS	PS	PS	PS	PS	PS	PS	0	0	0	0	
Render, Tyshun	PS	PS	PS	PS	X	PS	PS	PS	PS	PS	PS	PS	PS	PS	DNP	R/C-19	PS	1	0	1	
Roberts, Eldandon	LB	INA	LB	LB	LB	LB	X	LB	LB	LB	LB	LB	INA	LB	X	IR	13	11	0	2	
Rowe, Eric	X	X	X	S	S	S	S	S	S	S	S	S	S	S	S	S	14	0	0	0	
Rudock, Jake	PS	NOR	NOR	NOR	NOR	NOR	NOR	NOR	NOR	NOR	NOR	NOR	NOR	NOR	NOR	INA	0	0	0	1	
Sanders, Jason	X	X	X	X	X	X	X	X	X	X	X	X	X	X	X	X	16	0	0	0	
Shaheen, Adam	X	X	X	TE	X	TE	X	TE	X	TE	X	X	TE	X	X	X	16	5	0	0	
Sieler, Zach	X	X	X	X	DT	X	DE	X	DE	DE	DE	DE	DE	DE	X	X	16	8	0	0	
Sinnett, Reid	NOR	PS	PS	PS	PS	PS	PS	PS	PS	PS	DNP	PS	PS	PS	DNP	PS	0	0	2	0	
Smythe, Durham	TE	X	TE	TE	INA	X	TE	TE	TE	TE	TE	TE	TE	TE	TE	TE	15	13	0	1	
Strowbridge, Jason	INA	INA	INA	INA	INA	INA	X	X	X	X	X	X	INA	X	X	X	8	0	0	8	
Sunahara, Rex	NOR	NOR	NOR	NOR	NOR	NOR	NOR	NOR	PS	PS	PS	PS	PS	PS	PS	PS	0	0	0	0	
Tavagailoa, Tua	DNP	DNP	DNP	DNP	DNP	X	QB	QB	QB	INA	QB	QB	QB	QB	QB	QB	10	9	5	1	
Tankersley, Cordrea	NOR	PS	PS	PS	PS	PS	PS	NOR	NOR	NOR	NOR	NOR	NOR	NOR	NOR	NOR	0	0	0	0	
Van Ginkel, Andrew	LB	X	X	X	LB	LB	LB	LB	X	LB	LB	LB	LB	LB	LB	LB	16	11	0	0	
Van Noy, Kyle	X	LB	LB	LB	LB	LB	LB	LB	LB	LB	LB	LB	LB	LB	LB	LB	14	13	0	2	
Washington, DeAndre	NOR	NOR	NOR	NOR	NOR	NOR	NOR	X	INA	X	INA	RB	DNP	INA	INA	INA	3	1	1	4	
Webster, Ken	PS	NOR	NOR	NOR	NOR	NOR	NOR	NOR	NOR	NOR	NOR	NOR	NOR	NOR	NOR	NOR	0	0	0	0	
Wilkins, Christian	X	DE	DE	DE	DE	DE	X	DT	R/C-19	R/C-19	DE	DE	DE	DE	DE	DE	14	12	0	0	
Williams, Preston	WR	WR	WR	X	WR	WR	WR	WR	WR	IR	IR	IR	IR	IR	IR	IR	8	7	0	0	
Wilson, Albert	OO	OO	OO	OO	OO	OO	OO	OO	OO	OO	OO	OO	OO	OO	OO	OO				OPT-OUT	

POSITION IN CAPS = STARTER

INA = INACTIVE

SUS = SUSPENDED

PS = PRACTICE SQUAD

X = PLAYED/SUBSTITUTED
NFI - NON-FOOTBALL ILLNESS/INJURY
R/C-19 = RESERVE/COVID-19

IR = INJURED RESERVE
PUP = PHYSICALLY UNABLE TO PERFORM

NOR = NOT ON ROSTER
PS-I = PRACTICE SQUAD (INJURED)

DNP = DID NOT PLAY
OO = OPT-OUT

2020 GAME SUMMARIES

WEEK 1

SEPT. 13, 2020 | FOXBOROUGH, MASS.
GILLETTE STADIUM
ATTENDANCE: NONE | TV: CBS

MIAMI 11	NEW ENGLAND 21
-----------------	-----------------------

SCORING SUMMARY					
	1	2	3	4	F
Miami	0	3	0	8	11
New England	0	7	7	7	21

An unprecedented offseason in the National Football League was always going to create an element of mystery for the first games of the 2020 season. The Patriots, with a complete style change – going from one former-MVP quarterback to another – decided to run the football 42 times, with 15 of those coming from their new MVP quarterback in Cam Newton.

The two teams felt each other out to the tune of a 7-3 halftime score in favor of the home side.

A dominant Patriots third quarter was threatening to turn the game into a run-away, but a potential turning point occurred when Jerome Baker's effort saved a touchdown. Not only did the linebacker keep points off the board, he created Miami's first turnover of the season. Patriots receiver N'Keal Harry was one yard away from making it 20-3 (point after pending), all but putting a vice grip on the game's result. But Baker chased the second-year receiver down from behind and forced a fumble out of the end zone, giving Miami the ball after a touchback.

The Dolphins answered with an 80-yard drive that was capped off by a one-yard Jordan Howard touchdown run. It was the Dolphins' third consecutive run, finished off behind a sixth offensive lineman with two tight ends and a fullback in Miami's heavy personnel.

New England answered right back with a lengthy drive of their own, converting a fourth-and-1 play from the Dolphins 5-yard line. The Patriots would finish the drive on the following play as Newton (who had two rushing touchdowns earlier in the game) shared the wealth this time as running back Sony Michel plunged into the end zone from one yard out.

The New England defense was the story of the day. After leading the NFL in interceptions (25) and passer-rating-against (63.7) in 2019, the Patriots picked up where they left off. New England intercepted quarterback Ryan Fitzpatrick three times and held him to a rating of 44.6. The Patriots run defense also bowed up limiting Miami to 3.22 yards per rush.

New England ran 63 plays to Miami's 58. The third quarter saw a significant disparity as the Patriots ran 21 plays to Miami's six, limiting the work of some promising performances.

SCORING DRIVES

TEAM	QTR	TIME	PLAY (EXTRA POINT)	(DRIVE INFO)	MIA	NE
Patriots	2	13:12	C.Newton 4 yd. run	(N.Folk kick) (11-80, 6:11)	0	7
Dolphins	2	3:53	J.Sanders 46 yd. Field Goal	(10-59, 5:16)	3	7
Patriots	3	10:14	C.Newton 11 yd. run	(N.Folk kick) (8-75, 4:46)	3	14
Dolphins	4	10:31	J.Howard 1 yd. run	(R.Fitzpatrick run) (11-80, 5:23)	11	14
Patriots	4	5:23	S.Michel 1 yd. run	(N.Folk kick) (10-75, 5:08)	11	21

GAME STATISTICS

RUSHING (Att-Yds-TD):

Miami: M. Gaskin 9-40, M. Breida 5-22, R. Fitzpatrick 5-18, J. Howard 8-7-1.
New England: C. Newton 15-75-2, S. Michel 10-37-1, R. Burkhead 7-32, J. Taylor 4-28, J. Edelman 1-23, J. White 5-22.

PASSING (A-C-Y-TD-I):

Miami: R. Fitzpatrick 30-20-191-0-3.
New England: C. Newton 19-15-155-0-0.

RECEIVING (Rec-Yds-TD):

Miami: D. Parker 4-47, M. Gaskin 4-26, M. Gesicki 3-30, J. Grant 3-25, P. Williams 2-41, I. Ford 2-13, P. Laird 2-9.
New England: J. Edelman 5-57, N. Harry 5-39, J. White 3-30, R. Izzo 1-25, J. Taylor 1-4.

SACKS (Sk-Yds):

Miami: J. Baker 1-9, C. Wilkins 1-6.
New England: D. Rivers 1-9.

INTERCEPTIONS (Int-Yds):

Miami: None.
New England: S. Gilmore 1-15, A. Phillips 1-5, J. Jackson 1-0.

FORCED FUMBLES:

Miami: J. Baker 1.
New England: None.

FUMBLES RECOVERIES (No-Yds):

Miami: None.
New England: None.

TEAM STATS	MIA	NE
TOTAL FIRST DOWNS	20	29
By Rushing	6	18
By Passing	11	8
By Penalty	3	3
THIRD DOWN EFFICIENCY	4-11-36%	5-10-50%
FOURTH DOWN EFFICIENCY	0-0-0%	1-1-100%
TOTAL NET YARDS	269	357
Total Offensive Plays	58	63
Average gain per offensive play	4.6	5.7
NET YARDS RUSHING	87	217
Total Rushing Plays	27	42
Average gain per rushing play	3.2	5.2
NET YARDS PASSING	182	140
Sacks-Yards	1-9	2-15
Gross yards passing	191	155
ATTEMPTS-COMPLETIONS-INTS	30-20-3	19-15-0
Avg. gain per pass play	5.9	6.7
PUNTS NUMBER AND AVG.	3-50.7	3-39.7
Net Punting Average	44.0	40.7
TOTAL RETURN YARDAGE	-3	20
No. and Yards Punt Returns	1-3	1-0
No. and Yards Kickoff Returns	0-0	0-0
No. and Yards Int. Returns	0-0	3-20
PENALTIES Number and Yards	4-35	3-47
FUMBLES Number and Lost	1-0	2-1
RED ZONE EFFICIENCY	1-2-50%	3-4-75%
GOAL TO GO EFFICIENCY	1-1-100%	2-3-67%
TIME OF POSSESSION	25:11	34:49

SCORING SUMMARY

	1	2	3	4	F
Buffalo	7	10	0	14	31
Miami	7	3	3	15	28

BUFFALO 31

MIAMI 28

A day of 90-degree temperatures, rain and a weather delay set the scene for the first Bills-Dolphins showdown of the 2020 season. Despite the ominous clouds, Josh Allen and the Bills offense were able to find an early rhythm.

In the first half, the Bills offense put together scoring drives of 97, 84 and 73 yards sprinting out to a 17-7 lead. Buffalo's dual-threat quarterback piled up 249 passing yards and two touchdowns in the first half to go with 20 rushing yards.

Dolphins cornerback Byron Jones left the game after the first possession of the game with a groin injury and would not return.

With only 29 seconds to play before halftime, Myles Gaskin took a handoff from the Dolphins' own 25-yard line with just one timeout. After a 14-yard gain, the Dolphins used their final timeout before Ryan Fitzpatrick found Mike Gesicki for 27 yards, setting up Jason Sanders for a 52-yard field goal.

The push just before halftime got Miami within one score, 17-10, and possession of the ball coming out of the break.

Shortly after the start of the third quarter, a 36-minute weather delay sent both teams back to their locker rooms.

The delay seemed to help the Dolphins as the defense tightened up on the first two possessions of the second half and the offense continued its resurgence.

Fitzpatrick's ability to play amid chaos and to throw the ball around the pass rush led to lengthy drives in the second half. Miami put together drives of 48, 85, 44 and 75 after halftime.

The Dolphins would start the second half the same way they ended the first, with a field goal. That cut the Buffalo lead to 17-13.

The defense forced a Buffalo punt after just five plays. Miami then drove the ball to the 1-yard line, courtesy of a one-handed catch by Gesicki and a shifty run by Matt Breida. Back-to-back runs produced no gain, followed by a pair of incompletions that led to a turnover on downs.

SCORING DRIVES

TEAM	QTR	TIME	PLAY (EXTRA POINT) (DRIVE INFO)	BUF	MIA
Bills	1	4:55	R.Gilliam 1 yd. pass from J.Allen (T.Bass kick) (11-97, 5:19)	7	0
Dolphins	1	0:38	D.Parker 2 yd. pass from R.Fitzpatrick (J.Sanders kick) (10-75, 4:17)	7	7
Bills	2	11:40	S.Diggs 22 yd. pass from J.Allen (T.Bass kick) (5-84, 2:58)	14	7
Bills	2	2:30	T.Bass 39 yd. Field Goal (13-73, 6:13)	17	7
Dolphins	2	0:02	J.Sanders 52 yd. Field Goal (5-41, 0:31)	17	10
Dolphins	3	11:18	J.Sanders 45 yd. Field Goal (8-48, 3:42)	17	13
Dolphins	4	10:11	J.Howard 2 yd. run (J.Sanders kick) (10-44, 5:13)	17	20
Bills	4	5:55	G.Davis 6 yd. pass from J.Allen (T.Bass kick) (7-75, 4:16)	24	20
Bills	4	3:09	J.Brown 46 yd. pass from J.Allen (T.Bass kick) (5-71, 1:17)	31	20
Dolphins	4	0:49	M.Gesicki 8 yd. pass from R.Fitzpatrick (R.Fitzpatrick-P.Williams pass) (9-75, 2:20)	31	28

GAME STATISTICS

RUSHING (Att-Yds-TD):

Buffalo: D. Singletary 10-56, Z. Moss 8-37, J. Allen 4-19, G. Davis 1-0.

Miami: M. Gaskin 7-46, M. Breida 7-37, R. Fitzpatrick 3-12, J. Howard 5-4-1.

PASSING (A-C-Y-TD-I):

Buffalo: 35-24-417-4-0.

Miami: R. Fitzpatrick 47-31-328-2-0.

RECEIVING (Rec-Yds-TD):

Buffalo: S. Diggs 8-153-1, C. Beasley 5-70, J. Brown 4-82-1, I. McKenzie 2-47, D. Singletary 2-20, D. Knox 1-36, G. Davis 1-6-1, R. Gilliam 1-1-1.

Miami: M. Gesicki 8-130-1, I. Ford 7-76, M. Gaskin 6-36, D. Parker 5-53-1, P. Williams 1-26, A. Shaheen 1-4, M. Breida 1-2, J. Grant 1-2, L. Bowden 1-(-1).

SACKS (Sk-Yds):

Buffalo: J. Poyer 1-9, M. Addison 1-8, E. Oliver 1-0.

Miami: A. Van Ginkel 0.5-2, E. Ogbah 0.5-2.

INTERCEPTIONS (Int-Yds):

Buffalo: None.

Miami: None.

FORCED FUMBLES:

Buffalo: V. Butler 1.

Miami: K. Van Noy 1.

FUMBLE RECOVERIES (No-Yds):

Buffalo: None.

Miami: N. Igbinochene 1-0.

TEAM STATS	BUF	MIA
TOTAL FIRST DOWNS	23	28
By Rushing	7	6
By Passing	15	20
By Penalty	1	2
THIRD DOWN EFFICIENCY	5-10-50%	5-12-42%
FOURTH DOWN EFFICIENCY	0-0-0%	0-1-0%
TOTAL NET YARDS	523	410
Total Offensive Plays	59	72
Average gain per offensive play	8.9	5.7
NET YARDS RUSHING	112	99
Total Rushing Plays	23	22
Average gain per rushing play	4.9	4.5
NET YARDS PASSING	411	311
Sacks-Yards	1-4	3-17
Gross yards passing	415	328
ATTEMPTS-COMPLETIONS-INTS	35-24-0	47-31-0
Avg. gain per pass play	11.4	6.2
PUNTS NUMBER AND AVG.	4-41-0	5-52-4
Net Punting Average	38.3	48.8
TOTAL RETURN YARDAGE	18	11
No. and Yards Punt Returns	2-18	2-11
No. and Yards Kickoff Returns	1--1	0-0
No. and Yards Int. Returns	0-0	0-0
PENALTIES Number and Yards	6-55	3-20
FUMBLES Number and Lost	1-1	1-0
RED ZONE EFFICIENCY	2-2-100%	3-5-60%
GOAL TO GO EFFICIENCY	2-2-100%	2-3-67%
TIME OF POSSESSION	28:55	31:05

MIAMI 31	JACKSONVILLE 13
-----------------	------------------------

SCORING SUMMARY					
	1	2	3	4	F
Miami	14	7	7	3	31
Jacksonville	0	7	0	6	13

Ryan Fitzpatrick hit his final nine passes in the Week 2 game vs. Buffalo and picked up right where he left off on Thursday Night Football. Completing his first 12 passes of the game, Fitzpatrick threw for 127 first half yards and a pair of touchdowns. His first-half passer rating was 144.0, the fifth-highest in the first half of his career.

Coming into the night, three of Fitzpatrick's last four TNF games produced a passer rating of 105 or better – make it four out of five games over a 105 rating for the 16-year veteran.

The offense as a whole started to get hot in Week 2, but the Dolphins emphatically broke through in prime time. Miami's first three drives of the game traveled 84, 80 and 75 yards. It was the second time since at least 2000 that the Dolphins scored touchdowns on the first three drives of the game (Nov. 20, 2011 vs. Buffalo the other).

Fitzpatrick was making it happen in all facets of the game. He was throwing from traditional drop backs and he was making plays rolling out of the pocket – both with his arms and his legs. On the rare occasion that there was pressure on the Miami quarterback, he'd drift back, buy some extra time, drop the arm angle and find a receiver. He finished the night 18-of-20 for 160 yards and three total touchdowns (one rushing).

The passing game got going after the Dolphins established the tone early with a physical running game. Running behind an offensive line featuring four new starters in 2020, Myles Gaskin carried the ball eight times for 35 yards on the opening march. Fitzpatrick put the bookend score on the board with a quarterback keeper running behind center Ted Karras, who scored a pancake block into the end zone to give Miami a commanding 28-7 third-quarter lead.

Miami's 91 rushing yards in the first half were the most in a first half since the 2018 win at home against New England (142 rushing yards in that game).

SCORING DRIVES

TEAM	QTR	TIME	PLAY (EXTRA POINT)	(DRIVE INFO)	MIA	JAX
Dolphins	1	8:09	R.Fitzpatrick (J.Sanders kick)	PWilliams 3 yd. pass from (12-84, 6:51)	7	0
Dolphins	1	2:37	J.Howard 1 yd. run (J.Sanders kick)	(6-80, 3:17)	14	0
Jaguars	2	13:04	J.Robinson 11 yd. run (B.Wright kick)	(9-75, 4:33)	14	7
Dolphins	2	5:58	R.Fitzpatrick (J.Sanders kick)	M.Gesicki 15 yd. pass from (11-75, 7:06)	21	7
Dolphins	3	2:01	R.Fitzpatrick 1 yd. run (J.Sanders kick)	(4-5, 2:03)	28	7
Jaguars	4	9:03	J.Robinson 1 yd. run (kick failed, wl)	(10-51, 3:11)	28	13
Dolphins	4	3:49	J.Sanders 30 yd. Field Goal	(4-7, 0:58)	31	13

GAME STATISTICS

RUSHING (Att-Yds-TD):
Miami: M. Gaskin 22-66, R. Fitzpatrick 7-38-1, J. Grant 1-29, M. Breida 3-4, J. Howard 1-1-1.
Jacksonville: J. Robinson 11-46-2, G. Minshew 3-22, C. Thompson 2-3, L. Shenault 1-1.

PASSING (A-C-Y-TD-I):
Miami: R. Fitzpatrick 20-18-160-2-0.
Jacksonville: G. Minshew 42-30-275-0-1.

RECEIVING (Rec-Yds-TD):
Miami: D. Parker 5-69, M. Gaskin 5-29, I. Ford 2-14, P. Williams 2-7-1, J. Grant 1-19, M. Gesicki 1-15-1, D. Smythe 1-7, R. Fitzpatrick 1-0.
Jacksonville: J. Robinson 6-83, C. Thompson 5-35, L. Shenault 5-33, K. Cole 4-43, C. Conley 3-34, J. O'Shaughnessy 3-29, T. Eifert 2-11, D. Westbrook 1-4, C. Johnson 1-3.

SACKS (Sk-Yds):
Miami: K. Grugier-Hill 1-10, A. Van Ginkel 1-6, K. Van Noy 1-4, E. Ogbah 0.5-4.5, Z. Sieler 0.5-4.5.
Jacksonville: J. Allen 1-4.

INTERCEPTIONS (Int-Yds):
Miami: X. Howard 1-1.
Jacksonville: None.

FORCED FUMBLES:
Miami: K. Van Noy 1.
Jacksonville: None.

FUMBLE RECOVERIES (No-Yds):
Miami: K. Van Noy 1-0.
Jacksonville: None.

TEAM STATS	MIA	JAX
TOTAL FIRST DOWNS	23	22
By Rushing	10	5
By Passing	9	14
By Penalty	4	3
THIRD DOWN EFFICIENCY	7-13-54%	3-10-30%
FOURTH DOWN EFFICIENCY	1-1-100%	0-3-0%
TOTAL NET YARDS	294	318
Total Offensive Plays	57	63
Average gain per offensive play	5.2	5.0
NET YARDS RUSHING	138	72
Total Rushing Plays	36	17
Average gain per rushing play	3.8	4.2
NET YARDS PASSING	156	246
Sacks-Yards	1-4	4-29
Gross yards passing	160	275
ATTEMPTS-COMPLETIONS-INTS	20-18-0	42-30-1
Avg. gain per pass play	7.4	5.3
PUNTS NUMBER AND AVG.	4-41.0	3-52.3
Net Punting Average	39.0	36.3
TOTAL RETURN YARDAGE	29	8
No. and Yards Punt Returns	2-28	1-8
No. and Yards Kickoff Returns	2-31	1-24
No. and Yards Int. Returns	1-1	0-0
PENALTIES Number and Yards	6-51	8-63
FUMBLES Number and Lost	0-0	1-1
RED ZONE EFFICIENCY	4-5-80%	2-2-100%
GOAL TO GO EFFICIENCY	3-3-100%	1-1-100%
TIME OF POSSESSION	34:22	25:38

SCORING SUMMARY

	1	2	3	4	F
Seattle	10	7	0	14	31
Miami	3	6	3	11	23

SEATTLE 31

MIAMI 23

Jason Sanders connected on five field goals to extend his streak to nine consecutive makes to open the 2020 season. Unfortunately, for Miami, field goals were not enough to beat Russell Wilson and the explosive Seattle offense.

Quarterback Ryan Fitzpatrick completed 29-of-45 passes (64.4 pct.) for 315 yards. It was his second 300-yard game of the season.

However, the offense struggled in the red zone and wasn't able to catch Seattle's 31-point total.

Seattle opened the scoring just five minutes into the game after a Ryan Fitzpatrick pass was tipped and intercepted on Miami's first series. Wide receiver D.K. Metcalf caught a 37-yard pass from Wilson to set up the touchdown, but the Dolphins would battle back.

Four Dolphins players were injured but returned to the game in safety Bobby McCain, defensive end Shaq Lawson, left tackle Austin Jackson and wide receiver DeVante Parker. Parker's first series back in the game produced back-to-back catches – with a pair of broken tackles – for 27 yards. Parker finished the game with 10 receptions and 110 yards, his first 100-yard game of the season.

Sanders would connect on one of his five field goals leaving the Seahawks offense with only 29 seconds to operate before halftime.

Two plays after Seattle took possession, Wilson found David Moore down the sideline for a 57-yard pass completion. Seattle would score on a Wilson pass to running back Travis Homer two plays later to extend the halftime lead to 17-9.

Receiving the second-half kickoff, Seattle threatened to take a two-score lead a first-and-goal from the 6-yard line. Two plays later, Dolphins cornerback Xavier Howard undercut a slant by Metcalf and intercepted the pass in the end zone – his second in as many weeks.

Fitzpatrick and the Dolphins put together another long drive covering 55 yards, but would again settle for a field goal. The defense continued its strong start to the half forcing a three-and-out courtesy of a Shaq Lawson sack. Lawson chased Wilson down in the backfield and was able to get the diminutive quarterback to the ground.

The sack was the first for Lawson as a Dolphin, while fellow offseason addition at defensive end, Emmanuel Ogbah, picked up his second of the season on a fourth-down play in the second quarter. Ogbah made four additional tackles including one for a loss on the play prior to the Lawson sack.

SCORING DRIVES

TEAM	QTR	TIME	PLAY (EXTRA POINT) (DRIVE INFO)	SEA	MIA
Seahawks	1	10:00	C.Carson 1 yd. run (J.Myers kick) (6-57, 2:52)	7	0
Dolphins	1	2:33	J.Sanders 41 yd. Field Goal (9-54, 4:02)	7	3
Seahawks	1	0:07	J.Myers 55 yd. Field Goal (7-39, 2:26)	10	3
Dolphins	2	11:24	J.Sanders 29 yd. Field Goal (8-64, 3:43)	10	6
Dolphins	2	0:24	J.Sanders 45 yd. Field Goal (10-48, 4:21)	10	9
Seahawks	2	0:03	T.Homer 3 yd. pass from R.Wilson (J.Myers kick) (4-75, 0:21)	17	9
Dolphins	3	4:07	J.Sanders 43 yd. Field Goal (10-55, 5:49)	17	12
Dolphins	4	8:31	J.Sanders 29 yd. Field Goal (17-73, 7:59)	17	15
Seahawks	4	5:24	D.Moore 17 yd. pass from R.Wilson (J.Myers kick) (6-75, 3:07)	24	15
Seahawks	4	4:00	C.Carson 1 yd. run (J.Myers kick) (2-33, 0:16)	31	15
Dolphins	4	1:50	R.Fitzpatrick 10 yd. run (R.Fitzpatrick-FWilliams pass) (8-75, 2:10)	31	23

GAME STATISTICS

RUSHING (Att-Yds-TD):

Seattle: C. Carson 16-80-2, D. Dallas 2-8, T. Homer 4-5, R. Wilson 4-5.

Miami: R. Fitzpatrick 6-47-1, M. Gaskin 10-40, M. Breida 3-9, L. Bowden 1-5, J. Howard 2-2.

PASSING (A-C-Y-TD-I):

Seattle: R. Wilson 34-24-360-2-1.

Miami: R. Fitzpatrick 45-29-315-0-2.

RECEIVING (Rec-Yds-TD):

Seattle: G. Olsen 5-35, D. Metcalf 4-1060, D. Moore 3-95-1, C. Carson 3-20, T. Lockett 2-39, F. Swain 2-32, W. Dissly 2-15, D. Dallas 2-15, T. Homer 1-3-1.

Miami: D. Parker 10-110, I. Ford 4-48, M. Breida 3-39, J. Grant 3-36, M. Gaskin 3-22, D. Smythe 2-30, P. Williams 1-15, M. Gesicki 1-15, C. Cox 1-3, J. Howard 1(-3).

SACKS (Sk-Yds):

Seattle: A. Rush 0.5-1.5, B. Mone 0.5-1.5.

Miami: S. Lawson 1-10, E. Ogbah 1-7.

INTERCEPTIONS (Int-Yds):

Seattle: Sq. Griffin 1-16, R. Neal 1-1.

Miami: X. Howard 1-0.

FORCED FUMBLES:

Seattle: K. Wright 1.

Miami: E. Roberts 1.

FUMBLE RECOVERIES (No-Yds):

Seattle: None.

Miami: None.

TEAM STATS	SEA	MIA
TOTAL FIRST DOWNS	26	25
By Rushing	8	8
By Passing	17	17
By Penalty	1	0
THIRD DOWN EFFICIENCY	4-10-40%	7-13-54%
FOURTH DOWN EFFICIENCY	0-1-0%	0-0-0%
TOTAL NET YARDS	441	415
Total Offensive Plays	62	68
Average gain per offensive play	7.1	6.1
NET YARDS RUSHING	98	103
Total Rushing Plays	26	22
Average gain per rushing play	3.8	4.7
NET YARDS PASSING	343	312
Sacks-Yards	2-17	1-3
Gross yards passing	360	315
ATTEMPTS-COMPLETIONS-INTS	34-24-1	45-29-2
Avg. gain per pass play	9.5	6.8
PUNTS NUMBER AND AVG.	2-46.0	1-51.0
Net Punting Average	40.5	51.0
TOTAL RETURN YARDAGE	17	11
No. and Yards Punt Returns	0-0	1-11
No. and Yards Kickoff Returns	2-35	1-5
No. and Yards Int. Returns	2-17	1-0
PENALTIES Number and Yards	0-0	3-20
FUMBLES Number and Lost	1-0	1-0
RED ZONE EFFICIENCY	4-6-67%	1-3-33%
GOAL TO GO EFFICIENCY	3-4-75%	0-0-0%
TIME OF POSSESSION	26:51	33:09

MIAMI 43

SAN FRANCISCO 17

SCORING SUMMARY

	1	2	3	4	F
Miami	14	16	7	6	43
San Francisco	0	7	10	0	17

Ryan Fitzpatrick and the Miami aerial assault outdid itself with an impressive display over the previous season's NFC Champion San Francisco 49ers.

Fitzpatrick finished with a 154.5 rating in the game and led the Dolphins offense to 30 first-half points – the second-most since at least 2000 (October 25, 2015 vs. Houston). The Dolphins scored on six of their seven possessions in the first half. Miami finished with 43 points, the most since that same win over Houston. It was the most points Miami scored in a road game since Sept. 21, 1986 when the Dolphins lost in overtime, 45-51 to the N.Y. Jets.

The Dolphins ran 33 plays in the first half and gained 281 yards, an average of 8.5 yards per play. They outgained San Francisco by a 281-140 margin in that first half. The Dolphins had three scoring drives in the first half that ended at the 2-minute warning or later as Jason Sanders booted field goals with 2:00, 0:38 and 0:00 remaining. It's the first time since at least 1991 the Dolphins have had three scoring drives in the final two minutes of a half.

Coming into the game, Miami's longest offensive play measured 27 yards. Sunday, the Dolphins offense topped that high-water mark five different times.

Complementary football is the quickest route to victory and the Dolphins defense and special teams matched Miami's offensive explosion. In the opening 30 minutes, Miami got interceptions from safety Bobby McCain and cornerback Xavier Howard, and sacks from defensive tackle Zach Sieler and linebackers Andrew Van Ginkel (forced fumble) and Elandon Roberts. Jerome Baker picked up a second-half sack and Emmanuel Ogbah closed it out with a strip sack, recovered by Christian Wilkins.

Fitzpatrick was 5-for-6 with 199 yards and two touchdowns on passes that traveled 20 or more yards in the game.

The special teams units chipped in with five Jason Sanders field goals – who remains perfect on the season with 14 successful kicks. Dating back to the previous week's game against Seattle, Sanders had consecutive games hitting five field goals without a miss.

SCORING DRIVES

TEAM	QTR	TIME	PLAY (EXTRA POINT) (DRIVE INFO)	MIA	SF
Dolphins	1	10:45	A.Shaheen 3 yd. pass from R.Fitzpatrick (J.Sanders kick) (6-79, 2:52)	7	0
Dolphins	1	4:14	M.Gaskin 1 yd. run (J.Sanders kick) (7-56, 3:19)	14	0
49ers	2	12:07	K.Jusczyk 7 yd. run (R.Gould kick) (3-49, 1:18)	14	7
Dolphins	2	7:29	D.Parker 22 yd. pass from R.Fitzpatrick (J.Sanders kick) (7-78, 4:38)	21	7
Dolphins	2	2:00	J.Sanders 26 yd. Field Goal (6-71, 2:40)	24	7
Dolphins	2	0:38	J.Sanders 50 yd. Field Goal (4-5, 1:03)	27	7
Dolphins	2	0:00	J.Sanders 29 yd. Field Goal (3-8, 0:14)	30	7
49ers	3	8:07	K.Bourne 19 yd. pass from C.Beathard (R.Gould kick) (9-74, 3:20)	30	14
Dolphins	3	4:42	P.Williams 32 yd. pass from R.Fitzpatrick (J.Sanders kick) (7-75, 3:25)	37	14
49ers	3	0:46	R.Gould 37 yd. Field Goal (9-56, 3:56)	37	17
Dolphins	4	8:40	J.Sanders 31 yd. Field Goal (9-62, 7:06)	40	17
Dolphins	4	5:52	J.Sanders 49 yd. Field Goal (4-2, 1:40)	43	17

GAME STATISTICS

RUSHING (Att-Yds-TD):

Miami: M. Gaskin 16-57-1, M. Breida 9-28, R. Fitzpatrick 3-16, L. Bowden 3-4, C. Fejedelem 1-1, J. Grant 1-(-12).
San Francisco: R. Mostert 11-90, J. Wilson 4-27, K. Jusczyk 2-11-1, D. Samuel 1-3, J. McKinnon 1-0.

PASSING (A-C-Y-TD-I):

Miami: R. Fitzpatrick 28-22-350-3-0.
San Francisco: C. Beathard 18-9-94-1-0, J. Garoppolo 17-7-77-0-2.

RECEIVING (Rec-Yds-TD):

Miami: M. Gesicki 5-91, M. Gaskin 5-34, P. Williams 4-106-1, D. Parker 2-50-1, I. Ford 2-23, M. Breida 1-31, J. Grant 1-6, C. Cox 1-6, A. Shaheen 1-3-1.
San Francisco: G. Kittle 4-44, B. Aiyuk 3-44, R. Mostert 3-29, K. Bourne 2-30-1, D. Samuel 2-19, J. McKinnon 2-5.

SACKS (Sk-Yds):

Miami: E. Ogbah 1-11, J. Baker 1-9, A. Van Ginkel 1-8, E. Roberts 1-8, Z. Sieler 1-7.
San Francisco: K. Hyder 1-6, K. Alexander 1-2.

INTERCEPTIONS (Int-Yds):

Miami: X. Howard 1-29, B. McCain 1-19.
San Francisco: None.

FORCED FUMBLES:

Miami: E. Ogbah 1, A. Van Ginkel 1.
San Francisco: None.

FUMBLE RECOVERIES (No-Yds):

Miami: C. Wilkins 1-0.
San Francisco: None.

TEAM STATS	MIA	SF
TOTAL FIRST DOWNS	22	19
By Rushing	6	7
By Passing	12	8
By Penalty	4	4
THIRD DOWN EFFICIENCY	4-12-33%	2-10-20%
FOURTH DOWN EFFICIENCY	2-2-100%	0-2-0%
TOTAL NET YARDS	436	259
Total Offensive Plays	63	59
Average gain per offensive play	6.9	4.4
NET YARDS RUSHING	94	131
Total Rushing Plays	33	19
Average gain per rushing play	2.8	6.9
NET YARDS PASSING	342	128
Sacks-Yards	2-8	5-43
Gross Yards passing	350	171
ATTEMPTS-COMPLETIONS-INTS	28-22-0	35-16-2
Avg. gain per pass play	11.4	3.2
PUNTS NUMBER AND AVG.	2-42.0	3-44.3
Net Punting Average	0	0
TOTAL RETURN YARDAGE	57	17
No. and Yards Punt Returns	3-9	1-17
No. and Yards Kickoff Returns	1-15	1-20
No. and Yards Int. Returns	2-48	0-0
PENALTIES Number and Yards	7-69	7-75
FUMBLES Number and Lost	1-0	2-1
RED ZONE EFFICIENCY	3-6-50%	2-3-67%
GOAL TO GO EFFICIENCY	3-4-75%	0-0-0%
TIME OF POSSESSION	36:53	23:07

SCORING SUMMARY

	1	2	3	4	F
N.Y. Jets	0	0	0	0	0
Miami	7	14	3	0	24

N.Y. JETS 0

MIAMI 24

The Dolphins defense was dominant in Miami's 24-0 win over the Jets. The shutout effort – the franchise's first since 2014 – allowed just 3.8 yards per play and tallied 15 stops on 17 third down attempts by the Jets offense.

The theme in Miami's victories in 2020 continued to be the fast start. In each of their three wins, the Dolphins raced out to a 14-0 lead, and extended the halftime lead to 21-0 behind a sterling defensive effort. The double-digit point differential was the third time Miami won by at least 10 points this season. The last time the Dolphins won at least three games by 10 or more points in the same was the same as the last shutout in 2014.

The Jets possessed the ball eight times in the first half totaling 32 plays, 93 yards and just five first downs. Miami was a perfect 8-for-8 getting off the field on third down and limited the Jets to just 2.8 yards per play in the opening half. Cornerback Xavier Howard generated the lone takeaway of the game for Miami with his fourth interception of the season – tied for the most in the NFL with Washington's Kendall Fuller.

Howard, over the last four seasons, is the NFL's premier ball hawk. The interception gave him 16 since December of 2017 despite playing in 28 of the possible 43 games. It's the most in the league in that span.

Defensive tackle Christian Wilkins tallied a sack in the first half with some help from linebacker Sam Eguavoen. The pair teamed up on a stunt to get the Jets quarterback to the ground. Emmanuel Ogbah joined in on the fun by ending the Jets opening drive of the third quarter with his fourth sack of the season. He ended another Jets drive with a sack in the fourth quarter that created a massive loss of 28 yards.

Ogbah has a full sack in each of the last three games and at least a half sack in the last five games.

The Dolphins offense found success early by turning to second-year running back Myles Gaskin. Miami opened the scoring with an eight-play, 64-yard drive that featured four rushes for 40 yards (three for 35 from Gaskin). The second-year back chipped in with a pair of receptions (one of which he pinned to the side of his helmet with one hand) for an additional 12 yards. Gaskin piled up 84 scrimmage yards in the first half and finished the day with 126 yards from scrimmage.

The first scoring drive was capped off with a Ryan Fitzpatrick pass to a wide open Adam Shaheen; he came open on a play that looked similar to the touchdown to open the 49ers game. Shaheen later set up his positional counterpart, Durham Smythe, for Miami's third touchdown of the game with a 43-yard reception running free down the middle of the field. Smythe capped the drive on a play similar to the one in which Shaheen concluded the first drive on – running parallel to the goal line and hauling in a perfect throw from Fitzpatrick near the pylon in the front right corner of the end zone.

SCORING DRIVES

TEAM	QTR	TIME	PLAY (EXTRA POINT)	(DRIVE INFO)	NYJ	MIA
Dolphins	1	6:55	R.Fitzpatrick (J.Sanders kick)	A.Shaheen 4 yd. pass from (8-66, 4:44)	0	7
Dolphins	2	11:16	R.Fitzpatrick (J.Sanders kick)	P.Williams 3 yd. pass from (7-65, 3:44)	0	14
Dolphins	2	1:53	R.Fitzpatrick (J.Sanders kick)	D.Smythe 4 yd. pass from (3-48, 0:41)	0	21
Dolphins	3	3:49	J.Sanders 24 yd. Field Goal	(8-53, 3:45)	0	24

GAME STATISTICS

RUSHING (Att-Yds-TD):

N.Y. Jets: F. Gore 11-46, T. Johnson 3-42, L. Perine 7-27, J. Flacco 1-0.

Miami: M. Gaskin 18-91, M. Breida 6-15, R. Fitzpatrick 1-4.

PASSING (A-C-Y-TD-I):

N.Y. Jets: J. Flacco 44-21-186-0-1.

Miami: R. Fitzpatrick 27-18-191-3-2, T. Tagovailoa 2-2-9-0-0.

RECEIVING (Rec-Yds-TD):

N.Y. Jets: J. Crowder 7-48, B. Perriman 4-62, F. Gore 4-24, R. Griffin 2-17, L. Perine 2-9, B. Berrios 1-18, J. Smith 1-8.

Miami: J. Grant 4-48, M. Gaskin 4-35, A. Shaheen 3-51-1, D. Parker 3-35, P. Williams 2-18-1, M. Breida 2-7, D. Smythe 1-4-1, P. Laird 1-2.

SACKS (Sk-Yds):

N.Y. Jets: T. Basham 1-7, B. Huff 1-1.

Miami: E. Ogbah 2-30, C. Wilkins 1-8.

INTERCEPTIONS (Int-Yds):

N.Y. Jets: B. Poole 1-13, M. Maye 1-0.

Miami: X. Howard 1-0.

FORCED FUMBLES:

N.Y. Jets: None.

Miami: None.

FUMBLE RECOVERIES (No-Yds):

N.Y. Jets: None.

Miami: None.

TEAM STATS	NYJ	MIA
TOTAL FIRST DOWNS	13	18
By Rushing	5	4
By Passing	7	12
By Penalty	1	2
THIRD DOWN EFFICIENCY	2-17-12%	1-9-11%
FOURTH DOWN EFFICIENCY	2-3-67%	0-0-0%
TOTAL NET YARDS	263	302
Total Offensive Plays	69	56
Average gain per offensive play	3.8	5.4
NET YARDS RUSHING	115	110
Total Rushing Plays	22	25
Average gain per rushing play	5.2	4.4
NET YARDS PASSING	148	192
Sacks-Yards	3-38	2-8
Gross yards passing	186	200
ATTEMPTS-COMPLETIONS-INTS	44-21-1	29-20-2
Avg. gain per pass play	3.1	6.2
PUNTS NUMBER AND AVG.	10-46.2	7-40.3
Net Punting Average	35.9	40.3
TOTAL RETURN YARDAGE	13	83
No. and Yards Punt Returns	0-0	6-83
No. and Yards Kickoff Returns	1-7	1-23
No. and Yards Int. Returns	2-13	1-0
PENALTIES Number and Yards	7-80	5-25
FUMBLES Number and Lost	1-0	0-0
RED ZONE EFFICIENCY	0-1-0%	3-5-60%
GOAL TO GO EFFICIENCY	0-0-0%	3-3-100%
TIME OF POSSESSION	31:55	28:05

L.A. RAMS 17	MIAMI 28
---------------------	-----------------

SCORING SUMMARY					
	1	2	3	4	F
L.A. Rams	7	3	0	7	17
Miami	7	21	0	0	28

In a 7-7 tie early in the second quarter, the Rams took possession of the football at the Dolphins 7-yard-line. Then, a wave of big plays and unrelenting pressure propelled Miami to 21 unanswered points and a third consecutive win.

The cavalcade of scoring began when defensive end Emmanuel Ogbah came clean, getting to Jared Goff as the quarterback reached back to throw, and picked up his sixth sack of the season. The ball popped free simultaneously as linebacker Andrew Van Ginkel arrived to scoop it up and take it back 78 yards for a Dolphins touchdown.

It was the second takeaway of the day for Miami, but not the last. Before the Dolphins defense dipped back into the turnover well, a three-and-out preceded a record-breaking run back by the Miami punt return team.

Jakeem Grant fielded the punt at his own 12-yard-line and angled to the right before finding a glimmer of daylight. He slipped through an arm tackle and was off to the races. The fifth special teams return touchdown in Grant's career extended his own franchise record and gave him a new Dolphins record with three punt return touchdowns. Earlier in the game, his 47-yard kickoff return helped him move into sixth place in Dolphins history in kickoff return yardage.

The 88-yard punt return for a touchdown was the longest in Dolphins history. The previous record was 87 yards by Tom Vigorito (Sept. 10, 1981 vs. Pittsburgh) and Ted Ginn Jr. (Nov. 18, 2007 at Philadelphia).

The Miami scoring started after the first takeaway of the game. Defensive tackle Christian Wilkins faked a pass rush, fell into the underneath zone and secured the first interception of his career.

Six plays later, rookie quarterback Tua Tagovailoa threw the first touchdown pass of his career. The Rams brought a blitz on third-and-goal and the southpaw threw a strike to the chest of DeVante Parker, who made the catch despite a Rams defender hanging on his back (defensive pass interference was called but declined).

The win marked the first time the Dolphins scored touchdowns on offense, defense and a special teams return in a game since a 2009 win at the New York Jets. It was the first time the Dolphins have ever done all three in the first half.

SCORING DRIVES

TEAM	QTR	TIME	PLAY (EXTRA POINT)	(DRIVE INFO)	LAR	MIA
Rams	1	11:13	R.Woods 4 yd. run	(K.Forbath kick) (3-15, 1:25)	7	0
Dolphins	1	0:00	D.Parker 3 yd. pass from T.Tagovailoa	(J.Sanders kick) (6-33, 2:55)	7	7
Dolphins	2	10:01	A.Van Ginkel 78 yd. fumble return	(J.Sanders kick)	7	14
Dolphins	2	8:44	J.Grant 88 yd. punt return	(J.Sanders kick)	7	21
Dolphins	2	2:47	M.Gaskin 1 yd. run	(J.Sanders kick) (1-1, 0:04)	7	28
Rams	2	0:11	K.Forbath 23 yd. Field Goal	(13-70, 2:36)	10	28
Rams	4	9:58	R.Woods 11 yd. pass from J.Goff	(K.Forbath kick) (10-89, 4:09)	17	28

GAME STATISTICS

RUSHING (Att-Yds-TD):	TEAM STATS	LAR	MIA
L.A. Rams: D. Henderson 8-47, M. Brown 10-40, C. Akers 9-35, R. Woods 2-9-1.	TOTAL FIRST DOWNS	31	8
Miami: M. Gaskin 18-47-1, M. Breida 4-13, T. Tagovailoa 2-0, M. Perry 1(-)-5.	By Rushing	11	3
	By Passing	19	5
	By Penalty	1	0
PASSING (A-C-Y-TD-I):	THIRD DOWN EFFICIENCY	7-17-41%	3-12-25%
L.A. Rams: J. Goff 61-35-355-1-2.	FOURTH DOWN EFFICIENCY	0-1-0%	0-0-0%
Miami: T. Tagovailoa 22-12-93-1-0.	TOTAL NET YARDS	471	145
RECEIVING (Rec-Yds-TD):	Total Offensive Plays	92	48
L.A. Rams: C. Kupp 11-110, R. Woods 7-85-1, G. Everett 5-32, J. Reynolds 4-44, V. Jefferson 2-23, M. Brown 2-17, T. Higbee 2-14, C. Akers 1-19, D. Henderson 1-1.	Average gain per offensive play	5.1	3.0
Miami: M. Gaskin 3-16, D. Smythe 2-16, P. Williams 2-15, J. Grant 1-15, M. Perry 1-10, I. Ford 1-10, M. Gesicki 1-8, D. Parker 1-3-1.	NET YARDS RUSHING	131	55
SACKS (Sk-Yds):	Total Rushing Plays	29	25
L.A. Rams: A. Donald 1-3.	Average gain per rushing play	4.5	2.2
Miami: E. Ogbah 1-13, S. Lawson 1-2.	NET YARDS PASSING	340	90
INTERCEPTIONS (Int-Yds):	Sacks-Yards	2-15	1-3
L.A. Rams: None.	Gross yards passing	355	93
Miami: C. Wilkins 1-8, E. Rowe 1-4.	ATTEMPTS-COMPLETIONS-INTS	61-35-2	22-12-0
FORCED FUMBLES:	Avg. gain per pass play	5.4	3.9
L.A. Rams: A. Donald 1, T. Rapp 1.	PUNTS NUMBER AND AVG.	6-47.3	9-42.8
Miami: S. Lawson 1, E. Ogbah 1.	Net Punting Average	29.3	42.0
FUMBLE RECOVERIES (No-Yds):	TOTAL RETURN YARDAGE	7	100
L.A. Rams: L. Floyd 1-0, T. Hill 1-0.	No. and Yards Punt Returns	3-7	1-88
Miami: A. Van Ginkel 1-78-1, K. Van Noy 1-28.	No. and Yards Kickoff Returns	2-29	1-45
	No. and Yards Int. Returns	0-0	2-12
	PENALTIES Number and Yards	5-45	3-30
	FUMBLES Number and Lost	3-2	2-2
	RED ZONE EFFICIENCY	2-4-50%	2-2-100%
	GOAL TO GO EFFICIENCY	1-2-50%	2-2-100%
	TIME OF POSSESSION	36:29	23:31

MIAMI 34	ARIZONA 31
-----------------	-------------------

SCORING SUMMARY					
	1	2	3	4	F
Miami	14	10	0	10	34
Arizona	7	10	14	0	31

Playing from behind for the first time since Week 4, and the first time in rookie quarterback Tua Tagovailoa's career, the Dolphins offense responded with an 11-play, 93 yard drive. On the game-tying march, the second-time starter dazzled.

Tagovailoa completed all five of his passes including a third-and-9 conversion backed up on the Miami 8-yard-line. The Miami quarterback faced a third down and a free rusher just three plays later. He made the Arizona blitz miss and picked up six yards with his legs. Then he hit wide receiver Mack Hollins for an 11-yard score to tie the game at 31.

Last week, Miami's defense created four first-half turnovers leading to 21 points.

The story was the same at the start of this game this week as once again, defensive end Emmanuel Ogbah coming clean on the quarterback and punching the football out. This time, it was Shaq Lawson – the defensive end on the other side of the formation – who scooped it up and took it all the way home.

The defense bookended its performance on the Cardinals penultimate drive. With the game tied at 31 apiece in the fourth quarter, Arizona attempted to convert a fourth-down play for the third time in the game (2-for-2 previously). Defensive tackle Zach Sieler saw Cardinals running back Chase Edmonds coming for his gap and the 6-foot-6, 297-pound monster along Miami's line shed his block. Once free, Sieler teamed up with linebacker Elandon Roberts to get the explosive Cardinals offense off the field.

On the very next play, Tagovailoa found tight end Mike Gesicki for 19 yards to push Miami closer into field goal range.

Kicker Jason Sanders finished the drive with a 50-yard field goal, which proved to be the game-winner. The kick was also notable for Sanders on an individual note. It was his 20th consecutive made field goal, dating back to last season, the most in franchise history.

SCORING DRIVES						
TEAM	QTR	TIME	PLAY (EXTRA POINT)	(DRIVE INFO)	MIA	ARI
Dolphins	1	10:37	S.Lawson 36 yd. fumble return (J.Sanders kick)		7	0
Cardinals	1	6:51	M.Williams 4 yd. pass from K.Murray (Z.Gonzalez kick) (10-75, 3:46)		7	7
Dolphins	1	0:55	J.Howard 2 yd. run (J.Sanders kick) (10-75, 5:56)		14	7
Cardinals	2	14:23	C.Kirk 56 yd. pass from K.Murray (Z.Gonzalez kick) (4-75, 1:32)		14	14
Dolphins	2	10:18	P.Williams 9 yd. pass from T.Tagovailoa (J.Sanders kick) (8-80, 4:05)		21	14
Cardinals	2	5:06	Z.Gonzalez 37 yd. Field Goal (11-56, 5:12)		21	17
Dolphins	2	0:00	J.Sanders 56 yd. Field Goal (6-26, 0:46)		24	17
Cardinals	3	11:48	D.Daniels 21 yd. pass from K.Murray (Z.Gonzalez kick) (7-87, 3:12)		24	24
Cardinals	3	2:28	K.Murray 12 yd. run (Z.Gonzalez kick) (11-84, 6:10)		24	31
Dolphins	4	11:19	M.Hollins 11 yd. pass from T.Tagovailoa (J.Sanders kick) (10-93, 6:09)		31	31
Dolphins	4	3:30	J.Sanders 50 yd. Field Goal (5-28, 1:45)		34	31

GAME STATISTICS

RUSHING (Att-Yds-TD):

Miami: S. Ahmed 7-38, T. Tagovailoa 7-35, J. Howard 10-19-1, P. Laird 1(-1).
Arizona: K. Murray 11-106-1, C. Edmonds 25-70, D. Foster 1-2.

PASSING (A-C-Y-TD-I):

Miami: T. Tagovailoa 28-20-248-2-0.
Arizona: K. Murray 26-21-283-3-0.

RECEIVING (Rec-Yds-TD):

Miami: D. Parker 6-64, P. Williams 4-60-1, J. Grant 4-35, M. Gesicki 3-42, D. Smythe 1-19, P. Laird 1-17, M. Hollins 1-11-1.
Arizona: C. Kirk 5-123-1, L. Fitzgerald 4-54, D. Hopkins 3-30, C. Edmonds 3-18, A. Isabella 2-10, D. Daniels 1-21-1, D. Arnold 1-16, D. Foster 1-7, M. Williams 1-4-1.

SACKS (Sk-Yds):

Miami: E. Ogbah 1-19.
Arizona: D. Campbell 1-11, J. Mauro 1-10, M. Golden 1-6.

INTERCEPTIONS (Int-Yds):

Miami: None.
Arizona: None.

FORCED FUMBLES:

Miami: E. Ogbah 1, A. Van Ginkel 1.
Arizona: None.

FUMBLE RECOVERIES (No-Yds):

Miami: S. Lawson 1-36-1.
Arizona: None.

TEAM STATS	MIA	ARI
TOTAL FIRST DOWNS	24	26
By Rushing	8	6
By Passing	12	17
By Penalty	4	3
THIRD DOWN EFFICIENCY	4-8-50%	5-12-42%
FOURTH DOWN EFFICIENCY	0-0-0%	2-3-67%
TOTAL NET YARDS	312	442
Total Offensive Plays	56	64
Average gain per offensive play	5.6	6.9
NET YARDS RUSHING	91	178
Total Rushing Plays	25	37
Average gain per rushing play	3.6	4.8
NET YARDS PASSING	221	264
Sacks-Yards	3-27	1-19
Gross yards passing	248	283
ATTEMPTS-COMPLETIONS-INTS	28-20-0	26-21-0
Avg. gain per pass play	7.1	9.8
PUNTS NUMBER AND AVG.	3-41.7	1-42.0
Net Punting Average	43.0	32.0
TOTAL RETURN YARDAGE	10	-4
No. and Yards Punt Returns	1-10	1-4
No. and Yards Kickoff Returns	3-51	2-30
No. and Yards Int. Returns	0-0	0-0
PENALTIES Number and Yards	7-75	7-71
FUMBLES Number and Lost	0-0	2-1
RED ZONE EFFICIENCY	3-3-100%	2-3-67%
GOAL TO GO EFFICIENCY	1-1-100%	1-1-100%
TIME OF POSSESSION	28:57	31:03

SCORING SUMMARY

	1	2	3	4	F
L.A. Chargers	0	7	7	7	6
Miami	14	3	3	9	29

L.A. CHARGERS 21

MIAMI 29

The Dolphins have been dominant in the first halves of football games this season, particularly on the current winning streak. Miami extended the streak to five games with a 29-21 win over the Los Angeles Chargers Sunday at Hard Rock Stadium.

Miami raced out to a 14-0 first quarter lead before taking a 17-7 advantage to the locker room. The Dolphins are now plus-74 in point differential in the opening halves of games – the best in the National Football League. The scoring got started with, yet again, complementary football. The Miami defense forced a Los Angeles three-and-out thanks to a sack from cornerback Nik Needham, which sent Special Teams Coordinator Danny Crossman's punt return onto the field.

A late shift at the snap opened up linebacker Andrew Van Ginkel for a free run at the Los Angeles punter Ty Long, and he did not miss his opportunity.

Van Ginkel laid out and rejected Long's kick. Cornerback Jamal Perry fell on it setting the Dolphins offense up at the 1-yard-line. Rookie offensive guard Solomon Kindley aligned in I-formation in front of running back Salvon Ahmed and led his fellow rookie teammate into the end zone to give the Dolphins a quick lead.

After another defensive stop, the Dolphins put together their best offensive drive of the game. Miami went on a march that covered 13 plays, 88 yards and took 7:04 off the game clock. It started with a rolling, 23-yard rip from quarterback Tua Tagovailoa to tight end Mike Gesicki and finished with a 3-yard dart to wide receiver Jakeem Grant.

Kicker Jason Sanders connected from 50 yards in the second quarter and 35 yards in the third quarter to give him 19 straight field goals to open the season and 22 consecutive field goals dating back to 2019, extending his own franchise record. The streak would come to an end, however, as Sanders missed a 47-yard field goal in the fourth quarter. He started a new streak with a successful 49-yard field goal with four minutes left in the game.

After the Chargers cut the lead to six and got the ball back, cornerback Xavier Howard made an impactful play early in the fourth quarter. The NFL's leader in interceptions since December of 2017 stepped in front of the Herbert pass and brought it back to the Chargers 35-yard-line. It was his fifth pick of the season.

The interception helped the Miami offense discover its rhythm again. Tagovailoa found Durham Smythe on a beautifully designed throwback for his second touchdown pass of the day, giving the Dolphins a 26-14 fourth-quarter lead.

SCORING DRIVES

TEAM	QTR	TIME	PLAY (EXTRA POINT)	(DRIVE INFO)	LAC	MIA
Dolphins	1	12:54	S.Ahmed 1 yd. run	(J.Sanders kick) (1-1, 0:04)	0	7
Dolphins	1	0:58	J.Grant 3 yd. pass	from T.Tagovailoa (J.Sanders kick) (13-88, 7:04)	0	14
Chargers	2	4:25	J.Herbert 1 yd. run	(M.Badgley kick) (11-37, 5:51)	7	14
Dolphins	2	0:24	J.Sanders 50 yd. Field Goal	(5-15, 0:42)	7	17
Chargers	3	7:02	H.Henry 2 yd. pass	from J.Herbert (M.Badgley kick) (11-68, 6:38)	14	17
Dolphins	3	2:30	J.Sanders 35 yd. Field Goal	(8-58, 4:32)	14	20
Dolphins	4	11:38	D.Smythe 2 yd. pass	from T.Tagovailoa (pass failed) (5-32, 2:32)	14	26
Dolphins	4	3:59	J.Sanders 49 yd. Field Goal	(7-14, 2:38)	14	29
Chargers	4	1:57	K.Allen 13 yd. pass	from J.Herbert (M.Badgley kick) (8-69, 2:02)	21	29

GAME STATISTICS

RUSHING (Att-Yds-TD):

L.A. Chargers: K. Ballage 18-68, J. Kelley 7-21, J. Herbert 4-10-1.
Miami: S. Ahmed 21-85-1, P. Laird 2-19, M. Perry 1-6, D. Washington 2-2, T. Tagovailoa 6-(-1).

PASSING (A-C-Y-TD-I):

L.A. Chargers: J. Herbert 32-20-187-2-1.
Miami: T. Tagovailoa 25-15-169-2-0.

RECEIVING (Rec-Yds-TD):

L.A. Chargers: K. Ballage 5-34, H. Henry 4-30-1, J. Guyton 4-24, K. Allen 3-39-1, M. Williams 2-38, D. Parham Jr. 1-13, G. Nabers 1-9.
Miami: J. Grant 4-43-1, M. Gesicki 2-40, D. Parker 2-31, M. Perry 2-21, D. Smythe 2-9-1, A. Shaheen 1-19, S. Ahmed 1-5, M. Hollins 1-1.

SACKS (Sk-Yds):

L.A. Chargers: None.
Miami: N. Needham 1-13, E. Ogbah 1-0.

INTERCEPTIONS (Int-Yds):

L.A. Chargers: None.
Miami: X. Howard 1-28.

FORCED FUMBLES:

L.A. Chargers: None.
Miami: None.

FUMBLE RECOVERIES (No-Yds):

L.A. Chargers: N. Vigil 1-44.
Miami: None.

TEAM STATS	LAC	MIA
TOTAL FIRST DOWNS	19	17
By Rushing	9	6
By Passing	10	10
By Penalty	0	1
THIRD DOWN EFFICIENCY	4-13-31%	5-14-36%
FOURTH DOWN EFFICIENCY	2-3-67%	0-0-0%
TOTAL NET YARDS	273	280
Total Offensive Plays	63	57
Average gain per offensive play	4.3	4.9
NET YARDS RUSHING	99	111
Total Rushing Plays	29	32
Average gain per rushing play	3.4	3.5
NET YARDS PASSING	174	169
Sacks-Yards	2-13	0-0
Gross yards passing	187	169
ATTEMPTS-COMPLETIONS-INTS	32-20-1	25-15-0
Avg. gain per pass play	5.1	6.8
PUNTS NUMBER AND AVG.	5-34.2	2-52.0
Net Punting Average	22.8	52.0
TOTAL RETURN YARDAGE	0	85
No. and Yards Punt Returns	0-0	3-57
No. and Yards Kickoff Returns	4-80	0-0
No. and Yards Int. Returns	0-0	1-28
PENALTIES Number and Yards	5-31	3-15
FUMBLES Number and Lost	0-0	2-1
RED ZONE EFFICIENCY	3-3-100%	3-5-60%
GOAL TO GO EFFICIENCY	2-2-100%	3-3-100%
TIME OF POSSESSION	29:54	30:06

SCORING SUMMARY

	1	2	3	4	F
Miami	7	3	0	3	13
Denver	7	6	7	0	20

MIAMI 13

DENVER 20

For the first time since Week 4, the Dolphins came up on the short end with a 20-13 loss to the Broncos. Denver ran for 189 yards and sacked Dolphins quarterbacks six times to snap Miami's five-game winning streak.

The Dolphins mounted a furious rally in the fourth quarter sparked by yet another huge play by linebacker Andrew Van Ginkel. As Broncos running back Melvin Gordon surged towards the end zone in search of his third touchdown, Van Ginkel – amid four Dolphins defenders in relentless pursuit – punched the ball free just short of the goal line. Safety Eric Rowe recovered the ball and the Dolphins were 99 yards away from a game-tying score.

Quarterback Ryan Fitzpatrick replaced Tua Tagovailoa on the previous possession and drove Miami deep into Denver territory with just under 90 seconds left to play. But an interception by Justin Simmons in the end zone put an end to the comeback bid as the Dolphins fell to 6-4 on the 2020 season.

The game started with an Xavien Howard interception, as he stepped in front of a Drew Lock pass on the third play from scrimmage for his sixth pick of the season. The Dolphins would finish the ensuing drive with a 3-yard pass from Tagovailoa to wide receiver DeVante Parker, helping Miami race out to a 7-0 lead less than five minutes into the game.

Denver quickly gained control with a swarming pass rush and dominant ground game. After back-to-back false starts pushed the Broncos into a second-and-20, they converted and finished off an 11-play drive powered by 47 yards on the ground, including a 14-yard run by quarterback Drew Lock on third-and-13.

The two teams exchanged second-quarter field goals to set the Broncos up with a two-minute opportunity, but that didn't change their offensive approach. A 25-yard run by Melvin Gordon got the drive started and a 7-yard run set up kicker Brandon McManus to give Denver a three-point halftime lead.

Miami's defense showed its teeth coming out of the locker room with a stand on fourth-and-1 backed up to their own 14-yard-line. Defensive tackle Raekwon Davis provided the initial surge before the calvary arrived to shut down the Gordon run. Linebacker Elandon Roberts was credited with the tackle amid a flurry of Dolphins defenders.

Another Broncos sack led to a quick three-and-out putting the Dolphins defense back on the field.

The Broncos went back to what was working with 35 rushing yards, including a 20-yard Gordon touchdown gallop, to open up a two score lead. Trailing by 10, the Dolphins drove the ensuing possession into Broncos territory, but an offensive hold and another sack forced Matt Haack onto the field for his sixth punt.

SCORING DRIVES

TEAM	QTR	TIME	PLAY (EXTRA POINT) (DRIVE INFO)	MIA	DEN
Dolphins	1	10:08	D.Parker 3 yd. pass from T.Tagovailoa (J.Sanders kick) (5-22, 2:55)	7	0
Broncos	1	1:34	M.Gordon 1 yd. run (B.McManus kick) (11-73, 6:00)	7	7
Broncos	2	9:55	B.McManus 29 yd. Field Goal (5-48, 1:54)	7	10
Dolphins	2	2:34	J.Sanders 41 yd. Field Goal (14-52, 7:21)	10	10
Broncos	2	0:00	B.McManus 47 yd. Field Goal (9-60, 2:34)	10	13
Broncos	3	2:31	M.Gordon 20 yd. run (B.McManus kick) (9-81, 4:46)	10	20
Dolphins	4	7:51	J.Sanders 53 yd. Field Goal (8-44, 2:53)	13	20

GAME STATISTICS

RUSHING (Att-Yds-TD):

Miami: S. Ahmed 12-43, R. Fitzpatrick 2-6, M. Breida 2-4, J. Grant 1-3.
Denver: M. Gordon 15-84-2, P. Lindsay 16-82, D. Lock 2-23.

PASSING (A-C-Y-TD-I):

Miami: T. Tagovailoa 20-11-83-1-0, R. Fitzpatrick 18-12-117-0-0.
Denver: D. Lock 30-18-270-0-1.

RECEIVING (Rec-Yds-TD):

Miami: D. Parker 6-61-1, S. Ahmed 5-31, M. Gesicki 4-43, M. Perry 3-23, J. Grant 2-12, A. Callaway 1-13, M. Hollins 1-9, P. Laird 1-8.
Denver: T. Patrick 5-119, N. Fant 4-55, K. Hamler 4-35, J. Jeudy 3-37, N. Vannett 2-24.

SACKS (Sk-Yds):

Miami: None.
Denver: D. Williams 2-7, M. Reed 1.5-12.5, B. Chubb 1-9, D. Jones 1-0, D. Walker 0.5-4.5.

INTERCEPTIONS (Int-Yds):

Miami: X. Howard 1-10.
Denver: J. Simmons 1-0.

FORCED FUMBLES:

Miami: A. Van Ginkel 1.
Denver: None.

FUMBLE RECOVERIES (No-Yds):

Miami: E. Rowe 1-0.
Denver: None.

TEAM STATS	MIA	DEN
TOTAL FIRST DOWNS	17	19
By Rushing	3	8
By Passing	11	9
By Penalty	3	2
THIRD DOWN EFFICIENCY	7-16-44%	4-12-33%
FOURTH DOWN EFFICIENCY	0-0-0%	1-2-50%
TOTAL NET YARDS	223	459
Total Offensive Plays	61	63
Average gain per offensive play	3.7	7.3
NET YARDS RUSHING	56	189
Total Rushing Plays	17	33
Average gain per rushing play	3.3	5.7
NET YARDS PASSING	167	270
Sacks-Yards	6-33	0-0
Gross yards passing	200	270
ATTEMPTS-COMPLETIONS-INTS	38-23-1	30-18-1
Avg. gain per pass play	3.8	9.0
PUNTS NUMBER AND AVG.	6-47.3	3-52.0
Net Punting Average	45.7	50.0
TOTAL RETURN YARDAGE	16	10
No. and Yards Punt Returns	1-6	3-10
No. and Yards Kickoff Returns	0-0	1-22
No. and Yards Int. Returns	1-10	1-0
PENALTIES Number and Yards	5-50	8-70
FUMBLES Number and Lost	0-0	1-1
RED ZONE EFFICIENCY	1-3-33%	1-4-25%
GOAL TO GO EFFICIENCY	1-1-100%	1-2-50%
TIME OF POSSESSION	29:41	30:19

MIAMI 20	N.Y. JETS 3
-----------------	--------------------

SCORING SUMMARY					
	1	2	3	4	F
Miami	3	10	0	7	20
N.Y. Jets	3	0	0	0	3

Miami renewed its oldest AFC East rivalry with a season sweep of the New York Jets and the eighth victory in its past 10 games against them.

With another suffocating defensive performance, the Dolphins finished the month of November 4-1, moving to 7-4 going into the final stretch of the season.

The Dolphins improved upon their league-best +81 point first half differential with a dominant effort on defense, including not allowing a point in the final three quarters of the game.

The Jets kicked a field goal on the opening drive before the Miami defense responded with two interceptions, six forced punts (three possessions resulting in a three-and-out) and a missed field goal. A consistent surge from the defensive line, paired with the return of Christian Wilkins, helped limit the Jets ground game to just 87 yards. Of the Jets' 23 running plays, 15 of them gained three yards or less.

The Dolphins defense held on for back-to-back series in which the Jets started in plus-territory after turnovers – first, a three-and-out; then a turnover on downs spearheaded by a tackle for loss by linebacker Elandon Roberts.

In addition to the run-down wins, Miami sacked Jets quarterback Sam Darnold three times (a full sack for safety Brandon Jones and a half of a sack each for linebackers Jerome Baker, Kyle Van Noy, Roberts and defensive tackle Raekwon Davis). Cornerback Nik Needham intercepted his first pass of the year and the third of his young career.

Xavier Howard snagged his league-leading seventh interception. He tied his career high (2018), and joins Sam Madison (eight interceptions in 1998 and seven in 1999) as the only cornerbacks in Dolphins history to have two seasons with seven-plus interceptions.

Offensively, Miami moved the ball into Jets territory early on. Two drives in the first half stalled on the fringe of field goal range for most kickers, but not for the right leg of Jason Sanders.

Sanders stroked a pair of kicks down the middle from 54 and 51 yards in the opening half, giving him 10 consecutive field goals of 50-or-more yards. Sanders' eight successful field goals from 50-plus yards this season are most in the NFL. His 85.7 career field goal percentage on attempts of that distance is the best in the NFL since at least 1991.

Fitzpatrick found nine different targets for 257 passing yards with the greatest contribution coming from wide receiver DeVante Parker. Parker caught back-shoulder throws, diving slants, and broke a couple of big runs after the catch en route to 119 receiving yards, a season-high.

Sunday's performance marked the 10th time in Parker's career that he eclipsed the century mark and the second time this season.

The Jets scored a combined seven points in the season series twice against Miami (1975 and 1976). This season, New York scored a combined three points in the two games. That covers 25 possessions, an average of 0.12 points per possession. It was the second-lowest scoring output by an AFC East opponent against the Dolphins in a single season as Miami held Baltimore scoreless in both 1972 meetings.

SCORING DRIVES						
TEAM	QTR	TIME	PLAY (EXTRA POINT)	(DRIVE INFO)	MIA	NYJ
Jets	1	9:45	S.Castillo 38 yd.	Field Goal (9-55, 5:15)	0	3
Dolphins	1	1:12	J.Sanders 54 yd.	Field Goal (7-35, 2:18)	3	3
Dolphins	2	8:56	M.Gesicki 13 yd. pass from R.Fitzpatrick (J.Sanders kick)	(10-88, 5:11)	10	3
Dolphins	2	5:23	J.Sanders 51 yd.	Field Goal (6-36, 2:30)	13	3
Dolphins	4	6:54	A.Shaheen 7 yd. pass from R.Fitzpatrick (J.Sanders kick)	(7-80, 3:39)	20	3

GAME STATISTICS

RUSHING (Att-Yds-TD):	Miami: D. Washington 13-49, M. Breida 8-36, R. Fitzpatrick 3-10, P. Laird 1-9. N.Y. Jets: F. Gore 18-74, S. Darnold 2-9, T. Johnson 2-3, J. Adams 1-1.
PASSING (A-C-Y-TD-I):	Miami: R. Fitzpatrick 39-24-257-2-0. N.Y. Jets: S. Darnold 27-16-197-0-2.
RECEIVING (Rec-Yds-TD):	Miami: D. Parker 8-119, D. Smythe 3-19, M. Gesicki 2-35-1, M. Hollins 2-19, M. Breida 2-17, J. Grant 2-15, D. Washington 2-11, M. Perry 1-8, A. Shaheen 1-7-1, A. Callaway 1-7. N.Y. Jets: B. Perriman 4-79, D. Mims 4-67, J. Crowder 3-31, F. Gore 3-12, J. Smith 1-7, T. Johnson 1-1.
SACKS (Sk-Yds):	Miami: Br. Jones 1-9, K. Van Noy 1-8, J. Baker 0.5-3.5, E. Roberts 0.5-3.5. N.Y. Jets: Q. Williams 1.5-6, N. Hewitt 1-6, F. Fatukasi 1-4, J. Jenkins 0.5-0.
INTERCEPTIONS (Int-Yds):	Miami: X. Howard 1-3, N. Needham 1-1. N.Y. Jets: None.
FORCED FUMBLES:	Miami: None. N.Y. Jets: N. Hewitt 1, J. Guidry 1, J. Jenkins 1, Q. Williams 1.
FUMBLE RECOVERIES (No-Yds):	Miami: None. N.Y. Jets: N. Hewitt 1-17, J. Guidry 1-0.

TEAM STATS	MIA	NYJ
TOTAL FIRST DOWNS	22	10
By Rushing	5	4
By Passing	14	6
By Penalty	3	0
THIRD DOWN EFFICIENCY	8-16-50%	3-13-23%
FOURTH DOWN EFFICIENCY	0-0-0%	0-1-0%
TOTAL NET YARDS	345	260
Total Offensive Plays	68	53
Average gain per offensive play	5.1	4.9
NET YARDS RUSHING	104	87
Total Rushing Plays	25	23
Average gain per rushing play	4.2	3.8
NET YARDS PASSING	241	173
Sacks-Yards	4-16	3-24
Gross yards passing	257	197
ATTEMPTS-COMPLETIONS-INTS	39-24-0	27-16-2
Avg. gain per pass play	5.6	5.8
PUNTS NUMBER AND AVG.	6-47.3	3-52.0
Net Punting Average	45.7	50.0
TOTAL RETURN YARDAGE	23	0
No. and Yards Punt Returns	2-19	1-0
No. and Yards Kickoff Returns	0-0	3-56
No. and Yards Int. Returns	2-4	0-0
PENALTIES Number and Yards	3-20	6-74
FUMBLES Number and Lost	4-2	0-0
RED ZONE EFFICIENCY	2-3-67%	0-3-0%
GOAL TO GO EFFICIENCY	0-1-0%	0-0-0%
TIME OF POSSESSION	32:37	27:23

SCORING SUMMARY

	1	2	3	4	F
Cincinnati	7	0	0	0	7
Miami	0	6	10	3	19

CINCINNATI 7

MIAMI 19

SCORING DRIVES

TEAM	QTR	TIME	PLAY (EXTRA POINT)	(DRIVE INFO)	CIN	MIA
Bengals	1	3:20	T.Boyd 72 yd. pass from B.Allen (R.Bullock kick)	(3-80, 1:20)	7	0
Dolphins	2	11:42	J.Sanders 25 yd. Field Goal	(10-68, 6:38)	7	3
Dolphins	2	0:00	J.Sanders 48 yd. Field Goal	(6-27, 0:58)	7	6
Dolphins	3	11:35	M.Gesicki 5 yd. pass from T.Tagovailoa (J.Sanders kick)	(8-75, 3:25)	7	13
Dolphins	3	5:33	J.Sanders 23 yd. Field Goal	(10-70, 4:10)	7	16
Dolphins	4	13:21	J.Sanders 19 yd. Field Goal	(12-46, 5:31)	7	19

The Dolphins have typically jumped out to an early lead, played efficiently on the attack and smothered the opposing offense with pressure and takeaways to win games. However, that script changed against Cincinnati as Miami won 19-7 after falling behind early.

As the Bengals searched to extend their 7-3 lead at the end of the first half, a Miami defensive stand resulted in a missed Bengals field goal. Quarterback Tua Tagovailoa drove the offense into the range of kicker Jason Sanders, who split the uprights from 48 yards for his 25th field goal this season, cutting the Cincinnati lead to a one-point advantage.

The Dolphins took that momentum and stormed out of the gates in the second half. After a first quarter, 72-yard touchdown to Tyler Boyd, the Miami defense didn't surrender another point. Through 12 games, the Dolphins have allowed just 212 points, 17.7 points per game (second-worst in the NFL).

Linebacker Kyle Van Noy picked up the fifth multi-sack game of his career and his first with Miami, totaling a career-high three sacks. All three of them came on third down and led to three of the Bengals' seven punts on the day. In total, the Miami defense forced four three-and-outs, two interceptions and a missed field goal.

With a more explosive and efficient offensive attack, Miami ripped off the final 19 points in the game to get to 8-4 – the best mark through 12 games for the franchise since 2003.

Trailing at halftime, the Dolphins came out of the locker room with an eight-play, 75-yard touchdown drive that took 3:25 of game time off the clock. Tagovailoa completed five of six passes for 76 yards and the touchdown to Mike Gesicki to take a 13-7 lead, one Miami would not relinquish.

Miami's big second half was sparked by Gesicki, who caught a career-high nine passes for 88 yards and a touchdown. He made the highlight-reel play of the day when he stretched out – shades of former Dolphins wide receiver Oronde Gadsden in 2002 – for a one-handed stab. Gesicki capped the drive with the 5-yard touchdown that brought Miami out in front 13-7.

Cornerback Nik Needham was Johnny-on-the-spot for Miami's second interception, his second in as many weeks. Lawson dumped the quarterback twice for his first multi-sack game as a member of the Miami Dolphins (third of his career) and Sieler made it six in the game (2.5 sacks for Sieler this season).

The performance gives the Miami defense 10 combined points allowed in their past two games. That is the fewest allowed by the Dolphins in consecutive games since the team also allowed 10 combined points in the 2002 season.

Xavier Howard's first quarter interception made it 18 consecutive games with a takeaway by the Miami defense, the longest active streak in the NFL.

GAME STATISTICS

RUSHING (Att-Yds-TD):

Cincinnati: G. Bernard 12-30, S. Perine 3-7, B. Allen 2-3.
Miami: M. Gaskin 21-90, L. Bowden 1-11, P. Laird 3-6, T. Tagovailoa 3-3.

PASSING (A-C-Y-TD-I):

Cincinnati: B. Allen 19-11-153-1-1, R. Finley 7-6-40-0-1, T. Boyd 1-0-0-0-0.
Miami: T. Tagovailoa 39-26-296-1-0.

RECEIVING (Rec-Yds-TD):

Cincinnati: D. Sample 7-49, T. Higgins 5-56, A. Erickson 2-17, G. Bernard 2(-1), T. Boyd 1-72-1.
Miami: M. Gesicki 9-88-1, L. Bowden 4-41, D. Parker 4-35, M. Gaskin 2-51, J. Grant 2-42, P. Laird 2-16, D. Smythe 2-16, M. Hollins 1-7.

SACKS (Sk-Yds):

Cincinnati: None.
Miami: K. Van Noy 3-18, S. Lawson 2-14, Z. Sieler 1-5.

INTERCEPTIONS (Int-Yds):

Cincinnati: None.
Miami: X. Howard 1-0, N. Needham 1-0.

FORCED FUMBLES:

Cincinnati: J. Bates 1.
Miami: None.

FUMBLE RECOVERIES (No-Yds):

Cincinnati: V. Bell 1-37.
Miami: None.

TEAM STATS

	CIN	MIA
TOTAL FIRST DOWNS	12	23
By Rushing	4	4
By Passing	6	16
By Penalty	2	3
THIRD DOWN EFFICIENCY	3-12-25%	1-10-10%
FOURTH DOWN EFFICIENCY	2-2-100%	1-1-100%
TOTAL NET YARDS	196	406
Total Offensive Plays	50	67
Average gain per offensive play	3.9	6.1
NET YARDS RUSHING	40	110
Total Rushing Plays	17	28
Average gain per rushing play	2.4	3.9
NET YARDS PASSING	156	296
Sacks-Yards	6-37	0-0
Gross yards passing	193	296
ATTEMPTS-COMPLETIONS-INTS	27-17-2	39-26-0
Avg. gain per pass play	4.7	7.6
PUNTS NUMBER AND AVG.	6-49.5	4-45.0
Net Punting Average	48.2	41.8
TOTAL RETURN YARDAGE	13	8
No. and Yards Punt Returns	2-13	4-8
No. and Yards Kickoff Returns	1-24	0-0
No. and Yards Int. Returns	0-0	2-0
PENALTIES Number and Yards	6-62	8-54
FUMBLES Number and Lost	0-0	2-1
RED ZONE EFFICIENCY	0-1-0%	1-4-25%
GOAL TO GO EFFICIENCY	0-0-0%	1-4-25%
TIME OF POSSESSION	27:44	32:16

SCORING SUMMARY					
	1	2	3	4	F
Kansas City	0	14	16	3	33
Miami	7	3	0	17	27

KANSAS CITY 33	MIAMI 27
-----------------------	-----------------

The Dolphins were up for the challenge of the defending Super Bowl champions early and late; but as he so often does, Kansas City quarterback Patrick Mahomes found a rhythm for a period of the game that put the comeback just out of reach.

The Dolphins fell to 8-5 with a 33-27 loss to the defending Super Bowl champion Chiefs Sunday at Hard Rock Stadium. After a pair of Dolphins sacks and interceptions of the 2018 league MVP in the first quarter, Kansas City put together scoring drives on four of their next five possessions, including a 67-yard punt return touchdown by wide receiver Mecole Hardman.

After the Chiefs racked up 30 straight points to wipe out Miami's 10-0 start, quarterback Tua Tagovailoa led the offense to back-to-back touchdown drives to make it a one-score game late in the fourth quarter.

The defense forced a fourth-and-1 attempt for the Chiefs with 2:30 to play, but Mahomes went back to wide receiver Tyreek Hill to diminish the Dolphins' hopes.

Early, the Dolphins defense forced a pair of interceptions on tipped passes. Cornerback Byron Jones secured his first interception as a member of the Miami Dolphins and safety Eric Rowe secured his second of the season when he caught the deflection of a high pass from Mahomes. Jones later forced a fumble that was covered up by linebacker Kamu Grugier-Hill.

The Dolphins would add a fourth takeaway courtesy of cornerback Xavier Howard's ninth interception of the season. With the Chiefs driving and looking to build on a 20-point lead, Mahomes was in search of another long touchdown pass in the direction of Hill. Howard extended with one arm and pulled down the 21st interception of his career.

The four takeaways extend Miami's streak to 19 consecutive games creating a turnover, the longest active streak in the NFL.

After his second interception, Mahomes went to work. During Kansas City's stretch of 30-straight points, he was 11-of-15 with 168 yards and two touchdown passes. The Dolphins defense allowed just three points on the Chiefs' final three possessions to give the offense an opportunity to get back into the game.

SCORING DRIVES						
TEAM	QTR	TIME	PLAY (EXTRA POINT)	(DRIVE INFO)	KC	MIA
Dolphins	1	1:35	T.Tagovailoa (J.Sanders kick)	M.Gesicki 7 yd. pass from (7-44, 3:15)	0	7
Dolphins	2	10:14	J.Sanders 31 yd. Field Goal	(10-34, 5:23)	0	10
Chiefs	2	8:10	T.Hill 32 yd. run	(H.Butker kick) (4-75, 2:04)	7	10
Chiefs	2	0:37	T.Kelce 6 yd. pass from P.Mahomes	(H.Butker kick) (9-74, 2:15)	14	10
Chiefs	3	13:50	T.Hill 44 yd. pass from P.Mahomes	(H.Butker kick) (3-75, 1:10)	21	10
Chiefs	3	12:48	M.Hardman 67 yd. punt return	(H.Butker kick)	28	10
Chiefs	3	6:52	T.Tagovailoa sacked in end zone	by C.Jones for a Safety	30	10
Dolphins	4	12:03	T.Tagovailoa (J.Sanders kick)	M.Gesicki 29 yd. pass from (6-80, 2:16)	30	17
Dolphins	4	4:15	T.Tagovailoa 1 yd. run	(J.Sanders kick) (14-75, 5:52)	30	24
Chiefs	4	1:08	H.Butker 46 yd. Field Goal	(10-47, 3:07)	33	24
Dolphins	4	0:16	J.Sanders 44 yd. Field Goal	(5-49, 0:52)	33	27

GAME STATISTICS

RUSHING (Att-Yds-TD): Kansas City: C. Edwards-Helaire 16-32, T. Hill 1-32-1, L. Bell 2-21, P. Mahomes 5-9 Miami: D. Washington 13-35, T. Tagovailoa 6-24-1, P. Laird 4-19, L. Bowden 1-2.
PASSING (A-C-Y-TD-I): Kansas City: P. Mahomes 34-24-393-2-3. Miami: T. Tagovailoa 48-28-316-2-1, L. Bowden 1-0-0-0-0.
RECEIVING (Rec-Yds-TD): Kansas City: T. Kelce 8-136-1, C. Edwards-Helaire 5-59, T. Hill 3-79-1, M. Hardman 3-40, S. Watkins 2-52, L. Bell 2-14, D. Robinson 1-13. Miami: L. Bowden 7-82, M. Hollins 5-66, M. Gesicki 5-65-2, J. Grant 3-32, A. Shaheen 2-26, D. Smythe 2-19, D. Washington 2-17, M. Perry 1-5, P. Laird 1-4.
SACKS (Sk-Yds): Kansas City: F. Clark 1-8, T. Wharton 1-8, M. Danna 1-7, C. Jones 1-6. Miami: J. Baker 2.5-37, C. Wilkins 0.5-2.
INTERCEPTIONS (Int-Yds): Kansas City: T. Mathieu 1-5. Miami: E. Rowe 1-22, By. Jones 1-15, X. Howard 1-0.
FORCED FUMBLES: Kansas City: S. Watkins 1. Miami: By. Jones 1.
FUMBLE RECOVERIES (No-Yds): Kansas City: None. Miami: K. Grugier-Hill 1-0.

TEAM STATS	KC	MIA
TOTAL FIRST DOWNS	22	27
By Rushing	5	5
By Passing	15	18
By Penalty	2	4
THIRD DOWN EFFICIENCY	5-11-45%	7-15-47%
FOURTH DOWN EFFICIENCY	1-1-100%	0-0-0%
TOTAL NET YARDS	448	367
Total Offensive Plays	61	77
Average gain per offensive play	7.3	4.8
NET YARDS RUSHING	94	80
Total Rushing Plays	24	24
Average gain per rushing play	3.9	3.3
NET YARDS PASSING	354	287
Sacks-Yards	3-39	4-29
Gross yards passing	393	316
ATTEMPTS-COMPLETIONS-INTS	34-24-3	49-28-1
Avg. gain per pass play	9.6	5.4
PUNTS NUMBER AND AVG.	4-49.5	5-46.8
Net Punting Average	47.5	29.4
TOTAL RETURN YARDAGE	72	45
No. and Yards Punt Returns	1-67	3-8
No. and Yards Kickoff Returns	2-15	0-0
No. and Yards Int. Returns	1-5	3-37
PENALTIES Number and Yards	8-56	3-35
FUMBLES Number and Lost	2-1	1-0
RED ZONE EFFICIENCY	1-2-50%	2-3-67%
GOAL TO GO EFFICIENCY	1-1-100%	2-2-100%
TIME OF POSSESSION	28:30	31:30

SCORING SUMMARY

	1	2	3	4	F
New England	0	6	3	3	12
Miami	0	0	7	15	22

NEW ENGLAND 12

MIAMI 22

SCORING DRIVES

TEAM	QTR	TIME	PLAY (EXTRA POINT)	(DRIVE INFO)	NE	MIA
Patriots	2	8:50	N.Folk 45 yd.	Field Goal (13-69, 6:10)	3	0
Patriots	2	4:15	N.Folk 36 yd.	Field Goal (8-42, 2:36)	6	0
Dolphins	3	10:32	S.Ahmed 1 yd.	run (J.Sanders kick) (9-72, 4:28)	6	7
Patriots	3	4:20	N.Folk 45 yd.	Field Goal (8-65, 3:16)	9	7
Dolphins	4	12:55	T.Tagovailoa 3 yd.	run (T.Tagovailoa-S.Ahmed pass) (14-90, 6:25)	9	15
Patriots	4	9:03	N.Folk 42 yd.	Field Goal (9-51, 3:52)	12	15
Dolphins	4	3:17	T.Tagovailoa 1 yd.	run (J.Sanders kick) (11-75, 5:46)	12	22

The Dolphins defeated the Patriots 22-12, giving the home team six wins in their last eight games against their rival at Hard Rock Stadium. As a result, Miami clinched a winning record for the 31st time in franchise history and first since 2016.

After a first half where very little went right for Miami, the Dolphins came out of the locker room looking to make a statement. Without tight end Mike Gesicki and wide receivers DeVante Parker and Jakeem Grant, the Dolphins went to the ground game. In the second half, a rushing surge helped produce three touchdowns in four second-half possessions (not including a fifth possession to run out the clock).

Trailing near the end of the third quarter, quarterback Tua Tagovailoa punctuated a lengthy Dolphins possession that covered 90 yards on 14 plays with a scramble touchdown run. On third-and-goal from the 3-yard line, Tagovailoa escaped pressure and extended the ball over the goal line to put Miami in front 15-9 (Miami converted a two-point conversion on a hook-and-lateral from Tagovailoa to Isaiah Ford and the pitch to Salvon Ahmed).

Tagovailoa, who added his second rushing touchdown of the contest on a game-clinching QB sneak late in the fourth, became the first Dolphins quarterback since 2007 (Cleo Lemon) to rush for two scores in the same game. He was one of six Dolphins to carry the football as the offense had its most successful rushing day of the season.

Rookie running back Ahmed hit career and season highs in several categories. His 31-yard run in the third quarter was the longest by a Dolphins back this season and his 122 yards marked the first time a Dolphin eclipsed the century mark on the ground since 2018.

Matt Breida also had a personal season-high with 86 yards. Patrick Laird added 20 yards on the ground, including a critical 12-yard gallop to extend a Miami drive. On third-and-8 from the New England 34-yard-line late in the third quarter, Laird took a shotgun snap up the middle to keep the Dolphins offense on the field.

The Dolphins ran for a season-high 250 yards in the victory, nearly doubling the previous high of 131 in the Week 3 win over Jacksonville. It was the team's most in a game since Dec. 24, 2016 at Buffalo (261).

Trailing 6-0 after the intermission, Miami marched 72 yards on the opening drive of the third quarter for a go-ahead touchdown. The drive was capped by a one-yard plunge from Ahmed.

Just two plays from scrimmage later, Miami extended its streak of consecutive games with a takeaway to 20 straight, the NFL's longest active streak. Cornerback Xavier Howard forced it free with linebacker Elandon Roberts falling on the ball to set the Dolphins up in Patriots territory. For Howard, it's his first forced fumble of the season to go along with his league-leading nine interceptions.

GAME STATISTICS

RUSHING (Att-Yds-TD):

New England: S. Michel 10-74, C. Newton 9-38, J. White 2-3, J. Taylor 1-2.
Miami: S. Ahmed 23-122-1, M. Breida 12-86, P. Laird 2-20, T. Tagovailoa 3-9-2, L. Bowden 1-9, M. Perry 1-4.

PASSING (A-C-Y-TD-I):

New England: C. Newton 27-17-209-0-0.
Miami: T. Tagovailoa 26-20-145-0-1.

RECEIVING (Rec-Yds-TD):

New England: J. Meyers 7-111, J. White 4-52, D. Byrd 3-24, N. Harry 1-12, S. Michel 1-8, D. Keene 1-2.
Miami: L. Bowden 6-37, D. Smythe 5-40, I. Ford 3-18, M. Hollins 2-18, P. Laird 2-12, A. Shaheen 1-15, S. Ahmed 1-5.

SACKS (Sk-Yds):

New England: A. Phillips 1-9, A. Butler 1-3.
Miami: E. Ogbah 1-9, J. Baker 1-7, Z. Sieler 1-7.

INTERCEPTIONS (Int-Yds):

New England: J. Jackson 1-5.
Miami: None.

FORCED FUMBLES:

New England: None.
Miami: Br. Jones 1, J. Baker 1, X. Howard 1.

FUMBLE RECOVERIES (No-Yds):

New England: None.
Miami: E. Roberts 1-0.

TEAM STATS

	NE	MIA
TOTAL FIRST DOWNS	18	26
By Rushing	7	15
By Passing	8	10
By Penalty	3	1
THIRD DOWN EFFICIENCY	2-9-22%	7-12-58%
FOURTH DOWN EFFICIENCY	0-1-0%	1-1-100%
TOTAL NET YARDS	303	383
Total Offensive Plays	52	70
Average gain per offensive play	5.8	5.5
NET YARDS RUSHING	117	250
Total Rushing Plays	22	42
Average gain per rushing play	5.3	6.0
NET YARDS PASSING	186	133
Sacks-Yards	3-23	2-12
Gross yards passing	209	145
ATTEMPTS-COMPLETIONS-INTS	27-17-0	26-20-1
Avg. gain per pass play	6.2	4.8
PUNTS NUMBER AND AVG.	2-46.5	3-46.7
Net Punting Average	46.5	41.3
TOTAL RETURN YARDAGE	21	0
No. and Yards Punt Returns	2-16	0-0
No. and Yards Kickoff Returns	0-0	3-45
No. and Yards Int. Returns	1-5	0-0
PENALTIES Number and Yards	2-20	7-40
FUMBLES Number and Lost	3-1	0-0
RED ZONE EFFICIENCY	0-1-0%	3-4-75%
GOAL TO GO EFFICIENCY	0-0-0%	3-4-75%
TIME OF POSSESSION	22:34	37:26

MIAMI 26	LAS VEGAS 25
-----------------	---------------------

SCORING SUMMARY					
	1	2	3	4	F
Miami	3	3	7	13	26
Las Vegas	7	6	3	9	25

Ryan Fitzpatrick helped revive the hearts of Dolphins fans everywhere. Trailing 16-13 with just over nine minutes to play, Head Coach Brian Flores went to the 16-year NFL vet in hopes of sparking the offense. Fitzpatrick delivered with three fourth-quarter scoring drives, including the one that ultimately won the game, trailing by two points with 19 seconds left.

Fitzpatrick threw for 182 yards and engineered three scoring drives to get the Dolphins back in the win column and one victory away from a postseason berth. None of Fitzpatrick's nine completions were more improbable than the pass that set up Jason Sanders to connect from 45 yards and catapult the Dolphins into the winner's circle.

With just 19 seconds and no timeouts remaining at Miami's own 25-yard line, Fitzpatrick heaved a 34-yard pass to wide receiver Mack Hollins, who was standing all alone near the Raiders' sideline. Hollins secured the catch while a roughing the passer call pushed the Dolphins to the 26-yard-line of Las Vegas.

The magic was made possible by another stellar effort from the NFL's top-ranked scoring defense. The Raiders scored just once on five red zone trips and did not convert a single third down in the game (0-for-10).

After holding down the fort for the first 56 minutes of the game, Raiders wide receiver Nelson Agholor got behind the Miami defense for an 85-yard touchdown from quarterback Derek Carr with 3:37 remaining. Kicker Daniel Carlson left the door open by missing the ensuing extra point, keeping Las Vegas' lead to just 22-16.

The Dolphins took the ensuing possession with 3:27 left in the game and drove 75 yards, with a successful Jason Sanders point after to take a 23-22 lead. The touchdown came courtesy of a 59-yard catch-and-run by running back Myles Gaskin, who made an emphatic return to the lineup.

Gaskin, after spending the previous two games out of action on the reserve/COVID-19 list, returned to his usual position as the team's bell cow. Last week, it was his college teammate (Salvon Ahmed) who led the Dolphins with 122 of the team's 250 rushing yards in the win over the Patriots. Gaskin helped continue the theme of former Washington Huskies leading a second-half offensive surge as he piled up 169 yards from scrimmage and a pair of receiving touchdowns.

SCORING DRIVES						
TEAM	QTR	TIME	PLAY (EXTRA POINT)	(DRIVE INFO)	MIA	LV
Raiders	1	8:25	D.Carr 1 yd. run	(D.Carson kick) (7-43, 2:56)	0	7
Dolphins	1	1:23	J.Sanders 37 yd. Field Goal	(12-56, 7:02)	3	7
Raiders	2	6:46	D.Carson 23 yd. Field Goal	(12-57, 4:31)	3	10
Dolphins	2	1:42	J.Sanders 39 yd. Field Goal	(11-54, 5:04)	6	10
Raiders	2	0:11	D.Carson 38 yd. Field Goal	(8-55, 1:31)	6	13
Dolphins	3	10:31	M.Gaskin 10 yd. pass from T.Tagovailoa	(J.Sanders kick) (9-75, 4:29)	13	13
Raiders	3	2:30	D.Carson 20 yd. Field Goal	(8-80, 4:21)	13	16
Dolphins	4	4:01	J.Sanders 22 yd. Field Goal	(13-84, 5:46)	16	16
Raiders	4	3:37	N.Agholor 85 yd. pass from D.Carr	(kick failed, wr) (1-75, 0:24)	16	22
Dolphins	4	2:55	M.Gaskin 59 yd. pass from R.Fitzpatrick	(J.Sanders kick) (3-75, 0:42)	23	22
Raiders	4	0:19	D.Carson 22 yd. Field Goal	(7-71, 2:36)	23	25
Dolphins	4	0:01	J.Sanders 44 yd. Field Goal	(3-49, 0:18)	26	25

GAME STATISTICS

RUSHING (Att-Yds-TD):	Miami: M. Gaskin 14-87, C. Fejedelem 1-22, T. Tagovailoa 3-11, L. Bowden 1-8, S. Ahmed 6-2. Las Vegas: J. Jacobs 13-69, J. Richard 2-19, D. Booker 6-11, H. Ruggs 1-7, D. Carr 2-(2)-1.
PASSING (A-C-Y-TD-I):	Miami: T. Tagovailoa 22-17-94-1-0, R. Fitzpatrick 13-9-182-1-0. Las Vegas: D. Carr 34-21-336-1-0.
RECEIVING (Rec-Yds-TD):	Miami: M. Gaskin 5-82-2, J. Grant 5-43, M. Gesicki 4-54, I. Ford 4-37, M. Hollins 2-42, L. Bowden 2-8, D. Smythe 2-6, A. Shaheen 1-3, S. Ahmed 1-1. Las Vegas: N. Agholor 5-155-1, D. Waller 5-112, H. Renfrow 5-34, J. Witten 2-12, D. Booker 2-8, B. Edwards 1-11, J. Richard 1-4.
SACKS (Sk-Yds):	Miami: A. Van Ginkel 2-18, J. Baker 1-4. Las Vegas: J. Hankins 1-9, C. Nassib 1-8, K. Vickers 1-6.
INTERCEPTIONS (Int-Yds):	Miami: None. Las Vegas: None.
FORCED FUMBLES:	Miami: C. Fejedelem 1. Las Vegas: None.
FUMBLE RECOVERIES (No-Yds):	Miami: C. Fejedelem 1-0. Las Vegas: None.

TEAM STATS	MIA	LV
TOTAL FIRST DOWNS	18	23
By Rushing	6	5
By Passing	10	15
By Penalty	2	3
THIRD DOWN EFFICIENCY	5-15-33%	0-10-0%
FOURTH DOWN EFFICIENCY	2-2-100%	1-2-50%
TOTAL NET YARDS	383	418
Total Offensive Plays	63	61
Average gain per offensive play	6.1	6.9
NET YARDS RUSHING	130	104
Total Rushing Plays	25	24
Average gain per rushing play	5.2	4.3
NET YARDS PASSING	253	314
Sacks-Yards	3-23	3-22
Gross yards passing	276	336
ATTEMPTS-COMPLETIONS-INTS	35-26-0	34-21-0
Avg. gain per pass play	6.7	8.5
PUNTS NUMBER AND AVG.	5-46.6	4-42.0
Net Punting Average	34.4	35.3
TOTAL RETURN YARDAGE	7	61
No. and Yards Punt Returns	1-7	5-61
No. and Yards Kickoff Returns	0-0	1-3
No. and Yards Int. Returns	0-0	0-0
PENALTIES Number and Yards	5-76	4-40
FUMBLES Number and Lost	0-0	1-1
RED ZONE EFFICIENCY	1-4-25%	1-4-25%
GOAL TO GO EFFICIENCY	0-1-0%	1-4-25%
TIME OF POSSESSION	33:01	26:59

SCORING SUMMARY

	1	2	3	4	F
Miami	3	3	7	13	26
Buffalo	0	28	7	21	56

MIAMI 26

BUFFALO 56

SCORING DRIVES

TEAM	QTR	TIME	PLAY (EXTRA POINT)	(DRIVE INFO)	MIA	BUF
Dolphins	1	8:07	J.Sanders 49 yd. Field Goal	(6-10, 2:35)	3	0
Bills	2	12:09	I.McKenzie 7 yd. pass from J.Allen	(T.Bass kick) (7-50, 3:19)	3	7
Bills	2	6:56	I.McKenzie 14 yd. pass from J.Allen	(T.Bass kick) (8-88, 2:47)	3	14
Bills	2	5:22	I.McKenzie 84 yd. punt return	(T.Bass kick)	3	21
Dolphins	2	1:44	J.Sanders 32 yd. Field Goal	(9-61, 3:38)	6	21
Bills	2	1:00	J.Brown 32 yd. pass from J.Allen	(T.Bass kick) (4-75, 0:44)	6	28
Dolphins	3	11:08	M.Gaskin 1 yd. run (J.Sanders kick)	(9-75, 3:52)	13	28
Bills	3	8:20	J.Norman 16 yd. interception return	(T.Bass kick)	13	35
Bills	4	13:44	A.Williams 18 yd. run (T.Bass kick)	(5-79, 2:45)	13	42
Bills	4	11:55	A.Williams 2 yd. run (T.Bass kick)	(3-25, 1:37)	13	49
Dolphins	4	8:40	S.Ahmed 16 yd. run (pass failed)	(9-75, 3:15)	19	49
Bills	4	6:18	G.Davis 56 yd. pass from M.Barkley	(T.Bass kick) (1-56, 0:09)	19	56
Dolphins	4	2:47	M.Perry 25 yd. pass from T.Tagovailoa	(J.Sanders kick) (8-75, 3:31)	26	56

The red-hot Buffalo Bills offense stayed true to form with a 28-point explosion in the second quarter as the Dolphins finished the season with 10 wins after a 56-26 loss in the finale in Buffalo.

Buffalo scored on three straight offensive possessions in the second quarter with a pair of Josh Allen passes going to wide receiver Isaiah McKenzie. McKenzie added an 84-yard punt return to widen the gap to 28-6 by the halftime break.

Miami received the second-half kickoff and drove 75 yards in under four minutes, capping it off with their first touchdown of the game, a 1-yard plunge by running back Myles Gaskin. Quarterback Tua Tagovailoa went to wide receiver DeVante Parker early and often with completions of 13, 16, 25 and six yards on the scoring march. Unfortunately, it was too little too late for Miami.

Parker finished the day with 116 receiving yards, his third 100-yard game of the season. Gaskin followed up his career-game last week with 83 yards from scrimmage, giving him 259 over the final two games of the season.

The positive momentum continued as Miami forced a Bills punt on the following possession, but then a receiver slipped on Miami's next drive, giving Bills cornerback Josh Norman an interception return for a touchdown to extend the Buffalo lead to 35-13.

Before Buffalo found its rhythm, Miami started the game in familiar fashion. For the 12th consecutive game, the opposition failed to score on their opening possession as Miami simultaneously extended their league-best takeaway streak with a Byron Jones interception.

It was Jones' second interception of the season and extended the Dolphins' streak to 22 consecutive games with a takeaway, dating back to last season. It's the longest active streak in the NFL and tied for the third-longest in team history.

Two quarters later, Jones' counterpart, Xavien Howard, made history. Howard's third-quarter interception gave him 10 on the season, tying Dick Westmoreland (1967) for the most in franchise history. Howard became the first NFL player with double-digit interceptions since Antonio Cromartie of the San Diego Chargers intercepted 10 passes in 2007.

GAME STATISTICS

RUSHING (Att-Yds-TD):

Miami: S. Ahmed 6-29-1, T. Tagovailoa 6-28, M. Gaskin 7-20-1, L. Bowden 1(-7).
 Buffalo: A. Williams 12-63-2, Z. Moss 3-8, D. Singletary 3-7, J. Allen 2-3, I. McKenzie 2-0, M. Barkley 3(-3).

PASSING (A-C-Y-TD-I):

Miami: T. Tagovailoa 58-35-361-1-3, L. Bowden 1-1-32-0-0.
 Buffalo: J. Allen 25-18-224-3-1, M. Barkley 13-6-164-1-1.

RECEIVING (Rec-Yds-TD):

Miami: L. Bowden 8-44, D. Parker 7-116, M. Gesicki 5-47, M. Gaskin 4-57, I. Ford 3-37, D. Smythe 3-23, S. Ahmed 3-19, M. Perry 1-25-1, A. Shaheen 1-22, M. Hollins 1-3.
 Buffalo: S. Diggs 7-76, I. McKenzie 6-65-2, J. Brown 4-72-1, G. Davis 2-107-1, D. Knox 2-29, A. Williams 1-20, Z. Moss 1-13, D. Singletary 1-6.

SACKS (Sk-Yds):

Miami: A. Van Ginkel 1-11.
 Buffalo: T. Edmunds 1-9.2

INTERCEPTIONS (Int-Yds):

Miami: X. Howard 1-6, By. Jones 1-0.
 Buffalo: D. Marlowe 2-39, J. Norman 1-16-1.

FORCED FUMBLES:

Miami: None.
 Buffalo: A. Smith 1.

FUMBLE RECOVERIES (No-Yds):

Miami: None.
 Buffalo: H. Phillips 1-0.

TEAM STATS	MIA	BUF
TOTAL FIRST DOWNS	27	24
By Rushing	5	4
By Passing	20	19
By Penalty	2	1
THIRD DOWN EFFICIENCY	3-14-21%	4-10-40%
FOURTH DOWN EFFICIENCY	1-2-50%	0-0-0%
TOTAL NET YARDS	454	455
Total Offensive Plays	80	64
Average gain per offensive play	5.7	7.1
NET YARDS RUSHING	70	78
Total Rushing Plays	20	25
Average gain per rushing play	3.5	3.1
NET YARDS PASSING	384	377
Sacks-Yards	1-9	1-11
Gross yards passing	393	388
ATTEMPTS-COMPLETIONS-INTS	59-36-3	38-24-2
Avg. gain per pass play	6.4	9.7
PUNTS NUMBER AND AVG.	5-43.6	4-53.5
Net Punting Average	26.8	45.5
TOTAL RETURN YARDAGE	18	139
No. and Yards Punt Returns	1-12	1-84
No. and Yards Kickoff Returns	0-0	2-32
No. and Yards Int. Returns	2-6	3-55
PENALTIES Number and Yards	2-20	3-16
FUMBLES Number and Lost	2-1	0-0
RED ZONE EFFICIENCY	2-3-67%	4-4-100%
GOAL TO GO EFFICIENCY	1-2-50%	1-1-100%
TIME OF POSSESSION	32:38	27:22

2020-21 TRANSACTIONS

DATE	POS	PLAYER/COACH	TRANSACTION	DATE	POS	PLAYER/COACH	TRANSACTION
July 23	DT	Ray Lima	Waived	Sept. 5	DB	Nate Brooks	Waived/Injured
July 25	WR	Ricardo Louis	Released	Sept. 5	RB	Kalen Ballage	Waived/Injury Settlement
July 25	QB	Jake Rudock	Waived	Sept. 5	WR	Lynn Bowden Jr.	Acquired by Miami in trade (LV)
July 26	LB	Trent Harris	Waived	Sept. 6	WR	Salvon Ahmed	Signed to practice squad
July 26	DE	Avery Moss	Waived	Sept. 6	WR	Antonio Callaway	Signed to practice squad
July 26	TE	Adam Shaheen	Acquired by Miami in trade (Chi.)	Sept. 6	DE	Nick Cole	Signed to practice squad
July 27	CB	Javaris Davis	Acquired off waivers (KC)	Sept. 6	S	Brian Cole	Signed to practice squad
July 27	TE	Michael Roberts	Acquired off waivers (Ind.)	Sept. 6	WR	Mike Dole	Signed to practice squad
July 27	LS	Blake Ferguson	Placed on Reserve/COVID-19 List	Sept. 6	CB	Javaris Davis	Signed to practice squad
July 27	DT	Benito Jones	Placed on Reserve/COVID-19 List	Sept. 6	CB	Tae Hayes	Signed to practice squad
July 27	CB	Cordrea Tankersley	Placed on Reserve/COVID-19 List	Sept. 6	S	Nate Holley	Signed to practice squad
July 28	CB	Xavien Howard	Placed on Active/Physically Unable to Perform List	Sept. 6	TE	Jonathan Hubbard	Signed to practice squad
July 28	CB	Xavien Howard	Placed on Active/Non-Football Injury List	Sept. 6	LB	Kylan Johnson	Signed to practice squad
July 29	DT	Ray Smith	Acquired off waivers (SF)	Sept. 6	DT	Benito Jones	Signed to practice squad
July 29	CB	Dyan Lewis	Waived	Sept. 6	WR	Kirk Merritt	Signed to practice squad
July 29	DT	Benito Jones	Activated off Reserve/COVID-19 List	Sept. 6	TE	Chris Myarick	Signed to practice squad
July 31	LB	Jerome Baker	Placed on Reserve/COVID-19 List	Sept. 6	G	Durval Queiroz Neto	Signed a international practice player (PPP)
Aug. 1	DT	Zach Sieler	Placed on Reserve/COVID-19 List	Sept. 6	DE	Tyshun Render	Signed to practice squad
Aug. 1	LS	Rex Sunahara	Signed as FA	Sept. 6	RB	Ken Webster	Signed to practice squad
Aug. 2	G	Ereck Flowers	Placed on Reserve/COVID-19 List	Sept. 6	WR	Antonio Callaway	Placed on Reserve/Suspended List
Aug. 2	LS	Blake Ferguson	Activated off Reserve/COVID-19 List	Sept. 10	LS	Matt Orzech	Signed to practice squad
Aug. 3	CB	Picasso Nelson	Acquired off waivers (Ind.)	Sept. 14	QB	Jake Rudock	Released from practice squad
Aug. 3	RB/WR	Malcolm Perry	Placed on Reserve/COVID-19 List	Sept. 14	LB	Kylan Johnson	Placed on the Practice Squad/Injured List
Aug. 4	WR	Allen Hurts	Placed on Reserve/Opt-Out List	Sept. 14	QB	Reid Sinnett	Signed to practice squad
Aug. 4	CB	Cordrea Tankersley	Activated off Reserve/COVID-19 List	Sept. 16	CB	Ken Webster	Released from practice squad
Aug. 4	CB	Cordrea Tankersley	Waived	Sept. 16	C	Tyler Gauthier	Signed to practice squad
Aug. 4	LS	Rex Sunahara	Waived	Sept. 24	CB	Tae Hayes	Elevated to the active roster
Aug. 5	WR	Albert Wilson	Placed on Reserve/Opt-Out List	Oct. 3	QB	Javaris Davis	Released from practice squad
Aug. 5	DT	Davon Godchaux	Placed on Reserve/COVID-19 List	Oct. 3	QB	Jake Rudock	Signed to practice squad
Aug. 6	CB	Javaris Davis	Waived/Non-Football Injury	Oct. 5	QB	Jake Rudock	Released from practice squad
Aug. 6	RB/WR	Malcolm Perry	Activated off Reserve/COVID-19 List	Oct. 5	CB	Javaris Davis	Signed to practice squad
Aug. 6	DT	Zach Sieler	Activated off Reserve/COVID-19 List	Oct. 9	RB	Salvon Ahmed	Promoted to active roster
Aug. 6	DT	Raekwon Davis	Placed on Reserve/COVID-19 List	Oct. 9	WR	Isiah Ford	Placed on Injured Reserve
Aug. 6	DT	Benito Jones	Placed on Reserve/COVID-19 List	Oct. 10	DE	Tyshun Render	Elevated to the active roster
Aug. 6	S	Brandon Jones	Placed on Reserve/COVID-19 List	Oct. 15	CB	Tino Ellis	Signed to practice squad
Aug. 6	CB	Samon Bryant	Placed on Reserve/COVID-19 List	Oct. 16	DT	Davon Godchaux	Placed on Injured Reserve
Aug. 6	DE	Shaq Lawson	Placed on Reserve/COVID-19 List	Oct. 17	DT	Benito Jones	Elevated to the active roster
Aug. 6	WR	Kirk Merritt	Placed on Reserve/COVID-19 List	Oct. 28	TE	Adam Shaheen	Signed Contract Extension
Aug. 7	DT	Davon Godchaux	Activated off Reserve/COVID-19 List	Oct. 31	CB	Tae Hayes	Elevated to the active roster
Aug. 7	S	Brandon Jones	Activated off Reserve/COVID-19 List	Nov. 3	DT	Benito Jones	Elevated to the active roster
Aug. 7	DE	Shaq Lawson	Activated off Reserve/COVID-19 List	Nov. 3	CB	Cordrea Tankersley	Released from practice squad
Aug. 8	WR	Ricardo Louis	Signed as FA	Nov. 2	WR	Antonio Callaway	Removed from Reserve/Suspended List
Aug. 8	DT	Ray Smith	Placed on the Reserve/Retired List	Nov. 3	RB	DeAndre Washington	Acquired by Miami in trade (KC)
Aug. 8	DT	Raekwon Davis	Activated off Reserve/COVID-19 List	Nov. 3	WR	Isiah Ford	Placed on Injured Reserve
Aug. 8	DT	Benito Jones	Activated off Reserve/COVID-19 List	Nov. 4	T	Austin Jackson	Designated to return from Injured Reserve
Aug. 8	G	Solomon Kindley	Activated off Reserve/COVID-19 List	Nov. 5	RB	Myles Gaskin	Placed on Injured Reserve
Aug. 8	WR	Kirk Merritt	Activated off Reserve/COVID-19 List	Nov. 5	WR	Matt Orzech	Released from practice squad
Aug. 9	WR	Chester Rogers	Activated off Active/Non-Football Injury List	Nov. 6	WR	Lynn Bowden Jr.	Placed on Reserve/COVID-19 List
Aug. 9	LB	Calvin Munson	Activated off Active/Non-Football Injury List	Nov. 7	T	Austin Jackson	Activated off Injured Reserve
Aug. 10	TE	Nate Wieting	Acquired off waivers (Cle.)	Nov. 7	WR	Kirk Merritt	Elevated to the active roster (COVID-19 replacement)
Aug. 11	CB	Xavien Howard	Placed on Reserve/COVID-19 List	Nov. 11	LB	Donald Payne	Signed to practice squad
Aug. 12	DT	Brandin Bryant	Signed as FA	Nov. 11	WR	Preston Williams	Placed on Injured Reserve
Aug. 12	CB	Breon Borders	Acquired off waivers (Pit.)	Nov. 12	WR	Lynn Bowden Jr.	Activated off Reserve/COVID-19 List
Aug. 13	CB	Deatrick Nichols	Signed as FA	Nov. 12	WR	Matt Cole	Placed on Reserve/COVID-19 List
Aug. 13	TE	Steven Parker	Waived	Nov. 12	DT	Kyle Van Noy	Placed on Reserve/COVID-19 List
Aug. 15	DT	Brandin Bryant	Placed on Reserve/COVID-19 List	Nov. 12	DT	Christian Wilkins	Placed on Reserve/COVID-19 List
Aug. 15	G	Ereck Flowers	Activated off Reserve/COVID-19 List	Nov. 13	DT	Benito Jones	Elevated to the active roster (COVID-19 replacement)
Aug. 16	S	Jeremiah Dinson	Acquired off waivers (Det.)	Nov. 13	TE	Chris Myarick	Elevated to the active roster (COVID-19 replacement)
Aug. 16	T	Adrian Colbert	Waived	Nov. 14	LB	Kyle Van Noy	Activated off Reserve/COVID-19 List
Aug. 16	T	Nick Kaltmayer	Waived	Nov. 14	WR	Antonio Callaway	Elevated to the active roster
Aug. 16	DT	Brandin Bryant	Activated off Reserve/COVID-19 List	Nov. 14	WR	Antonio Callaway	Elevated to the active roster
Aug. 19	LB	Vince Biegel	Placed on Injured Reserve	Nov. 16	DT	Christian Wilkins	Placed on Reserve/COVID-19 List
Aug. 19	RB	Sam Egavouen	Placed on Reserve/COVID-19 List	Nov. 16	LS	Rex Sunahara	Signed to practice squad
Aug. 20	LB	Sam Egavouen	Activated off Reserve/COVID-19 List	Nov. 16	DT	Zach Sieler	Signed Contract Extension
Aug. 22	S	Nate Holley	Signed as FA	Nov. 18	WR	Antonio Callaway	Promoted to active roster
Aug. 22	DE	Curtis Weaver	Waived/Injured	Nov. 18	DT	Benito Jones	Elevated to the active roster (COVID-19 replacement)
Aug. 25	LB	Trent Harris	Signed as FA	Nov. 18	LB	Kylan Johnson	Removed from Practice Squad/Injured List
Aug. 26	RB	Salvon Ahmed	Acquired off waivers (SF)	Nov. 18	WR	Andre Patton	Signed to practice squad
Aug. 27	RB	Kalen Ballage	Traded (NYJ)	Nov. 21	TE	Chris Myarick	Elevated to the active roster
Aug. 27	CB	Xavien Howard	Activated off Reserve/COVID-19 and Active/Physically Unable to Perform Lists	Nov. 23	CB	Tae Hayes	Released from practice squad
Aug. 27	DE	Avery Moss	Signed as FA	Nov. 23	LB	Donald Payne	Released from practice squad
Aug. 27	CB	Picasso Nelson Jr.	Waived	Nov. 23	G/T	Jesse Davis	Placed on Reserve/COVID-19 List
Aug. 27	C	Dorel Starling	Waived	Nov. 24	DT	Benito Jones	Elevated to the active roster (COVID-19 replacement)
Aug. 29	LB	Raekwon McMillan	Traded (LV)	Nov. 25	DT	Christian Wilkins	Activated off Reserve/COVID-19 List
Aug. 30	RB	Kalen Ballage	Trade with NYJ reverted	Nov. 25	RB	Myles Gaskin	Designated to return from Injured Reserve
Aug. 31	LB	James Crawford	Waived	Nov. 26	G/T	Jesse Davis	Activated off Reserve/COVID-19 List
Sept. 1	WR	Andy Jones	Signed as FA	Nov. 26	WR	Matt Cole	Activated off Reserve/COVID-19 List
Sept. 1	DE	Avery Moss	Waived	Nov. 28	QB	Reid Sinnett	Elevated to the active roster
Sept. 1	CB	Deatrick Nichols	Released	Dec. 2	DT	Benito Jones	Promoted to active roster
Sept. 2	WR	Chester Rogers	Released	Dec. 2	CB	Akeem King	Signed to practice squad
Sept. 5	RB	Salvon Ahmed	Waived	Dec. 4	RB	Matt Breida	Placed on Reserve/COVID-19 List
Sept. 5	CB	Breon Borders	Waived	Dec. 5	RB	Myles Gaskin	Activated off Injured Reserve
Sept. 5	DT	Brandin Bryant	Waived	Dec. 5	S	Nate Holley	Elevated to the active roster (COVID-19 replacement)
Sept. 5	G	Shaq Calhoun	Waived	Dec. 9	CB	Jamal Perry	Placed on Reserve/COVID-19 List
Sept. 5	WR	Matt Cole	Waived	Dec. 9	S	Nate Holley	Elevated to the active roster (COVID-19 replacement)
Sept. 5	LB	Trent Harris	Waived	Dec. 9	WR	Elijah McGuire	Signed to practice squad
Sept. 5	CB	Tae Hayes	Waived	Dec. 12	RB	Myles Gaskin	Placed on Reserve/COVID-19 List
Sept. 5	S	Nate Holley	Waived	Dec. 12	TE	Chris Myarick	Elevated to the active roster (COVID-19 replacement)
Sept. 5	T	Jonathan Hubbard	Waived	Dec. 12	DE	Tyshun Render	Elevated to the active roster (COVID-19 replacement)
Sept. 5	G	Danny Isidora	Waived	Dec. 12	RB	Elijah McGuire	Elevated to the active roster (COVID-19 replacement)
Sept. 5	WR	Gary Jennings	Waived				
Sept. 5	DT	Benito Jones	Waived				
Sept. 5	WR	Kirk Merritt	Waived				
Sept. 5	TE	Chris Myarick	Waived				
Sept. 5	G	Durval Queiroz Neto	Waived				
Sept. 5	DE	Tyshun Render	Waived				
Sept. 5	QB	Josh Rosen	Waived				
Sept. 5	G	Keaton Sutherland	Waived				
Sept. 5	CB	Ken Webster	Waived				
Sept. 5	TE	Nate Wieting	Waived				

DATE	POS.	PLAYER/COACH	TRANSACTION
Dec. 14	WR	Isaiah Ford	Signed to the practice squad
Dec. 14	WR	Elijah McGuire	Released from practice squad
Dec. 14	WR	Andre Patton	Released from practice squad
Dec. 15	WR	Kirk Merritt	Placed on Reserve/COVID-19 List
Dec. 15	WR	Andre Patton	Signed to the practice squad
Dec. 16	RB	Matt Breida	Activated off Reserve/COVID-19 List
Dec. 17	DE	Tyshun Render	Placed on Reserve/COVID-19 List
Dec. 18	CB	Jamal Perry	Activated off Reserve/COVID-19 List
Dec. 18	WR	Kirk Merritt	Activated off Reserve/COVID-19 List (Restored to Practice Squad)
Dec. 18	T	Jonathan Hubbard	Placed on Reserve/COVID-19 List
Dec. 20	WR	Isaiah Ford	Elevated to the active roster
Dec. 20	TE	Chris Myarick	Elevated to the active roster (COVID-19 replacement)
Dec. 21	WR	Antonio Callaway	Waived
Dec. 22	WR	Isaiah Ford	Elevated to the active roster (COVID-19 replacement)
Dec. 22	WR	Marcus Kemp	Signed to the practice squad
Dec. 23	T	Jonathan Hubbard	Activated off Reserve/COVID-19 List (Restored to Practice Squad)
Dec. 23	RB	Myles Gaskin	Activated off Reserve/COVID-19 List
Dec. 24	WR	Matt Cole	Released from practice squad
Dec. 30	WR	Isaiah Ford	Promoted to active roster
Dec. 30	DE	Tyshun Render	Activated off Reserve/COVID-19 List (Restored to Practice Squad)
Dec. 31	LB	Elandon Roberts	Placed on Injured Reserve
Dec. 31	QB	Ryan Fitzpatrick	Placed on Reserve/COVID-19 List
Dec. 31	QB	Jake Rudock	Signed as FA
Dec. 31	WR	Kirk Merritt	Elevated to the active roster (COVID-19 replacement)
Jan. 2	FB	Chandler Cox	Waived
Jan. 2	S	Nate Holley	Promoted to active roster
Jan. 2	WR	Marcus Kemp	Elevated to the active roster
Jan. 2	QB	Reid Sinnett	Elevated to the active roster
Jan. 5	DE	Nick Coe	Signed to futures contract
Jan. 5	S	Brian Cole	Signed to futures contract
Jan. 5	CB	Javaris Davis	Signed to futures contract
Jan. 5	CB	Tino Ellis	Signed to futures contract
Jan. 5	C	Tyler Gauthier	Signed to futures contract
Jan. 5	T	Jonathan Hubbard	Signed to futures contract
Jan. 5	LB	Kylan Johnson	Signed to futures contract
Jan. 5	TE	Chris Myarick	Signed to futures contract
Jan. 5	G	Durval Queiroz Neto	Signed to futures contract
Jan. 5	DE	Tyshun Render	Signed to futures contract
Jan. 5	QB	Reid Sinnett	Signed to futures contract
Jan. 5	LS	Rex Sunahara	Signed to futures contract
Jan. 6		Chan Gailey	Resigned as Offensive Coordinator
Jan. 6	WR	Kirk Merritt	Signed to futures contract
Jan. 6		Marion Hobby	Mutually parted ways as Defensive Line Coach
Jan. 11	QB	Ryan Fitzpatrick	Activated off Reserve/COVID-19 List
Jan. 12	RB	Jordan Scarlett	Signed to futures contract
Jan. 19		Lemuel Jeanpierre	Promoted to Offensive Line Coach
Jan. 19		Steve Marshall	Parted ways as Offensive Line Coach
Jan. 23		Charlie Frye	Named Quarterbacks Coach
Jan. 23		Robby Brown	Parted ways as Quarterbacks Coach
Jan. 25		Jordan Salkin	Named Quality Control Coach
Jan. 26	CB	Terrell Bonds	Signed to futures contract
Feb. 3	C	Cameron Tom	Signed to futures contract
Feb. 16	K	Jason Sanders	Signed Contract Extension
March 8	LB	Calvin Munson	Placed Exclusive Rights Tender
March 8	CB	Nik Needham	Placed Exclusive Rights Tender
March 8	CB	Jamal Perry	Placed Exclusive Rights Tender
March 10	LB	Kyle Van Noy	Released
March 11		Danny Crossman	Promoted to Assistant Head Coach/Special Teams Coordinator
March 11		George Godsey	Promoted to Co-Offensive Coordinator/Tight Ends
March 11		Eric Studesville	Promoted to Co-Offensive Coordinator/Running Backs
March 11		Charles Burks	Promoted to Cornerbacks Coach
March 11		Austin Clark	Promoted to Defensive Line Coach
March 11		Shawn Flaherty	Promoted to Assistant Offensive Line Coach
March 11		Mike Judge	Promoted to Assistant Tight Ends Coach
March 11		Rob Leonard	Promoted to Outside Linebackers Coach
March 15	P	Michael Palardy	Signed as FA
March 16	LB	Vince Biegel	Re-signed
March 17	LB	Benardrick McKinney	Acquired by Miami in trade (Hou.)
March 17	DE	Shaq Lawson	Traded (Hou.)
March 17	T	Isaiah Wilson	Acquired by Miami in trade (Ten.)
March 17	T	Adam Pankey	Re-signed
March 18	CB	Justin Coleman	Signed as FA
March 18	WR	Robert Foster	Signed as FA
March 18	QB	Jacoby Brissett	Signed as UFA (Ind.)
March 18	RB	Malcolm Brown	Signed as UFA (LAR)
March 18	DL	Adam Butler	Signed as UFA (IND)
March 18	TE	Cethan Carter	Signed as UFA (Cin.)
March 19	C	Matt Skura	Signed as UFA (Bal.)
March 20	WR	William Fuller V	Signed as UFA (Hou.)
March 20	T	Isaiah Wilson	Waived
March 22	LB	Brennan Scarlett	Signed as UFA (Hou.)

DATE	POS.	PLAYER/COACH	TRANSACTION
March 22	LB	Duke Riley	Signed as UFA (Phi.)
March 23	WR	Mack Hollins	Re-signed
March 23	WR	Kai Lockley	Signed as FA
March 24	LB	Elandon Roberts	Re-signed
April 2	DT	John Jenkins	Signed as UFA (Chi.)
April 14	LB	Calvin Munson	Signed Exclusive Rights Free Agent Tender
April 14	CB	Jamal Perry	Signed Exclusive Rights Free Agent Tender
April 19	CB	Nik Needham	Signed Exclusive Rights Free Agent Tender
April 20	OL	D.J. Fluker	Signed as UFA (Bal.)
April 28	G	Ereck Flowers	Traded (Was.)
April 29	WR	Jaylen Waddle	Selected in NFL Draft – D1a, '21
April 29	LB	Jaelan Phillips	Selected in NFL Draft – D1b, '21
April 30	S	Jevon Holland	Selected in NFL Draft – D2a, '21
April 30	T	Liam Eichenberg	Selected in NFL Draft – D2b, '21
April 30	TE	Hunter Long	Selected in NFL Draft – D3, '21
May 1	T	Larnel Coleman	Selected in NFL Draft – D7a, '21
May 1	RB	Gerrid Doaks	Selected in NFL Draft – D7b, '21
May 6	S	Bobby McCain	Released
May 6	TE	Jibri Blount	Signed as FA
May 7	DB	Jason McCourty	Signed as FA
May 13	CB	Jaylin Askew	Signed as undrafted college FA
May 13	DT	Jerome Johnson	Signed as undrafted college FA
May 13	G	Robert Jones	Signed as undrafted college FA
May 13	FB	Carl Tucker	Signed as undrafted college FA
May 13	T	Larnel Coleman	Signed (D7a, '21)
May 13	RB	Gerrid Doaks	Signed (D7b, '21)
May 14	WR	Jaylen Waddle	Signed (D1a, '21)
May 18	CB	Trill Williams	Acquired off waivers (NO)
May 20	T	Timon Parris	Signed as FA
June 9	LB	Jaelan Phillips	Signed (D1b, '21)
June 13	LB	Jerome Baker	Signed Contract Extension
June 14	T	Timon Parris	Waived
June 14	OL	Jermaine Eluemunor	Signed as FA
July 16	WR	Isaiah Ford	Signed as FA
July 16	S	Brian Cole	Waived
July 16	C	Tyler Gauthier	Waived
July 19	T	Timon Parris	Signed as FA
July 23	DE	Nick Coe	Waived
July 23	LS	Rex Sunahara	Waived
July 23	LB	Shaquem Griffin	Signed as FA
July 23	CB	Cre'Von LeBlanc	Signed as FA
July 23	S	Jevon Holland	Signed (D2a, '21)
July 26	TE	Hunter Long	Signed (D3, '21)
July 26	TE	Jibri Blount	Waived/Injury Settlement
July 26	TE	Carson Meier	Signed as FA
July 27	T	Liam Eichenberg	Signed (D2b, '21)
July 28	OL	D.J. Fluker	Placed on Active/Physically Unable to Perform List
July 28	WR	DeVante Parker	Placed on Active/Physically Unable to Perform List
July 28	LB	Elandon Roberts	Placed on Active/Physically Unable to Perform List
July 28	WR	Preston Williams	Placed on Active/Physically Unable to Perform List
July 28	T	Larnel Coleman	Placed on Reserve/COVID-19 List
July 28	G	Tyler Marz	Signed as FA
July 29	OL	D.J. Fluker	Placed on Injured Reserve
July 29	G	Ross Reynolds	Signed as FA
July 30	T	Larnel Coleman	Activated off Reserve/COVID-19 List
July 30	G	Ross Reynolds	Waived
Aug. 1	TE	Cethan Carter	Placed on Reserve/COVID-19 List
Aug. 1	TE	Mike Gesicki	Placed on Reserve/COVID-19 List
Aug. 1	TE	Adam Shaheen	Placed on Reserve/COVID-19 List

* all transactions as of Aug. 1, 2021

ALL-TIME RESULTS VS. NFL TEAMS

(Records include postseason games)

MIAMI 10, ARIZONA 3

(formerly St. Louis, Phoenix)

11/27/72	– at Miami 31, St. Louis 10
11/24/77	– Miami 55, at St. Louis 14
10/1/78	– at Miami 24, St. Louis 10
9/6/81	– Miami 20, at St. Louis 7
9/30/84	– Miami 36, at St. Louis 28
11/4/90	– at Miami 23, Phoenix 3
9/8/96	– Miami 38, at Arizona 10
9/19/99	– at Miami 19, Arizona 16
11/7/04	– Arizona 24, at Miami 23
9/14/08	– at Arizona 31, Miami 10
9/30/12	– at Arizona 24, Miami 21 (ot)
12/11/16	– at Miami 26, Arizona 23
11/8/20	– Miami 34, at Arizona 31

MIAMI 9, ATLANTA 4

11/30/70	– Miami 20, at Atlanta 7
11/3/74	– at Miami 42, Atlanta 7
9/21/80	– Miami 20, at Atlanta 17
12/10/83	– at Miami 31, Atlanta 24
11/30/86	– Atlanta 20, at Miami 14
10/11/92	– at Miami 21, Atlanta 17
12/3/95	– at Miami 21, Atlanta 20
12/27/98	– at Atlanta 38, Miami 16
12/30/01	– at Miami 21, Atlanta 14
11/6/05	– Atlanta 17, at Miami 10
9/13/09	– at Atlanta 19, Miami 7
9/22/13	– at Miami 27, Atlanta 23
10/15/17	– Miami 20, at Atlanta 17

BALTIMORE 10, MIAMI 6

10/19/97	– Miami 24, at Baltimore 13
9/17/00	– at Miami 19, Baltimore 6
1/13/02	– *Baltimore 20, at Miami 3
11/17/02	– at Miami 26, Baltimore 7
11/16/03	– at Miami 9, Baltimore 6 (ot)
1/2/05	– at Baltimore 30, Miami 23
12/16/07	– at Miami 22, Baltimore 16 (ot)
10/19/08	– Baltimore 27, at Miami 13
1/4/09	– *Baltimore 27, at Miami 9
11/7/10	– at Baltimore 26, Miami 10
10/6/13	– Baltimore 26, at Miami 23
12/7/14	– Baltimore 28, at Miami 13
12/6/15	– at Miami 15, Baltimore 13
12/4/16	– at Baltimore 38, Miami 6
10/26/17	– at Baltimore 40, Miami 0
9/8/19	– Baltimore 59, at Miami 10

MIAMI 61, BUFFALO 52 (1 TIE)

9/18/66	– at Buffalo 58, Miami 24
11/6/66	– Buffalo 29, at Miami 0
11/5/67	– at Buffalo 35, Miami 13
11/26/67	– at Miami 17, Buffalo 14
10/12/68	– at Miami 14, Buffalo 14 (tie)
11/10/68	– Miami 21, at Buffalo 17
10/26/69	– at Miami 24, Buffalo 6
11/16/69	– at Buffalo 28, Miami 3
10/18/70	– Miami 33, at Buffalo 14

12/20/70	– at Miami 45, Buffalo 7
9/26/71	– Miami 29, at Buffalo 14
11/7/71	– at Miami 34, Buffalo 0
10/22/72	– at Miami 24, Buffalo 23
11/5/72	– Miami 30, at Buffalo 16
10/21/73	– at Miami 27, Buffalo 6
11/18/73	– Miami 17, at Buffalo 0
9/22/74	– Miami 24, at Buffalo 16
11/17/74	– at Miami 35, Buffalo 28
10/26/75	– Miami 35, at Buffalo 30
12/7/75	– at Miami 31, Buffalo 21
9/13/76	– Miami 30, at Buffalo 21
12/5/76	– at Miami 45, Buffalo 27
9/18/77	– Miami 13, at Buffalo 0
12/17/77	– at Miami 31, Buffalo 14
9/17/78	– at Miami 31, Buffalo 24
11/12/78	– Miami 25, at Buffalo 24
9/2/79	– Miami 9, at Buffalo 7
10/14/79	– at Miami 17, Buffalo 7
9/7/80	– at Buffalo 17, Miami 7
10/19/80	– at Miami 17, Buffalo 14
10/12/81	– at Buffalo 31, Miami 21
12/19/81	– at Miami 16, Buffalo 6
11/21/82	– Miami 9, at Buffalo 7
12/27/82	– at Miami 27, Buffalo 10
9/4/83	– Miami 12, at Buffalo 0
10/9/83	– Buffalo 38, at Miami 35 (ot)
9/17/84	– Miami 21, at Buffalo 17
10/28/84	– at Miami 38, Buffalo 7
11/24/85	– Miami 23, at Buffalo 14
12/22/85	– at Miami 28, Buffalo 0
10/12/86	– at Miami 27, Buffalo 14
11/16/86	– Miami 34, at Buffalo 24
10/25/87	– Buffalo 34, at Miami 31 (ot)
11/29/87	– at Buffalo 27, Miami 0
9/11/88	– at Buffalo 9, Miami 6
11/14/88	– Buffalo 31, at Miami 6
9/10/89	– Buffalo 27, at Miami 24
10/29/89	– at Buffalo 31, Miami 17
9/16/90	– at Miami 30, Buffalo 7
12/23/90	– at Buffalo 24, Miami 14
1/12/91	– *at Buffalo 44, Miami 34
9/1/91	– at Buffalo 35, Miami 31
11/18/91	– Buffalo 41, at Miami 27
10/4/92	– Miami 37, at Buffalo 10
11/16/92	– Buffalo 26, at Miami 20
1/17/93	– **Buffalo 29, at Miami 10
9/26/93	– Miami 22, at Buffalo 13
12/19/93	– Buffalo 47, at Miami 34
10/9/94	– at Buffalo 21, Miami 11
12/4/94	– Buffalo 42, at Miami 31
10/29/95	– at Miami 23, Buffalo 6
12/17/95	– at Buffalo 23, Miami 20
12/30/95	– *at Buffalo 37, Miami 22
10/13/96	– Miami 21, at Buffalo 7
12/16/96	– at Miami 16, Buffalo 14
11/2/97	– at Buffalo 9, Miami 6
11/17/97	– at Miami 30, Buffalo 13
9/13/98	– at Miami 13, Buffalo 7
11/1/98	– at Buffalo 30, Miami 24
1/2/99	– *at Miami 24, Buffalo 17
10/4/99	– Buffalo 23, at Miami 18
11/14/99	– at Buffalo 23, Miami 3
10/8/00	– at Miami 22, Buffalo 13

12/3/00 – Miami 33, at Buffalo 6
 11/25/01 – Miami 34, at Buffalo 27
 1/6/02 – at Miami 34, Buffalo 7
 10/20/02 – Buffalo 20, at Miami 10
 12/1/02 – at Buffalo 38, Miami 21
 9/21/03 – at Miami 17, Buffalo 7
 12/21/03 – Miami 20, at Buffalo 3
 10/17/04 – at Buffalo 20, Miami 13
 12/5/04 – Buffalo 42, at Miami 32
 10/9/05 – at Buffalo 20, Miami 14
 12/4/05 – at Miami 24, Buffalo 23
 9/17/06 – Buffalo 16, at Miami 6
 12/17/06 – at Buffalo 21, Miami 0
 11/11/07 – Buffalo 13, at Miami 10
 12/9/07 – at Buffalo 38, Miami 17
 10/26/08 – at Miami 25, Buffalo 16
 12/7/08 – Miami 16, at Buffalo 3 (at Toronto)
 10/4/09 – at Miami 38, Buffalo 10
 11/29/09 – at Buffalo 31, Miami 14
 9/12/10 – Miami 15, at Buffalo 10
 12/19/10 – Buffalo 17, at Miami 14
 11/20/11 – at Miami 35, Buffalo 8
 12/18/11 – Miami 30, at Buffalo 23
 11/15/12 – at Buffalo 19, Miami 14
 12/23/12 – at Miami 24, Buffalo 10
 10/20/13 – Buffalo 23, at Miami 21
 12/22/13 – at Buffalo 19, Miami 0
 9/14/14 – at Buffalo 29, Miami 10
 11/13/14 – at Miami 22, Buffalo 9
 9/27/15 – at Buffalo 41, at Miami 14
 11/8/15 – at Buffalo 33, Miami 17
 10/23/16 – at Miami 28, Buffalo 25
 12/24/16 – Miami 34, at Buffalo 31 (ot)
 12/17/17 – at Buffalo 24, Miami 16
 12/31/17 – Buffalo 22, at Miami 16
 12/2/18 – at Miami 21, Buffalo 17
 12/30/18 – at Buffalo 42, Miami 17
 10/20/19 – at Buffalo 31, Miami 21
 11/17/19 – Buffalo 37, at Miami 10
 9/20/20 – Buffalo 31, at Miami 28
 1/3/21 – at Buffalo 56, Miami 26

MIAMI 4, CAROLINA 2

11/15/98 – Miami 13, at Carolina 9
 11/4/01 – at Miami 23, Carolina 6
 9/25/05 – at Miami 27, Carolina 24
 11/19/09 – Miami 24, at Carolina 17
 11/24/13 – Carolina 20, at Miami 16
 11/13/17 – at Carolina 45, Miami 21

MIAMI 9, CHICAGO 4

11/29/71 – at Miami 34, Chicago 3
 11/2/75 – Miami 46, at Chicago 13
 9/23/79 – at Miami 31, Chicago 16
 12/2/85 – at Miami 38, Chicago 24
 9/4/88 – at Chicago 34, Miami 7
 11/24/91 – Miami 16, at Chicago 13 (ot)
 11/13/94 – Chicago 17, at Miami 14
 10/27/97@ – Chicago 36, at Miami 33 (ot)
 12/9/02 – at Miami 27, Chicago 9
 11/5/06 – Miami 31, at Chicago 13
 11/18/10 – Chicago 16, at Miami 0
 10/19/14 – Miami 27, at Chicago 14
 10/14/18 – at Miami 31, Chicago 28 (ot)

MIAMI 18, CINCINNATI 7

10/20/68 – Miami 24, at Cincinnati 22
 11/17/68 – Cincinnati 38, at Miami 21
 9/14/69 – at Cincinnati 27, Miami 21
 10/10/71 – Miami 23, at Cincinnati 13
 12/23/73 – *at Miami 34, Cincinnati 16
 12/2/74 – at Miami 24, Cincinnati 3
 11/20/77 – at Cincinnati 23, Miami 17
 10/9/78 – at Miami 21, Cincinnati 0
 9/14/80 – at Miami 17, Cincinnati 16
 11/28/83 – at Miami 38, Cincinnati 14
 11/8/87 – Miami 20, at Cincinnati 14
 10/15/89 – Miami 20, at Cincinnati 13
 12/9/91 – at Miami 37, Cincinnati 13
 10/2/94 – Miami 23, at Cincinnati 7
 10/1/95 – Miami 26, at Cincinnati 23
 10/1/00 – Miami 31, at Cincinnati 16
 9/19/04 – at Cincinnati 16, Miami 13
 12/30/07 – Cincinnati 38, at Miami 25
 10/31/10 – Miami 22, at Cincinnati 14
 10/7/12 – Miami 17, at Cincinnati 13
 10/31/13 – at Miami 22, Cincinnati 20 (ot)
 9/29/16 – at Cincinnati 22, Miami 7
 10/7/18 – at Cincinnati 27, Miami 17
 12/22/19 – at Miami 38, Cincinnati 35 (ot)
 12/6/20 – at Miami 19, Cincinnati 7

MIAMI 11, CLEVELAND 9

10/25/70 – Cleveland 28, at Miami 0
 12/24/72 – *at Miami 20, Cleveland 14
 10/15/73 – Miami 17, at Cleveland 9
 11/28/76 – at Cleveland 17, Miami 13
 11/18/79 – at Cleveland 30, Miami 24 (ot)
 1/4/86 – *at Miami 24, Cleveland 21
 11/10/86 – at Cleveland 26, Miami 16
 12/12/88 – at Miami 38, Cleveland 31
 10/8/89 – at Miami 13, Cleveland 10 (ot)
 11/25/90 – Miami 30, at Cleveland 13
 9/14/92 – Miami 27, at Cleveland 23
 10/10/93 – Miami 24, at Cleveland 14
 12/26/04 – at Miami 10, Cleveland 7
 11/20/05 – at Cleveland 22, Miami 0
 10/14/07 – at Cleveland 41, Miami 31
 12/5/10 – Cleveland 13, at Miami 10
 9/25/11 – at Cleveland 17, Miami 16
 9/8/13 – Miami 23, at Cleveland 10
 9/25/16 – at Miami 30, Cleveland 24 (ot)
 11/24/19 – at Cleveland 41, Miami 24

DALLAS 8, MIAMI 7

1/16/72 – ***Dallas 24, Miami 3
 11/22/73 – Miami 14, at Dallas 7
 11/5/78 – at Miami 23, Dallas 16
 10/25/81 – at Dallas 28, Miami 27
 12/17/84 – at Miami 28, Dallas 21
 11/22/87 – Miami 20, at Dallas 14
 11/19/89 – Miami 17, at Dallas 14
 11/25/93 – Miami 16, at Dallas 14
 10/27/96 – Dallas 29, at Miami 10
 11/25/99 – at Dallas 20, Miami 0
 11/27/03 – Miami 40, at Dallas 21
 9/16/07 – Dallas 37, at Miami 20
 11/24/11 – at Dallas 20, Miami 19
 11/22/15 – Dallas 24, at Miami 14
 9/22/19 – at Dallas 31, Miami 6

MIAMI 12, DENVER 7 (1 TIE)

10/16/66	– at Miami 24, Denver 7
12/4/66	– at Denver 17, Miami 7
9/17/67	– at Miami 35, Denver 21
10/27/68	– at Denver 21, Miami 14
12/7/69	– at Miami 27, Denver 24
9/19/71	– Miami 10, at Denver 10 (tie)
12/20/75	– at Miami 14, Denver 13
9/29/85	– Miami 30, at Denver 26
12/21/98	– at Miami 31, Denver 21
1/9/99	– *at Denver 38, Miami 3
9/13/99	– Miami 38, at Denver 21
12/2/01	– at Miami 21, Denver 10
10/13/02	– Miami 24, at Denver 22
12/12/04	– at Denver 20, Miami 17
9/11/05	– at Miami 34, Denver 10
11/2/08	– Miami 26, at Denver 17
10/23/11	– Denver 18, at Miami 15 (ot)
11/23/14	– at Denver 39, Miami 36
12/3/17	– at Miami 35, Denver 9
11/22/20	– at Denver 20, Miami 13

MIAMI 7, DETROIT 5

12/15/73	– at Miami 34, Detroit 7
12/9/79	– Miami 28, at Detroit 10
10/27/85	– at Detroit 31, Miami 21
9/15/91	– at Detroit 17, Miami 13
12/25/94	– at Miami 27, Detroit 20
12/7/97	– at Miami 33, Detroit 30
11/5/00	– Miami 23, at Detroit 8
9/8/02	– at Miami 49, Detroit 21
11/23/06	– Miami 27, at Detroit 10
12/26/10	– Detroit 34, at Miami 27
11/9/14	– at Detroit 20, Miami 16
10/21/18	– Detroit 32, at Miami 21

MIAMI 10, GREEN BAY 5

12/19/71	– at Miami 27, Green Bay 6
10/5/75	– Miami 31, at Green Bay 7
10/28/79	– at Miami 27, Green Bay 7
12/8/85	– Miami 34, at Green Bay 24
9/18/88	– at Miami 24, Green Bay 17
10/22/89	– at Miami 23, Green Bay 20
9/22/91	– at Miami 16, Green Bay 13
9/11/94	– Miami 24, at Green Bay 14 (at Mil.)
9/14/97	– at Green Bay 23, Miami 18
10/29/00	– at Miami 28, Green Bay 20
11/4/02	– at Green Bay 24, Miami 10
10/22/06	– Green Bay 34, at Miami 24
10/17/10	– Miami 23, at Green Bay 20 (ot)
10/12/14	– Green Bay 27, at Miami 24
11/11/18	– at Green Bay 31, Miami 12

HOUSTON 8, MIAMI 1

9/7/03	– Houston 21, at Miami 20
10/1/06	– at Houston 17, Miami 15
10/7/07	– at Houston 22, Miami 19
10/12/08	– at Houston 29, Miami 28
12/27/09	– Houston 27, at Miami 20
9/18/11	– Houston 23, at Miami 13
9/9/12	– at Houston 30, Miami 10
10/25/15	– at Miami 44, Houston 26
10/25/18	– at Houston 42, Miami 23

MIAMI 48, INDIANAPOLIS 27

(formerly Baltimore)

11/1/70	– at Baltimore 35, Miami 0
11/22/70	– at Miami 34, Baltimore 17
11/21/71	– at Miami 17, Baltimore 14
12/11/71	– at Baltimore 14, Miami 3
1/2/72	– **at Miami 21, Baltimore 0
10/29/72	– Miami 23, at Baltimore 0
12/16/72	– at Miami 16, Baltimore 0
11/11/73	– at Miami 44, Baltimore 0
12/9/73	– at Baltimore 16, Miami 3
10/27/74	– at Miami 17, Baltimore 7
12/8/74	– Miami 17, at Baltimore 16
11/23/75	– Baltimore 33, at Miami 17
12/14/75	– at Baltimore 10, Miami 7 (ot)
10/10/76	– at Baltimore 28, Miami 14
11/22/76	– Baltimore 17, at Miami 16
10/9/77	– at Baltimore 45, Miami 28
12/5/77	– at Miami 17, Baltimore 6
9/10/78	– Miami 42, at Baltimore 0
10/29/78	– at Miami 26, Baltimore 8
11/11/79	– at Miami 19, Baltimore 0
11/25/79	– Miami 28, at Baltimore 24
10/5/80	– Baltimore 30, at Miami 17
12/14/80	– Miami 24, at Baltimore 14
9/27/81	– Miami 31, at Baltimore 28
11/1/81	– at Miami 27, Baltimore 10
9/19/82	– at Miami 24, Baltimore 20
1/2/83	– Miami 34, at Baltimore 7
10/23/83	– Miami 21, at Baltimore 7
11/20/83	– at Miami 37, Baltimore 0
9/23/84	– at Miami 44, Indianapolis 7
12/9/84	– Miami 35, at Indianapolis 17
9/15/85	– at Miami 30, Indianapolis 13
11/17/85	– Miami 34, at Indianapolis 20
9/14/86	– at Miami 30, Indianapolis 10
10/26/86	– Miami 17, at Indianapolis 13
9/20/87	– Miami 23, at Indianapolis 10
11/15/87	– Indianapolis 40, at Miami 21
9/25/88	– at Indianapolis 15, Miami 13
12/4/88	– Indianapolis 31, at Miami 28
11/5/89	– at Miami 19, Indianapolis 13
12/17/89	– at Indianapolis 42, Miami 13
10/28/90	– Miami 27, at Indianapolis 7
12/30/90	– at Miami 23, Indianapolis 17
9/8/91	– at Miami 17, Indianapolis 6
11/3/91	– Miami 10, at Indianapolis 6
10/25/92	– Indianapolis 31, at Miami 20
11/8/92	– Miami 28, at Indianapolis 0
9/5/93	– Miami 24, at Indianapolis 20
10/24/93	– at Miami 41, Indianapolis 27
11/6/94	– at Miami 22, Indianapolis 21
12/18/94	– at Indianapolis 10, Miami 6
10/8/95	– Indianapolis 27, at Miami 24 (ot)
11/26/95	– at Indianapolis 36, Miami 28
9/23/96	– at Indianapolis 10, Miami 6
11/10/96	– at Miami 37, Indianapolis 13
8/31/97	– at Miami 16, Indianapolis 10
12/14/97	– at Indianapolis 41, Miami 0
9/6/98	– Miami 24, at Indianapolis 15
11/8/98	– at Miami 27, Indianapolis 14
10/10/99	– Miami 34, at Indianapolis 31
12/5/99	– Indianapolis 37, at Miami 34
11/26/00	– Miami 17, at Indianapolis 14
12/17/00	– Indianapolis 20, at Miami 13
12/30/00	– *at Miami 23, Indianapolis 17 (ot)
11/11/01	– Miami 27, at Indianapolis 24

12/10/01 – at Miami 41, Indianapolis 6
 9/15/02 – Miami 21, at Indianapolis 13
 11/2/03 – Indianapolis 23, at Miami 17
 12/31/06 – at Indianapolis 27, Miami 22
 9/21/09 – Indianapolis 27, at Miami 23
 11/4/12 – at Indianapolis 23, Miami 20
 9/15/13 – Miami 24, at Indianapolis 20
 12/27/15 – Indianapolis 18, at Miami 12
 11/25/18 – at Indianapolis 27, Miami 24
 11/10/19 – Miami 16, at Indianapolis 12

MIAMI 5, JACKSONVILLE 5

10/12/98 – at Jacksonville 28, Miami 21
 1/15/00 – *at Jacksonville 62, Miami 7
 10/12/03 – Miami 24, at Jacksonville 10
 12/3/06 – Jacksonville 24, at Miami 10
 12/13/09 – Miami 14, at Jacksonville 10
 12/16/12 – at Miami 24, Jacksonville 3
 10/26/14 – Miami 27, at Jacksonville 13
 9/20/15 – at Jacksonville 23, Miami 20
 12/23/18 – Jacksonville 17, at Miami 7
 9/24/20 – Miami 31, at Jacksonville 13

MIAMI 16, KANSAS CITY 15

11/13/66 – at Kansas City 34, Miami 16
 12/11/66 – Kansas City 19, at Miami 18
 9/24/67 – Kansas City 24, at Miami 0
 10/8/67 – at Kansas City 41, Miami 0
 9/28/68 – Kansas City 48, at Miami 3
 10/19/69 – at Kansas City 17, Miami 10
 12/25/71 – *Miami 27, at Kansas City 24 (2ot)
 9/17/72 – Miami 20, at Kansas City 10
 10/20/74 – at Miami 9, Kansas City 3
 10/17/76 – Kansas City 20, at Miami 17(ot)
 12/13/81 – Miami 17, at Kansas City 7
 9/25/83 – at Miami 14, Kansas City 6
 9/22/85 – at Miami 31, Kansas City 0
 10/11/87 – at Miami 42, Kansas City 0
 12/3/89 – at Kansas City 26, Miami 21
 12/24/89 – Kansas City 27, at Miami 24
 1/5/91 – *at Miami 17, Kansas City 16
 10/13/91 – at Kansas City 42, Miami 7
 10/31/93 – at Miami 30, Kansas City 10
 12/12/94 – at Miami 45, Kansas City 28
 12/31/94 – *at Miami 27, Kansas City 17
 12/11/95 – at Miami 13, Kansas City 6
 10/5/97 – at Miami 17, Kansas City 14
 9/29/02 – at Kansas City 48, Miami 30
 10/21/05% – Kansas City 30, at Miami 20
 11/12/06 – at Miami 13, Kansas City 10
 12/21/08 – Miami 38, at Kansas City 31
 11/6/11 – Miami 31, at Kansas City 3
 9/21/14 – Kansas City 34, at Miami 15
 12/24/17 – at Kansas City 29, Miami 13
 12/13/20 – Kansas City 33, at Miami 27

LAS VEGAS 20, MIAMI 19 (1 TIE)

(formerly Oakland and Los Angeles)

9/2/66 – Oakland 23, at Miami 14
 10/9/66 – at Oakland 21, Miami 10
 11/19/67 – at Oakland 31, Miami 17
 9/21/68 – Oakland 47, at Miami 21
 9/20/69 – at Oakland 20, Miami 17
 10/4/69 – at Miami 20, Oakland 20 (tie)
 10/3/70 – at Miami 20, Oakland 13
 12/27/70 – *at Oakland 21, Miami 14

9/23/73 – at Oakland 12, Miami 7 (at Berkeley)
 12/30/73 – **at Miami 27, Oakland 10
 12/21/74 – *at Oakland 28, Miami 26
 9/22/75 – Oakland 31, at Miami 21
 12/10/78 – at Miami 23, Oakland 6
 10/8/79 – at Oakland 13, Miami 3
 11/2/80 – at Oakland 16, Miami 10
 11/15/81 – Oakland 33, at Miami 17
 9/19/83 – at L.A. Raiders 27, Miami 14
 12/2/84 – L.A. Raiders 45, at Miami 34
 10/19/86 – L.A. Raiders 30, at Miami 28
 10/9/88 – Miami 24, at L.A. Raiders 14
 11/19/90 – L.A. Raiders 13, at Miami 10
 12/14/92 – at Miami 20, L.A. Raiders 7
 10/16/94 – at Miami 20, L.A. Raiders 17(ot)
 12/1/96 – at Oakland 17, Miami 7
 11/30/97 – Miami 34, at Oakland 16
 12/6/98 – Miami 27, at Oakland 17
 10/31/99 – Miami 16, at Oakland 9
 1/6/01 – *at Oakland 27, Miami 0
 9/23/01 – at Miami 18, Oakland 15
 12/15/02 – at Miami 23, Oakland 17
 11/27/05 – Miami 33, at Oakland 21
 9/30/07 – Oakland 35, at Miami 17
 11/16/08 – at Miami 17, Oakland 15
 11/28/10 – Miami 33, at Oakland 17
 12/4/11 – at Miami 34, Oakland 14
 9/16/12 – at Miami 35, Oakland 13
 9/28/14 – Miami 38, at Oakland 14 (at London, England)
 11/5/17 – Oakland 27, at Miami 24
 9/23/18 – at Miami 28, Oakland 20
 12/26/20 – Miami 26, at Las Vegas 25

MIAMI 19, L.A. CHARGERS 16

(formerly San Diego)

10/2/66 – at San Diego 44, Miami 10
 11/12/67 – at San Diego 24, Miami 0
 12/10/67 – at Miami 41, San Diego 24
 11/3/68 – at San Diego 34, Miami 28
 10/11/69 – San Diego 21, at Miami 14
 10/15/72 – at Miami 24, San Diego 10
 9/29/74 – Miami 28, at San Diego 21
 10/30/77 – San Diego 14, at Miami 13
 10/15/78 – Miami 28, at San Diego 21
 11/20/80 – San Diego 27, at Miami 24 (ot)
 1/2/82 – *San Diego 41, at Miami 38 (ot)
 1/16/83 – *at Miami 34, San Diego 13
 11/18/84 – at San Diego 34, Miami 28 (ot)
 9/7/86 – at San Diego 50, Miami 28
 10/16/88 – at Miami 31, San Diego 28
 12/15/91 – at San Diego 38, Miami 30
 1/10/93 – *at Miami 31, San Diego 0
 12/27/93 – at San Diego 45, Miami 20
 1/8/95 – * at San Diego 22, Miami 21
 11/5/95 – Miami 24, at San Diego 14
 12/19/99 – at Miami 12, San Diego 9
 11/12/00 – Miami 17, at San Diego 7
 11/24/02 – at Miami 30, San Diego 3
 10/27/03 – Miami 26, at San Diego 10 (at Tempe, Ariz.)
 12/11/05 – Miami 23, at San Diego 21
 10/5/08 – at Miami 17, San Diego 10
 9/27/09 – at San Diego 23, Miami 13
 10/2/11 – at San Diego 26, Miami 16
 11/17/13 – at Miami 20, San Diego 16
 11/2/14 – at Miami 37, San Diego 0
 12/20/15 – at San Diego 30, Miami 14

11/13/16 – Miami 31, at San Diego 24
 9/17/17 – Miami 19, at L.A. Chargers 17
 9/29/19 – L.A. Chargers 30, at Miami 10
 11/15/20 – at Miami 29, L.A. Chargers 21

MIAMI 12, L.A. RAMS 2

(formerly St. Louis)

10/31/71 – Miami 20, at L.A. Rams 14
 10/3/76 – L.A. Rams 31, at Miami 28
 11/9/80 – Miami 35, at L.A. Rams 14
 10/30/83 – at Miami 30, L.A. Rams 14
 12/14/86 – Miami 37, at L.A. Rams 31 (ot)
 9/20/92 – at Miami 26, L.A. Rams 10
 12/24/95 – Miami 41, at St. Louis 22
 10/18/98 – at Miami 14, St. Louis 0
 9/30/01 – at St. Louis 42, Miami 10
 10/24/04 – at Miami 31, St. Louis 14
 11/30/08 – Miami 16, at St. Louis 12
 10/14/12 – at Miami 17, St. Louis 14
 11/20/16 – Miami 14, at L.A. Rams 10
 11/1/20 – at Miami 28, L.A. Rams 17

MIAMI 8, MINNESOTA 5

10/1/72 – Miami 16, at Minnesota 14
 1/13/74 – ***Miami 24, Minnesota 7
 12/11/76 – Minnesota 29, at Miami 7
 9/16/79 – Miami 27, at Minnesota 12
 12/5/82 – at Miami 22, Minnesota 14
 10/2/88 – at Miami 24, Minnesota 7
 9/25/94 – at Minnesota 38, Miami 35
 9/10/00 – at Minnesota 13, Miami 7
 12/21/02 – at Minnesota 20, Miami 17
 11/19/06 – at Miami 24, Minnesota 20
 9/19/10 – Miami 14, at Minnesota 10
 12/21/14 – at Miami 37, Minnesota 35
 12/16/18 – at Minnesota 41, Miami 17

MIAMI 57, NEW ENGLAND 54

(formerly Boston)

11/27/66 – Boston 20, at Miami 14
 10/15/67 – at Boston 41, Miami 10
 12/17/67 – at Miami 41, Boston 32
 11/24/68 – Miami 34, at Boston 10
 12/8/68 – at Miami 38, Boston 7
 11/9/69 – Miami 17, at Boston 16
 11/30/69 – Boston 38, at Miami 23 (at Tampa)
 9/20/70 – at Boston 27, Miami 14
 12/6/70 – at Miami 37, Boston 20
 10/17/71 – at Miami 41, New England 3
 12/5/71 – at New England 34, Miami 13
 11/12/72 – at Miami 52, New England 0
 12/3/72 – Miami 37, at New England 21
 9/30/73 – at Miami 44, New England 23
 10/28/73 – Miami 30, at New England 14
 9/15/74 – at New England 34, Miami 24
 12/15/74 – at Miami 34, New England 27
 9/28/75 – Miami 22, at New England 14
 12/1/75 – at Miami 20, New England 7
 9/19/76 – at New England 30, Miami 14
 10/31/76 – at Miami 10, New England 3
 11/13/77 – at Miami 17, New England 5
 12/11/77 – at New England 14, Miami 10
 10/22/78 – at New England 33, Miami 24
 12/18/78 – at Miami 23, New England 3
 10/21/79 – at New England 28, Miami 13
 11/29/79 – at Miami 39, New England 24

10/12/80 – at New England 34, Miami 0
 12/8/80 – at Miami 16, New England 13 (ot)
 11/8/81 – Miami 30, at New England 27 (ot)
 12/6/81 – at Miami 24, New England 14
 12/12/82 – at New England 3, Miami 0
 1/8/83 – *at Miami 28, New England 13
 9/11/83 – at Miami 34, New England 24
 11/13/83 – at New England 17, Miami 6
 9/9/84 – at Miami 28, New England 7
 10/21/84 – Miami 44, at New England 24
 11/3/85 – at New England 17, Miami 13
 12/16/85 – at Miami 30, New England 27
 1/12/86 – **New England 31, at Miami 14
 10/5/86 – at New England 34, Miami 7
 12/22/86 – New England 34, at Miami 27
 9/13/87 – at New England 28, Miami 21
 12/28/87 – New England 24, at Miami 10
 11/6/88 – at New England 21, Miami 10
 11/20/88 – New England 6, at Miami 3
 9/17/89 – Miami 24, at New England 10
 12/10/89 – at Miami 31, New England 10
 9/9/90 – Miami 27, at New England 24
 10/18/90 – at Miami 17, New England 10
 10/6/91 – Miami 20, at New England 10
 11/10/91 – at Miami 30, New England 20
 10/18/92 – at Miami 38, New England 17
 12/27/92 – Miami 16, at New England 13 (ot)
 11/21/93 – at Miami 17, New England 13
 1/2/94 – at New England 33, Miami 27 (ot)
 9/4/94 – at Miami 39, New England 35
 10/30/94 – Miami 23, at New England 3
 9/10/95 – Miami 20, at New England 3
 11/12/95 – New England 34, at Miami 17
 9/1/96 – at Miami 24, New England 10
 11/3/96 – at New England 42, Miami 23
 11/23/97 – at New England 27, Miami 24
 12/22/97 – New England 14, at Miami 12
 12/28/97 – *at New England 17, Miami 3
 10/25/98 – at Miami 12, New England 9 (ot)
 11/23/98 – at New England 26, Miami 23
 10/17/99 – Miami 31, at New England 30
 11/21/99 – at Miami 27, New England 17
 9/24/00 – at Miami 10, New England 3
 12/24/00 – Miami 27, at New England 24
 10/7/01 – at Miami 30, New England 10
 12/22/01 – at New England 20, Miami 13
 10/6/02 – at Miami 26, New England 13
 12/29/02 – at New England 27, Miami 24 (ot)
 10/19/03 – New England 19, at Miami 13 (ot)
 12/7/03 – at New England 12, Miami 0
 10/10/04 – at New England 24, Miami 10
 12/20/04 – at Miami 29, New England 28
 11/13/05 – New England 23, at Miami 16
 1/1/06 – Miami 28, at New England 26
 10/8/06 – at New England 20, Miami 10
 12/10/06 – at Miami 21, New England 0
 10/21/07 – New England 49, at Miami 28
 12/23/07 – at New England 28, Miami 7
 9/21/08 – Miami 38, at New England 13
 11/23/08 – New England 48, at Miami 28
 11/8/09 – at New England 27, Miami 17
 12/6/09 – at Miami 22, New England 21
 10/4/10 – New England 41, at Miami 14
 1/2/11 – at New England 38, Miami 7
 9/12/11 – New England 38, at Miami 24
 12/24/11 – at New England 27, Miami 24
 12/2/12 – New England 23, at Miami 16
 12/30/12 – at New England 28, Miami 0
 10/27/13 – at New England 27, Miami 17

12/15/13 – at Miami 24, New England 20
 9/7/14 – at Miami 33, New England 20
 12/14/14 – at New England 41, Miami 13
 10/29/15 – at New England 36, Miami 7
 1/3/16 – at Miami 20, New England 10
 9/18/16 – at New England 31, Miami 24
 1/1/17 – New England 35, at Miami 14
 11/26/17 – at New England 35, Miami 17
 12/11/17 – at Miami 27, New England 20
 9/30/18 – at New England 38, Miami 7
 12/9/18 – at Miami 34, New England 33
 9/15/19 – New England 43, at Miami 0
 12/29/19 – Miami 27, at New England 24
 9/13/20 – at New England 21, Miami 11
 12/20/20 – at Miami 22, New England 12

MIAMI 6, NEW ORLEANS 6

11/15/70 – at Miami 21, New Orleans 10
 11/10/74 – Miami 21, at New Orleans 0
 9/28/80 – at Miami 21, New Orleans 16
 10/2/83 – at New Orleans 17, Miami 7
 12/7/86 – Miami 31, at New Orleans 27
 11/29/92 – at New Orleans 24, Miami 13
 10/15/95 – at New Orleans 33, Miami 30
 11/29/98 – at Miami 30, New Orleans 10
 10/30/05 – Miami 21, at New Orleans 6 (at Baton Rouge, La.)
 10/25/09 – New Orleans 46, at Miami 34
 9/30/13 – at New Orleans 38, Miami 17
 10/1/17 – New Orleans 20, at Miami 0 (at London, England)

N.Y. GIANTS 7, MIAMI 2

12/10/72 – Miami 23, at N.Y. Giants 13
 9/23/90 – at N.Y. Giants 20, Miami 3
 12/5/93 – N.Y. Giants 19, at Miami 14
 12/8/96 – N.Y. Giants 17, at Miami 7
 10/5/03 – Miami 23, at N.Y. Giants 10
 10/28/07 – N.Y. Giants 13, at Miami 10 (at London, England)
 10/30/11 – at N.Y. Giants 20, Miami 17
 12/14/15 – N.Y. Giants 31, at Miami 24
 12/15/19 – at N.Y. Giants 36, Miami 20

MIAMI 55, N.Y. JETS 55 (1 TIE)

9/9/66 – N.Y. Jets 19, at Miami 14
 11/20/66 – at N.Y. Jets 30, Miami 13
 10/1/67 – at N.Y. Jets 29, Miami 7
 10/22/67 – N.Y. Jets 33, at Miami 14
 12/1/68 – at N.Y. Jets 35, Miami 17
 12/15/68 – N.Y. Jets 31, at Miami 7
 11/2/69 – at N.Y. Jets 34, Miami 31
 12/14/69 – N.Y. Jets 27, at Miami 9
 10/10/70 – Miami 20, at N.Y. Jets 6
 12/13/70 – at Miami 16, N.Y. Jets 10
 10/3/71 – N.Y. Jets 14, at Miami 10
 10/24/71 – Miami 30, at N.Y. Jets 14
 10/8/72 – Miami 27, at N.Y. Jets 17
 11/19/72 – at Miami 28, N.Y. Jets 24
 10/7/73 – at Miami 31, N.Y. Jets 3
 11/4/73 – Miami 24, at N.Y. Jets 14
 10/7/74 – at Miami 21, N.Y. Jets 17
 11/24/74 – at N.Y. Jets 17, Miami 14
 10/19/75 – Miami 43, at N.Y. Jets 0
 11/9/75 – at Miami 27, N.Y. Jets 7
 9/26/76 – at Miami 16, N.Y. Jets 0

11/7/76 – Miami 27, at N.Y. Jets 7
 10/16/77 – at Miami 21, N.Y. Jets 17
 11/6/77 – Miami 14, at N.Y. Jets 10
 9/3/78 – at N.Y. Jets 33, Miami 20
 11/26/78 – N.Y. Jets 24, at Miami 13
 9/30/79 – at N.Y. Jets 33, Miami 27
 12/15/79 – N.Y. Jets 27, at Miami 24
 10/27/80 – at N.Y. Jets 17, Miami 14
 12/20/80 – N.Y. Jets 24, at Miami 17
 10/4/81 – at Miami 28, N.Y. Jets 28 (tie)
 11/22/81 – at N.Y. Jets 16, Miami 15
 9/12/82 – Miami 45, at N.Y. Jets 28
 12/18/82 – at Miami 20, N.Y. Jets 19
 1/23/83 – **at Miami 14, N.Y. Jets 0
 10/16/83 – Miami 32, at N.Y. Jets 14
 12/16/83 – at Miami 34, N.Y. Jets 14
 11/4/84 – Miami 31, at N.Y. Jets 17
 11/26/84 – at Miami 28, N.Y. Jets 17
 10/14/85 – at N.Y. Jets 23, Miami 7
 11/10/85 – at Miami 21, N.Y. Jets 17
 9/21/86 – at N.Y. Jets 51, Miami 45 (ot)
 11/24/86 – at Miami 45, N.Y. Jets 3
 10/18/87 – at N.Y. Jets 37, Miami 31 (ot)
 12/7/87 – at Miami 37, N.Y. Jets 28
 10/23/88 – N.Y. Jets 44, at Miami 30
 11/27/88 – at N.Y. Jets 38, Miami 34
 9/24/89 – N.Y. Jets 40, at Miami 33
 11/12/89 – Miami 31, at N.Y. Jets 23
 10/7/90 – at Miami 20, N.Y. Jets 16
 11/11/90 – Miami 17, at N.Y. Jets 3
 9/29/91 – at N.Y. Jets 41, Miami 23
 12/22/91 – N.Y. Jets 23, at Miami 20 (ot)
 11/1/92 – at N.Y. Jets 26, Miami 14
 12/20/92 – at Miami 19, N.Y. Jets 17
 9/12/93 – N.Y. Jets 24, at Miami 14
 11/7/93 – at N.Y. Jets 27, Miami 10
 9/18/94 – at Miami 28, N.Y. Jets 14
 11/27/94 – Miami 28, at N.Y. Jets 24
 9/3/95 – at Miami 52, N.Y. Jets 14
 10/22/95 – at N.Y. Jets 17, Miami 16
 9/15/96 – at Miami 36, N.Y. Jets 27
 12/22/96 – Miami 31, at N.Y. Jets 28
 10/12/97 – Miami 31, at N.Y. Jets 20
 11/9/97 – at Miami 24, N.Y. Jets 17
 10/4/98 – at N.Y. Jets 20, Miami 9
 12/13/98 – N.Y. Jets 21, at Miami 16
 12/12/99 – at N.Y. Jets 28, Miami 20
 12/27/99 – N.Y. Jets 38, at Miami 31
 10/23/00 – at N.Y. Jets 40, Miami 37 (ot)
 11/19/00 – N.Y. Jets 20, at Miami 3
 10/14/01 – at N.Y. Jets 21, Miami 17
 11/18/01 – N.Y. Jets 24, at Miami 0
 9/22/02 – at Miami 30, N.Y. Jets 3
 11/10/02 – at N.Y. Jets 13, Miami 10
 9/14/03 – Miami 21, at N.Y. Jets 10
 12/28/03 – at Miami 23, N.Y. Jets 21
 10/3/04 – N.Y. Jets 17, at Miami 9
 11/1/04 – at N.Y. Jets 41, Miami 14
 9/18/05 – at N.Y. Jets 17, Miami 7
 12/18/05 – at Miami 24, N.Y. Jets 20
 10/15/06 – at N.Y. Jets 20, Miami 17
 12/25/06 – N.Y. Jets 13, at Miami 10
 9/23/07 – at N.Y. Jets 31, Miami 28
 12/2/07 – N.Y. Jets 40, at Miami 13
 9/7/08 – N.Y. Jets 20, at Miami 14
 12/28/08 – Miami 24, at N.Y. Jets 17
 10/12/09 – at Miami 31, N.Y. Jets 27
 11/1/09 – Miami 30, at N.Y. Jets 25
 9/26/10 – N.Y. Jets 31, at Miami 23

12/12/10 – Miami 10, at N.Y. Jets 6
 10/17/11 – at N.Y. Jets 24, Miami 6
 1/1/12 – at Miami 19, N.Y. Jets 17
 9/23/12 – N.Y. Jets 23, at Miami 20 (ot)
 10/28/12 – Miami 30, at N.Y. Jets 9
 12/1/13 – Miami 23, at N.Y. Jets 3
 12/29/13 – N.Y. Jets 20, at Miami 7
 12/1/14 – Miami 16, at N.Y. Jets 13
 12/28/14 – N.Y. Jets 37, at Miami 24
 10/4/15 – N.Y. Jets 27, at Miami 14 (at London, England)
 11/29/15 – at N.Y. Jets 38, Miami 20
 11/6/16 – at Miami 27, N.Y. Jets 23
 12/17/16 – Miami 34, at N.Y. Jets 13
 9/24/17 – at N.Y. Jets 20, Miami 6
 10/22/17 – at Miami 31, N.Y. Jets 28
 9/16/18 – Miami 20, at N.Y. Jets 12
 11/4/18 – at Miami 13, N.Y. Jets 6
 11/3/19 – at Miami 26, N.Y. Jets 18
 12/8/19 – at N.Y. Jets 22, Miami 21
 10/18/20 – at Miami 24, N.Y. Jets 0
 11/29/20 – Miami 20, at N.Y. Jets 3

MIAMI 9, PHILADELPHIA 6

11/8/70 – at Philadelphia 24, Miami 17
 10/12/75 – at Miami 24, Philadelphia 16
 9/24/78 – at Philadelphia 17, Miami 3
 11/30/81 – at Miami 13, Philadelphia 10
 11/11/84 – at Miami 24, Philadelphia 23
 12/13/87 – Miami 28, at Philadelphia 10
 12/9/90 – at Miami 23, Philadelphia 20 (ot)
 11/14/93 – Miami 19, at Philadelphia 14
 10/20/96 – at Philadelphia 35, Miami 28
 10/24/99 – at Miami 16, Philadelphia 13
 12/15/03 – Philadelphia 34, at Miami 27
 11/18/07 – at Philadelphia 17, Miami 7
 12/11/11 – Philadelphia 26, at Miami 10
 11/15/15 – Miami 20, at Philadelphia 19
 12/1/19 – at Miami 37, Philadelphia 31

PITTSBURGH 15, MIAMI 13

11/14/71 – at Miami 24, Pittsburgh 21
 12/31/72 – **Miami 21, at Pittsburgh 17
 12/3/73 – at Miami 30, Pittsburgh 26
 11/14/76 – at Pittsburgh 14, Miami 3
 12/30/79 – *at Pittsburgh 34, Miami 14
 11/30/80 – at Pittsburgh 23, Miami 10
 9/10/81 – at Miami 30, Pittsburgh 10
 10/7/84 – Miami 31, at Pittsburgh 7
 1/6/85 – **at Miami 45, Pittsburgh 28
 10/6/85 – at Miami 24, Pittsburgh 20
 11/1/87 – at Miami 35, Pittsburgh 24
 12/18/88 – at Pittsburgh 40, Miami 24
 11/26/89 – Pittsburgh 34, at Miami 14
 9/30/90 – Miami 28, at Pittsburgh 6
 12/13/93 – Pittsburgh 21, at Miami 20
 11/20/94 – at Pittsburgh 16, Miami 13 (ot)
 9/18/95 – at Miami 23, Pittsburgh 10
 11/25/96 – Pittsburgh 24, at Miami 17
 9/20/98 – at Miami 21, Pittsburgh 0
 9/26/04 – Pittsburgh 13, at Miami 3
 9/7/06 – at Pittsburgh 28, Miami 17
 11/26/07 – at Pittsburgh 3, Miami 0
 1/3/10 – Pittsburgh 30, at Miami 24
 10/24/10 – Pittsburgh 23, at Miami 22
 12/8/13 – Miami 34, at Pittsburgh 28
 10/16/16 – at Miami 30, Pittsburgh 15

1/8/17 – *at Pittsburgh 30, Miami 12
 10/28/19 – at Pittsburgh 27, Miami 14

MIAMI 8, SAN FRANCISCO 6

9/16/73 – at Miami 21, San Francisco 13
 9/25/77 – Miami 19, at San Francisco 15
 11/16/80 – at Miami 17, San Francisco 13
 11/6/83 – Miami 20, at San Francisco 17
 1/20/85 – ***San Francisco 38, Miami 16
 9/28/86 – San Francisco 31, at Miami 16
 12/6/92 – at San Francisco 27, Miami 3
 11/20/95 – San Francisco 44, at Miami 20
 12/16/01 – at San Francisco 21, Miami 0
 11/28/04 – Miami 24, at San Francisco 17
 12/14/08 – at Miami 14, San Francisco 9
 12/9/12 – at San Francisco 27, Miami 13
 11/27/16 – at Miami 31, San Francisco 24
 10/11/20 – Miami 43, at San Francisco 17

MIAMI 10, SEATTLE 6

10/23/77 – at Miami 31, Seattle 13
 9/9/79 – at Miami 19, Seattle 10
 12/31/83 – *Seattle 27, at Miami 20
 12/29/84 – *at Miami 31, Seattle 10
 10/4/87 – at Seattle 24, Miami 20
 12/16/90 – at Miami 24, Seattle 17
 9/27/92 – Miami 19, at Seattle 17
 10/6/96 – Seattle 22, at Miami 15
 1/9/00 – *Miami 20, at Seattle 17
 9/3/00 – at Miami 23, Seattle 0
 10/28/01 – Miami 24, at Seattle 20
 11/21/04 – at Seattle 24, Miami 17
 11/9/08 – at Miami 21, Seattle 19
 11/25/12 – at Miami 24, Seattle 21
 9/11/16 – at Seattle 12, Miami 10
 10/4/20 – Seattle 31, at Miami 23

TAMPA BAY 6, MIAMI 5

10/24/76 – Miami 23, at Tampa Bay 20
 11/29/82 – at Tampa Bay 23, Miami 17
 10/20/85 – at Miami 41, Tampa Bay 38
 10/30/88 – Miami 17, at Tampa Bay 14
 12/1/91 – at Miami 33, Tampa Bay 14
 9/21/97 – at Tampa Bay 31, Miami 21
 12/10/00 – Tampa Bay 16, at Miami 13
 10/16/05 – at Tampa Bay 27, Miami 13
 11/15/09 – at Miami 25, Tampa Bay 23
 11/11/13 – at Tampa Bay 22, Miami 19
 11/19/17^ – Tampa Bay 30, at Miami 20

MIAMI 21, TENNESSEE 17

(formerly Houston)

10/23/66 – Miami 20, at Houston 13
 12/18/66 – at Miami 29, Houston 28
 12/3/67 – at Houston 17, Miami 14
 12/23/67 – Houston 41, at Miami 10
 9/14/68 – Houston 24, at Miami 10
 10/6/68 – Miami 24, at Houston 7
 9/28/69 – at Houston 22, Miami 10
 11/23/69 – Houston 32, at Miami 7
 9/27/70 – Miami 20, at Houston 10
 9/24/72 – at Miami 34, Houston 13
 11/16/75 – at Houston 20, Miami 19
 10/2/77 – at Miami 27, Houston 7
 11/20/78 – at Houston 35, Miami 30

MIAMI 9, WASHINGTON 6

12/24/78	– *Houston 17, at Miami 9
11/5/79	– Houston 17, at Miami 6
9/20/81	– Miami 19, at Houston 10
12/4/83	– Miami 24, at Houston 17
10/14/84	– at Miami 28, Houston 10
9/8/85	– at Houston 26, Miami 23
11/2/86	– at Miami 28, Houston 7
10/1/89	– at Houston 39, Miami 7
10/20/91	– Houston 17, at Miami 13
11/22/92	– at Miami 19, Houston 16
11/17/96	– Miami 23, at Houston 20
9/7/97	– at Miami 16, Tennessee 13 (ot)
11/7/99	– at Miami 17, Tennessee 0
9/9/01	– Miami 31, at Tennessee 23
11/9/03	– at Tennessee 31, Miami 7
9/11/04#	– Tennessee 17, at Miami 7
12/24/05	– at Miami 24, Tennessee 10
9/24/06	– at Miami 13, Tennessee 10
12/20/09	– at Tennessee 27, Miami 24 (ot)
11/14/10	– at Miami 29, Tennessee 17
11/11/12	– Tennessee 37, at Miami 3
10/18/15	– Miami 38, at Tennessee 10
10/9/16	– Tennessee 30, at Miami 17
10/8/17	– at Miami 16, Tennessee 10
9/9/18	– at Miami 27, Tennessee 20

1/14/73	– *** Miami 14, Washington 7
10/13/74	– at Washington 20, Miami 17
12/3/78	– Miami 16, at Washington 0
10/18/81	– at Miami 13, Washington 10
1/30/83	– *** Washington 27, Miami 17
9/2/84	– Miami 35, at Washington 17
12/20/87	– at Miami 23, Washington 21
12/2/90	– at Washington 42, Miami 20
10/4/93	– at Miami 17, Washington 10
1/2/00	– at Washington 21, Miami 10
11/23/03	– at Miami 24, Washington 23
9/9/07	– at Washington 16, Miami 13(ot)
11/13/11	– at Miami 20, Washington 9
9/13/15	– Miami 17, at Washington 10
10/13/19	– Washington 17, at Miami 16

* AFC Playoff ** AFC Championship
 *** Super Bowl

\$ – Game originally scheduled for 9/7/92
 @ – Game originally scheduled for 10/26/97
 # – Game originally scheduled for 9/12/04
 % – Game originally scheduled for 10/23/05
 ^ – Game originally scheduled for 9/10/17

ALL-TIME DOLPHINS WON-LOST RECORDS

(Records include postseason games)

OPPONENT	W	L	T	PCT	PTS	OPP	LAST MTG.
Arizona	10	3	0	.769	360	231	2020
Atlanta	9	4	0	.692	270	240	2017
Baltimore	6	10	0	.375	225	382	2019
Buffalo	61	52	1	.539	2,444	2,340	2020
Carolina	4	2	0	.667	124	121	2017
Chicago	9	4	0	.692	335	236	2018
Cincinnati	18	7	0	.720	577	450	2020
Cleveland	11	9	0	.550	390	411	2019
Dallas	7	8	0	.467	257	320	2019
Denver	12	7	1	.625	454	384	2020
Detroit	7	5	0	.583	319	240	2018
Green Bay	10	5	0	.667	345	287	2018
Houston	1	8	0	.111	192	237	2018
Indianapolis	48	27	0	.640	1,679	1,287	2019
Jacksonville	5	5	0	.500	185	203	2020
Kansas City	16	15	0	.516	612	657	2020
Las Vegas	19	20	1	.488	827	817	2020
Los Angeles Chargers	19	16	0	.543	809	772	2020
Los Angeles Rams	12	2	0	.857	347	245	2020
Minnesota	8	5	0	.615	271	260	2018
New England	57	54	0	.514	2,344	2,429	2020
New Orleans	6	6	0	.500	246	247	2017
New York Giants	2	7	0	.222	141	179	2019
New York Jets	55	55	1	.500	2,412	2,308	2020
Philadelphia	9	6	0	.600	296	309	2019
Pittsburgh	13	15	0	.464	583	572	2019
San Francisco	8	6	0	.571	257	313	2020
Seattle	10	6	0	.625	341	284	2020
Tampa Bay	5	6	0	.455	242	258	2017
Tennessee	21	17	0	.553	719	712	2018
Washington	9	6	0	.600	272	250	2019
TOTALS	487	398	4	.550	18,875	17,981	

MIAMI IN PRESEASON

OPPONENT	W	L	T	PCT	PTS	OPP	LAST MTG.
Arizona	1	0	0	1.000	28	7	1978
Atlanta	10	8	0	.556	340	341	2019
Baltimore	0	2	0	.000	17	58	2018
Buffalo	3	0	1	.875	99	72	1987
Carolina	2	4	0	.333	124	127	2018
Chicago	4	9	1	.321	216	230	2015
Cincinnati	4	3	0	.571	120	117	1975
Cleveland	0	1	0	.000	10	17	1986
Dallas	3	7	0	.300	198	232	2016
Denver	6	5	0	.545	240	222	1997
Detroit	6	1	0	.857	180	134	1999
Green Bay	4	5	0	.444	139	141	2001
Houston	1	1	0	.500	41	27	2013
Indianapolis	2	2	0	.500	67	61	1984
Jacksonville	7	4	0	.636	228	190	2019
Kansas City	3	1	1	.700	84	67	2008
Las Vegas	3	0	0	1.000	71	57	1991
Los Angeles Chargers	1	3	0	.250	62	91	2001
Los Angeles Rams	3	2	0	.600	83	84	2014
Minnesota	9	12	0	.429	347	400	2017
New England	1	1	0	.500	30	19	1969
New Orleans	15	7	0	.682	390	325	2019
New York Giants	7	0	0	1.000	168	96	2016
New York Jets	0	1	0	.000	14	31	1966
Philadelphia	5	5	0	.500	184	166	2017
Pittsburgh	2	2	0	.500	53	54	2005
San Francisco	3	0	1	.875	82	65	1998
Seattle	1	0	0	1.000	24	7	1980
Tampa Bay	17	15	0	.531	518	496	2019
Tennessee	1	2	0	.333	30	53	2016
Washington	9	5	0	.643	307	238	2004
TOTALS	133	108	4	.552	4,494	4,225	

MIAMI DOLPHINS LOGO HISTORY

On April 25, 2013, the Miami Dolphins unveiled the fifth team logo in the organization's history. The new logo was developed during a creative process spanning more than a year and a half and incorporated input from ownership, members of the organization, former players and the franchise's loyal fans.

Highlighting the evolution is the return to the original aqua and orange color scheme that has come to embody the team and the surrounding Miami area. The iconic elements, the sun and the dolphin, remain prominent and allow the redesigned logo to remain connected throughout the team's history while representing the constant influence of the South Florida environment and community.

Within the logo, the aqua, along with the marine blue, first introduced in 1997 and now finessed through this process, are inspired by the color of South Florida's Atlantic Ocean; while the orange is representative of the bright South Florida sun. The dolphins' positioning has been refined and now features the moment of most power in the marine mammal's trajectory, right before it breaks the plane of the water. The sun has also been refined to incorporate more rays as well as an overall enhancement to a more bright and vibrant color.

The original logo featured the dolphin jumping in front of a sunburst using the team's base colors (aqua, coral and white). In 1974, the dolphin was repositioned in front of the sunburst and the aqua color was strengthened. In 1989, there was a further strengthening of the aqua color and the dolphin's tail was elongated. In 1997, the traditional logo and colors were kept as a base, while the sunburst on the logo was accentuated and the dolphin was strengthened with a stronger definition of its shape. In addition, the sunburst was more prominently displayed with the elimination of the hashmarks around the sun's perimeter, while the dolphin's features were accentuated by navy highlights.



1966 - 1973



1974 - 1988



1989 - 1996



1997 - 2012



2013

ALL-TIME PRESEASON RESULTS

1966 (0-4)

DATE	SITE	ATT.	SCORE
8/6	at San Diego	25,712	San Diego 38, Miami 10
8/12	at Miami	36,366	Kansas City 33, Miami 0
8/20	at Jacksonville	11,000	N.Y. Jets 31, Miami 14
8/24	at Memphis	18,442	Denver 28, Miami 16

1967 (2-3)

DATE	SITE	ATT.	SCORE
7/29	at Akron	7,000	Miami 19, Denver 2
8/5	at Memphis	21,200	Miami 10, Buffalo 7
8/12	at Miami	35,871	San Diego 20, Miami 19
8/19	at Miami	50,822	Atlanta 27, Miami 17
9/2	at Charleston	11,214	New Orleans 20, Miami 17

1968 (2-2-1)

DATE	SITE	ATT.	SCORE
8/11	at Rochester	12,000	Miami 28, Buffalo 28
8/17	at Miami	41,909	Miami 23, Philadelphia 7
8/23	at Jacksonville	15,003	Boston 19, Miami 17
8/31	at Miami	63,202	Baltimore 22, Miami 13
9/7	at Miami	31,014	Miami 19, Atlanta 13

1969 (1-5)

DATE	SITE	ATT.	SCORE
8/2	at Tampa	32,932	Minnesota 45, Miami 10
8/9	at Miami	49,592	Chicago 16, Miami 10
8/16	at Miami	31,663	Philadelphia 14, Miami 10
8/23	at Cincinnati	24,127	Cincinnati 28, Miami 21
8/30	at Miami	52,680	Baltimore 23, Miami 10
9/6	at Birmingham	10,700	Miami 13, Boston 0

1970 (4-2)

DATE	SITE	ATT.	SCORE
8/8	at Jacksonville	11,800	Miami 16, Pittsburgh 10
8/15	at Miami	56,739	Miami 20, Cincinnati 10
8/22	at Miami	52,812	Miami 17, San Francisco 7
8/29	at Miami	73,533	Miami 20, Baltimore 13
9/5	at Tampa	32,601	Washington 26, Miami 21
9/12	at Miami	43,714	Atlanta 20, Miami 17

1971 (2-3-1)

DATE	SITE	ATT.	SCORE
8/7	at Miami	64,005	Cincinnati 27, Miami 10
8/13	at Miami	57,008	Miami 17, San Francisco 17
8/21	at Milwaukee	46,464	Green Bay 10, Miami 7
8/28	at Miami	59,567	Miami 28, Detroit 24
9/4	at Miami	57,173	Miami 27, Washington 10
9/11	at Minnesota	45,880	Minnesota 24, Miami 0

1972 (3-3)

DATE	SITE	ATT.	SCORE
8/5	at Detroit	53,194	Detroit 31, Miami 23
8/12	at Miami	73,525	Green Bay 14, Miami 13
8/19	at Cincinnati	55,808	Miami 35, Cincinnati 17
8/25	at Miami	73,470	Miami 24, Atlanta 10
8/31	at Washington	52,098	Washington 27, Miami 24
9/10	at Miami	75,826	Miami 21, Minnesota 19

1973 (4-2-1)

DATE	SITE	ATT.	SCORE
7/27	at Chicago	54,103	Miami 14, College All-Stars 3
8/4	at Miami	78,091	Miami 14, Cincinnati 13
8/11	at Miami	78,112	Miami 14, New Orleans 13
8/18	at Miami	78,590	Miami 9, Chicago 9
8/24	at Miami	78,618	Miami 17, Los Angeles 14
8/31	at Minnesota	45,894	Minnesota 20, Miami 17
9/6	at Dallas	58,656	Dallas 26, Miami 23

1974 (4-2)

DATE	SITE	ATT.	SCORE
8/3	at Cincinnati	37,925	Cincinnati 19, Miami 13
8/10	at Miami	55,073	Miami 45, New Orleans 20
8/19	at Miami	67,963	Miami 21, Minnesota 9
8/24	at Los Angeles	64,663	Los Angeles 31, Miami 13
8/30	at Miami	54,666	Miami 21, Green Bay 10
9/7	at Chicago	55,093	Miami 30, Chicago 7

1975 (5-1)

DATE	SITE	ATT.	SCORE
8/9	at Miami	55,567	Miami 7, Cincinnati 3
8/16	at Miami	52,923	Miami 20, Detroit 14
8/23	at New Orleans	59,646	Miami 20, New Orleans 10
9/1	at Minnesota	47,544	Minnesota 20, Miami 7
9/6	at Miami	51,861	Miami 21, Chicago 10
9/13	at Miami	52,835	Miami 31, N.Y. Giants 13

1976 (6-0)

DATE	SITE	ATT.	SCORE
7/31	at Miami	50,469	Miami 16, Minnesota 3
8/8	at Detroit	53,036	Miami 30, Detroit 21
8/14	at Miami	51,869	Miami 24, Philadelphia 16
8/21	at Tampa Bay	67,466	Miami 28, Tampa Bay 21
8/28	at Houston	43,146	Miami 10, Houston 6
9/4	at New Orleans	63,950	Miami 20, New Orleans 7

1977 (4-2)

DATE	SITE	ATT.	SCORE
8/6	at Tampa Bay	62,056	Miami 13, Tampa Bay 7
8/13	at Miami	43,282	Miami 27, Washington 15
8/20	at Dallas	57,482	Miami 20, Dallas 14
8/26	at Minnesota	47,678	Minnesota 33, Miami 7
9/3	at Miami	38,235	New Orleans 17, Miami 10
9/11	at N.Y. Giants	51,561	Miami 27, N.Y. Giants 21

1978 (4-1)

DATE	SITE	ATT.	SCORE
7/29	at Canton	18,355	Philadelphia 17, Miami 3
8/5	at Miami	45,068	Miami 28, St. Louis 7
8/12	at New Orleans	53,602	Miami 31, New Orleans 17
8/18	at Miami	52,851	Miami 30, Minnesota 22
8/25	at Tampa Bay	70,321	Miami 24, Tampa Bay 20

1979 (4-0)

DATE	SITE	ATT.	SCORE
8/3	at Miami	46,130	Miami 14, New Orleans 7
8/11	at Tampa Bay	70,631	Miami 13, Tampa Bay 7
8/18	at Minnesota	47,696	Miami 21, Minnesota 10
8/24	at Miami	47,951	Miami 14, Philadelphia 13

1980 (3-1)

DATE	SITE	ATT.	SCORE
8/10	at Miami	41,345	Miami 17, Detroit 7
8/18	at Seattle	63,757	Miami 24, Seattle 7
8/23	at Miami	41,986	Minnesota 17, Miami 10
8/29	at New Orleans	51,473	Miami 20, New Orleans 0

1981 (4-0)

DATE	SITE	ATT.	SCORE
8/8	at Minnesota	47,596	Miami 20, Minnesota 6
8/15	at Miami	41,502	Miami 24, Denver 14
8/22	at Detroit	54,676	Miami 31, Detroit 27
8/28	at Miami	41,290	Miami 31, Kansas City 7

1982 (2-1-1)

DATE	SITE	ATT.	SCORE
8/14	at Miami	45,681	Miami 24, Washington 7
8/21	at Denver	74,465	Denver 17, Miami 14
8/28	at Kansas City	42,403	Miami 17, Kansas City 17 (OT)
9/3	at Miami	46,257	Miami 16, N.Y. Giants 13

1983 (2-2)

DATE	SITE	ATT.	SCORE
8/6	at Dallas	46,826	Dallas 20, Miami 17
8/13	at Miami	38,735	New Orleans 19, Miami 17
8/19	at Washington	54,750	Miami 38, Washington 7
8/26	at N.Y. Giants	58,732	Miami 24, N.Y. Giants 3

1984 (3-1)

DATE	SITE	ATT.	SCORE
8/4	at Miami	37,559	Miami 24, Indianapolis 3
8/11	at Minnesota	54,003	Miami 27, Minnesota 7
8/19	at Los Angeles	40,099	Miami 29, L.A. Raiders 23
8/24	at Tampa Bay	53,023	Tampa Bay 14, Miami 13

1985 (2-2)

DATE	SITE	ATT.	SCORE
8/10	at Miami	41,129	Minnesota 16, Miami 13 (OT)
8/17	at Miami	37,557	Miami 27, Buffalo 17
8/24	at Los Angeles	45,733	Miami 23, L.A. Raiders 17
8/30	at Atlanta	32,768	Atlanta 19, Miami 17

1986 (2-2)

DATE	SITE	ATT.	SCORE
8/9	at Minnesota	52,865	Minnesota 30, Miami 16
8/15	at Miami	50,815	Cleveland 17, Miami 10
8/23	at Philadelphia	51,635	Miami 20, Philadelphia 15
8/29	at Miami	45,766	Miami 21, Tampa Bay 3

1987 (2-2)

DATE	SITE	ATT.	SCORE
8/16	at Miami	63,451	Chicago 10, Miami 3
8/24	at Denver	74,288	Denver 31, Miami 28
8/29	at Philadelphia	38,728	Miami 35, Philadelphia 3
9/4	at Miami	66,236	Miami 34, Buffalo 20

1988 (2-3)

DATE	SITE	ATT.	SCORE
7/31	at London	70,535	Miami 27, San Francisco 21
8/6	at Chicago	60,386	Chicago 20, Miami 17
8/13	at Miami	51,270	Washington 27, Miami 10
8/19	at Miami	49,795	Miami 16, Denver 13 (OT)
8/26	at Minnesota	51,463	Minnesota 24, Miami 17

1989 (0-4)

DATE	SITE	ATT.	SCORE
8/14	at Miami	51,085	Chicago 28, Miami 20
8/19	at Jacksonville	56,712	Houston 26, Miami 10
8/25	at Washington	51,438	Washington 35, Miami 21
9/2	at Miami	41,748	Philadelphia 20, Miami 10

1990 (1-3)

DATE	SITE	ATT.	SCORE
8/11	at Chicago	56,449	Chicago 10, Miami 6
8/18	at Philadelphia	52,404	Philadelphia 23, Miami 14
8/25	at Miami	44,897	Miami 17, Denver 16
8/31	at Miami	44,689	Minnesota 20, Miami 17

1991 (3-2)

DATE	SITE	ATT.	SCORE
7/26	at Miami	49,939	Chicago 6, Miami 0
8/3	at Tokyo	51,122	Miami 19, L.A. Raiders 17
8/10	at Tampa Bay	51,387	Miami 29, Tampa Bay 13
8/19	at Denver	72,555	Denver 21, Miami 13
8/24	at Miami	44,099	Miami 28, New Orleans 24

1992 (3-2)

DATE	SITE	ATT.	SCORE
8/1	at Orlando	63,100	Miami 22, Washington 21
8/7	at Miami	50,803	Dallas 27, Miami 24
8/16	at Berlin	60,813	Miami 31, Denver 27
8/22	at Miami	42,136	Miami 22, Tampa Bay 7
8/27	at Baltimore	60,021	New Orleans 17, Miami 3

1993 (3-1)

DATE	SITE	ATT.	SCORE
8/6	at Atlanta	51,798	Miami 28, Atlanta 27
8/14	at Miami	49,896	Miami 19, Washington 10
8/20	at Denver	59,393	Denver 34, Miami 24
8/28	at Miami	43,233	Miami 23, N.Y. Giants 17

1994 (3-2)

DATE	SITE	ATT.	SCORE
7/30	at N.Y. Giants	61,720	Miami 20, N.Y. Giants 19
8/6	at Miami	47,244	Miami 24, Pittsburgh 14
8/13	at Milwaukee	52,759	Miami 31, Green Bay 24
8/20	at Miami	51,242	Tampa Bay 29, Miami 14
8/26	at Minnesota	46,933	Minnesota 31, Miami 16

1995 (1-3)

DATE	SITE	ATT.	SCORE
8/4	at Miami	51,745	Jacksonville 24, Miami 21
8/11	at Atlanta	42,579	Atlanta 37, Miami 0
8/19	at Miami	48,556	Miami 27, Washington 13
8/25	at Orlando	58,595	Tampa Bay 24, Miami 17

1996 (3-1)

DATE	SITE	ATT.	SCORE
8/3	at Miami	51,141	Miami 13, Tampa Bay 10
8/11	at Chicago	50,761	Chicago 24, Miami 21
8/19	at Miami	55,598	Miami 24, Minnesota 17
8/23	at Tampa Bay	40,137	Miami 19, Tampa Bay 7

1997 (3-2)

DATE	SITE	ATT.	SCORE
7/26	at Green Bay	59,089	Green Bay 20, Miami 0
8/4	at Mexico City	104,629	Miami 38, Denver 19
8/10	at Miami	57,782	Miami 21, Chicago 14
8/16	at Tampa Bay	35,024	Tampa Bay 24, Miami 10
8/21	at Miami	57,400	Miami 28, Washington 7

1998 (4-0)

DATE	SITE	ATT.	SCORE
8/8	at Washington	64,243	Miami 19, Washington 16
8/13	at Miami	59,184	Miami 14, Tampa Bay 13
8/23	at San Francisco	53,214	Miami 21, San Francisco 20
8/28	at Miami	61,915	Miami 21, Green Bay 7

1999 (2-2)

DATE	SITE	ATT.	SCORE
8/13	at Miami	59,972	New Orleans 26, Miami 14
8/21	at San Diego	64,537	Miami 13, San Diego 10
8/28	at Miami	61,066	Miami 31, Detroit 10
9/2	at Green Bay	59,810	Green Bay 25, Miami 17

2000 (3-1)

DATE	SITE	ATT.	SCORE
8/5	at Pittsburgh	45,871	Pittsburgh 13, Miami 10
8/10	at Miami	58,703	Miami 15, Tampa Bay 13
8/21	at Miami	60,287	Miami 17, Green Bay 14
8/25	at New Orleans	46,955	Miami 22, New Orleans 17

2001 (1-4)

DATE	SITE	ATT.	SCORE
8/6	at Canton, Ohio	22,736	St. Louis 17, Miami 10
8/13	at Tampa Bay	65,308	Miami 17, Tampa Bay (OT)
8/18	at Miami	58,854	San Diego 23, Miami 20 (14)
8/25	at Green Bay	59,547	Green Bay 17, Miami 12
8/31	at Miami	60,136	Minnesota 20, Miami 7

2002 (2-2)

DATE	SITE	ATT.	SCORE
8/12	at Tampa Bay	65,008	Tampa Bay 14, Miami 10
8/15	at Miami	56,930	New Orleans 24, Miami 7
8/24	at Houston	69,432	Miami 24, Houston 3
8/29	at Miami	57,113	Miami 24, Chicago 22

2003 (2-2)

DATE	SITE	ATT.	SCORE
8/8	at Miami	62,261	Tampa Bay 20, Miami 19
8/15	at Jacksonville	49,751	Jacksonville 27, Miami 23
8/22	at Miami	59,093	Miami 30, Atlanta 21
8/28	at New Orleans	68,477	Miami 24, New Orleans 10

2004 (2-2)

DATE	SITE	ATT.	SCORE
8/14	at Miami	67,978	Miami 16, Jacksonville 5
8/21	at Miami	72,112	Washington 17, Miami 0
8/28	at Tampa Bay	64,992	at Tampa Bay 17, Miami 10
9/3	at New Orleans	64,900	at Miami 20, New Orleans 19

2005 (1-4)

DATE	SITE	ATT.	SCORE
8/8	at Canton, Ohio	22,292	Chicago 27, Miami 24
8/13	at Jacksonville	64,072	Jacksonville 27, Miami 17
8/20	at Pittsburgh	55,036	Pittsburgh 17, Miami 3
8/27	at Miami	67,892	Miami 17, Tampa Bay 14
9/1	at Miami	71,616	Atlanta 20, Miami 17

2006 (2-2)

DATE	SITE	ATT.	SCORE
8/12	at Miami	67,979	Jacksonville 31, Miami 26
8/19	at Tampa Bay	65,140	Miami 13, Tampa Bay 10
8/24	at Carolina	71,477	Carolina 19, Miami 10
8/31	at Miami	72,003	Miami 29, St. Louis 9

2007 (2-2)

DATE	SITE	ATT.	SCORE
8/11	at Miami	71,399	Miami 18, Jacksonville 17
8/16	at Kansas City	70,217	Miami 11, Kansas City 10
8/25	at Miami	65,660	Tampa Bay 31, Miami 28
8/30	at New Orleans	68,926	New Orleans 7, Miami 0

2008 (3-1)

DATE	SITE	ATT.	SCORE
8/9	at Miami	64,087	Tampa Bay 17, Miami 6
8/16	at Jacksonville	63,927	Miami 19, Jacksonville 14
8/23	at Miami	60,189	Miami 24, Kansas City 0
8/28	at New Orleans	70,008	Miami 14, New Orleans 10

2009 (4-0)

DATE	SITE	ATT.	SCORE
8/17	at Miami	60,637	Miami 12, Jacksonville 9
8/22	at Miami	56,638	Miami 27, Carolina 17
8/27	at Tampa Bay	63,386	Miami 10, Tampa Bay 6
9/3	at New Orleans	68,681	Miami 10, New Orleans 7

2010 (2-2)

DATE	SITE	ATT.	SCORE
8/14	at Miami	59,108	Miami 10, Tampa Bay 7
8/21	at Jacksonville	62,044	Miami 27, Jacksonville 26
8/27	at Miami	59,144	Atlanta 16, Miami 6
9/1	at Dallas	71,805	Dallas 27, Miami 25

2011 (3-1)

DATE	SITE	ATT.	SCORE
8/12	at Atlanta	67,038	Miami 28, Atlanta 23
8/19	at Miami	54,157	Miami 20, Carolina 10
8/27	at Tampa Bay	44,732	Tampa Bay 17, Miami 13
9/1	at Miami	40,727	Miami 17, Dallas 3

2012 (0-4)

DATE	SITE	ATT.	SCORE
8/10	at Miami	46,330	Tampa Bay 20, Miami 7
8/17	at Carolina	68,595	Carolina 23, Miami 17
8/24	at Miami	41,550	Atlanta 23, Miami 6
8/29	at Dallas	73,481	Dallas 30, Miami 13

2013 (2-3)

DATE	SITE	ATT.	SCORE
8/4	at Canton, Ohio	22,364	Dallas 24, Miami 20
8/9	at Jacksonville	59,135	Miami 27, Jacksonville 3
8/17	at Houston	71,401	Houston 24, Miami 17
8/24	at Miami	52,789	Tampa Bay 17, Miami 16
8/29	at Miami	43,019	Miami 24, New Orleans 21

2014 (3-1)

DATE	SITE	ATT.	SCORE
8/8	at Atlanta	68,540	Atlanta 16, Miami 10
8/16	at Tampa Bay	50,555	Miami 20, Tampa Bay 14
8/23	at Miami	55,623	Miami 25, Dallas
8/28	at Miami	43,340	Miami 14, St. Louis 13

2015 (1-3)

DATE	SITE	ATT.	SCORE
8/13	at Chicago	60,802	Chicago 27, Miami 10
8/22	at Carolina	70,323	Carolina 31, Miami 30
8/29	at Miami	60,661	Miami 13, Atlanta 9
9/3	at Miami	49,675	Tampa Bay 22, Miami 17

2016 (2-2)

DATE	SITE	ATT.	SCORE
8/12	at N.Y. Giants	73,575	Miami 27, N.Y. Giants 10
8/19	at Dallas	82,862	Dallas 41, Miami 14
8/25	at Orlando	45,974	Miami 17, Atlanta 6
9/1	at Miami	48,192	Tennessee 21, Miami 10

2017 (2-2)

DATE	SITE	ATT.	SCORE
8/10	at Miami	64,271	Miami 23, Atlanta 20
8/17	at Miami	64,464	Baltimore 31, Miami 7
8/24	at Philadelphia	69,596	Philadelphia 38, Miami 31
8/31	at Minnesota	66,409	Miami 30, Minnesota 9

2018 (1-3)

DATE	SITE	ATT.	SCORE
8/9	at Miami	51,042	Tampa Bay 26, Miami 24
8/17	at Carolina	72,200	Carolina 27, Miami 20
8/25	at Miami	60,071	Baltimore 27, Miami 10
8/30	at Atlanta	71,192	Miami 34, Atlanta 7

2019 (3-1)

DATE	SITE	ATT.	SCORE
8/8	at Miami	52,198	Miami 34, Atlanta 27
8/16	at Tampa Bay	40,013	Tampa Bay 16, Miami 14
8/22	at Miami	49,317	Miami 22, Jacksonville 7
8/29	at New Orleans	73,085	Miami 16, New Orleans 13

2020

No preseason due to COVID-19 pandemic

YEAR-BY-YEAR SCORES

- local TV blackout lifted (1973-2014) (MN) = Monday (TH) = Thursday (SN) = Sunday night (FR) = Friday (SA) = Saturday

1966 (3-11)

Fourth (tied) - Eastern Division				Head Coach: George Wilson	
DATE	OPPONENT	W/L	SCORE	DISTRIB	ACTUAL
9/2	OAKLAND (FR)	L	14-23	26,776	25,188
9/9	NEW YORK JETS (FR)	L	14-19	34,402	33,650
9/18	at Buffalo	L	24-58	37,546	37,176
10/2	at San Diego	L	10-44	26,451	26,444
10/9	at Oakland	L	10-21	30,787	28,863
10/16	DENVER	W	24-7	23,393	22,191
10/23	at Houston	W	20-13	23,173	21,999
11/6	BUFFALO	L	0-29	37,177	36,685
11/13	at Kansas City	L	16-34	34,063	33,733
11/20	at New York Jets	L	13-30	58,664	57,092
11/27	BOSTON	L	14-20	22,754	22,480
12/4	at Denver	L	7-17	32,592	32,116
12/11	KANSAS CITY	L	18-19	19,387	17,881
12/18	HOUSTON	W	29-28	20,045	19,274
				427,210	414,772

1967 (4-10)

Fourth - Eastern Division				Head Coach: George Wilson	
DATE	OPPONENT	W/L	SCORE	DISTRIB	ACTUAL
9/17	DENVER	W	35-21	29,381	29,072
9/24	KANSAS CITY	L	0-24	36,272	33,280
10/1	at New York Jets	L	7-29	61,240	59,433
10/8	at Kansas City	L	0-41	45,291	42,920
10/15	at Boston	L	10-41	23,955	17,859
10/22	NEW YORK JETS	L	14-33	30,049	28,392
11/5	at Buffalo	L	13-35	31,622	30,950
11/12	at San Diego	L	0-24	34,761	32,395
11/19	at Oakland	L	17-31	37,295	33,753
11/26	BUFFALO	W	17-14	27,050	24,357
12/3	at Houston	L	14-17	21,865	20,979
12/10	SAN DIEGO	W	41-24	23,032	23,007
12/17	BOSTON	W	41-32	25,969	22,079
12/23	HOUSTON (SA)	L	10-41	31,121	29,628
				458,903	428,104

1968 (5-8-1)

Third - Eastern Division				Head Coach: George Wilson	
DATE	OPPONENT	W/L	SCORE	DISTRIB	ACTUAL
9/14	HOUSTON (SA)	L	10-24	40,067	38,097
9/21	OAKLAND (SA)	L	21-47	30,021	28,751
9/28	KANSAS CITY (SA)	L	3-48	28,501	27,732
10/6	at Houston	W	24-7	36,109	35,424
10/12	BUFFALO (SA)	T	14-14	28,653	28,559
10/20	at Cincinnati	W	24-22	25,936	25,076
10/27	at Denver	L	14-21	44,115	43,411
11/3	at San Diego	L	28-34	37,281	31,686
11/10	at Buffalo	W	21-17	28,759	28,399
11/17	CINCINNATI	L	21-38	31,747	30,304
11/24	at Boston	W	34-10	18,305	13,646
12/1	at New York Jets	L	17-35	61,766	60,207
12/8	BOSTON	W	38-7	24,902	24,242
12/15	NEW YORK JETS	L	7-31	32,843	31,302
				469,005	446,836

1969 (3-10-1)

Fifth - Eastern Division				Head Coach: George Wilson	
DATE	OPPONENT	W/L	SCORE	DISTRIB	ACTUAL
9/14	at Cincinnati	L	21-27	25,335	24,487
9/20	at Oakland (SA)	L	17-20	50,277	48,477
9/28	at Houston	L	10-22	41,086	40,387
10/4	OAKLAND (SA)	T	20-20	35,614	32,668
10/11	SAN DIEGO (SA)	L	14-21	34,585	33,073
10/19	at Kansas City	L	10-17	49,809	47,038
10/26	BUFFALO	W	24-6	39,837	39,194
11/2	at New York Jets	L	31-34	61,761	60,793
11/9	at Boston	W	17-16	19,821	10,665
11/16	at Buffalo	L	3-28	32,868	32,344
11/23	HOUSTON	L	7-32	27,218	27,114
11/30	Boston (at Tampa)	L	23-38	32,121	27,179
12/7	DENVER	W	27-24	25,332	24,972
12/14	NEW YORK JETS	L	9-27	48,108	42,148
				523,772	490,539

1970 (10-4)

Second - Eastern Division					Head Coach: Don Shula	
DATE	OPPONENT	W/L	SCORE	DISTRIB	ACTUAL	
9/20	at Boston	L	14-27	32,607	27,265	
9/27	at Houston	W	20-10	39,840	38,779	
10/3	OAKLAND (SA)	W	20-13	57,140	54,412	
10/10	at New York Jets (SA)	W	20-6	62,712	61,801	
10/18	at Buffalo	W	33-14	41,312	40,820	
10/25	CLEVELAND	L	0-28	75,313	70,872	
11/1	at Baltimore	L	0-35	60,240	59,305	
11/8	at Philadelphia	L	17-24	58,171	53,149	
11/15	NEW ORLEANS	W	21-10	42,866	41,557	
11/22	BALTIMORE	W	34-17	67,699	63,362	
11/30	at Atlanta (MN)	W	20-7	54,036	53,303	
12/6	BOSTON	W	37-20	51,034	46,370	
12/13	NEW YORK JETS	W	16-10	75,099	71,892	
12/20	BUFFALO	W	45-7	70,990	64,957	
				789,059	747,844	

AMERICAN CONFERENCE PLAYOFF

12/27	at Oakland	L	14-21	54,401	52,594	
-------	------------	---	-------	--------	--------	--

1971 (10-3-1)

First - Eastern Division					Head Coach: Don Shula	
DATE	OPPONENT	W/L	SCORE	DISTRIB	ACTUAL	
9/19	at Denver	T	10-10	51,228	50,499	
9/26	at Buffalo	W	29-14	45,139	44,626	
10/3	NEW YORK JETS	L	10-14	70,670	67,161	
10/10	at Cincinnati	W	23-13	60,099	59,090	
10/17	NEW ENGLAND	W	41-3	58,822	56,222	
10/24	at New York Jets	W	30-14	62,130	61,170	
10/31	at Los Angeles	W	20-14	72,903	68,386	
11/7	BUFFALO	W	34-0	61,016	57,748	
11/14	PITTSBURGH	W	24-21	66,435	63,178	
11/21	BALTIMORE	W	17-14	75,312	73,063	
11/29	CHICAGO (MN)	W	34-3	75,312	73,071	
12/5	at New England	L	13-34	61,457	60,110	
12/11	at Baltimore (SA)	L	3-14	60,238	59,293	
12/19	GREEN BAY	W	27-6	75,312	74,215	
				896,073	867,832	

AMERICAN CONFERENCE PLAYOFF

12/25	at Kansas City (SA)	W	27-24 (2 OT)	50,374	45,882	
-------	---------------------	---	--------------	--------	--------	--

AMERICAN CONFERENCE CHAMPIONSHIP

1/2/72	BALTIMORE	W	21-0	78,939	78,629	
--------	-----------	---	------	--------	--------	--

SUPER BOWL VI AT NEW ORLEANS

1/16/72	Dallas	L	3-24	81,023	80,591	
---------	--------	---	------	--------	--------	--

1972 (14-0)

First - Eastern Division					Head Coach: Don Shula	
DATE	OPPONENT	W/L	SCORE	DISTRIB	ACTUAL	
9/17	at Kansas City	W	20-10	79,829	78,736	
9/24	HOUSTON	W	34-13	77,821	75,069	
10/1	at Minnesota	W	16-14	47,900	45,766	
10/8	at New York Jets	W	27-17	63,841	61,720	
10/15	SAN DIEGO	W	24-10	80,010	78,212	
10/22	BUFFALO	W	24-23	80,010	78,175	
10/29	at Baltimore	W	23-0	60,000	59,303	

11/5	at Buffalo	W	30-16	46,206	45,659
11/12	NEW ENGLAND	W	52-0	80,010	78,148
11/19	NEW YORK JETS	W	28-24	80,010	78,166
11/27	ST. LOUIS (MN)	W	31-10	80,010	78,190
12/3	at New England	W	37-21	60,999	60,144
12/10	at New York Giants	W	23-13	62,728	62,728
12/16	BALTIMORE (SA)	W	16-0	80,010	78,202
				979,384	958,218

AMERICAN CONFERENCE PLAYOFF

12/24	CLEVELAND	W	20-14	78,916	78,196
-------	-----------	---	-------	--------	--------

AMERICAN CONFERENCE CHAMPIONSHIP

12/31	at Pittsburgh	W	21-17	50,845	50,350
-------	---------------	---	-------	--------	--------

SUPER BOWL VII AT LOS ANGELES

1/14/73	Washington	W	14-7	90,182	85,462
---------	------------	---	------	--------	--------

1973 (12-2)

First - Eastern Division				Head Coach: Don Shula	
DATE	OPPONENT	W/L	SCORE	DISTRIB	ACTUAL
9/16	● SAN FRANCISCO	W	21-13	78,768	68,275
9/23	at Oakland	L	7-12	74,121	74,044
9/30	● NEW ENGLAND	W	44-23	78,830	62,508
10/7	● NEW YORK JETS	W	31-3	78,821	63,850
10/15	● at Cleveland (MN)	W	17-9	78,424	72,070
10/21	● BUFFALO	W	27-6	78,738	65,241
10/28	● at New England	W	30-14	60,268	57,617
11/4	● at New York Jets	W	24-14	61,462	57,591
11/11	● BALTIMORE	W	44-0	78,854	60,332
11/18	● at Buffalo	W	17-0	79,401	77,138
11/22	● at Dallas (TH)	W	14-7	62,967	58,089
12/3	● PITTSBURGH (MN)	W	30-26	78,922	68,901
12/9	at Baltimore	L	3-16	57,834	41,005
12/15	● DETROIT (SA)	W	34-7	78,337	53,375
				1,025,747	880,036

AMERICAN CONFERENCE PLAYOFF

12/23	CINCINNATI	W	34-16	78,928	75,770
-------	------------	---	-------	--------	--------

AMERICAN CONFERENCE CHAMPIONSHIP

12/30	● OAKLAND	W	27-10	79,325	75,105
-------	-----------	---	-------	--------	--------

SUPER BOWL VIII AT HOUSTON

1/13/74	Minnesota	W	24-7	71,882	68,142
---------	-----------	---	------	--------	--------

1974 (11-3)

First - Eastern Division				Head Coach: Don Shula	
DATE	OPPONENT	W/L	SCORE	DISTRIB	ACTUAL
9/15	at New England	L	24-34	55,006	54,193
9/22	● at Buffalo	W	24-16	79,463	78,990
9/29	at San Diego	W	28-21	45,098	44,706
10/7	● NEW YORK JETS (MN)	W	21-17	78,219	61,527
10/13	● at Washington	L	17-20	54,395	54,395
10/20	KANSAS CITY	W	9-3	75,358	67,779
10/27	BALTIMORE	W	17-7	72,849	65,868
11/3	ATLANTA	W	42-7	74,935	64,399
11/10	at New Orleans	W	21-0	74,289	73,458
11/17	● BUFFALO	W	35-28	78,771	69,313
11/24	● at New York Jets	L	14-17	60,481	57,162

12/2	CINCINNATI (MN)	W	24-3	78,675	71,962
12/8	at Baltimore	W	17-16	40,911	34,420
12/15	● NEW ENGLAND	W	34-27	78,611	56,920
				947,061	855,092

AMERICAN CONFERENCE PLAYOFF

12/21	at Oakland (SA)	L	26-28	53,023	52,817
-------	-----------------	---	-------	--------	--------

1975 (10-4)

Second - Eastern Division				Head Coach: Don Shula	
DATE	OPPONENT	W/L	SCORE	DISTRIB	ACTUAL
9/22	OAKLAND (MN)	L	21-31	78,805	78,744
9/28	● at New England	W	22-14	61,279	60,602
10/5	● at Green Bay	W	31-7	56,267	55,270
10/12	PHILADELPHIA	W	24-16	62,925	60,127
10/19	● at New York Jets	W	43-0	60,471	47,191
10/26	● at Buffalo	W	35-30	79,429	79,080
11/2	at Chicago	W	46-13	56,577	51,298
11/9	NEW YORK JETS	W	27-7	75,631	72,896
11/16	● at Houston	L	19-20	50,494	48,892
11/23	BALTIMORE	L	17-33	67,029	61,986
12/1	NEW ENGLAND (MN)	W	20-7	68,480	61,963
12/7	BUFFALO	W	31-21	78,701	74,573
12/14	● at Baltimore	L	7-10 (OT)	59,808	59,398
12/20	DENVER (SA)	W	14-13	56,187	43,064
				912,083	855,084

1976 (6-8)

Third - Eastern Division				Head Coach: Don Shula	
DATE	OPPONENT	W/L	SCORE	DISTRIB	ACTUAL
9/13	at Buffalo (MN)	W	30-21	77,800	77,683
9/19	at New England	L	14-30	46,227	46,053
9/26	NEW YORK JETS	W	16-0	53,600	49,754
10/3	LOS ANGELES	L	28-31	65,314	60,753
10/10	● at Baltimore	L	14-28	59,295	58,832
10/17	KANSAS CITY	L	17-20 (OT)	50,471	43,325
10/24	at Tampa Bay	W	23-20	63,016	59,155
10/31	NEW ENGLAND	W	10-3	57,984	52,863
11/7	at New York Jets	W	27-7	58,882	53,344
11/14	● at Pittsburgh	L	3-14	49,813	48,945
11/22	BALTIMORE (MN)	L	16-17	68,372	62,104
11/28	at Cleveland	L	13-17	76,562	74,715
12/5	BUFFALO	W	45-27	51,423	43,475
12/11	MINNESOTA (SA)	L	7-29	52,945	46,543
				831,704	777,544

1977 (10-4)

Second - Eastern Division				Head Coach: Don Shula	
DATE	OPPONENT	W/L	SCORE	DISTRIB	ACTUAL
9/18	at Buffalo	W	13-0	78,048	76,097
9/25	at San Francisco	W	19-15	45,560	40,503
10/2	HOUSTON	W	27-7	50,764	49,619
10/9	at Baltimore	L	28-45	57,829	57,005
10/16	NEW YORK JETS	W	21-17	45,048	43,446
10/23	SEATTLE	W	31-13	38,967	29,858
10/30	SAN DIEGO	L	13-14	47,525	40,670
11/6	at New York Jets	W	14-10	53,698	51,582
11/13	NEW ENGLAND	W	17-5	67,907	67,502
11/20	● at Cincinnati	L	17-23	58,710	46,733
11/24	● at St. Louis (TH)	W	55-14	50,855	50,269

12/5	● BALTIMORE (MN)	W	17-6	74,216	68,977
12/11	● at New England	L	10-14	61,279	61,064
12/17	BUFFALO (SA)	W	31-14	45,855	39,626
				776,261	722,951

1978 (11-5)

Second - Eastern Division				Head Coach: Don Shula	
DATE	OPPONENT	W/L	SCORE	DISTRIB	ACTUAL
9/3	at New York Jets	L	20-33	53,941	49,598
9/10	at Baltimore	W	42-0	47,658	46,426
9/17	BUFFALO	W	31-24	51,362	48,373
9/24	● at Philadelphia	L	3-17	64,328	62,998
10/1	ST. LOUIS	W	24-10	47,650	43,882
10/9	CINCINNATI (MN)	W	21-0	57,481	54,729
10/15	at San Diego	W	28-21	51,426	50,637
10/22	● at New England	L	24-33	61,297	60,424
10/29	BALTIMORE	W	26-8	55,783	53,524
11/5	● DALLAS	W	23-16	74,058	70,414
11/12	at Buffalo	W	25-24	50,110	48,623
11/20	● at Houston (MN)	L	30-35	51,189	50,290
11/26	NEW YORK JETS	L	13-24	53,900	49,255
12/3	● at Washington	W	16-0	54,239	52,860
12/10	OAKLAND	W	23-6	73,889	73,003
12/18	NEW ENGLAND (MN)	W	23-3	73,945	72,071
				922,256	887,107

AFC WILD CARD PLAYOFF

12/24	HOUSTON	L	9-17	72,445	70,036
-------	---------	---	------	--------	--------

1979 (10-6)

First - Eastern Division				Head Coach: Don Shula	
DATE	OPPONENT	W/L	SCORE	DISTRIB	ACTUAL
9/2	at Buffalo	W	9-7	70,841	69,441
9/9	SEATTLE	W	19-10	60,045	56,233
9/16	● at Minnesota	W	27-12	47,748	44,187
9/23	CHICAGO	W	31-16	66,598	66,011
9/30	at New York Jets	L	27-33	59,595	51,496
10/8	● at Oakland (MN)	L	3-13	53,419	52,419
10/14	BUFFALO	W	17-7	54,062	45,597
10/21	● at New England	L	13-28	61,297	61,096
10/28	GREEN BAY	W	27-7	54,343	47,741
11/5	HOUSTON (MN)	L	6-9	73,900	70,273
11/11	BALTIMORE	W	19-0	56,884	50,193
11/18	at Cleveland	L	24-30 (OT)	81,300	80,374
11/25	at Baltimore	W	28-24	44,989	36,016
11/29	● NEW ENGLAND (TH)	W	39-24	73,628	69,174
12/9	at Detroit	W	28-10	79,073	78,087
12/15	NEW YORK JETS (SA)	L	24-27	58,620	49,915
				996,342	930,253

AMERICAN CONFERENCE PLAYOFF

12/30	at Pittsburgh	L	14-34	50,320	50,214
-------	---------------	---	-------	--------	--------

1980 (8-8)

Third - Eastern Division				Head Coach: Don Shula	
DATE	OPPONENT	W/L	SCORE	DISTRIB	ACTUAL
9/7	at Buffalo	L	7-17	80,020	79,598
9/14	CINCINNATI	W	17-16	45,480	38,322
9/21	● at Atlanta	W	20-17	58,558	55,479
9/28	NEW ORLEANS	W	21-16	46,599	40,946

10/5	BALTIMORE	L	17-30	53,838	50,631
10/12	● at New England	L	0-34	60,392	60,377
10/19	BUFFALO	W	17-14	49,499	41,636
10/27	at New York Jets (MN)	L	14-17	59,677	53,046
11/2	at Oakland	L	10-16	47,274	46,378
11/9	● at Los Angeles	W	35-14	67,751	62,198
11/16	SAN FRANCISCO	W	17-13	50,219	45,135
11/20	SAN DIEGO (TH)	L	24-27 (OT)	66,009	63,013
11/30	● at Pittsburgh	L	10-23	54,082	51,384
12/8	NEW ENGLAND (MN)	W	16-13 (OT)	63,936	63,292
12/14	at Baltimore	W	24-14	36,136	30,564
12/20	NEW YORK JETS (SA)	L	17-24	47,920	41,854
				887,390	823,853

1981 (11-4-1)

First - Eastern Division				Head Coach: Don Shula	
DATE	OPPONENT	W/L	SCORE	DISTRIB	ACTUAL
9/6	at St. Louis	W	20-7	50,923	50,351
9/10	PITTSBURGH (TH)	W	30-10	75,059	74,190
9/20	● at Houston	W	16-10	51,344	47,379
9/27	at Baltimore	W	31-28	42,452	41,630
10/4	NEW YORK JETS	T	28-28 (OT)	69,631	68,723
10/12	● at Buffalo (MN)	L	21-31	79,275	78,576
10/18	WASHINGTON	W	13-10	51,710	47,367
10/25	● at Dallas	L	27-28	65,066	64,221
11/1	BALTIMORE	W	27-10	50,473	46,061
11/8	● at New England	W	30-27 (OT)	61,297	60,436
11/15	OAKLAND	L	17-33	66,359	61,777
11/22	● at New York Jets	L	15-16	60,370	59,962
11/30	● PHILADELPHIA (MN)	w	13-10	73,916	67,797
12/6	NEW ENGLAND	W	24-14	54,326	50,421
12/13	at Kansas City	W	17-7	57,477	57,407
12/19	BUFFALO (SA)	W	16-6	73,629	72,956
				698,307	649,254

AMERICAN CONFERENCE PLAYOFF

1/2/82	● SAN DIEGO (SA)	L	38-41 (OT)	74,233	73,735
--------	------------------	---	------------	--------	--------

1982 (7-2)

Second - Eastern Division				Head Coach: Don Shula	
DATE	OPPONENT	W/L	SCORE	DISTRIB	ACTUAL
9/12	at New York Jets	W	45-28	54,236	53,360
9/19	BALTIMORE	W	24-20	53,823	51,999
11/21	at Buffalo	W	9-7	54,475	52,945
11/29	at Tampa Bay (MN)	L	17-23	70,686	54,854
12/5	MINNESOTA	W	22-14	50,474	45,721
12/12	at New England	L	0-3	33,293	25,716
12/18	NEW YORK JETS (SA)	W	20-19	67,825	67,702
12/27	BUFFALO (MN)	W	27-10	75,051	73,924
1/2/83	at Baltimore	W	34-7	22,354	19,073
				482,217	445,294

Games Lost to Strike: at Green Bay (9/26), at Cincinnati (10/3), DETROIT (10/10), NEW ENGLAND (10/17), at L.A. Raiders (10/31), SAN DIEGO (MN, 11/8), CLEVELAND (11/14)

AMERICAN CONFERENCE PLAYOFF (first round)

1/8/83	NEW ENGLAND (SA)	W	28-13	70,881	68,842
--------	------------------	---	-------	--------	--------

AMERICAN CONFERENCE PLAYOFF (second round)

1/16/83	● SAN DIEGO	W	34-13	73,772	71,383
---------	-------------	---	-------	--------	--------

AMERICAN CONFERENCE CHAMPIONSHIP

1/23/83	● NEW YORK JETS	W	14-0	74,918	67,396
---------	-----------------	---	------	--------	--------

SUPER BOWL XVII AT PASADENA

1/30/83	Washington	L	17-27		103,667
---------	------------	---	-------	--	---------

1983 (12-4)

First - Eastern Division				Head Coach: Don Shula	
DATE	OPPONENT	W/L	SCORE	DISTRIB	ACTUAL
9/4	at Buffalo	W	12-0	80,020	78,715
9/11	NEW ENGLAND	W	34-24	62,309	59,343
9/19	at L.A. Raiders (MN)	L	14-27	60,696	57,796
9/25	KANSAS CITY	W	14-6	55,125	50,785
10/2	at New Orleans	L	7-17	71,081	66,489
10/9	BUFFALO	L	35-38 (OT)	62,716	59,948
10/16	at New York Jets	W	32-14	60,370	58,615
10/23	at Baltimore	W	21-7	45,768	32,343
10/30	L.A. RAMS	W	30-14	74,856	72,175
11/6	at San Francisco	W	20-17 (OT)	61,047	57,832
11/13	at New England	L	6-17	61,150	60,771
11/20	BALTIMORE	W	37-0	59,736	54,482
11/28	● CINCINNATI (MN)	W	38-14	75,007	74,506
12/4	at Houston	W	24-17	50,365	39,434
12/10	ATLANTA (SA)	W	31-24	62,552	56,725
12/16	NEW YORK JETS (FR)	W	34-14	75,057	59,975
				1,017,855	939,934

AMERICAN CONFERENCE PLAYOFF

12/31	SEATTLE (SA)	L	20-27	75,116	71,032
-------	--------------	---	-------	--------	--------

1984 (14-2)

First - Eastern Division				Head Coach: Don Shula	
DATE	OPPONENT	W/L	SCORE	DISTRIB	ACTUAL
9/2	● at Washington	W	35-17	55,431	52,683
9/9	NEW ENGLAND	W	28-7	67,843	66,083
9/17	at Buffalo (MN)	W	21-17	66,317	65,455
9/23	INDIANAPOLIS	W	44-7	57,813	55,415
9/30	at St. Louis	W	36-28	48,605	46,991
10/7	● at Pittsburgh	W	31-7	59,103	59,103
10/14	HOUSTON	W	28-10	59,106	54,080
10/21	at New England	W	44-24	60,890	60,711
10/28	BUFFALO	W	38-7	61,897	58,824
11/4	at New York Jets	W	31-17	76,891	72,655
11/11	PHILADELPHIA	W	24-23	70,805	70,227
11/18	at San Diego	L	28-34 (OT)	60,234	53,041
11/26	NEW YORK JETS (MN)	W	28-17	75,002	74,884
12/2	● L.A. RAIDERS	L	34-45	75,151	71,222
12/9	● at Indianapolis	W	35-17	60,695	60,411
12/17	● DALLAS (MN)	W	28-21	75,105	74,139
				1,030,888	995,924

AMERICAN CONFERENCE PLAYOFF

12/29	● SEATTLE (SA)	W	31-10	74,291	73,469
-------	----------------	---	-------	--------	--------

AMERICAN CONFERENCE CHAMPIONSHIP

1/6/85	● PITTSBURGH	W	45-28	76,029	76,029
--------	--------------	---	-------	--------	--------

SUPER BOWL XIX AT PALO ALTO

1/20/85	San Francisco	L	16-38		84,059
---------	---------------	---	-------	--	--------

1985 (12-4)

First - Eastern Division					Head Coach: Don Shula	
DATE	OPPONENT	W/L	SCORE	DISTRIB	ACTUAL	
9/8	at Houston	L	23-26	50,157	47,656	
9/15	INDIANAPOLIS	W	30-13	57,772	53,693	
9/22	KANSAS CITY	W	31-0	72,238	69,791	
9/29	● at Denver	W	30-26	75,100	73,614	
10/6	● PITTSBURGH	W	24-20	75,070	72,820	
10/14	● at New York Jets (MN)	L	7-23	76,891	73,807	
10/20	TAMPA BAY	W	41-38	62,987	62,335	
10/27	● at Detroit	L	21-31	80,638	75,291	
11/3	● at New England	L	13-17	61,000	58,811	
11/10	● NEW YORK JETS	W	21-17	75,275	73,695	
11/17	● at Indianapolis	W	34-20	60,656	59,666	
11/24	at Buffalo	W	23-14	53,529	50,474	
12/2	● CHICAGO (MN)	W	38-24	75,594	75,594	
12/8	● at Green Bay	W	34-24	56,860	52,671	
12/16	● NEW ENGLAND (MN)	W	30-27	75,825	69,489	
12/22	BUFFALO	W	28-0	65,686	64,811	
				1,075,278	1,034,218	

AMERICAN CONFERENCE PLAYOFF

1/4/86	● CLEVELAND (SA)	W	24-21	75,842	75,128
--------	------------------	---	-------	--------	--------

AMERICAN CONFERENCE CHAMPIONSHIP

1/12/86	● NEW ENGLAND	L	14-31	76,270	74,978
---------	---------------	---	-------	--------	--------

1986 (8-8)

Third - Eastern Division					Head Coach: Don Shula	
DATE	OPPONENT	W/L	SCORE	DISTRIB	ACTUAL	
9/7	● at San Diego	L	28-50	60,147	57,726	
9/14	INDIANAPOLIS	W	30-10	58,442	51,848	
9/21	● at New York Jets	L	45-51 (OT)	76,891	71,025	
9/28	SAN FRANCISCO	L	16-31	74,730	70,264	
10/5	● at New England	L	7-34	61,000	60,689	
10/12	BUFFALO	W	27-14	59,089	49,467	
10/19	● L.A. RAIDERS	L	28-30	75,284	53,421	
10/26	● at Indianapolis	W	17-13	60,596	58,350	
11/2	HOUSTON	W	28-7	56,321	43,804	
11/10	● at Cleveland (MN)	L	16-26	79,793	77,949	
11/16	● at Buffalo	W	34-24	80,290	76,474	
11/24	● NEW YORK JETS (MN)	W	45-3	76,254	70,206	
11/30	ATLANTA	L	14-20	62,309	53,762	
12/7	at New Orleans	W	31-27	69,136	64,761	
12/14	● at L.A. Rams	W	37-31 (OT)	68,379	62,629	
12/22	NEW ENGLAND (MN)	L	27-34	76,254	74,516	
				1,094,915	996,891	

1987 (8-7)

Third - Eastern Division					Head Coach: Don Shula	
DATE	OPPONENT	W/L	SCORE	DISTRIB	ACTUAL	
9/13	● at New England	L	21-28	60,864	54,642	
9/20	at Indianapolis	W	23-10	58,704	57,524	
10/4	● at Seattle	L	20-24	32,056	19,448	
10/11	KANSAS CITY	W	42-0	43,875	25,867	
10/18	● at New York Jets	L	31-37 (OT)	39,000	18,249	
10/25	BUFFALO	L	31-34 (OT)	70,592	61,295	
11/1	PITTSBURGH	W	35-24	72,028	52,578	
11/8	● at Cincinnati	W	20-14	59,931	53,840	
11/15	INDIANAPOLIS	L	21-40	72,070	65,433	

11/22	● at Dallas (SN)	W	20-14	63,292	56,519
11/29	at Buffalo	L	0-27	72,350	68,055
12/7	● NEW YORK JETS (MN)	W	37-28	72,672	62,592
12/13	● at Philadelphia	W	28-10	65,746	63,841
12/20	● WASHINGTON (SN)	W	23-21	72,743	65,715
12/28	● NEW ENGLAND (MN)	L	10-24	72,630	61,192
				928,553	786,790

Game Lost to Strike: NEW YORK GIANTS (9/27)

1988 (6-10)

Fifth - Eastern Division				Head Coach: Don Shula	
DATE	OPPONENT	W/L	SCORE	DISTRIB	ACTUAL
9/4	● at Chicago	L	7-34	66,496	63,330
9/11	● at Buffalo	L	6-9	80,343	79,529
9/18	GREEN BAY	W	24-17	61,965	54,409
9/25	● at Indianapolis	L	13-15	60,577	59,638
10/2	MINNESOTA	W	24-7	65,757	59,867
10/9	at L.A. Raiders	W	24-14	55,178	50,751
10/16	SAN DIEGO	W	31-28	64,623	58,972
10/23	NEW YORK JETS	L	30-44	72,756	68,292
10/30	at Tampa Bay	W	17-14	74,314	67,352
11/6	● at New England	L	10-21	60,945	60,840
11/14	BUFFALO (MN)	L	6-31	72,610	67,091
11/20	NEW ENGLAND (SN)	L	3-6	65,009	53,525
11/27	● at New York Jets	L	34-38	76,891	52,752
12/4	INDIANAPOLIS	L	28-31	61,613	45,236
12/12	CLEVELAND (MN)	W	38-31	71,518	61,884
12/18	● at Pittsburgh	L	24-40	59,000	36,051
				1,069,595	939,519

1989 (8-8)

First - Eastern Division				Head Coach: Don Shula	
DATE	OPPONENT	W/L	SCORE	DISTRIB	ACTUAL
9/10	BUFFALO	L	24-27	58,373	54,541
9/17	at New England	W	24-10	58,089	57,043
9/24	NEW YORK JETS	L	33-40	67,673	65,908
10/1	at Houston	L	7-39	53,617	53,326
10/8	CLEVELAND	W	13-10 (OT)	64,542	58,444
10/15	● at Cincinnati	W	20-13	60,044	58,184
10/22	GREEN BAY	W	23-20	60,570	56,624
10/29	● at Buffalo	L	17-31	80,422	80,208
11/5	INDIANAPOLIS	W	19-13	57,916	52,680
11/12	● at New York Jets	W	31-23	76,891	65,923
11/19	at Dallas	W	17-14	58,738	56,044
11/26	PITTSBURGH	L	14-34	65,302	59,936
12/3	at Kansas City	L	21-26	56,004	54,610
12/10	NEW ENGLAND (SN)	W	31-10	62,127	55,918
12/17	● at Indianapolis	L	13-42	60,643	55,665
12/24	KANSAS CITY	L	24-27	55,952	43,612
				996,903	928,666

1990 (12-4)

Second - Eastern Division				Head Coach: Don Shula	
DATE	OPPONENT	W/L	SCORE	DISTRIB	ACTUAL
9/9	at New England	W	27-24	45,628	45,305
9/16	BUFFALO	W	30-7	68,490	68,142
9/23	● at New York Giants	L	3-20	77,186	76,483
9/30	● at Pittsburgh	W	28-6	59,000	54,691
10/7	NEW YORK JETS	W	20-16	71,835	69,678

10/18	NEW ENGLAND (TH)	W	17-10	65,017	62,630
10/28	● at Indianapolis	W	27-7	60,649	59,213
11/4	PHOENIX	W	23-3	57,652	54,924
11/11	● at New York Jets	W	17-3	76,891	68,362
11/19	● L.A. RAIDERS (MN)	L	10-13	72,393	70,553
11/25	at Cleveland	W	30-13	73,195	70,225
12/2	● at Washington	L	20-42	55,683	53,599
12/9	● PHILADELPHIA (SN)	W	23-20 (OT)	71,904	67,034
12/16	SEATTLE	W	24-17	61,843	57,851
12/23	● at Buffalo	L	14-24	80,433	80,235
12/30	INDIANAPOLIS	W	23-17	63,797	59,547
				1,061,596	1,018,472

AMERICAN CONFERENCE FIRST ROUND PLAYOFF

1/5/91	● KANSAS CITY (SA)	W	17-16	73,067	67,276
--------	--------------------	---	-------	--------	--------

AMERICAN CONFERENCE DIVISIONAL PLAYOFF

1/12/91	● at Buffalo (SA)	L	34-44	80,252	77,087
---------	-------------------	---	-------	--------	--------

1991 (8-8)

First - Eastern Division

Head Coach: Don Shula

DATE	OPPONENT	W/L	SCORE	DISTRIB	ACTUAL
9/1	● at Buffalo	L	31-35	80,368	80,252
9/8	INDIANAPOLIS	W	17-6	55,076	51,155
9/15	at Detroit	L	13-17	59,693	56,896
9/22	GREEN BAY	W	16-13	57,799	56,583
9/29	● at New York Jets	L	23-41	76,891	71,170
10/6	at New England	W	20-10	55,075	49,749
10/13	● at Kansas City	L	7-42	77,865	76,021
10/20	HOUSTON	L	13-17	66,328	60,705
11/3	at Indianapolis	W	10-6	57,154	55,899
11/10	NEW ENGLAND (SN)	W	30-20	59,169	56,065
11/18	● BUFFALO (MN)	L	27-41	72,839	71,062
11/24	● at Chicago	W	16-13 (OT)	66,946	58,288
12/1	TAMPA BAY	W	33-14	59,393	51,036
12/9	CINCINNATI (MN)	W	37-13	64,844	60,616
12/15	at San Diego	L	30-38	53,140	47,731
12/22	● NEW YORK JETS	L	20-23 (OT)	72,487	69,636
				1,035,067	972,864

1992 (11-5)

First - Eastern Division

Head Coach: Don Shula

DATE	OPPONENT	W/L	SCORE	DISTRIB	ACTUAL
9/14	at Cleveland (MN)	W	27-23	76,910	74,765
9/20	L.A. RAMS	W	26-10	59,892	55,945
9/27	● at Seattle	W	19-17	65,879	59,374
10/4	● at Buffalo	W	37-10	80,404	80,368
10/11	ATLANTA	W	21-17	71,646	68,633
10/18	NEW ENGLAND	W	38-17	61,120	57,282
10/25	INDIANAPOLIS	L	20-31	62,515	61,117
11/1	● at New York Jets	L	14-26	76,891	69,313
11/8	at Indianapolis	W	28-0	61,046	59,892
11/16	● BUFFALO (MN)	L	20-26	72,460	70,629
11/22	● HOUSTON	W	19-16	72,009	63,597
11/29	● at New Orleans	L	13-24	68,591	68,591
12/6	● at San Francisco	L	3-27	66,461	58,474
12/14	● L.A. RAIDERS (MN)	W	20-7	72,220	67,098
12/20	● NEW YORK JETS (SN)	W	19-17	72,133	68,275
12/27	at New England	W	16-13 (OT)	43,137	34,726
				1,083,314	1,018,079

AMERICAN CONFERENCE DIVISIONAL PLAYOFF

1/10/93	● SAN DIEGO	W	31-0	72,625	71,224
---------	-------------	---	------	--------	--------

AMERICAN CONFERENCE CHAMPIONSHIP

1/17/93	● BUFFALO	L	10-29	72,996	72,703
---------	-----------	---	-------	--------	--------

1993 (9-7)

Second - Eastern Division			Head Coach: Don Shula		
DATE	OPPONENT	W/L	SCORE	DISTRIB	ACTUAL
9/5	at Indianapolis	W	24-20	54,249	51,858
9/12	NEW YORK JETS	L	14-24	73,150	70,314
9/26	● at Buffalo	W	22-13	80,076	79,635
10/4	● WASHINGTON (MN)	W	17-10	73,672	68,568
10/10	● at Cleveland	W	24-14	78,512	78,138
10/24	● INDIANAPOLIS (SN)	W	41-27	61,209	57,301
10/31	● KANSAS CITY	W	30-10	73,886	67,765
11/7	● at New York Jets	L	10-27	77,289	71,306
11/14	● at Philadelphia	W	19-14	66,552	64,213
11/21	● NEW ENGLAND	W	17-13	65,929	59,982
11/25	● at Dallas (TH)	W	16-14	60,198	60,198
12/5	● NEW YORK GIANTS	L	14-19	74,444	72,161
12/13	● PITTSBURGH (MN)	L	20-21	73,882	70,232
12/19	● BUFFALO	L	34-47	74,504	71,597
12/27	● at San Diego (MN)	L	20-45	63,349	60,311
1/2/94	● at New England	L	27-33 (OT)	60,290	53,883
				1,111,191	1,057,462

1994 (11-5)

First - Eastern Division			Head Coach: Don Shula		
DATE	OPPONENT	W/L	SCORE	DISTRIB	ACTUAL
9/4	NEW ENGLAND	W	39-35	73,821	71,023
9/11	● at Green Bay (at Mil.)	W	24-14	56,051	55,011
9/18	● NEW YORK JETS	W	28-14	73,925	68,977
9/25	● at Minnesota	L	35-38	64,035	64,035
10/2	● at Cincinnati (SN)	W	23-7	59,943	55,056
10/9	● at Buffalo	L	11-21	79,583	79,491
10/16	● L.A. RAIDERS	W	20-17 (OT)	74,207	70,112
10/30	● at New England	W	23-3	60,292	59,167
11/6	● INDIANAPOLIS	W	22-21	74,028	71,158
11/13	● CHICAGO	L	14-17	74,340	64,871
11/20	● at Pittsburgh	L	13-16 (OT)	59,148	59,148
11/27	● at New York Jets	W	28-24	77,716	75,606
12/4	● BUFFALO (SN)	L	31-42	74,436	69,358
12/12	● KANSAS CITY (MN)	W	45-28	74,421	71,578
12/18	● at Indianapolis	L	6-10	60,714	58,867
12/25	● DETROIT (SN)	W	27-20	74,302	70,980
				1,110,962	1,064,438

AMERICAN CONFERENCE FIRST-ROUND PLAYOFF

12/31	● KANSAS CITY (SA)	W	27-17	74,248	69,757
-------	--------------------	---	-------	--------	--------

AMERICAN CONFERENCE DIVISIONAL PLAYOFF

1/8/95	● at San Diego	L	21-22	63,682	63,381
--------	----------------	---	-------	--------	--------

1995 (9-7)

Third - Eastern Division			Head Coach: Don Shula		
DATE	OPPONENT	W/L	SCORE	DISTRIB	ACTUAL
9/3	● NEW YORK JETS	W	52-14	74,900	71,317
9/10	● at New England	W	20-3	60,292	60,239

9/18	● PITTSBURGH (MN)	W	23-10	75,186	72,874
10/1	● at Cincinnati	W	26-23	56,448	52,671
10/8	● INDIANAPOLIS	L	24-27 (OT)	75,181	68,471
10/15	at New Orleans	L	30-33	64,529	55,628
10/22	● at N.Y. Jets	L	16-17	77,716	67,228
10/29	● BUFFALO	W	23-6	75,224	71,060
11/5	● at San Diego (SN)	W	24-14	63,199	61,996
11/12	● NEW ENGLAND	L	17-34	75,378	70,399
11/20	● SAN FRANCISCO (MN)	L	20-44	75,557	73,080
11/26	● at Indianapolis	L	28-36	60,902	60,414
12/3	● ATLANTA	W	21-20	75,217	63,395
12/11	● KANSAS CITY (MN)	W	13-6	75,311	70,321
12/17	● at Buffalo	L	20-23	79,703	79,531
12/24	● at St. Louis	W	41-22	65,728	63,876
				1,129,674	1,062,500

AMERICAN CONFERENCE FIRST-ROUND PLAYOFF

12/30	● at Buffalo (SA)	L	22-37	79,671	73,103
-------	-------------------	---	-------	--------	--------

1996 (8-8)

Fourth - Eastern Division				Head Coach: Jimmy Johnson	
DATE	OPPONENT	W/L	SCORE	DISTRIB	ACTUAL
9/1	● NEW ENGLAND	W	24-10	74,855	71,542
9/8	at Arizona (SN)	W	38-10	57,988	55,444
9/15	● NEW YORK JETS	W	36-27	75,103	68,137
9/23	● at Indianapolis (MN)	L	6-10	61,393	60,891
10/6	● SEATTLE	L	15-22	75,224	59,539
10/13	● at Buffalo	W	21-7	79,803	79,642
10/20	● at Philadelphia	L	28-35	66,890	66,240
10/27	● DALLAS	L	10-29	75,651	75,283
11/3	● at New England	L	23-42	60,292	58,942
11/10	● INDIANAPOLIS	W	37-13	75,387	66,623
11/17	at Houston	W	23-20	48,890	47,358
11/25	● PITTSBURGH (MN)	L	17-24	75,507	73,489
12/1	● at Oakland	L	7-17	61,436	60,591
12/8	● NEW YORK GIANTS	L	7-17	75,234	63,889
12/16	● BUFFALO (MN)	W	16-14	75,388	67,016
12/22	● at New York Jets	W	31-28	77,716	47,271
				1,115,257	1,022,297

1997 (9-7)

Second - Eastern Division				Head Coach: Jimmy Johnson	
DATE	OPPONENT	W/L	SCORE	PAID ATT.	
8/31	INDIANAPOLIS	W	16-10		70,813
9/7	TENNESSEE	W	16-13 (OT)		64,439
9/14	● at Green Bay	L	18-23		60,075
9/21	● at Tampa Bay (SN)	L	21-31		73,314
10/5	● KANSAS CITY	W	17-14		71,794
10/12	● at New York Jets	W	31-20		75,601
10/19	● at Baltimore	W	24-13		64,354
10/27	● CHICAGO (MN)	L	33-36 (OT)		73,156
11/2	● at Buffalo	L	6-9		78,011
11/9	● NEW YORK JETS	W	24-17		73,089
11/17	● BUFFALO (MN)	W	30-13		74,155
11/23	● at New England	L	24-27		59,002
11/30	at Oakland	W	34-16		50,569
12/7	● DETROIT (SN)	W	33-30		72,266
12/14	● at Indianapolis	L	0-41		61,282
12/22	● NEW ENGLAND (MN)	L	12-14		74,379
					1,095,669

AMERICAN CONFERENCE FIRST-ROUND PLAYOFF

12/28	● at New England	L	3-17	60,041
-------	------------------	---	------	--------

1998 (10-6)

Second - Eastern Division **Head Coach: Jimmy Johnson**

DATE	OPPONENT	W/L	SCORE	PAID ATT.
------	----------	-----	-------	-----------

9/6	● at Indianapolis	W	24-15	65,087
9/13	● BUFFALO	W	13-7	73,097
9/20	● PITTSBURGH	W	21-0	73,948
10/4	● at N.Y. Jets	L	9-20	75,257
10/12	● at Jacksonville (MN)	L	21-28	74,051
10/18	ST. LOUIS	W	14-0	65,418
10/25	● NEW ENGLAND	W	12-9 (OT)	73,973
11/1	● at Buffalo	L	24-30	79,011
11/8	● INDIANAPOLIS	W	27-14	73,400
11/15	at Carolina	W	13-9	67,887
11/23	● at New England (MN)	L	23-26	58,729
11/29	● NEW ORLEANS	W	30-10	73,216
12/6	at Oakland	W	27-17	61,254
12/13	● N.Y. JETS (SN)	L	16-21	74,369
12/21	● DENVER (MN)	W	31-21	74,363
12/27	● at Atlanta	L	16-38	69,754

1,132,814

AMERICAN CONFERENCE FIRST-ROUND PLAYOFF

1/2/99	● BUFFALO (SA)	W	24-17	72,698
--------	----------------	---	-------	--------

AMERICAN CONFERENCE DIVISIONAL PLAYOFF

1/9/99	● at Denver (SA)	L	3-38	75,729
--------	------------------	---	------	--------

1999 (9-7)

Third - Eastern Division **Head Coach: Jimmy Johnson**

DATE	OPPONENT	W/L	SCORE	PAID ATT.
------	----------	-----	-------	-----------

9/13	● at Denver (MN)	W	38-21	75,623
9/19	● ARIZONA	W	19-16	73,618
10/4	● BUFFALO (MN)	L	18-23	74,073
10/10	● at Indianapolis	W	34-31	56,810
10/17	● at New England	W	31-30	60,006
10/24	● PHILADELPHIA	W	16-13	73,975
10/31	at Oakland	W	16-9	61,556
11/7	● TENNESSEE (SN)	W	17-0	74,109
11/14	● at Buffalo	L	3-23	72,810
11/21	● NEW ENGLAND	W	27-17	74,295
11/25	● at Dallas (TH)	L	0-20	64,328
12/5	● INDIANAPOLIS	L	34-37	74,096
12/12	● at New York Jets	L	20-28	78,246
12/19	● SAN DIEGO	W	12-9	73,765
12/27	● NEW YORK JETS (MN)	L	31-38	74,230
1/2/00	● at Washington	L	10-21	78,106

1,139,646

AMERICAN CONFERENCE FIRST-ROUND PLAYOFF

1/9/00	● at Seattle	W	20-17	66,170
--------	--------------	---	-------	--------

AMERICAN CONFERENCE DIVISIONAL PLAYOFF

1/15/00	● at Jacksonville (SA)	L	7-62	75,173
---------	------------------------	---	------	--------

2000 (11-5)**First - Eastern Division**

Head Coach: Dave Wannstedt

DATE	OPPONENT	W/L	SCORE	PAID ATT.
9/3	● SEATTLE	W	23-0	72,949
9/10	● at Minnesota	L	7-13	64,112
9/17	● BALTIMORE (SN)	W	19-6	73,464
9/24	● NEW ENGLAND	W	10-3	73,344
10/1	at Cincinnati	W	31-16	61,535
10/8	● BUFFALO	W	22-13	73,901
10/23	● at New York Jets (MN)	L	37-40 (OT)	78,389
10/29	● GREEN BAY	W	28-20	73,740
11/5	● at Detroit	W	23-8	77,813
11/12	● at San Diego	W	17-7	56,896
11/19	● NEW YORK JETS	L	3-20	74,320
11/26	● at Indianapolis	W	17-14	56,935
12/3	● at Buffalo	W	33-6	73,002
12/10	● TAMPA BAY	L	13-16	74,307
12/17	● INDIANAPOLIS	L	13-20	73,884
12/24	● at New England	W	27-24	60,292

1,118,883**AMERICAN CONFERENCE FIRST-ROUND PLAYOFF**

12/30	INDIANAPOLIS (SA)	W	23-17 (OT)	73,193
-------	-------------------	---	------------	--------

AMERICAN CONFERENCE DIVISIONAL PLAYOFF

1/6/01	● at Oakland (SA)	L	0-27	61,998
--------	-------------------	---	------	--------

2001 (11-5)**Second - Eastern Division**

Head Coach: Dave Wannstedt

DATE	OPPONENT	W/L	SCORE	PAID ATT.
9/9	● at Tennessee (SN)	W	31-23	68,798
9/23	● OAKLAND	W	18-15	73,404
9/30	● at St. Louis	L	10-42	66,046
10/7	● NEW ENGLAND	W	30-10	73,024
10/14	● at New York Jets	L	17-21	78,823
10/28	at Seattle	W	24-20	59,108
11/4	● CAROLINA	W	23-6	72,597
11/11	● at Indianapolis	W	27-24	57,127
11/18	● NEW YORK JETS	L	0-24	74,259
11/25	at Buffalo	W	34-27	73,063
12/2	● DENVER	W	21-10	73,938
12/10	● INDIANAPOLIS (MN)	W	41-6	73,858
12/16	● at San Francisco	L	0-21	68,223
12/22	● at New England (SA)	L	13-20	60,292
12/30	● ATLANTA	W	21-14	73,619
1/6/02	● BUFFALO	W	34-7	73,428

1,118,883**AMERICAN CONFERENCE FIRST-ROUND PLAYOFF**

1/13/02	● BALTIMORE	L	3-20	72,251
---------	-------------	---	------	--------

2002 (9-7)**Third - Eastern Division**

Head Coach: Dave Wannstedt

DATE	OPPONENT	W/L	SCORE	PAID ATT.
9/8	● DETROIT	W	49-21	72,216
9/15	● at Indianapolis	W	21-13	56,650
9/22	● NEW YORK JETS	W	30-3	73,426
9/29	● at Kansas City	L	30-48	78,178
10/6	● NEW ENGLAND	W	26-13	73,369
10/13	● at Denver (SN)	W	24-22	75,941

10/20	● BUFFALO	L	10-23	73,180
11/4	● at Green Bay (MN)	L	10-24	63,284
11/10	● at New York Jets (SN)	L	10-13	78,920
11/17	● BALTIMORE	W	26-7	73,013
11/24	● SAN DIEGO	W	30-3	73,138
12/1	● at Buffalo	L	21-38	73,287
12/9	● CHICAGO (MN)	W	27-9	73,609
12/15	● OAKLAND	W	23-17	73,572
12/21	● at Minnesota (SA)	L	17-20	64,285
12/29	● at New England	L	24-27 (OT)	68,436

1,144,504

2003 (10-6)

Third - Eastern Division				Head Coach: Dave Wannstedt	
DATE	OPPONENT	W/L	SCORE	PAID ATT.	
9/7	● HOUSTON	L	20-21	73,010	
9/14	● at New York Jets	W	21-10	77,461	
9/21	● BUFFALO (SN)	W	17-7	73,458	
10/5	● at New York Giants	W	23-10	78,863	
10/12	● at Jacksonville	W	24-10	66,437	
10/19	● NEW ENGLAND	L	13-19	73,650	
10/27	● at San Diego (at Tempe) (MN)	W	26-10	73,014	
11/2	● INDIANAPOLIS	L	17-23	73,258	
11/9	● at Tennessee	L	7-31	68,809	
11/16	● BALTIMORE	W	9-6 (OT)	73,333	
11/23	● WASHINGTON (SN)	W	24-23	73,578	
11/27	● at Dallas (TH)	W	40-21	64,110	
12/7	● at New England	L	0-12	68,436	
12/15	● PHILADELPHIA (MN)	L	27-34	73,780	
12/21	● at Buffalo	W	20-3	73,319	
12/28	● NEW YORK JETS	W	23-21	73,720	

1,158,236

2004 (4-12)

Fourth - Eastern Division				Head Coaches: Dave Wannstedt (Games 1-9) Jim Bates (Games 10-16)	
DATE	OPPONENT	W/L	SCORE	PAID ATT.	
9/11	● TENNESSEE (SA)	L	7-17	69,987	
9/19	● at Cincinnati (SN)	L	13-16	65,705	
9/26	● PITTSBURGH (SN)	L	3-13	72,225	
10/3	● NEW YORK JETS	L	9-17	73,157	
10/10	● at New England	L	10-24	68,756	
10/17	● at Buffalo	L	13-20	72,714	
10/24	● ST. LOUIS	W	31-14	72,945	
11/1	● at New York Jets (MN)	L	14-41	78,216	
11/7	● ARIZONA	L	23-24	72,612	
11/21	● at Seattle	L	17-24	66,644	
11/28	● at San Francisco	W	24-17	66,156	
12/5	● BUFFALO	L	32-42	73,084	
12/12	● at Denver	L	17-20	75,027	
12/20	● NEW ENGLAND (MN)	W	29-28	73,629	
12/26	● CLEVELAND (SN)	W	10-7	73,169	
1/2/05	● at Baltimore	L	23-30	69,843	

1,143,869

2005 (9-7)

Second - Eastern Division				Head Coach: Nick Saban	
DATE	OPPONENT	W/L	SCORE	PAID ATT.	
9/11	● DENVER	W	34-10	72,324	
9/18	● at New York Jets	L	7-17	77,918	
9/25	● CAROLINA	W	27-24	72,288	

10/9	● at Buffalo	L	14-20	72,160
10/16	● at Tampa Bay	L	13-27	65,168
10/21	● KANSAS CITY (FR)	L	20-30	68,350
10/30	● at New Orleans	W	21-6	61,643
11/6	● ATLANTA	L	10-17	72,187
11/13	● NEW ENGLAND	L	16-23	73,405
11/20	● at Cleveland	L	0-22	72,773
11/27	at Oakland	W	33-21	49,097
12/4	● BUFFALO	W	24-23	72,051
12/11	● at San Diego	W	23-21	65,026
12/18	● NEW YORK JETS	W	24-20	72,650
12/24	● TENNESSEE (SA)	W	24-10	72,001
1/1/06	● at New England	W	28-26	68,756

1,107,797

2006 (6-10)

Fourth - Eastern Division				Head Coach: Nick Saban
DATE	OPPONENT	W/L	SCORE	PAID ATT.
9/7	● at Pittsburgh (TH)	L	17-28	64,927
9/17	● BUFFALO	L	6-16	72,797
9/24	● TENNESSEE	W	13-10	72,733
10/1	● at Houston	L	15-17	70,071
10/8	● at New England	L	10-20	68,756
10/15	● at New York Jets	L	17-20	77,439
10/22	● GREEN BAY	L	24-34	73,548
11/5	● at Chicago	W	31-13	62,206
11/12	● KANSAS CITY	W	13-10	73,132
11/19	● MINNESOTA	W	24-20	73,070
11/23	● at Detroit (TH)	W	27-10	61,562
12/3	● JACKSONVILLE	L	10-24	73,160
12/10	● NEW ENGLAND	W	21-0	74,033
12/17	at Buffalo	L	0-21	71,011
12/25	● NEW YORK JETS (MN)	L	10-13	73,500
12/31	● at Indianapolis	L	22-27	57,310

1,116,255

2007 (1-15)

Fourth - Eastern Division				Head Coach: Cam Cameron
DATE	OPPONENT	W/L	SCORE	PAID ATT.
9/9	● at Washington	L	13-16 (OT)	90,163
9/16	● DALLAS	L	20-37	71,615
9/23	● at New York Jets	L	28-31	77,197
9/30	● OAKLAND	L	17-35	70,621
10/7	● at Houston	L	19-22	70,156
10/14	● at Cleveland	L	31-41	73,198
10/21	● NEW ENGLAND	L	28-49	71,951
10/28	● N.Y. GIANTS (London, Eng.)	L	10-13	81,176
11/11	● BUFFALO	L	10-13	70,615
11/18	● at Philadelphia	L	7-17	68,934
11/26	● at Pittsburgh (MN)	L	0-3	57,704
12/2	● NEW YORK JETS	L	13-40	71,109
12/9	● at Buffalo	L	17-38	71,018
12/16	● BALTIMORE	W	22-16 (OT)	70,287
12/23	● at New England	L	7-28	68,756
12/30	● CINCINNATI	L	25-38	70,461

1,085,483

2008 (11-5)**First - Eastern Division**Head Coach: **Tony Sparano**

DATE	OPPONENT	W/L	SCORE	PAID ATT.
9/7	● NEW YORK JETS	L	14-20	65,859
9/14	● at Arizona	L	10-31	63,445
9/21	● at New England	W	38-13	68,756
10/5	● SAN DIEGO	W	17-10	65,063
10/12	● at Houston	L	28-29	70,023
10/19	● BALTIMORE	L	13-27	64,972
10/26	● BUFFALO	W	25-16	65,011
11/2	● at Denver	W	26-17	75,499
11/9	● SEATTLE	W	21-19	64,862
11/16	● OAKLAND	W	17-15	65,113
11/23	● NEW ENGLAND	L	28-48	67,146
11/30	● at St. Louis	W	16-12	61,046
12/7	● at Buffalo (Toronto, Canada)	W	16-3	52,134
12/14	● SAN FRANCISCO	W	14-9	65,893
12/21	● at Kansas City	W	38-31	73,689
12/28	● at New York Jets	W	24-17	79,454

1,067,965**AMERICAN CONFERENCE WILD CARD PLAYOFF**

1/4/09	● BALTIMORE	L	9-27	74,240
--------	-------------	---	------	--------

2009 (7-9)**Third - Eastern Division**Head Coach: **Tony Sparano**

DATE	OPPONENT	W/L	SCORE	PAID ATT.
9/13	● at Atlanta	L	7-19	67,606
9/21	● INDIANAPOLIS (MN)	L	23-27	66,227
9/27	● at San Diego	L	13-23	67,230
10/4	● BUFFALO	W	38-10	65,523
10/12	● NEW YORK JETS (MN)	W	31-27	69,767
10/25	● NEW ORLEANS	L	34-46	66,689
11/1	● at New York Jets	W	30-25	77,531
11/8	● at New England	L	17-27	68,756
11/15	● TAMPA BAY	W	25-23	66,085
11/19	● at Carolina (TH)	W	24-17	73,475
11/29	● at Buffalo	L	14-31	70,155
12/6	● NEW ENGLAND	W	22-21	70,102
12/13	at Jacksonville	W	14-10	60,457
12/20	● at Tennessee	L	24-27 (OT)	69,143
12/27	● HOUSTON	L	20-27	65,847
1/3/10	● PITTSBURGH	L	24-30	70,102

1,160,554**2010 (7-9)****Third - Eastern Division**Head Coach: **Tony Sparano**

DATE	OPPONENT	W/L	SCORE	PAID ATT.
9/12	● at Buffalo	W	15-10	69,295
9/19	● at Minnesota	W	14-10	63,846
9/26	● NEW YORK JETS (SN)	L	23-31	70,481
10/4	● NEW ENGLAND (MN)	L	14-41	69,090
10/17	● at Green Bay	W	23-20 (OT)	70,815
10/24	● PITTSBURGH	L	22-23	69,867
10/31	● at Cincinnati	W	22-14	63,179
11/7	● at Baltimore	L	10-26	71,305
11/14	● TENNESSEE	W	29-17	65,585
11/18	● CHICAGO (TH)	L	0-16	68,752
11/28	at Oakland	W	33-17	48,946
12/5	● CLEVELAND	L	10-13	65,942

12/12	● at New York Jets	W	10-6	78,948
12/19	● BUFFALO	L	14-17	65,511
12/26	● DETROIT	L	27-34	66,731
1/2/11	● at New England	L	7-38	68,756

1,076,049

2011 (6-10)

Third - Eastern Division

Head Coaches: Tony Sparano (Games 1-13)
Todd Bowles (Games 14-16)

DATE	OPPONENT	W/L	SCORE	PAID ATT.
9/12	● NEW ENGLAND (MN)	L	24-38	66,860
9/18	● HOUSTON	L	13-23	51,032
9/25	● at Cleveland	L	16-17	66,651
10/2	at San Diego	L	16-26	63,002
10/17	● at New York Jets (MN)	L	6-24	78,912
10/23	● DENVER	L	15-18 (OT)	63,800
10/30	● at New York Giants	L	17-20	79,302
11/6	● at Kansas City	W	31-3	72,263
11/13	● WASHINGTON	W	20-9	57,007
11/20	● BUFFALO	W	35-8	57,531
11/24	● at Dallas (TH)	L	19-20	87,418
12/4	● OAKLAND	W	34-14	57,225
12/11	● PHILADELPHIA	L	10-26	67,823
12/18	at Buffalo	W	30-23	60,988
12/24	● at New England (SA)	L	24-27	68,756
1/1/12	● NEW YORK JETS	W	19-17	65,811

1,046,381

2012 (7-9)

Second - Eastern Division

Head Coach: Joe Philbin

DATE	OPPONENT	W/L	SCORE	PAID ATT.
9/9	● at Houston	L	10-30	71,566
9/16	● OAKLAND	W	35-13	54,245
9/23	● NEW YORK JETS	L	20-23 (OT)	60,102
9/30	● at Arizona	L	21-24 (OT)	60,183
10/7	● at Cincinnati	W	17-13	61,162
10/14	● ST. LOUIS	W	17-14	52,983
10/28	● at New York Jets	W	30-9	79,088
11/4	● at Indianapolis	L	20-23	66,479
11/11	● TENNESSEE	L	3-37	60,165
11/15	● at Buffalo (TH)	L	14-19	69,118
11/25	● SEATTLE	W	24-21	51,295
12/2	● NEW ENGLAND	L	16-23	72,114
12/9	● at San Francisco	L	13-27	69,732
12/16	● JACKSONVILLE	W	24-3	53,667
12/23	● BUFFALO	W	24-10	54,462
12/30	● at New England	L	0-28	68,756

1,005,117

2013 (8-8)

Third - Eastern Division

Head Coach: Joe Philbin

DATE	OPPONENT	W/L	SCORE	PAID ATT.
9/8	● at Cleveland	W	23-10	71,513
9/15	● at Indianapolis	W	24-20	65,406
9/22	● ATLANTA	W	27-23	70,660
9/30	● at New Orleans (MN)	L	17-38	73,118
10/6	● BALTIMORE	L	23-26	68,342
10/20	● BUFFALO	L	21-23	60,592
10/27	● at New England	L	17-27	68,756
10/31	● CINCINNATI (TH)	W	22-20 (OT)	52,388
11/11	● at Tampa Bay (MN)	L	19-22	64,448

11/17	● SAN DIEGO	W	20-16	60,256
11/24	● CAROLINA	L	16-20	60,156
12/01	● at New York Jets	W	23-3	76,957
12/08	● at Pittsburgh	W	34-28	52,489
12/15	● NEW ENGLAND	W	24-20	71,863
12/22	at Buffalo	L	0-19	54,305
12/29	● NEW YORK JETS	L	7-20	70,296

1,041,545

2014 (8-8)

Third - Eastern Division				Head Coach: Joe Philbin	
DATE	OPPONENT	W/L	SCORE	PAID ATT.	
9/7	● NEW ENGLAND	W	33-20	70,630	
9/14	● at Buffalo	L	10-29	69,954	
9/21	● KANSAS CITY	L	15-34	70,313	
9/28	● at Oakland (London, Eng.)	W	38-14	83,436	
10/12	● GREEN BAY	L	24-27	70,875	
10/19	● at Chicago	W	27-14	62,413	
10/26	● at Jacksonville	W	27-13	65,633	
11/2	● SAN DIEGO	W	37-0	70,222	
11/9	● at Detroit	L	16-20	63,179	
11/13	● BUFFALO (TH)	W	22-9	71,573	
11/23	● at Denver	L	36-39	76,987	
12/1	● at New York Jets (MN)	W	16-13	78,160	
12/7	● BALTIMORE	L	13-28	70,244	
12/14	● at New England	L	13-41	68,756	
12/21	● MINNESOTA	W	37-35	66,203	
12/28	● NEW YORK JETS	L	24-37	70,220	

1,128,798

2015 (6-10)

Third - Eastern Division				Head Coaches: Joe Philbin (Games 1-4) Dan Campbell (Games 5-16)	
DATE	OPPONENT	W/L	SCORE	PAID ATT.	
9/13	at Washington	W	17-10	76,512	
9/20	at Jacksonville	L	20-23	65,443	
9/27	BUFFALO	L	14-41	64,869	
10/4	N.Y. JETS (London, Eng.)	L	14-27	83,986	
10/18	at Tennessee	W	38-10	62,342	
10/25	HOUSTON	W	44-26	65,251	
10/29	at New England (TH)	L	7-36	66,829	
11/8	at Buffalo	L	17-33	70,214	
11/15	at Philadelphia	W	20-19	69,596	
11/22	DALLAS	L	14-24	65,115	
11/29	at New York Jets	L	20-38	78,160	
12/6	BALTIMORE	W	15-13	64,519	
12/14	NEW YORK GIANTS (MN)	L	24-31	65,408	
12/20	at San Diego	L	14-30	66,676	
12/27	INDIANAPOLIS	L	12-18	65,482	
1/3/16	NEW ENGLAND	W	20-10	62,918	

1,093,320

2016 (10-6)

Second - Eastern Division				Head Coach: Adam Gase	
DATE	OPPONENT	W/L	SCORE	PAID ATT.	
9/11	at Seattle	L	10-12	69,012	
9/18	at New England	L	24-31	66,829	
9/25	CLEVELAND	W	30-24 (OT)	65,176	
9/29	at Cincinnati (TH)	L	7-22	60,834	
10/9	TENNESSEE	L	17-30	64,425	
10/16	PITTSBURGH	W	30-15	65,351	
10/23	BUFFALO	W	28-25	65,658	

11/6	NEW YORK JETS	W	27-23	65,722
11/13	at San Diego	W	31-24	55,107
11/20	at Los Angeles	W	14-10	83,483
11/27	SAN FRANCISCO	W	31-24	65,856
12/4	at Baltimore	L	6-38	70,916
12/11	ARIZONA	W	26-23	65,750
12/17	at New York Jets (SA)	W	34-13	78,160
12/24	at Buffalo (SA)	W	34-31 (OT)	64,690
1/1/17	NEW ENGLAND	L	14-35	66,163
				1,073,132

AMERICAN CONFERENCE WILD CARD PLAYOFF

1/8/17	at Pittsburgh	L	12-30	62,726
--------	---------------	---	-------	--------

2017 (6-10)

Third - Eastern Division				Head Coach: Adam Gase
DATE	OPPONENT	W/L	SCORE	PAID ATT.
9/17	at L.A. Chargers	W	19-17	25,381
9/24	at N.Y. Jets	L	6-20	77,562
10/1	NEW ORLEANS (London, Eng.)	L	0-20	84,423
10/8	TENNESSEE	W	16-10	65,135
10/15	at Atlanta	W	20-17	70,593
10/22	N.Y. JETS	W	31-28	65,025
10/26	at Baltimore (TH)	L	0-40	70,408
11/5	OAKLAND (SN)	L	24-27	65,139
11/13	at Carolina (MN)	L	21-45	72,790
11/19	TAMPA BAY	L	20-30	65,089
11/26	at New England	L	17-35	65,878
12/3	DENVER	W	35-9	65,092
12/11	NEW ENGLAND (MN)	W	27-20	65,548
12/17	at Buffalo	L	16-24	62,202
12/24	at Kansas City	L	13-29	65,325
12/31	BUFFALO	L	16-22	65,571
				1,051,161

2018 (7-9)

Second - Eastern Division				Head Coach: Adam Gase
DATE	OPPONENT	W/L	SCORE	PAID ATT.
9/9	TENNESSEE	W	27-20	65,184
9/16	at N.Y. Jets	W	20-12	77,982
9/23	OAKLAND	W	28-20	65,667
9/30	at New England	L	7-38	65,878
10/7	at Cincinnati	L	17-27	52,708
10/14	CHICAGO	W	31-28 (OT)	65,791
10/21	DETROIT	L	21-32	65,265
10/25	at Houston (TH)	L	23-42	71,726
11/4	N.Y. JETS	W	13-6	65,533
11/11	at Green Bay	L	12-31	78,076
11/25	at Indianapolis	L	24-27	57,069
12/2	BUFFALO	W	21-17	65,155
12/9	NEW ENGLAND	W	34-33	66,087
12/16	at Minnesota	L	17-41	66,841
12/23	JACKSONVILLE	L	7-17	65,798
12/30	at Buffalo	L	17-42	67,420
				1,062,180

2019 (5-11)

Fourth - Eastern Division				Head Coach: Brian Flores	
DATE	OPPONENT	W/L	SCORE	PAID ATT.	
9/8	BALTIMORE	L	10-59	65,012	
9/15	NEW ENGLAND	L	0-43	65,513	
9/22	at Dallas	L	6-31	90,127	
9/29	L.A. CHARGERS	L	10-30	64,278	
10/13	WASHINGTON	L	16-17	59,808	
10/20	at Buffalo	L	21-31	68,340	
10/28	at Pittsburgh (MN)	L	14-27	59,244	
11/3	N.Y. JETS	W	26-18	59,229	
11/10	at Indianapolis	W	16-12	60,510	
11/17	BUFFALO	L	20-37	64,187	
11/24	at Cleveland	L	24-41	67,431	
12/1	PHILADELPHIA	W	37-31	65,545	
12/8	at N.Y. Jets	L	21-22	78,523	
12/15	at N.Y. Giants	L	20-36	72,894	
12/22	CINCINNATI	W	38-35 (OT)	60,968	
12/29	at New England	W	27-24	65,878	
				1,067,487	

2020 (10-6)

Second - Eastern Division				Head Coach: Brian Flores	
DATE	OPPONENT	W/L	SCORE	PAID ATT.	
9/13	at New England	L	11-21	0	
9/15	BUFFALO	L	28-31	11,075	
9/24	at Jacksonville (TH)	W	31-13	16,563	
10/4	SEATTLE	L	23-31	12,369	
10/11	at San Francisco	W	43-17	0	
10/18	N.Y. JETS	W	24-0	10,772	
11/1	L.A. RAMS	W	28-17	12,397	
11/8	at Arizona	W	34-31	4,200	
11/15	L.A. CHARGERS	W	29-21	12,751	
11/22	at Denver	L	13-20	5,351	
11/29	at N.Y. Jets	W	20-3	0	
12/6	CINCINNATI	W	19-7	12,577	
12/13	KANSAS CITY	L	27-33	13,057	
12/20	NEW ENGLAND	W	22-12	13,354	
12/26	at Las Vegas (SA)	W	26-25	0	
1/3	at Buffalo	L	26-56	0	
				124,466	

NATIONAL CHAMPIONSHIPS

The Dolphins selected WR Jaylen Waddle in the first round of the 2021 NFL Draft. He was a member of Alabama's 2020 national championship team and becomes the ninth player drafted by the Dolphins since 2016 to win a national championship. QB Tua Tagovailoa (first round) and DT Raekwon Davis (second round) were selected in the 2020 NFL Draft, and were both members of Alabama's 2017 national championship team. Miami also added LS Blake Ferguson in the sixth round of the 2020 NFL Draft, who was part of LSU's 2019 national title team. DT Christian Wilkins was Miami's first-round pick of the 2019 NFL Draft and was part of two national championship teams at Clemson (2016, 2018). S Minkah Fitzpatrick was Miami's first-round pick of the 2018 NFL Draft, and was a member of two national championship teams at Alabama (2015, 2017). In the 2017 NFL Draft, Miami picked two players who won national championships in college – LB Raekwon McMillan, who won the title as a true freshman at Ohio State in 2014, and CB Cordrea Tankersley, who won a national championship as a senior at Clemson in 2016. In the 2016 NFL Draft, the Dolphins selected RB Kenyan Drake in the third round. Drake won two national championships at Alabama in 2012 and 2015.

1966 FINAL STATISTICS (3-11)

DATE	OPPONENT	SCORE	W/L	ATT.
9/2	OAKLAND	14-23	L	25,188
9/9	NEW YORK	14-19	L	33,650
9/18	at Buffalo	24-58	L	37,176
10/2	at San Diego	10-44	L	26,444
10/9	at Oakland	10-21	L	28,863
10/16	DENVER	24-7	W	22,191
10/23	at Houston	20-13	W	21,999
11/6	BUFFALO	0-29	L	36,685
11/13	at Kansas City	16-34	L	33,733
11/20	at New York	13-30	L	57,092
11/27	BOSTON	14-20	L	22,480
12/4	at Denver	7-17	L	32,116
12/11	KANSAS CITY	18-19	L	17,881
12/18	HOUSTON	29-28	W	19,274

TEAM STATISTICS	MIA.	OPP.
TOTAL FIRST DOWNS	200	237
By Rushing	75	83
By Passing	103	140
By Penalty	22	14
TOTAL NET YARDS	3458	4611
Average Per Game	247.0	329.4
Total Plays	884	857
Average Per Play	3.9	5.4
NET YARDS RUSHING	1410	1510
Average Per Game	100.7	107.9
Total Rushes	394	416
NET YARDS PASSING	2048	3101
Average Per Game	146.3	221.5
Tackled/Yards Lost	36/326	16/180
Gross Yards	2374	3281
Attempts/Completions	454/179	425/198
Completion Percentage	39.4	46.6
Had Intercepted	32	31
PUNTS/AVERAGE	82/39.4	64/43.9
PENALTIES/YARDS	70/630	81/882
FUMBLES/BALL LOST	26/10	25/15
TOUCHDOWNS	29	44
By Rushing	5	15
By Passing	16	25
By Returns	5	4

SCORE BY QUARTERS	1	2	3	4	OT	Total
DOLPHINS	39	64	24	86	-	213
OPPONENTS	64	131	83	84	-	362

RUSHING	NO.	YDS.	AVG.	LG	TD
Auer	121	416	3.4	41	4
Gilchrist	72	262	3.6	22	0
Joe	71	232	3.3	14	0
Wilson	27	137	5.1	37	0
Casares	43	135	3.1	10	0
Price	31	107	3.4	14	0
Chesser	16	74	4.6	19	0
Jackson	2	22	11.0	24	0
Stofa	3	17	5.7	14	0
Wood	5	6	1.2	7	1
Norton	3	2	0.6	3	0
DOLPHINS	394	1410	3.6	41	5
OPPONENTS	416	1510	3.6	50	15

PASSING	ATT.	COMP.	YDS.	PCT.	TD	INT.	LG	SCK/LST	RATING
Wood	230	83	993	36.1	4	14	71	20/207	30.5
Wilson	112	46	764	41.1	5	10	80t	11/77	42.4
Stofa	57	29	425	50.9	4	2	48	3/29	84.3
Norton	35	21	192	38.2	3	6	43	2/13	27.0
DOLPHINS	454	179	2374	39.4	16	32	80t	36/326	39.1
OPPONENTS	425	198	3281	46.6	25	32	89t	16/180	61.3

RECEIVING	NO.	YDS.	AVG.	LG	TD
Kocourek	27	320	11.9	43	2
Roberson	26	519	20.0	80t	2
Auer	22	263	12.0	27	4
Noonan	17	224	13.2	35	1
Jackson	16	317	19.8	48	2
Joe	13	116	8.9	67	1
Gilchrist	13	110	8.5	22	1
Roderick	11	156	14.2	64	1
Twilley	10	128	12.8	20	0
Casares	8	45	5.6	20	1
Cronin	7	83	11.9	25	1
Mingo	3	40	13.3	21	0
Moreau	2	15	7.5	9	0
Price	2	14	7.0	9	0
Mathews	1	20	20.0	20	0
Chesser	1	4	4.0	4	0
DOLPHINS	179	2374	13.3	80t	16
OPPONENTS	198	3281	16.6	89t	25

INTERCEPTIONS	NO.	YDS.	AVG.	LG	TD
West	8	62	7.8	27	0
Warren	5	198	39.6	70t	1
Westmoreland	4	104	26.0	42	1
Erlandson	3	31	10.3	26t	1
Jaquess	3	27	9.0	27t	1
McDaniel	2	20	10.0	20	0
McGeever	2	15	7.5	15	0
Faison	1	26	26.0	26	0
Neff	1	22	22.0	22	0
Emanuel	1	14	14.0	14	0
Rudolph	1	3	3.0	3	0
DOLPHINS	31	522	16.8	70t	4
OPPONENTS	32	370	11.6	60t	1

PUNTING	NO.	YDS.	AVG.	LG	BK
Wilson	42	1772	42.1	63	1
McDaniel	32	1222	38.2	54	0
Chesser	7	233	33.3	39	0
DOLPHINS	394	1410	3.6	41	5
OPPONENTS	416	1510	3.6	50	15

PUNT RET.	NO.	YDS.	AVG.	LG	TD
Neff	10	60	6.0	15	0
Auer	5	99	19.8	56	0
Mathews	4	38	9.5	19	0
Jackson	2	7	3.5	7	0
DOLPHINS	21	204	9.7	56	0
OPPONENTS	40	412	10.3	72t	1

KICKOFF RET.	NO.	YDS.	AVG.	LG	TD
Auer	28	698	24.9	95t	1
Neff	15	376	25.1	90	0
Mathews	5	109	21.8	29	0
Hunter	5	84	16.8	29	0
Jaquess	5	77	15.4	23	0
Jackson	4	105	26.3	34	0
Roderick	1	17	17.0	17	0
Branch	1	15	15.0	15	0
Bruggers	1	3	3.0	3	0
Noonan	0	23	-	23	0
DOLPHINS	65	1507	23.2	95t	1
OPPONENTS	46	939	43.9	96t	1

SCORING	Ru	Pa	Rt	PAT	FG	S	2	TP
Auer	4	4	1	0	0	0	0	54
Mingo	0	0	0	23/23	10/22	0	0	53
Jackson	0	2	0	0	0	0	0	12
Kocourek	0	2	0	0	0	0	0	12
Roberson	0	2	0	0	0	0	0	12
Joe	0	1	0	0	0	0	1	8
Casares	0	1	0	0	0	0	0	6
Cronin	0	1	0	0	0	0	0	6
Erlandson	0	1	0	0	0	0	0	6
Gilchrist	0	1	0	0	0	0	0	6
Jaquess	0	1	0	0	0	0	0	6
Noonan	0	1	0	0	0	0	0	6
Roderick	0	1	0	0	0	0	0	6
Warren	0	1	0	0	0	0	0	6
Westmoreland	0	1	0	0	0	0	0	6
Wood	1	0	0	0	0	0	0	6
Wilson	0	0	0	0	0	0	1	2
DOLPHINS	5	16	5	23/23	10/22	0	1	213
OPPONENTS	15	25	4	38/42	18/36	2	1	362

FIELD GOALS	1-19	20-29	30-39	40-49	50+
Mingo	2/3	4/6	1/3	3/8	0/2
DOLPHINS	2/3	4/6	1/3	3/8	0/2
OPPONENTS	3/4	7/12	4/8	3/9	1/3

TWO-POINT CONVERSIONS
Joe 1, Wilson 1.
DOLPHINS 2-3, OPPONENTS 1-2

USUAL STARTERS

OFFENSE
WR - Frank Jackson (7), *John Roderick (4), Karl Noonan (3)
LT - Maxie Williams (14)
LG - Ernie Park (11)
C - Tom Goode (13)
RT - Billy Neighbors (10)
RG - Norm Evans (12)
TE - Dave Kocourek (14)
WR - Bo Roberson (8), Karl Noonan (4)
QB - George Wilson, Jr. (7), DickWood (4), *Rick Norton (3)
RB - Joe Auer (14)
FB - Billy Joe (7), Cookie Gilchrist (5)

DEFENSE
LDE - Ed Cooke (13)
LDT - Tom Nomina (11)
RDT - Rich Zecher (9)
RDE - LaVerne Torczon (13)
LLB - Tom Erlandson (11)
MLB - *Frank Emanuel (11)
RLB - Wahoo McDaniel (8), Jack Rudolph (4)
LCB - Jimmy Warren (14)
RCB - Dick Westmoreland (14)
SS - Pete Jaquess (9)
FS - Willie West (14)

* Indicates Rookie

1967 FINAL STATISTICS (4-10)

DATE	OPPONENT	SCORE	W/L	ATT.
9/17	DENVER	35-21	W	29,072
9/24	KANSAS CITY	0-24	L	33,280
10/1	at New York	7-29	L	59,433
10/8	at Kansas City	0-41	L	42,920
10/15	at Boston	10-41	L	17,859
10/22	NEW YORK	14-33	L	28,392
11/5	at Buffalo	13-35	L	30,950
11/12	at San Diego	0-24	L	32,395
11/19	at Oakland	17-31	L	33,753
11/26	BUFFALO	17-14	W	24,357
12/3	at Houston	14-17	L	20,979
12/10	SAN DIEGO	41-24	W	23,007
12/17	BOSTON	41-32	W	22,079
12/23	HOUSTON	10-41	L	29,628

TEAM STATISTICS	MIA.	OPP.
TOTAL FIRST DOWNS	212	269
By Rushing	65	106
By Passing	123	142
By Penalty	24	21
TOTAL NET YARDS	3659	4980
Average Per Game	261.4	355.7
Total Plays	847	843
Average Per Play	4.3	5.9
NET YARDS RUSHING	1323	2145
Average Per Game	94.5	153.2
Total Rushes	326	466
NET YARDS PASSING	2336	2835
Average Per Game	166.9	202.5
Tackled/Yards Lost	41/405	28/247
Gross Yards	2741	3082
Attempts/Completions	480/229	349/188
Completion Percentage	47.7	53.8
Had Intercepted	28	28
PUNTS/AVERAGE	70/41.6	52/41.1
PENALTIES/YARDS	53/490	59/691
FUMBLES/BALL LOST	36/16	19/8
TOUCHDOWNS	28	53
By Rushing	10	18
By Passing	16	31
By Returns	2	4

SCORE BY QUARTERS	1	2	3	4	OT	Total
DOLPHINS	27	75	52	65	-	219
OPPONENTS	86	122	101	98	-	407

RUSHING	NO.	YDS.	AVG.	LG	TD
Haynes	56	274	4.9	65t	2
Mitchell	83	269	3.2	22	3
Harper	41	197	4.8	37	1
Price	46	179	3.9	38	1
Griese	37	157	4.2	22	1
Auer	44	128	2.9	23	1
Seiple	3	58	19.3	34	0
Jackson	1	48	48.0	48	0
Norton	7	14	2.0	13	0
Chesser	2	3	1.5	2	0
Stofa	2	2	1.0	8t	1
Moreau	1	-2	-2.0	-2	0
Clancy	3	-4	-1.3	2	0
DOLPHINS	326	1323	4.1	65t	10
OPPONENTS	466	2145	4.6	64	18

PASSING	ATT.	COMP.	YDS.	PCT.	TD	INT.	LG	SCK/LST	RATING
Griese	331	166	2005	50.2	15	18	68t	25/240	61.6
Norton	133	53	596	39.8	1	9	32	15/156	28.2
Roberts	10	5	11	50.0	0	1	9	1/9	52.3
Seiple	2	2	61	100.0	0	0	42	0/0	118.8
Stofa	2	2	51	100.0	0	0	45	0/0	118.8
Clancy	1	1	17	100.0	0	0	17	0/0	118.8
Lusteg	1	0	0	0.0	0	0	0	0/0	39.6
DOLPHINS	480	229	2741	47.7	16	28	68t	41/405	52.4
OPPONENTS	349	188	3082	53.8	31	28	51	28/247	79.9

RECEIVING	NO.	YDS.	AVG.	LG	TD
Clancy	67	868	13.0	44	2
Moreau	34	410	12.1	43	3
Twilley	24	314	13.1	38	2
Auer	18	218	12.1	68t	2
Mitchell	18	133	7.4	38	1
Haynes	16	100	6.3	22	0
Noonan	12	141	11.8	32	1
Harper	11	212	19.3	40	3
Carpenter	10	127	12.7	42	0
Jackson	9	122	13.6	26	1
Price	8	56	7.0	27	1
Seiple	1	21	21.0	21	0
Beier	1	19	19.0	19	0
DOLPHINS	229	2741	12.0	68t	16
OPPONENTS	188	3082	16.4	51	31

INTERCEPTIONS	NO.	YDS.	AVG.	LG	TD
Westmoreland	10	127	12.7	29	1
Bramlett	4	35	8.8	22	0
Warren	4	22	5.5	17	0
Petrella	3	67	22.3	28	0
Erlandson	1	37	37.0	17	0
Neff	1	32	32.0	32	0
Emanuel	1	24	24.0	24	0
Bruggers	1	20	20.0	20	0
West	1	16	16.0	16	0
McDaniel	1	15	15.0	15	0
Beier	1	7	7.0	7	0
DOLPHINS	28	402	14.4	37	1
OPPONENTS	28	395	14.1	55	3

PUNTING	NO.	YDS.	AVG.	LG	BK
Seiple	70	2909	41.6	70	1
DOLPHINS	70	2909	41.6	70	1
OPPONENTS	52	2137	41.1	55	0

PUNT RET.	NO.	YDS.	AVG.	LG	TD
Auer	9	42	4.7	16	0
Haynes	6	37	6.2	20	0
Neff	6	34	5.7	15	0
Harper	4	15	3.8	8	0
DOLPHINS	25	128	5.1	20	0
OPPONENTS	41	268	6.5	34	0

KICKOFF RET.	NO.	YDS.	AVG.	LG	TD
Haynes	22	444	20.2	51	0
Auer	21	441	21.0	47	0
Neff	15	351	23.4	69	0
Roderick	4	63	15.8	19	0
Carpenter	3	87	29.0	45	0
Mitchell	2	57	28.5	37	0
DOLPHINS	67	1443	21.5	69	0
OPPONENTS	46	1067	23.2	42	0

SCORING	Ru	Pa	Rt	PAT	FG	S	2	TP
Lusteg	0	0	18/18	7/12	0	0	39	
Harper	1	3	0	0	0	0	24	
Mitchell	3	1	0	0	0	0	24	
Auer	1	2	0	0	0	0	18	
Moreau	0	3	0	0	0	0	18	
Clancy	0	2	0	0	0	0	12	
Haynes	2	0	0	0	0	0	12	
Mingo	0	0	0	9/9	1/6	0	12	
Price	1	1	0	0	0	0	12	
Twilley	0	2	0	0	0	0	12	
Griese	1	0	0	0	0	0	6	
Jackson	0	1	0	0	0	0	6	
Noonan	0	1	0	0	0	0	6	
Stofa	1	0	0	0	0	0	6	
Warren	0	1	0	0	0	0	6	
Westmoreland	0	0	1	0	0	0	6	
DOLPHINS	10	16	2	27/27	8/18	0	0	219
OPPONENTS	18	31	4	47/50	14/26	0	0	407

FIELD GOALS	1-19	20-29	30-39	40-49	50+
Lusteg	5/6	0/2	0/0	2/2	0/2
Mingo	0/0	0/1	1/2	0/3	0/0
DOLPHINS	5/6	0/3	1/2	2/5	0/2
OPPONENTS	5/7	3/5	3/6	3/6	0/2

TWO-POINT CONVERSIONS
DOLPHINS 0-1, OPPONENTS 0-3

USUAL STARTERS

OFFENSE
WR - Jack Clancy (9)
LT - Maxie Williams (14)
LG - Fred Woodson (7), Ken Rice (4)
C - Tom Goode (14)
RG - Billy Neighbors (14)
RT - Norm Evans (14)
TE - Doug Moreau (14)
WR - Frank Jackson (6), Howard Twilley (5)
QB - *Bob Griese (10)
RB - Jack Harper (6), Joe Auer (5)
FB - Sam Price (8), Stan Mitchell (6)

DEFENSE
LDE - Ed Cooke (12)
LDT - Ray Jacobs (10)
RDT - *John Richardson (8)
RDE - Mel Branch (14)
LLB - Tom Erlandson (6), Jerry Hopkins (6)
MLB - Frank Emanuel (8), WaHoo McDaniel (6)
RLB - John Bramlett (10)
LCB - Jimmy Warren (14)
RCB - Dick Westmoreland (14)
SS - Willie West (6), Pete Jaquess (4)
FS - Bob Neff (9)

* Indicates Rookie

1968 FINAL STATISTICS (5-8-1)

DATE	OPPONENT	SCORE	W/L	ATT.
9/14	Houston	10-24	L	38,097
9/21	OAKLAND	21-47	L	28,751
9/28	KANSAS CITY	3-48	L	27,732
10/6	at Houston	24-7	W	35,424
10/12	BUFFALO	14-14	T	28,559
10/20	at Cincinnati	24-22	W	25,076
10/27	at Denver	14-21	L	43,411
11/3	at San Diego	28-34	L	31,686
11/10	at Buffalo	21-17	W	28,399
11/17	CINCINNATI	21-38	L	30,304
11/24	at Boston	34-10	W	13,646
12/1	at New York	17-35	L	60,207
12/8	BOSTON	38-7	W	24,242
12/15	NEW YORK	7-31	L	31,302

TEAM STATISTICS	MIA.	OPP.
TOTAL FIRST DOWNS	247	240
By Rushing	78	116
By Passing	144	112
By Penalty	25	12
TOTAL NET YARDS	4106	4884
Average Per Game	293.3	348.9
Total Plays	892	808
Average Per Play	4.6	6.0
NET YARDS RUSHING	1704	2172
Average Per Game	121.7	193.7
Total Rushes	417	445
NET YARDS PASSING	2402	2712
Average Per Game	171.6	155.1
Tackled/Yards Lost	52/441	27/192
Gross Yards	2843	2904
Attempts/Completions	423/216	342/179
Completion Percentage	51.1	52.3
Had Intercepted	22	22
PUNTS/AVERAGE	75/40.6	55/43.6
PENALTIES/YARDS	48/485	70/655
FUMBLES/BALL LOST	17/8	28/18
TOUCHDOWNS	36	45
By Rushing	12	19
By Passing	21	23
By Returns	3	3

SCORE BY QUARTERS	1	2	3	4	OT	Total
DOLPHINS	44	93	52	87	-	276
OPPONENTS	78	131	52	94	-	355

RUSHING	NO.	YDS.	AVG.	LG	TD
Kick	165	621	3.8	25	4
Csonka	138	540	3.9	40	6
Griese	42	230	5.5	35	1
Mitchell	54	176	3.3	30	1
Milton	2	46	23.0	34	0
Seiple	5	42	8.4	32	0
Price	5	27	5.4	15	0
Tucker	4	13	3.3	7	0
Norton	1	9	9.0	9	0
Hammond	1	0	0.0	0	0
DOLPHINS	417	1704	4.1	40	12
OPPONENTS	445	2172	4.9	76t	19

PASSING	ATT.	COMP.	YDS.	PCT.	TD	INT.	LG	SCK/LST	RATING
Griese	355	186	2473	52.4	21	16	50	43/372	75.7
Norton	41	17	254	41.5	0	4	65	7/58	32.9
Hammond	26	13	116	50.0	0	2	25	2/11	30.3
Kick	1	0	0	0.0	0	0	0	0/0	39.6
DOLPHINS	423	216	2843	51.1	21	22	65	52/441	67.5
OPPONENTS	342	179	2904	52.3	23	22	80t	27/192	76.7

RECEIVING	NO.	YDS.	AVG.	LG	TD
Noonan	58	760	13.1	50	11
Kick	44	422	9.6	38	0
Twilley	39	604	15.5	40	1
Moreau	27	365	13.5	28	3
Cox	11	147	13.4	30	1
Csonka	11	118	10.7	65	1
Milton	9	143	15.9	38	1
Mitchell	8	190	23.8	48	3
Seiple	7	69	9.9	20	1
Darnall	2	25	12.5	13	0
DOLPHINS	216	2843	13.2	65	21
OPPONENTS	179	2904	16.2	80t	23

INTERCEPTIONS	NO.	YDS.	AVG.	LG	TD
Anderson	8	230	28.8	96t	1
West	4	102	25.5	32	0
Warren	2	27	13.5	18	0
Bramlett	2	14	7.0	14	0
Emanuel	2	8	4.0	6	0
Petrella	1	4	4.0	4	0
Edmunds	1	1	1.0	1	0
Lamb	1	0	0.0	0	0
Westmoreland	1	0	0.0	0	0
DOLPHINS	22	386	17.5	96t	1
OPPONENTS	22	432	19.6	66t	3

PUNTING	NO.	YDS.	AVG.	LG	BK
Seiple	75	3044	40.6	60	0
DOLPHINS	75	3044	40.6	60	0
OPPONENTS	55	2397	43.6	62	0

PUNT RET.	NO.	YDS.	AVG.	LG	TD
Neff	8	71	8.9	20	0
Milton	6	55	9.2	25	0
Tucker	5	40	8.0	16	0
Anderson	5	18	3.6	10	0
Warren	2	-1	-0.5	0	0
Washington	1	15	15.0	15	0
Harper	1	7	7.0	7	0
DOLPHINS	28	205	7.3	26	0
OPPONENTS	28	250	9.0	48	0

KICKOFF RET.	NO.	YDS.	AVG.	LG	TD
Milton	18	408	22.7	74	0
Warren	10	227	22.7	36	0
Anderson	6	106	17.7	25	0
Neff	5	190	38.0	95	0
Tucker	3	54	18.0	25	0
Urbanek	2	15	7.5	10	0
Kick	1	28	28.0	28	0
Lamb	1	24	24.0	24	0
Price	1	22	22.0	22	0
Harper	1	18	18.0	18	0
Richardson	1	1	1.0	1	0
Woodson	1	0	0.0	0	0
Cox	0	41	41.0	41	0
DOLPHINS	50	1134	22.7	95	0
OPPONENTS	54	1108	20.5	44	0

SCORING	Ru	Pa	Rt	PAT	FG	S	2	TP
Noonan	0	11	0	0	0	0	0	66
Keyes	0	0	0	0	30/30	7/16	0	51
Csonka	6	1	0	0	0	0	0	42
Moreau	0	3	0	6/6	1/3	0	0	27
Mitchell	1	3	0	0	0	0	0	24
Kick	4	0	0	0	0	0	0	24
Anderson	0	0	1	0	0	0	0	6
Emanuel	0	0	1	0	0	0	0	6
Milton	0	1	0	0	0	0	0	6
Griese	1	0	0	0	0	0	0	6
Seiple	0	1	0	0	0	0	0	6
Twilley	0	1	0	0	0	0	0	6
West	0	0	1	0	0	0	0	6
DOLPHINS	12	21	3	36/36	8/19	0	0	276
OPPONENTS	19	23	3	44/44	12/23	2	1	355

FIELD GOALS	1-19	20-29	30-39	40-49	50+
Keyes	3/3	3/5	1/4	0/4	0/0
Moreau	0/1	1/1	0/1	0/0	0/0
DOLPHINS	3/4	4/6	1/5	0/4	0/0
OPPONENTS	3/3	5/7	2/6	0/4	2/3

TWO-POINT CONVERSIONS
DOLPHINS 0-0, OPPONENTS 1-2

SACKS
Branch 11.0, Fernandez 4.0, Bramlett 2.0, Emanuel 2.0, Jacobs 2.0, Riley 2.0, Edmunds 1.0, Nomina 1.0, Richardson 1.0, Woodson 1.0.
DOLPHINS 27.0, OPPONENTS 52.0

USUAL STARTERS

OFFENSE
WR - Karl Noonan (14)
LT - *Doug Crusan (7), Maxie Williams (6), Norm Evans (1)
LG - Charlie Fowler (7), Maxie Williams (6), Billy Neighbors (1)
C - Tom Goode (14)
RG - Billy Neighbors (12), Charlie Fowler (2)
RT - Norm Evans (12), Maxie Williams (2)
TE - Doug Moreau (10), Larry Seiple (2), *Jim Cox (1), *Gene Milton (1)
WR - Howard Twilley (14)
QB - Bob Griese (13), Rick Norton (1)
RB - *Jim Kick (12), Stan Mitchell (2)
FB - *Larry Csonka (9), *Jim Kick (4), Stan Mitchell (1)

DEFENSE
LDE - Ed Cooke (12)
LDT - Ray Jacobs (10)
RDT - *John Richardson (8)
RDE - Mel Branch (14)
LLB - Tom Erlanson (6), Jerry Hopkins (6)
MLB - Frank Emanuel (8), Wahoo McDaniel (6)
RLB - John Bramlett (10)
LCB - Jimmy Warren (14)
RCB - Dick Westmoreland (14)
SS - Willie West (6), Pete Jaquess (4)
FS - Bob Neff (9)

* Indicates Rookie

1969 FINAL STATISTICS (3-10-1)

DATE	OPPONENT	SCORE	W/L	ATT.
9/14	at Cincinnati	21-27	L	24/487
9/20	at Oakland	17-20	L	48/477
9/28	at Houston	10-22	L	40/387
10/4	OAKLAND	20-20	T	32/668
10/11	SAN DIEGO	14-21	L	33/073
10/19	at Kansas City	10-17	L	47/038
10/26	BUFFALO	24-6	W	39/194
11/2	at N.Y. Jets	31-34	L	60/793
11/9	at Boston	17-16	W	10/665
11/16	at Buffalo	3-28	L	32/344
11/23	HOUSTON	7-32	L	27/114
11/30	Boston (at Tampa)	23-38	L	27/179
12/7	DENVER	27-24	W	24/972
12/14	N.Y. JETS	9-27	L	42/148

TEAM STATISTICS	MIA.	OPP.
TOTAL FIRST DOWNS	224	206
By Rushing	73	66
By Passing	131	126
By Penalty	20	14
TOTAL NET YARDS	3590	4126
Average Per Game	256.5	294.8
Total Plays	878	851
Average Per Play	4.1	4.8
NET YARDS RUSHING	1513	1489
Average Per Game	108.1	106.4
Total Rushes	401	422
NET YARDS PASSING	2077	2637
Average Per Game	148.4	188.4
Tackled/Yards Lost	53/481	28/208
Gross Yards	2558	2845
Attempts/Completions	424/201	404/196
Completion Percentage	47.4	48.5
Had Intercepted	29	18
PUNTS/AVERAGE	85/40.6	80/44.1
PENALTIES/YARDS	53/631	66/840
FUMBLES/BALL LOST	27/13	27/13
TOUCHDOWNS	28	37
By Rushing	12	9
By Passing	12	25
By Returns	4	3

SCORE BY QUARTERS	1	2	3	4	OT	Total
DOLPHINS	60	79	33	61	-	233
OPPONENTS	71	97	59	105	-	332

RUSHING	NO.	YDS.	AVG.	LG	TD
Kick	180	575	3.2	27	9
Csonka	131	566	4.3	54t	2
Morris	23	110	4.8	37	1
Griese	21	102	4.9	22	0
Mitchell	28	80	2.9	12	0
Milton	7	62	8.9	27	0
Norton	8	16	2.0	9	0
Hines	1	7	7.0	7	0
Seiple	1	6	6.0	6	0
Noonan	1	-11	-11.0	-11	0
DOLPHINS	401	1513	3.8	54t	12
OPPONENTS	422	1489	3.5	80t	9

PASSING	ATT.	COMP.	YDS.	PCT.	TD	INT.	LG	SCK/LST	RATING
Griese	252	121	1695	48.0	10	16	53t	33/289	56.9
Norton	148	65	709	43.9	2	11	29	18/175	32.2
Stofa	23	14	146	60.9	0	2	42	2/17	43.0
Seiple	1	1	8	100.0	0	0	8	0/0	118.8
DOLPHINS	424	201	2077	47.4	12	29	53t	53/481	42.9
OPPONENTS	404	196	2637	48.5	25	18	93t	28/208	71.8

RECEIVING	NO.	YDS.	AVG.	LG	TD
Seiple	41	577	14.1	41t	5
Kiick	29	443	15.3	53t	1
Noonan	29	307	10.6	27	3
Clancy	21	289	13.8	50	1
Csonka	21	183	8.7	42	1
Milton	12	179	14.9	49	0
Twilley	10	158	15.8	33	1
Moreau	10	136	13.6	35	0
Mitchell	10	125	12.5	34	0
Morris	6	65	10.8	29	0
Boutwell	4	29	7.3	12	0
Mertens	2	26	13.0	15	0
Hines	2	23	11.5	22	0
Pryor	2	-3	-1.5	0	0
Darnall	1	13	13.0	13	0
Anderson	1	8	8.0	8	0
DOLPHINS	201	2558	12.7	53t	12
OPPONENTS	196	2845	14.5	93t	25

INTERCEPTIONS	NO.	YDS.	AVG.	LG	TD
Mumphord	5	102	20.4	51	0
Anderson	3	106	35.3	40	0
Buoniconti	3	27	9.0	24	0
Weisacosky	3	10	3.3	7	0
Stanfill	2	32	16.0	17t	2
Pattrella	1	33	33.0	33	0
Beier	1	7	7.0	7	0
DOLPHINS	18	317	17.6	51	2
OPPONENTS	29	596	20.6	76t	3

PUNTING	NO.	YDS.	AVG.	LG	BK
Seiple	80	3263	40.8	66	2
Anderson	5	188	37.6	49	0
DOLPHINS	85	3451	40.6	66	2
OPPONENTS	80	3526	44.1	61	0

PUNT RET.	NO.	YDS.	AVG.	LG	TD
Morris	25	172	6.9	38	0
Anderson	12	82	6.8	29	0
Beier	5	8	1.6	9	0
Milton	1	4	4.0	4	0
Twilley	1	0	0.0	0	0
McCullers	1	0	0.0	0	0
DOLPHINS	45	266	5.9	38	0
OPPONENTS	30	130	4.3	22	0

KICKOFF RET.	NO.	YDS.	AVG.	LG	TD
Morris	43	1136	26.4	105t	1
Milton	8	166	20.8	37	0
Beier	4	58	14.5	17	0
Mertens	2	1	0.5	1	0
Hines	1	22	22.0	22	0
Warren	1	0	0.0	0	0
Warren	1	0	0.0	0	0
DOLPHINS	60	1383	23.1	105t	1
OPPONENTS	47	1073	22.8	73	0

SCORING	Ru	Pa	Rt	PAT	FG	S	2	TP
Kremser	0	0	0	26/27	13/22	0	0	65
Kiick	9	1	0	0	0	0	0	60
Seiple	0	5	0	0	0	0	0	30
Csonka	2	1	0	0	0	0	0	18
Noonan	0	3	0	0	0	0	0	18
Morris	1	0	1	0	0	0	0	12
Stanfill	0	0	2	0	0	0	0	12
Clancy	0	1	0	0	0	0	0	6
Milton	0	1	0	0	0	0	0	6
Twilley	0	1	0	0	0	0	0	6
DOLPHINS	12	12	4	26/27	13/22	0	0	233
OPPONENTS	9	25	3	32/33	24/36	0	1	332

FIELD GOALS	1-19	20-29	30-39	40-49	50+
Kremser	4/4	4/4	5/9	0/5	0/0
DOLPHINS	4/4	4/4	5/9	0/5	0/0
OPPONENTS	9/10	5/9	7/10	3/5	0/2

TWO-POINT CONVERSIONS	DOLPHINS	OPPONENTS
DOLPHINS	0-1	0-4
OPPONENTS	0-1	1-4

SACKS	DOLPHINS	OPPONENTS
Stanfill	8.0	Edmunds 5.0, Fernandez 4.0, Richardson 3.0, Riley 3.0, Buoniconti 2.0, Weisacosky 2.0, McCullers 1.0
DOLPHINS	28.0	53.0

USUAL STARTERS

OFFENSE

WR	- Jack Clancy (7), Gene Milton (6), Howard Twilley (1)
LT	- Doug Crusan (14)
LG	- Maxie Williams (12), Larry Little (2)
C	- Tom Goode (14)
RG	- Larry Little (8), Billy Neighbors (6)
RT	- Norm Evans (12), John Boynton (2)
TE	- Larry Seiple (8), Doug Moreau (5), *Jim Mertens (1)
WR	- Karl Noonan (13), Jimmy Hines (1)
QB	- Bob Griese (9), Rick Norton (5)
RB	- Jim Kiick (14)
FB	- Larry Csonka (11), Stan Mitchell (3)

DEFENSE

LDE	- Jim Riley (14)
LDT	- Manny Fernandez (13), *Bob Heinz (1)
RDT	- John Richardson (14)
RDE	- *Bill Stanfill (13), *Norm McBride (1)
LLB	- Randall Edmunds (14)
MLB	- Nick Buoniconti (13), Frank Emanuel (1)
RLB	- Ed Weisacosky (14)
LCB	- Jimmy Warren (13), *Lloyd Mumphord (1)
RCB	- *Lloyd Mumphord (8), Dick Westmorland (5), Bob Petrella (1)
SS	- Tom Beier (7), Bob Petrella (7)
FS	- Dick Anderson (14)

* Indicates Rookie

1970 FINAL STATISTICS (10-4)

DATE	OPPONENT	SCORE	W/L	ATT.
9/20	at Boston	14-27	L	27,265
9/27	at Houston	20-10	W	38,779
10/3	OAKLAND	20-13	W	54,412
10/10	at N.Y. Jets	20-6	W	61,801
10/18	at Buffalo	33-14	W	40,820
10/25	CLEVELAND	0-28	L	70,872
11/1	at Baltimore	0-35	L	59,305
11/8	at Philadelphia	17-24	L	53,149
11/15	NEW ORLEANS	21-10	W	41,557
11/22	BALTIMORE	34-17	W	63,362
11/30	at Atlanta	20-7	W	53,303
12/6	BOSTON	37-20	W	46,370
12/13	N.Y. JETS	16-10	W	71,892
12/20	BUFFALO	45-7	W	64,957

TEAM STATISTICS	MIA.	OPP.
TOTAL FIRST DOWNS	228	226
By Rushing	106	82
By Passing	100	128
By Penalty	22	16
TOTAL NET YARDS	4039	4004
Average Per Game	288.5	286.0
Total Plays	827	808
Average Per Play	4.9	5.0
NET YARDS RUSHING	2082	1453
Average Per Game	148.7	103.8
Total Rushes	492	387
NET YARDS PASSING	1957	2551
Average Per Game	139.8	182.2
Tackled/Yards Lost	36/327	16/157
Gross Yards	2284	2708
Attempts/Completions	299/159	403/234
Completion Percentage	53.2	58.0
Had Intercepted	19	23
PUNTS/AVERAGE	58/41.2	63/41.7
PENALTIES/YARDS	77/834	68/704
FUMBLES/BALL LOST	24/11	24/15
TOUCHDOWNS	33	28
By Rushing	14	8
By Passing	15	17
By Returns	4	3

SCORE BY QUARTERS	1	2	3	4	OT	Total
DOLPHINS	82	84	45	86	-	297
OPPONENTS	35	85	45	63	-	228
RUSHING	NO.	YDS.	AVG.	LG	TD	
Csonka	193	874	4.5	53	6	
Kick	191	658	3.4	56	6	
Morris	60	409	6.8	40	0	
Griese	26	89	3.4	16	2	
Mitchell	8	23	2.9	9	0	
Seiple	2	21	10.5	24	0	
Warfield	2	13	6.5	16	0	
Stofa	2	5	2.5	4	0	
Pryor	2	0	0.0	0	0	
Ginn	5	-1	-0.2	8	0	
Noonan	1	-9	-9.0	-9	0	
DOLPHINS	492	2082	4.2	56	14	
OPPONENTS	387	1453	3.8	26	8	

PASSING	ATT.	COMP.	YDS.	PCT.	TD	INT.	LG	SCK/LST	RATING
Griese	245	142	2019	58.0	12	17	54	31/282	72.1
Stofa	53	16	240	30.2	3	2	52t	5/45	49.3
Kick	1	1	25	100.0	0	0	25	0/0	118.8
DOLPHINS	299	159	2284	53.2	15	19	54	36/327	68.5
OPPONENTS	403	234	2708	58.0	17	22	46	16/157	69.8

RECEIVING	NO.	YDS.	AVG.	LG	TD
Kick	42	497	11.8	47	0
Warfield	28	703	25.1	54	6
Twilley	22	281	12.8	23t	5
Fleming	18	205	11.4	36t	0
Morris	12	149	12.4	50	0
Csonka	11	94	8.5	54	0
Noonan	10	186	18.6	51t	1
W. Richardson	7	67	9.6	27	1
Mitchell	6	85	14.2	36t	1
Seiple	2	14	7.0	7	0
Mandich	1	3	3.0	3t	1
DOLPHINS	159	2284	14.4	54	15
OPPONENTS	234	2708	11.6	46	17

INTERCEPTIONS	NO.	YDS.	AVG.	LG	TD
Anderson	8	191	23.9	86	0
Scott	5	112	22.4	47	0
Mumphord	5	35	7.0	32t	1
Johnson	3	29	9.7	21	0
Brown	1	32	32.0	32	0
Davis	1	15	15.0	15	0
DOLPHINS	23	414	18.0	86	1
OPPONENTS	19	258	13.6	56t	1

PUNTING	NO.	YDS.	AVG.	LG	BK
Seiple	58	2392	41.2	67	0
DOLPHINS	58	2392	41.2	67	0
OPPONENTS	63	2624	41.7	62	0

PUNT RET.	NO.	YDS.	AVG.	LG	TD
Scott	27	290	10.7	77t	1
Morris	2	-1	-0.5	0.0	0
Anderson	1	6	6.0	06	0
DOLPHINS	30	295	9.8	77t	1
OPPONENTS	21	241	12.1	80t	1

KICKOFF RET.	NO.	YDS.	AVG.	LG	TD
Morris	28	812	29.0	96t	1
Ginn	5	59	11.8	26	0
Scott	4	117	29.3	42	0
Mitchell	4	35	8.8	17	0
Seiple	2	5	2.5	3	0
Mandich	2	0	0.0	0	0
Anderson	1	8	8.0	8	0
Foley	1	0	0.0	0	0
Brown	1	0	0.0	0	0
DOLPHINS	48	1036	21.6	96t	1
OPPONENTS	55	1142	20.8	99t	1

SCORING	Ru	Pa	Rt	PAT	FG	S	2	TP
Yepremian	0	0	0	31/31	22/29	0	0	97
Warfield	0	6	0	0	0	0	0	36
Csonka	6	0	0	0	0	0	0	36
Kick	6	0	0	0	0	0	0	36
Twilley	0	5	0	0	0	0	0	30
Griese	2	0	0	0	0	0	0	12
Mumphord	0	2	0	0	0	0	0	12
Mandich	0	1	0	0	0	0	0	6
Noonan	0	1	0	0	0	0	0	6
W. Richardson	0	1	0	0	0	0	0	6
Scott	0	0	1	0	0	0	0	6
Morris	0	0	1	0	0	0	0	6
Mitchell	0	1	0	0	0	0	0	6
Kremser	0	0	0	2/2	0/1	0	0	2
DOLPHINS	14	15	4	33/33	22/30	0	0	297
OPPONENTS	8	17	3	27/28	11/22	0	0	228

FIELD GOALS	1-19	20-29	30-39	40-49	50+
Yepremian	4/4	2/3	5/6	11/15	0/1
Kremser	0/0	0/1	0/0	0/0	0/0
DOLPHINS	4/4	2/4	5/6	11/15	0/1
OPPONENTS	5/5	3/4	2/3	1/8	0/3

SACKS
Stanfill 6.0, Fernandez 4.5, J. Richardson 2.5, Riley 2.0, Anderson 1.0
DOLPHINS 16.0, OPPONENTS 36.0

USUAL STARTERS
OFFENSE
WR - Paul Warfield (11), Karl Noonan (3)
LT - Doug Crusan (14)
LG - Maxie Williams (9), Bob Kuechenberg (5)
CG - Bob DeMarco (11), Carl Mauck (3)
RG - Larry Little (14)
RT - Norm Evans (14)
WR - Howard Twilley (13), Willie Richardson (1)
TE - Marv Fleming (14)
OB - Bob Griese (14)
RB - Jim Kick (14)
FB - Larry Csonka (14)

DEFENSE
LDE - Jim Riley (14)
LDT - Manny Fernandez (12), Frank Cornish (1), Bob Heinz (1)
RDT - John Richardson (14)
RDE - Bill Stanfill (14)
LLB - Doug Swift (8), Ted Davis (6)
MLB - Nick Buoniconti (14)
RLB - *Mike Kolen (14)
LCB - *Curtis Johnson (14)
RCB - Lloyd Mumphord (14)
SS - Dick Anderson (13), *Jake Scott (1)
FS - *Jake Scott (13), Dick Anderson (1)

* Indicates Rookie

1971 FINAL STATISTICS (10-3-1)

DATE	OPPONENT	SCORE	W/L	ATT.
9/19	at Denver	10-10	T	50,499
9/26	at Buffalo	29-14	W	44,626
10/3	N.Y. JETS	10-14	L	67,161
10/10	at Cincinnati	23-13	W	59,090
10/17	NEW ENGLAND	41-3	W	56,222
10/24	at N.Y. Jets	30-14	W	61,170
10/31	at Los Angeles	20-14	W	68,386
11/7	BUFFALO	34-0	W	57,748
11/14	PITTSBURGH	24-21	W	63,178
11/21	BALTIMORE	17-14	W	73,063
11/29	CHICAGO	34-3	W	73,071
12/5	at New England	13-34	L	60,110
12/11	at Baltimore	3-14	L	59,293
12/19	GREEN BAY	27-6	W	74,215

TEAM STATISTICS	MIA.	OPP.
TOTAL FIRST DOWNS	232	214
By Rushing	121	93
By Passing	94	111
By Penalty	17	10
TOTAL NET YARDS	4412	3661
Average Per Game	315.1	261.5
Total Plays	803	791
Average Per Play	5.4	4.7
NET YARDS RUSHING	2429	1661
Average Per Game	173.5	118.6
Total Rushes	486	403
NET YARDS PASSING	1983	2000
Average Per Game	141.6	142.9
Tackled/Yards Lost	25/265	35/293
Gross Yards	2248	2293
Attempts/Completions	293/156	363/206
Completion Percentage	53.2	52.7
Had Intercepted	10	17
PUNTS/AVERAGE	52/40.1	72/40.7
PENALTIES/YARDS	65/632	64/561
FUMBLES/BALL LOST	22/13	38/14
TOUCHDOWNS	33	21
By Rushing	11	10
By Passing	20	10
By Returns	2	1

SCORE BY QUARTERS	1	2	3	4	OT	Total
DOLPHINS	81	76	79	79	-	315
OPPONENTS	65	23	44	42	-	174

RUSHING	NO.	YDS.	AVG.	LG	TD
Csonka	195	1051	5.4	28	7
Kick	162	738	4.6	34	3
Morris	57	315	5.5	51	1
Warfield	9	115	12.8	39	0
Ginn	22	97	4.4	45	0
Griese	26	82	3.2	21	0
Leigh	5	15	3.0	7	0
Seiple	1	14	14.0	14	0
Cole	3	11	3.7	4	0
Mira	6	-9	-1.5	0	0
DOLPHINS	486	2429	4.9	51	11
OPPONENTS	403	1661	4.1	46	10

RECEIVING	NO.	YDS.	AVG.	LG	TD
Warfield	43	996	23.2	86t	11
Kick	40	338	8.5	27	0
Twilley	23	349	15.2	41	4
Fleming	13	137	10.5	23	2
Csonka	13	113	8.7	25	1
Noonan	10	180	18.0	43	0
Stowe	5	68	13.6	21	1
Morris	5	16	3.2	11	0
Mandich	3	19	6.3	10	1
Seiple	1	32	32.0	32	0
DOLPHINS	156	2248	14.4	86t	20
OPPONENTS	206	2293	11.1	51	10

INTERCEPTIONS	NO.	YDS.	AVG.	LG	TD
Scott	7	34	4.9	21	0
Foley	4	14	3.5	18	0
Johnson	2	34	17.0	34	0
Anderson	2	33	16.5	33	0
Buoniconti	1	16	16.0	16	0
Swift	1	12	12.0	12	0
DOLPHINS	17	143	9.0	34	0
OPPONENTS	10	166	16.6	53t	1

PUNTING	NO.	YDS.	AVG.	LG	BK
Seiple	52	2087	40.1	73	1
DOLPHINS	52	2087	40.1	73	1
OPPONENTS	72	2935	40.4	58	0

PUNT RET.	NO.	YDS.	AVG.	LG	TD
Scott	33	318	9.6	31	0
Anderson	8	114	14.3	47	0
DOLPHINS	41	432	10.5	47	0
OPPONENTS	26	106	4.1	29	0

KICKOFF RET.	NO.	YDS.	AVG.	LG	TD
Morris	15	423	28.2	94t	1
Ginn	10	252	25.2	35	0
Leigh	4	99	24.8	31	0
Matheson	3	32	10.7	16	0
DOLPHINS	32	806	25.2	94t	1
OPPONENTS	59	1180	20.0	35	0

SCORING	Ru	Pa	Rt	PAT	FG	S	2	TP
Yepremian	0	0	0	33/33	28/40	0	0	117
Warfield	0	11	0	0	0	0	0	66
Csonka	7	1	0	0	0	0	0	48
Twilley	0	4	0	0	0	0	0	24
Kick	3	0	0	0	0	0	0	18
Fleming	0	2	0	0	0	0	0	12
Morris	1	0	1	0	0	0	0	12
Johnson	0	0	1	0	0	0	0	6
Mandich	0	1	0	0	0	0	0	6
Stowe	0	1	0	0	0	0	0	6
DOLPHINS	11	20	29	2	33/33	28/40	0	0
OPPONENTS	10	1	21/21	9/21	0	0	0	174

FIELD GOALS	1-9	20-29	30-39	40-49	50+
Yepremian	7/7	8/8	6/11	7/12	0/2
DOLPHINS	7/7	8/8	6/11	7/12	0/2
OPPONENTS	5/5	1/4	2/2	0/6	1/4

SACKS
Fernandez 8.0, Riley 7.5, Stanfill 6.5, Heinz 5.0, Cornish 2.0, Swift 2.0, Anderson 1.0, Buoniconti 1.0, Den Herder 1.0, Powell 1.0
DOLPHINS 35.0, OPPONENTS 25.0

USUAL STARTERS

OFFENSE
WR - Paul Warfield (14)
LT - Doug Crusan (14)
LG - Bob Kuechenberg (14)
C - Bob DeMarco (14)
RG - Larry Little (14)
RT - Norm Evans (14)
TE - Marv Fleming (13), Jim Mandich (1)
WR - Howard Twilley (12), *Otto Stowe (2)
QB - Bob Griese (13), George Mira (1)
RB - Jim Kiick (11), Mercury Morris (3)
FB - Larry Csonka (14)

DEFENSE
LDE - Jim Riley (13), Bob Heinz (1)
LDT - Manny Fernandez (14)
RDT - Bob Heinz (7), John Richardson (5), Frank Cornish (2)
RDE - Bob Stanfill (12), Bob Heinz (2)
LLB - Doug Swift (14)
MLB - Nick Buoniconti (14)
RLB - Mike Kolen (10), Jesse Powell (3), Bob Matheson (1)
LCB - Tim Foley (14)
RCB - Curtis Johnson (10), Lloyd Mumphord (4)
SS - Dick Anderson (14)
FS - Jake Scott (14)

* Indicates Rookie

PASSING	ATT.	COMP.	YDS.	PCT.	TD	INT.	LG	SCK/LST	RATING
Griese	245	142	2019	58.0	12	17	54	31/282	72.1
Kiick	1	1	25	100.0	0	0	25	0/0	118.8
DOLPHINS	299	159	2284	53.2	15	19	54	36/327	68.5
OPPONENTS	403	234	2708	58.0	17	22	46	16/157	69.8

1972 FINAL STATISTICS (14-0)

DATE	OPPONENT	SCORE	W/L	ATT.
9/17	at Kansas City	20-10	W	78,736
9/24	HOUSTON	34-13	W	75,069
10/1	at Minnesota	16-14	W	45,766
10/8	at N.Y. Jets	27-17	W	61,720
10/15	SAN DIEGO	24-10	W	78,212
10/22	BUFFALO	24-23	W	78,175
10/29	at Baltimore	23-0	W	59,303
11/5	at Buffalo	30-16	W	45,659
11/12	NEW ENGLAND	52-0	W	78,148
11/19	N.Y. JETS	28-24	W	78,166
11/27	ST. LOUIS	31-10	W	78,190
12/3	at New England	37-21	W	60,144
12/10	at N.Y. Giants	23-13	W	62,728
12/16	BALTIMORE	16-0	W	78,202

TEAM STATISTICS	MIA.	OPP.
TOTAL FIRST DOWNS	291	186
By Rushing	170	76
By Passing	102	96
By Penalty	19	14
TOTAL NET YARDS	5036	3297
Average Per Game	359.1	235.5
Total Plays	893	771
Average Per Play	5.6	4.3
NET YARDS RUSHING	2960	1548
Average Per Game	210.8	110.6
Total Rushes	613	389
NET YARDS PASSING	2076	1749
Average Per Game	148.3	124.9
Tackled/Yards Lost	21/159	34/280
Gross Yards	2235	2029
Attempts/Completions	259/144	348/178
Completion Percentage	55.6	51.1
Had Intercepted	12	26
PUNTS/AVERAGE	44/39.4	67/41.8
PENALTIES/YARDS	68/714	70/659
FUMBLES/BALL LOST	25/16	32/20
TOUCHDOWNS	45	21
By Rushing	26	8
By Passing	17	10
By Returns	2	3

SCORE BY QUARTERS	1	2	3	4	OT	Total
DOLPHINS	94	108	98	85	-	385
OPPONENTS	36	47	29	59	-	171
RUSHING	NO.	YDS.	AVG.	LG	TD	
Csonka	213	1117	5.2	45	6	
Morris	190	1000	5.3	33	12	
Kiick	137	521	3.8	26	5	
Ginn	27	142	5.3	22	1	
Leigh	21	79	3.8	10	0	
Morrall	17	67	3.9	31t	1	
Warfield	4	23	5.8	21	0	
Griese	3	11	3.7	5	1	
Del Gaizo	1	0	0.0	0	0	
DOLPHINS	613	2960	4.8	45	26	
OPPONENTS	389	1548	4.0	40	8	

RECEIVING	NO.	YDS.	AVG.	LG	TD
Warfield	29	606	20.9	47	3
Kiick	21	147	7.0	15	1
Twiley	20	364	18.2	44	3
Briscoe	16	279	17.4	51t	4
Morris	15	168	11.2	34	0
Stowe	13	276	21.2	49	2
Fleming	13	156	12.0	31	1
Mandich	11	168	15.3	39	3
Csonka	5	48	9.6	14	0
Ginn	1	23	23.0	23	0
DOLPHINS	144	2235	15.5	51t	17
OPPONENTS	178	2029	11.4	82t	10

INTERCEPTIONS	NO.	YDS.	AVG.	LG	TD
Scott	5	73	14.6	31	0
Mumphord	4	50	12.5	28t	1
Anderson	3	34	11.3	22	0
Foley	3	25	8.3	15	0
Johnson	3	20	6.7	13	0
Swift	3	5	1.7	4	0
Buoniconti	2	17	8.5	10	0
Babb	1	24	24.0	24	0
Den Herder	1	24	24.0	24	0
Kolen	1	14	14.0	14	0
DOLPHINS	26	286	11.0	31	1
OPPONENTS	12	249	20.8	43	2

PUNTING	NO.	YDS.	AVG.	LG	BK
Seiple	36	1437	39.9	54	0
Lothridge	4	150	37.5	42	0
Anderson	4	147	36.8	45	0
DOLPHINS	44	1734	39.4	54	0
OPPONENTS	63	2613	41.8	67	2

PUNT RET.	NO.	YDS.	AVG.	LG	TD
Leigh	22	210	9.5	27	0
Scott	13	100	7.7	15	0
Anderson	5	19	3.8	17	0
DOLPHINS	40	329	8.2	27	0
OPPONENTS	17	67	3.9	13	0

KICKOFF RET.	NO.	YDS.	AVG.	LG	TD
Morris	14	334	23.9	33	0
Leigh	6	153	25.5	45	0
Matheson	2	34	17.0	17	0
Ginn	1	25	25.0	25	0
Briscoe	1	0	0.0	0	0
DOLPHINS	24	546	22.8	45	0
OPPONENTS	56	1283	22.9	39	0

SCORING	Ru	Pa	Rt	PAT	FG	S	2	TP
Yepremian	0	0	0	43/45	24/37	0	0	115
Morris	12	0	0	0	0	0	0	72
Csonka	6	0	0	0	0	0	0	36
Kiick	5	1	0	0	0	0	0	36
Briscoe	0	4	0	0	0	0	0	24
Mandich	0	3	0	0	0	0	0	18
Twiley	0	3	0	0	0	0	0	18
Warfield	0	3	0	0	0	0	0	18
Stowe	0	2	0	0	0	0	0	12
Anderson	0	0	1	0	0	0	0	6
Fleming	0	1	0	0	0	0	0	6
Ginn	1	0	0	0	0	0	0	6
Griese	1	0	0	0	0	0	0	6
Morrall	1	0	0	0	0	0	0	6
Mumphord	0	0	1	0	0	0	0	6
DOLPHINS	26	17	2	43/45	24/37	0	0	385
OPPONENTS	8	10	3	18/21	9/16	0	0	171

FIELD GOALS	1-19	20-29	30-39	40-49	50+
Yepremian	7/7	3/3	7/8	4/11	3/8
DOLPHINS	7/7	3/3	7/8	4/11	3/8
OPPONENTS	3/3	2/4	3/3	1/4	0/2

SACKS
Den Herder 10.5, Stanfill 10.0, Fernandez 5.0, Matheson 2.5, Heinz 2.0, Buoniconti 1.0, Dunaway 1.0, M. Moore 1.0, Swift 1.0
DOLPHINS 34.0, OPPONENTS 21.0

USUAL STARTERS

OFFENSE

WR	- Paul Warfield (11), Otto Stowe (3)
LT	- Doug Grusan (10), Wayne Moore (4)
LG	- Bob Kuechenberg (14)
C	- Jim Langer (14)
RT	- Larry Little (14)
RG	- Norm Evans (14)
TE	- Marv Fleming (14)
WR	- Howard Twiley (11), Marlon Briscoe (3)
QB	- Earl Morrall (9), Bob Griese (5)
RB	- Mercury Morris (11), Jim Kiick (3)
FB	- Larry Csonka (14)

DEFENSE

LDE	- Vern Den Herder (14)
LDT	- Manny Fernandez (14)
RDT	- Bob Heinz (8), Jim Dunaway (6)
RDE	- Bill Stanfill (14)
LLB	- Doug Swift (14)
MLB	- Nick Buoniconti (14)
RLB	- Mike Kolen (13), Bob Matheson (1)
LCB	- Tim Foley (13), Curtis Johnson (1)
RCB	- Curtis Johnson (13), Tim Foley (1)
SS	- Jake Scott (13), Dick Anderson (1)
FS	- Dick Anderson (13), Jake Scott (1)

* Indicates Rookie

PASSING	ATT.	COMP.	YDS.	PCT.	TD	INT.	LG	SCK/LST	RATING
Morrall	150	83	1360	55.3	11	7	49	14/114	91.0
Griese	97	53	638	54.6	4	4	39	7/45	71.6
Del Gaizo	9	5	165	55.6	2	1	51t	0/0	100.5
Briscoe	3	3	72	100.0	0	0	26	0/0	118.8
DOLPHINS	259	144	2235	55.6	17	12	51t	21/159	86.9
OPPONENTS	348	178	2029	51.1	10	26	82t	34/280	47.5

1973 FINAL STATISTICS (12-2)

DATE	OPPONENT	SCORE	W/L	ATT.
9/16	SAN FRANCISCO	21-13	W	68,275
9/23	at Oakland	7-12	L	74,121
9/30	NEW ENGLAND	44-23	W	62,508
10/7	N.Y. JETS	31-3	W	63,850
10/15	at Cleveland	17-9	W	72,070
10/21	BUFFALO	27-6	W	65,241
10/28	at New England	30-14	W	57,617
11/4	at N.Y. Jets	24-14	W	57,591
11/11	BALTIMORE	44-0	W	60,332
11/18	at Buffalo	17-0	W	77,138
11/22	at Dallas	14-7	W	58,089
12/3	PITTSBURGH	30-26	W	68,901
12/9	at Baltimore	3-16	L	41,005
12/15	DETROIT	34-7	W	53,375

TEAM STATISTICS	MIA.	OPP.
TOTAL FIRST DOWNS	215	195
By Rushing	111	109
By Passing	91	78
By Penalty	13	8
Third Down: Made/Att.	67/175	86/231
TOTAL NET YARDS	4103	3281
Average Per Game	293.1	234.4
Total Plays	776	876
Average Per Play	5.3	3.7
NET YARDS RUSHING	2521	1991
Average Per Game	180.1	142.2
Total Rushes	507	511
NET YARDS PASSING	1582	1290
Average Per Game	113.0	92.1
Tackled/Yards Lost	13/93	45/314
Gross Yards	1675	1604
Attempts/Completions	256/133	320/151
Completion Percentage	52.0	47.2
Had Intercepted	12	21
PUNTS/AVERAGE	48/42.3	76/38.4
PENALTIES/YARDS	52/416	61/616
FUMBLES/BALL LOST	22/16	29/8
TOUCHDOWNS	38	15
By Rushing	16	10
By Passing	17	5
By Returns	5	0

SCORE BY QUARTERS	1	2	3	4	OT	Total
DOLPHINS	106	117	53	67	0	343
OPPONENTS	19	50	35	46	0	150

RUSHING	NO.	YDS.	AVG.	LG	TD
Csonka	219	1003	4.6	25	5
Morris	149	954	6.4	70t	10
Kick	76	257	3.4	32	0
Leigh	22	134	6.1	34t	1
Nottingham	24	134	5.6	30	0
Griese	13	20	1.5	21	0
Warfield	1	15	15.0	15	0
Morrall	1	9	9.0	9	0
Briscoe	2	-5	-2.5	2	0
DOLPHINS	507	2521	5.0	70t	16
OPPONENTS	511	1991	3.9	36	10

PASSING	ATT.	COMP.	YDS.	PCT.	TD	INT.	LG	SCK/LST	RATING
Griese	218	116	1422	53.2	17	8	46	11/75	84.3
Morrall	38	17	253	44.7	0	4	53	2/18	27.5
DOLPHINS	256	133	1675	52.0	17	12	53	13/93	72.3
OPPONENTS	320	151	1604	47.2	5	21	42	45/314	40.2

RECEIVING	NO.	YDS.	AVG.	LG	TD
Briscoe	30	447	14.9	53	2
Warfield	29	514	17.7	45	11
Kick	27	208	7.7	22	0
Mandich	24	302	12.6	28t	4
Csonka	7	22	3.1	9	0
Morris	4	51	12.8	36	0
Leigh	4	9	2.3	7	0
Fleming	3	22	7.3	15	0
Sellers	2	54	27.0	42	0
Twilley	2	30	15.0	19	0
Nottingham	1	16	16.0	16	0
DOLPHINS	133	1675	12.6	53	17
OPPONENTS	151	1604	10.6	42	5

INTERCEPTIONS	NO.	YDS.	AVG.	LG	TD
Anderson	8	163	20.4	38t	2
Scott	4	71	17.8	29	0
Kolen	2	54	27.0	29	0
Foley	2	22	11.0	15	0
Johnson	2	19	9.5	17	0
Stuckey	1	4	4.0	4	0
Ball	1	2	2.0	2	0
Swift	1	0	0.0	0	0
DOLPHINS	21	335	16.0	38t	2
OPPONENTS	12	190	15.8	48	0

PUNTING	NO.	YDS.	AVG.	LG	BK
Seiple	48	2031	42.3	57	0
DOLPHINS	48	2031	42.3	57	0
OPPONENTS	76	2918	38.4	60	2

PUNT RET.	NO.	YDS.	AVG.	LG	TD
Scott	22	266	12.1	33	0
Leigh	9	64	7.1	26	0
Anderson	6	52	8.7	27	0
DOLPHINS	37	382	10.3	33	0
OPPONENTS	28	182	6.5	27	0

KICKOFF RET.	NO.	YDS.	AVG.	LG	TD
Morris	11	242	22.0	29	0
Leigh	9	251	27.9	51	0
Scott	2	20	10.0	20	0
Bannon	1	10	10.0	10	0
Seiple	1	0	0.0	0	0
DOLPHINS	24	523	21.8	51	0
OPPONENTS	56	1116	19.9	42	0

SCORING	Ru	Pa	Rt	PAT	FG	S	2P
Yepremian	0	0	0	38/38	25/37	0	0 113
Warfield	0	11	0	0	0	0	0 0 66
Morris	10	0	0	0	0	0	0 0 60
Csonka	5	0	0	0	0	0	0 0 30
Mandich	0	4	0	0	0	0	0 0 24
Anderson	0	2	0	0	0	0	0 0 12
Briscoe	0	2	0	0	0	0	0 0 12
Foley	0	2	0	0	0	0	0 0 12
Buoniconti	0	1	0	0	0	0	0 0 6
Leigh	1	0	0	0	0	0	0 0 6
Johnson	0	0	0	0	0	1	0 0 2
DOLPHINS	16	17	5	38/38	25/37	1	0 343
OPPONENTS	10	5	0	13/15	15/27	0	0 150

FIELD GOALS	1-19	20-29	30-39	40-49	50+
Yepremian	5/5	8/10	6/9	5/9	1/4
DOLPHINS	5/5	8/10	6/9	5/9	1/4
OPPONENTS	5/5	0/2	6/8	3/8	1/4

SACKS
Stanfil 18.5, Den Herder 10.0, Fernandez 6.5, Matheson 3.0, Heinz 2.5, Ball 2.0, Buoniconti 1.0, M. Moore 1.0, Swift 0.5.
DOLPHINS 45.0, OPPONENTS 13.0

USUAL STARTERS

OFFENSE
WR - Paul Warfield (14)
LT - Wayne Moore (12), Doug Crusan (2)
LG - Bob Kuechenberg (13), Inv Goode (1)
C - Jim Langer (14)
RG - Larry Little (13), *Ed Newman (1)
RT - Norm Evans (14)
TE - Marv Fleming (11), Jim Mandich (3)
WR - Marlin Briscoe (14)
QB - Bob Griese (13), Earl Morrall (1)
RB - Mercury Morris (10), Jim Kick (4)
FB - Larry Csonka (14)

DEFENSE

LDE - Vern Den Herder (14)
LDT - Manny Fernandez (13), Maulty Moore (1)
RDT - Bob Heinz (13), Larry Woods (1)
RDE - Nick Stanfil (13), Bob Heinz (1)
LLB - Doug Swift (14)
MLB - Nick Buoniconti (13), Bob Matheson (1)
RLB - Mike Kolen (13), Bob Matheson (1)
LCB - Tim Foley (10), Lloyd Mumphord (3), Curtis Johnson (1)
RCB - Curtis Johnson (13), Dick Anderson (1)
SS - Jake Scott (13), Dick Anderson (1)
FS - Dick Anderson (12), Tim Foley (1), Jake Scott (1)

* Indicates Rookie

1974 FINAL STATISTICS (11-3)

DATE	OPPONENT	SCORE	W/L	ATT.
9/15	at New England	24-34	L	54,913
9/22	at Buffalo	24-16	W	78,990
9/29	at San Diego	28-21	W	44,706
10/7	N.Y. JETS	21-17	W	61,527
10/13	at Washington	17-20	L	54,395
10/20	KANSAS CITY	9-3	W	67,779
10/27	BALTIMORE	17-7	W	65,868
11/3	ATLANTA	42-7	W	64,399
11/10	at New Orleans	21-0	W	73,458
11/17	BUFFALO	35-28	W	69,313
11/24	at N.Y. Jets	14-17	L	57,162
12/2	CINCINNATI	24-3	W	71,962
12/8	at Baltimore	17-16	W	34,420
12/15	NEW ENGLAND	34-27	W	56,920

TEAM STATISTICS	MIA.	OPP.
TOTAL FIRST DOWNS	272	208
By Rushing	134	83
By Passing	118	117
By Penalty	20	8
Third Down: Made/Att.	97/195	73/188
TOTAL NET YARDS	4275	3806
Average Per Game	305.4	271.9
Total Plays	884	807
Average Per Play	4.8	4.7
NET YARDS RUSHING	2191	1624
Average Per Game	156.5	116.0
Total Rushes	570	404
NET YARDS PASSING	2084	2182
Average Per Game	148.9	155.9
Tackled/Yards Lost	31/229	31/270
Gross Yards	2313	2452
Attempts/Completions	283/171	372/200
Completion Percentage	60.4	53.8
Had Intercepted	18	16
PUNTS/AVERAGE	65/38.6	70/39.7
PENALTIES/YARDS	69/556	67/525
FUMBLES/BALL LOST	25/13	33/17
TOUCHDOWNS	43	25
By Rushing	25	7
By Passing	18	14
By Returns	0	4

SCORE BY QUARTERS	1	2	3	4	OT	Total
DOLPHINS	42	98	76	111	0	327
OPPONENTS	31	50	57	78	0	216

RUSHING	NO.	YDS.	AVG.	LG	TD
Csonka	197	749	3.8	24	9
Malone	117	479	4.1	23	3
Kick	86	274	3.2	15	1
Nottingham	66	273	4.1	24	8
Morris	56	214	3.8	17	1
Ginn	26	99	3.8	41	2
Griese	16	66	4.1	22	1
Briscoe	1	17	17.0	17	0
N. Moore	3	16	5.3	15	0
Morrall	1	11	11.0	11	0
Strock	1	-7	-7.0	-7	0
DOLPHINS	570	2191	3.8	41	25
OPPONENTS	404	1624	4.0	56	7

PASSING	ATT.	COMP.	YDS.	PCT.	TD	INT.	LG	SCK/LST	RATING
Griese	253	152	1968	60.1	16	15	54	27/202	80.9
Morrall	27	17	301	63.0	2	3	46	3/16	86.1
N. Moore	1	1	31	100.0	0	0	31	0/0	118.8
Kick	1	1	13	100.0	0	0	13	0/0	118.8
Briscoe	1	0	0	0.0	0	0	0	1/11	39.6
DOLPHINS	283	171	2313	60.4	18	18	54	31/229	74.8
OPPONENTS	372	200	2452	53.8	14	16	89*	31/270	69.0

RECEIVING	NO.	YDS.	AVG.	LG	TD
N. Moore	37	605	16.4	48	2
Mandich	33	374	11.3	44	6
Warfield	27	536	19.9	54	2
Twilley	24	256	11.0	21	2
Kick	18	155	8.6	19	1
Briscoe	11	132	12.0	20	1
Csonka	7	35	5.0	11	0
Baker	4	121	30.0	46	2
Nottingham	3	40	13.3	20	0
Morris	2	27	14.0	23	1
Malone	2	26	13.0	13	0
Ginn	2	3	1.5	3	0
Fleming	1	3	3.0	3	1
DOLPHINS	171	2313	13.5	54	18
OPPONENTS	200	2452	12.6	89	14

INTERCEPTIONS	NO.	YDS.	AVG.	LG	TD
Scott	8	75	9.4	30	0
Buoniconiti	2	29	14.5	16	0
Foley	2	-2	-1.0	0	0
Stuckey	1	21	21.0	21	0
Matheson	1	10	10.0	10	0
Kölen	1	3	3.0	3	0
Anderson	1	3	3.0	3	0
DOLPHINS	16	139	8.7	30	0
OPPONENTS	18	320	17.8	40	1

PUNTING	NO.	YDS.	AVG.	LG	BK
Seiple	65	2511	38.6	60	0
DOLPHINS	65	2511	38.6	60	0
OPPONENTS	70	2743	39.2	63	2

PUNT RET.	NO.	YDS.	AVG.	LG	TD
Scott	31	346	11.2	30	0
N. Moore	9	136	15.1	42	0
Anderson	3	9	3.0	6	0
Babb	2	29	14.5	20	0
Stuckey	1	0	0.0	0	0
DOLPHINS	46	520	11.3	42	0
OPPONENTS	42	265	6.3	23	0

KICKOFF RET.	NO.	YDS.	AVG.	LG	TD
N. Moore	22	587	26.7	40	0
Ginn	12	235	19.6	30	0
Malone	6	159	26.5	73	0
Matheson	5	65	13.0	25	0
Leigh	2	50	25.0	26	0
Baker	1	22	22.0	22	0
Babb	1	0	0.0	0	0
DOLPHINS	49	1118	22.8	73	0
OPPONENTS	64	1222	19.1	57	0

SCORING	Ru	Pa	Rt	PAT	FG	S	2	TP
Yepremian	0	0	0	43/43	8/15	0	0	67
Csonka	9	0	0	0	0	0	0	54
Nottingham	8	0	0	0	0	0	0	48
Mandich	0	6	0	0	0	0	0	36
Malone	3	0	0	0	0	0	0	18
Morris	1	1	0	0	0	0	0	12
Warfield	0	2	0	0	0	0	0	12
Ginn	2	0	0	0	0	0	0	12
N. Moore	0	2	0	0	0	0	0	12
Kick	1	1	0	0	0	0	0	12
Twilley	0	2	0	0	0	0	0	12
Baker	0	2	0	0	0	0	0	12
Fleming	0	1	0	0	0	0	0	6
Griese	1	0	0	0	0	0	0	6
Briscoe	0	1	0	0	0	0	0	6
Foley	0	0	0	0	0	1	0	2
DOLPHINS	25	18	0	43/43	8/15	1	0	327
OPPONENTS	7	14	4	24/24	14/21	0	0	216

FIELD GOALS	1-19	20-29	30-39	40-49	50+
Yepremian	0/1	4/5	3/4	1/3	0/2
DOLPHINS	0/1	4/5	3/4	1/3	0/2
OPPONENTS	0/0	7/9	2/5	5/6	0/1

SACKS	Player	Yards
Stanfil	10.0	Den Herder 7.0, Fernandez 3.0, Ball 3.0, Crowder 3.0, Matheson 3.0, Kölen 1.0, Reese 1.0
DOLPHINS	31.0	OPPONENTS 31.0

USUAL STARTERS

OFFENSE
WR - Paul Warfield (9), Howard Twilley (5) Bob Kuechenberg (4), Tom Funchess (3)
LT - (3), Wayne Moore (3), Tom Wickert (3), Doug Crusan (1)
LG - Bob Kuechenberg (10), Ed Newman (4)
C - Jim Langer (14)
RG - Larry Little (14)
RT - Norm Evans (14)
TE - Jim Mandich (10), Marv Fleming (4)
WR - *Nat Moore (6), Marlin Briscoe (4), Howard Twilley (4)
OB - Bob Griese (13), Earl Morrall (1)
RB - Jim Kick (7), *Benny Malone (3)
RB - Mercury Morris (3)
FB - Larry Csonka (1), Don Nottingham (2), Jim Kick (1)
3WR - *Nat Moore (1)

DEFENSE
LDE - Vern Den Herder (14)
LDT - Manny Fernandez (12), Maulty Moore (2)
RDT - Bob Heinz (13), Bill Stanfil (1)
RDE - Bill Stanfil (13), Doug Swift (1)
LLB - Bob Matheson (7), Doug Swift (7)
MLB - Nick Buoniconiti (13), Mike Kölen (1)
RLB - Mike Kölen (13), Bob Matheson (1)
LCB - Tim Foley (10), Lloyd Mumphord (3), Henry Stuckey (1)
RCB - Curtis Johnson (12), Tim Foley (1), Henry Stuckey (1)
SS - Dick Anderson (14)
FS - Jake Scott (14)

* Indicates Rookie

1975 FINAL STATISTICS (10-4)

DATE	OPPONENT	SCORE	W/L	ATT.
9/22	OAKLAND	21-31	L	78/744
9/28	at New England	22-14	W	60/602
10/5	at Green Bay	31-7	W	55/270
10/12	PHILADELPHIA	24-16	W	60/127
10/19	at N.Y. Jets	43-0	W	47/191
10/26	at Buffalo	35-30	W	79/080
11/2	at Chicago	46-13	W	51/298
11/9	N.Y. JETS	27-7	W	72/896
11/16	at Houston	19-20	L	48/892
11/23	BALTIMORE	17-33	L	61/986
12/1	NEW ENGLAND	20-7	W	61/963
12/7	BUFFALO	31-21	W	74/573
12/14	at Baltimore	7-10 (OT)	L	59/398
12/20	DENVER	14-13	W	43/064

TEAM STATISTICS	MIA.	OPP.
TOTAL FIRST DOWNS	266	224
By Rushing	136	92
By Passing	108	113
By Penalty	22	19
Third Down: Made/Att.	88/191	75/197
TOTAL NET YARDS	4509	3789
Average Per Game	322.1	270.6
Total Plays	896	858
Average Per Play	5.0	4.4
NET YARDS RUSHING	2500	1768
Average Per Game	178.6	126.3
Total Rushes	594	443
NET YARDS PASSING	2009	2021
Average Per Game	143.5	144.4
Tackled/Yards Lost	23/187	40/314
Gross Yards	2196	2335
Attempts/Completions	279/170	375/200
Completion Percentage	60.9	53.3
Had Intercepted	17	21
PUNTS/AVERAGE	65/38.6	72/40.0
PENALTIES/YARDS	74/575	82/716
FUMBLE/BALL LOST	20/9	23/9
TOUCHDOWNS	46	27
By Rushing	26	14
By Passing	19	9
By Returns	1	4

SCORE BY QUARTERS	1	2	3	4	OT	Total
DOLPHINS	44	116	99	98	0	357
OPPONENTS	48	53	45	73	3	222

RUSHING	NO.	YDS.	AVG.	LG	TD
Morris	219	875	4.0	49	4
Nottingham	168	718	4.3	56	12
Bulaich	78	309	4.0	30	5
Malone	65	220	3.4	20	3
Solomon	4	87	21.8	35	0
Ginn	21	78	3.7	14	0
N. Moore	8	69	8.6	36	0
Griese	17	59	3.5	17	1
Strock	6	38	6.3	18	1
Morrall	4	33	8.3	16	0
Winfrey	3	10	3.3	5	0
Seiple	1	4	4.0	4	0
DOLPHINS	594	2500	4.2	56	26
OPPONENTS	443	1768	4.0	39	15

PASSING	ATT.	COMP.	YDS.	PCT.	TD	INT.	LG	SCK/LST	RATING
Griese	191	118	1693	61.8	14	13	79t	16/131	86.6
Strock	45	26	230	57.8	2	2	25	3/29	67.9
Morrall	43	26	273	60.5	3	2	31	4/27	82.7
DOLPHINS	279	170	2196	60.9	19	17	79t	23/187	82.9
OPPONENTS	375	200	2335	53.3	9	21	62t	40/314	57.1

RECEIVING	NO.	YDS.	AVG.	LG	TD
N. Moore	40	705	17.6	79t	4
Bulaich	32	276	8.6	59t	5
Twilley	24	366	15.3	32	4
Solomon	22	339	15.4	58t	2
Mandich	21	217	10.3	32t	4
Seiple	10	84	8.4	15	0
Nottingham	9	66	7.3	18	0
Tillman	5	60	12.0	16	0
Ginn	3	21	7.0	8	0
Malone	2	47	23.5	43	0
Morris	2	15	7.5	10	0
DOLPHINS	170	2196	12.9	79t	19
OPPONENTS	200	2335	11.7	62t	9

INTERCEPTIONS	NO.	YDS.	AVG.	LG	TD
Scott	6	60	10.0	38	0
Johnson	4	41	10.3	17	0
Babb	4	18	4.5	18	0
Matheson	3	32	10.7	22	0
Rhone	2	2	1.0	2	0
Towle	1	16	16.0	16	0
Kolen	1	14	14.0	14	0
DOLPHINS	21	183	8.7	38	0
OPPONENTS	17	214	12.6	50	1

PUNTING	NO.	YDS.	AVG.	LG	BK
Seiple	65	2506	38.6	61	0
DOLPHINS	65	2506	38.6	61	0
OPPONENTS	72	2880	40.0	57	1

PUNT RET.	NO.	YDS.	AVG.	LG	TD
Solomon	26	320	12.3	50t	1
N. Moore	8	80	10.0	29	0
Babb	7	95	13.6	46	0
Scott	1	10	10.0	10	0
Ginn	1	4	4.0	4	0
DOLPHINS	43	509	11.8	50t	1
OPPONENTS	34	373	11.0	83t	1

KICKOFF RET.	NO.	YDS.	AVG.	LG	TD
Solomon	17	348	20.5	31	0
N. Moore	9	243	27.0	42	0
Ginn	9	235	26.1	39	0
Nottingham	3	80	26.7	27	0
Winfrey	1	25	25.0	25	0
Malone	1	18	18.0	18	0
DOLPHINS	40	949	23.7	42	0
OPPONENTS	65	1549	23.8	102t	1

SCORING	Ru	Pa	Rt	PAT	FG	S	2 P	TP
Yeapremian	0	0	0	40/46	13/16	0	0	79
Nottingham	12	0	0	0	0	0	0	72
Bulaich	5	5	0	0	0	0	0	60
Mandich	0	4	0	0	0	0	0	24
N. Moore	0	4	0	0	0	0	0	24
Morris	4	0	0	0	0	0	0	24
Twilley	0	4	0	0	0	0	0	24
Malone	3	0	0	0	0	0	0	18
Solomon	0	2	1	0	0	0	0	18
Griese	1	0	0	0	0	0	0	6
Strock	1	0	0	0	0	0	0	6
Reese	0	0	0	0	0	1	0	2
DOLPHINS	26	19	1	40/46	13/16	1	0	357
OPPONENTS	15	9	3	25/27	11/21	1	0	222

FIELD GOALS	1-19	20-29	30-39	40-49	50+ 0/1
Yeapremian	1/1	5/5	6/7	1/2	0/1
DOLPHINS	1/1	5/5	6/7	1/2	0/1
OPPONENTS	0/0	3/5	4/6	4/10	0/0

SACKS	Player	Yards
Den Herder	11.0	Crowder 7.5, Reese 7.5,
Stanfil	6.5	Matheson 2.0, Andrews 1.5,
Johnson	1.0	Kolen 1.0, Rhone 1.0, Swift 1.0
DOLPHINS	40.0	OPPONENTS 23.0

USUAL STARTERS

OFFENSE
WR - Nat Moore (14)
LG - Wayne Moore (14)
LT - Bob Kuechenberg (14)
C - Jim Langer (14)
RG - Larry Little (14)
RT - Norm Evans (13), *Darryl Carlton (1)
TE - Andre Tillman (8), Jim Mandich (6)
QB - Howard Twilley (8), *Freddie Solomon (5), Jim McFarland (1)
WR - Bob Griese (10), Don Strock (3), Earl Morrall (1)
RB - Mercury Morris (14)
FB - Don Nottingham (13), Norm Bulaich (1)
3WR - *Nat Moore (1)

DEFENSE
LDE - Vern Den Herder (14)
LDT - Randy Crowder (11), Manny Fernandez (3)
RDT - Don Reese (11), Manny Fernandez (1)
RDE - Bill Stanfil (8), *Steve Towle (4), John Andrews (2)
LLB - Doug Swift (13), *Steve Towle (1)
MLB - Mike Kolen (9), *Steve Towle (4), *Earnie Rhone (1)
RLB - Bob Matheson (13), *Earnie Rhone (1)
LCB - Tim Foley (9), Jeris White (5)
RCB - Curtis Johnson (14)
FS - Jake Scott (11)
SS - Charlie Babb (14)
4LB - *Earnie Rhone (2)

*Indicates Rookie

1976 FINAL STATISTICS (6-8)

DATE	OPPONENT	SCORE	W/L	ATT.
9/13	at Buffalo	30-21	W	77,683
9/19	at New England	14-30	L	46,053
9/26	N.Y. JETS	16-0	W	49,754
10/3	LOS ANGELES	28-31	L	60,753
10/10	at Baltimore	14-28	L	58,832
10/17	KANSAS CITY	17-20 (OT)	L	43,325
10/24	at Tampa Bay	23-20	W	59,155
10/31	NEW ENGLAND	10-3	W	52,863
11/7	at N.Y. Jets	27-7	W	53,344
11/14	at Pittsburgh	3-14	L	48,945
11/22	BALTIMORE	16-17	L	62,104
11/28	at Cleveland	13-17	L	74,715
12/5	BUFFALO	45-27	W	43,475
12/11	MINNESOTA	7-29	L	46,543

TEAM STATISTICS		MIA.	OPP.
TOTAL FIRST DOWNS		267	268
By Rushing		122	125
By Passing		125	131
By Penalty		20	12
Third Down Efficiency		40.3	47.2
TOTAL NET YARDS		4386	5081
Average Per Game		313.3	362.9
Total Plays		874	892
Average Per Play		5.0	5.7
NET YARDS RUSHING		2118	2411
Average Per Game		151.3	172.2
Total Rushes		491	525
NET YARDS PASSING		2268	2670
Average Per Game		162.0	190.7
Tackled/Yards Lost		37/336	20/193
Gross Yards		2604	2863
Attempts/Completions		346/193	347/195
Completion Percentage		55.8	56.2
Had Intercepted		15	11
PUNTS/AVERAGE		62/38.2	63/41.1
PENALTIES/YARDS		70/582	94/716
FUMBLES/BALL LOST		14/8	31/18
TOUCHDOWNS		31	34
By Rushing		15	14
By Passing		15	20
By Returns		1	0

SCORE BY QUARTERS	1	2	3	4	OT	Total
DOLPHINS	27	98	64	74	0	263
OPPONENTS	31	93	62	75	3	264

RUSHING	NO.	YDS.	AVG.	LG	TD
Malone	186	797	4.3	31	4
Bulaich	122	540	4.4	35	4
Winfrey	52	205	3.9	13	1
Nottingham	63	185	2.9	13	3
Griese	23	108	4.7	26	0
Davis	31	160	5.2	57	1
N. Moore	4	36	9.0	21	0
Seiple	3	14	4.7	7	0
Solomon	4	60	15.0	59	1
Strock	2	13	6.5	11	1
Heath	1	0	0.0	0	0
DOLPHINS	491	2118	4.3	59	15
OPPONENTS	525	2411	4.6	75	14

RECEIVING	NO.	YDS.	AVG.	LG	TD
N. Moore	33	625	18.9	67	4
Bulaich	28	151	5.4	25	0
Solomon	27	453	16.8	53	2
Harris	22	372	16.9	44	1
Mandich	22	260	11.8	31	4
Twilley	14	214	15.3	39	1
Tillman	13	130	10.0	16	1
Seiple	10	138	13.8	25	1
Malone	9	103	11.4	36	0
Winfrey	6	55	9.2	16	1
Nottingham	4	33	8.3	29	0
Davis	2	8	4.0	6	0
McCreary	2	51	25.5	30	0
Holmes	1	11	11.0	11	0
DOLPHINS	193	2604	13.5	67	15
OPPONENTS	195	2863	14.7	64	20

INTERCEPTIONS	NO.	YDS.	AVG.	LG	TD
Ellis	2	40	20.0	40	0
Matheson	2	34	17.0	34	0
Babb	2	20	10.0	20	0
White	2	4	2.0	4	0
Anderson	1	32	32.0	32	0
Johnson	1	14	14.0	14	0
Salter	1	0	0.0	0	0
DOLPHINS	11	144	13.1	40	0
OPPONENTS	15	128	8.5	33	0

PUNTING	NO.	YDS.	AVG.	LG	BK
Seiple	62	2366	38.2	56	0
DOLPHINS	62	2366	38.2	56	0
OPPONENTS	63	2593	41.2	56	0

PUNT RET.	NO.	YDS.	AVG.	LG	TD
Solomon	13	205	15.8	79	1
Harris	9	79	8.7	16	0
N. Moore	8	72	9.0	23	0
Babb	3	38	12.7	25	0
Anderson	2	21	10.5	11	0
DOLPHINS	35	415	11.9	79	1
OPPONENTS	34	272	8.0	28	0

KICKOFF RET.	NO.	YDS.	AVG.	LG	TD
Davis	26	617	23.7	47	0
Harris	17	559	32.9	69	0
Nottingham	6	107	17.8	21	0
N. Moore	2	28	14.0	28	0
Winfrey	2	24	12.0	13	0
Solomon	1	12	12.0	12	0
Tillman	1	0	0.0	0	0
DOLPHINS	55	1347	24.5	69	0
OPPONENTS	57	1231	21.6	79	0

SCORING	Ru	Pa	Rt	PAT	FG	S	2	TP
Yepremian	0	0	0	29/31	16/23	0	0	77
Bulaich	4	0	0	0	0	0	0	24
Malone	4	0	0	0	0	0	0	24
Mandich	0	4	0	0	0	0	0	24
N. Moore	0	4	0	0	0	0	0	24
Solomon	1	2	1	0	0	0	0	24
Nottingham	3	0	0	0	0	0	0	18
Winfrey	1	1	0	0	0	0	0	12
Davis	1	0	0	0	0	0	0	6
Harris	0	1	0	0	0	0	0	6
Seiple	0	1	0	0	0	0	0	6
Strock	1	0	0	0	0	0	0	6
Tillman	0	1	0	0	0	0	0	6
Twilley	0	1	0	0	0	0	0	6
DOLPHINS	15	15	29/31	16/23	0	0	0	263
OPPONENTS	14	20	0	30/34	10/21	0	0	264

FIELD GOALS	1-19	20-29	30-39	40-49	50+
Yepremian	0/0	9/10	2/4	4/8	1/1
DOLPHINS	0/0	9/10	2/4	4/8	1/1
OPPONENTS	2/2	4/8	2/5	2/6	0/0

SACKS
Reese 4.0, Stanfil 4.0, Den Herder 3.0, Andrews 2.0, Crowder 2.0, Buoniconti 1.0, Heinz 1.0, Matheson 1.0, Towle 1.0, Babb 0.5, Gordon 0.5.
DOLPHINS 20.0, OPPONENTS 37.0

USUAL STARTERS	
OFFENSE	
WR	- Nat Moore (9), *Duniel Harris (1), Freddie Solomon (1)
LT	- Wayne Moore (14)
LG	- Bob Kuechenberg (10), Ed Newman (4)
C	- Jim Langer (14)
RG	- Larry Little (10), Ed Newman (4)
RT	- Darryl Carlton (8), Larry Little (4), Tom Drougas (2)
TE	- Andre Tillman (14)
WR	- Freddie Solomon (7), Howard Twilley (6), *Duniel Harris (1)
QB	- Bob Griese (13), Don Strock (1)
RB	- Benny Malone (12), Norm Bulaich (1), *Gary Davis (1)
FB	- Don Nottingham (8), Norm Bulaich (6)
ZTE	- Jim Mandich (3)
DEFENSE	
LDE	- Vern Den Herder (14)
LDT	- Randy Crowder (14)
RDT	- Don Reese (7), Bob Heinz (4), John Andrews (1)
RDE	- Bill Stanfil (7), John Andrews (4), Don Reese (2), Bob Heinz (1)
LLB	- *Larry Gordon (14)
MLB	- Steve Towle (12), Nick Buoniconti (2)
RLB	- Bob Matheson (11), Steve Towle (2), John Andrews (1)
LCB	- Jerris White (14)
RCB	- Curtis Johnson (9), Ken Ellis (3), Tim Foley (2)
SS	- Charlie Babb (14)
FS	- Barry Hill (6), Bryant Salter (6), Ken Ellis (2)
4LB	- Nick Buoniconti (2)

* Indicates Rookie

PASSING	ATT.	COMP.	YDS.	PCT.	TD	INT.	LG	SCK/LST	RATING
Griese	272	162	2097	59.6	11	12	47	30/266	78.9
Strock	47	21	359	44.7	3	2	53	4/41	74.6
Morrall	26	10	148	38.5	1	1	67	3/29	54.7
Solomon	1	0	0	0.0	0	0	0	0.0	39.6
DOLPHINS	346	193	2604	55.8	15	15	67	37/336	76.4
OPPONENTS	347	195	2863	56.2	20	11	64	20/193	89.0

1977 FINAL STATISTICS (10-4)

DATE	OPPONENT	SCORE	W/L	ATT.
9/18	at Buffalo	13-0	W	76/097
9/25	at San Francisco	19-15	W	40,503
10/2	HOUSTON	27-7	W	49,619
10/9	at Baltimore	28-45	L	57,005
10/16	N.Y. JETS	21-17	W	43,446
10/23	SEATTLE	31-13	W	29,858
10/30	SAN DIEGO	13-14	L	40,670
11/6	at N.Y. Jets	14-10	W	51,582
11/13	NEW ENGLAND	17-5	W	67,502
11/20	at Cincinnati	17-23	L	46,733
11/24	at St. Louis	55-14	W	50,269
12/5	BALTIMORE	17-6	W	68,977
12/11	at New England	10-14	L	61,064
12/17	BUFFALO	31-14	W	39,626

TEAM STATISTICS	MIA.	OPP.
TOTAL FIRST DOWNS	267	227
By Rushing	143	101
By Passing	107	117
By Penalty	17	9
Third Down: Made/Att.	78/172	88/199
TOTAL NET YARDS	4327	3982
Average Per Game	309.1	284.4
Total Plays	866	901
Average Per Play	5.0	4.4
NET YARDS RUSHING	2366	1749
Average Per Game	169.0	124.9
Total Rushes	519	467
NET YARDS PASSING	1961	2233
Average Per Game	140.1	159.5
Tackled/Yards Lost	36/303	20/160
Gross Yards	2264	2393
Attempts/Completions	311/182	414/226
Completion Percentage	58.5	54.6
Had Intercepted	14	15
PUNTS/AVERAGE	58/36.9	67/38.5
PENALTIES/YARDS	59/432	82/644
FUMBLES/BALL LOST	22/13	37/18
TOUCHDOWNS	41	23
By Rushing	18	12
By Passing	22	10
By Returns	1	1

SCORE BY QUARTERS	1	2	3	4	OT	Total
DOLPHINS	86	113	60	54	0	313
OPPONENTS	52	48	33	64	0	197

RUSHING	NO.	YDS.	AVG.	LG	TD
Malone	129	615	4.8	66t	5
Davis	126	533	4.2	60t	2
L. Harris	91	417	4.6	77t	4
Bulaich	91	416	4.6	29	4
Nottingham	44	214	4.9	13	2
Moore	14	89	6.4	24	1
Solomon	6	43	7.2	14	0
Griese	16	30	1.9	13	0
T. Anderson	1	11	11.0	11	0
Michel	1	-2	-2.0	-2	0
DOLPHINS	519	2366	4.6	77t	18
OPPONENTS	467	1749	3.7	64t	12

PASSING	ATT.	COMP.	YDS.	PCT.	TD	INT.	LG	SCK/LST	RATING
Griese	307	180	2252	58.6	22	13	73t	36/303	87.7
Strock	4	2	12	50.0	0	1	9	0/0	16.7
DOLPHINS	311	182	2264	58.5	22	14	73t	36/303	86.1
OPPONENTS	414	226	2393	54.6	10	15	47	20/160	64.6

RECEIVING	NO.	YDS.	AVG.	LG	TD
Moore	52	765	14.7	73t	12
D. Harris	34	601	17.7	47	5
Bulaich	25	180	7.2	14	0
Tillman	17	169	10.0	37t	2
Davis	14	151	10.8	32	1
Solomon	12	181	15.1	54t	1
Nottingham	8	58	7.3	16	0
L. Harris	7	29	4.1	11	0
Mandich	6	63	10.5	15	0
Malone	4	58	14.5	35	0
McCreary	2	10	5.0	9	1
Seiple	1	-1	-1.0	-1	0
DOLPHINS	182	2264	12.4	73t	22
OPPONENTS	226	2393	10.6	47	10

INTERCEPTIONS	NO.	YDS.	AVG.	LG	TD
Johnson	4	35	8.8	19	0
Thomas	3	23	7.7	23	0
Foley	3	17	5.7	17	0
Gordon	1	27	27.0	27	0
Babb	1	15	15.0	15	0
Matheson	1	7	7.0	7	0
Roberson	1	0	0.0	0	0
Volk	1	0	0.0	0	0
DOLPHINS	15	124	8.3	27	0
OPPONENTS	14	238	17.0	34	0

PUNTING	NO.	YDS.	AVG.	LG	BK
Michel	35	1338	38.2	61	0
Seiple	22	801	36.4	54	1
DOLPHINS	58	2139	36.9	61	1
OPPONENTS	67	2581	38.5	60	0

PUNT RET.	NO.	YDS.	AVG.	LG	TD
Solomon	32	285	8.9	39	0
D. Anderson	4	3	0.7	3	0
Babb	2	10	5.0	7	0
Davis	1	11	11.0	11	0
T. Anderson	1	6	6.0	6	0
DOLPHINS	40	315	7.9	39	0
OPPONENTS	29	267	9.2	49	0

KICKOFF RET.	NO.	YDS.	AVG.	LG	TD
Davis	14	414	29.6	73	0
Solomon	10	273	27.3	90t	1
T. Anderson	7	167	23.9	40	0
D. Harris	4	91	22.8	31	0
Nottingham	2	36	18.0	18	0
McCreary	1	30	30.0	30	0
DOLPHINS	38	1011	26.6	90t	1
OPPONENTS	59	1281	21.7	32	0

SCORING	Ru	Pa	Rt	PAT	FG	S	2	TP
Moore	1	12	0	0	0	0	0	78
Yepremian	0	0	0	37/41	10/22	0	0	67
D. Harris	0	5	0	0	0	0	0	30
Malone	5	0	0	0	0	0	0	30
Bulaich	4	0	0	0	0	0	0	24
L. Harris	4	0	0	0	0	0	0	24
Davis	2	1	0	0	0	0	0	18
Nottingham	2	0	0	0	0	0	0	12
Solomon	0	1	1	0	0	0	0	12
Tillman	0	2	0	0	0	0	0	12
McCreary	0	1	0	0	0	0	0	6
Michel	0	0	0	0/1	0	0	0	0
DOLPHINS	18	22	1	37/42	10/22	0	0	313
OPPONENTS	12	10	1	21/23	12/20	0	0	197

FIELD GOALS	1-19	20-29	30-39	40-49	50+
Yepremian	0/0	3/4	5/7	2/9	0/2
DOLPHINS	0/0	3/4	5/7	2/9	0/2
OPPONENTS	1/1	2/2	4/5	5/10	0/2

SACKS
Duhe 7.0, Baumhower 4.0, Bokamper 2.5, Gordon 2.0, Matheson 2.0, Den Herder 1.5, Babb 1.0.
DOLPHINS 20.0, OPPONENTS 36.0

USUAL STARTERS

OFFENSE
WR - Nat Moore (14)
LT - Wayne Moore (14)
LG - Bob Kuechenberg (12), Ed Newman (2)
C - Jim Langer (14)
RG - Larry Little (13), Ed Newman (1)
RT - Mike Current (14)
TE - Andre Tillman (14)
WR - Freddie Solomon (6), Duriel Harris (4)
QB - Bob Griese (14)
RB - Benny Malone (8), Gary Davis (6)
FB - Norm Bulaich (7), *Leroy Harris (5), Don Nottingham (2)
ZTE - Loaird McCreary (4)
DEFENSE
LDE - Vern Den Herder (11), Bob Heinz (3)
NT - *Bob Baumhower (14)
RDE - *A.J. Duhe (14)
LOLB - Kim Bokamper (14)
ILB - Steve Towle (7), Mike Kolen (5), Rusty Chambers (2)
RILB - Bob Matheson (9), Steve Towle (5)
ROLB - Larry Gordon (14)
LCB - Norris Thomas (10), Tim Foley (4)
RCB - Curtis Johnson (14)
SS - Tim Foley (10), Dick Anderson (4)
FS - Vern Roberson (9), Charlie Babb (4), Rick Volk (1)

* Indicates Rookie

1978 FINAL STATISTICS (11-5)

DATE	OPPONENT	SCORE	W/L	ATT.
9/3	at N.Y. Jets	20-33	L	49,598
9/10	at Baltimore	42-0	W	46,426
9/17	BUFFALO	31-24	W	48,373
9/24	at Philadelphia	3-17	L	62,998
10/1	ST. LOUIS	24-10	W	43,882
10/9	CINCINNATI	21-0	W	54,729
10/15	at San Diego	28-21	W	50,637
10/22	at New England	24-33	L	60,424
10/29	BALTIMORE	26-8	W	53,524
11/5	DALLAS	23-16	W	70,414
11/12	at Buffalo	25-24	W	48,623
11/20	at Houston	30-35	L	50,290
11/26	N.Y. JETS	13-24	L	49,255
12/3	at Washington	16-0	W	52,860
12/10	OAKLAND	23-6	W	73,003
12/18	NEW ENGLAND	23-3	W	72,071

TEAM STATISTICS	MIA.	OPP.
TOTAL FIRST DOWNS	270	298
By Rushing	119	120
By Passing	135	156
By Penalty	16	22
Third Down: Made/Att.	98/215	88/205
TOTAL NET YARDS	4835	5169
Average Per Game	302.2	323.1
Total Plays	954	1021
Average Per Play	5.1	5.1
NET YARDS RUSHING	2366	2261
Average Per Game	147.9	141.3
Total Rushes	548	543
NET YARDS PASSING	2469	2908
Average Per Game	154.3	181.8
Tackled/Yards Lost	27/238	41/343
Gross Yards	2707	3251
Attempts/Completions	379/226	437/256
Completion Percentage	59.6	58.6
Had Intercepted	18	32
PUNTS/AVERAGE	81/40.3	74/37.0
PENALTIES/YARDS	74/603	99/865
FUMBLES/BALL LOST	24/12	37/21
TOUCHDOWNS	45	30
By Rushing	18	15
By Passing	24	15
By Returns	3	0

SCORE BY QUARTERS	1	2	3	4	OT	Total
DOLPHINS	101	126	68	77	0	372
OPPONENTS	24	87	64	79	0	254

RUSHING	NO.	YDS.	AVG.	LG	TD
Williams	272	1258	4.6	58t	8
L. Harris	123	512	4.2	51	2
Davis	62	313	5.0	65t	3
Bulaich	40	196	4.9	63	2
Braxton	20	48	2.4	15	2
Strock	10	23	2.3	12	0
Malone	6	18	3.0	7	1
Griese	9	10	1.1	9	0
Benjamin	1	-2	-2.0	-2	0
Moore	4	-3	-0.8	3	0
Roberts	1	-7	-7.0	-7	0
DOLPHINS	548	2366	4.3	65t	18
OPPONENTS	543	2261	4.2	81t	15

PASSING	ATT.	COMP.	YDS.	PCT.	TD	INT.	LG	SCK/LST	RATING
Griese	235	148	1791	63.0	11	11	63t	18/165	82.4
Strock	135	72	825	53.3	12	6	57	9/73	83.3
Benjamin	8	6	91	75.0	1	1	43	0/0	112.0
Williams	1	0	0	0.0	0	0	0	0/0	39.6
DOLPHINS	379	226	2707	59.6	24	18	63t	27/238	82.9
OPPONENTS	437	256	3251	58.6	15	32	92t	41/343	62.8

RECEIVING	NO.	YDS.	AVG.	LG	TD
Moore	48	645	13.5	47	10
D. Harris	45	654	14.5	63t	3
Tillman	31	398	12.8	33t	3
L. Harris	25	211	8.4	57	0
Davis	24	218	9.1	34	0
Williams	18	192	10.7	42	0
Bulaich	16	92	5.8	22	0
Cefalo	6	145	24.2	43	3
Braxton	4	47	11.8	19	2
Hardy	4	32	8.0	15	2
McCreary	3	27	9.0	12	2
Rather	1	39	39.0	39	0
Den Herder	1	7	7.0	7t	1
DOLPHINS	226	2707	12.0	63t	24
OPPONENTS	256	3251	12.7	92t	15

INTERCEPTIONS	NO.	YDS.	AVG.	LG	TD
Foley	6	12	2.0	8	0
Small	4	157	39.3	46t	1
Volk	4	42	10.5	24	0
Babb	3	61	20.3	36	0
Gordon	3	35	11.7	22	0
Johnson	3	-2	-0.7	0	0
Thomas	2	63	31.5	53t	1
Rhone	2	4	2.0	4	0
Chambers	1	49	49.0	49	0
Cornelius	1	21	21.0	21	0
Towle	1	14	14.0	14	0
Bokamper	1	2	2.0	2	0
Baumhower	1	0	0.0	0	0
DOLPHINS	32	458	14.3	53t	2
OPPONENTS	18	224	12.4	33	0

PUNTING	NO.	YDS.	AVG.	LG	BK
Roberts	81	3263	40.3	59	0
DOLPHINS	81	3263	40.3	59	0
OPPONENTS	74	2741	37.0	58	2

PUNT RET.	NO.	YDS.	AVG.	LG	TD
Cefalo	28	232	8.3	26	0
Babb	9	57	6.3	14	0
Davis	2	36	18.0	25	0
Moore	1	11	11.0	11	0
Cornelius	1	5	5.0	5	0
DOLPHINS	41	341	8.3	26	0
OPPONENTS	42	303	7.2	34	0

KICKOFF RET.	NO.	YDS.	AVG.	LG	TD
D. Harris	29	657	22.7	53	0
Davis	13	251	19.3	27	0
Anderson	7	157	22.4	31	0
Cefalo	2	40	20.0	21	0
Hardy	2	27	13.5	15	0
DOLPHINS	53	1132	21.4	53	0
OPPONENTS	70	1459	20.8	39	0

SCORING	Ru	Pa	Rt	PAT	FG	S	2	TP
Yepremian	0	0	0	41/45	19/23	0	0	98
Moore	0	10	0	0	0	0	0	60
Williams	8	0	0	0	0	0	0	48
Cefalo	0	3	0	0	0	0	0	18
Davis	3	0	0	0	0	0	0	18
D. Harris	0	3	0	0	0	0	0	18
Tillman	0	3	0	0	0	0	0	18
Braxton	2	0	0	0	0	0	0	12
Bulaich	2	0	0	0	0	0	0	12
Hardy	0	2	0	0	0	0	0	12
Harris	2	0	0	0	0	0	0	12
McCreary	0	2	0	0	0	0	0	12
Baumhower	0	0	1	0	0	0	0	6
Den Herder	0	1	0	0	0	0	0	6
Malone	1	0	0	0	0	0	0	6
Small	0	0	1	0	0	0	0	6
Thomas	0	0	1	0	0	0	0	6
Bokamper	0	0	0	0	0	0	1	2
Duhe	0	0	0	0	0	0	1	2
DOLPHINS	18	24	3	41/45	19/23	2	0	372
OPPONENTS	15	15	0	28/30	14/21	1	0	254

FIELD GOALS	1-19	20-29	30-39	40-49	50+
Yepremian	0/0	4/5	10/11	5/7	0/0
DOLPHINS	0/0	4/5	10/11	5/7	0/0
OPPONENTS	1/1	4/6	6/8	3/6	0/0

SACKS
Den Herder 9.0, Bokamper 8.0, Duhe 8.0, Gordon 4.5, Betters 4.0, Chambers 1.5, Baumhower 1.5, Matheson 1.5, Babb 1.0, Barisich 1.0, Simpson 1.0.
DOLPHINS 41.0, OPPONENTS 27.0

USUAL STARTERS

OFFENSE
WR - Nat Moore (15), *Jimmy Cefalo (1)
LT - Wayne Moore (9), Bob Kuechenberg (7)
LG - Bob Kuechenberg (8), Ed Newman (8)
C - Jim Langer (16)
RG - Larry Little (15), Ed Newman (1)
RT - Mike Current (15), Wayne Moore (1)
TE - Andre Tillman (16)
WR - Duriel Harris (15)
QB - Bob Griese (9), Don Strock (7)
RB - Delvin Williams (15), Gary Davis (1)
FB - Leroy Harris (11), Norm Bulaich (3), Jim Braxton (2)
2TE - Loaird McCreary (1)

DEFENSE
LDE - Vern Den Herder (16)
NT - Bob Baumhower (16)
RDE - A.J. Duhe (10), *Doug Betters (6)
LOLB - Kim Bokamper (16)
LILB - Steve Towle (10), Rusty Chambers (6)
RILB - Rusty Chambers (9), Bob Matheson (3), Steve Towle (3), Earnie Rhone (1)
ROLB - Larry Gordon (15), Earnie Rhone (1)
LCB - Norris Thomas (16)
RCB - Curtis Johnson (12), *Gerald Small (4)
SS - Tim Foley (16)
FS - Rick Volk (13), Charlie Babb (3)

* Indicates Rookie

1979 FINAL STATISTICS (10-6)

DATE	OPPONENT	SCORE	W/L	ATT.
9/2	at Buffalo	9-7	W	69,441
9/9	SEATTLE	19-10	W	56,233
9/16	at Minnesota	27-12	W	44,187
9/23	CHICAGO	31-16	W	66,011
9/30	at N.Y. Jets	27-33	L	51,496
10/8	at Oakland	3-13	L	52,419
10/14	BUFFALO	17-7	W	45,597
10/21	at New England	13-28	L	61,096
10/28	GREEN BAY	27-7	W	47,741
11/5	HOUSTON	6-9	L	70,273
11/11	BALTIMORE	19-0	W	50,193
11/18	at Cleveland	24-30 (OT)	L	80,374
11/25	at Baltimore	28-24	W	36,016
11/29	NEW ENGLAND	39-24	W	69,174
12/9	at Detroit	28-10	W	78,087
12/15	N.Y. JETS	24-27	L	49,915

TEAM STATISTICS		MIA.	OPP.
TOTAL FIRST DOWNS	297	238	
By Rushing	126	87	
By Passing	140	135	
By Penalty	31	16	
Third Down: Made/Att.	99/205	96/213	
TOTAL NET YARDS	4950	4439	
Average Per Game	309.4	277.4	
Total Plays	1006	938	
Average Per Play	4.9	4.7	
NET YARDS RUSHING	2187	1702	
Average Per Game	136.7	106.4	
Total Rushes	561	484	
NET YARDS PASSING	2763	2737	
Average Per Game	172.7	171.1	
Tackled/Yards Lost	29/255	36/314	
Gross Yards	3018	3051	
Attempts/Completions	416/235	418/230	
Completion Percentage	56.5	55.0	
Had Intercepted	22	23	
PUNTS/AVERAGE	71/39.5	77/37.9	
PENALTIES/YARDS	79/651	107/834	
FUMBLES/BALL LOST	27/15	29/15	
TOUCHDOWNS	40	31	
By Rushing	19	9	
By Passing	20	17	
By Returns	1	5	

SCORE BY QUARTERS	1	2	3	4	OT	Total
DOLPHINS	71	75	80	115	0	341
OPPONENTS	24	71	87	69	6	257

RUSHING	NO.	YDS.	AVG.	LG	TD
Csonka	220	837	3.8	22	12
Williams	184	703	3.8	39	3
Davis	98	383	3.9	42	1
Nathan	16	68	4.2	18	0
Torrey	13	61	4.7	17	1
Bulaich	9	37	4.1	9	2
Griese	11	30	2.7	18	0
Moore	3	22	7.3	18	0
Harris	1	20	20.0	20	0
Howell	3	8	2.7	5	0
DOLPHINS	561	2187	3.9	42	19
OPPONENTS	484	1702	3.5	30	9

PASSING	ATT.	COMP.	YDS.	PCT.	TD	INT.	LG	SCK/LST	RATING
Griese	310	176	2160	56.8	14	16	51	26/221	72.0
Strock	100	56	830	56.0	6	6	53	2/22	78.3
Benjamin	4	3	28	75.0	0	0	17	1/10	93.8
Hardy	1	0	0	0.0	0	0	0	0/0	39.6
Williams	1	0	0	0.0	0	0	0	0/0	39.6
DOLPHINS	416	235	3018	56.5	20	22	53	29/255	73.3
OPPONENTS	418	230	3051	55.0	17	23	78t	36/314	69.0

RECEIVING	NO.	YDS.	AVG.	LG	TD
Moore	48	840	17.5	53	6
Harris	42	798	19.0	51	3
Davis	34	215	6.3	18	0
Hardy	30	386	12.8	28	3
Williams	21	175	8.3	38	1
Nathan	17	213	12.5	35	2
Csonka	16	75	4.7	18	1
Cefalo	12	223	18.6	30	3
Bulaich	8	53	6.6	13	1
Howell	3	23	7.7	11	0
Lee	2	14	7.0	10	0
Torrey	2	3	1.5	8	0
DOLPHINS	235	3018	12.8	53	20
OPPONENTS	230	3051	13.3	78t	17

INTERCEPTIONS	NO.	YDS.	AVG.	LG	TD
Colzie	5	86	17.2	56	0
Small	5	74	14.8	40	0
Gordon	2	33	16.5	33	0
Thomas	2	29	14.5	24	0
Rhone	2	17	8.5	10	0
Foley	2	8	4.0	8	0
Matheson	1	28	28.0	28	0
Chambers	1	4	4.0	4	0
Babb	1	3	3.0	3	0
Bokamper	1	3	3.0	3	0
Towle	1	0	0.0	0	0
DOLPHINS	23	285	12.4	56	0
OPPONENTS	22	382	17.4	58t	3

PUNTING	NO.	YDS.	AVG.	LG	BK
Roberts	69	2772	40.2	68	1
von Schamann	1	31	31.0	31	0
DOLPHINS	71	2803	39.5	68	1
OPPONENTS	77	2919	37.9	60	0

PUNT RET.	NO.	YDS.	AVG.	LG	TD
Nathan	28	306	10.9	86t	1
Kozlowski	3	21	7.0	11	0
Cefalo	2	10	5.0	10	0
Babb	1	0	0.0	0	0
DOLPHINS	34	337	9.9	86t	1
OPPONENTS	25	131	5.2	34	0

KICKOFF RET.	NO.	YDS.	AVG.	LG	TD
Nathan	45	1016	22.6	43	0
Kozlowski	4	85	21.2	22	0
Davis	2	27	13.5	16	0
Bessillieu	0	20	-	20	0
DOLPHINS	51	1148	22.5	43	0
OPPONENTS	69	1518	22.0	55	0

SCORING	Ru	Pa	Rt	PAT	FG	S	2	TP
von Schamann	0	0	0	36/40	21/29	0	0	99
Csonka	12	1	0	0	0	0	0	78
Moore	0	6	0	0	0	0	0	36
Williams	3	1	0	0	0	0	0	24
Cefalo	0	3	0	0	0	0	0	18
Hardy	0	3	0	0	0	0	0	18
Harris	0	3	0	0	0	0	0	18
Bulaich	2	1	0	0	0	0	0	18
Nathan	0	2	1	0	0	0	0	18
Davis	1	0	0	0	0	0	0	6
Torrey	1	0	0	0	0	0	0	6
Team	0	0	0	0	0	1	1	2
DOLPHINS	19	20	1	36/40	21/29	0	0	1341
OPPONENTS	9	17	5	26/30	15/26	0	0	257

FIELD GOALS	1-19	20-29	30-39	40-49	50+
von Schamann	0/0	8/8	9/14	2/4	2/3
DOLPHINS	0/0	8/8	9/14	2/4	2/3
OPPONENTS	0/0	2/3	7/9	6/14	0/0

SACKS	
Den Herder	9.0, Betteres 8.0, Baumhower 6.5, Bokamper 4.5, Gordon 3.0, Duhe 2.0, Barisich 1.5, Thomas 1.0, Towle 0.5.
DOLPHINS 36.0, OPPONENTS 29.0	

USUAL STARTERS

OFFENSE	
WR	- Duriel Harris (14), Jimmy Cefalo (2)
LT	- Bob Kuechenberg (16)
LG	- Ed Newman (16)
C	- Jim Langer (9), Mark Dennard (7)
RG	- Larry Little (14), Eric Laakso (2)
RT	- Mike Current (16)
TE	- Bruce Hardy (14), *Ronnie Lee (2)
WR	- Nat Moore (14), Jimmy Cefalo (1)
QB	- Bob Griese (12), Don Strock (4)
RB	- Delvin Williams (13), Gary Davis (3)
FB	- Larry Csonka (16)
2TE	- *Ronnie Lee (1)
DEFENSE	
LDE	- Vern Den Herder (16)
NT	- Bob Baumhower (16)
RDE	- Doug Betteres (14), A.J. Duhe (2)
LOLB	- Kim Bokamper (13), Bob Matheson (3)
LILB	- Steve Towle (16)
RILB	- Rusty Chambers (16)
ROLB	- Larry Gordon (16)
LCB	- Norris Thomas (16)
RCB	- Gerald Small (16)
SS	- Tim Foley (13), *Mike Kozlowski (1)
FS	- Neal Colzie (16)

* Indicates Rookie

1980 FINAL STATISTICS (8-8)

DATE	OPPONENT	SCORE	W/L	ATT.
9/7	at Buffalo	7-17	L	79,598
9/14	CINCINNATI	17-16	W	38,322
9/21	at Atlanta	20-17	W	55,479
9/28	NEW ORLEANS	21-16	W	40,946
10/5	BALTIMORE	17-30	L	50,631
10/12	at New England	0-34	L	60,377
10/19	BUFFALO	17-14	W	41,636
10/27	at N.Y. Jets	14-17	L	53,046
11/2	at Oakland	10-16	L	46,378
11/9	at Los Angeles	35-14	W	46,198
11/16	SAN FRANCISCO	17-13	W	45,135
11/20	SAN DIEGO	24-27 (OT)	L	63,013
11/30	at Pittsburgh	10-23	L	51,384
12/8	NEW ENGLAND	16-13 (OT)	W	63,292
12/14	at Baltimore	24-14	W	30,564
12/20	N.Y. JETS	17-24	L	41,854

TEAM STATISTICS	MIA.	OPP.
TOTAL FIRST DOWNS	284	309
By Rushing	107	107
By Passing	149	185
By Penalty	28	17
Third Down: Made/Att.	90/232	115/239
TOTAL NET YARDS	4564	5224
Average Per Game	285.3	326.5
Total Plays	1015	1062
Average Per Play	4.5	4.9
NET YARDS RUSHING	1876	2018
Average Per Game	117.3	126.1
Total Rushes	492	530
NET YARDS PASSING	2688	3206
Average Per Game	168.0	200.4
Tackled/Yards Lost	31/265	27/233
Gross Yards	2953	3439
Attempts/Completions	492/267	505/290
Completion Percentage	54.3	57.4
Had Intercepted	26	28
PUNTS/AVERAGE	79/41.5	72/37.3
PENALTIES/YARDS	74/567	108/923
FUMBLES/BALL LOST	33/16	31/17
TOUCHDOWNS	32	36
By Rushing	9	13
By Passing	21	21
By Returns	2	2

SCORE BY QUARTERS	1	2	3	4	OT	Total
DOLPHINS	47	65	37	114	3	266
OPPONENTS	54	100	65	83	3	305

RUSHING	NO.	YDS.	AVG.	LG	TD
Williams	187	671	3.6	65	2
Nathan	60	327	5.5	18	1
Robiskie	78	250	3.2	36	2
Woodley	55	214	3.9	17	3
Howell	60	206	3.4	23	1
Bennett	43	187	4.3	19	0
Giaquinto	5	16	3.2	5	0
Testerman	1	5	5.0	5	0
Moore	1	3	3.0	3	0
Griese	1	0	0.0	0	0
Strock	1	-3	-3.0	-3	0
DOLPHINS	492	1876	3.8	65	9
OPPONENTS	530	2018	3.8	53	13

PASSING	ATT.	COMP.	YDS.	PCT.	TD	INT.	LG	SCK/LST	RATING
Woodley	327	176	1850	53.8	14	17	61	17/127	63.1
Griese	100	61	790	61.0	6	4	54	9/89	89.2
Strock	62	30	313	48.4	1	5	33	5/49	35.1
Moore	1	0	0	0.0	0	0	0	0/0	39.6
Nathan	1	0	0	0.0	0	0	0	0/0	39.6
Williams	1	0	0	0.0	0	0	0	0/0	39.6
DOLPHINS	492	267	2953	54.3	21	26	61	31/265	64.6
OPPONENTS	505	290	3439	57.4	21	28	61	27/233	69.1

RECEIVING	NO.	YDS.	AVG.	LG	TD
Nathan	57	588	10.3	61	5
Moore	47	564	12.0	33	7
Harris	33	583	17.7	54	2
Williams	31	207	6.7	19	0
Giaquinto	24	192	8.0	25	1
Hardy	19	159	8.4	19	2
Rose	13	149	11.5	50	0
Robiskie	13	60	4.6	15	0
Cefalo	11	199	18.1	52	1
Lee	7	83	11.9	41	2
Howell	5	38	7.6	13	0
Bailey	4	105	26.3	39	0
Bennett	3	26	8.7	19	1
DOLPHINS	267	2953	11.1	61	21
OPPONENTS	290	3439	11.9	61	21

INTERCEPTIONS	NO.	YDS.	AVG.	LG	TD
Small	7	46	6.6	22	0
McNeal	5	17	3.4	15	0
Bessillieu	4	13	3.3	12	0
Taylor	3	55	18.3	44	0
Rhone	3	33	11.0	12	0
Blackwood	3	0	0.0	0	0
Ortega	1	17	17.0	17	0
Gordon	1	11	11.0	11	0
Bokamper	1	6	6.0	6	0
DOLPHINS	28	198	7.1	44	0
OPPONENTS	26	386	14.8	71	1

PUNTING	NO.	YDS.	AVG.	LG	BK
Roberts	77	3279	42.6	71	2
DOLPHINS	79	3279	41.5	71	2
OPPONENTS	72	2684	37.3	69	1

PUNT RET.	NO.	YDS.	AVG.	LG	TD
Nathan	23	178	7.7	30	0
Giaquinto	7	35	5.0	15	0
Bessillieu	1	0	0.0	0	0
Blackwood	1	0	0.0	0	0
DOLPHINS	32	213	6.7	30	0
OPPONENTS	42	339	8.1	35	0

KICKOFF RET.	NO.	YDS.	AVG.	LG	TD
Bessillieu	40	890	22.3	87	0
Giaquinto	9	146	16.2	22	0
Nathan	5	102	20.4	31	0
Harris	5	89	17.8	22	0
Barnett	1	7	7.0	7	0
Allen	1	0	0.0	0	0
DOLPHINS	61	1234	20.2	87	0
OPPONENTS	53	1210	22.8	52	0

SCORING	Ru	Pa	Rt	PAT	FG	S	2	TP
von Schamann	0	0	0	32/32	14/23	0	0	74
Moore	0	7	0	0	0	0	0	42
Nathan	1	5	0	0	0	0	0	36
Woodley	3	0	0	0	0	0	0	18
Giaquinto	0	1	1	0	0	0	0	12
Hardy	0	2	0	0	0	0	0	12
Harris	0	2	0	0	0	0	0	12
Lee	0	2	0	0	0	0	0	12
Robiskie	2	0	0	0	0	0	0	12
Williams	2	0	0	0	0	0	0	12
Bennett	0	1	0	0	0	0	0	6
Bessillieu	0	1	0	0	0	0	0	6
Cefalo	0	1	0	0	0	0	0	6
Howell	1	0	0	0	0	0	0	6
DOLPHINS	9	21	2	32/32	14/23	0	0	266
OPPONENTS	13	21	2	33/36	18/25	1	0	305

FIELD GOALS	1-19	20-29	30-39	40-49	50+
von Schamann	0/0	9/10	3/5	2/5	0/3
DOLPHINS	0/0	9/10	3/5	2/5	0/3
OPPONENTS	0/0	2/2	12/14	4/8	0/1

SACKS	Bokamper	Duhe	Baumhower	Den Beters	Gordon	Bessillieu	Herder	Rhone
DOLPHINS	27	0	0	0	0	0	0	0
OPPONENTS	31	0	0	0	0	0	0	0

USUAL STARTERS

OFFENSE

WR	-	Nat Moore (16)
LT	-	Jon Giesler (10), Cleveland Green (3), Bob Kuechenberg (3)
LG	-	Bob Kuechenberg (13), Ed Newman (3)
RC	-	Mark Dennard (16)
RG	-	Ed Newman (13), Larry Little (3)
RT	-	Eric Laakso (16)
TE	-	Ronnie Lee (13)
TE	-	Bruce Hardy (12)
WR	-	Jimmy Cefalo (4), Durriel Harris (3)
QB	-	*David Woodley (11), Bob Griese (3), Don Strock (2)
RB	-	Delvin Williams (10), Tony Nathan (6)
FB	-	Steve Howell (8), Terry Robiskie (5), Woody Bennett (3)

DEFENSE

LDE	-	Vern Den Herder (16)
NT	-	Bob Baumhower (16)
RDE	-	Doug Beters (16)
LDE	-	Kim Bokamper (16)
LILB	-	Rusty Chambers (8), Ralph Ortega (6), A.J. Duhe (2)
RILB	-	A.J. Duhe (12), Rusty Chambers (4), A.J. Duhe (1), Larry Gordon (14)
ROLB	-	Earnie Rhone (1)
LCB	-	Don McNeal (13), Ed Taylor (3)
RCB	-	Gerald Small (16)
SS	-	Glenn Blackwood (10), Don Bessillieu (3), Tim Foley (3)
FS	-	Don Bessillieu (10), Glenn Blackwood (6)

* Indicates Rookie

1981 FINAL STATISTICS (11-4-1)

DATE	OPPONENT	SCORE	W/L	ATT.
9/6	at St. Louis	20-7	W	50,351
9/10	PITTSBURGH	30-10	W	74,190
9/20	at Houston	16-10	W	47,379
9/27	at Baltimore	31-28	W	41,630
10/4	N.Y. JETS	28-28 (OT)	T	68,723
10/12	at Buffalo	21-31	L	78,576
10/18	WASHINGTON	13-10	W	47,367
10/25	at Dallas	27-28	L	64,221
11/1	BALTIMORE	27-10	W	46,061
11/8	at New England	30-27 (OT)	W	60,436
11/15	OAKLAND	17-33	L	61,777
11/22	at N.Y. Jets	15-16	L	59,962
11/30	PHILADELPHIA	13-10	w	67,927
12/6	NEW ENGLAND	24-14	W	50,421
12/13	at Kansas City	17-7	W	57,407
12/19	BUFFALO	16-6	W	72,956

TEAM STATISTICS		MIA.	OPP.
TOTAL FIRST DOWNS		306	296
By Rushing		123	124
By Passing		157	160
By Penalty		26	12
Third Down: Made/Att.		86/225	81/214
TOTAL NET YARDS		5322	5363
Average Per Game		332.6	335.2
Total Plays		1063	1039
Average Per Play		5.0	5.2
NET YARDS RUSHING		2173	2032
Average Per Game		135.8	127.0
Total Rushes		535	492
NET YARDS PASSING		3149	3331
Average Per Game		196.8	208.2
Tackled/Yards Lost		30/236	38/314
Gross Yards		3385	3645
Attempts/Completions		498/271	509/297
Completion Percentage		54.4	58.3
Had Intercepted		21	18
PUNTS/AVERAGE		83/40.8	87/41.0
PENALTIES/YARDS		71/541	104/886
FUMBLE/BALL LOST		26/10	30/15
TOUCHDOWNS		39	33
By Rushing		18	10
By Passing		18	23
By Returns		3	0

SCORE BY QUARTERS	1	2	3	4	OT	Total
DOLPHINS	41	110	97	94	3	345
OPPONENTS	72	92	30	81	0	275

RUSHING	NO.	YDS.	AVG.	LG	TD
Nathan	147	782	5.3	46	5
Franklin	201	711	3.5	29	7
Woodley	63	272	4.3	26	4
Hill	37	146	3.9	24	1
Vigorito	35	116	3.3	30	1
Bennett	28	104	3.7	12	0
Giaquinto	3	31	10.3	20	0
Howell	5	21	4.2	9	0
Orosz	1	13	13.0	13	0
Moore	1	3	3.0	3	0
Strock	14	-26	-1.9	9	0
DOLPHINS	535	2173	4.1	46	18
OPPONENTS	492	2032	4.1	28	10

PASSING	ATT.	COMP.	YDS.	PCT.	TD	INT.	LG	SCK/LST	RATING
Woodley	327	176	1850	53.8	14	17	61	17/127	63.1
Griese	100	61	790	61.0	6	4	54	9/89	89.2
Nathan	1	0	0	0.0	0	0	0	0/0	39.6
Williams	1	0	0	0.0	0	0	0	0/0	39.6
DOLPHINS	492	267	2953	54.3	21	26	61	31/265	64.6
OPPONENTS	505	290	3439	57.4	21	28	61	27/233	69.1

RECEIVING	NO.	YDS.	AVG.	LG	TD
Harris	53	911	17.2	55	2
Nathan	50	452	9.0	31	3
Vigorito	33	237	7.2	31	2
Cefalo	29	631	21.8	69	3
Moore	26	452	17.4	52	2
Rose	23	316	13.7	50	2
Hardy	15	174	11.6	21	0
Lee	14	64	4.6	11	1
Hill	12	73	6.1	16	1
Giaquinto	7	38	5.4	16	1
Bennett	4	22	5.5	10	0
Franklin	3	6	2.0	3	1
Howell	2	9	4.5	5	0
DOLPHINS	271	3385	12.5	69	18
OPPONENTS	297	3645	12.3	76	23

INTERCEPTIONS	NO.	YDS.	AVG.	LG	TD
G. Blackwood	4	124	31.0	39	0
Kozlowski	3	37	12.3	29	0
Rhone	3	35	11.7	16	0
L. Blackwood	3	12	4.0	11	0
Brudzinski	2	35	17.5	19	0
DuHe	1	11	11.0	11	0
Walker	1	0	0.0	0	0
Bessillieu	1	0	0.0	0	0
DOLPHINS	18	254	14.1	39	0
OPPONENTS	21	288	13.7	39	0

PUNTING	NO.	YDS.	AVG.	LG	BK
Orosz	83	3386	40.8	61	0
DOLPHINS	83	3386	40.8	61	0
OPPONENTS	87	3565	41.0	59	0

PUNT RET.	NO.	YDS.	AVG.	LG	TD
Vigorito	36	379	10.5	87	1
Walker	5	50	10.0	17	0
G. Blackwood	2	8	4.0	6	0
Bessillieu	1	12	12.0	12	0
Kozlowski	1	9	9.0	9	0
DOLPHINS	45	458	10.2	87	1
OPPONENTS	45	286	6.4	22	0

KICKOFF RET.	NO.	YDS.	AVG.	LG	TD
Walker	38	932	24.5	90	1
Bessillieu	7	114	16.3	30	0
Vigorito	4	84	12.0	25	0
Kozlowski	1	40	40.0	40	0
Giaquinto	1	22	22.0	22	0
Harris	1	20	20.0	20	0
Hill	1	20	20.0	20	0
Rose	1	5	5.0	5	0
DOLPHINS	54	1228	22.7	90	1
OPPONENTS	61	1218	20.0	41	0

SCORING	Ru	Pa	Rt	PAT	FG	S	2	TP
von Schamann	0	0	0	37/38	24/31	0	0	109
Nathan	5	3	0	0	0	0	0	48
Franklin	7	1	0	0	0	0	0	24
Woodley	4	0	0	0	0	0	0	48
Vigorito	1	2	1	0	0	0	0	24
Cefalo	0	3	0	0	0	0	0	18
Moore	0	2	0	0	0	0	0	12
Harris	0	2	0	0	0	0	0	12
Hill	1	1	0	0	0	0	0	12
Rose	0	2	0	0	0	0	0	12
Giaquinto	0	1	0	0	0	0	0	6
Kozlowski	0	1	0	0	0	0	0	6
Lee	0	1	0	0	0	0	0	6
Walker	0	1	0	0	0	0	0	6
Gordon	0	0	0	0	1	0	2	
DOLPHINS	18	18	3	37/39	24/31	1	0	345
OPPONENTS	10	23	0	33/33	14/21	1	0	275

FIELD GOALS	1-19	20-29	30-39	40-49	50+
von Schamann	0/0	9/9	11/12	4/10	0/0
DOLPHINS	0/0	9/9	11/12	4/10	0/0
OPPONENTS	0/0	4/6	5/5	5/8	0/2

SACKS	
Baumhower	9.0, Bokamper 7.5, DuHe 7.5, Rhone 6.0, Betters 5.0, Gordon 1.0, Den Herder 1.0, G. Blackwood 1.0.
DOLPHINS	38.0, OPPONENTS 30.0

USUAL STARTERS

OFFENSE	
WR	- Duriel Harris (10), Jimmy Cefalo (6)
LT	- Jon Giesler (16)
LG	- Bob Kuechenberg (9), Jeff Toews (7)
RG	- Mark Denmark (11), Dwight C - Stephenson (5)
RC	- Ed Newman (16)
RT	- Eric Laakso (16)
TE	- Ronnie Lee (16)
WR	- Nat Moore (11)
QB	- David Woodley (15), Don Strock (1)
RB	- Tony Nathan (11), Eddie Hill (2), Steve Howell (1), Tommy Vigorito (1)
FB	- *Andra Franklin (11), Woody Bennett (3), Steve Howell (1), Eddie Hill (1)
2TE	- Bruce Hardy (6)

DEFENSE	
LDE	- Doug Betters (15), Vern Den Herder (1)
NT	- Bob Baumhower (16)
RDE	- Vern Den Herder (13), Bill Barnett (2), Kim Bokamper (1)
LOLB	- Bob Brudzinski (16)
LILB	- A.J. DuHe (16)
RILB	- Earnie Rhone (16)
ROLB	- Larry Gordon (16)
LCB	- Don McNeal (12), *Fulton Walker (2), Ed Taylor (2)
RCB	- Gerald Small (16)
SS	- Glenn Blackwood (16)
FS	- Lyle Blackwood (10), Don Bessillieu (6)

* Indicates Rookie

1982 FINAL STATISTICS (7-2)

DATE	OPPONENT	SCORE	W/L	ATT.
9/12	at N.Y. Jets	45-28	W	53,360
9/19	BALTIMORE	24-20	W	51,999
11/21	at Buffalo	9-7	W	52,945
11/29	at Tampa Bay	17-23	L	54,854
12/5	MINNESOTA	22-14	W	45,721
12/12	at New England	0-3	L	25,716
12/18	N.Y. JETS	20-19	W	67,307
12/27	BUFFALO	27-10	W	73,924
1/2	at Baltimore	34-7	W	19,073

TEAM STATISTICS	MIA.	OPP.
TOTAL FIRST DOWNS	165	147
By Rushing	84	77
By Passing	66	65
By Penalty	15	5

Third Down: Made/Att.	52/124	46/118
Fourth Down: Made/Att.	5/8	8/10
TOTAL NET YARDS	2658	2312
Average Per Game	295.3	256.8
Total Plays	582	548
Average Per Play	4.6	4.2
NET YARDS RUSHING	1344	1285
Average Per Game	149.3	142.8
Total Rushes	333	293
NET YARDS PASSING	1314	1027
Average Per Game	146.0	114.1
Tackled/Yards Lost	12/87	29/254
Gross Yards	1401	1281
Attempts/Completions	238/129	226/119
Completion Percentage	54.2	52.7
Had Intercepted	13	19
PUNTS/AVERAGE	35/38.7	40/40.1
PENALTIES/YARDS	34/240	57/461
FUMBLES/BALL LOST	15/10	17/8
TOUCHDOWNS	22	15
By Rushing	11	7
By Passing	8	7
By Returns	3	1

SCORE BY QUARTERS	1	2	3	4	OT	Total
DOLPHINS	54	43	64	37	0	198
OPPONENTS	26	58	10	37	0	131

RUSHING	NO.	YDS.	AVG.	LG	TD
Franklin	177	701	4.0	25	7
Nathan	66	233	3.5	15	1
Woodley	36	207	5.8	29	2
Vigorito	19	99	5.2	33	1
Hill	13	51	3.9	13	0
Diana	8	31	3.9	7	0
Bennett	9	15	1.7	5	0
Harris	1	13	13.0	13	0
Strock	3	-9	-3.0	0	0
DOLPHINS	333	1344	4.0	33	11
OPPONENTS	284	1285	4.5	62	7

PASSING	ATT.	COMP.	YDS.	PCT.	TD	INT.	LG	SCK/LST	RATING
Woodley	179	98	1080	54.7	5	8	46	10/72	63.5
Strock	55	30	306	54.5	2	5	43	2/5	44.8
Nathan	2	1	15	50.0	1	0	15	0/0	114.6
Hill	1	0	0	0.0	0	0	0	0/0	39.6
Jensen	1	0	0	0.0	0	0	0	0/0	39.6
DOLPHINS	238	129	1401	54.2	8	13	46	12/77	60.8
OPPONENTS	226	119	1281	52.7	7	19	53	29/243	44.9

RECEIVING	NO.	YDS.	AVG.	LG	TD
Vigorito	24	186	7.8	26	0
Harris	22	331	15.0	45	1
Cefalo	17	356	20.9	46	1
Rose	16	182	11.4	44	2
Nathan	16	114	7.1	16	0
Hardy	12	66	5.5	19	2
Moore	8	82	10.3	23	1
Hill	6	33	5.5	10	0
Franklin	3	9	3.0	6	0
Diana	2	21	10.5	13	0
Lee	2	6	3.0	5	0
Woodley	1	15	15.0	15	1
DOLPHINS	129	1401	10.9	46	8
OPPONENTS	119	1281	10.8	53	7

INTERCEPTIONS	NO.	YDS.	AVG.	LG	TD
McNeal	4	42	10.5	23	1
Walker	3	54	18.0	30	0
G. Blackwood	2	42	21.0	35	1
L. Blackwood	2	41	20.5	21	0
Small	2	41	20.5	21	0
Kozlowski	1	36	36.0	36	0
Gordon	1	15	15.0	15	0
Brudzinski	1	5	5.0	5	0
Rhone	1	4	4.0	4	0
Bokamper	1	1	1.0	1	0
Duhe	1	0	0.0	0	0
DOLPHINS	19	281	14.8	36	2
OPPONENTS	13	96	7.4	51	0

PUNTING	NO.	YDS.	AVG.	LG	BK
Orosz	35	1353	38.7	61	0
DOLPHINS	35	1353	38.7	61	0
OPPONENTS	40	1605	40.1	61	0

PUNT RET.	NO.	YDS.	AVG.	LG	TD
Vigorito	20	192	9.6	59	1
G. Blackwood	2	2	1.0	2	0
DOLPHINS	22	194	8.8	59	1
OPPONENTS	14	77	5.5	22	0

KICKOFF RET.	NO.	YDS.	AVG.	LG	TD
Walker	20	433	21.7	32	0
Heffin	2	49	24.5	31	0
Diana	1	15	15.0	15	0
Kozlowski	1	10	10.0	10	0
DOLPHINS	24	507	21.3	32	0
OPPONENTS	33	704	21.3	66	0

SCORING	Ru	Pa	Rt	PAT	FG	S	2	TP
von Schamann	0	0	0	21/22	15/20	0	0	66
Franklin	7	0	0	0	0	0	0	42
Woodley	2	1	0	0	0	0	0	18
Hardy	0	2	0	0	0	0	0	12
Rose	0	2	0	0	0	0	0	12
Vigorito	1	0	1	0	0	0	0	12
G. Blackwood	0	1	0	0	0	0	0	6
Cefalo	0	1	0	0	0	0	0	6
Harris	0	1	0	0	0	0	0	6
McNeal	0	0	1	0	0	0	0	6
Moore	0	1	0	0	0	0	0	6
Nathan	1	0	0	0	0	0	0	6
DOLPHINS	11	8	3	21/22	15/20	0	0	198
OPPONENTS	7	7	1	14/15	9/15	0	0	131

FIELD GOALS	1-19	20-29	30-39	40-49	50+
von Schamann	0/0	8/9	4/5	3/5	0/1
DOLPHINS	0/0	8/9	4/5	3/5	0/1
OPPONENTS	0/1	2/3	3/6	3/4	1/1

SACKS
Brudzinski 4.5, Gordon 4.0, Betteres 4.0, Bokamper 3.5, Duhe 3.0, Baumhower 2.0, G. Blackwood 2.0, Bowser 2.0, Rhone 2.0, L. Blackwood 1.0, Hester 1.0
DOLPHINS 29.0, OPPONENTS 12.0

USUAL STARTERS

OFFENSE

WR - Jimmy Cefalo (9)
LT - Jon Giesler (9)
LG - Bob Kuechenberg (9)
C - Dwight Stephenson (9)
RG - Ed Newman (9)
RT - Eric Laakso (9)
TE - Ronnie Lee (5), Bruce Hardy (4)
WR - Duriel Harris (9)
QB - David Woodley (9)
RB - Tony Nathan (7), Tom Vigorito (1)
FB - Andra Franklin (9)
ZTE - Bruce Hardy (1)

DEFENSE

LDE - Doug Betteres (7), Bill Barnett (1), Kim Bokamper (1)
NT - Bob Baumhower (8)
RDE - Kim Bokamper (6), Bill Barnett (3)
LOLB - Bob Brudzinski (9)
LILB - A.J. Duhe (9)
RILB - Earnnie Rhone (9)
ROLB - Larry Gordon (9)
LCB - Don McNeal (9)
RCB - Gerald Small (9)
SS - Glenn Blackwood (9)
FS - Lyle Blackwood (9)

* Indicates Rookie

1983 FINAL STATISTICS (12-4)

DATE	OPPONENT	SCORE	W/L	ATT.
9/4	at Buffalo	12-0	W	78,715
9/11	NEW ENGLAND	34-24	W	59,343
9/19	at L.A. Raiders	14-27	L	57,796
9/25	KANSAS CITY	14-6	W	50,785
10/2	at New Orleans	7-17	L	66,489
10/9	BUFFALO	35-38 (OT)	L	59,948
10/16	at N.Y. Jets	32-14	W	58,615
10/23	at Baltimore	21-7	W	32,343
10/30	L.A. RAMS	30-14	W	72,175
11/6	at San Francisco	20-17	W	57,832
11/13	at New England	6-17	L	60,771
11/20	BALTIMORE	37-0	W	54,482
11/28	CINCINNATI	38-14	W	74,506
12/4	at Houston	24-17	W	39,434
12/10	ATLANTA	31-24	W	56,725
12/16	N.Y. JETS	34-14	W	59,975

TEAM STATISTICS	MIA.	OPP.
TOTAL FIRST DOWNS	314	288
By Rushing	132	122
By Passing	151	147
By Penalty	31	19
Third Down: Made/Att.	79/211	78/204
Fourth Down: Made/Att.	9/14	5/10
TOTAL NET YARDS	5195	5139
Average Per Game	324.7	321.2
Total Plays	1033	992
Average Per Play	5.0	5.2
NET YARDS RUSHING	2150	2037
Average Per Game	134.4	127.3
Total Rushes	568	460
NET YARDS PASSING	3045	3002
Average Per Game	190.3	187.6
Tackled/Yards Lost	23/190	49/363
Gross Yards	3235	3365
Attempts/Completions	442/254	480/277
Completion Percentage	57.5	57.7
Had Intercepted	11	26
PUNTS/AVERAGE	75/42.5	90/40.8
PENALTIES/YARDS	64/567	95/836
FUMBLES/BALL LOST	30/16	39/18
TOUCHDOWNS	48	32
By Rushing	16	11
By Passing	28	19
By Returns	4	2

SCORE BY QUARTERS	1	2	3	4	OT	Total
DOLPHINS	56	135	91	107	0	389
OPPONENTS	62	68	44	73	3	250
RUSHING	NO.	YDS.	AVG.	LG	TD	
Franklin	224	746	3.3	18	8	
Nathan	151	685	4.5	40	3	
Overstreet	85	392	4.6	44	1	
Bennett	49	197	4.0	25	2	
Woodley	19	78	4.1	15	0	
Marino	28	45	1.6	15	2	
Hill	2	12	6.0	10	0	
Clayton	2	9	4.5	9	0	
Hardy	1	2	2.0	2	0	
Harris	1	0	0.0	0	0	
Strock	6	-16	-2.7	-2	0	
DOLPHINS	568	2150	3.8	44	16	
OPPONENTS	460	2037	4.4	55	11	

PASSING	ATT.	COMP.	YDS.	PCT.	TD	INT.	LG	SCK/LST	RATING
Marino	296	173	2210	58.4	20	6	85t	10/80	96.0
Woodley	89	43	528	48.3	3	4	64t	10/80	59.6
Strock	52	34	403	65.4	4	1	47	3/30	106.5
Nathan	4	3	46	75.0	0	0	22	0/0	112.5
Clayton	1	1	48	100.0	1	0	48t	0/0	158.3
DOLPHINS	442	254	3235	57.5	28	11	85t	23/190	91.2
OPPONENTS	480	277	3365	57.7	19	26	80t	49/363	70.0

RECEIVING	NO.	YDS.	AVG.	LG	TD
Nathan	52	461	8.9	25	1
Duper	51	1003	19.7	85t	10
Moore	39	558	14.3	66t	6
Rose	29	345	11.9	37	3
Johnson	24	189	7.9	33	4
Hardy	22	202	9.2	25	0
Harris	15	260	17.3	64t	1
Overstreet	8	55	6.9	20	2
Clayton	6	114	19.0	39	1
Bennett	6	35	5.8	9	0
Vigorito	1	7	7.0	7	0
Woodley	1	6	6.0	6	0
DOLPHINS	254	3235	12.7	85t	28
OPPONENTS	277	3365	12.1	80t	19

INTERCEPTIONS	NO.	YDS.	AVG.	LG	TD
Judson	6	60	10.0	29	0
Small	5	60	12.0	28	0
L. Blackwood	4	77	19.3	45	0
G. Blackwood	3	0	0.0	0	0
Kozlowski	2	73	36.5	38t	2
Bokamper	2	43	21.5	24t	1
Rhone	1	15	15.0	15	0
Lankford	1	10	10.0	10	0
Walker	1	7	7.0	7	0
Brown	1	0	0.0	0	0
DOLPHINS	26	345	13.3	45	3
OPPONENTS	11	203	18.6	45	1

PUNTING	NO.	YDS.	AVG.	LG	BK
Roby	74	3189	43.1	64	1
DOLPHINS	75	3189	42.5	64	1
OPPONENTS	90	3674	40.8	63	1

PUNT RET.	NO.	YDS.	AVG.	LG	TD
Clayton	41	392	9.6	60t	1
Walker	8	86	10.8	23	0
Kozlowski	2	12	6.0	11	0
Vigorito	1	62	62.0	62	0
Heflin	1	19	19.0	19	0
G. Blackwood	1	10	10.0	10	0
Sowell	1	0	0.0	0	0
DOLPHINS	55	581	10.6	62	1
OPPONENTS	32	229	7.2	24	0

KICKOFF RET.	NO.	YDS.	AVG.	LG	TD
Walker	36	962	26.7	78	0
Kozlowski	4	50	12.5	23	0
Nathan	3	15	5.0	12	0
Heflin	1	27	27.0	27	0
Clayton	1	25	25.0	25	0
Bennett	1	0	0.0	0	0
DOLPHINS	47	1085	23.1	78	0
OPPONENTS	54	1024	19.0	40	0

SCORING	Ru	Pa	Rt	PAT	FG	S	2	TP
von Schamann	0	0	45/48	18/27	0	0	0	99
Duper	0	10	0	0	0	0	0	60
Franklin	8	0	0	0	0	0	0	48
Moore	0	6	0	0	0	0	0	36
Johnson	0	4	0	0	0	0	0	24
Nathan	3	1	0	0	0	0	0	24
Rose	0	3	0	0	0	0	0	18
Overstreet	1	2	0	0	0	0	0	18
Bennett	2	0	0	0	0	0	0	12
Clayton	0	1	1	0	0	0	0	12
Marino	2	0	0	0	0	0	0	12
Kozlowski	0	2	0	0	0	0	0	12
Bokamper	0	0	1	0	0	0	0	6
Harris	0	1	0	0	0	0	0	6
Charles	0	0	0	0	0	1	0	2
DOLPHINS	16	28	4	45/48	18/27	1	0	389
OPPONENTS	11	19	2	31/32	9/15	0	0	250

FIELD GOALS	1-19	20-29	30-39	40-49	50+
von Schamann	2/2	6/6	5/8	3/6	2/5
DOLPHINS	2/2	6/6	5/8	3/6	2/5
OPPONENTS	0/0	4/5	3/5	2/5	0/0

SACKS
Bettters 16.0, Baumhower 8.0, Bowser 6.5, Duhe 5.5, Charles 3.0, Rhone 3.0, Bokamper 2.0, Brown 2.0, Brudzinski 1.0, Hester 1.0, Kozlowski 1.0
DOLPHINS 49.0, OPPONENTS 23.0

USUAL STARTERS

OFFENSE

WR - Mark Duper (11), Duriel Harris (4)
LT - Jon Giesler (16)
LG - Bob Kuechenberg (15), Jeff Toews (1)
C - Dwight Stephenson (16)
RG - Ed Newman (16)
RT - Eric Laakso (14), Roy Foster (1), Cleveland Green (1)
TE - Dan Johnson (16)
WR - Nat Moore (15)
QB - *Dan Marino (9), David Woodley (5), Don Strock (2)
RB - Tony Nathan (12)
FB - Andra Franklin (12), Woody Bennett (2)
ZTE - Bruce Hardy (8)

DEFENSE

LDE - Doug Bettters (16)
NT - Bob Baumhower (16)
DT - *Mike Charles (2)
RDE - Kim Bokamper (15)
LOLB - Bob Brudzinski (16)
LILB - A.J. Duhe (15)
RILB - Earnie Rhone (13), Rodell Thomas (2), *Mark Brown (1)
ROLB - Charles Bowser (16)
LCB - William Judson (16)
RCB - Gerald Small (15), Paul Lankford (1)
SS - Glenn Blackwood (16)
FS - Lyle Blackwood (16)

* Indicates Rookie

1984 FINAL STATISTICS (14-2)

DATE	OPPONENT	SCORE	W/L	ATT.
9/2	at Washington	35-17	W	52,683
9/9	NEW ENGLAND	28-7	W	66,083
9/17	at Buffalo	21-17	W	65,455
9/23	INDIANAPOLIS	44-7	W	55,415
9/30	at St. Louis	36-28	W	46,991
10/7	at Pittsburgh	31-7	W	59,103
10/14	HOUSTON	28-10	W	54,080
10/21	at New England	44-24	W	60,711
10/28	BUFFALO	38-7	W	58,824
11/4	at N.Y. Jets	31-17	W	72,655
11/11	PHILADELPHIA	24-23	W	70,227
11/18	at San Diego	28-34 (OT)	L	53,041
11/26	N.Y. JETS	28-17	W	74,884
12/2	L.A. RAIDERS	34-45	L	71,222
12/9	at Indianapolis	35-17	W	60,411
12/17	DALLAS	28-21	W	74,139

TEAM STATISTICS		MIA.	OPP.
TOTAL FIRST DOWNS	387	314	
By Rushing	115	130	
By Passing	243	172	
By Penalty	29	12	
Third Down: Made/Att.	103/200	87/218	
Fourth Down: Made/Att.	4/11	17/21	
TOTAL NET YARDS	6936	5420	
Average Per Game	433.5	338.8	
Total Plays	1070	1051	
Average Per Play	6.5	5.2	
NET YARDS RUSHING	1918	2155	
Average Per Game	119.9	134.7	
Total Rushes	483	458	
NET YARDS PASSING	5018	3265	
Average Per Game	313.6	204.1	
Tackled/Yards Lost	14/28	42/339	
Gross Yards	5146	3604	
Attempts/Completions	572/367	551/310	
Completion Percentage	64.2	56.3	
Had Intercepted	18	24	
PUNTS/AVERAGE	51/44.7	83/41.9	
PENALTIES/YARDS	67/520	93/772	
FUMBLES/BALL LOST	26/10	23/12	
TOUCHDOWNS	70	39	
By Rushing	18	16	
By Passing	49	22	
By Returns	3	1	

SCORE BY QUARTERS	1	2	3	4	OT	Total
DOLPHINS	58	170	150	135	0	513
OPPONENTS	52	81	62	97	6	298

RUSHING	NO.	YDS.	AVG.	LG	TD
Bennett	144	606	4.2	19	7
Nathan	118	558	4.7	22	1
Carter	100	495	5.0	35	1
P. Johnson	68	159	2.3	9	9
Franklin	20	74	3.7	18	0
Clayton	3	35	11.7	30	0
Moore	1	3	3.0	3	0
Strock	2	-5	-2.5	0	0
Marino	27	-7	-0.3	10	0
DOLPHINS	484	1918	4.0	35	18
OPPONENTS	458	2155	4.7	52t	16

PASSING	ATT.	COMP.	YDS.	PCT.	TD	INT.	LG	SCK/LST	RATING
Marino	564	362	5084	64.2	48	17	80t	13/120	108.9
Strock	6	4	27	66.7	0	0	12	0/0	76.4
Jensen	1	1	35	100.0	1	0	35t	1/8	158.3
Clayton	1	0	0	0.0	0	0	0	0/0	39.6
DOLPHINS	572	367	5146	64.2	49	18	80t	14/128	108.5
OPPONENTS	551	310	3604	56.3	22	24	76t	42/339	71.3

RECEIVING	NO.	YDS.	AVG.	LG	TD
Clayton	73	1389	19.0	65t	18
Duper	71	1306	18.4	80t	8
Nathan	61	579	9.5	24	2
Moore	43	573	13.3	37t	6
D. Johnson	34	426	12.5	42	3
Hardy	28	257	9.2	19t	5
Cefalo	18	185	10.3	25t	2
Jensen	13	139	10.7	20	2
Rose	12	195	16.3	34t	2
Carter	8	53	6.6	15	0
Bennett	6	44	7.3	20	1
DOLPHINS	367	5146	14.0	80t	49
OPPONENTS	310	3604	11.6	76t	22

INTERCEPTIONS	NO.	YDS.	AVG.	LG	TD
G. Blackwood	6	169	28.2	50	0
Judson	4	121	30.3	40	1
McNeal	3	41	13.7	30	1
L. Blackwood	3	29	9.7	15	0
Lankford	3	25	8.3	22	0
B. Brown	1	53	53.0	53	0
Kozlowski	1	26	26.0	26	0
Duhe	1	7	7.0	7	0
Sowell	1	7	7.0	7	0
Brudzinski	1	0	0.0	0	0

DOLPHINS	24	478	19.9	86t	2
OPPONENTS	18	377	20.9	97t	1

PUNTING	NO.	YDS.	AVG.	LG	BK
Roby	51	2281	44.7	69	0
DOLPHINS	51	2281	44.7	69	0
OPPONENTS	83	3476	41.9	89	0

PUNT RET.	NO.	YDS.	AVG.	LG	TD
Walker	21	169	8.0	33	0
Clayton	8	79	9.9	14	0
Heflin	6	76	12.7	37	0
Kozlowski	5	41	8.2	20	0
DOLPHINS	40	365	9.1	37	0
OPPONENTS	17	138	8.1	32	0

KICKOFF RET.	NO.	YDS.	AVG.	LG	TD
Walker	29	617	21.3	41	0
Heflin	9	130	14.4	26	0
Kozlowski	2	23	11.5	12	0
Clayton	2	15	7.5	14	0
Hill	1	14	14.0	14	0
Duhe	1	0	0.0	0	0
DOLPHINS	44	799	18.2	41	0
OPPONENTS	66	1360	20.6	42	0

SCORING	Ru	Pa	Rt	PAT	FG	S	2	TP
Clayton	0	18	0	0	0	0	0	108
von Schumann	0	0	0	66/70	9/19	0	0	93
P. Johnson	9	0	0	0	0	0	0	54
Bennett	7	1	0	0	0	0	0	48
Duper	0	8	0	0	0	0	0	48
Moore	0	6	0	0	0	0	0	36
Hardy	0	5	0	0	0	0	0	30
D. Johnson	0	3	0	0	0	0	0	18
Nathan	1	2	0	0	0	0	0	18
Cefalo	0	2	0	0	0	0	0	12
Jensen	0	2	0	0	0	0	0	12
Rose	0	2	0	0	0	0	0	12
Baumhower	0	1	0	0	0	0	0	6
Carter	1	0	0	0	0	0	0	6
Judson	0	0	1	0	0	0	0	6
McNeal	0	0	1	0	0	0	0	6

DOLPHINS	18	49	3	66/70	9/19	0	0	513
OPPONENTS	16	22	1	37/38	9/17	0	0	298

FIELD GOALS	1-19	20-29	30-39	40-49	50+
von Schumann	0/0	7/7	2/5	0/4	0/3
DOLPHINS	0/0	7/7	2/5	0/4	0/3
OPPONENTS	0/0	0/1	4/4	4/9	1/3

SACKS
Bettors 14.0, Bowser 9.0, Bokamper 4.0, Charles 3.0, Barnett 2.0, Baumhower 2.0, Brudzinski 2.0, Bensen 1.0, Brophy 1.0, M. Brown 1.0, Duhe 1.0, Lankford 1.0, Rhone 1.0.
DOLPHINS 42.0, OPPONENTS 14.0

USUAL STARTERS

OFFENSE	
WR	Mark Duper (16)
LT	Jon Giesler (16)
LG	Roy Foster (16)
CG	Dwight Stephenson (16)
RT	Ed Newman (16)
RG	Cleveland Green (12), Eric Laakso (4)
TE	Dan Johnson (16)
WR	Mark Clayton (15), Nat Moore (1)
QB	Dan Marino (16)
RB	Tony Nathan (12), Jim Jensen (2), *Joe Carter (2)
FB	Woody Bennett (9), Andra Franklin (2)
ZTE	Bruce Hardy (5)

DEFENSE	
LDE	Doug Betters (16)
NT	Bob Baumhower (15), Bill Barnett (1)
RDE	Kim Bokamper (10), Mike Charles (6)
LOLB	Bob Brudzinski (16)
LILB	A.J. Duhe (9), *Jay Brophy (5), Earnie Rhone (2)
RILB	Mark Brown (9), Earnie Rhone (7)
ROLB	Charles Bowser (15), Rodell Thomas (1)
LCB	Don McNeal (10), Paul Lankford (6)
RCB	William Judson (16)
SS	Glenn Blackwood (16)
FS	Lyle Blackwood (16)

* Indicates Rookie

1985 FINAL STATISTICS (12-4)

DATE	OPPONENT	SCORE	W/L	ATT.
9/8	at Houston	23-26	L	47/656
9/15	INDIANAPOLIS	30-13	W	53/693
9/22	KANSAS CITY	31-0	W	69/791
9/29	at Denver	30-26	W	73/614
10/6	PITTSBURGH	24-20	W	72/820
10/14	at N.Y. Jets	7-23	L	73/807
10/20	TAMPA BAY	41-38	W	62/335
10/27	at Detroit	21-31	L	75/291
11/3	at New England	13-17	L	58/811
11/10	N.Y. JETS	21-17	W	73/965
11/17	at Indianapolis	34-20	W	59/666
11/24	at Buffalo	23-14	W	50/474
12/2	CHICAGO	38-24	W	75/594
12/8	at Green Bay	34-24	W	52/671
12/16	NEW ENGLAND	30-27	W	69/489
12/22	BUFFALO	28-0	W	64/811

TEAM STATISTICS	MIA.	OPP.
TOTAL FIRST DOWNS	361	314
By Rushing	116	135
By Passing	218	160
By Penalty	27	19
Third Down: Made/Att.	88/193	88/216
Fourth Down: Made/Att.	8/11	8/13
TOTAL NET YARDS	5843	5767
Average Per Game	365.2	360.4
Total Plays	1039	1033
Average Per Play	5.6	5.6
NET YARDS RUSHING	1729	2256
Average Per Game	108.1	141.0
Total Rushes	444	509
NET YARDS PASSING	4114	3511
Average Per Game	257.1	219.4
Tackled/Yards Lost	19/164	38/278
Good Yards	4278	3789
Attempts/Completions	576/343	487/257
Completion Percentage	59.5	52.8
Had Intercepted	21	23
PUNTS/AVERAGE	59/43.7	73/40.7
PENALTIES/YARDS	77/637	112/854
FUMBLES/BALL LOST	31/20	36/18
TOUCHDOWNS	52	38
By Rushing	19	15
By Passing	31	21
By Returns	2	2

SCORE BY QUARTERS	1	2	3	4	OT	Total
DOLPHINS	88	136	95	109	0	428
OPPONENTS	44	96	78	102	0	320
RUSHING	NO.	YDS.	AVG.	LG	TD	
Nathan	143	667	4.7	22	5	
Davenport	98	370	3.8	33	11	
Hampton	105	369	3.5	15	3	
Bennett	54	256	4.7	17	0	
Carter	14	76	5.4	19	0	
N. Moore	1	11	11.0	11	0	
Clayton	1	10	10.0	10	0	
Strock	2	-6	-3.0	-3	0	
Marino	26	-24	-0.9	2	0	
DOLPHINS	444	1729	3.9	33	19	
OPPONENTS	509	2256	4.4	32	15	

RECEIVING	NO.	YDS.	AVG.	LG	TD
Nathan	72	651	9.0	73	1
Clayton	70	996	14.2	45	4
N. Moore	51	701	13.7	69t	7
Hardy	39	409	10.5	31	4
Duper	35	650	18.6	67t	3
Rose	19	306	16.1	42	4
Johnson	13	192	14.8	61t	3
Davenport	13	74	5.7	17t	2
Bennett	10	101	10.1	27	1
Hampton	8	56	7.0	15	0
Heflin	6	98	16.3	46t	1
Harris	3	24	8.0	11	0
Carter	2	4	2.0	4	0
Vigorito	1	9	9.0	9	0
Jensen	1	4	4.0	4t	1
DOLPHINS	343	4278	12.5	73	31
OPPONENTS	257	3789	14.7	80t	21

INTERCEPTIONS	NO.	YDS.	AVG.	LG	TD
G. Blackwood	6	36	6.0	17	0
Judson	4	88	22.0	61t	1
Lankford	4	10	2.5	6	0
B. Brown	2	40	20.0	26	0
Brophy	1	41	41.0	41	0
H. Green	1	28	28.0	28	0
Shipp	1	7	7.0	7	0
Brudzinski	1	6	6.0	6	0
M. Brown	1	5	5.0	5	0
Moyer	1	4	4.0	4	0
L. Blackwood	1	0	0.0	0	0
DOLPHINS	23	265	11.5	61t	1
OPPONENTS	21	100	4.8	40	0

PUNTING	NO.	YDS.	AVG.	LG	BK
Roby	59	2576	43.7	63	0
DOLPHINS	59	2576	43.7	63	0
OPPONENTS	73	2972	40.7	67	1

PUNT RET.	NO.	YDS.	AVG.	LG	TD
Vigorito	22	197	9.0	21	0
Kozlowski	7	65	9.3	17	0
Lockett	5	23	4.6	8	0
G. Blackwood	3	20	6.7	18	0
Clayton	2	14	7.0	11	0
DOLPHINS	39	319	8.2	21	0
OPPONENTS	27	371	13.7	70t	1

KICKOFF RET.	NO.	YDS.	AVG.	LG	TD
Hampton	45	1020	22.7	46	0
Carter	4	82	20.5	25	0
L. Blackwood	2	32	16.0	17	0
Hardy	1	11	11.0	11	0
Kozlowski	0	32	--	--	--
DOLPHINS	52	1177	22.6	46	0
OPPONENTS	63	1359	21.6	50	0

SCORING	Ru	Pa	Rt	PAT	FG	S	2	TP
Revez	0	0	0	50/52	22/27	0	0	116
Davenport	11	2	0	0	0	0	0	78
N. Moore	0	7	0	0	0	0	0	42
Nathan	5	1	0	0	0	0	0	36
Clayton	0	4	0	0	0	0	0	24
Rose	0	4	0	0	0	0	0	24
Hardy	0	4	0	0	0	0	0	24
Duper	0	3	0	0	0	0	0	18
Hampton	3	0	0	0	0	0	0	18
Johnson	0	3	0	0	0	0	0	18
Bennett	0	1	0	0	0	0	0	6
Brudzinski	0	1	0	0	0	0	0	6
Heflin	0	1	0	0	0	0	0	6
Jensen	0	1	0	0	0	0	0	6
Judson	0	0	1	0	0	0	0	6
DOLPHINS	19	31	2	50/52	22/27	0	0	428
OPPONENTS	15	21	2	35/38	19/28	0	0	320

FIELD GOALS	1-19	20-29	30-39	40-49	50+
Revez	0/0	8/9	5/5	9/10	0/3
DOLPHINS	0/0	8/9	5/5	9/10	0/3
OPPONENTS	2/2	5/5	7/9	4/10	1/2

SACKS
Charles 7.0, Betters 6.5, M. Moore 5.5, H. Green 5.0, Brudzinski 3.0, Bokamper 2.5, Bowser 2.5, Baumhower 2.0, G. Blackwood 1.0, Brophy 1.0, M. Brown 1.0, Little 1.0.
DOLPHINS 38.0, OPPONENTS 19.0

USUAL STARTERS

OFFENSE
WR - Mark Duper (8), Nat Moore (7), Jim Jensen (1)
TE - Jon Giesler (13), Ronnie Lee (1), LT - Cleveland Green (1), *Jeff Dellenbach (1)
LG - Roy Foster (16)
C - Dwight Stephenson (16)
RG - Ronnie Lee (6), Steve Clark (5), Jeff Toews (5)
RT - Cleveland Green (10), Ronnie Lee (6)
TE - Bruce Hardy (16)
WR - Mark Clayton (16)
QB - Dan Marino (16)
RB - Tony Nathan (15), *Lorenzo Hampton (1)
FB - Woody Bennett (13), *Ron Davenport (1)
2TE - Dan Johnson (1), Joe Rose (1)
DEFENSE
LDE - Doug Betters (14), Mack Moore (2)
NT - Mike Charles (15), Bill Barnett (1)
RDE - Kim Bokamper (12), *George Little (3), Mike Charles (1)
LOLB - Bob Brudzinski (13), Robin Sandlein (3)
LILB - Jackie Shipp (10), Jay Brophy (6)
RILB - Mark Brown (15), Jackie Shipp (1)
ROLB - Hugh Green (11), Sanders Shiver (3), Charles Bowser (2)
LCB - Paul Lankford (15), Robert Sowell (1)
RCB - William Judson (16)
SS - Glenn Blackwood (14), Mike Kozlowski (2)
FS - Bud Brown (16)

* Indicates Rookie

PASSING	ATT.	COMP.	YDS.	PCT.	TD	INT.	LG	SCK/LST	RATING
Marino	567	336	4137	59.3	30	21	73	18/157	84.1
Strock	9	7	141	77.8	1	0	67t	0/0	154.7
Clayton	0	0	0	0.0	0	0	0	1/7	--
DOLPHINS	576	343	4278	59.5	31	21	73	19/164	85.6
OPPONENTS	487	257	3789	52.8	21	23	80t	38/278	73.3

1986 FINAL STATISTICS (8-8)

DATE	OPPONENT	SCORE	W/L	ATT.
9/7	at San Diego	28-50	L	57,726
9/14	INDIANAPOLIS	30-10	W	51,848
9/21	at N.Y. Jets	45-51 (OT)	L	71,025
9/28	SAN FRANCISCO	16-31	L	70,264
10/5	at New England	7-34	L	60,689
10/12	BUFFALO	27-14	W	49,467
10/19	L.A. RAIDERS	28-30	L	53,421
10/26	at Indianapolis	17-13	W	58,350
11/2	HOUSTON	28-7	W	43,804
11/10	at Cleveland	16-26	L	77,949
11/16	at Buffalo	34-24	W	76,474
11/24	N.Y. JETS	45-3	W	70,206
11/30	ATLANTA	14-20	L	53,762
12/7	at New Orleans	31-27	W	64,761
12/14	at L.A. Rams	37-31 (OT)	W	62,629
12/22	NEW ENGLAND	27-34	L	74,516

TEAM STATISTICS		MIA.	OPP.
TOTAL FIRST DOWNS	351	337	
By Rushing	84	144	
By Passing	250	177	
By Penalty	17	16	
Third Down: Made/Att.	98/191	86/209	
Fourth Down: Made/Att.	2/10	10/18	
TOTAL NET YARDS	6324	6050	
Average Per Game	395.3	378.1	
Total Plays	1011	1058	
Average Per Play	6.3	5.7	
NET YARDS RUSHING	1545	2493	
Average Per Game	96.6	155.8	
Total Rushes	349	540	
NET YARDS PASSING	4779	3557	
Average Per Game	298.7	222.3	
Tackled/Yards Lost	17/119	33/268	
Gross Yards	4898	3825	
Attempts/Completions	645/392	485/290	
Completion Percentage	60.8	59.8	
Had Intercepted	23	13	
PUNTS/AVERAGE	56/44.2	64/41.4	
PENALTIES/YARDS	72/609	82/596	
FUMBLES/BALL LOST	37/14	32/14	
TOUCHDOWNS	56	47	
By Rushing	9	23	
By Passing	46	22	
By Returns	1	2	

SCORE BY QUARTERS		1	2	3	4	OT	Total
DOLPHINS		45	177	102	100	6	430
OPPONENTS		101	127	58	113	6	405
RUSHING	NO.	YDS.	AVG.	LG	TD		
Hampton	186	830	4.5	54t	9		
Davenport	75	314	4.2	35	0		
Nathan	27	203	7.5	20	0		
Bennett	36	162	4.5	16	0		
Clayton	2	33	16.5	22	0		
Carter	4	18	4.5	9	0		
Ellis	3	6	2.0	2	0		
Strock	1	0	0.0	0	0		
Marino	12	-3	-0.3	13	0		
Roby	2	-8	-4.0	0	0		
Duper	1	-10	-10.0	-10	0		
DOLPHINS	349	1545	4.4	54t	9		
OPPONENTS	540	2493	4.6	47	23		

PASSING	ATT.	COMP.	YDS.	PCT.	TD	INT.	LG	SCK/LST	RATING
Marino	623	378	4746	60.7	44	23	85t	17/119	92.5
Strock	20	14	152	70.0	2	0	21	0/0	125.4
Jensen	2	0	0	0.0	0	0	0	0/0	39.6
DOLPHINS	645	392	4898	60.8	46	23	85t	17/119	93.3
OPPONENTS	485	290	3825	59.8	22	13	65t	33/268	88.7

RECEIVING	NO.	YDS.	AVG.	LG	TD
Duper	67	1313	19.6	85t	11
Hampton	61	446	7.3	19	3
Clayton	60	1150	19.2	68t	10
Hardy	54	430	8.0	18t	5
Nathan	48	457	9.5	23t	2
N. Moore	38	431	11.3	38t	7
Davenport	20	177	8.9	27	4
Johnson	19	170	8.9	20	4
Pruitt	15	235	15.7	27	2
Jensen	5	50	10.0	20t	1
Bennett	4	33	8.3	13	0
Carter	1	6	6.0	6	0
DOLPHINS	392	4898	12.5	85t	46
OPPONENTS	290	3825	13.2	65t	22

INTERCEPTIONS	NO.	YDS.	AVG.	LG	TD
Rose	2	63	31.5	36	0
McNeal	2	46	23.0	29	0
G. Blackwood	2	10	5.0	7	0
Judson	2	0	0.0	0	0
L. Blackwood	1	14	14.0	14	0
Offerdahl	1	14	14.0	14	0
B. Brown	1	3	3.0	3	0
Charles	1	2	2.0	2	0
Kozlowski	1	0	0.0	0	0
DOLPHINS	13	152	11.7	36	0
OPPONENTS	23	221	9.6	70t	1

PUNTING	NO.	YDS.	AVG.	LG	BK
Roby	56	2476	44.2	73	0
DOLPHINS	56	2476	44.2	73	0
OPPONENTS	64	2648	41.4	64	0

PUNT RET.	NO.	YDS.	AVG.	LG	TD
Ellis	24	149	6.2	17	0
Pruitt	11	150	13.6	71t	1
G. Blackwood	1	0	0.0	0	0
L. Blackwood	1	0	0.0	0	0
Clayton	1	0	0.0	0	0
Thompson	1	0	0.0	0	0
N. Moore	1	-2	-2.0	-2	0
DOLPHINS	40	297	7.4	71t	1
OPPONENTS	23	200	8.7	34	0

KICKOFF RET.	NO.	YDS.	AVG.	LG	TD
Ellis	25	541	21.6	41	0
Davenport	16	285	17.8	37	0
Hampton	9	182	20.2	25	0
Carter	9	133	14.8	22	0
Hardy	3	39	13.0	16	0
L. Lee	1	5	5.0	5	0
Johnson	1	0	0.0	0	0
Toth	1	0	0.0	0	0
DOLPHINS	65	1185	18.2	41	0
OPPONENTS	53	997	18.8	40	0

SCORING	Ru	Pa	Rt	PAT	FG	S	2	TP
Revez	0	0	0	52/55	14/22	0	0	94
Hampton	9	3	0	0	0	0	0	72
Duper	0	11	0	0	0	0	0	66
Clayton	0	10	0	0	0	0	0	60
N. Moore	0	7	0	0	0	0	0	42
Hardy	0	5	0	0	0	0	0	30
Johnson	0	4	0	0	0	0	0	24
Pruitt	0	2	1	0	0	0	0	18
Nathan	0	2	0	0	0	0	0	12
Davenport	0	1	0	0	0	0	0	6
Jensen	0	1	0	0	0	0	0	6
DOLPHINS	9	46	1	52/55	14/22	0	0	430
OPPONENTS	23	22	2	45/46	26/31	0	0	405

FIELD GOALS		1-19	20-29	30-39	40-49	50+
Revez		1/1	5/5	4/6	3/8	1/2
DOLPHINS		1/1	5/5	4/6	3/8	1/2
OPPONENTS		2/2	6/7	12/14	6/6	0/2

SACKS	
M. Brown	5.0, Betters 4.0, H. Green 4.0, Little 4.0, J. Foster 3.0, Brudzinski 2.0, Offerdahl 2.0, Robinson 2.0, Turner 2.0, Shipp 1.0, Baumhower 1.0, M. Moore 1.0, Smith 1.0, Sochia 1.0
DOLPHINS	33.0, OPPONENTS 17.0

USUAL STARTERS

OFFENSE	
WR	Mark Duper (16)
LT	Jon Giesler (7), Cleveland Green (5), Jeff Dellenbach (4)
LG	Roy Foster (16)
C	Dwight Stephenson (16)
RG	Ronnie Lee (9), Larry Lee (5), Jeff Dellenbach (2)
RT	Greg Koch (16)
TE	Bruce Hardy (16)
WR	Mark Clayton (14), Nat Moore (1)
QB	Dan Marino (16)
RB	Lorenzo Hampton (16)
FB	Woody Bennett (14), Ron Davenport (2)
2TE	Dan Johnson (1)

DEFENSE	
LDE	*T.J. Turner (15), Doug Betters (1)
NT	Bob Baumhower (12), Mike Charles (4)
LOLB	Bob Brudzinski (16)
LILB	Jackie Shipp (14), *Larry Kolic (2)
RILB	*John Offerdahl (15), Andy Hendl (1)
ROLB	Mark Brown (11), Hugh Green (3), David Frye (2)
LCB	Paul Lankford (11), Reyna Thompson (4), Don McNeal (1)
RCB	William Judson (16), Glenn Blackwood (10), Lyle
SS	Blackwood (4), Bud Brown (1), Paul Lankford (1)
FS	Bud Brown (14), Donovan Rose (2)
FS	Bud Brown (16)

* Indicates Rookie

1987 FINAL STATISTICS (8-7)

DATE	OPPONENT	SCORE	W/L	ATT.
9/13	at New England	21-28	L	54,642
9/20	at Indianapolis	23-10	W	57,524
10/4	at Seattle	20-24	L	19,448
10/11	KANSAS CITY	42-0	W	25,867
10/18	at N.Y. Jets	31-37 (OT)	L	18,249
10/25	BUFFALO	31-34 (OT)	L	61,295
11/1	PITTSBURGH	35-24	W	52,578
11/8	at Cincinnati	20-14	W	53,840
11/15	INDIANAPOLIS	21-40	L	65,433
11/22	at Dallas	20-14	W	56,519
11/29	at Buffalo	0-27	L	68,055
12/7	N.Y. JETS	37-28	W	62,592
12/13	at Philadelphia	28-10	W	63,841
12/20	WASHINGTON	23-21	W	65,715
12/28	NEW ENGLAND	10-24	L	61,192

TEAM STATISTICS	MIA.	OPP.
TOTAL FIRST DOWNS	331	314
By Rushing	109	115
By Passing	197	176
By Penalty	25	23
Third Down: Made/Att.	96/202	94/208
Fourth Down: Made/Att.	9/18	5/13

TOTAL NET YARDS	5338	5445
Average Per Game	369.2	363.0
Total Plays	1005	1013
Average Per Play	5.5	5.4

NET YARDS RUSHING	1662	2198
Average Per Game	110.8	146.5
Total Rushes	408	498

NET YARDS PASSING	3876	3247
Average Per Game	258.4	216.5
Tackled/Yards Lost	13/101	21/183
Gross Yards	3977	3430
Attempts/Completions	584/338	494/295
Completion Percentage	57.9	59.7
Had Intercepted	20	16

PUNTS/AVERAGE	63/38.5	71/38.8
PENALTIES/YARDS	76/634	103/850
FUMBLES/BALL LOST	37/17	32/16

TOUCHDOWNS	47	42
By Rushing	16	18
By Passing	29	21
By Returns	2	3

SCORE BY QUARTERS	1	2	3	4	OT	Total
DOLPHINS	90	100	89	83	0	362
OPPONENTS	63	105	61	97	9	335

RUSHING	NO.	YDS.	AVG.	LG	TD
Stradford	145	619	4.3	51	6
Hampton	75	289	3.9	34	1
R. Scott	47	199	4.2	24	3
Davenport	32	114	3.6	27	1
W. Bennett	25	102	4.1	18	0
Mackey	17	98	5.8	17	2
Bailey	10	55	5.5	13	0
Konecny	6	46	7.7	19	0
Tagliavari	13	45	3.5	7	1
Isom	9	41	4.6	8	1
Nathan	4	20	5.0	8	0
Jensen	4	18	4.5	9	0
Roth	3	10	3.3	9	0
Clayton	2	8	4.0	4	0
T. Brown	3	3	1.0	3	0
Roby	1	0	0.0	0	0
Marino	12	-5	-0.4	5t	1

DOLPHINS	408	1662	4.1	51	16
OPPONENTS	498	2198	4.4	31	18

RECEIVING	NO.	YDS.	AVG.	LG	TD
Stradford	48	457	9.5	34	1
Clayton	46	776	16.9	43	7
Duper	33	597	18.1	59t	8
Hardy	28	292	10.4	31	2
Davenport	27	249	9.2	29	1
Pruitt	26	404	15.5	37	3
Jensen	26	221	8.5	20	1
Hampton	23	223	9.7	24	0
Tagliavari	12	117	9.8	27	0
Nathan	10	77	7.7	14	0
Douglas	9	92	10.2	17	1
Sampleton	8	64	8.0	19	0
Chavis	7	108	15.4	27	0
Lewis	6	53	8.8	22	1
Konecny	6	26	4.3	10	0
Reilly	5	70	14.0	20	0
Da. Johnson	4	35	8.8	22	2
W. Bennett	4	18	4.5	6	0
Caterbone	2	46	23.0	30	0
W. Smith	2	13	6.5	8	1
R. Scott	2	7	3.5	5	0
Isom	1	11	11.0	11	0
Banks	1	10	10.0	10t	1
T. Brown	1	6	6.0	6	0
Farmer	1	5	5.0	5	0

DOLPHINS	338	3977	11.8	59t	29
OPPONENTS	295	3430 <th>11.6</th> <th>55</th> <th>21</th>	11.6	55	21

INTERCEPTIONS	NO.	YDS.	AVG.	LG	TD
Lankford	3	44	14.7	44	0
Blackwood	3	17	5.7	17	0
Randle	2	16	8.0	11	0
Hooper	2	11	5.5	11	0
Judson	2	11	5.5	10	0
Hobley	2	7	3.5	7	0
Sowell	1	29	29.0	29	0
B. Brown	1	0	0.0	0	0

DOLPHINS	16	135	8.4	44	0
OPPONENTS	20	298	14.9	68	2

PUNTING	NO.	YDS.	AVG.	LG	BK
Roby	32	1371	42.8	77	0
Hayes	7	274	39.1	51	1
Gore	14	502	35.9	60	0
Strock	9	277	30.8	44	0

DOLPHINS	63	2424	38.5	77	1
OPPONENTS	71	2753	38.8	73	0

PUNT RET.	NO.	YDS.	AVG.	LG	TD
Schwedes	24	203	8.5	31	0
Caterbone	9	78	8.7	21	0
B. Brown	2	8	4.0	8	0
Blackwood	1	1	1.0	1	0
Hooper	1	0	0.0	0	0

DOLPHINS	37	209	7.8	31	0
OPPONENTS	26	141	5.4	15	0

KICKOFF RET.	NO.	YDS.	AVG.	LG	TD
Hampton	16	304	19.0	32	0
Stradford	14	258	18.4	32	0
Schwedes	9	177	19.7	34	0
Hardy	5	62	12.4	18	0
Farmer	3	56	18.7	23	0
Roth	2	49	24.5	26	0
Da. Johnson	2	13	6.5	10	0
R. Scott	1	22	22.0	22	0
Isom	1	11	11.0	11	0
Lewis	1	0	0.0	0	0

DOLPHINS	54	952	17.6	34	0
OPPONENTS	67	1222	18.2	47	0

SCORING	Ru	Pa	Rt	PAT	FG	S	2	TP
Revez	0	0	0	28/30	9/11	0	0	55
Duper	0	8	0	0	0	0	0	48
Clayton	0	7	0	0	0	0	0	42
Stradford	2	1	0	0	0	0	0	21
Beecher	0	0	0	12/12	3/4	0	0	42
Pruitt	0	3	0	0	0	0	0	18
R. Scott	3	0	0	0	0	0	0	12
Davenport	1	0	0	0	0	0	0	12
Hardy	0	2	0	0	0	0	0	12
Da. Johnson	0	2	0	0	0	0	0	12
Mackey	2	0	0	0	0	0	0	12
Marino	0	0	0	0	0	0	0	6
Douglas	0	1	0	0	0	0	0	6
Hampton	1	0	0	0	0	0	0	6
Hobley	0	1	0	0	0	0	0	6
Hooper	0	0	1	0	0	0	0	6
Isom	1	0	0	0	0	0	0	6
Jensen	0	1	0	0	0	0	0	6
Lewis	0	0	0	0	0	0	0	6
Marino	1	0	0	0	0	0	0	6
W. Smith	0	1	0	0	0	0	0	6
Tagliavari	1	0	0	0	0	0	0	6
Tiffin	0	0	0	4/4	0/1	0	0	6

DOLPHINS	16	29	2.44/47	12/16	0	3/62
OPPONENTS	18	21	3.41/47	14/22	0	0/35

FIELD GOALS	1-19	20-29	30-39	40-49	50+
Revez	1/1	2/2	2/2	4/6	0/0
Beecher	1/1	0/0	1/1	1/2	0/0
Tiffin	0/0	0/0	0/0	0/1	0/0

DOLPHINS	0/0	7/8	3/3	4/7	2/5	1/2
OPPONENTS	0/0	0/0	0/0	0/0	0/0	0/0

SACKS	Turner <th>4.0</th> <th>Sochia <th>3.5</th> <th>Bosa <th>3.0</th> <th>Readon <th>2.0</th> </th></th></th>	4.0	Sochia <th>3.5</th> <th>Bosa <th>3.0</th> <th>Readon <th>2.0</th> </th></th>	3.5	Bosa <th>3.0</th> <th>Readon <th>2.0</th> </th>	3.0	Readon <th>2.0</th>	2.0	
Lambrecht	1.5	Offerdahl <td>1.5</td> <th>Mc. Brown <td>1.0</td></th> <th>Bruzdzinski <td>1.0</td></th> <th>Frye <td>1.0</td></th>	1.5	Mc. Brown <td>1.0</td>	1.0	Bruzdzinski <td>1.0</td>	1.0	Frye <td>1.0</td>	1.0
Graf	1.0 <th>Marino</th>	Marino	1.0 <th>Graf</th>	Graf	1.0 <th>S. Scott</th>	S. Scott	1.0 <th>Wimberly</th>	Wimberly	0.5

DOLPHINS 21.0, OPPONENTS 13.0

USUAL STARTERS

OFFENSE

WR - Mark Duper (1), Leland Douglas (2), James Pruitt (1), Dameon Reilly (1)

LT - Jon Giesler (9), Jeff Dellenbach (3), Scott Kehoe (3)

LG - Roy Foster (12), Jeff Wiska (3), Dwight Stephenson (9), Jeff Dellenbach (3), Greg Ours (3)

RG - Tom Toth (12), Jim Gilmore (2), Louis Oubre (1)

RT - Ronnie Lee (9), Bill Baalles (3), *Mark Dennis (2), Greg Koch (1)

TE - Bruce Hardy (12), Lawrence Sampleton (3)

WR - Mark Clayton (12), Mike Caterbone (1), QB - Dan Marino (12), Kyle Mackey (3), Lorenzo Hampton (6), *Troy Stradford

RB - (5), *Ronald Scott (2), John Tagliavari (1)

FB - Woody Bennett (11), Ron Davenport (1), Clarence Bailey (1), Rickey Isom (1)

2TE - David Lewis (3)

DEFENSE

LDE - T.J. Turner (12), Derek Wimberly (3), Brian Sosia (12), *Mike Lambrecht (3)

RDE - *John Bosa (12), Charles Bennett (3), *Rick Graf (5)

OLB - Bob Bruzdinski (7), *Victor Morris (3), Jackie Shipp (12), *Victor Morris (3)

ILB - John Offerdahl (9), Mark Brown (3), *Tim Pidgeon (3)

ROLB - Mark Brown (9), Duke Schamel (3), Bob Bruzdinski (1), David Frye (1), Hugh Green (1)

LCB - Paul Lankford (11), Robert Sowell (3), Reyna Thompson (1)

RCB - William Judson (12), Trell Hooper (2), John Swain (1)

SS - Glenn Blackwood (8), Liffort Hobley (2), Demetrious Johnson (2), Tate Randle (1)

FS - Bud Brown (8), Lyle Blackwood (2), Liffort Hobley (2), Trell Hooper (1), Donovan Rose (1), Paul Lankford (1)

* Indicates Rookie

PASSING	ATT.	COMP.	YDS.	PCT.	TD	INT.	LG	SCK/LST	RATING
---------	------	-------	------	------	----	------	----	---------	--------

1988 FINAL STATISTICS (6-10)

DATE	OPPONENT	SCORE	W/L	ATT.
9/4	at Chicago	7-34	L	63,330
9/11	at Buffalo	6-9	L	79,520
9/18	GREEN BAY	24-17	W	54,409
9/25	at Indianapolis	13-15	L	59,638
10/2	MINNESOTA	24-7	W	59,867
10/9	at L.A. Raiders	24-14	W	50,751
10/16	SAN DIEGO	31-28	W	58,972
10/23	N.Y. JETS	30-44	L	68,292
10/30	at Tampa Bay	17-14	W	67,352
11/6	at New England	10-21	L	60,840
11/14	BUFFALO	6-31	L	67,091
11/20	NEW ENGLAND 3-6		L	53,526
11/27	at N.Y. Jets	34-38	L	52,752
12/4	INDIANAPOLIS	28-31	L	45,236
12/12	CLEVELAND	38-31	W	61,884
12/18	at Pittsburgh	24-40	L	36,051

TEAM STATISTICS	MIA.	OPP.
TOTAL FIRST DOWNS	321	359
By Rushing	77	155
By Passing	218	173
By Penalty	26	31
Third Down: Made/Att.	71/184	101/207
Fourth Down: Made/Att.	7/16	4/13
TOTAL NET YARDS	5721	5781
Average Per Game	357.6	361.3
Total Plays	963	1072
Average Per Play	5.9	5.4
NET YARDS RUSHING	1205	2506
Average Per Game	75.3	156.6
Total Rushes	335	557
NET YARDS PASSING	4516	3275
Average Per Game	282.3	204.7
Tackled/Yards Lost	741/241	346/242
Gross Yards	4557	3442
Attempts/Completions	621/363	491/298
Completion Percentage	58.5	60.7
Had Intercepted	23	16
PUNTS/AVERAGE	64/43.0	58/41.8
PENALTIES/YARDS	99/845	103/734
FUMBLES/BALL LOST	26/12	31/15
TOUCHDOWNS	41	45
By Rushing	11	22
By Passing	29	19
By Returns	1	4

SCORE BY QUARTERS	1	2	3	4	OT	Total
DOLPHINS	72	97	88	62	0	319
OPPONENTS	51	159	69	101	0	380

RUSHING	NO.	YDS.	AVG.	LG	TD
Hampton	117	414	3.5	33	9
Stradford	95	335	3.5	18	2
Davenport	55	273	5.0	64	0
Bennett	31	115	3.7	12	0
Jensen	10	68	6.8	23	0
Cribbs	5	21	4.2	11	0
Clayton	1	4	4.0	4	0
Edmunds	1	-8	-8.0	-8	0
Marino	20	-17	-0.9	6	0
DOLPHINS	335	1205	3.6	64	11
OPPONENTS	557	2506	4.5	44	22

PASSING	ATT.	COMP.	YDS.	PCT.	TD	INT.	LG	SCK/LST	RATING
Marino	606	354	4434	58.4	28	23	80t	6/31	80.8
Jaworski	14	9	123	64.3	1	0	22	1/10	116.1
Stradford	1	0	0	0.0	0	0	0	0/0	39.6
DOLPHINS	621	363	4557	58.5	29	23	80t	7/41	81.5
OPPONENTS	491	298	3442	60.7	19	16	47	24/167	81.2

RECEIVING	NO.	YDS.	AVG.	LG	TD
Clayton	86	1129	13.1	45t	14
Jensen	58	652	11.2	31	5
Stradford	56	426	7.6	36	1
Duper	39	626	16.1	56	1
Edmunds	33	575	17.4	80t	3
Davenport	30	282	9.4	27	0
Banks	23	430	18.7	55	2
Hampton	23	204	8.9	39t	3
Schwedes	6	130	21.7	42	0
Hardy	4	46	11.5	19	0
Pruitt	2	38	19.0	19	0
Bennett	2	16	8.0	12	0
Kinchen	1	3	3.0	3	0
DOLPHINS	363	4557	12.6	80t	29
OPPONENTS	298	3442	11.6	47	19

INTERCEPTIONS	NO.	YDS.	AVG.	LG	TD
Williams	4	62	15.5	23	0
Judson	4	57	14.3	52	0
M. Brown	2	13	6.5	13	0
Offerdahl	2	2	1.0	2	0
Thomas	1	48	48.0	48	0
McNeal	1	23	23.0	23	0
Graf	1	14	14.0	14	0
Lankford	1	0	0.0	0	0
DOLPHINS	16	219	13.7	52	0
OPPONENTS	23	399	17.3	78t	4

PUNTING	NO.	YDS.	AVG.	LG	BK
Roby	64	2754	43.0	64	0
DOLPHINS	64	2754	43.0	64	0
OPPONENTS	58	2427	41.8	66	1

PUNT RET.	NO.	YDS.	AVG.	LG	TD
Schwedes	24	230	9.6	36	0
Williams	3	29	9.7	14	0
DOLPHINS	27	259	9.6	36	0
OPPONENTS	35	318	9.1	31	0

KICKOFF RET.	NO.	YDS.	AVG.	LG	TD
Cribbs	41	863	21.0	44	0
Hampton	9	216	24.0	37	0
Williams	8	159	19.9	27	0
Schwedes	3	49	16.3	25	0
Davenport	2	41	20.5	21	0
Edmunds	1	20	20.0	20	0
Hardy	1	17	17.0	17	0
DOLPHINS	65	1365	21.0	44	0
OPPONENTS	53	1109	20.9	57	0

SCORING	Ru	Pa	Rt	PAT	FG	S	2	TP
Clayton	0	14	0	0	0	0	0	84
Hampton	9	3	0	0	0	0	0	72
Revez	0	0	0	31/32	8/12	0	0	55
Jensen	0	5	0	0	0	0	0	30
Edmunds	0	3	0	0	0	0	0	18
Franklin	0	0	0	6/7	4/11	0	0	18
Stradford	2	1	0	0	0	0	0	18
Banks	0	2	0	0	0	0	0	12
Duper	0	1	0	0	0	0	0	6
Hobley	0	1	0	0	0	0	0	6

DOLPHINS	11	29	1	37/41	12/23	0	0	319
OPPONENTS	22	19	4	44/45	22/28	0	0	380

FIELD GOALS	1-19	20-29	30-39	40-49	50+
Revez	0/0	4/4	3/4	1/2	0/2
Franklin	0/0	1/2	2/4	0/1	1/4
DOLPHINS	0/0	5/6	5/8	1/3	1/4
OPPONENTS	0/0	6/6	10/11	4/7	2/6

SACKS
Turner 5.0, Sochia 4.5, Cline 4.0, Kumerow 3.0, Green 2.5, Bosa 2.0, Graf 1.0, Lankford 1.0, M. Brown 0.5, Offerdahl 0.5.
DOLPHINS 24.0, OPPONENTS 7.0

USUAL STARTERS

OFFENSE

WR	Mark Duper (13), Fred Banks (2), Scott Schwedes (1)
LT	Jon Giestler (9), Mark Dennis (7),
LG	Roy Foster (15), Harry Galbreath (1)
C	Jeff Dellenbach (6)
RG	Harry Galbreath (12), Tom Toth (4)
TE	Ronnie Lee (16)
RT	*Ferrell Edmunds (14), Bruce Hardy (2)
WR	Mark Clayton (16)
QB	Dan Marino (16)
RB	Lorenzo Hampton (10), Troy Stradford (6)
FB	Woody Bennett (7), Ron Davenport (5), Jim Jensen (4)

DEFENSE

LDE	T.J. Turner (16)
NT	Brian Sochia (16)
RDE	Jackie Cline (9), John Bosa (6), Jeff Cross (1)
LOLB	Rick Graf (16)
LILB	Mark Brown (12), Jackie Shipp (4)
ROLB	Hugh Green (16)
RILB	John Offerdahl (16)
LCB	Paul Lankford (10), Don McNeal (3), Reyna Thompson (2), *Rodney Thomas (1)
RCB	William Judson (16)
SS	Liffort Hobley (13), Bud Brown (3)
FS	*Jarvis Williams (16)

* Indicates Rookie

1989 FINAL STATISTICS (8-8)

DATE	OPPONENT	SCORE	W/L	ATT.
9/10	BUFFALO	24-27	L	54,541
9/17	at New England	24-10	W	57,043
9/24	N.Y. JETS	33-40	L	65,908
10/1	at Houston	7-39	L	53,326
10/8	CLEVELAND	13-10 (OT)	W	58,444
10/15	at Cincinnati	20-13	W	58,184
10/22	GREEN BAY	23-20	W	56,620
10/29	at Buffalo	17-31	L	80,208
11/5	INDIANAPOLIS	19-13	W	52,680
11/12	at N.Y. Jets	31-23	W	65,923
11/19	at Dallas	17-14	W	56,044
11/26	PITTSBURGH	14-34	L	59,936
12/3	at Kansas City	21-26	L	54,610
12/10	NEW ENGLAND	31-10	W	55,918
12/17	at Indianapolis	13-42	L	55,665
12/24	KANSAS CITY	24-27	L	43,612

TEAM STATISTICS	MIA.	OPP.
TOTAL FIRST DOWNS	311	337
By Rushing	88	139
By Passing	202	180
By Penalty	21	18
Third Down: Made/Att.	101/209	67/194
Fourth Down: Made/Att.	7/14	8/21
TOTAL NET YARDS	5546	5696
Average Per Game	346.6	356.0
Total Plays	1011	1045
Average Per Play	5.5	5.5
NET YARDS RUSHING	1330	2153
Average Per Game	83.1	134.6
Total Rushes	400	493
NET YARDS PASSING	4216	3543
Average Per Game	263.5	221.4
Tackled/Yards Lost	10/86	39/268
Gross Yards	4302	3811
Attempts/Completions	601/331	513/315
Completion Percentage	55.1	61.4
Had Intercepted	25	15
PUNTS/AVERAGE	59/41.7	62/39.0
PENALTIES/YARDS	83/614	106/831
FUMBLES/BALL LOST	30/16	19/8
TOUCHDOWNS	39	43
By Rushing	10	19
By Passing	26	21
By Returns	3	3

SCORE BY QUARTERS	1	2	3	4	OT	Total
DOLPHINS	78	96	73	81	3	331
OPPONENTS	57	128	77	117	0	379
RUSHING	NO.	YDS.	AVG.	LG	TD	
Smith	200	659	3.3	25	6	
Stradford	66	240	3.6	13	1	
Logan	57	201	3.5	14	0	
Davenport	14	56	4.0	9	1	
Jensen	8	50	6.3	14	0	
Hampton	17	47	2.8	9	0	
Secules	4	39	9.8	17	0	
T. Brown	13	26	2.0	6	0	
Faola	2	10	5.0	5	0	
Clayton	3	9	3.0	11	0	
Roby	2	0	0.0	0	0	
Marino	14	-7	-0.5	2	2	
DOLPHINS	400	1330	3.3	25	10	
OPPONENTS	493	2153	4.4	33	19	

PASSING	ATT.	COMP.	YDS.	PCT.	TD	INT.	LG	SCK/LST	RATING
Marino	550	308	3997	56.0	24	22	78t	10/86	76.9
Secules	50	22	286	44.0	1	3	44t	0/0	44.3
Jensen	1	1	19	100.0	1	0	19t	0/0	158.3
DOLPHINS	601	331	4302	55.1	26	25	78t	10/86	74.9
OPPONENTS	513	315	3811	61.4	21	15	63t	39/268	85.7

RECEIVING	NO.	YDS.	AVG.	LG	TD
Clayton	64	1011	15.8	78t	9
Jensen	61	557	9.1	20	6
Duper	49	717	14.6	41	1
Edmunds	32	382	11.9	30	3
Banks	30	520	17.3	61	1
Stradford	25	233	9.3	32	0
A. Brown	24	410	17.1	48t	5
T. Brown	13	117	9.0	23	0
Hampton	8	25	3.1	12	0
Schwedes	7	174	24.9	65t	1
Smith	7	81	11.6	34	0
Logan	5	34	6.8	11	0
Davenport	3	19	6.3	9	0
Kinchen	1	12	12.0	12	0
Faola	1	8	8.0	8	0
Hardy	1	2	2.0	2	0
DOLPHINS	331	4302	13.0	78t	26
OPPONENTS	315	3811	12.1	63t	21

INTERCEPTIONS	NO.	YDS.	AVG.	LG	TD
Oliver	4	32	8.0	23	0
McNeal	3	-6	-2.0	0	0
Williams	2	43	21.5	24	0
Judson	2	31	15.5	28	0
Thomas	2	4	2.0	4	0
Hobley	1	22	22.0	22	0
Lankford	1	0	0.0	0	0
DOLPHINS	15	126	8.4	28	0
OPPONENTS	25	335	13.4	48	1

PUNTING	NO.	YDS.	AVG.	LG	BK
Roby	58	2458	42.4	58	1
DOLPHINS	59	2458	41.7	58	1
OPPONENTS	62	2416	39.0	63	1

PUNT RET.	NO.	YDS.	AVG.	LG	TD
Schwedes	18	210	11.7	70t	1
Stradford	14	129	9.2	19	0
Gibson	1	-1	-1.0	-1	0
DOLPHINS	33	338	10.2	70t	1
OPPONENTS	26	256	9.8	18	0

KICKOFF RET.	NO.	YDS.	AVG.	LG	TD
Logan	24	613	25.5	97t	1
Hampton	17	303	17.8	34	0
Reaves	6	84	14.0	22	0
Schwedes	3	24	8.0	13	0
Faola	2	30	15.0	17	0
Kinchen	2	26	13.0	17	0
A. Brown	2	9	4.5	9	0
Williams	1	21	21.0	21	0
Davenport	1	19	19.0	19	0
Ahrens	1	10	10.0	10	0
Goode	1	8	8.0	8	0
Brudzinski	1	6	6.0	6	0
DOLPHINS	61	1153	18.9	97t	1
OPPONENTS	63	1215	19.3	40	0

SCORING	Ru	Pa	Rt	PAT	FG	S	2	TP
Stojanovich	0	0	0	38/39	19/26	0	0	95
Clayton	0	9	0	0	0	0	0	54
Jensen	0	6	0	0	0	0	0	36
Smith	6	0	0	0	0	0	0	36
A. Brown	0	5	0	0	0	0	0	30
Edmunds	0	3	0	0	0	0	0	18
Logan	0	2	0	0	0	0	0	12
Marino	2	0	0	0	0	0	0	12
Schwedes	0	1	1	0	0	0	0	12
Banks	0	1	0	0	0	0	0	6
Davenport	1	0	0	0	0	0	0	6
Duper	0	1	0	0	0	0	0	6
Stradford	1	0	0	0	0	0	0	6
Team	0	0	0	0	0	1	0	2
DOLPHINS	10	26	3	38/39	19/26	1	0	331
OPPONENTS	19	21	3	42/43	25/33	2	0	379

FIELD GOALS	1-19	20-29	30-39	40-49	50+
Stojanovich	1/1	8/8	5/5	4/8	1/3
DOLPHINS	1/1	8/8	5/5	4/8	1/3
OPPONENTS	1/1	8/8	10/12	5/9	1/3

SACKS	Cross	Green	7.5	Sochia	5.0	Bosa	2.0	Kumerow	2.0	Offerdahl	1.5	Ahrens	1.0	Cline	1.0	Frye	1.0	Graf	1.0	Hobley	1.0	Junior	1.0	Krauss	1.0	Lankford	1.0	Thomas	1.0	Williams	1.0	TEAM	1.0
DOLPHINS	39.0	OPPONENTS	10.0																														

USUAL STARTERS

OFFENSE
WR - Mark Duper (14), Fred Banks (2)
LT - Jeff Dellenbach (15), Louis Cheek (1)
LG - Roy Foster (16)
C - Jeff Ulhenhake (15), Jeff Dellenbach (1)
RG - Harry Galbreath (14), Tom Toth (2)
RT - Ronnie Lee (15), Mark Dennis (1)
TE - Ferrell Edmunds (16)
WR - Mark Clayton (15), Fred Banks (1)
QB - Dan Marino (16)
RB - *Sammie Smith (12), Troy Stradford (4)
Tom Brown (7), Marc Logan (4), Ron
FB - Davenport (3), Jim Jensen (1), Nuu
Faola (1)

DEFENSE
LDE - T.J. Turner (11), John Bosa (3), Jackie
Cline (2)
NT - Brian Sochia (16)
RDE - Jeff Cross (16)
LOLB - E.J. Junior (12), Rick Graf (4)
LILB - John Offerdahl (8), David Ahrens (8)
RILB - Barry Krauss (12), Greg Clark (4)
ROLB - Hugh Green (16)
LCB - Paul Lankford (16)
RCB - William Judson (14), Rodney
Thomas (2)
SS - Jarvis Williams (16)
FS - *Louis Oliver (13), Liffort Hobley (3)

* Indicates Rookie

1990 FINAL STATISTICS (12-4)

DATE	OPPONENT	SCORE	W/L	ATT.
9/9	at New England	27-24	W	45,305
9/16	BUFFALO	30-7	W	68,142
9/23	at N.Y. Giants	3-20	L	76,483
9/30	at Pittsburgh	28-6	W	54,691
10/7	N.Y. JETS	20-16	W	69,678
10/18	NEW ENGLAND	17-10	W	62,630
10/28	at Indianapolis	27-7	W	59,213
11/4	PHOENIX	23-3	W	54,924
11/11	at N.Y. Jets	17-3	W	68,362
11/19	L.A. RAIDERS	10-13	L	70,553
11/25	at Cleveland	30-13	W	70,225
12/2	at Washington	20-42	L	53,599
12/9	PHILADELPHIA	23-20 (OT)	W	67,034
12/16	SEATTLE	24-17	W	57,851
12/23	at Buffalo	14-24	L	80,235
12/30	INDIANAPOLIS	23-17	W	59,547

TEAM STATISTICS	MIA.	OPP.
TOTAL FIRST DOWNS	303	268
By Rushing	90	110
By Passing	190	145
By Penalty	23	13
Third Down: Made/Att.	88/206	79/207
Fourth Down: Made/Att.	10/13	7/18
TOTAL NET YARDS	5047	4547
Average Per Game	315.4	284.2
Total Plays	975	968
Average Per Play	5.2	4.7
NET YARDS RUSHING	1535	1831
Average Per Game	95.9	114.4
Total Rushes	420	461
NET YARDS PASSING	3512	2716
Average Per Game	219.5	169.8
Tackled/Yards Lost	16/99	45/348
Gross Yards	3611	3064
Attempts/Completions	539/310	462/257
Completion Percentage	57.5	55.6
Had Intercepted	12	19
PUNTS/AVERAGE	72/42.0	75/40.0
PENALTIES/YARDS	64/486	95/759
FUMBLES/BALL LOST	33/15	23/8
TOUCHDOWNS	39	26
By Rushing	13	11
By Passing	21	14
By Returns	5	1

SCORE BY QUARTERS	1	2	3	4	OT	Total
DOLPHINS	60	113	77	83	3	336
OPPONENTS	30	108	39	65	0	242

RUSHING	NO.	YDS.	AVG.	LG	TD
Smith	226	831	3.7	33	8
Logan	79	317	4.0	17	2
Stradford	37	138	3.7	15	1
Paige	32	95	3.0	11	2
Higgs	10	67	6.7	27	0
Secules	8	34	4.3	17	0
Marino	16	29	1.8	15	0
Limbrick	5	14	2.8	5	0
Martin	1	8	8.0	8	0
Jensen	4	6	1.5	2	0
Banks	1	3	3.0	3	0
Edmunds	1	-7	-7.0	-7	0
DOLPHINS	420	1535	3.7	33	13
OPPONENTS	461	1831	4.0	39	11

PASSING	ATT.	COMP.	YDS.	PCT.	TD	INT.	LG	SCK/LST	RATING
Marino	531	306	3563	57.6	21	11	69t	15/90	82.6
Secules	7	3	17	42.9	0	1	8	1/9	10.7
Jensen	1	1	31	100.0	0	0	31	0/0	118.8
DOLPHINS	539	310	3611	57.5	21	12	69t	16/99	81.6
OPPONENTS	462	257	3064	55.6	14	19	64t	45/348	69.0

RECEIVING	NO.	YDS.	AVG.	LG	TD
Duper	52	810	15.6	69t	5
Jensen	44	365	8.3	18	1
Paige	35	247	7.1	17t	4
Clayton	32	406	12.7	43	3
Edmunds	31	446	14.4	35	0
Stradford	30	257	8.6	23	0
Martin	29	388	13.4	45	2
Pruitt	13	235	18.1	35t	3
Banks	13	131	10.1	23	0
Smith	11	134	12.2	53t	0
Logan	7	54	7.7	12	0
Schwedes	6	66	11.0	19	1
Limbrick	4	23	5.8	9	0
A. Brown	3	49	16.3	24	0
DOLPHINS	310	3611	11.6	69t	21
OPPONENTS	257	3064	11.9	64t	14

INTERCEPTIONS	NO.	YDS.	AVG.	LG	TD
Oliver	5	87	17.4	35	0
Williams	5	82	16.4	42t	1
McKyer	4	40	10.0	21	0
Glenn	2	31	15.5	31t	1
Offerdahl	1	28	28.0	28	0
Hobley	1	15	15.0	15	0
Kumerow	1	5	5.0	5	0
DOLPHINS	19	288	15.2	42t	2
OPPONENTS	12	184	15.3	73	0

PUNTING	NO.	YDS.	AVG.	LG	BK
Roby	72	3022	42.0	62	0
DOLPHINS	72	3022	42.0	62	0
OPPONENTS	75	3001	40.0	63	1

PUNT RET.	NO.	YDS.	AVG.	LG	TD
Martin	26	140	5.4	35	0
Schwedes	9	89	9.9	23	0
Stradford	3	4	1.3	4	0
Williams	1	0	0.0	0	0
DOLPHINS	39	233	6.0	35	0
OPPONENTS	40	397	9.9	36	0

KICKOFF RET.	NO.	YDS.	AVG.	LG	TD
Logan	20	367	18.4	35	0
Higgs	10	210	21.0	30	0
Stradford	3	56	18.7	21	0
Schwedes	2	52	26.0	30	0
Collins	2	30	15.0	30	0
Adams	2	16	8.0	10	0
Paige	1	18	18.0	18	0
Kinchen	1	16	16.0	16	0
Sims	1	9	9.0	9	0
Graf	1	-6	-6.0	-6	0
DOLPHINS	43	780	18.1	35	0
OPPONENTS	53	1092	20.6	38	0

SCORING	Ru	Pa	Rt	PAT	FG	S	2	TP
Stoyanovich	0	0	0	37/37	21/25	0	0	100
Smith	8	1	0	0	0	0	0	54
Paige	2	4	0	0	0	0	0	36
Duper	0	5	0	0	0	0	0	30
Clayton	0	3	0	0	0	0	0	18
Pruitt	0	3	0	0	0	0	0	18
Logan	2	0	0	0	0	0	0	12
Martin	0	2	0	0	0	0	0	12
Edmunds	0	1	0	0	0	0	0	6
Glenn	0	0	1	0	0	0	0	6
Higgs	0	0	1	0	0	0	0	6
Jensen	0	1	0	0	0	0	0	6
Odum	0	0	1	0	0	0	0	6
Schwedes	0	1	0	0	0	0	0	6
Sochia	0	0	1	0	0	0	0	6
Stradford	1	0	0	0	0	0	0	6
Williams	0	0	1	0	0	0	0	6
Team	0	0	0	0	0	1	0	2
DOLPHINS	13	21	5	37/37	21/25	1	0	336
OPPONENTS	11	14	1	26/26	20/29	0	0	242

FIELD GOALS	1-19	20-29	30-39	40-49	50+
Stoyanovich	2/2	7/8	6/7	4/5	2/3
DOLPHINS	2/2	7/8	6/7	4/5	2/3
OPPONENTS	1/1	6/6	4/9	7/8	2/5

SACKS
Cross 11.5, Junior 6.0, Griggs 5.5, Wilson 4.0, Hobley 3.0, Oglesby 2.5, Green 2.0, Williams 2.0, Lee 1.5, J.B. Brown 1.0, Glenn 1.0, Odum 1.0, Offerdahl 1.0, Oliver 1.0, Sochia 1.0, Turner 1.0.
DOLPHINS 45.0, OPPONENTS 16.0

USUAL STARTERS
OFFENSE
WR - Mark Duper (15), Jim Jensen (1)
LT - *Richmond Webb (16)
LG - *Keith Sims (13), Roy Foster (3)
C - Jeff Ulhenhake (16)
RG - Harry Galbreath (16)
RT - Mark Dennis (16)
TE - Ferrell Edmunds (16)
WR - Mark Clayton (10), Tony Martin (5), Fred Banks (1)
QB - Dan Marino (16)
RB - Sammie Smith (16)
FB - Tony Paige (13), Garrett Limbrick (2), Jim Jensen (1)

DEFENSE
LDE - T.J. Turner (12), Brian Sochia (2), Karl Wilson (2)
NT - Shawn Lee (10), *Alfred Oglesby (6)
RDE - Jeff Cross (16)
LOLB - David Griggs (16)
LILB - John Offerdahl (16)
RILB - Cliff Odum (16)
ROLB - Hugh Green (16)
LCB - Tim McKyer (16)
RCB - J.B. Brown (16)
SS - Jarvis Williams (16)
FS - Louis Oliver (16)

* Indicates Rookie

1991 FINAL STATISTICS (8-8)

DATE	OPPONENT	SCORE	W/L	ATT.
9/1	at Buffalo	31-35	L	80/252
9/8	INDIANAPOLIS	17-6	W	51/155
9/15	at Detroit	13-17	L	56,896
9/22	GREEN BAY	16-13	W	56,583
9/29	at N.Y. Jets	23-41	L	71,170
10/6	at New England	20-10	W	49,749
10/13	at Kansas City	7-42	L	76,201
10/20	HOUSTON	13-17	L	60,705
11/3	at Indianapolis	10-6	W	55,899
11/10	NEW ENGLAND	30-20	W	56,065
11/18	BUFFALO	27-41	L	71,062
11/24	at Chicago	16-13 (OT)	W	58,288
12/1	TAMPA BAY	33-14	W	51,036
12/9	CINCINNATI	37-13	W	60,616
12/15	at San Diego	30-38	L	47,371
12/22	N.Y. JETS	20-23 (OT)	L	69,636

TEAM STATISTICS	MIA.	OPP.
TOTAL FIRST DOWNS	312	327
By Rushing	91	137
By Passing	205	177
By Penalty	16	17
Third Down: Made/Att.	84/205	103/210
Fourth Down: Made/Att.	10/13	6/10
TOTAL NET YARDS	5241	5406
Average Per Game	327.6	337.6
Total Plays	970	1019
Average Per Play	5.4	5.3
NET YARDS RUSHING	1352	2301
Average Per Game	84.5	143.8
Total Rushes	379	499
NET YARDS PASSING	3889	3105
Average Per Game	243.1	194.1
Tackled/Yards Lost	28/188	35/248
Gross Yards	4077	3353
Attempts/Completions	563/327	485/300
Completion Percentage	58.1	61.9
Had Intercepted	14	12
PUNTS/AVERAGE	57/44.8	65/39.8
PENALTIES/YARDS	62/514	65/684
FUMBLES/BALL LOST	23/14	19/9
TOUCHDOWNS	35	40
By Rushing	8	17
By Passing	26	18
By Returns	1	5

SCORE BY QUARTERS	1	2	3	4	OT	Total
DOLPHINS	55	119	51	115	3	343
OPPONENTS	65	100	75	106	3	349

RUSHING	NO.	YDS.	AVG.	LG	TD
Higgs	231	905	3.9	24	4
S. Smith	83	297	3.6	18	1
Craver	20	58	2.9	7	1
Marino	27	32	1.2	11	1
Secules	4	30	7.5	12	1
Paige	10	25	2.5	6	0
Logan	4	5	1.3	2	0
DOLPHINS	379	1352	3.6	24	8
OPPONENTS	499	2301	4.6	63t	17

PASSING	ATT.	COMP.	YDS.	PCT.	TD	INT.	LG	SCK/LST	RATING
Marino	549	318	3970	57.9	25	13	54	27/182	85.8
Secules	13	8	90	61.5	1	1	17	1/6	75.8
Jensen	1	1	17	100.0	0	0	17	0/0	118.8
DOLPHINS	563	327	4077	58.1	26	14	54	28/188	85.7
OPPONENTS	485	300	3353	61.9	18	12	54t	35/348	84.5

RECEIVING	NO.	YDS.	AVG.	LG	TD
Duper	70	1085	15.5	43t	5
Clayton	70	1053	15.0	43t	12
Paige	57	469	8.2	26	1
Martin	27	434	16.1	54	2
Jensen	21	183	8.7	19	2
Baty	20	269	13.5	30	1
S. Smith	14	95	6.8	12	0
Edmunds	11	118	10.7	22	2
Higgs	11	80	7.3	13	0
Banks	9	119	13.2	25	1
Craver	8	67	8.4	25	0
Miller	4	49	12.3	15	0
Pruitt	2	30	15.0	24	0
Henry	2	17	8.5	9	0
Sims	1	9	9.0	9	0
DOLPHINS	327	4077	12.5	54	26
OPPONENTS	300	3353	11.2	54t	18

INTERCEPTIONS	NO.	YDS.	AVG.	LG	TD
Oliver	5	80	16.0	37	0
Harden	2	39	19.5	22	0
Lee	1	14	14.0	14	0
Reichenbach	1	2	2.0	2	0
Brown	1	0	0.0	0	0
J. Williams	1	0	0.0	0	0
Odum	1	0	0.0	0	0
DOLPHINS	12	135	11.3	37	0
OPPONENTS	14	217	15.5	83t	2

PUNTING	NO.	YDS.	AVG.	LG	BK
Roby	54	2466	45.7	64	1
Stoyanovich	2	85	42.5	49	0
DOLPHINS	56	2551	44.8	64	1
OPPONENTS	65	2588	39.8	61	2

PUNT RET.	NO.	YDS.	AVG.	LG	TD
Miller	28	248	8.9	32	0
Martin	1	10	10.0	10	0
Junior	1	0	0.0	0	0
DOLPHINS	30	258	8.6	32	0
OPPONENTS	30	332	11.1	39	0

KICKOFF RET.	NO.	YDS.	AVG.	LG	TD
Craver	32	615	19.2	49	0
Logan	12	191	15.9	31	0
Paige	2	31	15.5	16	0
Hill	1	33	33.0	33	0
Henry	1	13	13.0	13	0
J. Williams	1	7	7.0	7	0
Dellenbach	1	0	0.0	0	0
DOLPHINS	50	890	17.8	49	0
OPPONENTS	66	1270	19.2	39	0

SCORING	Ru	Pa	Rt	PAT	FG	S	2	TP
Stoyanovich	0	0	28/29	31/37	0	0	0	121
Clayton	0	12	0	0	0	0	0	72
Duper	0	5	0	0	0	0	0	30
Higgs	4	0	0	0	0	0	0	24
Edmunds	0	2	0	0	0	0	0	12
Jensen	0	2	0	0	0	0	0	12
Martin	0	2	0	0	0	0	0	12
Baumann	0	0	0	6/6	2/2	0	0	12
Banks	0	1	0	0	0	0	0	6
Baty	0	1	0	0	0	0	0	6
Craver	1	0	0	0	0	0	0	6
Klingbeil	0	1	0	0	0	0	0	6
Marino	1	0	0	0	0	0	0	6
Paige	0	1	0	0	0	0	0	6
S. Smith	1	0	0	0	0	0	0	6
Secules	1	0	0	0	0	0	0	6
DOLPHINS	8	26	1	34/35	33/39	0	0	343
OPPONENTS	17	18	5	40/40	23/33	0	0	349

FIELD GOALS	1-19	20-29	30-39	40-49	50+
Stoyanovich	2/2	8/8	11/12	7/10	3/5
Baumann	0/0	1/1	0/0	1/1	0/0
DOLPHINS	2/2	9/9	11/12	8/11	3/5
OPPONENTS	1/1	9/11	6/7	6/9	1/5

SACKS
Cross 7.0, Griggs 5.5, Junior 5.0, Klingbeil 5.0, Turner 4.0, B. Cox 2.0, Offerdahl 1.5, Gardner 1.0, H. Green 1.0, Harden 1.0, Odum 1.0, TEAM 1.0.
DOLPHINS 35.0, OPPONENTS 28.0

USUAL STARTERS

OFFENSE
WR - Mark Duper (16)
LT - Richmond Webb (14), Jeff Dellenbach (2)
LG - Keith Sims (12), Bert Weidner (4)
C - Jeff Uhlenhake (10), Bert Weidner (6)
RG - Harry Galbreath (16)
RT - Mark Dennis (16)
TE - Greg Baty (8), Ferrell Edmunds (8)
WR - Mark Clayton (16)
QB - Dan Marino (16)
RB - Mark Higgs (10), Sammie Smith (6)
FB - Tony Paige (16)

DEFENSE
LDE - Alfred Oglesby (8), T.J. Turner (8)
NT - (4), T.J. Turner (4), Brian Sochia (2), Shawn Lee (2)
RDE - Jeff Cross (16)
LOLB - David Griggs (16)
LILB - Cliff Odum (11), Mike Reichenbach (5)
RILB - Mike Reichenbach (10), John Offerdahl (6)
ROLB - *Bryan Cox (13), Hugh Green (3)
LCB - Vestee Jackson (11), Michael McGruder (5)
RCB - J.B. Brown (11), Vestee Jackson (5)
SS - Jarvis Williams (11), Bobby Harden (5)
FS - Louis Oliver (16)

* Indicates Rookie

1992 FINAL STATISTICS (11-5)

DATE	OPPONENT	SCORE	W/L	ATT.
9/14	at Cleveland	27-23	W	74,765
9/20	L.A. RAMS	26-10	W	55,945
9/27	at Seattle	19-17	W	59,374
10/4	at Buffalo	37-10	W	80,368
10/11	ATLANTA	21-17	W	68,633
10/18	NEW ENGLAND	38-17	W	61,120
10/25	INDIANAPOLIS	20-31	L	61,117
11/1	at N.Y. Jets	14-26	L	69,313
11/8	at Indianapolis	28-0	W	59,892
11/16	BUFFALO	20-26	L	70,629
11/22	HOUSTON	19-16	W	63,597
11/29	at New Orleans	13-24	L	68,591
12/6	at San Francisco	3-27	L	58,474
12/14	L.A. RAIDERS	20-7	W	67,098
12/20	N.Y. JETS	19-17	W	68,275
12/27	at New England	16-13 (OT)	W	34,726

TEAM STATISTICS	MIA.	OPP.
TOTAL FIRST DOWNS	316	273
By Rushing	101	92
By Passing	194	168
By Penalty	21	13
Third Down: Made/Att.	78/201	88/217
Fourth Down: Made/Att.	8/16	7/20
TOTAL NET YARDS	5500	4583
Average Per Game	343.8	286.4
Total Plays	998	976
Average Per Play	5.5	4.7
NET YARDS RUSHING	1525	1600
Average Per Game	95.3	100.0
Total Rushes	407	428
NET YARDS PASSING	3975	2983
Average Per Game	248.8	186.4
Tackled/Yards Lost	28/173	36/283
Goals	4148	3266
Attempts/Completions	563/332	512/294
Completion Percentage	59.0	57.4
Had Intercepted	17	18
PUNTS/AVERAGE	61/39.7	74/40.1
PENALTIES/YARDS	86/656	89/679
FUMBLES/BALL LOST	31/17	25/14
TOUCHDOWNS	36	32
By Rushing	9	9
By Passing	24	16
By Returns	3	7

RECEIVING	NO.	YDS.	AVG.	LG	TD
Humphrey	54	507	9.4	26	1
K. Jackson	48	594	12.4	42	5
Paige	48	399	8.3	30	1
Duper	44	762	17.3	62	7
Clayton	43	619	14.4	44	3
Martin	33	553	16.8	55	2
Banks	22	319	14.5	39	3
Higgs	16	142	8.9	21	0
Edmunds	10	91	9.1	15	1
Saxon	5	41	8.2	14	0
Clark	3	59	19.7	45	0
M. Williams	3	43	14.3	18	0
Baty	3	19	6.3	12	1
DOLPHINS	332	4148	12.5	62	24
OPPONENTS	294	3266	11.1	60	16

INTERCEPTIONS	NO.	YDS.	AVG.	LG	TD
Oliver	5	200	40.0	103	1
Brown	4	119	29.8	48	1
V. Jackson	3	63	21.0	30	1
Vincent	2	47	23.5	32	0
J. Williams	2	29	14.5	25	0
Alexander	1	0	0.0	0	0
Cox	1	0	0.0	0	0
DOLPHINS	18	458	25.4	103	3
OPPONENTS	17	446	26.2	102	4

PUNTING	NO.	YDS.	AVG.	LG	BK
Roby	35	1443	41.2	60	0
Prokop	24	891	37.1	56	0
Stoyanovich	2	90	45.0	48	0
DOLPHINS	61	2424	39.7	60	0
OPPONENTS	74	2971	40.1	59	1

PUNT RET.	NO.	YDS.	AVG.	LG	TD
Miller	24	175	7.3	19	0
Vincent	5	16	3.2	6	0
Martin	1	0	0.0	0	0
J. Williams	1	0	0.0	0	0
DOLPHINS	31	191	6.2	19	0
OPPONENTS	33	382	11.6	84	1

KICKOFF RET.	NO.	YDS.	AVG.	LG	TD
M. Williams	19	328	17.3	28	0
Parmalee	14	289	20.6	32	0
Craver	8	174	21.8	44	0
Paige	2	29	14.5	19	0
Humphrey	1	18	18.0	18	0
DOLPHINS	44	838	19.0	44	0
OPPONENTS	65	1380	21.2	82	0

PASSING	ATT.	COMP.	YDS.	PCT.	TD	INT.	LG	SCK/LST	RATING
Marino	554	330	4116	59.6	24	16	62	28/173	85.1
Mitchell	8	2	32	25.0	0	1	18	0/0	4.2
Martin	1	0	0	0.0	0	0	0	0/0	39.6
DOLPHINS	563	332	4148	59.0	24	17	62	28/173	83.6
OPPONENTS	512	294	3266	57.4	16	18	60	36/283	72.3

SCORING	Ru	Pa	Rt	PAT	FG	S	2	TP
Stoyanovich	0	0	0	34/36	30/37	0	0	124
Duper	0	7	0	0	0	0	0	42
Higgs	7	0	0	0	0	0	0	42
K. Jackson	0	5	0	0	0	0	0	30
Banks	0	3	0	0	0	0	0	18
Clayton	0	3	0	0	0	0	0	18
Humphrey	1	1	0	0	0	0	0	12
Martin	0	2	0	0	0	0	0	12
Paige	1	1	0	0	0	0	0	12
Baty	0	1	0	0	0	0	0	6
Brown	0	0	1	0	0	0	0	6
Edmunds	0	1	0	0	0	0	0	6
V. Jackson	0	0	1	0	0	0	0	6
Oliver	0	0	1	0	0	0	0	6
DOLPHINS	9	24	3	34/36	30/37	0	0	340
OPPONENTS	9	16	7	30/32	19/26	1	0	281

FIELD GOALS	1-19	20-29	30-39	40-49	50+
Stoyanovich	0/0	9/9	14/16	4/4	3/8
DOLPHINS	0/0	9/9	14/16	4/4	3/8
OPPONENTS	2/2	8/8	4/5	3/8	2/3

SACKS	Cox	14.0	Coleman	6.0	Cross	5.0	Griggs	3.0	Hobley	2.0	Offerdahl	1.5	Webster	1.5	Braggs	1.0	Hollier	1.0	Kingsbeil	1.0
DOLPHINS	36.0	OPPONENTS	28.0																	

USUAL STARTERS
OFFENSE
WR - Mark Duper (16)
LT - Richmond Webb (16)
LG - Keith Sims (16)
C - Jeff Uhlenhake (13), Bert Weidner (3)
RG - Harry Galbreath (16)
RT - Jeff Dallenbach (8), Mark Dennis (8)
TE - Keith Jackson (11), Ferrell Edmunds (5)
QB - Mark Clayton (13), Tony Martin (3)
WR - Dan Marino (16)
RB - Mark Higgs (15), Bobby Humphrey (1)
FB - Tony Paige (16)
DEFENSE
LDE - Jeff Cross (7), David Griggs (4), T.J. Turner (4), *Marco Coleman (1)
NT - Chuck Klingbeil (13), Jeff Cross (2), T.J. Turner (1)
RDE - *Marco Coleman (7), Jeff Cross (7), Chuck Klingbeil (2)
LOLB - David Griggs (9), *Marco Coleman (9)
LILB - John Grimsley (11), Bryan Cox (1), Dwight Hollier (1), Mark Sander (1)
RILB - John Offerdahl (8), Dwight Hollier (4), Bryan Cox (1), Mark Sander (1)
ROLB - Bryan Cox (14)
LCB - *Troy Vincent (11), Chris Green (2), J.B. Brown (1), Kerry Glenn (1), Vestee Jackson (1)
RCB - J.B. Brown (14), Bruce Alexander (1), Vestee Jackson (1)
SS - Jarvis Williams (10), Liffort Hobley (5), *Troy Vincent (1)
FS - Louis Oliver (16)
5DB - Vestee Jackson (3), *Troy Vincent (2), J.B. Brown (1)

* Indicates Rookie

1993 FINAL STATISTICS (9-7)

DATE	OPPONENT	SCORE	W/L	ATT.
9/5	at Indianapolis	24-20	W	51 858
9/12	N.Y. JETS	14-24	L	70,314
9/26	at Buffalo	22-13	W	79,635
10/4	WASHINGTON	17-10	W	68,568
10/10	at Cleveland	24-14	W	78,138
10/24	INDIANAPOLIS	41-27	W	57,301
10/31	KANSAS CITY	30-10	W	67,765
11/7	at N.Y. Jets	10-27	L	71,306
11/14	at Philadelphia	19-14	W	64,213
11/21	NEW ENGLAND	17-13	W	59,982
11/25	at Dallas	16-14	W	60,198
12/5	N.Y. GIANTS	14-19	L	72,161
12/13	PITTSBURGH	20-21	L	70,232
12/19	BUFFALO	34-47	L	71,597
12/27	at San Diego	20-45	L	60,311
1/2	at New England	27-33 (OT)	L	53,883

TEAM STATISTICS	MIA.	OPP.
TOTAL FIRST DOWNS	309	332
By Rushing	85	103
By Passing	207	205
By Penalty	17	24
Third Down: Made/Att.	100/218	103/229
Fourth Down: Made/Att.	8/17	3/10
TOTAL NET YARDS	5812	5150
Average Per Game	363.3	321.9
Total Plays	1030	1061
Average Per Play	5.6	4.9
NET YARDS RUSHING	1459	1665
Average Per Game	91.2	104.1
Total Rushes	419	460
NET YARDS PASSING	4353	3485
Average Per Game	272.1	217.8
Tackled/Yards Lost	30/211	29/197
Gross Yards	4564	3682
Attempts/Completions	581/342	572/350
Completion Percentage	58.9	61.2
Had Intercepted	18	13
PUNTS/AVERAGE	58/39.7	76/41.3
PENALTIES/YARDS	81/663	92/650
FUMBLES/BALL LOST	32/16	30/14
TOUCHDOWNS	40	43
By Rushing	10	12
By Passing	27	26
By Returns	3	5

SCORE BY QUARTERS	1	2	3	4	OT	Total
DOLPHINS	100	76	85	88	0	349
OPPONENTS	56	126	71	92	6	351

RUSHING	NO.	YDS.	AVG.	LG	TD
Higgs	186	693	3.7	31	3
Kirby	119	390	3.3	20	3
Byars	64	269	4.2	77t	3
Mitchell	21	89	4.2	32	0
Parmalee	4	16	4.0	12	0
Saxon	5	13	2.6	9	0
Martin	1	6	6.0	6	0
Pederson	2	-1	-0.5	0	0
DeBerg	4	-4	-1.0	-1	0
Fryar	3	-4	-1.3	2	0
Marino	9	-4	-0.4	4t	1
McDuffie	1	-4	-4.0	-4	0
DOLPHINS	419	1459	3.5	77t	10
OPPONENTS	460	1665	3.6	65t	12

PASSING	ATT.	COMP.	YDS.	PCT.	TD	INT.	LG	SCK/LST	RATING
Mitchell	233	133	1773	57.1	12	8	77t	7/49	84.2
DeBerg	188	113	1521	60.1	6	7	47	15/116	81.0
Marino	150	91	1218	60.7	8	3	80t	7/42	95.9
Pederson	8	4	41	50.0	0	0	12	1/4	65.1
Byars	2	1	11	50.0	1	0	11t	0/0	106.3
DOLPHINS	581	342	4564	58.9	27	18	80t	30/211	86.4
OPPONENTS	572	350	3682	61.2	26	13	54	29/197	85.6

RECEIVING	NO.	YDS.	AVG.	LG	TD
Kirby	75	874	11.7	47	3
Fryar	64	1010	15.8	65t	5
Byars	61	613	10.0	27	3
Ingram	44	707	16.1	77t	6
K. Jackson	39	613	15.7	57t	6
Martin	20	347	17.4	80t	3
McDuffie	19	197	10.4	18	0
Higgs	10	72	7.2	15	0
Baty	5	78	15.6	32	1
Miller	2	15	7.5	8	0
Banks	1	26	26.0	26	0
M. Williams	1	11	11.0	11	0
Parmalee	1	1	1.0	1	0
DOLPHINS	342	4564	13.3	80t	27
OPPONENTS	350	3682	10.5	54	26

INTERCEPTIONS	NO.	YDS.	AVG.	LG	TD
Brown	5	43	8.6	29	0
Oliver	2	60	30.0	56t	1
Vincent	2	29	14.5	23	0
Green	2	0	0.0	0	0
Cox	1	26	26.0	26	0
Hobbsley	1	17	17.0	17	0
DOLPHINS	13	175	13.5	56t	1
OPPONENTS	18	329	18.3	97t	2

PUNTING	NO.	YDS.	AVG.	LG	BK
Hatcher	58	2304	39.7	56	0
DOLPHINS	58	2304	39.7	56	0
OPPONENTS	76	3135	41.3	60	1

PUNT RET.	NO.	YDS.	AVG.	LG	TD
McDuffie	28	317	11.3	72t	2
Vincent	0	9	-	9	0
DOLPHINS	28	326	11.6	72t	2
OPPONENTS	32	359	11.2	64t	1

KICKOFF RET.	NO.	YDS.	AVG.	LG	TD
McDuffie	32	755	23.6	48	0
M. Williams	8	180	22.5	39	0
Kirby	4	85	21.3	26	0
Miller	2	22	11.0	16	0
Fryar	1	10	10.0	10	0
Baty	1	7	7.0	7	0
Saxon	1	7	7.0	7	0
Vincent	0	2	-	2	0
DOLPHINS	49	1068	21.8	48	0
OPPONENTS	62	1239	20.0	40	0

SCORING	Ru	Pa	Rt	PAT	FG	S	2	TP
Stojanovich	0	0	0	37/37	24/32	0	0	109
Byars	3	0	0	0	0	0	0	36
Ingram	0	6	0	0	0	0	0	36
K. Jackson	0	6	0	0	0	0	0	36
Kirby	3	3	0	0	0	0	0	36
Fryar	0	5	0	0	0	0	0	30
Higgs	3	0	0	0	0	0	0	18
Martin	0	3	0	0	0	0	0	18
McDuffie	0	2	0	0	0	0	0	12
Baty	0	1	0	0	0	0	0	6
Marino	1	0	0	0	0	0	0	6
Oliver	0	1	0	0	0	0	0	6
DOLPHINS	10	27	3	37/40	24/32	0	0	349
OPPONENTS	12	26	5	40/42	17/27	1	0	351

FIELD GOALS	1-19	20-29	30-39	40-49	50+
Stojanovich	2/2	9/10	7/11	4/7	2/2
DOLPHINS	2/2	9/10	7/11	4/7	2/2
OPPONENTS	0/0	3/4	8/11	5/10	1/2

SACKS	Cross	10.5	Coleman	5.5	Cox	5.0	Hunter	3.0	Vassey	2.0	Klingbeil	1.5	Alexander	1.0	Briggs	0.5
DOLPHINS	29.0	OPPONENTS	30.0													

USUAL STARTERS

OFFENSE	
WR	- Irving Fryar (16)
LT	- Richmond Webb (16)
LG	- Keith Sims (16)
C	- Jeff Dellenbach (11), Jeff Uhlenhake (5)
RT	- Bert Weidner (11), Jeff Dellenbach (5)
RG	- Ron Heller (16)
TE	- Keith Jackson (15), Greg Baty (1)
WR	- Mark Ingram (16)
QB	- Scott Mitchell (7), Dan Marino (5), Steve DeBerg (4)
RB	- Mark Higgs (8), *Terry Kirby (8)
FB	- Keith Byars (16)
DEFENSE	
LDE	- Jeff Cross (16)
DT	- Larry Webster (9), Mike Golic (7)
NT	- Chuck Klingbeil (16)
RDE	- Marco Coleman (15), Jeff Hunter (1)
LLB	- John Grimsley (9), Dwight Hollier (3), Liffort Hobley (2)
MLB	- John Offerdahl (8), Dwight Hollier (7), Cliff Odum (1)
RLB	- Bryan Cox (16)
LCB	- Troy Vincent (13), Darrell Malone (1), Vestee Jackson (1), Frankie Smith (1)
RCB	- J.B. Brown (16)
SS	- Jarvis Williams (14), Vestee Jackson (2)
FS	- Louis Oliver (11), Stephen Braggs (5)
SDB	- Vestee Jackson (2)

* Indicates Rookie

1994 FINAL STATISTICS (10-6)

DATE	OPPONENT	SCORE	W/L	ATT.
9/4	NEW ENGLAND	29-15	W	71,023
9/11	at Green Bay	24-14	W	55,011
9/18	N.Y. JETS	28-14	W	68,977
9/25	at Minnesota	35-38	L	64,035
10/2	at Cincinnati	23-7	W	55,056
10/9	at Buffalo	11-21	L	79,491
10/16	L.A. RAIDERS	20-17 (OT)	W	70,112
10/30	at New England	23-3	W	59,167
11/6	INDIANAPOLIS	22-21	W	71,158
11/13	CHICAGO	14-17	L	64,871
11/20	at Pittsburgh	13-16 (OT)	L	59,148
11/27	at N.Y. Jets	28-24	W	75,606
12/4	BUFFALO	31-42	L	69,358
12/12	KANSAS CITY	45-28	W	71,578
12/18	at Indianapolis	6-10	L	58,867
12/25	DETROIT	27-20	W	70,980

TEAM STATISTICS	MIA.	OPP.
TOTAL FIRST DOWNS	344	305
By Rushing	109	85
By Passing	220	195
By Penalty	15	25
Third Down: Made/Att.	101/219	76/197
Fourth Down: Made/Att.	17/25	8/22
TOTAL NET YARDS	6078	5224
Average Per Game	379.9	326.5
Total Plays	1078	1000
Average Per Play	5.6	5.2
NET YARDS RUSHING	1658	1430
Average Per Game	103.6	89.4
Total Rushes	433	394
NET YARDS PASSING	4420	3794
Average Per Game	276.3	237.1
Tackled/Yards Lost	18/113	29/160
Gross Yards	4533	3954
Attempts/Completions	627/392	577/334
Completion Percentage	62.5	57.9
Had Intercepted	18	23
PUNTS/AVERAGE	60/40.2	68/41.7
PENALTIES/YARDS	92/747	82/653
FUMBLES/BALL LOST	28/14	29/9
TOUCHDOWNS	45	42
By Rushing	13	14
By Passing	31	23
By Returns	1	5

SCORE BY QUARTERS	1	2	3	4	OT	Total
DOLPHINS	22	135	105	124	3	389
OPPONENTS	85	52	87	100	3	327
RUSHING	NO.	YDS.	AVG.	LG	TD	
Parmalee	216	868	4.0	47t	6	
Spikes	70	312	4.5	40	2	
Kirby	60	233	3.9	30	2	
Higgs	19	68	3.6	21	0	
Byars	19	64	3.4	12	2	
Craver	6	43	7.2	19	0	
McDuffie	5	32	6.4	12	0	
Kosar	1	17	17.0	17	0	
Saxon	8	16	2.0	7	0	
Gary	7	11	1.6	4	0	
Marino	22	-6	-0.3	10	1	
DOLPHINS	433	1658	3.8	47t	13	
OPPONENTS	394	1430	3.6	45t	14	

RECEIVING	NO.	YDS.	AVG.	LG	TD
Fryar	73	1270	17.4	54t	7
K. Jackson	59	673	11.4	35	7
Byars	49	418	8.5	34	5
Ingram	44	506	11.5	64t	6
McDuffie	37	488	13.2	30	3
Parmalee	34	249	7.3	22	1
Saxon	27	151	5.6	25	0
Craver	24	237	9.9	28	0
M. Williams	15	221	14.7	29	0
Kirby	14	154	11.0	26	0
Miller	6	94	15.7	27	1
Spikes	4	16	4.0	9	0
R. Williams	2	26	13.0	17	0
Gary	2	19	9.5	11	0
Baty	2	11	5.5	8	1
DOLPHINS	392	4533	11.6	64t	31
OPPONENTS	334	3954	11.8	83t	23

INTERCEPTIONS	NO.	YDS.	AVG.	LG	TD
Vincent	5	113	22.6	58t	1
Brown	3	82	27.3	38	0
Atkins	3	24	8.0	18	0
Stewart	3	11	3.7	11	0
Braxton	2	3	1.5	3	0
Beavers	2	0	0.0	0	0
Hollier	1	36	36.0	36	0
Veasey	1	7	7.0	7	0
Cross	1	0	0.0	0	0
Malone	1	0	0.0	0	0
Oliver	1	0	0.0	0	0
DOLPHINS	23	276	12.0	76t	1
OPPONENTS	18	190	10.6	28t	1

PUNTING	NO.	YDS.	AVG.	LG	BK
Arnold	46	1810	39.3	53	0
Kidd	14	602	43.0	58	0
DOLPHINS	60	2412	40.2	58	0
OPPONENTS	68	2834	41.7	64	0

PUNT RET.	NO.	YDS.	AVG.	LG	TD
McDuffie	32	228	7.1	26	0
Miller	1	13	13.0	13	0
DOLPHINS	33	241	7.3	26	0
OPPONENTS	32	324	10.1	75t	1

KICKOFF RET.	NO.	YDS.	AVG.	LG	TD
McDuffie	36	767	21.3	46	0
Spikes	19	434	22.8	34	0
R. Williams	2	25	12.5	15	0
M. Williams	2	9	4.5	9	0
Parmalee	2	0	0.0	0	0
Braxton	1	34	34.0	34	0
Miller	1	13	13.0	13	0
Saxon	1	12	12.0	12	0
Baty	1	0	0.0	0	0
Ingram	1	0	0.0	0	0
DOLPHINS	66	1294	19.6	46	0
OPPONENTS	74	1549	20.9	93t	2

SCORING	Ru	Pa	Rt	PAT	FG	S	2	TP
Stoyanovich	0	0	0	35/35	24/31	0	0	107
Fryar	0	7	0	0	0	0	0	2
K. Jackson	0	7	0	0	0	0	0	1
Parmalee	6	1	0	0	0	0	0	1
Byars	2	5	0	0	0	0	0	2
Ingram	0	6	0	0	0	0	0	36
McDuffie	0	3	0	0	0	0	0	18
Kirby	2	0	0	0	0	0	0	1
Spikes	2	0	0	0	0	0	0	12
Baty	0	1	0	0	0	0	0	6
Marino	1	0	0	0	0	0	0	6
Miller	0	1	0	0	0	0	0	6
Vincent	0	0	1	0	0	0	0	6
Craver	0	0	0	0	0	0	1	2
DOLPHINS	13	31	1	35/35	24/31	0	5	389
OPPONENTS	14	23	5	40/40	11/18	0	1	351

FIELD GOALS	1-19	20-29	30-39	40-49	50+
Stoyanovich	1/1	8/8	6/10	8/10	1/2
DOLPHINS	1/1	8/8	6/10	8/10	1/2
OPPONENTS	3/3	1/1	3/4	4/0	0/2

TWO-POINT CONVERSIONS
Fryar 2, Craver 1, K. Jackson 1, Kirby 1, Parmalee 1.
DOLPHINS 6-10, OPPONENTS 1-2

SACKS
Cross 9.5, Coleman 6.0, Bowens 3.0, Cox 3.0, Veasey 2.5, Singleton 2.0, Atkins 1.0, Smith 1.0, TEAM 1.0
DOLPHINS 29.0, OPPONENTS 18.0

USUAL STARTERS
OFFENSE
WR - Irving Fryar (16)
LT - Richmond Webb (16)
LG - Keith Sims (16)
LC - Jeff Dellenbach (16)
RT - Bert Weidner (14), Chris Gray (2)
RG - Ron Heller (16)
TE - Keith Jackson (16)
WR - Mark Ingram (13), O.J. McDuffie (3)
QB - Dan Marino (16)
RB - Bernie Parmalee (10), Terry Kirby (4), Mark Higgs (1), Irving Spikes (1)
FB - Keith Byars (9), James Saxon (7)
DEFENSE
LDE - Jeff Cross (10), Larry Webster (6)
DT - *Tim Bowens (15), Craig Veasey (1)
NT - Chuck Klingbeil (15), Larry Webster (1)
RDE - Marco Coleman (16)
LLB - Chris Singleton (11), *Aubrey Beavers (4), Dwight Hollier (1)
MLB - Bryan Cox (13), Chuck Bullough (1)
RLB - *Aubrey Beavers (10), Bryan Cox (3), Troy Vincent (12), Darrell Malone (2), LCB - Muhammad Oliver (2)
RCB - J.B. Brown (16)
SS - Michael Stewart (16)
FS - Gene Atkins (15), Chris Green (1)
SDB - Frankie Smith (2)

* Indicates Rookie

PASSING	ATT.	COMP.	YDS.	PCT.	TD	INT.	LG	SCK/LST	RATING
Marino	615	385	4453	62.6	30	17	64t	18/113	89.2
Kosar	12	7	80	58.3	1	1	22	0/0	71.5
DOLPHINS	627	392	4533	62.5	31	18	64t	18/113	88.8
OPPONENTS	577	334	3954	57.9	23	23	83t	29/160	75.6

1995 FINAL STATISTICS (9-7)

DATE	OPPONENT	SCORE	W/L	ATT.
9/3	N.Y. JETS	52-14	W	71,317
9/10	at New England	20-3	W	60,239
9/18	PITTSBURGH	23-10	W	72,874
10/1	at Cincinnati	26-23	W	52,671
10/8	INDIANAPOLIS 24-27 (OT)	L	68,471	
10/15	at New Orleans	30-33	L	55,628
10/22	at N.Y. Jets	16-17	L	67,228
10/29	BUFFALO	23-6	W	71,066
11/5	at San Diego	24-14	W	61,996
11/12	NEW ENGLAND	17-34	L	70,399
11/20	SAN FRANCISCO	20-44	L	73,080
11/26	at Indianapolis	28-36	L	60,414
12/3	ATLANTA	21-20	W	63,395
12/11	KANSAS CITY	13-6	W	70,321
12/17	at Buffalo	20-23	L	79,531
12/24	at St. Louis	41-22	W	63,876

TEAM STATISTICS	MIA.	OPP.
TOTAL FIRST DOWNS	345	309
By Rushing	98	93
By Passing	225	192
By Penalty	22	24
Third Down: Made/Att.	96/209	68/199
Fourth Down: Made/Att.	10/13	15/32
TOTAL NET YARDS	5716	5244
Average Per Game	357.3	327.8
Total Plays	1034	1000
Average Per Play	5.5	5.2
NET YARDS RUSHING	1506	1675
Average Per Game	94.1	104.7
Total Rushes	413	415
NET YARDS PASSING	4210	3569
Average Per Game	263.1	223.1
Tackled/Yards Lost	29/188	29/187
Gross Yards	4398	3756
Attempts/Completions	592/384	556/327
Completion Percentage	64.9	58.8
Had Intercepted	20	14
PUNTS/AVERAGE	57/42.7	59/41.0
PENALTIES/YARDS	110/907	82/739
FUMBLES/BALL LOST	24/12	30/16
TOUCHDOWNS	46	38
By Rushing	16	7
By Passing	28	30
By Returns	2	1

SCORE BY QUARTERS	1	2	3	4	OT	Total
DOLPHINS	62	137	93	106	0	398
OPPONENTS	44	105	95	85	3	332

RUSHING	NO.	YDS.	AVG.	LG	TD
Parmalee	236	878	3.7	40	9
Kirby	108	414	3.8	38	4
Spikes	32	126	3.9	17	1
Byars	15	44	2.9	15	1
Kosar	7	19	2.7	14	1
Marino	11	14	1.3	12	0
McDuffie	3	6	2.0	11	0
Wilson	1	5	5.0	5	0
DOLPHINS	413	1506	3.6	40	16
OPPONENTS	415	1675	4.0	44	7

PASSING	ATT.	COMP.	YDS.	PCT.	TD	INT.	LG	SCK/LST	RATING
Marino	482	309	3668	64.1	24	15	67t	22/153	90.8
Kosar	108	74	699	68.5	3	0	31t	6/28	76.1
Kirby	1	1	31	100.0	1	0	31t	0/0	158.3
McGwire	1	0	0	0.0	0	0	00	1/7	39.6
DOLPHINS	592	384	4398	64.9	28	20	67t	29/188	88.8
OPPONENTS	556	327	3756	58.8	30	14	50t	29/187	86.7

RECEIVING	NO.	YDS.	AVG.	LG	TD
Kirby	66	618	9.4	46	3
Fryar	62	910	14.7	67t	8
McDuffie	62	819	13.2	48	8
Byars	51	362	7.1	26	2
Green	43	499	11.6	31t	3
Parmalee	39	345	8.8	35	1
Clark	37	525	14.2	42t	2
R. Hill	12	260	21.7	58	0
Spikes	5	18	3.6	13	1
R. Williams	3	28	9.3	13	0
M. Williams	2	17	8.5	15	0
Wilson	1	3	3.0	3	0
Marino	1	-6	-6.0	-6	0
DOLPHINS	384	4398	11.5	67t	28
OPPONENTS	327	3756	11.5	50t	30

INTERCEPTIONS	NO.	YDS.	AVG.	LG	TD
Vincent	5	95	19.0	69t	1
Brown	2	20	10.0	20	0
Jackson	1	23	23.0	23	0
Cox	1	12	12.0	12	0
Beavers	1	8	8.0	8	0
Singleton	1	3	3.0	3	0
Atkins	1	0	0.0	0	0
Buckley	1	0	0.0	0	0
Stewart	1	0	0.0	0	0
DOLPHINS	14	161	11.5	69t	1
OPPONENTS	20	210	10.5	45	0

PUNTING	NO.	YDS.	AVG.	LG	BK
Kidd	57	2433	42.7	56	0
DOLPHINS	57	2433	42.7	56	0
OPPONENTS	59	2420	41.0	61	0

PUNT RET.	NO.	YDS.	AVG.	LG	TD
McDuffie	24	163	6.8	24	0
DOLPHINS	24	163	6.8	24	0
OPPONENTS	35	265	7.6	27	0

KICKOFF RET.	NO.	YDS.	AVG.	LG	TD
McDuffie	23	564	24.5	47	0
Spikes	18	378	21.0	55	0
R. Hill	12	287	23.9	33	0
R. Williams	2	20	10.0	12	0
S. Hill	1	38	38.0	38	0
Dar Dar	1	22	22.0	22	0
Buckley	1	16	16.0	16	0
Milner	1	13	13.0	13	0
DOLPHINS	59	1338	22.7	55	0
OPPONENTS	85	1782	21.0	62	0

SCORING	Ru	Pa	Rt	PAT	FG	S	2	TP
Stoyanovich	0	0	0	37/37	27/34	0	0	118
Parmalee	9	1	0	0	0	0	0	60
McDuffie	0	8	0	0	0	1	1	50
Fryar	0	8	0	0	0	0	0	48
Kirby	4	3	0	0	0	0	0	42
Green	0	3	0	0	0	1	1	20
Byars	1	2	0	0	0	0	0	18
Clark	0	2	0	0	0	0	0	12
Spikes	1	1	0	0	0	0	0	12
Johnson	0	1	0	0	0	0	0	6
Kosar	1	0	0	0	0	0	0	6
Vincent	0	0	1	0	0	0	0	6

DOLPHINS	16	28	2	37/37	27/34	0	2	398
OPPONENTS	7	30	1	31/33	23/31	1	1	332

FIELD GOALS	1-19	20-29	30-39	40-49	50+
Stoyanovich	1/1	7/9	11/12	6/7	2/5
DOLPHINS	1/1	7/9	11/12	6/7	2/5
OPPONENTS	0/1	10/11	8/9	3/6	2/4

TWO-POINT CONVERSIONS
Green I, McDuffie 1
DOLPHINS 2-9, OPPONENTS 1-5

SACKS
Cox 7.5, Coleman 6.5, Cross 6.0, T. Armstrong 4.5, Bowers 2.0, Emtman 1.0, Singleton 1.0, Foxx 0.5
DOLPHINS 29.0, OPPONENTS 29.0

USUAL STARTERS

OFFENSE

WR - Irving Fryar (16)
LT - Richmond Webb (16)
LG - Keith Sims (16)
C - Tim Ruddy (16)
RG - Chris Gray (10), Tom McHale (4), *Andrew Greene (1), Bert Weidner (1)
RT - *Billy Milner (9), Ron Heller (7)
TE - Eric Green (14), Ronnie Williams (2)
WR - O.J. McDuffie (16)
QB - Dan Marino (14), Bernie Kosar (2)
RB - Bernie Parmalee (12), Terry Kirby (4)
FB - Keith Byars (16)

DEFENSE

LDE - Jeff Cross (16)
DT - Tim Bowers (16)
NT - Chuck Klingbell (15), Steve Emtman (1)
RDE - Marco Coleman (16)
LLB - Chris Singleton (15), Aubrey Beavers (1)
MLB - Bryan Cox (16)
RLB - Dwight Hollier (14)
LCB - Troy Vincent (16)
RCB - J.B. Brown (12), Terrell Buckley (4)
SS - Michael Stewart (16)
FS - Gene Atkins (11), Louis Oliver (5)
SDB - Calvin Jackson (1), Frankie Smith (1)

* Indicates Rookie

1996 FINAL STATISTICS (8-8)

DATE	OPPONENT	SCORE	W/L	ATT.
9/1	NEW ENGLAND	24-10	W	71,542
9/8	at Arizona	38-10	W	55,444
9/15	N.Y. JETS	36-27	W	68,137
9/23	at Indianapolis	6-10	L	60,891
10/6	SEATTLE	15-22	L	59,939
10/13	at Buffalo	21-7	W	79,642
10/20	at Philadelphia	28-35	L	66,240
10/27	DALLAS	10-29	L	75,283
11/3	at New England	23-42	L	58,942
11/10	INDIANAPOLIS	37-13	W	66,623
11/17	at Houston	23-20	W	47,358
11/25	PITTSBURGH	17-24	L	73,489
12/1	at Oakland	7-17	L	50,591
12/8	N.Y. GIANTS	7-17	L	63,889
12/16	BUFFALO	16-14	W	67,016
12/22	at N.Y. Jets	31-28	W	47,271

TEAM STATISTICS		MIA.	OPP.
TOTAL FIRST DOWNS	294	306	
By Rushing	92	91	
By Passing	173	191	
By Penalty	29	24	
Third Down: Made/Att.	89/221	65/193	
Fourth Down: Made/Att.	8/19	11/24	
TOTAL NET YARDS	5165	5191	
Average Per Game	322.8	324.4	
Total Plays	1000	987	
Average Per Play	5.2	5.3	
NET YARDS RUSHING	1622	1536	
Average Per Game	101.4	96.0	
Total Rushes	460	411	
NET YARDS PASSING	3543	3655	
Average Per Game	221.4	228.4	
Tackled/Yards Lost	36/240	37/233	
Gross Yards	3783	3888	
Attempts/Completions	504/300	539/337	
Completion Percentage	59.5	62.5	
Had Intercepted	11	20	
PUNTS/AVERAGE	78/46.3	75/43.8	
PENALTIES/YARDS	111/852	98/786	
FUMBLES/BALL LOST	31/13	29/16	
TOUCHDOWNS	41	41	
By Rushing	14	10	
By Passing	22	29	
By Returns	5	2	

SCORE BY QUARTERS		1	2	3	4	OT	Total
DOLPHINS		57	120	84	78	0	339
OPPONENTS		72	89	71	93	0	325

RUSHING	NO.	YDS.	AVG.	LG	TD
Abdul-Jabbar	307	1116	3.6	29	11
Spikes	87	316	3.6	49	3
Parmalee	25	80	3.2	17	0
McPhail	6	28	4.7	10	0
Pritchett	7	27	3.9	16	0
Izzo	1	26	26.0	26	0
Erickson	11	16	1.5	12	0
McDuffie	2	7	3.5	07	0
Kosar	1	6	6.0	06	0
Kidd	1	3	3.0	03	0
R. Wilson	1	0	0.0	00	0
Marino	11	-3	-0.3	07	0
DOLPHINS	460	1622	3.5	49	14
OPPONENTS	411	1536	3.7	49t	10

RECEIVING	NO.	YDS.	AVG.	LG	TD
McDuffie	74	918	12.4	36	8
Barnett	36	562	15.6	66	3
Pritchett	33	354	10.7	74t	2
Drayton	26	320	12.3	51	0
Abdul-Jabbar	23	139	6.0	23	0
R. Hill	21	409	19.5	61	4
Parmalee	21	189	9.0	17	0
McPhail	20	282	14.1	52	0
L. Thomas	10	166	16.6	34	1
Miller	9	116	12.9	22	0
Spikes	8	81	10.1	19	1
Jordan	7	152	21.7	43	0
Byars	5	40	8.0	16	0
Carolan	4	48	12.0	21	1
R. Wilson	2	5	2.5	3t	1
Wainright	1	2	2.0	2t	1
DOLPHINS	300	3783	12.6	74t	22
OPPONENTS	337	3888	11.5	84t	29

INTERCEPTIONS	NO.	YDS.	AVG.	LG	TD
Buckley	6	164	27.3	91t	1
Oliver	3	110	36.7	60	0
Jackson	3	82	27.3	61t	1
Z. Thomas	3	64	21.3	27	1
Wooden	2	15	7.5	15	0
J.B. Brown	1	29	29.0	29	0
Hollier	1	11	11.0	11	0
S. Hill	1	0	0.0	0	0
DOLPHINS	20	475	23.8	91t	3
OPPONENTS	11	256	23.3	100t	1

PUNTING	NO.	YDS.	AVG.	LG	BK
Kidd	78	3611	46.3	63	0
DOLPHINS	78	3611	46.3	63	0
OPPONENTS	75	3283	43.8	80	2

PUNT RET.	NO.	YDS.	AVG.	LG	TD
McDuffie	22	212	9.6	19	0
Buckley	3	24	8.0	13	0
Miller	1	15	15.0	15	0
DOLPHINS	26	251	9.7	19	0
OPPONENTS	48	368	7.7	26	0

KICKOFF RET.	NO.	YDS.	AVG.	LG	TD
Spikes	28	681	24.3	59	0
McPhail	15	335	22.3	40	0
Dar Dar	7	132	18.9	25	0
Jordan	4	81	20.3	22	0
R. Hill	2	4	2.0	4	0
Buckley	1	48	48.0	48	0
Z. Thomas	1	17	17.0	17	0
R. Wilson	1	12	12.0	12	0
Wainright	1	10	10.0	10	0
DOLPHINS	60	1320	22.0	59	0
OPPONENTS	48	1058	22.0	54	0

SCORING	Ru	Pa	Rt	PAT	FG	S	2	TP
Nedney	0	0	0	36/36	18/29	0	0	89
Abdul-Jabbar	11	0	0	0	0	0	0	66
McDuffie	0	8	0	0	0	0	0	48
R. Hill	0	4	0	0	0	0	0	24
Spikes	3	1	0	0	0	0	0	24
Barnett	0	3	0	0	0	0	0	18
Pritchett	0	2	0	0	0	0	0	12
Buckley	0	0	1	0	0	0	0	6
Carolan	0	1	0	0	0	0	0	6
S. Hill	0	0	1	0	0	0	0	6
Jackson	0	0	1	0	0	0	0	6
Miller	0	0	1	0	0	0	0	6
L. Thomas	0	1	0	0	0	0	0	6
Z. Thomas	0	0	1	0	0	0	0	6
Wainright	0	1	0	0	0	0	0	6
R. Wilson	0	1	0	0	0	0	0	6
Drayton	0	0	0	0	0	0	1	2
DOLPHINS	14	22	5	35/36	18/29	0	1	339
OPPONENTS	10	29	2	38/39	13/17	0	1	325

FIELD GOALS	1-19	20-29	30-39	40-49	50+
Nedney	1/1	7/7	7/11	3/8	0/2
DOLPHINS	1/1	7/7	7/11	3/8	0/2
OPPONENTS	1/1	5/6	5/5	2/5	0/0

TWO-POINT CONVERSIONS	
Drayton	1
DOLPHINS 1-5, OPPONENTS 1-2	

SACKS	
Armstrong	12.0, Stubbs 9.0, Bowers 3.0, Burton 3.0, Emtman 2.0, Z. Thomas 2.0, Jackson 1.5, Bailey 1.0, Gardner 1.0, S. Hill 1.0, Hollier 1.0, Hand 0.5
DOLPHINS 37.0, OPPONENTS 36.0	

USUAL STARTERS

OFFENSE	
WR	- Fred Barnett (7), Randal Hill (5), Lamar Thomas (3), Scott Miller (1)
LT	- Richmond Webb (16)
LG	- Keith Sims (15), *Jeff Buckley (1)
CG	- Tim Ruddy (16)
RG	- Chris Gray (11), Everett McIver (5)
RT	- James Brown (16)
TE	- Troy Drayton (10), Keith Byars (4), Brett Carolan (2)
WR	- O.J. McDuffie (16)
QB	- Dan Marino (13), Craig Erickson (3)
RB	- *Karim Abdul-Jabbar (14), *Jerris McPhail (1), Irving Spikes (1)
FB	- *Stanley Pritchett (16)

DEFENSE	
LDE	- Jeff Cross (16)
DT	- Tim Brown (16)
NT	- Chuck Klingbell (15), Steve Emtman (1)
RDE	- Marco Coleman (16)
LLB	- Chris Singleton (15), Aubrey Beavers (1)
MLB	- Bryan Cox (16)
RLB	- Dwight Hollier (14)
LCB	- Troy Vincent (16)
RCB	- J.B. Brown (12), Terrell Buckley (4)
SS	- Michael Stewart (16)
FS	- Gene Atkins (11), Louis Oliver (5)
SDB	- Calvin Jackson (1), Frankie Smith (1)

* Indicates Rookie

PASSING	ATT.	COMP.	YDS.	PCT.	TD	INT.	LG	SCK/LST	RATING
Marino	373	221	2795	59.2	17	9	74t	18/131	87.8
Erickson	99	55	780	55.6	4	2	61	11/72	86.3
Kosar	32	24	208	75.0	1	0	20	6/34	102.1
Abdul-Jabbar	0	0	0	0.0	0	0	00	1/3	0.0
DOLPHINS	504	300	3783	59.5	22	11	74t	36/240	88.4
OPPONENTS	539	337	3888	62.5	29	20	84t	37/233	86.7

1997 FINAL STATISTICS (9-7)

DATE	OPPONENT	SCORE	W/L	ATT.
8/31	INDIANAPOLIS	16-10	W	70,813
9/7	TENNESSEE	16-13 (OT)	W	64,439
9/14	at Green Bay	18-23	L	60,075
9/21	at Tampa Bay	21-31	L	73,314
10/5	KANSAS CITY	17-14	W	71,794
10/12	at N.Y. Jets	31-20	W	75,601
10/19	at Baltimore	24-13	W	64,354
10/27	CHICAGO	33-30 (OT)	L	73,156
11/2	at Buffalo	6-9	L	78,011
11/9	N.Y. JETS	24-17	W	73,809
11/17	BUFFALO	30-13	W	74,155
11/23	at New England	24-27	L	59,002
11/30	at Oakland	34-16	W	50,569
12/7	DETROIT	33-30	W	72,266
12/14	at Indianapolis	0-41	L	61,282
12/22	NEW ENGLAND	12-14	L	74,379

TEAM STATISTICS	MIA.	OPP.
TOTAL FIRST DOWNS	311	299
By Rushing	87	106
By Passing	199	177
By Penalty	25	16
Third Down: Made/Att.	82/217	92/215
Third Down Efficiency	37.8	42.8
Fourth Down: Made/Att.	13/23	7/18
TOTAL NET YARDS	5135	5364
Average Per Game	320.9	335.3
Total Plays	1028	1004
Average Per Play	5.0	5.3
NET YARDS RUSHING	1343	1813
Average Per Game	83.9	113.3
Total Rushes	430	443
NET YARDS PASSING	3792	3551
Average Per Game	237.0	221.9
Tackled/Yards Lost	22/153	31/231
Gross Yards	3945	3782
Attempts/Completions	576/332	530/329
Completion Percentage	57.6	62.1
Had Intercepted	12	10
PUNTS/AVERAGE	68/43.6	63/42.5
PENALTIES/YARDS	93/783	92/892
FUMBLES/BALL LOST	22/8	31/17
TOUCHDOWNS	37	36
By Rushing	18	9
By Passing	16	23
By Returns	3	4

SCORE BY QUARTERS	1	2	3	4	OT	Total
DOLPHINS	67	103	49	117	3	339
OPPONENTS	43	135	51	95	3	327
RUSHING	NO.	YDS.	AVG.	LG	TD	
Abdul-Jabbar	283	892	3.2	22	15	
Spikes	63	180	2.9	14	2	
McPhail	17	146	8.6	71	1	
Parmalee	18	59	3.3	12	0	
Phillips	18	44	2.4	08	0	
Jordan	3	12	4.0	16	0	
Erickson	4	8	2.0	04	0	
Pritchett	3	7	2.3	04	0	
Kidd	1	4	4.0	04	0	
Nealy	1	3	3.0	03	0	
Potts	1	3	3.0	03	0	
Marino	18	-14	-0.8	01	0	
DOLPHINS	430	1343	3.1	71t	18	
OPPONENTS	443	1813	4.1	43t	9	

RECEIVING	NO.	YDS.	AVG.	LG	TD
McDuffie	76	943	12.4	55	1
Drayton	39	558	14.3	30t	4
McPhail	34	262	7.7	19	1
Abdul-Jabbar	29	261	9.0	36t	1
L. Thomas	28	402	14.4	26	2
Parmalee	28	301	10.8	29	1
Jordan	27	471	17.4	44t	3
Perriman	19	309	16.3	26	1
Barnett	17	166	9.8	20	1
Perry	11	45	4.1	10	1
Manning	7	85	12.1	21	0
Spikes	7	70	10.0	24	0
Pritchett	5	35	7.0	17	0
Potts	3	27	9.0	13	0
Phillips	1	6	6.0	6	0
Dotson	1	4	4.0	4	0

DOLPHINS	332	3945	11.9	55	16
OPPONENTS	329	3782	11.5	70	23

INTERCEPTIONS	NO.	YDS.	AVG.	LG	TD
Buckley	4	26	6.5	12	0
Teague	2	25	12.5	23	0
Wooden	2	10	5.0	10	0
Madison	1	21	21.0	21	0
Z. Thomas	1	10	10.0	10	0

DOLPHINS	10	92	9.2	23	0
OPPONENTS	12	307	25.6	100t	4

PUNTING	NO.	YDS.	AVG.	LG	BK
Kidd	52	2247	43.2	58	0
Richardson	11	480	43.6	54	0
Mare	5	235	47.0	53	0

DOLPHINS	68	2962	43.6	58	0
OPPONENTS	63	2679	42.5	65	0

PUNT RET.	NO.	YDS.	AVG.	LG	TD
Jordan	26	273	10.5	38	0
Buckley	4	58	14.5	26	0
McDuffie	2	4	2.0	3	0

DOLPHINS	32	335	10.5	38	0
OPPONENTS	43	323	7.5	25	0

KICKOFF RET.	NO.	YDS.	AVG.	LG	TD
Spikes	24	565	23.5	48	0
McPhail	15	314	20.9	39	0
C. Harris	11	224	20.4	34	0
Ismail	8	166	20.8	27	0
Potts	1	16	16.0	16	0
Perry	1	7	7.0	7	0
Jordan	1	6	6.0	6	0
A. Harris	1	0	0.0	0	0
Hollier	1	0	0.0	0	0

DOLPHINS	63	1298	20.6	48	0
OPPONENTS	53	1018	19.2	40	0

SCORING	Ru	Pa	Rt	PAT	FG	S	2	TP
Mare	0	0	0	33/33	28/36	0	0	117
Abdul-Jabbar	15	1	0	0/0	0/0	0	0	96
Drayton	4	0	0	0/0	0/0	0	0	24
Jordan	0	3	0	0/0	0/0	0	0	18
McDuffie	0	1	1	0/0	0/0	0	0	12
McPhail	1	1	0	0/0	0/0	0	0	12
Spikes	2	3	0	0/0	0/0	0	0	12
L. Thomas	0	2	0	0/0	0/0	0	0	12
Barnett	0	1	0	0/0	0/0	0	0	6
Bowens	0	1	0	0/0	0/0	0	0	6
Buckley	0	0	1	0/0	0/0	0	0	6
Parmalee	1	0	0	0/0	0/0	0	0	6
Perriman	0	1	0	0/0	0/0	0	0	6
Perry	0	1	0	0/0	0/0	0	0	6

DOLPHINS	18	16	3	33/33	28/36	0	0	0
OPPONENTS	9	23	4	30/32	25/35	1	2	327

FIELD GOALS	1-19	20-29	30-39	40-49	50+
Mare	2/2	14/15	8/10	3/6	1/3

DOLPHINS	2/2	14/15	8/10	3/6	1/3
OPPONENTS	0/0	11/11	9/12	4/9	1/3

TWO-POINT CONVERSIONS
DOLPHINS 0-4, OPPONENTS 2-4

SACKS
Armstrong 5.5, Bowens 5.0, Rodgers 5.0, Taylor 5.0, Burton 4.0, Wilson 2.0, Gardener 1.5, A. Harris 1.0, Stubbs 1.0, Jackson 0.5, Z. Thomas 0.5.
DOLPHINS 31.0, OPPONENTS 22.0

USUAL STARTERS

OFFENSE

WR - O.J. McDuffie (16)
LT - Richmond Webb (16)
LG - Jeff Buckley (12), Keith Sims (4)
CG - Tim Ruddy (15), John Bock (1)
RC - Everett McIver (14), John Bock (2)
RT - James Brown (16)
TE - Troy Drayton (15)
WR - Lamar Thomas (6), Fred Barnett (5), Brett Perriman (5)
QB - Dan Marino (16)
RB - Karim Abdul Jabbar (14), Jerris McPhail (1), Irving Spikes (1)
Stanley Fritchett (5), Bernie Parmalee
FB - (4), Dewayne Dotson (2), Roosevelt Potts (1)
3WR - Charles Jordan (1)
2TE - Ed Perry (4)

DEFENSE

LDE - Trace Armstrong (16)
LDT - Tim Bowens (16)
RDT - Daryl Gardener (16)
RDE - *Jason Taylor (11), Shane Burton (4), Dunstan Anderson (1)
LLB - Anthony Harris (14), Dwight Hollier (2)
MLB - Zach Thomas (15), Dwight Hollier (1)
RLB - *Derrick Rodgers (14), Anthony Harris (2)
LCB - Terrell Buckley (15), Calvin Jackson (11)
RCB - Calvin Jackson (11), *Sam Madison (3), Terrell Buckley (1), Tim Jacobs (1)
SS - Shawn Wooden (15), Corey Harris (1)
FS - Corey Harris (6), George Teague (6), Calvin Jackson (4)
SDB - Calvin Jackson (1), Frankie Smith (1)

* Indicates Rookie

PASSING	ATT.	COMP.	YDS.	PCT.	TD	INT.	LG	SCK/LST	RATING
Marino	548	319	3780	58.2	16	11	55	20/132	80.7
Erickson	28	13	165	46.4	0	1	27	2/21	50.4
DOLPHINS	576	332	3945	57.6	16	12	55	22/153	79.2
OPPONENTS	530	329	3782	62.1	23	10	70	31/231	90.1

1998 FINAL STATISTICS (10-6)

DATE	OPPONENT	SCORE	W/L	ATT.
9/6	at Indianapolis	24-15	W	60,587
9/13	BUFFALO	13-7	W	73,097
9/20	PITTSBURGH	21-0	W	73,948
10/4	at N.Y. Jets	9-20	L	75,257
10/12	at Jacksonville	21-28	L	74,051
10/18	ST. LOUIS	14-0	W	65,418
10/25	NEW ENGLAND 12-9 (OT)	W	73,973	
11/1	at Buffalo	24-30	L	79,011
11/8	INDIANAPOLIS	27-14	W	73,400
11/15	at Carolina	13-9	W	67,887
11/23	at New England	23-26	L	58,729
11/29	NEW ORLEANS	30-10	W	73,216
12/6	at Oakland	27-17	W	61,254
12/13	N.Y. JETS	16-21	L	74,369
12/21	DENVER	31-21	W	74,363
12/27	at Atlanta	16-38	L	69,754

TEAM STATISTICS		MIA.	OPP.
TOTAL FIRST DOWNS		269	257
By Rushing		73	75
By Passing		176	148
By Penalty		20	34
Third Down: Made/Att.		81/226	70/213
Third Down Efficiency		35.8	32.9
Fourth Down: Made/Att.		6/12	6/11
TOTAL NET YARDS		4930	4435
Average Per Game		308.1	277.2
Total Plays		1028	944
Average Per Play		4.8	4.7
NET YARDS RUSHING		1535	1511
Average Per Game		95.9	94.4
Total Rushes		458	395
NET YARDS PASSING		3395	2924
Average Per Game		212.2	182.8
Tackled/Yards Lost..		24/187	45/270
Gross Yards		3582	3194
Attempts/Completions		546/316	504/252
Completion Percentage		57.9	50.0
Had Intercepted		16	29
PUNTS/AVERAGE		97/41.9	88/45.3
PENALTIES/YARDS		106/864	97/875
FUMBLES/BALL LOST		25/12	25/7
TOUCHDOWNS		37	28
By Rushing		10	6
By Passing		23	17
By Returns		4	5

SCORE BY QUARTERS	1	2	3	4	OT	Total
DOLPHINS	54	115	61	88	3	321
OPPONENTS	51	70	44	100	0	265

RUSHING	NO.	YDS.	AVG.	LG	TD
Abdul-Jabbar	270	960	3.6	45	6
Avery	143	503	3.5	44	2
Parmalee	8	20	2.5	10	0
Pritchett	6	19	3.2	11	1
Moore	4	12	3.0	4	0
McDuffie	3	11	3.7	5	0
Lusk	1	7	7.0	7	0
Doxzon	2	6	3.0	3	0
Marino	21	-3	-0.1	10	1
DOLPHINS	458	1535	3.4	45	10
OPPONENTS	395	1511	3.8	77t	6

RECEIVING	NO.	YDS.	AVG.	LG	TD
McDuffie	90	1050	11.7	61t	7
Gadsden	48	713	14.9	50	7
L. Thomas	43	603	14.0	56t	5
Drayton	30	334	11.1	35	3
Perry	25	255	10.2	46	0
Parmalee	21	221	10.5	23	0
Abdul-Jabbar	21	102	4.9	18	0
Pritchett	17	97	5.7	24	0
Avery	10	67	6.7	19t	1
Jacquet	8	122	15.3	29	0
Jordan	2	17	8.5	9	0
Moore	1	1	1.0	1	0
DOLPHINS	316	3582	11.3	61t	23
OPPONENTS	252	3194	12.7	62t	17

INTERCEPTIONS	NO.	YDS.	AVG.	LG	TD
Buckley	8	157	19.6	61	1
Madison	8	114	14.3	35	0
Walker	4	12	3.0	07	0
Z. Thomas	3	21	7.0	17t	2
Jones	2	14	7.0	14t	1
Surtain	2	1	0.5	1	0
Wilson	1	0	0.0	0	0
Gardener	1	-1	-1.0	-1	0
DOLPHINS	29	318	11.0	61	4
OPPONENTS	16	365	22.8	87	2

PUNTING	NO.	YDS.	AVG.	LG	BK
Wilmsmeyer	93	3949	42.5	57	1
Mare	3	115	38.3	43	0
DOLPHINS	97	4064	41.9	57	1
OPPONENTS	88	3986	45.3	73	0

PUNT RET.	NO.	YDS.	AVG.	LG	TD
Buckley	29	354	12.2	35	0
McDuffie	12	141	11.8	39	0
Jordan	5	47	9.4	24	0
DOLPHINS	46	542	11.8	39	0
OPPONENTS	43	339	7.9	40	0

KICKOFF RET.	NO.	YDS.	AVG.	LG	TD
Avery	43	1085	25.2	55	0
Marion	6	109	18.2	28	0
Jacquet	4	103	25.8	37	0
DOLPHINS	53	1297	24.5	55	0
OPPONENTS	56	1227	21.9	95t	1

SCORING	Ru	Pa	Rt	PAT	FG	S	2	TP
Mare	0	0	0	33/34	22/27	0	0	99
Gadsden	0	7	0	0	0	0	0	42
McDuffie	0	7	0	0	0	0	0	42
Abdul-Jabbar	6	0	0	0	0	0	0	36
L. Thomas	0	5	0	0	0	0	0	30
Avery	2	1	0	0	0	0	0	18
Drayton	0	3	0	0	0	0	0	18
Z. Thomas	0	0	2	0	0	0	0	12
Buckley	0	0	1	0	0	0	0	6
Jones	0	0	1	0	0	0	0	6
Marino	1	0	0	0	0	0	0	6
Pritchett	1	0	0	0	0	0	0	6
DOLPHINS	10	23	4	33/34	22/27	0	0	321
OPPONENTS	6	17	5	24/24	23/32	0	2	265

FIELD GOALS	1-19	20-29	30-39	40-49	50+
Mare	0/0	12/13	5/5	5/7	0/2
DOLPHINS	0/0	12/13	5/5	5/7	0/2
OPPONENTS	0/1	8/8	5/6	8/15	2/2

TWO-POINT CONVERSIONS	
DOLPHINS 0-3, OPPONENTS 2-4	

SACKS	
Armstrong 10.5, Taylor 9.0, Bromell 8.0, Jones 5.0, Rodgers 2.5, Burton 2.0, Mixon 2.0, Z. Thomas 2.0, Gardener 1.0, Jackson 1.0, Madison 1.0, TEAM 1.0	
DOLPHINS 45.0, OPPONENTS 24.0	

USUAL STARTERS	
OFFENSE	
WR	- Oronde Gadsden (12), Lamar Thomas (2)
LT	- Richmond Webb (9), Brent Smith (7)
LG	- Mark Dixon (10), John Bock (6)
C	- Tim Ruddy (16)
RG	- Kevin Donnalley (14), Mike Sheldon (2)
RT	- James Brown (16)
TE	- Troy Drayton (15), Ed Perry (1)
WR	- O.J. McDuffie (16)
QB	- Dan Marino (16)
RB	- Karim Abdul-Jabbar (15), Ron Moore (1)
FB	- Stanley Pritchett (12)
ZTE	- Ed Perry (4), Hendrick Lusk (1), Frank Wainright (1)

DEFENSE	
LDE	- *Kenny Mixon (16)
LDT	- Tim Bowens (16)
RDT	- Daryl Gardener (16)
RDE	- Jason Taylor (15), Daniel Stubbs (1)
LLB	- Derrick Rodgers (16)
MLB	- Zach Thomas (16)
RLB	- Robert Jones (16)
LCB	- Terrell Buckley (16)
RCB	- Sam Madison (16)
SS	- Calvin Jackson (15), Shawn Wooden (1)
FS	- Brock Marion (16)

* Indicates Rookie

PASSING	ATT.	COMP.	YDS.	PCT.	TD	INT.	LG	SCK/LST	RATING
Marino	537	310	3497	57.7	23	15	61t	23/178	80.0
Huard	9	6	85	66.7	0	1	24	1/9	57.4
DOLPHINS	546	316	3582	57.9	23	16	61t	24/187	79.5
OPPONENTS	504	252	3194	50.0	17	29	62t	45/270	57.4

1999 FINAL STATISTICS (9-7)

DATE	OPPONENT	SCORE	W/L	ATT.
9/13	at Denver	38-21	W	75/623
9/19	ARIZONA	19-16	W	73/618
10/4	BUFFALO	18-23	L	74,073
10/10	at Indianapolis	34-31	W	56,810
10/17	at New England	31-30	W	60,006
10/24	Philadelphia	16-13	W	73,975
10/31	at Oakland	16-9	W	61,556
11/7	TENNESSEE	17-0	W	74,109
11/14	at Buffalo	3-23	L	72,810
11/21	NEW ENGLAND	27-17	W	74,295
11/25	at Dallas	0-20	L	64,328
12/5	INDIANAPOLIS	34-37	L	74,096
12/12	at N.Y. Jets	20-28	L	78,246
12/19	SAN DIEGO	12-9	W	73,765
12/27	N.Y. JETS	31-38	L	74,230
1/2	at Washington	10-21	L	78,106

TEAM STATISTICS	MIA.	OPP.
TOTAL FIRST DOWNS	287	252
By Rushing	81	79
By Passing	188	145
By Penalty	18	28
Third Down: Made/Att.	80/236	60/208
Third Down Efficiency	33.9	28.8
Fourth Down: Made/Att.	8/14	8/16
TOTAL NET YARDS	4938	4404
Average Per Game	308.6	275.3
Total Plays	1071	936
Average Per Play	4.6	4.7
NET YARDS RUSHING	1453	1476
Average Per Game	90.8	92.3
Total Rushes	445	413
NET YARDS PASSING	3485	2928
Average Per Game	217.8	183.0
Tackled/Yards Lost	37/251	39/240
Gross Yards	3736	3168
Attempts/Completions	589/329	484/256
Completion Percentage	55.9	52.9
Had Intercepted	21	18
PUNTS/AVERAGE	81/41.0	85/41.1
PENALTIES/YARDS	111/936	80/708
FUMBLES/BALL LOST	23/13	19/10
TOUCHDOWNS	30	35
By Rushing	8	6
By Passing	20	19
By Returns	2	10

SCORE BY QUARTERS	1	2	3	4	OT	Total
DOLPHINS	50	106	58	112	0	326
OPPONENTS	73	83	75	105	0	336

RUSHING	NO.	YDS.	AVG.	LG	TD
Johnson	164	558	3.4	34	4
Collins	131	414	3.2	25t	2
Pritchett	47	158	3.4	25	1
Huard	28	124	4.4	25	0
Denson	28	98	3.5	20	0
Abdul-Jabbar	28	95	3.4	12	1
Konrad	9	16	1.8	5	0
Jacquet	1	4	4.0	4	0
Zolak	2	-2	-1.0	-1	0
Marino	6	-6	-1.0	0	0
Martin	1	-6	-6.0	-6	0
DOLPHINS	445	1453	3.3	34	8
OPPONENTS	413	1476	3.6	43	6

PASSING	ATT.	COMP.	YDS.	PCT.	TD	INT.	LG	SCK/LST	RATING
Marino	369	204	2448	55.3	12	17	62	9/66	67.4
Huard	216	125	1288	57.9	8	4	69t	28/185	79.8
Zolak	4	0	0	0.0	0	0	0.0	0/0	39.6
DOLPHINS	589	329	3736	55.9	20	21	69t	37/251	71.5
OPPONENTS	484	256	3168	52.9	19	18	68t	39/240	71.0

RECEIVING	NO.	YDS.	AVG.	LG	TD
Martin	67	1037	15.5	69t	5
Gadsden	48	803	16.7	62	6
McDuffie	43	516	12.0	34	2
Pritchett	43	312	7.3	30	4
Konrad	34	251	7.4	25	1
Drayton	32	299	9.3	26	1
Green	18	234	13.0	27	0
Johnson	15	100	6.7	17	0
Goodwin	8	55	6.9	14	0
Collins	6	32	5.3	12	0
Denson	4	28	7.0	10	0
Abdul-Jabbar	4	25	6.3	14	0
Perry	3	8	2.7	5	1
McKenzie	2	18	9.0	13	0
Jacquet	1	18	18.0	18	0
Huard	1	0	0.0	0	0
DOLPHINS	329	3736	11.4	69t	20
OPPONENTS	256	3168	12.4	68t	19

INTERCEPTIONS	NO.	YDS.	AVG.	LG	TD
Madison	7	164	23.4	42	1
Buckley	3	3	1.0	18	0
Marion	2	30	15.0	28	0
Surtain	2	28	14.0	28	0
Wilson	1	13	13.0	13	0
Rodgers	1	5	5.0	5	0
Taylor	1	0	0.0	0	0
Z. Thomas	1	0	0.0	0	0
DOLPHINS	18	243	13.5	42	1
OPPONENTS	21	567	27.0	98t	7

PUNTING	NO.	YDS.	AVG.	LG	BK
Hutton	73	2978	40.8	63	0
Bartholomew	7	308	44.0	51	0
Mare	1	36	36.0	36	0
DOLPHINS	81	3322	41.0	63	0
OPPONENTS	85	3495	41.1	57	0

PUNT RET.	NO.	YDS.	AVG.	LG	TD
Jacquet	28	351	12.5	45	0
Buckley	8	13	1.6	8	0
McDuffie	7	62	8.9	21	0
Preston	1	6	6.0	6	0
DOLPHINS	44	432	9.8	45	0
OPPONENTS	42	424	10.1	43	0

KICKOFF RET.	NO.	YDS.	AVG.	LG	TD
Marion	62	1524	24.6	93	0
Wilson	3	50	16.7	23	0
Avery	2	55	27.5	33	0
Johnson	2	26	13.0	19	0
Jacquet	1	26	26.0	26	0
McDuffie	1	17	17.0	17	0
Z. Thomas	1	15	15.0	15	0
DOLPHINS	72	1713	23.8	93	0
OPPONENTS	58	1282	22.1	97t	1

SCORING	Ru	Pa	Rt	PAT	FG	S	2	TP
Mare	0	0	0	27/27	39/46	0	0	144
Gadsden	0	6	0	0/0	0/0	0	0	36
Martin	0	5	0	0/0	0/0	0	0	30
Pritchett	1	4	0	0/0	0/0	0	0	30
Johnson	4	0	0	0/0	0/0	0	0	24
Collins	2	0	0	0/0	0/0	0	0	12
McDuffie	0	2	0	0/0	0/0	0	0	12
Madison	0	0	1	0/0	0/0	1	0	8
Abdul-Jabbar	1	0	0	0/0	0/0	0	0	6
Drayton	0	1	0	0/0	0/0	0	0	6
Konrad	0	1	0	0/0	0/0	0	0	6
Perry	0	1	0	0/0	0/0	0	0	6
Taylor	0	0	1	0/0	0/0	0	0	6
DOLPHINS	8	20	2	27/27	39/46	1	3	326
OPPONENTS	6	19	10	33/35	31/40	0	0	336

FIELD GOALS	1-19	20-29	30-39	40-49	50+
Mare	1/1	9/9	17/17	9/14	3/5
DOLPHINS	1/1	9/9	17/17	9/14	3/5
OPPONENTS	0/0	6/6	10/14	12/16	3/4

TWO-POINT CONVERSIONS
DOLPHINS 0-3, OPPONENTS 0-0

SACKS
Owens 8.5, Armstrong 7.5, Bromell 5.0, Gardener 5.0, Wilson 3.0, Taylor 2.5, Surtain 2.0, Bowens 1.5, Buckley 1.0, Jackson 1.0, Marion 1.0, Z. Thomas 1.0.
DOLPHINS 39.0, OPPONENTS 37.0

USUAL STARTERS

OFFENSE
WR - Tony Martin (13)
LT - Richmond Webb (14), Brent Smith (2)
LG - Mark Dixon (13), Kevin Gogan (3)
C - Tim Ruddy (16)
RG - Kevin Donnalley (9), Kevin Gogan (7)
RT - James Brown (14), Brent Smith (2)
TE - Troy Drayton (13), Hunter Goodwin (2)
WR - O.J. McDuffie (10), Oronde Gadsden (6)
QB - Dan Marino (11), Damon Huard (5)
Cecil Collins (6), *J.J. Johnson (4), Karim Abdul-Jabbar (3), Stanley Pritchett (2), Austry Denson (1)
RB - Karim Abdul-Jabbar (3), Stanley Pritchett (2), Austry Denson (1)
FB - *Rob Konrad (7), Stanley Pritchett (5)
3WR - Oronde Gadsden (1), Yatil Green (1)
2TE - Hunter Goodwin (3), Ed Perry (1)

DEFENSE
LDE - Rich Owens (12), Trace Armstrong (2), Kenny Mixon (2)
LDT - Tim Bowens (15), Rich Owens (1)
RDT - Daryl Gardener (15), Lorenzo Bromell (1)
RDE - Jason Taylor (15), Rich Owens (1)
LLB - Derrick Rodgers (15)
MLB - Zach Thomas (16)
RLB - Robert Jones (15)
LCB - Terrell Buckley (11), Patrick Surtain (5)
RCB - Sam Madison (16)
SS - Calvin Jackson (10), Shawn Wooden (6)
FS - Brock Marion (16)
SDB - Patrick Surtain (1)
6DB - Jerry Wilson (1)

* Indicates Rookie

2000 FINAL STATISTICS (11-5)

DATE	OPPONENT	SCORE	W/L	ATT.
9/3	SEATTLE	23-0	W	72,949
9/10	at Minnesota	7-13	L	64,112
9/17	BALTIMORE	19-6	W	73,464
9/24	NEW ENGLAND	10-3	W	73,344
10/1	at Cincinnati	31-16	W	61,535
10/8	BUFFALO	22-13	W	73,901
10/23	at N.Y. Jets	37-40 (OT)	L	78,389
10/29	GREEN BAY	28-20	W	73,740
11/5	at Detroit	23-8	W	77,813
11/12	at San Diego	17-7	W	56,896
11/19	N.Y. JETS	3-20	L	74,320
11/26	at Indianapolis	17-14	W	56,935
12/3	at Buffalo	33-6	W	73,002
12/10	TAMPA BAY	13-16	L	74,307
12/17	INDIANAPOLIS	13-20	L	73,884
12/24	at New England	27-24	W	60,292

TEAM STATISTICS	MIA.	OPP.
TOTAL FIRST DOWNS	251	289
By Rushing	104	92
By Passing	122	156
By Penalty	25	41
Third Down: Made/Att.	75/214	70/211
Third Down: Efficiency	35.0	33.2
Fourth Down: Made/Att.	4/6	8/15
TOTAL NET YARDS	4461	4636
Average Per Game	278.8	289.8
Total Plays	945	995
Average Per Play	4.7	4.7
NET YARDS RUSHING	1894	1736
Average Per Game	118.4	108.5
Total Rushes	496	417
NET YARDS PASSING	2567	2900
Average Per Game	160.4	181.3
Tackled/Yards Lost	28/153	48/270
Gross Yards	2720	3170
Attempts/Completions	421/243	530/282
Completion Percentage	57.7	53.2
Had Intercepted	17	28
PUNTS/AVERAGE	92/42.1	87/40.6
PENALTIES/YARDS	115/920	86/793
FUMBLES/BALL LOST	12/9	30/13
TOUCHDOWNS	34	23
By Rushing	16	9
By Passing	15	13
By Returns	3	1

SCORE BY QUARTERS	1	2	3	4	OT	Total
DOLPHINS	67	109	90	57	0	323
OPPONENTS	50	57	9	107	3	226

RUSHING	NO.	YDS.	AVG.	LG	TD
L. Smith	309	1139	3.7	68	14
Fiedler	54	267	4.9	30	1
Johnson	50	168	3.4	16	1
T. Thomas	28	136	4.9	25	0
Denson	31	108	3.5	12	0
Izzo	1	39	39.0	39	0
Konrad	15	39	2.6	05	0
Shepherd	4	3	0.8	14	0
Emanuel	3	-2	-0.7	00	0
McDuffie	1	-3	-3.0	-3	0
DOLPHINS	496	1894	3.8	68	16
OPPONENTS	417	1736	4.2	45	9

PASSING	ATT.	COMP.	YDS.	PCT.	TD	INT.	LG	SCK/LST	RATING
Fiedler	357	204	2402	57.1	14	14	61	23/129	74.5
Huard	63	39	318	61.9	1	3	29	4/22	60.2
L. Smith	1	0	0	0.00	0	0	00	0/0	39.6
T. Thomas	0	0	0	0.00	0	0	00	1/2	-
DOLPHINS	421	243	2720	57.7	15	17	61	28/153	72.2
OPPONENTS	530	282	3170	53.2	13	28	59	48/270	57.5

RECEIVING	NO.	YDS.	AVG.	LG	TD
Gadsden	56	786	14.0	61	6
Shepherd	35	446	12.7	46	4
L. Smith	31	201	6.5	28	2
Martin	26	393	15.1	44	0
T. Thomas	16	117	7.3	15	1
McDuffie	14	143	10.2	24	0
Denson	14	105	7.5	28	0
Konrad	14	83	5.9	18	0
Weaver	10	179	17.9	41	0
Johnson	10	61	6.1	11	0
Emanuel	7	132	18.9	53	1
Goodwin	6	36	6.0	9	1
Ogden	2	24	12.0	12	0
Dyer	2	14	7.0	13	0
DOLPHINS	243	2720	11.2	61	15
OPPONENTS	282	3170	11.2	59	13

INTERCEPTIONS	NO.	YDS.	AVG.	LG	TD
Walker	7	80	11.4	31	0
Madison	5	80	16.0	34	0
Marion	5	72	14.4	24	0
Surtain	5	55	11.0	43	0
Wilson	1	19	19.0	19	0
Taylor	1	2	2.0	2	0
Bowens	1	0	0.0	0	0
Show	1	0	0.0	0	0
Ogden	1	0	0.0	0	0
Z. Thomas	1	0	0.0	0	0
DOLPHINS	28	311	11.1	43	0
OPPONENTS	17	102	6.0	32	1

PUNTING	NO.	YDS.	AVG.	LG	BK
Turk	92	3870	42.1	70	0
DOLPHINS	92	3870	42.1	70	0
OPPONENTS	87	3532	40.6	65	1

PUNT RET.	NO.	YDS.	AVG.	LG	TD
Ogden	19	323	17.0	81	1
Shepherd	15	164	10.9	32	0
Kelly	5	31	6.2	10	0
McDuffie	0	0	-	0	0
DOLPHINS	39	518	13.3	81	1
OPPONENTS	36	258	7.2	40	0

KICKOFF RET.	NO.	YDS.	AVG.	LG	TD
Denson	20	495	24.8	56	0
Marion	22	513	23.3	47	0
Williams	3	64	21.3	24	0
Johnson	2	26	13.0	26	0
Goodwin	2	6	3.0	6	0
Weaver	1	15	15.0	15	0
Shepherd	1	14	14.0	14	0
DOLPHINS	51	1133	22.2	56	0
OPPONENTS	68	1260	18.5	37	0

SCORING	Ru	Pa	Rt	PAT	FG	S	2	TP
Mare	0	0	0	33/34	28/31	0	0	117
L. Smith	14	2	0	0/0	0/0	0	0	96
Gadsden	0	6	0	0/0	0/0	0	0	36
Shepherd	0	4	0	0/0	0/0	0	0	24
Emanuel	0	1	0	0/0	0/0	0	0	6
Fiedler	1	0	0	0/0	0/0	0	0	6
Goodwin	0	1	0	0/0	0/0	0	0	6
Johnson	1	0	0	0/0	0/0	0	0	6
Madison	0	0	1	0/0	0/0	0	0	6
Ogden	0	0	1	0/0	0/0	0	0	6
Taylor	0	0	1	0/0	0/0	0	0	6
T. Thomas	0	1	0	0/0	0/0	0	0	6
Haley	0	0	0	0/0	0/0	1	0	2
DOLPHINS	16	15	3	33/34	28/31	0	0	323
OPPONENTS	9	13	1	20/20	22/30	0	1	226

FIELD GOALS	1-19	20-29	30-39	40-49	50+
Mare	0/0	7/8	9/10	12/13	0/0
DOLPHINS	0/0	7/8	9/10	12/13	0/0
OPPONENTS	0/0	4/4	10/12	7/9	1/5

TWO-POINT CONVERSIONS
DOLPHINS 0-0, OPPONENTS 1-3

SACKS
Armstrong 16.5, Taylor 14.5, Bowens 2.5, Gardener 2.5, Mixon 2.5, Bromell 2.0, Walker 2.0, Haley 1.5, Z. Thomas 1.5, Surtain 1.0, Owens 0.5, Rodgers 0.5, Wilson 0.5.
DOLPHINS 48.0, OPPONENTS 28.0

USUAL STARTERS

OFFENSE
WR - Gronde Gadsden (16)
LT - Richmond Webb (14), Brent Smith (2)
LG - Mark Dixon (15), John Bock (1)
C - Tim Ruddy (16)
RG - Kevin Donnalley (16)
RT - *Todd Wade (16)
TE - Hunter Goodwin (16)
WR - Leslie Shepherd (11), Tony Martin (5)
QB - Jay Fiedler (15), Damon Huard (1)
RB - Lamar Smith (15), J.J. Johnson (1)
FB - Rob Konrad (14), Deon Dyer (1)
3WR - O.J. McDuffie (1)
2TE - Hunter Goodwin (3), Ed Perry (1)

DEFENSE
LDE - Kenny Mixon (13), Rich Owens (3)
LDT - Tim Bowens (15), Jermaine Haley (1)
RDT - Daryl Gardener (10), Jermaine Haley (1)
3DE - (3), Kenny Mixon (3)
RDE - Jason Taylor (16)
LLB - Derrick Rodgers (14)
MLB - Zach Thomas (11), Robert Jones (2), Scott Galyon (1)
RLB - Robert Jones (14), Twan Russell (2)
LCB - Patrick Surtain (16)
RCB - Sam Madison (16)
SS - Brian Walker (16)
FS - Brock Marion (16)
5DB - Terrance Shaw (3), Jerry Wilson (1)
6DB - Jerry Wilson (1)

* Indicates Rookie

2001 FINAL STATISTICS (11-5)

DATE	OPPONENT	SCORE	W/L	ATT.
9/9	at Tennessee	31-23	W	68,798
9/23	OAKLAND	18-15	W	73,404
9/30	at St. Louis	10-42	L	66,046
10/7	NEW ENGLAND	30-10	W	73,024
10/14	at N.Y. Jets	17-21	L	78,823
10/28	at Seattle	24-20	W	59,108
11/4	CAROLINA	23-6	W	72,597
11/11	at Indianapolis	27-24	W	57,127
11/18	N.Y. JETS	0-24	L	74,259
11/25	at Buffalo	34-27	W	73,063
12/2	DENVER	21-10	W	73,938
12/10	INDIANAPOLIS	41-6	W	73,858
12/16	at San Francisco	0-21	L	68,223
12/22	at New England	13-20	L	60,292
12/30	ATLANTA	21-14	W	73,619
1/6	BUFFALO	34-7	W	73,428

TEAM STATISTICS	MIA.	OPP.
TOTAL FIRST DOWNS	263	283
By Rushing	95	97
By Passing	154	148
By Penalty	14	38
Third Down: Made/Att.	89/215	70/201
Third Down Efficiency	41.4	34.8
Fourth Down: Made/Att	9/14	6/15
TOTAL NET YARDS	4821	4608
Average Per Game	301.3	288.0
Total Plays	953	957
Average Per Play	5.1	4.8
NET YARDS RUSHING	1664	1779
Average Per Game	104.0	111.2
Total Rushes	473	453
NET YARDS PASSING	3157	2829
Average Per Game	197.3	176.8
Tackled/Yards Lost	27/178	37/230
Gross Yards	3335	3059
Attempts/Completions	453/275	467/262
Completion Percentage	60.7	56.1
Had Intercepted	19	17
PUNTS/AVERAGE	81/41.0	86/44.1
PENALTIES/YARDS	107/914	82/623
FUMBLES/BALL LOST	26/19	27/11
TOUCHDOWNS	41	35
By Rushing	14	9
By Passing	20	22
By Returns	7	4

SCORE BY QUARTERS	1	2	3	4	OT	Total
DOLPHINS	65	110	27	142	0	344
OPPONENTS	58	91	86	55	0	290

RUSHING	NO.	YDS.	AVG.	LG	TD
L. Smith	313	968	3.1	25	6
Fiedler	73	321	4.4	26	4
Minor	59	281	4.8	56t	2
McKnight	6	39	6.5	18	0
J. Johnson	5	22	4.4	09	0
Konrad	5	22	4.4	18t	1
Ward	2	21	10.5	16	0
Lucas	8	6	0.8	03	1
Mare	1	-5	-5.0	-5	0
Chambers	1	-11	-11.0	-11	0
DOLPHINS	473	1664	3.5	56t	14
OPPONENTS	453	1779	3.9	44	9

PASSING	ATT.	COMP.	YDS.	PCT.	TD	INT.	LG	SCK/LST	RATING
Fiedler	450	273	3290	60.7	20	19	74t	27/178	80.3
Lucas	3	2	45	66.7	0	0	28	0/0	109.7
DOLPHINS	453	275	3335	60.7	20	19	74t	27/178	80.6
OPPONENTS	467	262	3059	56.1	22	17	80t	37/230	76.7

RECEIVING	NO.	YDS.	AVG.	LG	TD
McKnight	55	684	12.4	40	3
Gadsden	55	674	12.3	61	3
Chambers	48	883	18.4	74t	7
L. Smith	30	234	7.8	65t	2
Minor	29	263	9.1	29	1
Ward	21	209	10.0	20	0
Weaver	18	215	11.9	27	2
Ogden	6	73	12.2	18	1
Konrad	5	52	10.4	17	1
Goodwin	4	27	6.8	9	0
J. Johnson	4	21	5.3	7	0
DOLPHINS	275	3335	12.1	74t	20
OPPONENTS	262	3059	11.7	80t	22

INTERCEPTIONS	NO.	YDS.	AVG.	LG	TD
Marion	5	227	45.4	100t	2
Surtain	3	74	24.7	41	1
Thomas	2	51	25.5	34t	1
Madison	2	0	0.0	0	0
Mixon	1	56	56.0	56t	1
J. Taylor	1	4	4.0	4	0
Freeman	1	0	0.0	0	0
Galyon	1	0	0.0	0	0
Walker	1	0	0.0	0	0
DOLPHINS	17	412	24.2	100t	5
OPPONENTS	19	254	13.4	63t	3

PUNTING	NO.	YDS.	AVG.	LG	BK
Turk	81	3321	41.0	77	0
DOLPHINS	81	3321	41.0	77	0
OPPONENTS	86	3789	44.1	73	0

PUNT RET.	NO.	YDS.	AVG.	LG	TD
Ogden	32	377	11.8	48	0
Ward	9	88	9.8	18	0
Madison	1	6	6.0	6	0
Cousin	1	0	0.0	0	0
DOLPHINS	43	471	11.0	48	0
OPPONENTS	30	136	4.5	23	0

KICKOFF RET.	NO.	YDS.	AVG.	LG	TD
Chambers	36	811	22.5	47	0
Marion	17	371	1.8	55	0
Dyer	2	24	12.0	14	0
J. Johnson	1	16	16.0	16	0
E. Perry	1	0	0.0	0	0
DOLPHINS	51	1133	22.2	56	0
OPPONENTS	68	1260	18.5	37	0

SCORING	Ru	Pa	Rt	PAT	FG	S	2	TP
Mare	0	0	0	39/40	19/21	0	0	96
L. Smith	6	2	0	0/0	0/0	0	0	48
Chambers	0	7	0	0/0	0/0	0	0	42
Fiedler	4	0	0	0/0	0/0	0	0	24
Minor	2	1	1	0/0	0/0	0	0	24
McKnight	0	3	0	0/0	0/0	1	0	20
Gadsden	0	3	0	0/0	0/0	0	0	18
Konrad	1	1	0	0/0	0/0	0	0	12
Marion	0	2	0	0/0	0/0	0	0	12
Weaver	0	2	0	0/0	0/0	0	0	12
Lucas	1	0	0	0/0	0/0	0	0	6
Mixon	0	0	1	0/0	0/0	0	0	6
Ogden	0	1	0	0/0	0/0	0	0	6
Surtain	0	1	0	0/0	0/0	0	0	6
J. Taylor	0	0	1	0/0	0/0	0	0	6
Thomas	0	0	1	0/0	0/0	0	0	6
DOLPHINS	14	20	7	39/40	19/21	0	1	1344
OPPONENTS	9	22	4	32/34	16/22	0	0	0290

FIELD GOALS	1-19	20-29	30-39	40-49	50+
Mare	1/1	8/8	8/8	2/4	0/0
DOLPHINS	1/1	8/8	8/8	2/4	0/0
OPPONENTS	0/0	5/6	4/5	6/9	1/2

TWO-POINT CONVERSIONS
McKnight 1
DOLPHINS 1-1, OPPONENTS 0-1

SACKS
J. Taylor 8.5, Bromell 6.5, Gardener 4.0, T. Bowers 3.0, Thomas 3.0, Cousin 2.0, Mixon 2.0, Greenwood 1.5, D. Bowers LG 1.0, D. Bowers 1.0, Freeman 1.0, Galyon 1.0, Rodgers 1.0, Surtain 1.0, Grant 0.5, Haley 0.5, Ogunlewe 0.5
DOLPHINS 37.0, OPPONENTS 27.0

USUAL STARTERS

OFFENSE
WR - James McKnight (15), Detric Ward (1)
LT - Spencer Folau (15), Marcus Spriggs (1)
LG - Mark Dixon (10), Heath Irwin (6)
C - Tim Ruddy (15), Heath Irwin (1)
RG - Todd Perry (16)
RT - Todd Wade (15), Harry Swayne (1)
TE - Hunter Goodwin (11), Jed Weaver (2)
WR - Oronde Gadsden (14), *Chris Chambers (2)
QB - Jay Fiedler (16)
RB - Lamar Smith (16)
FB - Rob Konrad (9)
3WR - *Chris Chambers (5)
ZTE - Jed Weaver (5)

DEFENSE
LDE - Kenny Mixon (15), Lorenzo Bromell (1)
LDT - Tim Bowers (15), Jermaine Haley (1)
RDT - Daryl Gardener (8), Jermaine Haley (4), Ernest Grant (3), Kenny Mixon (1)
RDE - Jason Taylor (16)
LLB - Derrick Rodgers (14), Scott Galyon (2)
MLB - Zach Thomas (15), Tommy Hendricks (1)
RLB - Murlon Greenwood (12), Twan Russell (2)
LCB - Patrick Surtain (16)
RCB - Sam Madison (13), *Jamar Fletcher (2), Terry Cousin (1)
SS - Brian Walker (13), Arturo Freeman (3)
FS - Brock Marion (12), Arturo Freeman (1)
SDB - Terry Cousin (2)

* Indicates Rookie

2002 FINAL STATISTICS (9-7)

DATE	OPPONENT	SCORE	W/L	ATT.
9/8	DETROIT	49-21	W	72,216
9/15	at Indianapolis	21-13	W	56,650
9/22	N.Y. JETS	30-3	W	73,426
9/29	at Kansas City	30-48	L	78,178
10/6	NEW ENGLAND	26-13	W	73,369
10/13	at Denver	24-22	W	75,941
10/20	BUFFALO	10-23	L	73,180
11/4	at Green Bay	10-24	L	63,284
11/10	at N.Y. Jets	10-13	L	78,920
11/17	BALTIMORE	26-7	W	73,013
11/24	SAN DIEGO	30-3	W	73,138
12/1	at Buffalo	21-38	L	73,287
12/9	CHICAGO	27-9	W	73,609
12/15	OAKLAND	23-17	W	73,572
12/21	at Minnesota	17-20	L	64,285
12/29	at New England	24-27 (OT)	L	68,436

TEAM STATISTICS	MIA.	OPP.
TOTAL FIRST DOWNS	318	285
By Rushing	139	86
By Passing	155	162
By Penalty	24	37
Third Down: Made/Att.	76/199	68/201
Third Down Efficiency	38.2	33.8
Fourth Down: Made/Att.	3/10	4/13
Fourth Down Efficiency	30.0	30.8

POSSESSION AVERAGE	31:24	28:36
TOTAL NET YARDS	5392	4656
Average Per Game	337.0	291.0
Total Plays	1010	974
Average Per Play	5.3	4.8

NET YARDS RUSHING	2502	1554
Average Per Game	156.4	97.1
Total Rushes	530	407

NET YARDS PASSING	2890	3102
Average Per Game	180.6	193.9
Tackled/Yards Lost	25/179	47/327

Gross Yards	3069	3429
Attempts/Completions	455/271	520/294
Completion Percentage	59.6	56.5
Had Intercepted	15	21

PUNTS/AVERAGE	69/40.2	80/42.9
NET PUNTING AVERAGE	69/34.5	80/37.7

PENALTIES/YARDS	103/859	106/826
FUMBLES/BALL LOST	28/15	23/9

TOUCHDOWNS	44	31
By Rushing	24	9
By Passing	18	20
By Returns	2	2

SCORE BY QUARTERS	1	2	3	4	OT	Total
DOLPHINS	113	111	69	85	0	378
OPPONENTS	35	98	66	99	3	301

RUSHING	NO.	YDS.	AVG.	LG	TD
R. Williams	383	1853	4.8	63t	16
Minor	44	180	4.1	23	2
Lucas	36	126	3.5	17	2
Edwards	20	107	5.4	19	1
Fiedler	28	99	3.5	12	3
Chambers	6	78	13.0	45	0
McKnight	7	58	8.3	19	0
McMichael	1	8	8.0	08	0
Konrad	3	2	0.7	02	0
Rosenfels	2	-9	-4.5	-2	0
DOLPHINS	530	2502	4.7	63t	24
OPPONENTS	407	1554	3.8	38	9

PASSING	ATT.	COMP.	YDS.	PCT.	TD	INT.	LG	SCK/LST	RATING
Fiedler	292	179	2024	61.3	14	9	59t	13/89	85.2
Lucas	160	92	1045	57.5	4	6	77	12/90	69.9
Rosenfels	3	0	0	0.0	0	0	00	0/0	39.6
DOLPHINS	455	271	3069	59.6	18	15	77	25/179	79.3
OPPONENTS	520	294	3429	56.5	20	21	73t	47/327	72.7

RECEIVING	NO.	YDS.	AVG.	LG	TD
Chambers	52	734	14.1	59t	3
R. Williams	47	363	7.7	52	1
McMichael	39	485	12.4	45	4
Konrad	34	233	6.9	19	3
McKnight	29	528	18.2	77	2
Ward	19	172	9.1	22	0
Edwards	18	126	7.0	14	1
Gadsden	16	228	14.3	29	0
Carter	8	66	8.3	15	1
Weaver	6	75	12.5	25	3
Clark	2	42	21.0	26	0
Baker	1	17	17.0	17	0
DOLPHINS	271	3069	11.3	77	18
OPPONENTS	294	3429	11.7	73t	20

INTERCEPTIONS	NO.	YDS.	AVG.	LG	TD
Surtain	6	79	13.2	40t	1
Marion	5	99	19.8	62	0
Madison	3	15	5.0	15	0
Fletcher	2	30	15.0	30	0
Rodgers	2	28	14.0	21	0
Thomas	1	7	7.0	7	0
Haley	1	0	0.0	0	0
Woodson	1	0	0.0	0	0
DOLPHINS	21	258	12.3	62	1
OPPONENTS	15	319	21.3	89t	2

PUNTING	NO.	YDS.	AVG.	LG	BK
Royals	69	2772	40.2	56	0
DOLPHINS	69	2772	40.2	56	0
OPPONENTS	80	3432	42.9	65	0

PUNT RET.	NO.	YDS.	AVG.	LG	TD
Ward	16	169	10.6	34	0
Johnson	8	69	8.6	13	0
Baker	7	55	7.9	21	0
DOLPHINS	31	293	9.5	34	0
OPPONENTS	39	273	7.0	43	0

KICKOFF RET.	NO.	YDS.	AVG.	LG	TD
Minor	46	1071	23.3	66	0
Johnson	12	330	27.5	49	0
Konrad	2	33	16.5	18	0
Weaver	2	23	11.5	18	0
Fletcher	1	0	0.0	0	0
McKnight	0	26	-	26	0
DOLPHINS	63	1483	23.5	66	0
OPPONENTS	69	1540	22.3	56	0

SCORING	Ru	Pa	Rt	PAT	FG	S	2	TP
Mare	0	0	0	42/43	24/31	0	0	114
R. Williams	16	1	0	0/0	0/0	0	0	102
McMichael	0	4	0	0/0	0/0	0	0	24
Chambers	0	3	0	0/0	0/0	0	0	18
Fiedler	3	0	0	0/0	0/0	0	0	18
Konrad	0	3	0	0/0	0/0	0	0	18
Weaver	0	3	0	0/0	0/0	0	0	18
Edwards	1	1	0	0/0	0/0	0	0	12
Lucas	2	0	0	0/0	0/0	0	0	12
McKnight	0	2	0	0/0	0/0	0	0	12
Minor	2	0	0	0/0	0/0	0	0	12
Carter	0	1	0	0/0	0/0	0	0	6
Gamble	0	0	1	0/0	0/0	0	0	6
Surtain	0	0	1	0/0	0/0	0	0	6
DOLPHINS	24	18	2	42/43	24/31	0	0	378
OPPONENTS	9	20	2	27/27	28/30	0	0	301

FIELD GOALS	1-19	20-29	30-39	40-49	50+
Mare	0/0	13/14	2/3	7/11	2/3
DOLPHINS	0/0	13/14	2/3	7/11	2/3
OPPONENTS	0/0	9/9	8/8	6/8	5/5

TWO-POINT CONVERSIONS
DOLPHINS 0-1, OPPONENTS 2-4

SACKS
Taylor 18.5, Ogunleye 9.5, J. Williams 6.0, Burnett 4.0, D. Bowens 1.5, Chester 1.5, Freeman 1.5, Surtain 1.5, Greenwood 1.0, McGarrahan 1.0, Haley 0.5, Thomas 0.5.
DOLPHINS 47.0, OPPONENTS 25.0

USUAL STARTERS

OFFENSE
WR - James McKnight (8), Oronde Gadsden (6), Cris Carter (1), Detric Ward (1)
LT - Mark Dixon (12), Marcus Spriggs (2)
LG - Jamir Nails (14), *Seth McKinney (2)
C - Tim Ruddy (16)
RG - Todd Perry (14)
RT - Todd Wade (16)
TE - *Randy McMichael (16)
WR - Chris Chambers (15), James McKnight (1)
QB - Jay Fiedler (10), Ray Lucas (6)
RB - Ricky Williams (16)
FB - Rob Konrad (12)
ZTE - Jed Weaver (4)

DEFENSE
LDE - Adewale Ogunleye (16)
LDT - Tim Bowens (16)
RDT - Larry Chester (16)
RDE - Jason Taylor (16)
LLB - Derrick Rodgers (15)
MLB - Zach Thomas (16)
RLB - Morlon Greenwood (14)
LCB - Patrick Surtain (14), Jamar Fletcher (2)
RCB - Sam Madison (16)
SS - Arturo Freeman (16)
FS - Brock Marion (16)
5DB - Jamar Fletcher (2)
6DB - Shawn Wooden (1)

* Indicates Rookie

2003 FINAL STATISTICS (10-6)

DATE	OPPONENT	SCORE	W/L	ATT.
9/7	HOUSTON	20-21	L	73/010
9/14	at N.Y. Jets	21-10	W	77/461
9/21	BUFFALO	17-7	W	73/458
10/5	at N.Y. Giants	23-10	W	78/863
10/12	at Jacksonville	24-10	W	66/437
10/19	NEW ENGLAND	13-19 (OT)	L	73/650
10/27	at San Diego	26-10	W	73/014
11/2	INDIANAPOLIS	17-23	L	73/258
11/9	at Tennessee	7-31	L	68/809
11/16	BALTIMORE	9-6 (OT)	W	73/333
11/23	WASHINGTON	24-23	W	73/578
11/27	at Dallas	40-21	W	64,110
12/7	at New England	0-12	L	68,436
12/15	PHILADELPHIA	27-34	L	73,780
12/21	at Buffalo	20-3	W	73,319
12/28	N.Y. JETS	23-21	W	73,720

TEAM STATISTICS	MIA.	OPP.
TOTAL FIRST DOWNS	266	283
By Rushing	99	82
By Passing	145	171
By Penalty	22	30
Third Down: Made/Att.	67/205	81/222
Third Down Efficiency	32.7	36.5
Fourth Down: Made/Att.	5/10	2/12
Fourth Down Efficiency	50.0	16.7
POSSESSION AVERAGE	29:49	30:11
TOTAL NET YARDS	4609	4787
Average Per Game	288.1	299.2
Total Plays	968	1014
Average Per Play	4.8	4.7
NET YARDS RUSHING	1817	1452
Average Per Game	113.6	90.8
Total Rushes	487	441
NET YARDS PASSING	2792	3335
Average Per Game	174.5	208.4
Sacked/Yards Lost	31/209	44/253
Gross Yards	3001	3588
Attempts/Completions	450/257	529/319
Completion Percentage	57.1	60.3
Had Intercepted	19	22
PUNTS/AVERAGE	84/39.0	80/41.2
NET PUNTING AVERAGE	84/34.9	80/36.1
PENALTIES/YARDS	103/913	98/766
FUMBLES/BALL LOST	26/15	26/14
TOUCHDOWNS	35	26
By Rushing	14	11
By Passing	17	12
By Returns	4	3

SCORE BY QUARTERS	1	2	3	4	OT	Total
DOLPHINS	68	124	44	72	3	311
OPPONENTS	49	86	48	72	6	261

RUSHING	NO.	YDS.	AVG.	LG	TD
R. Williams	392	1372	3.5	45	9
Minor	41	193	4.7	26	1
Fiedler	34	88	2.6	14	3
McKnight	2	75	37.5	68t	1
Chambers	4	30	7.5	12	0
Turk	3	30	10.0	23	0
Konrad	4	17	4.3	11	0
Griesse	5	15	3.0	9	0
Rosenfels	1	-1	-1.0	-1	0
O. Ayانبadejo	1	-2	-2.0	-2	0
DOLPHINS	487	1817	3.7	68t	14
OPPONENTS	441	1452	3.3	28	11

PASSING	ATT.	COMP.	YDS.	PCT.	TD	INT.	LG	SCK/LST	RATING
Fiedler	314	179	2138	57.0	11	13	59	19/126	72.4
Griesse	130	74	813	56.9	5	6	80t	12/83	69.2
Rosenfels	6	4	50	66.7	1	0	21t	0/0	131.9
DOLPHINS	450	257	3001	57.1	17	19	80t	31/209	72.5
OPPONENTS	529	319	3588	60.3	12	22	82t	44/253	70.8

RECEIVING	NO.	YDS.	AVG.	LG	TD
Chambers	64	963	15.0	57t	11
R. Williams	50	351	7.0	59	1
McMichael	49	598	12.2	46	2
Thompson	26	359	13.8	31	0
McKnight	23	285	12.4	80t	2
Konrad	16	166	10.4	25	0
O. Ayانبadejo	12	53	4.4	12	0
Lee	7	110	15.7	25	1
Gadsden	4	48	12.0	23	0
Minor	4	13	3.3	12	0
Newson	2	55	27.5	37	0
DOLPHINS	257	3001	11.7	80t	17
OPPONENTS	319	3588	11.2	82t	12

INTERCEPTIONS	NO.	YDS.	AVG.	LG	TD
Surtain	7	59	8.4	32	0
Knight	3	98	32.7	70	0
Madison	3	82	27.3	36	1
Thomas	3	21	7.0	19	0
Marion	3	3	1.0	3	0
Buckley	2	75	37.5	74t	1
Zgonina	1	0	0.0	0	0
DOLPHINS	22	338	15.4	74t	2
OPPONENTS	19	194	10.2	54t	3

PUNTING	NO.	YDS.	AVG.	LG	BK
Turk	68	2631	38.7	57	0
Royals	16	643	40.2	50	0
DOLPHINS	84	3274	39.0	57	0
OPPONENTS	80	3294	41.2	64	0

PUNT RET.	NO.	YDS.	AVG.	LG	TD
Rogers	21	186	8.9	48	0
Simmons	8	100	12.5	32	0
Buckley	1	2	2.0	2	0
Newson	1	0	0.0	0	0
DOLPHINS	31	288	9.3	48	0
OPPONENTS	29	185	6.4	26	0

KICKOFF RET.	NO.	YDS.	AVG.	LG	TD
Minor	34	727	21.4	49	0
Rogers	19	383	20.2	33	0
Simmons	3	64	21.3	34	0
Lee	1	0	0.0	0	0
McKnight	0	28	-	28	0
DOLPHINS	57	1202	21.1	49	0
OPPONENTS	47	1010	21.5	73	0

SCORING	Ru	Pa	Rt	PAT	FG	S	2P	TP
Mare	0	0	0	33/34	22/29	0	0	99
Chambers	0	11	0	0/0	0/0	0	0	66
R. Williams	9	1	0	0/0	0/0	0	0	60
Fiedler	3	0	0	0/0	0/0	0	0	18
McKnight	1	2	0	0/0	0/0	0	0	18
McMichael	0	2	1	0/0	0/0	0	0	18
Taylor	0	0	1	0/0	0/0	1	0	8
Buckley	0	0	1	0/0	0/0	0	0	6
Lee	0	1	0	0/0	0/0	0	0	6
Madison	0	0	1	0/0	0/0	0	0	6
Minor	1	0	0	0/0	0/0	0	0	6
DOLPHINS	14	17	4	33/34	22/29	1	0	311
OPPONENTS	11	12	3	23/23	26/31	2	0	261

FIELD GOALS	1-19	20-29	30-39	40-49	50+
Mare	0/0	9/9	3/6	6/8	4/6
DOLPHINS	0/0	9/9	3/6	6/8	4/6
OPPONENTS	0/0	10/11	8/9	5/6	3/5

TWO-POINT CONVERSIONS
DOLPHINS 0-1, OPPONENTS 0-2

SACKS
Ogunleye 15.0, Taylor 13.0, Seau 3.0, Zgonina 3.0, J. Williams 2.5, T. Bowens 2.0, Burnett 2.0, D. Bowens 1.0, Freeman 1.0, Thomas 1.0, Greenwood 0.5.
DOLPHINS 44.0, OPPONENTS 31.0

USUAL STARTERS

OFFENSE
WR - Chris Chambers (16)
LT - Wade Smith (16)
LG - Jamie Nails (15), Seth McKinney (1)
C - Tim Ruddy (14), Seth McKinney (2)
RG - Todd Perry (15), Greg Jerman (1)
RT - Todd Wade (16)
TE - Randy McMichael (16)
WR - Derrius Thompson (12), James WR - McKnight (1)
QB - Jay Fiedler (1), Brian Griese (5)
FB - Rob Konrad (12), Obafemi Ayانبadejo (2)
RB - Ricky Williams (16)
ZTE - Donald Lee (5)

DEFENSE
LDE - Adewale Ogunleye (16)
LDT - Tim Bowens (13), Jeff Zgonina (2), Dario Romero (1)
RDT - Larry Chester (15), Jeff Zgonina (1)
RDE - Jason Taylor (16)
LLB - Junior Seau (15), Tommy Hendricks (1)
MLB - Zach Thomas (15), Tommy Hendricks (1)
RLB - Morlon Greenwood (11)
LCB - Patrick Surtain (15), Terrell Buckley (1)
RCB - Sam Madison (16)
SS - Sammy Knight (16)
FS - Brock Marion (16)
SDB - Terrell Buckley (4), Trent Gamble (1)

* Indicates Rookie

2004 FINAL STATISTICS (4-12)

DATE	OPPONENT	SCORE	W/L	ATT.
9/11	TENNESSEE	7-17	L	69,987
9/19	at Cincinnati	13-16	L	65,705
9/26	PITTSBURGH	3-13	L	72,225
10/3	N.Y. JETS	9-17	L	73,157
10/10	at New England	10-24	L	68,756
10/17	at Buffalo	13-20	L	72,714
10/24	ST. LOUIS	31-14	W	72,945
11/1	at N.Y. Jets	14-41	W	78,216
11/7	ARIZONA	23-24	L	72,612
11/21	at Seattle	17-24	L	66,644
11/28	at San Francisco	24-17	W	66,156
12/5	BUFFALO	32-42	L	73,084
12/12	at Denver	17-20	L	75,027
12/20	NEW ENGLAND	29-28	W	73,629
12/26	CLEVELAND	10-7	W	73,169
1/2	at Baltimore	23-30	L	69,843

TEAM STATISTICS		MIA.	OPP.
TOTAL FIRST DOWNS	267	281	
By Rushing	71	107	
By Passing	165	139	
By Penalty	31	35	
Third Down: Made/Att.	80/232	72/223	
Third Down Efficiency	34.5	32.3	
Fourth Down: Made/Att	8/16	8/11	
Fourth Down Efficiency	50.0	72.7	
POSSESSION AVERAGE	28:20	31:40	
TOTAL NET YARDS	4404	4894	
Average Per Game	275.3	305.9	
Total Plays	1022	1009	
Average Per Play	4.3	4.9	
NET YARDS RUSHING	1339	2302	
Average Per Game	83.7	143.9	
Total Rushes	384	539	
NET YARDS PASSING	3065	2592	
Average Per Game	191.6	162.0	
Sacked/Yards Lost	52/326	36/223	
Gross Yards	3391	2815	
Attempts/Completions	586/309	434/244	
Completion Percentage	52.7	56.2	
Had Intercepted	26	15	
PUNTS/AVERAGE	99/41.5	102/41.0	
NET PUNTING AVERAGE	99/36.9	102/33.3	
PENALTIES/YARDS	112/852	107/852	
FUMBLES/BALL LOST	42/16	22/10	
TOUCHDOWNS	31	42	
Rushing	10	12	
Passing	19	20	
Returns	2	10	

SCORE BY QUARTERS	1	2	3	4	OT	Total
DOLPHINS	79	59	34	103	0	275
OPPONENTS	79	88	95	92	0	354

RUSHING	NO.	YDS.	AVG.	LG	TD
Morris	132	523	4.0	35t	6
Minor	109	388	3.6	34	3
Henry	46	141	3.1	53	0
Chambers	9	76	8.4	24	0
Gordon	35	64	1.8	11	0
Fiedler	12	59	4.9	26	0
Forsey	19	53	2.8	15	0
Konrad	2	18	9.0	15	0
Feeley	14	13	0.9	07t	1
King	4	9	2.3	03	0
Turk	1	3	3.0	03	0
Booker	1	-8	-8.0	-8	0
DOLPHINS	384	1339	3.5	53	10
OPPONENTS	539	2302	4.3	62	12

PASSING	ATT.	COMP.	YDS.	PCT.	TD	INT.	LG	SCK/LST	RATING
Feeley	356	191	1893	53.7	11	15	38	23/136	61.7
Fiedler	190	101	1186	53.2	7	8	71t	25/165	67.1
Rosenfels	39	16	264	41.0	1	3	76t	3/16	41.0
Booker	1	1	48	100.0	0	0	48	0/0	118.8
Morris	0	0	0	-	0	0	00	1/9	-
DOLPHINS	586	309	3391	52.7	19	26	76t	52/326	62.5
OPPONENTS	434	244	2815	56.2	20	15	69t	36/223	76.9

RECEIVING	NO.	YDS.	AVG.	LG	TD
McMichael	73	791	10.8	42t	4
Chambers	69	898	13.0	76t	7
Booker	50	638	12.8	45	4
Thompson	23	359	15.6	36	4
Morris	22	124	5.6	24	0
Gilmore	15	206	13.7	37	1
Lee	13	110	8.5	15t	1
Minor	13	75	5.8	20	0
Gordon	13	74	5.7	20	0
Konrad	8	69	8.6	20t	1
Martin	4	15	3.8	7	0
Henry	3	12	4.0	7	0
Bellamy	1	8	8.0	8	0
King	1	8	8.0	8	0
Easlick	1	4	4.0	4	0
DOLPHINS	309	3391	11.0	76t	19
OPPONENTS	244	2815	11.5	69t	20

INTERCEPTIONS	NO.	YDS.	AVG.	LG	TD
Freeman	4	59	14.8	47	0
Knight	4	32	8.0	32	0
Surtain	4	2	0.5	2	0
Ayanbadejo	1	2	2.0	2	0
J. Williams	1	0	0.0	0	0
Taylor	1	-3	-3.0	-3	0
DOLPHINS	15	92	6.1	47	0
OPPONENTS	26	464	17.8	66t	8

PUNTING	NO.	YDS.	AVG.	LG	BK
Turk	98	4088	41.7	67	0
Mare	1	19	19.0	19	0
DOLPHINS	99	4107	41.5	67	0
OPPONENTS	102	4177	41.0	63	0

PUNT RET.	NO.	YDS.	AVG.	LG	TD
Welker	43	464	10.8	71	0
Brightful	9	89	9.9	36	0
Gilmore	0	11	-	11	0
DOLPHINS	52	564	10.8	71	0
OPPONENTS	45	258	5.7	24	0

KICKOFF RET.	NO.	YDS.	AVG.	LG	TD
Welker	57	1313	23.0	95t	1
Brightful	5	126	25.2	32	0
Gilmore	5	114	22.8	53	0
Morris	1	27	27.0	27	0
Poole	1	22	22.0	22	0
Wyrick	1	58	58.0	58	0
DOLPHINS	70	1660	23.7	95t	1
OPPONENTS	51	1114	21.8	104t	1

SCORING	Ru	Pa	Rt	PAT	FG	S	2	TP
Mare	0	0	0	18/18	12/16	0	0	54
Chambers	0	7	0	0/0	0/0	0	1	46
Morris	6	0	0	0/0	0/0	0	1	36
McMichael	0	4	0	0/0	0/0	0	1	26
Thompson	0	4	0	0/0	0/0	0	1	26
Minor	3	0	0	0/0	0/0	0	1	18
Bryant	0	0	0	7/7	3/3	0	0	16
Welker	0	0	1	1/1	1/1	0	0	10
Gramatica	0	0	0	0/1	3/3	0	0	9
Booker	0	1	0	0/0	0/0	0	0	6
Feeley	1	0	0	0/0	0/0	0	0	6
Gilmore	0	1	0	0/0	0/0	0	0	6
Konrad	0	1	0	0/0	0/0	0	0	6
Lee	0	1	0	0/0	0/0	0	0	6
Pope	0	0	1	0/0	0/0	0	0	6
Knight	0	0	0	0/0	0/0	1	0	2
DOLPHINS	10	19	2	26/27	19/23	1	2	275
OPPONENTS	12	20	10	42/42	20/28	0	0	354

FIELD GOALS	1-19	20-29	30-39	40-49	50+
Mare	0/0	1/2	6/7	3/4	2/3
Bryant	0/0	1/1	0/0	2/2	0/0
Gramatica	0/0	2/2	1/1	0/0	0/0
Welker	0/0	1/1	0/0	0/0	0/0
DOLPHINS	0/0	5/6	7/8	5/6	2/3
OPPONENTS	2/2	5/5	4/7	6/11	3/3

TWO-POINT CONVERSIONS	
Chambers	1, McMichael

DOLPHINS 2-4, OPPONENTS 0-0	
SACKS	
Taylor	9.5, D. Bowers 7.0, Zgonina 5.0, Romero 3.5, Pope 2.0, Thomas 2.0, J. Williams 2.0, Ahanotu TM 1.0, Edwards TM 1.0, Poole 1.0, Sean 1.0, Surtain 1.0
DOLPHINS	36.0 , OPPONENTS 52.0

USUAL STARTERS	
OFFENSE	
WR	- Marty Booker (15), Bryan Gilmore (1)
LT	- Damian McIntosh (14), Wade Smith (2)
LG	- Jeno James (14), *Rex Hadnot (2)
C	- Seth McKinney (16)
RG	- Taylor Whitley (11), *Rex Hadnot (5)
RT	- John St. Clair (14), *Vernon Carey (2)
TE	- Randy McMichael (16)
WR	- Chris Chambers (15), Bryan Gilmore (1)
OB	- A.J. Feeley (8), Jay Fiedler (7), Sage Rosenfels (1)
RB	- Sammy Morris (8), Travis Minor (4), Lamar Gordon (2), Leonard Henry (2)
FB	- *Doug Easlick (1), Rob Konrad (1), Jamar Martin (1)
3WR	- Derrius Thompson (3)
2TE	- Donald Lee (10)

DEFENSE	
LDE	- David Bowers (15), Jay Williams (1)
LDT	- Bryan Robinson (10), Jeff Zgonina (4), Tim Bowers (2)
RDT	- Jeff Zgonina (10), Bryan Robinson (3), Larry Chester (2), Dario Romero (1)
RDE	- Jason Taylor (16)
LLB	- Morlon Greenwood (8), Junior Seau (8)
MLB	- Zach Thomas (13), *Derrick Pope (3)
RLB	- Morlon Greenwood (7), Eddie Moore (3), Brendan Ayanbadejo (2)
LCB	- Patrick Surtain (15), *Will Poole (1)
RCB	- Sam Madison (16)
SS	- Sammy Knight (16)
FS	- Antuan Edwards (9), Arturo Freeman (7)
5DB	- Reggie Howard (3), Arturo Freeman (1)

* Indicates Rookie

2005 FINAL STATISTICS (9-7)

DATE	OPPONENT	SCORE	W/L	ATT.
9/11	DENVER	34-10	W	72/324
9/18	at N.Y. Jets	7-17	L	77/918
9/25	CAROLINA	27-24	W	72/288
10/9	at Buffalo	14-20	L	72/160
10/16	at Tampa Bay	13-27	L	65,168
10/21	KANSAS CITY	20-30	L	68,350
10/30	at New Orleans	21-6	W	61,643
11/6	ATLANTA	10-17	L	72,187
11/13	NEW ENGLAND	16-23	L	73,405
11/20	at Cleveland	0-22	L	72,773
11/27	at Oakland	33-21	W	49,097
12/4	BUFFALO	24-23	W	72,051
12/11	at San Diego	23-21	W	65,026
12/18	N.Y. JETS	24-20	W	72,656
12/24	TENNESSEE	24-10	W	72,001
1/1	at New England	28-26	W	68,756

TEAM STATISTICS	MIA.	OPP.
TOTAL FIRST DOWNS	274	319
Rushing	93	94
Passing	159	183
Penalty	22	42
Third Down: Made/Att	79/225	95/236
Third Down Efficiency	35.1	40.3
Fourth Down: Made/Att	6/15	8/19
Fourth Down Efficiency	40.0	42.1
POSSESSION AVERAGE	27:25	32:35
TOTAL NET YARDS	5198	5078
Average Per Game	324.9	317.4
Total Plays	1026	1078
Average Per Play	5.1	4.7
NET YARDS RUSHING	1898	1771
Average Per Game	118.6	110.7
Total Rushes	444	480
NET YARDS PASSING	3300	3307
Average Per Game	206.3	206.7
Sacked/Yards Lost	26/158	49/375
Gross Yards	3458	3682
Attempts/Completions	556/291	549/323
Completion Percentage	52.3	58.8
Had Intercepted	16	14
PUNTS/AVERAGE	89/43.1	92/43.0
NET PUNTING AVERAGE	89/39.0	92/37.0
PENALTIES/YARDS	105/827	
FUMBLES/BALL LOST	31/14	35/17
TOUCHDOWNS	34	35
Rushing	11	11
Passing	22	23
Returns	1	1

SCORE BY QUARTERS	1	2	3	4	OT	Total
DOLPHINS	44	78	57	139	0	318
OPPONENTS	94	67	71	85	0	317
RUSHING	NO.	YDS.	AVG.	LG	TD	
Brown	207	907	4.4	65t	4	
Williams	168	743	4.4	35	6	
Chambers	12	92	7.7	61	0	
Frerotte	27	61	2.3	14	0	
Morris	16	58	3.6	09t	1	
Minor	5	17	3.4	09	0	
Rosenfels	6	15	2.5	12	0	
Welker	1	5	5.0	05	0	
Evans	1	0	0.0	00	0	
D. Jones	1	0	0.0	00	0	
DOLPHINS	444	1898	4.3	65t	11	
OPPONENTS	480	1771	3.7	75t	11	

PASSING	ATT.	COMP.	YDS.	PCT.	TD	INT.	LG	SCK/LST	RATING
Frerotte	494	257	2996	52.0	18	13	60t	26/158	71.9
Rosenfels	61	34	462	55.7	4	3	77t	0/0	81.5
Booker	1	0	0	0.00	0	0	00	0/0	39.6
DOLPHINS	556	291	3458	52.3	22	16	77t	26/158	72.8
OPPONENTS	549	323	3682	58.8	23	14	60t	49/375	82.4

RECEIVING	NO.	YDS.	AVG.	LG	TD
Chambers	82	1118	13.6	77t	11
McMichael	60	582	9.7	30t	5
Booker	39	686	17.6	60t	3
Brown	32	232	7.3	38	1
Welker	29	434	15.0	47	0
Williams	17	93	5.5	19	0
Diamond	8	54	6.8	18	0
Morris	8	54	6.8	18	0
Gilmore	5	105	21.0	44t	1
Boston	4	80	20.0	54	0
Evans	4	17	4.3	5	0
Holmes	1	2	2.0	2	0
Heller	1	1	1.0	1t	1
Minor	1	0	0.0	0	0
DOLPHINS	291	3458	11.9	77t	22
OPPONENTS	323	3682	11.4	60t	23

INTERCEPTIONS	NO.	YDS.	AVG.	LG	TD
Schulters	4	78	19.5	37	0
Tillman	3	38	12.7	22	0
Madison	2	11	5.5	11	0
Howard	1	5	5.0	5	0
Daniels	1	4	4.0	4	0
Bell	1	0	0.0	0	0
Spragan	1	0	0.0	0	0
Z. Thomas	1	0	0.0	0	0
DOLPHINS	14	136	9.7	37	0
OPPONENTS	16	127	7.9	33	0

PUNTING	NO.	YDS.	AVG.	LG	BK
D. Jones	88	3827	43.5	63	0
Mare	1	8	8.0	8	0
DOLPHINS	89	3835	43.1	63	0
OPPONENTS	92	3957	43.0	63	0

PUNT RET.	NO.	YDS.	AVG.	LG	TD
Welker	43	390	9.1	47	0
DOLPHINS	43	390	9.1	47	0
OPPONENTS	46	227	4.9	37	0

KICKOFF RET.	NO.	YDS.	AVG.	LG	TD
Welker	61	1379	22.6	46	0
Gilmore	3	84	28.0	29	0
Minor	2	22	11.0	19	0
Bowens	1	5	5.0	5	0
Heller	1	11	11.0	11	0
DOLPHINS	68	1501	22.1	46	0
OPPONENTS	56	1425	25.4	65	0

SCORING	Ru	Pa	Rt	PAT	FG	S	2	TP
Mare	0	0	0	33/33	25/30	0	0	108
Chambers	0	11	0	0/0	0/0	0	0	66
Williams	6	0	0	0/0	0/0	0	0	36
Brown	4	1	0	0/0	0/0	0	0	30
McMichael	0	5	0	0/0	0/0	0	0	30
Booker	0	3	0	0/0	0/0	0	0	18
Taylor	0	0	1	0/0	0/0	1	0	8
Gilmore	0	1	0	0/0	0/0	0	0	6
Heller	0	1	0	0/0	0/0	0	0	6
Morris	1	0	0	0/0	0/0	0	0	6
Carter	0	0	0	0/0	0/0	1	0	2
Howard	0	0	0	0/0	0/0	1	0	2
DOLPHINS	11	22	1	33/33	25/30	3	0	318
OPPONENTS	11	23	1	31/32	24/24	1	1	317

FIELD GOALS	1-19	20-29	30-39	40-49	50+
Mare	0/0	9/10	9/12	6/6	1/2
DOLPHINS	0/0	9/10	9/12	6/6	1/2
OPPONENTS	0/0	7/7	7/7	7/7	3/3

TWO-POINT CONVERSIONS
DOLPHINS 0-1, OPPONENTS 1-3

SACKS
Taylor 12, Bowens 6, Carter 6, Holliday 5, Bell 3, Howard 2, T. Jones 2, Schulters 2, Z. Thomas 2, Traylor 2, Zgonina 2, Roth 1, Seau 1, Spragan 1, Wright 1, Team 1.
DOLPHINS 49.0, OPPONENTS 26.0

USUAL STARTERS

OFFENSE
WR - Chris Chambers (16)
LT - Damian McIntosh (14)
LG - Geno James (16)
C - Seth McKinney (13), Rex Hadnot (3)
RG - Rex Hadnot (13), Alonzo Ephraim (3)
RT - Vernon Carey (14), Stockar McDougle (2)
TE - Randy McMichael (16)
WR - Marty Booker (12), Bryan Gilmore, (1)
QB - Gus Frerotte (15), Sage Rosenfels (1)
RB - *Ronnie Brown (13), Ricky Williams (3)
FB - Darian Barnes (6), Heath Evans (2), Sammy Morris (2), *Ronnie Brown (1)
2TE - Lorenzo Diamond (7)
3WR - Wes Welker (1)

DEFENSE
LDE - Kevin Carter (16)
LDT - Keith Traylor (13), Jeff Zgonina (3)
RDT - Ronnie Holliday (16)
RDE - Jason Taylor (16)
LLB - *Channing Crowder (11), Derrick Pope (2)
MLB - Zach Thomas (14), *Channing Crowder (2)
LLB - Donnie Spragan (9), Junior Seau (5)
RLB - *Travis Daniels (14), Reggie Howard (2)
SS - Travares Tillman (10), Tebucky Jones (6)
FS - Lance Schulters (16)
SDB - Reggie Howard (4)
6DB - Eddie Jackson (1)

* Indicates Rookie

2006 FINAL STATISTICS (6-10)

DATE	OPPONENT	SCORE	W/L	ATT.
9/7	at Pittsburgh	17-28	L	64/927
9/17	BUFFALO	6-16	L	72/797
9/24	TENNESSEE	13-10	W	72/733
10/1	at Houston	15-17	L	70,071
10/8	at New England	10-20	L	68,756
10/15	at New York Jets	17-20	L	77,439
10/22	GREEN BAY	24-34	L	73,548
11/5	at Chicago	31-13	W	62,206
11/12	KANSAS CITY	13-10	W	73,132
11/19	MINNESOTA	24-20	W	73,070
11/23	at Detroit	27-10	W	61,562
12/3	Jacksonville	10-24	L	73,160
12/10	NEW ENGLAND	21-0	W	74,033
12/17	at Buffalo	0-21	L	71,011
12/25	N.Y. JETS	10-13	L	73,500
12/31	at Indianapolis	22-27	L	57,310

TEAM STATISTICS	MIA.	OPP.				
TOTAL FIRST DOWNS	281	267				
Rushing	82	72				
Passing	180	166				
Penalty	19	29				
3rd Down: Made/Att	88/234	89/234				
3rd Down Efficiency	37.6	38.0				
4th Down: Made/Att	7/14	9/16				
4th Down Efficiency	50.0	56.3				
POSESSION AVG	30:01	29:59				
TOTAL NET YARDS	4960	4625				
Average Per Game	310.0	289.1				
Total Plays	1034	1005				
Average Per Play	4.8	4.6				
NET YARDS RUSHING	1673	1618				
Average Per Game	104.6	101.1				
Total Rushes	402	461				
NET YARDS PASSING	3287	3007				
Average Per Game	205.4	187.9				
Sacked/Yards Lost	41/290	47/268				
Gross Yards	3577	3275				
Attempts/Completions	591/342	497/279				
Completion Percentage	57.9	56.1				
Had Intercepted	19	8				
PUNTS/AVERAGE	86/42.3	91/41.6				
NET PUNTING AVERAGE	86/35.7	91/36.3				
PENALTIES/YARDS	90/789	91/720				
FUMBLES/BALL LOST	19/6	35/19				
TOUCHDOWNS	26	31				
Rushing	7	7				
Passing	16	22				
Returns	3	2				
SCORE BY QUARTERS	1	2	3	4	OT	Total
DOLPHINS	33	73	53	101	0	260
OPPONENTS	32	85	59	107	0	283
RUSHING	NO.	YDS.	AVG.	LG	TD	
Brown	241	1008	4.2	47	5	
Morris	92	400	4.3	55	1	
Chambers	8	95	11.9	39	0	
Minor	19	74	3.9	9	0	
Suggs	6	26	4.3	7	0	
Harrington	19	24	1.3	7	0	
Culpepper	10	20	2.0	7	1	
Booker	3	19	6.3	18	0	
Lemon	3	7	2.3	06	0	
Jones	1	0	0.0	0	0	
DOLPHINS	402	1673	4.2	55	7	
OPPONENTS	461	1618	3.5	70t	7	

RECEIVING	NO.	YDS.	AVG.	LG	TD
Welker	67	687	10.3	38	1
McMichael	62	640	10.3	24	3
Chambers	59	677	11.5	46	4
Booker	55	747	13.6	52	6
Brown	33	276	8.4	24	0
Hagan	21	221	10.5	24	1
Morris	21	162	7.7	44	0
Peele	16	116	7.3	25	1
Barnes	3	22	7.3	13	0
Minor	3	2	0.7	4	0
Russell	2	14	7.0	9	0
Suggs	0	13	-	13	0
DOLPHINS	342	3577	10.5	52	16
OPPONENTS	279	3275	11.7	87t	22

INTERCEPTIONS	NO.	YDS.	AVG.	LG	TD
Taylor	2	71	35.5	51t	2
Hill	2	33	16.5	21	0
W. Allen	1	11	11.0	11	0
J. Allen	1	7	7.0	7	0
Daniels	1	-2	-2.0	-2	0
Thomas	1	-4	-4.0	-4	0
DOLPHINS	8	116	14.5	51t	2
OPPONENTS	19	207	10.9	42t	2

PUNTING	NO.	YDS.	AVG.	LG	BK
Jones	85	3640	42.8	64	1
DOLPHINS	86	3640	42.3	64	1
OPPONENTS	91	3785	41.6	62	0

PUNT RET.	NO.	YDS.	AVG.	LG	TD
Welker	41	378	9.2	47	0
DOLPHINS	41	378	9.2	47	0
OPPONENTS	49	367	7.5	28	0

KICKOFF RET.	NO.	YDS.	AVG.	LG	TD
Welker	48	1064	22.2	46	0
Bowens	2	21	10.5	11	0
Minor	2	17	8.5	17	0
DOLPHINS	52	1102	21.2	46	0
OPPONENTS	40	981	24.5	51	0

SCORING	Ru	Pa	Rt	PAT	FG	S	2	TP
Mare	0	0	0	22/22	26/36	0	0	100
Booker	0	6	0	0/0	0/0	0	2	40
Brown	5	0	0	0/0	0/0	0	0	30
Chambers	0	4	0	0/0	0/0	0	0	24
McMichael	0	3	0	0/0	0/0	0	0	18
Taylor	0	0	2	0/0	0/0	0	0	12
Culpepper	1	0	0	0/0	0/0	0	0	6
Hagan	0	1	0	0/0	0/0	0	0	6
Hill	0	0	1	0/0	0/0	0	0	6
Morris	1	0	0	0/0	0/0	0	0	6
Peele	0	1	0	0/0	0/0	0	0	6
Welker	0	0	0	0/0	0/0	0	0	6
DOLPHINS	7	16	3	22/22	26/36	0	2	260
OPPONENTS	7	22	2	31/31	22/25	0	0	283

FIELD GOALS	1-19	20-29	30-39	40-49	50+
Mare	0/0	10/10	6/8	9/12	1/6
DOLPHINS	0/0	10/10	6/8	9/12	1/6
OPPONENTS	1/1	3/3	12/12	5/7	1/2

TWO-POINT CONVERSIONS
Booker 2
DOLPHINS 2-4, OPPONENTS 0-0

SACKS
Taylor 13.5, Holliday 7, Carter 5.5, Bowens 5, Traylor 4, Roth 3.5, Thomas 3, Bell 2, Spragan 1.5, W. Allen 1, Crowder 1.
DOLPHINS 47.0, OPPONENTS 41.0

USUAL STARTERS
OFFENSE
WR - Chris Chambers (16)
LT - Damion McIntosh (11), L.J. Shelton (5)
LG - Geno James (9), Kendyl Jacox (7)
C - Rex Hadnot (16)
RG - L.J. Shelton (11), Bennie Anderson (2), Damion McIntosh (2), Kendyl Jacox (1)
RT - Vernon Carey (16)
TE - Randy McMichael (16)
WR - Marty Booker (13), Wes Welker (1)
QB - Joey Harrington (11), Daunte Culpepper (4), Cleo Lemon (1)
RB - Ronnie Brown (12), Sammy Morris (4)
FB - Darian Barnes (6)
3WR - Wes Welker (1)
2TE - Justin Peele (10), Jason Rader (1)

DEFENSE
LDE - Kevin Carter (16)
NT - Keith Traylor (14), Jeff Zgonina (2)
DT - Vonnie Holliday (16)
OE - Jason Taylor (16)
LLB - Channing Crowder (14)
MLB - Zach Thomas (16)
RLB - Donnie Spragan (9)
LCB - Will Allen (15), Travis Daniels (1)
RCB - André Goodman (1), Travis Daniels (3)
SS - Yeremiah Bell (10), Travares Tillman (6)
FS - Renaldo Hill (16)
Travis Daniels (2), Michael Lehan (2),
5DB - Yeremiah Bell (1), André Goodman (1), Travares Tillman (1)
6DB - Eddie Jackson (2)

* Indicates Rookie

PASSING	ATT.	COMP.	YDS.	PCT.	TD	INT.	LG	SCK/LST	RATING
Harrington	388	223	2236	57.5	12	15	48	15/116	68.2
Culpepper	134	81	929	60.4	2	3	52	21/150	77.0
Lemon	68	38	412	55.9	2	1	38	5/24	77.6
Brown	1	0	0	0.0	0	0	00	0/0	39.6
DOLPHINS	591	342	3577	57.9	16	19	52	41/290	71.2
OPPONENTS	279	279	3275	56.1	22	8	87t	47/268	84.4

2007 FINAL STATISTICS (1-15)

DATE	OPPONENT	SCORE	W/L	ATT.
9/9	at Washington	13-16 (OT) L		90/163
9/16	DALLAS	20-37 L		71/615
9/23	at N.Y. Jets	28-31 L		77/197
9/30	OAKLAND	17-35 L		70/621
10/7	at Houston	19-22 L		70/156
10/14	at Cleveland	31-41 L		73,156
10/21	NEW ENGLAND	28-49 L		71,951
10/28	N.Y. GIANTS	10-13 L		81,176
11/11	BUFFALO	10-13 L		70,615
11/18	at Philadelphia	7-17 L		68,934
11/26	at Pittsburgh	0-3 L		57,704
12/2	N.Y. JETS	13-40 L		71,109
12/9	at Buffalo	17-38 L		71,018
12/16	BALTIMORE	22-16 (OT) W		70,287
12/23	at New England	7-28 L		68,756
12/30	CINCINNATI	25-38 L		70,461

TEAM STATISTICS		MIA.	OPP.
TOTAL FIRST DOWNS		283	318
Rushing		107	129
Passing		162	165
Penalty		14	24
3rd Down: Made/Att.		81/218	98/208
3rd Down Percentage		37.2	47.3
4th Down: Made/Att.		13/22	6/10
4th Down Percentage		59.1	60.0
POSSESSION AVERAGE		29:05	30:55
TOTAL NET YARDS		4600	5475
Average Per Game		287.5	342.2
Total Plays		989	983
Average Per Play		4.7	5.6
NET YARDS RUSHING		1569	2456
Average Per Game		98.1	153.5
Total Rushes		389	544
NET YARDS PASSING		3031	3019
Avg Per Game		189.4	188.7
Sacked/Yards Lost		42/288	30/167
Gross Yards		3319	3186
Attempts/Completions		558/318	409/242
Completion Percentage		57.0	59.2
Had Intercepted		16	14
PUNTS/AVERAGE		77/43.2	62/43.3
NET PUNTING AVERAGE		77/36.6	62/37.3
PENALTIES/YARDS		91/732	73/604
FUMBLES/BALL LOST		25/13	20/8
TOUCHDOWNS		29	50
Rushing		14	18
Passing		12	28
Returns		3	4

SCORE BY QUARTERS	1	2	3	4	OT	Total
DOLPHINS	32	77	68	84	6	267
OPPONENTS	110	146	52	126	3	437

RUSHING	NO.	YDS.	AVG.	LG	TD
Brown	119	602	5.1	60	4
Chatman	128	515	4.0	30	1
L. Booker	28	125	4.5	22	0
Gado	35	104	3.0	20t	3
Lemon	31	102	3.3	11	4
Cobbs	15	47	3.1	12	1
Green	7	32	4.6	23	0
R. Williams	6	15	2.5	6	0
Beck	9	12	1.3	8	1
M. Booker	2	12	6.0	12	0
Mauia	4	5	1.3	3	0
Ginn, Jr.	4	3	0.8	7	0
Chambers	1	-5	-5.0	-5	0
DOLPHINS	389	1569	4.0	60	14
OPPONENTS	544	2456	4.5	59t	18

RECEIVING	NO.	YDS.	AVG.	LG	TD
M. Booker	50	556	11.1	26	1
Brown	39	389	10.0	43	1
Ginn, Jr.	34	420	12.4	54	2
Martin	34	303	8.9	28	2
Chambers	31	415	13.4	28	0
Hagan	29	373	12.9	22t	2
Peelle	29	228	7.9	35	2
L. Booker	28	237	8.5	22	0
Chatman	27	161	6.0	22	0
Camarillo	8	160	20.0	64t	2
Gado	4	47	11.8	35	0
Cobbs	2	20	10.0	11	0
Mauia	2	5	2.5	5	0
Halterman	1	7	7.0	7	0
Hadnot	0	-2	-	-2	0
DOLPHINS	318	3319	10.4	64t	12
OPPONENTS	242	3186	13.2	70t	28

INTERCEPTIONS	NO.	YDS.	AVG.	LG	TD
J. Allen	3	15	5.0	13	0
Goodman	2	23	11.5	18	0
Porter	2	19	9.5	14	0
Pope	2	0	0.0	0	0
Taylor	1	36	36.0	36t	1
Daniels	1	29	29.0	29	0
Hill	1	24	24.0	24	0
W. Allen	1	14	14.0	14	0
Lehan	1	0	0.0	0	0
DOLPHINS	14	160	11.4	36t	1
OPPONENTS	16	232	14.5	36	0

PUNTING	NO.	YDS.	AVG.	LG	BK
Fields	77	3327	43.2	61	0
DOLPHINS	77	3327	43.2	61	0
OPPONENTS	62	2682	43.3	64	0

PUNT RET.	NO.	YDS.	AVG.	LG	TD
Ginn, Jr.	24	230	9.6	87t	1
DOLPHINS	24	230	9.6	87t	1
OPPONENTS	39	387	9.9	49	0

KICKOFF RET.	NO.	YDS.	AVG.	LG	TD
Ginn, Jr.	63	1433	22.7	52	0
Cobbs	5	44	8.8	11	0
M. Booker	2	3	1.5	3	0
Chatman	2	31	15.5	21	0
Hagan	2	25	12.5	14	0
Fitita	1	0	0.0	0	0
Mauia	1	4	4.0	4	0
Mruczkowski	1	9	9.0	9	0
Peelle	1	0	0.0	0	0
Camarillo	0	3	-	3	0
DOLPHINS	78	1552	19.9	52	0
OPPONENTS	50	1292	25.8	98t	2

SCORING	Ru	Pa	Rt	PAT	FG	S	2	TP
Feely	0	0	0	26/26	21/23	0	0	89
Brown	4	1	0	0/0	0/0	1	3	32
Lemon	4	0	0	0/0	0/0	0	24	24
Gado	3	0	0	0/0	0/0	0	18	18
Ginn, Jr.	0	2	1	0/0	0/0	0	18	18
Hagan	0	2	0	0/0	0/0	1	14	14
Camarillo	0	2	0	0/0	0/0	0	12	12
Martin	0	2	0	0/0	0/0	0	12	12
Peelle	0	2	0	0/0	0/0	0	12	12
Beck	1	0	0	0/0	0/0	0	6	6
M. Booker	0	1	0	0/0	0/0	0	6	6
Chatman	1	0	0	0/0	0/0	0	6	6
Cobbs	1	0	0	0/0	0/0	0	6	6
Lehan	0	1	0	0/0	0/0	0	6	6
Taylor	0	0	1	0/0	0/0	0	6	6
DOLPHINS	14	12	3	26/26	21/23	0	2267	2267
OPPONENTS	18	28	4	49/49	28/33	1	1437	1437

FIELD GOALS	1-19	20-29	30-39	40-49	50+
Feely	0/0	7/7	6/6	7/9	1/1
DOLPHINS	0/0	7/7	6/6	7/9	1/1
OPPONENTS	1/1	10/11	7/7	6/9	4/5

TWO-POINT CONVERSIONS	
Brown 1, Hagan 1	
DOLPHINS 2-2, OPPONENTS 1-1	

SACKS	
Taylor 11, Porter 5.5, Roth 3, W. Allen 2, Holliday 2, Moses 1.5, R. Wright 1.5, Lehan 1, Thomas 1, Traylor 1, Crowder 0.5	
DOLPHINS 30.0, OPPONENTS 42.0	

USUAL STARTERS	
OFFENSE	
WR - Marty Booker (15), Derek Hagan (1)	
LT - Vernon Carey (16)	
LG - Chris Liwienski (14), Cory Lekkerkerker (2)	
C - *Samson Satele (16)	
RG - Rex Hadnot (16)	
RT - L.J. Shelton (16)	
TE - David Martin (15), Justin Peelle (1)	
WR - *Ted Ginn, Jr. (8), Chris Chambers (5)	
QB - Cleo Lemon (7), Trent Green (5), *John Beck (4)	
RB - Ronnie Brown (7), Jesse Chatman (6), Samkon Gado (2), *Lorenzo Booker (1)	
FB - *Reagan Mauia (9)	
3WR - *Ted Ginn, Jr. (1)	
ZTE - Justin Peelle (9)	

DEFENSE	
LDE - Matt Roth (9), Vonnie Holliday (5), Joey Porter (2)	
NT - Keith Taylor (14), *Quentin Moses (1), Steve Fitita (1)	
DT - Vonnie Holliday (7), Rodrigue	
DE - Jason Taylor (16)	
LB - Channing Crowder (10), Donnie	
LB - Spragan (3), Derrick Pope (1)	
LB - Derrick Pope (8), Zach Thomas (5), Donnie Spragan (2), Joey Porter (1)	
LB - Joey Porter (12)	
CB - Will Allen (16)	
CB - Michael Lehan (13), Travis Daniels (3), Cameron Worrell (7), Lance Schulters (4), Donovan Darius (2), Yereemiah Bell (1), Travares Tillman (1), Travis Daniels (1)	
S - Jason Allen (9), Renaldo Hill (7)	
SDB - André Goodman (4), Michael Lehan (1)	
6DB - Travis Daniels (1)	

* Indicates Rookie

PASSING	ATT.	COMP.	YDS.	PCT.	TD	INT.	LG	SCK/LST	RATING
Lemon	309	173	1773	56.0	6	6	64t	25/166	71.0
Green	141	85	987	60.3	5	7	43	7/53	72.6
Beck	107	60	559	56.1	1	3	22t	10/69	62.0
M. Booker	1	0	0	0.0	0	0	0	0/0	39.6
DOLPHINS	558	318	3319	57.0	12	16	64t	42/288	69.6
OPPONENTS	409	242	3186	59.2	28	14	70t	30/167	92.4

2008 FINAL STATISTICS (11-5)

DATE	OPPONENT	SCORE	W/L	ATT.
9/7	N.Y. Jets	14-20	L	65,859
9/14	at Arizona	10-31	L	63,445
9/21	at New England	38-13	W	68,756
10/5	SAN DIEGO	17-10	W	65,063
10/12	at Houston	28-29	L	70,023
10/19	BALTIMORE	13-27	L	64,972
10/26	BUFFALO	25-16	W	65,011
11/2	at Denver	26-17	W	75,499
11/9	SEATTLE	21-19	W	64,862
11/16	OAKLAND	17-15	W	65,113
11/23	NEW ENGLAND	28-48	L	67,146
11/30	at St. Louis	16-12	W	61,046
12/7	at Buffalo	16-3	W	52,134
12/14	SAN FRANCISCO	14-9	W	65,893
12/21	at Kansas City	38-31	W	73,689
12/28	at N.Y. Jets	24-17	W	79,454

TEAM STATISTICS		MIA.	OPP.
TOTAL FIRST DOWNS	308	296	
By Rushing	111	96	
By Passing	184	173	
By Penalty	13	27	
Third Down: Made/Att.	71/192	79/209	
Third Down Efficiency	37.0	37.8	
Fourth Down: Made/Att.	10/15	11/19	
Fourth Down Efficiency	66.7	57.9	
POSSESSION AVERAGE	31.03	28.57	
TOTAL NET YARDS	5529	5264	
Average Per Game	345.6	329.0	
Total Plays	965	979	
Average Per Play	5.7	5.4	
NET YARDS RUSHING	1897	1620	
Average Per Game	118.6	101.3	
Total Rushes	448	388	
NET YARDS PASSING	3632	3644	
Average Per Game	227.0	227.8	
Sacked/Yards Lost	26/129	40/218	
Gross Yards	3761	3862	
Attempts/Completions	491/330	551/320	
Completion Percentage	67.2	58.1	
Had Intercepted	7	18	
PUNTS/AVERAGE	74/43.9	61/46.7	
NET PUNTING AVERAGE	35.5	39.7	
PENALTIES/YARDS	81/669	86/615	
FUMBLE/BALL LOST	18/6	27/12	
TOUCHDOWNS	40	33	
By Rushing	18	11	
By Passing	20	18	
By Returns	2	4	

SCORE BY QUARTERS	1	2	3	4	OT	Total
DOLPHINS	85	113	65	82	0	345
OPPONENTS	62	102	91	62	0	317

RUSHING	NO.	YDS.	AVG.	LG	TD
Brown	214	916	4.3	62t	10
Williams	160	659	4.1	51t	4
Cobbs	12	88	7.3	44	1
Polite	23	85	3.7	14	0
Ginn, Jr.	5	73	14.6	40t	2
Pennington	30	62	2.1	16	1
Bess	1	13	13.0	13	0
Camarillo	2	1	0.5	6	0
Fields	1	0	0.0	0	0
DOLPHINS	448	1897	4.2	62t	18
OPPONENTS	388	1620	4.2	33	11

RECEIVING	NO.	YDS.	AVG.	LG	TD
Ginn, Jr.	56	790	14.1	64	2
Camarillo	55	613	11.1	33	2
Bess	54	554	10.3	37	1
Fasano	34	454	13.4	24	7
Brown	33	254	7.7	39	0
Martin	31	450	14.5	61t	3
Williams	29	219	7.6	47	1
Cobbs	19	275	14.5	80t	2
Polite	6	24	4.0	9	0
Hagan	3	51	17.0	20	0
London	3	30	10.0	14	0
Wilford	3	25	8.3	15	0
Haynos	2	22	11.0	19t	1
Cramer	2	3	1.5	2t	1
Satele	0	-3	-	-3	0
DOLPHINS	330	3761	11.4	80t	20
OPPONENTS	320	3862	12.1	79t	18

INTERCEPTIONS	NO.	YDS.	AVG.	LG	TD
Goodman	5	53	10.6	55	0
W. Allen	3	62	20.7	32t	1
Hill	3	34	11.3	17	0
Ayodele	2	29	14.5	17	0
Merling	1	25	25.0	17	0
Starks	1	8	8.0	8	0
J. Allen	1	2	2.0	2	0
Culver	1	1	1.0	1	0
Jones	1	0	0.0	0	0
DOLPHINS	18	214	11.9	55	2
OPPONENTS	7	130	18.6	44t	2

PUNTING	NO.	YDS.	AVG.	LG	BK
Fields	74	3249	43.9	71	0
DOLPHINS	74	3249	43.9	71	0
OPPONENTS	61	2848	46.7	67	1

PUNT RET.	NO.	YDS.	AVG.	LG	TD
Bess	21	231	11.0	27	0
Ginn, Jr.	7	54	7.7	15	0
DOLPHINS	28	285	10.2	27	0
OPPONENTS	37	485	13.1	93t	2

KICKOFF RET.	NO.	YDS.	AVG.	LG	TD
Ginn, Jr.	32	657	20.5	41	0
Bess	14	311	22.2	32	0
Cobbs	8	189	23.6	60	0
London	2	28	14.0	17	0
Fasano	1	0	0.0	0	0
Jones	1	0	0.0	0	0
Ndukwe	1	14	14.0	14	0
Ryan	1	14	14.0	14	0
DOLPHINS	60	1213	20.2	60	0
OPPONENTS	68	1655	24.3	95	0

SCORING	Ru	Pa	Rt	PAT	FG	S	2	TP
Carpenter	0	0	0	40/40	21/25	0	0	103
Brown	10	0	0	0/0	0/0	0	0	60
Fasano	0	7	0	0/0	0/0	0	0	42
Williams	4	1	0	0/0	0/0	0	0	30
Ginn	2	2	0	0/0	0/0	0	0	24
Cobbs	1	2	0	0/0	0/0	0	0	18
Martin	0	3	0	0/0	0/0	0	0	18
Camarillo	0	2	0	0/0	0/0	0	0	12
W. Allen	0	0	1	0/0	0/0	0	0	6
Bess	0	1	0	0/0	0/0	0	0	6
Cramer	0	1	0	0/0	0/0	0	0	6
Haynos	0	1	0	0/0	0/0	0	0	6
Merling	0	0	1	0/0	0/0	0	0	6
Pennington	1	0	0	0/0	0/0	0	0	6
Anderson	0	0	0	0/0	0/0	1	0	2
DOLPHINS	18	20	2	40/40	21/25	0	0	345
OPPONENTS	11	18	4	28/28	29/32	1	0	317

FIELD GOALS	1-19	20-29	30-39	40-49	50+
Carpenter	0/0	4/4	7/7	9/13	1/1
DOLPHINS	0/0	4/4	7/7	9/13	1/1
OPPONENTS	1/1	9/9	10/11	7/9	2/2

TWO-POINT CONVERSIONS	
DOLPHINS	0-0, OPPONENTS 1-5

SACKS	
Porter	17.5, Roth 5.0, Holliday 3.5, Jones 3.0, Starks 3.0, Anderson 2.5, Langford 2.0, Merling 1.0, W. Allen 1.0, Bell 1.0, Torbor 0.5.
DOLPHINS	40.0, OPPONENTS 26.0

USUAL STARTERS

OFFENSE	
WR	- Ted Ginn, Jr. (13), Brandon London (1)
LT	- *Jake Long (16)
LG	- Justin Smiley (12), Andy Alleman (4)
C	- Samson Satele (16), *Donald
RG	- Ikechuku Ndukwe (15), *Thomas (1)
RT	- Vernon Carey (16)
TE	- Anthony Fasano (16)
WR	- Greg Camarillo (11), *Davone Bess (5)
QB	- Chad Pennington (16)
RB	- Ronnie Brown (13), Ricky Williams (3)
FB	- Lousaka Polite (5), Patrick Cobbs (2), Casey Cramer (2)
3WR	- *Davone Bess (1)
ZTE	- David Martin (7)

DEFENSE	
LE	- *Kendall Langford (13), Randy Starks (1)
NT	- Jason Ferguson (13), Charlie Anderson (1), *Phillip Merling (1), Randy Starks (1)
RT	- Vonnie Holliday (1), Randy Starks (1)
RE	- Vonnie Holliday (14), *Phillip Merling (1), Randy Starks (1)
SLB	- Matt Roth (14), Quentin Moses (1)
ILB	- Channing Crowder (13), Reggie Torbor (1)
ILB	- Akin Ayodele (13)
WLB	- Joey Porter (16)
LCB	- Will Allen (16)
RCB	- André Goodman (16)
FS	- Chris Crocker (2), Renaldo Hill (14)
SS	- Jeremiah Bell (16)
5DB	- Michael Lehan (2), Jason Allen (1), Renaldo Hill (1), Nate Jones (1)
6DB	- Jason Allen (1)

* Indicates Rookie

PASSING	ATT.	COMP.	YDS.	PCT.	TD	INT.	LG	SCK/LST	RATING
Pennington	476	321	3653	67.4	19	7	80t	24/121	97.4
Henne	12	7	67	58.3	0	0	19	0/0	74.0
Brown	3	2	41	66.7	1	0	19t	1/8	149.3
Williams	0	0	0	0	0	0	-	-	-
DOLPHINS	491	330	3761	67.2	20	7	80t	26/129	97.6
OPPONENTS	551	320	3862	58.1	18	18	79t	40/218	77.0

2009 FINAL STATISTICS (7-9)

DATE	OPPONENT	SCORE	W/L	ATT.
9/13	at Atlanta	7-19	L	67,606
9/21	INDIANAPOLIS	23-27	L	66,227
9/27	at San Diego	13-23	L	67,230
10/4	BUFFALO	38-10	W	65,523
10/12	N.Y. JETS	31-27	W	69,767
10/25	NEW ORLEANS	34-46	L	66,689
11/1	at N.Y. Jets	30-25	W	77,531
11/8	at New England	17-27	L	68,756
11/15	TAMPA BAY	25-23	W	66,085
11/19	at Carolina	24-17	W	73,475
11/29	at Buffalo	14-31	L	70,155
12/6	NEW ENGLAND	22-21	W	70,102
12/13	at Jacksonville	14-10	W	60,457
12/20	at Tennessee	24-27 (OT)	L	69,143
12/27	HOUSTON	20-27	L	65,847
1/3/10	PITTSBURGH	24-30	L	70,102

TEAM STATISTICS	MIA.	OPP.
TOTAL FIRST DOWNS	333	297
Rushing	129	88
Passing	188	184
Penalty	16	25
3rd Down: Made/Att.	120/245	69/198
3rd Down Percentage	49.0	34.8
4th Down: Made/Att.	13/18	8/15
4th Down Percentage	72.2	53.3
POSSESSION AVERAGE	31:54	28:06
TOTAL NET YARDS	5401	5589
Average Per Game	337.6	349.3
Total Plays	1088	968
Average Per Play	5.0	5.8
NET YARDS RUSHING	2231	1835
Avg. Per Game	139.4	114.7
Total Rushes	509	435
NET YARDS PASSING	3170	3754
Average Per Game	198.1	234.6
Sacked/Yards Lost	34/226	44/242
Gross Yards	3396	3996
Attempts/Completions	545/331	489/281
Completion Percentage	60.7	57.5
Had Intercepted	19	15
PUNTS/AVERAGE	75/46.3	67/44.1
NET PUNTING AVERAGE	75/39.8	67/38.4
PENALTIES/YARDS	78/640	73/589
FUMBLES/BALL LOST	27/10	17/6
TOUCHDOWNS	41	42
Rushing	22	16
Passing	15	23
Returns	4	3

SCORE BY QUARTERS	1	2	3	4	OT	Total
DOLPHINS	57	106	81	116	0	360
OPPONENTS	68	101	78	140	3	390

RUSHING	NO.	YDS.	AVG.	LG	TD
R. Williams	241	1121	4.7	68t	11
Brown	147	648	4.4	45	8
Polite	37	123	3.3	13	0
Hilliard	23	89	3.9	18	1
White	21	81	3.9	33	0
Ginn, Jr.	7	48	6.9	22	0
Cobbs	6	36	6.0	19	0
Henne	16	32	2.0	12	1
Hartline	4	29	7.3	16t	1
Bess	2	11	5.5	11	0
Pennington	3	7	2.3	4	0
Sheets	1	5	5.0	5	0
Thigpen	1	1	1.0	1	0
DOLPHINS	509	2231	4.4	68t	22
OPPONENTS	435	1835	4.2	50	16

PASSING	ATT.	COMP.	YDS.	PCT.	TD	INT.	LG	SCK/LST	RATING
Henne	451	274	2878	60.8	12	14	67	26/176	75.2
Pennington	74	51	413	68.9	1	2	21	6/32	76.0
Thigpen	8	4	83	50.0	1	2	34t	0/0	87.0
Brown	6	2	22	33.3	1	0	21	1/9	84.7
White	5	0	0	0.0	0	0	-	1/9	39.6
R. Williams	1	0	0	0.0	0	1	-	0/0	0.0
DOLPHINS	545	331	3396	60.7	15	19	67	34/226	73.3
OPPONENTS	489	281	3996	57.5	23	15	81t	44/242	86.9

RECEIVING	NO.	YDS.	AVG.	LG	TD
Bess	76	758	10.0	34t	2
Camarillo	50	552	11.0	29	0
Ginn, Jr.	38	454	11.9	53t	1
R. Williams	35	264	7.5	59	2
Hartline	31	506	16.3	67	3
Fasano	31	339	10.9	27	2
Hilliard	20	158	7.9	18	2
Haynos	19	162	8.5	21	2
Brown	14	98	7.0	27	0
Polite	11	51	4.6	10	0
Sperry	3	31	10.3	13	1
Cobbs	3	23	7.7	10	0
DOLPHINS	331	3396	10.3	67	15
OPPONENTS	281	3996	14.2	81t	23

INTERCEPTIONS	NO.	YDS.	AVG.	LG	TD
V. Davis	4	64	16.0	26	1
Beil	3	48	16.0	29	0
W. Allen	2	27	13.5	21	0
N. Jones	2	0	0.0	0	0
Culver	1	23	23.0	23	0
Crowder	1	2	2.0	2	0
Taylor	1	0	0.0	0	0
Torbor	1	0	0.0	0	0
DOLPHINS	15	164	10.9	29	1
OPPONENTS	19	261	13.7	54t	3

PUNTING	NO.	YDS.	AVG.	LG	BK
Fields	75	3472	46.3	66	0
DOLPHINS	75	3472	46.3	66	0
OPPONENTS	67	2953	44.1	66	0

PUNT RET.	NO.	YDS.	AVG.	LG	TD
Bess	28	209	7.5	22	0
Taylor	5	28	5.6	12	0
DOLPHINS	33	237	7.2	22	0
OPPONENTS	43	369	8.6	31	0

KICKOFF RET.	NO.	YDS.	AVG.	LG	TD
Ginn, Jr.	52	1296	24.9	101t	2
Cobbs	16	361	22.6	39	0
B. Hartline	3	36	12.0	18	0
Polite	2	24	12.0	12	0
Berger	1	13	13.0	13	0
Torbor	1	9	9.0	9	0
DOLPHINS	75	1739	23.2	101t	2
OPPONENTS	71	1557	21.9	87	0

SCORING	Ru	Pa	Rt	PAT	FG	S	2	TP
Carpenter	0	0	0	37/38	25/28	0	0	112
R. Williams	11	2	0	0/0	0/0	1	80	
Brown	8	0	0	0/0	0/0	0	48	
B. Hartline	1	3	0	0/0	0/0	0	24	
Ginn, Jr.	0	1	2	0/0	0/0	0	18	
Hilliard	1	2	0	0/0	0/0	0	18	
Bess	0	2	0	0/0	0/0	0	12	
Fasano	0	2	0	0/0	0/0	0	12	
Haynos	0	2	0	0/0	0/0	0	12	
V. Davis	0	0	1	0/0	0/0	0	6	
Henne	1	0	0	0/0	0/0	0	6	
Sperry	0	1	0	0/0	0/0	0	6	
Taylor	0	0	1	0/0	0/0	0	6	
DOLPHINS	22	15	4	37/38	25/28	0	1360	
OPPONENTS	16	23	3	35/37	33/39	0	2390	

FIELD GOALS	1-19	20-29	30-39	40-49	50+
Carpenter	0/0	9/9	7/8	8/9	1/2
DOLPHINS	0/0	9/9	7/8	8/9	1/2
OPPONENTS	0/0	11/11	7/8	9/14	6/6

TWO-POINT CONVERSIONS
R. Williams 1.
DOLPHINS 1-3, OPPONENTS 2-5
SACKS
Porter 9.0, Starks 7.0, Taylor 7.0, Wake 5.5, Langford 2.5, Merling 2.5, Anderson 2.0, Beil 1.5, McDaniel 1.5, Crowder 1.0, N. Jones 1.0, Moses 1.0, Torbor 1.0, Wilson 1.0, Baker 0.5.
DOLPHINS 44.0, OPPONENTS 34.0

USUAL STARTERS
OFFENSE
WR - Ted Ginn, Jr. (12), *Brian Hartline (2)
LT - Jake Long (16)
LG - Justin Smiley (12), Nate Garner (4)
C - Jake Grove (10), Joe Berger (6)
RG - Donald Thomas (12), Nate Garner (4)
RT - Vernon Carey (16)
TE - Anthony Fasano (14), Joey Haynos (2)
WR - Greg Camarillo (16)
QB - Chad Henne (13), Chad Pennington (3)
RB - Ronnie Brown (9), Ricky Williams (7)
FB - Louisa Polite (9)
3WR - Davone Bess (2)
2TE - Joey Haynos (6), Korry Sperry (1)

DEFENSE
LE - Kendall Langford (14), Cameron Wake (1)
NT - Jason Ferguson (9), Paul Soliai (4)
DT - Paul Soliai (1)
RE - Randy Starks (16)
SLB - Jason Taylor (15), Philip Merling (1)
ILB - Channing Crowder (13), Reggie Torbor (2)
ILB - Akin Ayodele (15)
WLB - Joey Porter (14), Charlie Anderson (1)
LCB - *Vontae Davis (9), Will Allen (6), Jason Allen (1)
RCB - *Sean Smith (16)
FS - Gibril Wilson (14), *Chris Clemons (2)
SS - Yereemiah Bell (15)
SDB - Nate Jones (5)
*6DB - Tyrone Culver (2)

* Indicates Rookie

2010 FINAL STATISTICS (7-9)

DATE	OPPONENT	SCORE	W/L	ATT.
9/12	at Buffalo	15-10	W	69,295
9/19	at Minnesota	14-10	W	63,846
9/26	N.Y. JETS	23-31	L	70,481
10/4	NEW ENGLAND	14-41	L	69,090
10/17	at Green Bay	23-20 (OT)	W	70,815
10/24	PITTSBURGH	22-23	L	69,867
10/31	at Cincinnati	22-14	W	63,179
11/7	at Baltimore	10-26	L	71,305
11/14	TENNESSEE	29-17	W	65,585
11/18	CHICAGO	0-16	L	68,752
11/28	at Oakland	33-17	W	48,946
12/5	CLEVELAND	10-13	L	65,942
12/12	at N.Y. Jets	10-6	W	78,948
12/19	BUFFALO	14-17	L	65,511
12/26	DETROIT	27-34	L	66,731
1/2/11	at New England	7-38	L	68,756

TEAM STATISTICS	MIA.	OPP.
TOTAL FIRST DOWNS	264	300
Rushing	91	84
Passing	189	166
Penalty	20	14
3rd Down: Made/Att.	92/230	84/226
3rd Down Pct.	40.0	37.2
4th Down: Made/Att.	3/10	8/22
4th Down Pct.	30.0	36.4
POSSESSION AVERAGE	30:42	29:18
TOTAL NET YARDS	5170	4949
Average Per Game	323.1	309.3
Total Plays	1040	988
Average Per Play	5.0	5.0
NET YARDS RUSHING	1643	1601
Avg. Per Game	102.7	100.1
Total Rushes	445	447
NET YARDS PASSING	3527	3348
Avg. Per Game	220.4	209.3
Sacked/Yards Lost	38/228	39/225
Gross Yards	3755	3573
Att./Completions	557/335	502/288
Completion Pct.	60.1	57.4
Had Intercepted	21	11
PUNTS/AVERAGE	75/44.9	77/42.3
NET PUNTING AVG.	75/37.8	77/37.2
PENALTIES/YARDS	72/595	85/730
FUMBLES/BALL LOST	24/10	21/8
TOUCHDOWNS	26	36
Rushing	8	8
Passing	17	22
Returns	1	6

SCORE BY QUARTERS	1	2	3	4	OT	Total
DOLPHINS	70	72	60	68	3	273
OPPONENTS	68	89	97	79	0	333
RUSHING	NO.	YDS.	AVG.	LG	TD	
R. Brown	200	734	3.7	51	5	
Williams	159	673	4.2	45t	2	
Thigpen	13	73	5.6	12	0	
Polite	26	62	2.4	4t	1	
Henne	35	52	1.5	10	0	
Hartline	2	27	13.5	30	0	
Moore	1	16	16.0	16	0	
Curtis	1	6	6.0	6	0	
Marshall	2	3	1.5	4	0	
Cobbs	4	0	0.0	4	0	
Bess	2	-3	-1.5	0	0	
DOLPHINS	445	1643	3.7	51	8	
OPPONENTS	447	1601	3.6	30	8	

PASSING	ATT.	COMP.	YDS.	PCT.	TD	INT.	LG	SCK/LST	RATING
Henne	490	301	3301	61.4	15	19	57t	30/178	75.4
Thigpen	62	33	435	53.2	2	2	35	8/50	73.0
R. Brown	2	0	0	0.0	0	0	00	0/0	39.6
Pennington	2	1	19	50.0	0	0	19	0/0	83.3
Marshall	1	0	0	0.0	0	0	00	0/0	39.6
DOLPHINS	557	335	3755	60.1	17	21	57t	38/228	74.8
OPPONENTS	502	288	3573	57.4	22	11	86t	39/225	85.0

RECEIVING	NO.	YDS.	AVG.	LG	TD
Marshall	86	1014	11.8	46	3
Bess	79	820	10.4	29	5
Hartline	43	615	14.3	54	1
Fasano	39	528	13.5	31	4
R. Brown	33	242	7.3	24	0
Williams	19	141	7.4	28t	1
Polite	12	61	5.1	14	0
Cobbs	8	91	11.4	29t	2
Moore	6	128	21.3	57t	1
Wallace	6	62	10.3	19	0
Shuler	2	44	22.0	28	0
Curtis	1	6	6.0	6	0
Hilliard	1	3	3.0	3	0
DOLPHINS	335	3755	11.2	57t	17
OPPONENTS	288	3573	12.4	86t	22

INTERCEPTIONS	NO.	YDS.	AVG.	LG	TD
Allen	3	17	5.7	17	0
Sapp	2	9	4.5	9	0
Bell	1	21	21.0	21	0
S. Smith	1	18	18.0	18	0
Carroll	1	1	1.0	1	0
Clemons	1	0	0.0	0	0
V. Davis	1	0	0.0	0	0
Jones	1	0	0.0	0	0
DOLPHINS	11	66	6.0	21	0
OPPONENTS	21	201	9.6	51t	2

PUNTING	NO.	YDS.	AVG.	LG	BK
Fields	73	3369	46.2	69	2
DOLPHINS	75	3369	44.9	69	2
OPPONENTS	77	3255	42.3	61	0

PUNT RET.	NO.	YDS.	AVG.	LG	TD
Bess	25	284	11.4	47	0
C. Smith	2	9	4.5	6	0
Amaya	1	0	0.0	0	0
DOLPHINS	28	293	10.5	47	0
OPPONENTS	43	454	10.6	94t	1

KICKOFF RET.	NO.	YDS.	AVG.	LG	TD
Carroll	27	655	24.3	46	0
Cobbs	23	448	19.5	40	0
C. Smith	3	52	17.3	19	0
Polite	2	10	5.0	10	0
Moore	1	34	34.0	34	0
DOLPHINS	56	1199	21.4	46	0
OPPONENTS	53	1303	24.6	103t	2

SCORING	Ru	Pa	Rt	PAT	FG	S	2	TP
D. Carpenter	0	0	0	25/25	30/41	0	0	115
Bess	0	5	0	0/0	0/0	0	0	30
R. Brown	5	0	0	0/0	0/0	0	0	30
Fasano	0	4	0	0/0	0/0	0	0	24
Marshall	0	3	0	0/0	0/0	0	0	18
Williams	2	1	0	0/0	0/0	0	0	12
Cobbs	0	2	0	0/0	0/0	0	0	12
Hartline	0	1	0	0/0	0/0	0	0	6
Misi	0	0	1	0/0	0/0	0	0	6
Moore	0	1	0	0/0	0/0	0	0	6
Polite	1	0	0	0/0	0/0	0	0	6
DOLPHINS	8	17	1	25/25	30/41	1	0	273
OPPONENTS	8	22	6	36/36	27/31	0	0	333
FIELD GOALS	1-19	20-29	30-39	40-49	50+			
Carpenter	1/1	9/9	5/5	11/18	4/8			
DOLPHINS	1/1	9/9	5/5	11/18	4/8			
OPPONENTS	1/1	11/11	8/9	5/6	2/4			

TWO-POINT CONVERSIONS
DOLPHINS 0-1, OPPONENTS 0-0
SACKS
Wake 14.0, Misi 4.5, Dansby 3.0, Langford 3.0, Starks 3.0, McDaniel 2.5, Soliai 2.0, Bell 1.5, Clemons 1.5, Dobbins 1.0, Jones 1.0, Moses 1.0, Team 1.0.
DOLPHINS 39.0, OPPONENTS 38.0

USUAL STARTERS
OFFENSE
WR - Brandon Marshall (14), Davone Bess (2)
LT - Jake Long (16)
LG - Richie Incognito (15), Pat McQuistan (1)
C - Joe Berger (14), Richie Incognito (1)
RG - *John Jerry (10), Pat McQuistan (6)
RT - Vernon Carey (12), Lydon Murtha (3), Pat McQuistan (1)
TE - Anthony Fasano (14), Lydon Murtha (1), *Mickey Shuler (1)
WR - Brian Hartline (11), Davone Bess (5)
QB - Chad Henne (14), Chad Pennington (1), Tyler Thigpen (1)
RB - Ronnie Brown (16)
FB - Lousaka Polite (11), Patrick Cobbs (1)
3WR - Davone Bess (1)
2TE - *Jeron Mastrud (2), *Mickey Shuler (1)

DEFENSE
LE - Kendall Langford (16)
NT - Paul Soliai (14), Tony McDaniel (1), Randy Starks (1)
RE - Randy Starks (15), *Jared Odrick (1)
SLB - *Koa Misi (11)
ILB - Channing Crowder (11), Tim Dobbins (3), Bobby Carpenter (2)
ILB - Carlos Dansby (13), Tim Dobbins (3)
WLB - Cameron Wake (16)
LCB - Vontae Davis (15), Benny Sapp (1)
RCB - Sean Smith (8), Jason Allen (7), *Nolan Carroll (1)
FS - Chris Clemons (14), *Reshad Jones (2)
SS - Yereemiah Bell (16)
5DB - Benny Sapp (5)
5DB - Nate Jones (5)

* Indicates Rookie

2011 FINAL STATISTICS (6-10)

DATE	OPPONENT	SCORE	W/L	ATT.
9/12	NEW ENGLAND	24-38	L	66,860
9/18	HOUSTON	13-23	L	51,032
9/25	at Cleveland	16-17	L	66,651
10/2	at San Diego	16-26	L	63,002
10/17	at N.Y. Jets	6-24	L	78,912
10/23	DENVER	15-18 (OT)	L	63,800
10/30	at N.Y. Giants	17-20	L	79,302
11/6	at Kansas City	31-3	W	72,263
11/13	WASHINGTON	20-9	W	57,007
11/20	BUFFALO	35-8	W	57,531
11/24	at Dallas	19-20	L	87,418
12/4	OAKLAND	34-14	W	57,225
12/11	PHILADELPHIA	10-26	L	67,823
12/18	at Buffalo	30-23	W	60,988
12/24	at New England	24-27	L	68,756
1/1/12	N.Y. JETS	19-17	W	65,811

TEAM STATISTICS	MIA.	OPP.
TOTAL FIRST DOWNS	287	310
Rushing	89	88
Passing	166	198
Penalty	32	24
3rd Down: Made/Att.	69/207	74/219
3rd Down Percentage	33.3	33.8
4th Down: Made/Att.	6/16	7/14
4th Down Percentage	37.5	50.0
POSSESSION AVERAGE	30:23	29:37
TOTAL NET YARDS	5078	5522
Average Per Game	317.4	345.1
Total Plays	990	1043
Average Per Play	5.1	5.3
NET YARDS RUSHING	1987	1530
Average Per Game	124.2	95.6
Total Rushes	469	412
NET YARDS PASSING	3091	3992
Average Per Game	193.2	249.5
Sacked/Yards Lost	52/334	41/241
Gross Yards	3425	4233
Attempts/Completions	469/280	590/350
Completion Percentage	59.7	59.3
Had Intercepted	13	16
POINTS/AVERAGE	78/48.8	95/45.4
NET PUNTING AVG.	78/41.1	95/38.6
PENALTIES/YARDS	85/779	112/975
FUMBLES/BALL LOST	28/12	17/3
TOUCHDOWNS	33	33
Rushing	11	8
Passing	20	24
Returns	2	1

SCORE BY QUARTERS	1	2	3	4	OT	Total
DOLPHINS	84	86	91	68	0	329
OPPONENTS	53	87	50	120	3	313
RUSHING	NO.	YDS.	AVG.	LG	TD	
Bush	216	1086	5.0	76t	6	
Thomas	165	581	3.5	28	0	
Henne	15	112	7.5	20	1	
Slaton	17	64	3.8	28	1	
Mat. Moore	32	65	2.0	16	2	
Hilliard	16	41	2.6	4	1	
Marshall	1	13	13.0	13	0	
Bess	2	9	4.5	9	0	
Hartline	1	9	9.0	9	0	
Gates	1	4	4.0	4	0	
L. Johnson	1	2	2.0	2	0	
Losman	2	1	0.5	1	0	
DOLPHINS	469	1987	4.2	76t	11	
OPPONENTS	412	1530	3.7	24t	8	

PASSING	ATT.	COMP.	YDS.	PCT.	TD	INT.	LG	SCK/LST	RATING
Mat. Moore	377	210	2497	60.5	16	9	65t	36/229	87.1
Henne	112	64	868	57.1	4	4	41	11/67	79.0
Losman	10	6	60	60.0	0	0	25	5/38	77.1
DOLPHINS	469	280	3425	59.7	20	13	65t	52/334	84.9
OPPONENTS	590	350	4233	59.3	24	16	99t	41/241	83.7

RECEIVING	NO.	YDS.	AVG.	LG	TD
Marshall	81	1214	15.0	65t	6
Bess	51	537	10.5	41	3
Bush	43	296	6.9	34	1
Hartline	35	549	15.7	41	1
Fasano	32	451	14.1	35t	5
Clay	16	233	14.6	46	3
Thomas	12	72	6.0	12	1
Hilliard	5	49	9.8	18	0
Slaton	2	3	-1.5	1	0
Gates	2	19	9.5	11	0
Mastrud	1	8	8.0	18	0
DOLPHINS	280	3425	12.2	65t	20
OPPONENTS	350	4233	12.1	99t	24

INTERCEPTIONS	NO.	YDS.	AVG.	LG	TD
Davis	4	60	15.0	28	0
Starks	2	21	10.5	18	0
Smith	2	7	3.5	17	0
Mitchell	1	55	55.0	55	0
Odrick	1	39	39.0	39	0
Burnett	1	34	34.0	34t	1
Bell	1	20	20.0	20	0
Dansby	1	14	14.0	14	0
Wilson	1	5	5.0	15	0
R. Jones	1	1	1.0	11	0
Carroll	1	0	0.0	10	0
DOLPHINS	16	256	16.0	55	1
OPPONENTS	13	224	17.2	100t	1

PUNTING	NO.	YDS.	AVG.	LG	BK
Fields	78	3810	48.8	70	0
DOLPHINS	78	3810	48.8	70	0
OPPONENTS	95	4313	45.4	69	2

PUNT RET.	NO.	YDS.	AVG.	LG	TD
Bess	37	442	11.9	25	0
Bush	6	52	8.7	16	0
Gates	3	32	10.7	17	0
DOLPHINS	46	526	11.4	25	0
OPPONENTS	47	463	9.9	45	0

KICKOFF RET.	NO.	YDS.	AVG.	LG	TD
Gates	34	843	24.8	77	0
Slaton	3	85	28.3	42	0
Bess	1	0	0.0	0	0
Hilliard	1	14	14.0	14	0
DOLPHINS	39	942	24.2	77	0
OPPONENTS	41	937	22.9	54	0

SCORING	Ru	Pa	Rt	PAT	FG	S	2	3	TP
Carpenter	0	0	0	26/26	29/34	0	0	0	113
Bush	6	1	0	0/0	0/0	0	0	0	42
Marshall	0	6	0	0/0	0/0	0	0	0	36
Fasano	0	5	0	0/0	0/0	0	0	0	30
Bess	0	3	0	0/0	0/0	0	0	0	18
Clay	0	3	0	0/0	0/0	0	0	0	18
Graham	0	0	0	6/6	4/5	0	0	0	18
Hilliard	1	0	1	0/0	0/0	0	0	0	12
Mat. Moore	2	0	0	0/0	0/0	0	0	0	12
Burnett	0	0	1	0/0	0/0	0	0	0	6
Hartline	0	1	0	0/0	0/0	0	0	0	6
Henne	1	0	0	0/0	0/0	0	0	0	6
Slaton	1	0	0	0/0	0/0	0	0	0	6
Thomas	0	1	0	0/0	0/0	0	0	0	6
DOLPHINS	11	20	2	32/32	33/39	0	0	0	329
OPPONENTS	8	24	1	31/31	26/33	2	1	313	

FIELD GOALS	1-19	20-29	30-39	40-49	50+
Carpenter	0/0	10/11	6/7	11/12	2/4
Graham	0/0	4/4	0/0	0/1	0/0
DOLPHINS	1/1	9/9	5/5	11/18	4/8
OPPONENTS	1/1	11/11	8/9	5/6	2/4

TWO-POINT CONVERSIONS
DOLPHINS 0-1, OPPONENTS 1-2

SACKS
Wake 8.5, Taylor 7, Odrick 6, Starks 4.5, Burnett 2.5, McDaniel 2.5, Bell 2, Dansby 2, R. Jones 2, Culver 1, Davis 1, Misi 1, Mitchell 1.
DOLPHINS 41.0, OPPONENTS 52.0

USUAL STARTERS

OFFENSE
WR – Brandon Marshall (16)
LT – Jake Long (14), John Jerry (2)
LG – Richie Incognito (15), Nate Garner (1)
C – *Mike Pouncey (16)
RG – Vernon Carey (15), John Jerry (1)
RT – Mark Colombo (16)
TE – Anthony Fasano (15), *Will Yeatman (1)
WR – Brian Hartline (11), Bess (4)
QB – Matt Moore (12), Chad Henne (4)
RB – Reggie Bush (8), Daniel Thomas (1)
FB – Charles Clay (8), Lex Hilliard (4), Daniel Thomas (1)
ZTE – Jeron Mastrud (3), *Will Yeatman (1)

DEFENSE
LE – Kendall Langford (12), Jared Odrick (3), Philip Merling (1)
NT – Paul Soliai (12), Jared Odrick (3), Tony McDaniel (1)
RE – Rancy Starks (15), Jared Odrick (1)
SLB – Koa Misi (9), Cameron Wake (2), Jason Taylor (2)
ILB – Kevin Burnett (16)
ILB – Karlos Dansby (16)
WLB – Cameron Wake (12)
LCB – *Jimmy Wilson (1)
RCB – Sean Smith (16)
FS – Reshad Jones (12), Tyrone Culver (4)
SS – Yeremiah Bell (16)
SDB – Will Allen (6), Benny Sapp (1)

* Indicates Rookie

2012 FINAL STATISTICS (7-9)

DATE	OPPONENT	SCORE	W/L	ATT.
9/9	at Houston	10-30	L	71, 566
9/16	OAKLAND	35-13	W	54, 245
9/23	N.Y. JETS	20-23 (OT)	L	60, 102
9/30	at Arizona	21-24 (OT)	L	60, 183
10/7	at Cincinnati	17-13	W	61, 162
10/14	ST. LOUIS	17-14	W	52, 983
10/28	at N.Y. Jets	30-9	W	79, 088
11/4	at Indianapolis	20-23	L	66, 479
11/11	TENNESSEE	3-37	L	60, 165
11/15	at Buffalo	14-19	L	69, 118
11/25	SEATTLE	24-21	W	51, 295
12/2	NEW ENGLAND	16-23	L	72, 114
12/9	at San Francisco	13-27	L	69, 732
12/16	JACKSONVILLE	24-3	W	53, 667
12/23	BUFFALO	24-10	W	54, 462
12/30	at New England	0-28	L	68, 756

TEAM STATISTICS	MIA.	OPP.
TOTAL FIRST DOWNS	288	320
Rushing	93	79
Passing	158	215
Penalty	37	26
3rd Down: Made/Att.	78/207	87/238
3rd Down: Percentage	37.7	36.6
4th Down: Made/Att.	5/15	12/17
4th Down: Percentage	33.3	70.6

POSSESSION AVERAGE	28:32	31:28
TOTAL NET YARDS	4984	5708
Average Per Game	311.5	356.8
Total Plays	981	1073
Average Per Play	5.1	5.3
NET YARDS RUSHING	1802	1734
Average Per Game	112.6	108.4
Total Rushes	440	431

NET YARDS PASSING	3182	3974
Average Per Game	198.9	248.4
Sacked/Yards Lost	37/243	42/242
Gross Yards	3425	4216
Attempts/Completions	504/293	600/353
Completion Percentage	58.1	58.8
Had Intercepted	13	10
PUNTS/AVERAGE	76/49.7	86/44.4
NET PUNTING AVERAGE	76/40.7	86/39.4
PENALTIES/YARDS	82/724	121/1045
FUMBLES/BALL LOST	25/13	23/6
TOUCHDOWNS	31	32
Rushing	15	10
Passing	13	18
Returns	3	4

SCORE BY QUARTERS	1	2	3	4	OT	Total
DOLPHINS	50	91	71	76	0	288
OPPONENTS	70	92	48	101	6	317

RUSHING	NO.	YDS.	AVG.	LG	TD
Bush	227	986	4.3	65t	6
Thomas	91	325	3.6	20	4
L. Miller	51	250	4.9	28	1
Tannehill	49	211	4.3	31	2
Lane	13	13	1.0	4	2
Mar. Moore	1	9	9.0	9	0
Thigpen	1	8	8.0	8	0
Clemons	1	3	3.0	3	0
Fields	1	0	0.0	0	0
Mat. Moore	5	-3	-0.6	1	0
DOLPHINS	440	1802	4.1	65t	15
OPPONENTS	431	1734	4.0	62	10

PASSING	ATT.	COMP.	YDS.	PCT.	TD	INT.	LG	SCK/LST	RATING
Tannehill	484	282	3294	58.3	12	13	80t	35/234	76.1
Mat. Moore	19	11	131	57.9	1	0	37	2/9	96.6
Fields	1	0	0	0.0	0	0	-	0/0	39.6
DOLPHINS	504	293	3425	58.1	13	13	80t	37/243	76.7
OPPONENTS	600	353	4216	58.8	18	10	66	42/242	83.4

RECEIVING	NO.	YDS.	AVG.	LG	TD
Hartline	74	1083	14.6	80t	1
Bess	61	778	12.8	39	1
Fasano	41	332	8.1	22	5
Bush	35	292	8.3	25	2
Clay	18	212	11.8	31t	2
Thomas	15	156	10.4	32	0
Mathews	11	151	13.7	30	0
Lane	11	79	7.2	24	1
Mar. Moore	6	116	19.3	37	1
Binns	6	67	11.2	21	0
L. Miller	6	45	7.5	12	0
Gaffney	4	68	17.0	30	0
Armstrong	3	12	4.0	9	0
Naanee	1	19	19.0	19	0
Thigpen	1	15	15.0	15	0
DOLPHINS	293	3425	11.7	80t	13
OPPONENTS	353	4216	11.9	66	18

INTERCEPTIONS	NO.	YDS.	AVG.	LG	TD
R. Jones	4	28	7.0	15	0
Smith	2	31	15.5	31	0
Clemons	2	29	14.5	29	0
Marshall	1	7	7.0	7	0
Starks	1	4	4.0	4	0
DOLPHINS	10	99	9.9	31	0
OPPONENTS	13	198	15.2	49t	2

PUNTING	NO.	YDS.	AVG.	LG	BK
Fields	74	3715	50.2	67	0
Carpenter	1	29	29.0	29	0
Kaeding	1	35	35.0	35	0
DOLPHINS	76	3779	49.7	67	0
OPPONENTS	86	3815	44.4	71	1

PUNT RET.	NO.	YDS.	AVG.	LG	TD
Thigpen	26	316	12.2	72t	1
Bess	4	30	7.5	11	0
R. Jones	1	0	0.0	0	0
DOLPHINS	31	346	11.2	72t	1
OPPONENTS	43	484	11.3	79t	1

KICKOFF RET.	NO.	YDS.	AVG.	LG	TD
Thigpen	38	1040	27.4	96t	1
Lane	2	42	21.0	24	0
DOLPHINS	40	1082	27.1	96t	1
OPPONENTS	35	868	24.8	98t	1

SCORING	Ru	Pa	Rt	PAT	FG	S	2	TP
Carpenter	0	0	0	26/26	22/27	0	0	92
Bush	6	2	0	0/0	0/0	0	0	48
Fasano	0	5	0	0/0	0/0	0	1	32
Thomas	4	0	0	0/0	0/0	0	0	24
Lane	2	1	0	0/0	0/0	0	1	20
Clay	0	2	0	0/0	0/0	0	0	12
Tannehill	2	0	0	0/0	0/0	0	0	12
Thigpen	0	0	2	0/0	0/0	0	0	12
Bess	0	1	0	0/0	0/0	0	0	6
Hartline	0	1	0	0/0	0/0	0	0	6
Kaeding	0	0	0	3/3	1/3	0	0	6
L. Miller	1	0	0	0/0	0/0	0	0	6
Mar. Moore	0	1	0	0/0	0/0	0	0	6
Vernon	0	0	1	0/0	0/0	0	0	6
DOLPHINS	15	13	3	29/29	23/30	2	2	288
OPPONENTS	10	18	4	30/30	31/40	0	1	317

FIELD GOALS	1-19	20-29	30-39	40-49	50+
Carpenter	0/0	3/3	9/9	8/10	2/5
Kaeding	0/0	0/0	0/0	1/3	0/0
DOLPHINS	0/0	3/3	9/9	9/13	2/5
OPPONENTS	2/2	6/6	13/15	9/12	1/5

TWO-POINT CONVERSIONS
Fasano 1, Lane 1.
DOLPHINS 2-2, OPPONENTS 1-2

SACKS
Wake 15, Odrick 5, Starks 4.5, Misi 3.5, Vernon 3.5, Burnett 2.5, Wilson 2, Soliai 1.5, Carroll 1, Dansby 1, R. Jones 1, McCann 1, McDaniel 0.5.
DOLPHINS 42.0, OPPONENTS 37.0

USUAL STARTERS

OFFENSE
WR - Brian Hartline (15), Legadu Naanee (1)
LT - Jake Long (12), *Jonathan Martin (4)
LG - Richie Incognito (16)
CG - Mike Pouncey (16)
RG - John Jerry (16)
RT - *Jonathan Martin (12), Nate Garner (4)
TE - Anthony Fasano (6)
WR - Davone Bess (13), Marlon Moore (2), *Richard Matthews (1)
QB - *Ryan Tannehill (16)
RB - Reggie Bush (16)
FB - Charles Clay (9), Javoriskie Lane (5), *Lamar Miller (1)
ZTE - Jeron Mastrud (1)

DEFENSE
LE - Jared Hartline (12), Randy Starks (4)
DT - Randy Odrick (12), Paul Soliai (4)
DT - Paul Soliai (12), Cameron Wake (4)
RE - Cameron Wake (12)
LOLB - Kevin Burnett (16)
ILB - Carlos Dansby (16)
ROLB - Koa Misi (14), Jason Trusnik (2)
LCB - Sean Smith (16)
RCB - Nolan Carroll (10), Richard Marshall (4), Dimitri Patterson (2)
SS - Chris Clemons (16)
FS - Reshad Jones (16)
5DB - Jimmy Wilson (4)

* Indicates Rookie

2013 FINAL STATISTICS (8-8)

DATE	OPPONENT	SCORE	W/L	ATT.
9/8	at Cleveland	23-10	W	71,513
9/15	at Indianapolis	24-20	W	65,406
9/22	ATLANTA	27-23	W	70,660
9/30	at New Orleans	17-38	L	73,118
10/6	BALTIMORE	23-26	L	68,342
10/20	BUFFALO	21-23	L	60,592
10/27	at New England	17-27	L	68,756
10/31	CINCINNATI	22-20 (OT)	W	52,388
11/11	at Tampa Bay	19-22	L	64,448
11/17	SAN DIEGO	20-16	W	60,256
11/24	CAROLINA	16-20	L	60,156
12/1	at N.Y. Jets	23-3	W	76,957
12/8	at Pittsburgh	34-28	W	52,489
12/15	NEW ENGLAND	24-20	W	71,863
12/22	at Buffalo	0-19	L	54,305
12/29	N.Y. JETS	7-20	L	70,296

TEAM STATISTICS	MIA.	OPP.
TOTAL FIRST DOWNS	278	327
Rushing	61	114
Passing	205	192
Penalty	12	21
Third Down: Made/Att.	76/217	91/238
Third Down Percentage	35.0	38.2
Fourth Down: Made/Att.	3/12	8/15
Fourth Down Percentage	25.0	53.3
POSSESSION AVG.	28:27	31:33
TOTAL NET YARDS	5007	5750
Average Per Game	312.9	359.4
Total Plays	1001	1106
Average Per Play	5.0	5.2
NET YARDS RUSHING	1440	1998
Average Per Game	90.0	124.9
Total Rushes	349	484
NET YARDS PASSING	3567	3752
Average Per Game	222.9	234.5
Sacked/Yards Lost	58/399	42/272
Gross Yards	3966	4024
Attempts/Completions	594/357	580/344
Completion Percentage	60.1	59.3
Had Intercepted	19	18
PUNTS/AVERAGE	85/48.8	78/43.7
NET PUNTING AVG.	85/42.4	78/38.7
PENALTIES/YARDS	70/598	95/748
FUMBLES/BALL LOST	16/7	14/6
TOUCHDOWNS	34	33
Rushing	8	14
Passing	24	17
Returns	2	2

SCORE BY QUARTERS	1	2	3	4	OT	Total
DOLPHINS	43	117	88	67	2	317
OPPONENTS	67	92	88	88	0	335

RUSHING	NO.	YDS.	AVG.	LG	TD
Miller	177	709	4.0	49	2
Dan. Thomas	109	406	3.7	55	4
Tannehill	40	238	6.0	48	1
Wallace	3	33	11.0	13	0
Gillislee	6	21	3.5	6	0
Thigpen	6	18	3.0	9	0
Clay	7	15	2.1	13	1
Fields	1	0	0.0	0	0
DOLPHINS	349	1440	4.1	55	8
OPPONENTS	484	1998	4.1	51	14

PASSING	ATT.	COMP.	YDS.	PCT.	TD	INT.	LG	SCK/LST	RATING
Tannehill	588	355	3913	60.4	24	17	67	58/399	81.7
Mat. Moore	6	2	53	33.3	0	2	50	0/0	27.1
DOLPHINS	594	357	3966	60.1	24	19	67	58/399	80.1
OPPONENTS	580	344	4024	59.3	17	18	67	42/272	77.3

RECEIVING	NO.	YDS.	AVG.	LG	TD
Hartline	76	1016	13.4	50	4
Wallace	73	930	12.7	57	5
Clay	69	759	11.0	67	6
Matthews	41	448	10.9	29	2
Gibson	30	326	10.9	46	3
L. Miller	26	170	6.5	22	0
Dan. Thomas	15	63	4.2	16	2
Thigpen	8	97	12.1	50	1
Egnew	7	69	9.9	14	0
Mar. Moore	6	56	9.3	13	0
Sims	6	32	5.3	8	1
DOLPHINS	357	3966	11.1	67	24
OPPONENTS	344	4024	11.7	67	17

INTERCEPTIONS	NO.	YDS.	AVG.	LG	TD
Grimes	4	102	25.5	94t	1
Patterson	4	7	1.8	3	0
Carroll	3	24	8.0	24	0
Ellerbe	2	25	12.5	16	0
Wilson	2	21	10.5	23	0
R. Jones	1	25	25.0	25t	1
Clemons	1	0	0.0	0	0
M. Thomas	1	0	0.0	0	0
DOLPHINS	18	204	11.3	94t	2
OPPONENTS	19	165	8.7	29	2

PUNTING	NO.	YDS.	AVG.	LG	BK
Fields	85	4150	48.8	74	0
DOLPHINS	85	4150	48.8	74	0
OPPONENTS	78	3406	43.7	72	1

PUNT RET.	NO.	YDS.	AVG.	LG	TD
Thigpen	34	264	7.8	34	0
DOLPHINS	34	264	7.8	34	0
OPPONENTS	42	407	9.7	52	0

KICKOFF RET.	NO.	YDS.	AVG.	LG	TD
Thigpen	39	878	22.5	50	0
Clay	2	23	11.5	15	0
Spitler	1	0	0.0	0	0
DOLPHINS	42	901	21.5	50	0
OPPONENTS	36	826	22.9	47	0

SCORING	Ru	Pa	Rt	PAT	FG	S	2	TP
Sturgis	0	0	0	33/33	26/34	0	0	111
Clay	1	6	0	0/0	0/0	0	0	42
Dan. Thomas	4	2	0	0/0	0/0	0	0	36
Wallace	0	5	0	0/0	0/0	0	0	30
Hartline	0	4	0	0/0	0/0	0	0	24
Gibson	0	3	0	0/0	0/0	0	0	18
Matthews	0	2	0	0/0	0/0	0	0	12
L. Miller	2	0	0	0/0	0/0	0	0	12
Grimes	0	0	1	0/0	0/0	0	0	6
R. Jones	0	0	1	0/0	0/0	0	0	6
Sims	0	1	0	0/0	0/0	0	0	6
Tannehill	1	0	0	0/0	0/0	0	0	6
Thigpen	0	1	0	0/0	0/0	0	0	6
Wake	0	0	0	0/0	0/0	1	0	2
DOLPHINS	8	24	2	33/33	26/34	1	0	317
OPPONENTS	14	17	2	33/33	34/40	1	0	335

FIELD GOALS	1-19	20-29	30-39	40-49	50+
Sturgis	1/1	4/4	10/12	8/10	3/7
DOLPHINS	1/1	4/4	10/12	8/10	3/7
OPPONENTS	0/0	14/14	10/13	5/7	5/6

TWO-POINT CONVERSIONS
DOLPHINS 0-1, OPPONENTS 0-0

SACKS
Vernon 11.5, Wake 8.5, Odrick 4.5, Starks 4, Shelby 2.5, Carroll 2, Jordan 2, Misi 2, R. Jones 1.5, Ellerbe 1, Patterson 1, Soliai 1, Wheeler 0.5
DOLPHINS 42.0, OPPONENTS 58.0

USUAL STARTERS

OFFENSE
WR - Brian Hartline (15)
LT - Bryant McKinnie (10), Jonathan Martin (6)
LG - Richie Incognito (8), Sam Brenner (4), C - Mike Pouncey (14), Nate Garner (2), RG - John Jerry (16)
RT - Tyson Clabo (15), Jonathon Martin (1)
TE - Charles Clay (15), Dion Sims (1)
WR - Mike Wallace (16)
QB - Ryan Tannehill (16)
RB - Lamar Miller (15), Daniel Thomas (1)
WR - Rishard Matthews (5), Brandon Gibson (3)
ZTE - Michael Egnew (5), Dion Sims (3)
3TE - Dion Sims (1)

DEFENSE
LE - Cameron Wake (15), Derrick Shelby (1)
DT - Randy Starks (13), Jared Odrick (3)
DT - Paul Soliai (15), Randy Starks (1)
RE - Olivier Vernon (15), Jared Odrick (1)
LOLB - Philip Wheeler (16)
ILB - Dannel Ellerbe (15), Jason Trusnik (1)
ROLB - Koa Misi (12), Jason Trusnik (1)
CB - Brent Grimes (16)
CB - Nolan Carroll (12), Dimitri Patterson (4)
SS - Chris Clemons (16)
FS - Reshad Jones (16)
SDB - Jimmy Wilson (3)

* Indicates Rookie

2014 FINAL STATISTICS (8-8)

DATE	OPPONENT	SCORE	W/L	ATT.
9/7	NEW ENGLAND	33-20	W	70,630
9/14	at Buffalo	10-29	L	69,954
9/21	KANSAS CITY	15-34	L	70,313
9/28	at Oakland	38-14	W	83,436
10/12	GREEN BAY	24-27	L	70,875
10/19	at Chicago	27-14	W	62,413
10/26	at Jacksonville	27-13	W	65,633
11/02	SAN DIEGO	37-0	W	70,222
11/09	at Detroit	16-20	L	63,179
11/13	BUFFALO	22-9	W	71,573
11/23	at Denver	36-39	L	76,987
12/01	at N.Y. Jets	16-13	W	78,160
12/07	BALTIMORE	13-28	L	70,244
12/14	at New England	13-41	L	68,756
12/21	MINNESOTA	37-35	W	66,203
12/28	N.Y. JETS	24-37	L	70,220

TEAM STATISTICS	MIA.	OPP.
TOTAL FIRST DOWNS	361	309
Rushing	99	99
Passing	226	194
Penalty	36	16
Third Down: Made/Att.	80/200	98/223
Third Down Percentage	40.0	43.9
Fourth Down: Made/Att.	7/19	13/22
Fourth Down Percentage	36.8	59.1

POSSession AVG.	30.08	29.52
TOTAL NET YARDS	5601	5494
Average Per Game	350.1	343.4
Total Plays	1040	1029
Average Per Play	5.4	5.3
NET YARDS RUSHING	1872	1937
Average Per Game	117.0	121.1
Total Rushes	399	453
NET YARDS PASSING	3729	3557
Average Per Game	233.1	222.3
Sacked/Yards Lost	46/337	39/211
Gross Yards	4066	3768
Attempts/Completions	595/394	537/338
Completion Percentage	66.2	62.9
Had Intercepted	12	14

PUNTS/AVERAGE	59/45.6	61/42.5
NET PUNTING AVG.	59/38.6	61/38.2
PENALTIES/YARDS	81/635	105/920
FUMBLES/BALL LOST	27/11	19/11
TOUCHDOWNS	42	42
Rushing	12	13
Passing	27	27
Returns	3	2

SCORE BY QUARTERS	1	2	3	4	OT	Total
DOLPHINS	53	108	137	90	0	388
OPPONENTS	74	84	85	130	0	373

RUSHING	NO.	YDS.	AVG.	LG	TD
Miller	216	1099	5.1	97t	8
Tannehill	56	311	5.6	40	1
Dan. Thomas	44	168	3.8	15	2
Moreno	31	148	4.8	15	1
Damie. Williams	36	122	3.4	19	0
M. Wallace	4	16	4.0	12	0
L. James	3	9	3.0	5	0
Mathews	1	3	3.0	3	0
Dar kwa	4	2	0.5	7	0
Moore	2	-2	-1.0	-1	0
Landy	2	-4	-2.0	4	0
DOLPHINS	399	1872	4.7	97t	12
OPPONENTS	453	1937	4.3	47	13

PASSING	ATT.	COMP.	YDS.	PCT.	TD	INT.	LG	SCK/LST	RATING
Tannehill	590	392	4045	66.4	27	12	50	46/337	92.8
Mat. Moore	4	2	21	50.0	0	0	14	0/0	65.6
M. Wallace	1	0	0	-	0	0	0	0/0	39.6
DOLPHINS	595	394	4066	66.2	27	12	50	46/337	92.5
OPPONENTS	537	338	3768	62.9	27	14	50t	39/211	89.7

RECEIVING	NO.	YDS.	AVG.	LG	TD
Landy	84	758	9.0	25	5
M. Wallace	67	862	12.9	50	10
Clay	58	605	10.4	41	3
Hartline	39	474	12.2	35	2
Miller	38	275	7.2	20	1
Gibson	29	295	10.2	40	1
Sims	24	284	11.8	38	2
Damie. Williams	21	187	8.9	32	1
Dan. Thomas	13	121	9.3	25	0
Mathews	12	135	11.3	23	2
Dar kwa	3	31	10.3	17	0
Hoskins	3	21	7.0	14	0
Damie. Williams	1	14	14.0	14	0
Moreno	1	8	8.0	8	0
Tannehill	1	-4	-4.0	0	0
DOLPHINS	394	4066	10.3	50	27
OPPONENTS	338	3768	11.1	74t	27

INTERCEPTIONS	NO.	YDS.	AVG.	LG	TD
Grimes	5	80	16.0	32	1
R. Jones	3	62	20.7	50	0
Delmas	1	81	81.0	81t	1
Aikens	1	43	43.0	43	0
J. Wilson	1	31	31.0	31	0
Shelby	1	2	2.0	2	0
Stanford	1	0	0.0	0	0
Trusnik	1	0	0.0	0	0
DOLPHINS	14	299	21.4	81t	2
OPPONENTS	12	252	21.0	70	0

PUNTING	NO.	YDS.	AVG.	LG	BK
Fields	58	2688	46.3	60	1
DOLPHINS	59	2688	45.6	60	1
OPPONENTS	61	2593	42.5	64	3

PUNT RET.	NO.	YDS.	AVG.	LG	TD
Landy	25	204	8.2	32	0
DOLPHINS	25	204	8.2	32	0
OPPONENTS	36	349	9.7	47	0

KICKOFF RET.	NO.	YDS.	AVG.	LG	TD
Landy	34	954	28.1	74	0
Damie. Williams	5	102	20.4	26	0
Fede	1	13	13.0	13	0
Garner	1	13	13.0	13	0
DOLPHINS	41	1082	26.4	74	0
OPPONENTS	46	1237	26.9	102t	1

SCORING	Ru	Pa	Rt	PAT	FG	S	2	TP
Sturgis	0	0	0	41/41	29/37	0	0	128
M. Wallace	0	10	0	0/0	0/0	0	0	60
Miller	8	1	0	0/0	0/0	0	0	54
Landy	0	5	0	0/0	0/0	0	0	30
Clay	0	3	0	0/0	0/0	0	0	18
D. Thomas	2	0	0	0/0	0/0	0	1	14
Hartline	0	2	0	0/0	0/0	0	0	12
Mathews	0	2	0	0/0	0/0	0	0	12
Sims	0	2	0	0/0	0/0	0	0	12
Delmas	0	0	1	0/0	0/0	0	0	6
Finnegan	0	0	1	0/0	0/0	0	0	6
Gibson	0	1	0	0/0	0/0	0	0	6
Grimes	0	0	1	0/0	0/0	0	0	6
Moreno	1	0	0	0/0	0/0	0	0	6
Tannehill	1	0	0	0/0	0/0	0	0	6
Damie. Williams	0	1	0	0/0	0/0	0	0	6
Fede	0	0	0	0/0	0/0	1	0	2
DOLPHINS	12	27	3	41/41	29/37	3	1	388
OPPONENTS	13	27	2	39/39	26/34	0	2	373

FIELD GOALS	1-19	20-29	30-39	40-49	50+
Sturgis	1/1	12/12	7/8	6/10	3/6
DOLPHINS	1/1	12/12	7/8	6/10	3/6
OPPONENTS	1/1	6/6	11/13	7/13	1/1

TWO-POINT CONVERSIONS
Dan. Thomas 1
DOLPHINS 1-1, OPPONENTS 2-3

SACKS
Wake 11.5, Vernon 6.5, Starks 4.5, Jenkins 3.5, Shelby 3, Mitchell 2, Delmas 1, Fede 1, Freeny 1, R. Jones 1, Jordan 1, McCain 1, Misi 1, Odrick 1
DOLPHINS 39.0, OPPONENTS 46.0

USUAL STARTERS
OFFENSE
WR - Brian Hartline (16)
LT - Brandon Albert (9), *Ja'Wuan James (7)
LG - Daryn Colledge (13), Dallas Thomas (2), Shelley Smith (1)
CG - Samson Satele (16)
RC - Mike Pouncey (12), Shelley Smith (2), Dallas Thomas (2)
RT - *Ja'Wuan James (9), Dallas Thomas (5), Jason Fox (2)
TE - Charles Clay (14), Dion Sims (1)
WR - Mike Wallace (16)
QB - Ryan Tannehill (16)
RB - Lamar Miller (16)
WR - *Jarvis Landry (11), Brandon Gibson (4)
WR - Brandon Wilson (1)
ZTE - Dion Sims (1)

DEFENSE
LE - Cameron Wake (16)
DT - Randy Starks (15), Earl Mitchell (2)
DT - Jared Odrick (16), Earl Mitchell (2)
RE - Olivier Vernon (16)
LB - Philip Wheeler (4), Jason Trusnik (1), Dion Jordan (1)
LB - Koa Misi (11), Jason Trusnik (4), Kelvin Sheppard (1)
LB - Jelani Jenkins (14), Dannelle Ellerbe (1), Jason Trusnik (1)
CB - Brent Grimes (16)
CB - Cortland Finnegan (12), Jamar Taylor (2), R.J. Stanford (1), Jimmy Wilson (1)
S - Louis Delmas (12), Jimmy Wilson (3), Michael Thomas (1)
S - Reshad Jones (12), Jimmy Wilson (4)
SDB - Jimmy Wilson (5), Jamar Taylor (1), Michael Thomas (1)

* Indicates Rookie

2015 FINAL STATISTICS (6-10)

DATE	OPPONENT	SCORE	W/L	ATT.
9/13	at Washington	17-10	W	76,512
9/20	at Jacksonville	20-23	L	65,443
9/27	BUFFALO	14-41	L	64,869
10/04	N.Y. JETS	14-27	L	83,896
10/18	at Tennessee	38-10	W	62,342
10/25	HOUSTON	44-26	W	65,251
10/29	at New England	7-36	L	66,829
11/8	at Buffalo	17-33	L	70,214
11/15	at Philadelphia	20-19	W	69,596
11/22	DALLAS	14-24	L	65,115
11/29	at N.Y. Jets	20-38	L	78,160
12/06	BALTIMORE	15-13	W	64,519
12/14	N.Y. GIANTS	24-31	L	65,408
12/20	at San Diego	14-30	L	66,676
12/27	INDIANAPOLIS	12-18	L	65,482
1/3/16	NEW ENGLAND	20-10	W	62,918

TEAM STATISTICS	MIA.	OPP.
TOTAL FIRST DOWNS	291	351
Rushing	72	112
Passing	194	203
Penalty	25	36
Third Down: Made/Atts.	63/205	96/221
Third Down Percentage	30.7	43.4
Fourth Down: Made/Atts	8/22	4/12
Fourth Down Percentage	36.4	33.3
POSSESSION AVG.	27:22	32:28
TOTAL NET YARDS	5307	6019
Average Per Game	331.7	376.2
Total Plays	977	1076
Average Per Play	5.4	5.6
NET YARDS RUSHING	1496	2019
Average Per Game	93.5	126.2
Total Rushes	344	502
NET YARDS PASSING	3811	4000
Average Per Game	238.2	250.0
Sacked/Yards Lost	45/240	31/225
Gross Yards	4231	4225
Attempts/Completions	588/365	542/350
Completion Percentage	62.1	64.6
Had Intercepted	12	13
POINTS/AVERAGE	92/47.6	77/45.7
NET PUNTING AVG.	92/39.7	77/38.6
PENALTIES/YARDS	134/1090	121/1005
FUMBLES/BALL LOST	23/7	12/3
TOUCHDOWNS	39	46
Rushing	11	13
Passing	24	31
Returns	2	2

SCORE BY QUARTERS	1	2	3	4	OT	TOTAL
DOLPHINS	47	113	67	83	0	310
OPPONENTS	96	127	65	101	0	389

RUSHING	NO.	YDS.	AVG.	LG	TD
Miller	194	872	4.5	85t	8
Ajayi	49	187	3.8	24	1
Tannehill	32	141	4.4	28	1
Gray	31	122	3.9	16	0
Landry	18	113	6.3	22t	1
D. Williams	16	59	3.7	19	0
Matthews	1	4	4.0	4	0
M. Moore	3	-2	-0.7	0	0
DOLPHINS	344	1496	4.3	85t	11
OPPONENTS	502	2019	4.0	53	13
RECEIVING	NO.	YDS.	AVG.	LG	TD
DOLPHINS	365	4231	11.6	54t	24
OPPONENTS	350	4225	12.1	84t	31

PASSING	ATT.	COMP.	YDS.	PCT.	TD	INT.	LG	SCK/LST	RATING
Tannehill	586	363	4208	61.9	24	12	54t	45/420	88.7
Mat. Moore	1	1	14	100.0	0	0	14	0/0	118.8
Landry	1	1	9	100.0	0	0	09	0/0	104.2
DOLPHINS	588	365	4231	62.1	24	12	54t	45/420	88.9
OPPONENTS	542	350	4225	64.6	31	13	84t	31/225	97.4

Landry	110	1157	10.5	50t	4
Miller	47	397	8.4	54t	2
Matthews	43	662	15.4	53t	4
Cameron	35	386	11.0	29	3
Stills	27	440	16.3	47t	3
Parker	26	494	19.0	49	3
D. Williams	21	142	6.8	23	1
Jennings	19	208	10.9	31	1
Sims	18	127	7.1	22	1
Ajayi	7	90	12.9	20	0
Gray	6	72	12.0	25	0
Stoneburner	5	47	9.4	13	2
Tannehill	1	9	9.0	9	0
DOLPHINS	365	4231	11.6	54t	24
OPPONENTS	350	4225	12.1	84t	31

INTERCEPTIONS	NO.	YDS.	AVG.	LG	TD
R. Jones	5	104	20.8	42	2
Grimes	4	20	5.0	17	0
Bowman	1	38	38.0	38	0
Shelby	1	22	22.0	22t	1
Hewitt	1	0	0.0	0	0
Br. McCain	1	0	0.0	0	0
DOLPHINS	13	184	14.2	42	3
OPPONENTS	12	176	14.7	43t	2

PUNTING	NO.	YDS.	AVG.	LG	BK
Darr	92	4380	47.6	70	0
DOLPHINS	92	4380	47.6	70	0
OPPONENTS	77	3520	45.7	67	1

PUNT RET.	NO.	YDS.	AVG.	LG	TD
Landry	36	356	9.9	69t	1
Grimes	4	59	14.8	28	0
Matthews	1	9	9.0	9	0
DOLPHINS	41	424	10.3	69t	1
OPPONENTS	50	526	10.5	58	0

KICKOFF RET.	NO.	YDS.	AVG.	LG	TD
D. Williams	21	457	21.8	37	0
Landry	13	321	24.7	50	0
L. James	2	54	27.0	29	0
Jones	2	43	21.5	25	0
Mostert	2	57	28.5	32	0
Ajayi	1	20	20.0	20	0
Sheppard	1	0	0.0	0	0
Vigil	1	6	6.0	6	0
DOLPHINS	43	958	22.3	50	0
OPPONENTS	23	508	22.1	41	0

SCORING	Ru	Pa	Rt	PAT	FG	S	2	P
Franks	0	0	0	33/36	13/16	0	0	72
Miller	8	2	0	0/0	0/0	0	0	60
Landry	1	4	1	0/0	0/0	1	38	
Matthews	0	4	0	0/0	0/0	0	24	
Cameron	0	3	0	0/0	0/0	0	18	
Parker	0	3	0	0/0	0/0	0	18	
Stills	0	3	0	0/0	0/0	0	18	
Jones	0	2	0	0/0	0/0	0	12	
Stoneburner	0	2	0	0/0	0/0	0	12	
Ajayi	1	0	0	0/0	0/0	1	8	
Jennings	0	1	0	0/0	0/0	0	6	
Shelby	0	0	1	0/0	0/0	0	6	
Sims	0	1	0	0/0	0/0	0	6	
Tannehill	1	0	0	0/0	0/0	0	6	
D. Williams	0	1	0	0/0	0/0	0	6	
DOLPHINS	11	24	4	33/36	13/16	0	2	310
OPPONENTS	13	31	2	42/45	21/29	4	0	389

FIELD GOALS	1-19	20-29	30-39	40-49	50+
Franks	1/1	3/3	4/4	4/6	1/2
DOLPHINS	1/1	3/3	4/4	4/6	1/2
OPPONENTS	0/0	5/5	9/10	4/9	3/5

TWO-POINT CONVERSIONS
Aiyai 1, Landry 1
DOLPHINS 2-3, OPPONENTS 0-1

SACKS
Vernon 7.5, Wake 7, Suh 6, Shelby 3.5, Jones 2, Phillips 2, Kovacs 1, C. McCain 1, D. Moore 1.
DOLPHINS 31.0, OPPONENTS 45.0

USUAL STARTERS

OFFENSE
WR - Kenny Stills (8), Greg Jennings (5)
LT - Brandon Albert (14), Jason Fox (2)
LG - Dallas Thomas (16)
C - Mike Pouncey (14), *Jamil Douglas (2)
RG - Billy Turner (12), *Jamil Douglas (4)
RT - Jason Fox (9), Ja'Wuan James (7)
TE - Jordan Cameron (16)
RE - Richard Matthews (11), DeVante
WR - Parker (4)
QB - Ryan Tannehill (16)
RB - Lamar Miller (14), Jake Stoneburner (1)
WR - Jarvis Landry (14), Matt Hazel (1)
ZTE - Dion Sims (4), Jake Stoneburner (1)

DEFENSE
LE - Derrick Shelby (8), Cameron Wake (7)
DT - Ndamukong Suh (16)
DE - Earl Mitchell (2), Jordan Phillips (4)
RE - Olivier Vernon (16)
LB - Koa Misi (13), Zach Vigil (2)
LB - Kelvin Sheppard (13), Jelani Jenkins (1)
LB - Jelani Jenkins (12), Neville Hewitt (2)
CB - Brent Grimes (15), Brice McCain (1)
CB - Brice McCain (10), Jamar Taylor (5), *Bobby McCain (1)
S - Michael Thomas (13), Walt Aikens (3)
S - Reshad Jones (16)
S - Bobby McCain (3), Walt Aikens (2)
SDB - Shamiel Gary (1), Jamar Taylor (1)

* Indicates Rookie

2016 FINAL STATISTICS (10-6)

DATE	OPPONENT	SCORE	W/L	ATT.
9/11	at Seattle	10-12	L	69/012
9/18	at New England	24-31	L	66,829
9/25	CLEVELAND	30-24 (OT) W		65,176
9/29	at Cincinnati	7-22	L	60,834
10/9	TENNESSEE	17-30	L	64,425
10/16	PITTSBURGH	30-15	W	65,351
10/23	BUFFALO	28-25	W	65,658
11/6	N.Y. JETS	27-23	W	65,722
11/13	at San Diego	31-24	W	55,107
11/20	at Los Angeles	14-10	W	83,483
11/27	SAN FRANCISCO	31-24	W	65,856
12/4	at Baltimore	6-38	L	70,916
12/11	ARIZONA	26-23	W	65,570
12/17	at N.Y. Jets	34-13	W	78,160
12/24	at Buffalo	34-31 (OT) W		64,690
1/1/17	NEW ENGLAND 14-35	L		66,163

TEAM STATISTICS	MIA.	OPP.
TOTAL FIRST DOWNS	278	349
Rushing	90	109
Passing	167	199
Penalty	21	41
3rd Down: Made/Att	69/188	77/213
3rd Down Pct.	36.7	36.2
4th Down: Made/Att	0/4	9/16
4th Down Pct.	0.0	56.3
POSSESSION AVG	28:23	31:37
TOTAL NET YARDS	5324	6122
Avg. Per Game	332.8	382.6
Total Plays	912	1088
Avg. Per Play	5.8	5.6
NET YARDS RUSHING	1824	2247
Avg. Per Game	114.0	140.4
Total Rushes	405	464
NET YARDS PASSING	3500	3875
Avg. Per Game	218.8	242.2
Sacked/Yards Lost	30/216	33/226
Gross Yards	3716	4101
Att./Completions	477/316	591/368
Completion Pct.	66.2	62.3
Had Intercepted	15	16
PUNTS/AVERAGE	90/44.3	74/41.8
NET PUNTING AVG.	90/39.9	74/37.4
PENALTIES/YARDS	125/1141	109/919
FUMBLES/BALL LOST	26/8	24/9
TOUCHDOWNS	45	43
Rushing	14	12
Passing	27	30
Returns	4	1

SCORE BY QUARTERS	1	2	3	4	OT	Total
DOLPHINS	41	101	111	101	9	363
OPPONENTS	110	95	58	117	0	380
RUSHING	NO.	YDS.	AVG.	LG	TD	
Ajayi	260	1272	4.9	62t	8	
Drake	33	179	5.4	45t	2	
Tannehill	39	164	4.2	18	1	
D. Williams	35	115	3.3	23	3	
Foster	22	55	2.5	9	0	
Pead	8	22	2.8	4	0	
Landy	5	17	3.4	13	0	
Grant	1	1	1.0	1	0	
Darr	1	0	0.0	0	0	
Moore	1	-1	-1.0	-1	0	
DOLPHINS	405	1824	4.5	62t	14	
OPPONENTS	464	2247	4.8	60t	12	

RECEIVING	NO.	YDS.	AVG.	LG	TD
Landy	94	1136	12.1	71	4
Parker	56	744	13.3	56t	4
Stills	42	726	17.3	74t	9
Ajayi	27	151	5.6	15	0
Sims	26	256	9.8	28	4
D. Williams	23	249	10.8	58	3
Gray	14	174	12.4	53	0
Drake	9	46	5.1	9	0
Cameron	8	60	7.5	13	1
D. Jones	7	61	8.7	24	1
Foster	6	78	13.0	50	0
Carroo	3	29	9.7	15t	1
Pead	1	6	6.0	6	0
DOLPHINS	316	3716	11.8	74t	27
OPPONENTS	368	4101	11.1	77t	30

INTERCEPTIONS	NO.	YDS.	AVG.	LG	TD
Lippett	4	0	0.0	0	0
Alonso	2	70	35.0	60t	1
Maxwell	2	29	14.5	27	0
Abdul-Quddus	2	16	8.0	09	0
R. Jones	1	17	17.0	17	0
Phillips	1	17	17.0	17	0
Rambo	1	17	17.0	17	0
Wake	1	12	12.0	12	0
Hull	1	8	8.0	8	0
McCain	1	0	0.0	0	0
DOLPHINS	16	186	11.6	60t	1
OPPONENTS	15	106	7.1	53	1

PUNTING	NO.	YDS.	AVG.	LG	BK
Darr	90	3991	44.3	66	0
DOLPHINS	90	3991	44.3	66	0
OPPONENTS	74	3095	41.8	62	1

PUNT RET.	NO.	YDS.	AVG.	LG	TD
Grant	20	165	8.3	74t	1
Landy	16	163	10.2	20	0
DOLPHINS	36	328	9.1	74t	1
OPPONENTS	37	300	8.1	30	0

KICKOFF RET.	NO.	YDS.	AVG.	LG	TD
Grant	19	439	23.1	45	0
Drake	13	397	30.5	96t	1
D. Williams	2	32	16.0	17	0
Gray	1	11	11.0	11	0
DOLPHINS	35	879	25.1	96t	1
OPPONENTS	31	632	20.4	44	0

SCORING	Ru	Pa	Rt	PAT	FG	S	2	TP
Franks	0	0	0	41/42	16/21	0	0	89
Stills	0	9	0	0/0	0/0	0	0	54
Ajayi	8	0	0	0/0	0/0	0	0	48
D. Williams	3	3	0	0/0	0/0	0	0	36
Landy	0	4	0	0/0	0/0	1	26	24
Parker	0	4	0	0/0	0/0	0	0	24
Sims	0	4	0	0/0	0/0	0	0	24
Drake	2	0	1	0/0	0/0	0	0	18
Aikens	0	0	1	0/0	0/0	0	1	8
Alonso	0	0	1	0/0	0/0	0	0	6
Cameron	0	1	0	0/0	0/0	0	0	6
Carroo	0	1	0	0/0	0/0	0	0	6
Grant	0	0	1	0/0	0/0	0	0	6
D. Jones	0	1	0	0/0	0/0	0	0	6
Tannehill	1	0	0	0/0	0/0	0	0	6
DOLPHINS	14	27	4	41/42	16/21	0	2	363
OPPONENTS	12	30	1	34/38	26/35	0	5	380

FIELD GOALS	1-19	20-29	30-39	40-49	50+
Franks	0/0	8/10	6/6	1/3	1/2
DOLPHINS	0/0	8/10	6/6	1/3	1/2
OPPONENTS	0/0	8/8	6/7	10/17	2/3

TWO-POINT CONVERSIONS
Landy 1
DOLPHINS 1-2, OPPONENTS 5-5

DEFENSIVE TWO-POINT CONVERSIONS
Aikens 1
DOLPHINS 1, OPPONENTS 0

SACKS
Wake 11.5, Branch 5.5, Suh 5, J. Jones 3.5, M. Williams 1.5, Abdul-Quddus 1, Hewitt 1, McCain 1, M. Thomas 1, R. Jones 0.5, Phillips 0.5, TEAM 1
DOLPHINS 33.0, OPPONENTS 30.0

USUAL STARTERS

OFFENSE
WR - Kenny Stills (16)
LT - Brandon Albert (12), *Laremy Tunsil (2), Billy Turner (1), Sam Young (1)
LG - *Laremy Tunsil (12), Kraig Urbik (2), D. Thomas (1), Billy Turner (1)
C - Anthony Steen (7), Mike Pouncey (5), Kraig Urbik (4)
RG - Jermon Bushrod (16)
RT - Ja'Wuan James (16)
TE - Dion Sims (11), Jordan Cameron (3), Dominique Jones (2)
WR - Jarvis Landry (16)
QB - Ryan Tannehill (13), Matt Moore (3)
RB - Jay Ajayi (12), Arian Foster (2), *Kenyan Drake (1)
WR - DeVante Parker (8), *Leonte Carroo (1)
4WR - *Leonte Carroo (1)
2TE - MarQueis Gray (7)

DEFENSE
DE - Andre Branch (11), Jason Jones (5)
DT - Ndamukong Suh (16)
DT - Jordan Phillips (11), Earl Mitchell (5)
DE - Cameron Wake (11), Mario Williams (5)
LB - Donald Butler (5), Jelani Jenkins (5), Spencer Paysinger (3), Koa Misi (2)
LB - Kiko Alonso (15), Mike Hull (1)
LB - Neville Hewitt (5), Jelani Jenkins (2)
CB - Tony Lippett (13), Byron Maxwell (3)
CB - Howard (6), *Xavier
S - Reshad Jones (6), Michael Thomas (6), Bacarri Rambo (4)
S - Isa Abdul-Quddus (15), Bacarri Rambo (1)
5DB - Bobby McCain (8), Michael Thomas (2)

* Indicates Rookie

PASSING	ATT.	COMP.	YDS.	PCT.	TD	INT.	LG	SCK/LST	RATING
Tannehill	389	261	2995	67.1	19	12	74t	29/216	93.5
Moore	87	55	721	63.2	8	3	66t	1/0	105.6
Landy	1	0	0	0.0	0	0	00	0/0	39.6
DOLPHINS	477	316	3716	66.2	27	15	74t	30/216	95.5
OPPONENTS	591	368	4101	62.3	30	16	77t	33/226	88.5

2017 FINAL STATISTICS (6-10)

DATE	OPPONENT	SCORE	W/L	ATT.
9/17	at L.A. Chargers	19-17	W	25/381
9/24	at N.Y. Jets	6-20	L	77/562
10/1	NEW ORLEANS	0-20	L	84/423
10/8	TENNESSEE	16-10	W	65/135
10/15	at Atlanta	20-17	W	70,593
10/22	N.Y. JETS	31-28	W	65,025
10/26	at Baltimore	0-40	L	70,408
11/5	OAKLAND	24-27	L	65,139
11/13	at Carolina	21-45	L	72,790
11/19	TAMPA BAY	20-30	L	65,089
11/26	at New England	17-35	L	65,878
12/3	DENVER	35-9	W	65,092
12/11	NEW ENGLAND	27-20	W	65,548
12/17	at Buffalo	16-24	L	62,202
12/24	at Kansas City	13-29	L	65,325
12/31	BUFFALO	16-22	L	65,571

TEAM STATISTICS	MIA.	OPP.
TOTAL FIRST DOWNS	284	319
Rushing	66	88
Passing	187	190
Penalty	31	41
3rd Down: Made/Att	64/202	75/203
3rd Down Pct.	31.7%	36.9%
4th Down: Made/Att	7/24	2/8
4th Down Pct.	29.2%	25.0%
POSSESSION AVG.	29:25	30:35
TOTAL NET YARDS	4923	5371
Avg. Per Game	307.7	335.7
Total Plays	995	989
Avg. Per Play	4.9	5.4
NET YARDS RUSHING	1888	1768
Avg. Per Game	86.8	110.5
Total Rushes	360	431
NET YARDS PASSING	3535	3603
Avg. Per Game	220.9	225.2
Sacked/Yards Lost	33/257	30/185
Gross Yards	3792	3788
Attempts/Completions	602/373	528/339
Completion Pct.	62.0%	64.2%
Had Intercepted	21	9
PUNTS/AVERAGE	83/44.5	76/45.8
NET PUNTING AVG.	40.7	41.4
PENALTIES/YARDS	137/1154	122/1077
FUMBLES/BALLS LOST	23/8	21/6
TOUCHDOWNS	31	45
Rushing	4	14
Passing	24	26
Returns	3	5

SCORE BY QUARTERS	1	2	3	4	OT	Total
DOLPHINS	41	67	71	102	0	281
OPPONENTS	71	148	94	80	0	393

RUSHING	NO.	YDS.	AVG.	LG	TD
Drake	133	644	4.8	66†	3
Ajayi	138	465	3.4	21	0
Williams	46	181	3.9	69	0
Cutler	19	32	1.7	9	0
Perry	8	30	3.8	12	0
Gray	5	14	2.8	5	0
Grant	3	12	4.0	7	0
Moore	3	9	3.0	7	0
Fales	4	8	2.0	3	1
Landry	1	-7	-7.0	-7	0
DOLPHINS	360	1388	3.9	69	4
OPPONENTS	431	1768	4.1	69	14

PASSING	ATT.	COMP.	YDS.	PCT.	TD	INT.	LG	SCK/LST	RATING
Cutler	429	266	2666	62.0	19	14	65†	20/154	80.8
Moore	127	78	861	61.4	4	5	61†	12/95	75.6
Fales	43	29	265	67.4	1	1	26	1/8	82.0
Landry	1	0	0	0.0	0	0	0	0/0	39.6
Haack	1	0	0	0.0	0	1	0	0/0	0.0
Gray	1	0	0	0.0	0	0	0	0/0	39.6
DOLPHINS	602	373	3792	62.0	24	21	65†	33/257	78.7
OPPONENTS	528	339	3788	64.2	26	9	69†	30/185	94.8

RECEIVING	NO.	YDS.	AVG.	LG	TD
Landry	112	987	8.8	49	9
Stills	58	847	14.6	61†	6
Parker	57	670	11.8	36	1
J. Thomas	41	388	9.5	27	3
Drake	32	239	7.5	47	1
Williams	20	155	7.8	24	1
Ajayi	14	67	4.8	15	0
Grant	13	203	15.6	65†	2
Fasano	12	107	8.9	29	1
Carroo	7	69	9.9	21	0
D. Smith	3	27	9.0	13	0
Derby	2	20	10.0	11	0
Gray	1	10	10.0	10	0
Perry	1	3	3.0	3	0
DOLPHINS	373	3792	10.2	65†	24
OPPONENTS	339	3788	11.2	69†	26

INTERCEPTIONS	NO.	YDS.	AVG.	LG	TD
Howard	4	71	17.8	30†	1
Jones	2	15	7.5	15	0
McCain	2	6	3.0	6	0
McDonald	1	7	7.0	7	0
DOLPHINS	9	99	11.0	30†	1
OPPONENTS	21	375	17.9	65†	3

PUNTING	NO.	YDS.	AVG.	LG	BK
Haack	83	3695	44.5	64	0
DOLPHINS	83	3695	44.5	64	0
OPPONENTS	76	3477	45.8	71	1

PUNT RET.	NO.	YDS.	AVG.	LG	TD
Grant	25	190	7.6	27	0
Landry	12	81	6.8	16	0
DOLPHINS	37	271	7.3	27	0
OPPONENTS	35	220	6.3	23	0

KICKOFF RET.	NO.	YDS.	AVG.	LG	TD
Grant	21	479	22.8	31	0
Perry	10	202	20.2	37	0
Drake	7	147	21.0	34	0
Derby	1	11	11.0	11	0
Landry	1	-5	-5.0	-5	0
DOLPHINS	40	834	20.9	37	0
OPPONENTS	34	665	19.6	36	0

SCORING	Ru	Pa	Rt	PAT	FG	S	2	TP
Parkey	0	0	0	26/29	21/23	0	0	89
Landry	0	9	0	0/0	0/0	0	0	54
Stills	0	6	0	0/0	0/0	0	0	36
Drake	3	1	0	0/0	0/0	0	1	26
J. Thomas	0	3	0	0/0	0/0	0	0	18
Jones	0	2	0	0/0	0/0	0	0	12
Grant	0	2	0	0/0	0/0	0	0	12
Howard	0	1	0	0/0	0/0	0	0	6
Parker	0	1	0	0/0	0/0	0	0	6
Fasano	0	1	0	0/0	0/0	0	0	6
D. Williams	0	1	0	0/0	0/0	0	0	6
Fales	1	0	0	0/0	0/0	0	0	6
Perry	0	0	0	0/0	0/0	1	0	2
TEAM	0	0	0	0/0	0/0	1	0	2
DOLPHINS	4	24	3	26/29	21/23	2	1	281
OPPONENTS	14	26	5	42/42	27/35	0	0	393

FIELD GOALS	1-19	20-29	30-39	40-49	50+
Parkey	0/0	6/6	8/8	6/7	1/2
DOLPHINS	0/0	6/6	8/8	6/7	1/2
OPPONENTS	0/0	4/4	10/10	10/17	3/4

TWO-POINT CONVERSIONS

Drake 1

DOLPHINS 1-2, OPPONENTS 0-3

SACKS

C.Wake 10.5, A.Branch 4.5, N.Suh 4.5, J.Phillips 2.0, C.Harris 2.0, R.Jones 1.5, B.McCain 1.0, X.Howard 1.0, C.Malveaux 1.0, W.Hayes 1.0, K.Alonso 1.0

DOLPHINS 30.0, OPPONENTS: 32.0

USUAL STARTERS

OFFENSE

WR - Kenny Stills (8)
 LT - Laremy Tunsil (15), Zach Sterup (1)
 LG - Ted Larsen (8), Anthony Steen (6), Jesse Davis (2)
 C - Mike Pouncey (16)
 RG - Jermon Bushrod (10), Jesse Davis (6)
 RT - Ja'Wuan James (8), Sam Young (6), Jesse Davis (2)
 TE - Julius Thomas (12), Anthony Fasano (3)
 WR - DeVante Parker (12)
 QB - Jay Cutler (14), Matt Moore (2)
 RB - Jay Ajayi (7), Kenyan Drake (5), Damien Williams (4)
 WR - Jarvis Landry (16)
 ZTE - Anthony Fasano (4)
 ZRB - Kenyan Drake (1)

DEFENSE

DE - Andre Branch (14), *Charles Harris (2)
 DT - Ndamukong Suh (16)
 DT - Jordan Phillips (11), *Davon Godchaux (5)
 DE - Cameron Wake (16)
 LB - Kiko Alonso (16)
 LB - Lawrence Timmons (14)
 LB - *Chase Allen (4), Rey Mauluga (4), Mike Hull (3)
 CB - *Cordrea Tankersley (11), Bobby McCain (2), Byron Maxwell (2), Alterraun Verner (1)
 CB - Xavier Howard (16)
 S - Reshad Jones (16)
 S - T.J. McDonald (8), Nate Allen (7), Michael Thomas (1)
 SDB - Bobby McCain (5), Michael Thomas (1), Alterraun Verner (1)

* Indicates Rookie

2018 FINAL STATISTICS (7-9)

DATE	OPPONENT	SCORE	W/L	ATT.
9/9	TENNESSEE	27-20	W	65,184
9/16	at N.Y. Jets	20-12	W	77,982
9/23	OAKLAND	28-20	W	65,667
9/30	at New England	7-38	L	65,878
10/7	at Cincinnati	17-27	L	52,708
10/14	CHICAGO	31-28 (OT)	W	65,791
10/21	DETROIT	21-32	L	65,265
10/25	at Houston	23-42	L	71,726
11/4	N.Y. JETS	13-6	W	65,533
11/11	at Green Bay	12-31	L	78,076
11/25	at Indianapolis	24-27	L	57,069
12/2	BUFFALO	21-17	W	65,155
12/9	NEW ENGLAND	34-33	W	66,087
12/16	at Minnesota	17-41	L	66,841
12/23	JACKSONVILLE	7-17	L	65,798
12/30	at Buffalo	17-42	L	67,420

TEAM STATISTICS	MIA.	OPP.
TOTAL FIRST DOWNS	252	350
Rushing	75	116
Passing	153	195
Penalty	24	39
3rd Down: Made/Att	56/186	84/196
3rd Down Pct.	30.1%	42.9%
4th Down: Made/Att	8/13	6/15
4th Down Pct.	61.5%	40.0%
POSSESSION AVG.	27.49	32.11
TOTAL NET YARDS	4,638	6,257
Avg. Per Game	289.9	391.1
Total Plays	878	1,024
Avg. Per Play	5.3	6.1

NET YARDS RUSHING	1,738	2,325
Avg. Per Game	108.6	145.3
Total Rushes	371	485
NET YARDS PASSING	2,900	3,932
Avg. Per Game	181.3	245.8
Sacked/Yards Lost	52/409	31/209
Gross Yards	3,309	4,141
Attempts/Completions	455/292	508/335
Completion Pct.	64.2%	65.9%
Had Intercepted	13	21

PUNTS/AVERAGE	88/44.1	55/42.3
NET PUNTING AVG.	38.4	36.6
PENALTIES/YARDS	108/978	107/856
FUMBLES/BALLS LOST	17/10	17/7

TOUCHDOWNS	38	52
Rushing	7	17
Passing	26	31
Returns	5	4

SCORE BY QUARTERS	1	2	3	4	OT	Total
DOLPHINS	52	115	59	90	3	319
OPPONENTS	89	85	101	158	0	433

RUSHING	NO.	YDS.	AVG.	LG	TD
Gore	156	722	4.6	39	0
Drake	120	535	4.5	54	4
Ballage	36	191	5.3	75t	1
Tannehill	32	145	4.5	20	0
Bolden	8	91	11.4	54t	2
Oswieiler	8	21	2.6	7	0
Wilson	8	16	2.0	5	0
Carroo	1	14	14.0	14	0
Grant	1	5	5.0	5	0
Amendola	1	-2	-2.0	-2	0
DOLPHINS	371	1738	4.7	75t	7
OPPONENTS	485	2325	4.8	71	17

RECEIVING	NO.	YDS.	AVG.	LG	TD
Amendola	59	575	9.7	39	1
Drake	53	477	9.0	52t	5
Stills	37	553	14.9	75t	6
Wilson	26	391	15.0	75t	4
Parker	24	309	12.9	46	1
Gesicki	22	202	9.2	27	0
Grant	21	268	12.8	52t	2
Gore	12	124	10.3	24	1
Ballage	9	56	6.2	31	0
O'Leary	8	86	10.8	19	1
Butler	6	60	10.0	23t	1
Smythe	6	50	8.3	21	0
Derby	3	48	16.0	19t	1
Bolden	3	13	4.3	9	1
Carroo	2	94	47.0	74t	1
Tannehill	1	3	3.0	3t	1
DOLPHINS	292	3309	11.3	75t	26
OPPONENTS	335	4141	12.4	73t	31

INTERCEPTIONS	NO.	YDS.	AVG.	LG	TD
Howard	7	52	7.4	39	0
Jones	3	109	36.3	54	1
McDonald	3	41	13.7	31	0
Alonso	3	30	10.0	15	0
Fitzpatrick	2	64	32.0	50t	1
Baker	1	25	25.0	25t	1
Aikens	1	0	0.0	0	0
McCain	1	0	0.0	0	0
DOLPHINS	21	321	15.3	54	3
OPPONENTS	13	188	14.5	35	2

PUNTING	NO.	YDS.	AVG.	LG	BK
Haack	87	3884	44.6	65	1
DOLPHINS	88	3884	44.1	65	1
OPPONENTS	55	2326	42.3	61	1

PUNT RET.	NO.	YDS.	AVG.	LG	TD
Grant	14	228	16.3	71t	1
Amendola	11	59	5.4	12	0
Stills	2	6	3.0	6	0
Baker	1	0	0.0	0	0
DOLPHINS	28	293	10.5	71t	1
OPPONENTS	37	384	10.4	70	0

KICKOFF RET.	NO.	YDS.	AVG.	LG	TD
Grant	18	535	29.7	102t	1
Drake	10	213	21.3	26	0
Perry	8	164	20.5	32	0
Ballage	2	26	13.0	16	0
Smythe	1	0	0.0	0	0
DOLPHINS	39	938	24.1	102t	1
OPPONENTS	13	339	26.1	94t	1

SCORING	Ru	Pa	Rt	PAT	FG	S	2	TP
Sanders	0	0	0	35/36	18/20	0	0	89
Drake	4	5	0	0/0	0/0	0	0	54
Stills	0	6	0	0/0	0/0	0	1	38
Grant	0	2	2	0/0	0/0	0	0	24
Wilson	0	4	0	0/0	0/0	0	0	24
Bolden	2	1	0	0/0	0/0	0	0	18
Tannehill	0	1	0	0/0	0/0	0	0	6
Gore	0	1	0	0/0	0/0	0	0	6
Amendola	0	1	0	0/0	0/0	0	0	6
Jones	0	1	0	0/0	0/0	0	0	6
Parker	0	1	0	0/0	0/0	0	0	6
Derby	0	1	0	0/0	0/0	0	0	6
O'Leary	0	1	0	0/0	0/0	0	0	6
Carroo	0	1	0	0/0	0/0	0	0	6
Butler	0	1	0	0/0	0/0	0	0	6
Fitzpatrick	0	1	0	0/0	0/0	0	0	6
Baker	0	0	1	0/0	0/0	0	0	6
Ballage	1	0	0	0/0	0/0	0	0	6
DOLPHINS	7	26	5	35/36	18/20	0	1	319
OPPONENTS	17	31	4	47/50	24/32	0	1	433

FIELD GOALS	1-19	20-29	30-39	40-49	50+	
Sanders	0/0	0/0	7/7	3/3	7/9	1/1
DOLPHINS	0/0	0/0	7/7	3/3	7/9	1/1
OPPONENTS	0/0	0/0	7/7	7/8	4/7	6/10

TWO-POINT CONVERSIONS
Stills 1.
DOLPHINS 1-1, OPPONENTS 1-2

SACKS
Quinn 6.5, Wake 6.0, Baker 3.0, McCain 2.0, Taylor 2.0, Spence 2.0, Hayes 2.0, Branch 1.5, Godchaux 1.0, Woodard 1.0, Phillips 1.0, Davis 1.0, Harris 1.0, TEAM 1.0.
DOLPHINS 31.0, OPPONENTS: 52.0

USUAL STARTERS
OFFENSE
WR - Kenny Stills (15), Jacekern Grant Sr. (2)
LT - Laremy Tunsil (15), Zach Stempel (1)
LG - Ted Larsen (14), Jake Brendel (2), Josh Sitton (1)
C - Travis Swanson (11), Daniel Kilgore (4), Jake Brendel (1)
RT - Jesse Davis (16)
RG - Jus'Waan James (15), Sam Young (1)
TE - Nick O'Leary (7), *Mike Gesicki (7), *Durham Smythe (2)
WR - Danny Amendola (15), Brice Butler (1)
QB - Ryan Tannehill (11), Brock Oswieiler (5)
RB - Frank Gore (14), Kenyan Drake (7)
WR - DeVante Parker (7), Albert Wilson (3),

DEFENSE
DE - Cameron Wake (14), Andre Branch (1), Charles Harris (1)
DT - Davon Godchaux (16)
DT - Akeem Spence (16)
DE - Robert Quinn (16)
LB - Kiko Alonso (15), Mike Hull (1)
ILB - Raekwon McMillan (16)
LB - *Jerome Baker (11), Chase Allen (1)
CB - Xavier Howard (12), Torry McTyer (4)
CB - Bobby McCain (13), *Minkah Fitzpatrick (3)
S - Reshad Jones (13), *Minkah Fitzpatrick (8)
S - T.J. McDonald (14), Walt Aikens (1)

* Indicates Rookie

PASSING	ATT.	COMP.	YDS.	PCT.	TD	INT.	LG	SCK/LST	RATING
Tannehill	274	176	1979	64.2	17	9	75t	35/279	92.7
Oswieiler	178	113	1247	63.5	6	4	75t	17/130	86.0
Wilson	1	1	52	100.0	1	0	52t	0/0	158.3
Amendola	1	1	28	100.0	1	0	28t	0/0	158.3
Stills	1	1	3	100.0	1	0	3t	0/0	118.8
DOLPHINS	455	292	3309	64.2	26	13	75t	52/409	93.0
OPPONENTS	508	335	4141	65.9	31	21	73t	31/209	94.1

2019 FINAL STATISTICS (5-11)

DATE	OPPONENT	SCORE	W/L	ATT.
9/8	BALTIMORE	10-59	L	65,012
9/15	NEW ENGLAND	0-43	L	65,513
9/22	at Dallas	6-31	L	90,127
9/29	L.A. CHARGERS	10-30	L	64,278
10/13	WASHINGTON	16-17	L	59,808
10/20	at Buffalo	21-31	L	68,340
10/28	at Pittsburgh	14-27	L	59,244
11/3	N.Y. JETS	26-18	W	59,229
11/10	at Indianapolis	16-12	W	60,510
11/17	BUFFALO	20-37	L	64,187
11/24	at Cleveland	24-41	L	67,431
12/1	PHILADELPHIA	37-31	W	65,545
12/8	at N.Y. Jets	21-22	L	78,523
12/15	at NIN. GIANTS	20-36	L	72,894
12/22	CINCINNATI	38-35 (OT)	W	60,968
12/29	at New England	27-24	W	65,878

TEAM STATISTICS	MIA.	OPP.
TOTAL FIRST DOWNS	315	361
Rushing	64	113
Passing	210	214
Penalty	41	34
3rd Down: Made/Att	71/207	81/194
3rd Down Pct.	34.3%	41.8%
4th Down: Made/Att	13/28	8/13
4th Down Pct.	46.4%	61.5%
POSSESSION AVG.	28:37	31:23
TOTAL NET YARDS	4960	6364
Avg. Per Game	310.0	397.8
Total Plays	1022	1053
Avg. Per Play	4.9	6.0
NET YARDS RUSHING	1156	2166
Avg. Per Game	72.3	135.4
Total Rushes	349	485
NET YARDS PASSING	3804	4198
Avg. Per Game	237.8	262.4
Sacked/Yards Lost	58/313	23/155
Gross Yards	4117	4353
Attempts/Completions	615/371	545/344
Completion Pct.	60.3%	63.1%
Had Intercepted	18	13
PUNTS/AVERAGE	69/45.0	57/44.7
NET PUNTING AVG.	41.1	41.2
PENALTIES/YARDS	92/769	111/1084
FUMBLES/BALLS LOST	25/8	17/3
TOUCHDOWNS	34	57
Rushing	10	15
Passing	22	39
Returns	2	3

SCORE BY QUARTERS	1	2	3	4	OT	TOTAL
DOLPHINS	54	115	49	85	3	306
OPPONENTS	91	140	106	157	0	494

RUSHING	NO.	YDS.	AVG.	LG	TD
Fitzpatrick	54	243	4.5	20	4
Walton	53	201	3.8	19	0
Drake	47	174	3.7	11	0
Laird	62	168	2.7	18	1
Ballage	74	135	1.8	8	3
Gaskin	36	133	3.7	27	1
Wilson	5	45	9.0	28	0
Perine	5	16	3.2	9	0
Rosen	3	13	4.3	6	0
Ford	1	11	11.0	11	0
Turner	4	6	1.5	5	0
Grant	4	5	1.3	7t	1
Walford	0	4	0.0	4	0
Haack	1	2	2.0	2	0
DOLPHINS	349	1156	3.3	28	10
OPPONENTS	485	2166	4.5	60	15

RECEIVING	NO.	YDS.	AVG.	LG	TD
D. Parker	72	1202	16.7	51	9
Gesicki	51	570	11.2	34	5
Wilson	43	351	8.2	35	1
Williams	32	428	13.4	35	3
Hurns	32	416	13.0	27	2
Ford	23	244	10.6	28	0
Laird	23	204	8.9	21	0
Drake	22	174	7.9	26	0
Grant	19	164	8.6	18	0
Walton	15	89	5.9	18	0
Ballage	14	63	4.5	13	0
Smythe	7	65	9.3	24	0
Gaskin	7	51	7.3	20	0
Walford	4	57	14.3	19	0
O'Leary	4	37	9.3	19	0
Wilkins	1	1	1.0	1t	1
Sanders	1	1	1.0	1t	1
Deiter	1	0	0.0	0	0
DOLPHINS	371	4117	11.1	51	22
OPPONENTS	344	4353	12.7	83t	39

INTERCEPTIONS	NO.	YDS.	AVG.	LG	TD
McCain	2	53	26.5	32	0
S. Parker	2	35	17.5	35	0
Needham	2	23	11.5	23	0
Rowe	1	35	35.0	35t	1
Baker	1	34	34.0	34	0
Biegel	1	7	7.0	7	0
Lewis	1	3	3.0	3	0
Wiltz	1	0	0.0	0	0
Howard	1	0	0.0	0	0
Lammons	1	0	0.0	0	0
DOLPHINS	13	190	14.6	35t	1
OPPONENTS	18	169	9.4	69t	2

PUNTING	NO.	YDS.	AVG.	LG	BK
Haack	69	3105	45.0	62	0
DOLPHINS	69	3105	45.0	62	0
OPPONENTS	57	2546	44.7	59	0

PUNT RET.	NO.	YDS.	AVG.	LG	TD
Williams	10	115	11.5	21	0
T. Davis	6	33	5.5	10	0
Sherels	6	23	3.8	10	0
Grant	5	6	1.2	5	0
DOLPHINS	27	177	6.6	21	0
OPPONENTS	29	229	7.9	21	0

KICKOFF RET.	NO.	YDS.	AVG.	LG	TD
Grant	23	578	25.1	101	1
T. Davis	4	95	23.8	30	0
Smythe	4	45	11.3	14	0
Sherels	3	57	19.0	21	0
Drake	1	15	15.0	15	0
Ford	1	6	6.0	6	0
DOLPHINS	36	796	22.1	101t	1
OPPONENTS	20	540	27.0	78	1

SCORING	Ru	Pa	Rt	PAT	FG	S	2	TP
Sanders	0	1	0	29/30	23/30	0	0	104
D. Parker	0	9	0	0/0	0/0	0	0	54
Gesicki	0	5	0	0/0	0/0	0	0	0
Fitzpatrick	4	0	0	0/0	0/0	0	0	24
Ballage	3	0	0	0/0	0/0	0	0	18
Williams	0	3	0	0/0	0/0	0	0	18
Hurns	0	2	0	0/0	0/0	0	0	12
Grant	1	0	1	0/0	0/0	0	0	12
Laird	1	0	0	0/0	0/0	0	1	8
Wilkins	0	1	0	0/0	0/0	0	0	6
Gaskin	1	0	0	0/0	0/0	0	0	6
Wilson	0	1	0	0/0	0/0	0	0	6
Rowe	0	0	1	0/0	0/0	0	0	6
DOLPHINS	10	22	2	29/30	23/30	0	1	306
OPPONENTS	15	39	3	47/52	31/38	0	4	494

PASSING	ATT.	COMP.	YDS.	PCT.	TD	INT.	LG	SCK/LST	RATING
R. Fitzpatrick	502	311	3529	62.0%	20	13	51	40/209	85.5
J. Rosen	109	58	567	53.2%	1	5	40	16/93	52.0
A. Wilson	2	1	20	50.0%	0	0	20	1/10	85.4
M. Haack	2	1	1	50.0%	1	0	1t	0/0	95.8
P. Williams	0	0	0	0.0%	0	0	0	1/1	0.0
DOLPHINS	615	371	4117	60.3%	22	18	51	58/313	80.0
OPPONENTS	545	344	4353	63.1%	39	13	83t	23/155	101.9

FIELD GOALS	1-19	20-29	30-39	40-49	50+
Sanders	0/0	7/7	8/9	5/9	3/5
DOLPHINS	0/0	7/7	8/9	5/9	3/5
OPPONENTS	0/0	9/9	6/6	12/16	4/7

TWO-POINT CONVERSIONS

Laird 1
DOLPHINS 1-4, OPPONENTS 4-5

SACKS
Charlton 5.0, Eguavoen 2.6, Biegel 2.5, Wilkins 2.0, Godchaux 2.0, Baker 1.5, T. Harris 1.5, Sieler 1.0, Van Ginkel 1.0, Jenkins 1.0, Needham 1.0, C. Harris 0.5, Ledbetter 0.5
DOLPHINS 23.0, OPPONENTS: 58.0

USUAL STARTERS

OFFENSE
WR - DeVante Parker (14)
LT - Juliën Davenport (7), J' Marcus Webb (6), Jesse Davis (3)
LG - *Michael Deiter (15), *Keaton Sutherland (1)
C - Daniel Kilgore (13), Evan Boehm (3)
RG - *Shaq Calhoun (7), Evan Boehm (5), *Danny Isidora (3), *Keaton Sutherland (1)
TE - Jesse Davis (12), J' Marcus Webb (2)
RT - Juliën Davenport (1), *Isaiah Prince (1)
LE - Durham Smythe (14), Mike Gesicki (5), Clive Walford (3), Nick O'Leary (2)
WR - *Preston Williams (7), Albert Wilson (4)
QB - Ryan Fitzpatrick (13), Josh Rosen (3)
RB - Kalen Ballage (6), *Patrick Laird (4), RB - Mark Walton (4), Kenyan Drake (2)
WR - Allen Hurns (7), Jakeem Grant Sr. (2)
*Isaiah Prince (1), Chris Reed (1)
*Adam Pankey (1)
FB - *Chandler Cox (3)

DEFENSE
DE - (3), *Jonathan Ledbetter (1), Zach Sieler (1)
DT - Davon Godchaux (16)
DE - *Christian Wilkins (5)
DT - Avery Moss (8), Taco Charlton (5), DE - John Jenkins (5)
LB - Jerome Baker (15), *Andrew Van Ginkel (1)
LB - Raekwon McMillan (12), Charles Harris (2), Trent Harris (3), Calvin Munson (2)
LB - Vince Biegel (10), *Sam Eguavoen (6)
CB - Eric Rowe (7), Xavien Howard (5), Ryan Lewis (3)
*Nik Needham (1), *Ken Webster (5), Jamal Perry (5), Ken Crawley (2), Nate Brooks (1)
S - Eric Rowe (8), Adrian Colbert (5), Reshad Jones (4)
DB - Bobby McCain (8), Steven Parker (4), S - Minkah Fitzpatrick (1), Jamal Perry (1)
*Nate Brooks (1), Minkah Fitzpatrick (1)

* Indicates Rookie

2020 FINAL STATISTICS (10-6)

DATE	OPPONENT	SCORE	W/L	ATT.
9/13	at New England	11-21	L	0
9/20	BUFFALO	28-31	L	11,075
9/24	at Jacksonville	31-13	W	16,563
10/4	SEATTLE	23-31	L	12,369
10/11	at San Francisco	43-17	W	0
10/18	N.Y. JETS	24-0	W	10,772
11/1	L.A. RAMS	28-17	W	12,397
11/8	at Arizona	34-31	W	4,200
11/15	L.A. CHARGERS	29-21	W	12,751
11/22	at Denver	13-20	L	5,351
11/29	at N.Y. Jets	20-3	W	0
12/6	CINCINNATI	19-7	W	12,577
12/13	KANSAS CITY	27-33	L	13,057
12/20	NEW ENGLAND	22-12	W	13,354
12/26	at Las Vegas	26-25	W	0
1/3	at Buffalo	28-56	L	0

TEAM STATISTICS		MIA.	OPP.
TOTAL FIRST DOWNS		345	336
Rushing		100	113
Passing		207	193
Penalty		38	30
3rd Down: Made/Att		78/202	58/186
3rd Down Pct.		38.6%	31.2%
4th Down: Made/Att		8/10	12/26
4th Down Pct.		80.0%	46.2%
POSSESSION AVG.		31:17	28:43
TOTAL NET YARDS		5424	5886
Avg. Per Game		339.0	367.9
Total Plays		1021	998
Avg. Per Play		5.3	5.9
NET YARDS RUSHING		1688	1862
Avg. Per Game		105.5	116.4
Total Rushes		428	412
NET YARDS PASSING		3736	4024
Avg. Per Game		233.5	251.5
Sacked/Yards Lost		34/201	41/349
Gross Yards		3937	4373
Attempts/Completions		559/370	545/343
Completion Pct.		66.2%	62.9%
Had Intercepted		13	18
PUNTS/AVERAGE		68/44.6	66/46.0
NET PUNTING AVG.		39.8	38.5
PENALTIES/YARDS		74/635	85/805
FUMBLES/BALLS LOST		17/7	20/11
TOUCHDOWNS		42	41
Rushing		15	17
Passing		24	21
Returns		3	3

SCORE BY QUARTERS	1	2	3	4	OT	Total
DOLPHINS	103	111	57	133	0	404
OPPONENTS	55	118	74	91	0	338

RUSHING	NO.	YDS.	AVG.	LG	TD
Gaskin	142	584	4.1	26	3
Ahmed	75	319	4.3	31	3
Breida	59	254	4.3	24	0
Fitzpatrick	30	151	5.0	17	2
Tagovailoa	36	109	3.0	17	3
Washington	28	86	3.1	16	0
Laird	13	72	5.5	17	0
J. Howard	28	33	1.2	8	4
Bowden	9	32	3.6	11	0
Fejedelem	2	23	11.5	22	0
Grant	3	20	6.7	29	0
M. Perry	3	5	1.7	6	0
DOLPHINS	428	1688	3.9	31	15
OPPONENTS	412	1862	4.5	37	17

RECEIVING	NO.	YDS.	AVG.	LG	TD
Parker	63	793	12.6	31	4
Gesicki	53	703	13.3	70	6
Gaskin	41	388	9.5	59	2
Grant	36	373	10.4	30	1
Ford	28	276	9.9	18	0
Bowden	28	211	7.5	22	0
Smythe	26	208	8.0	19	2
Williams	18	288	16.0	47	4
Hollins	16	176	11.0	34	1
Shaheen	12	150	12.5	43	3
Ahmed	11	61	5.5	13	0
Laird	10	68	6.8	17	0
Breida	9	96	10.7	31	0
M. Perry	9	92	10.2	25	1
Washington	4	28	7.0	10	0
Callaway	2	20	10.0	13	0
Cox	2	9	4.5	6	0
Fitzpatrick	1	0	0.0	0	0
J. Howard	1	-3	-3.0	-3	0
DOLPHINS	370	3937	10.6	70	24
OPPONENTS	343	4373	12.7	85	21

INTERCEPTIONS	NO.	YDS.	AVG.	LG	TD
Howard	10	77	7.7	29	0
Rowe	2	26	13.0	22	0
By Jones	2	15	7.5	15	0
Needham	2	1	0.5	1	0
McCain	1	19	19.0	19	0
Wilkins	1	8	8.0	8	0
DOLPHINS	18	146	8.1	29	0
OPPONENTS	13	115	8.8	23	1

PUNTING	NO.	YDS.	AVG.	LG	BK
Haack	68	3040	44.7	63	0
DOLPHINS	68	3040	44.7	63	0
OPPONENTS	66	3036	46.0	69	1

PUNT RET.	NO.	YDS.	AVG.	LG	TD
Grant	29	330	11.4	88	1
Callaway	2	12	6.0	11	0
M. Perry	1	12	12.0	12	0
DOLPHINS	32	354	11.1	88	1
OPPONENTS	24	297	12.4	84	2

KICKOFF RET.	NO.	YDS.	AVG.	LG	TD
Grant	6	129	21.5	45	0
Igbinoghene	4	68	17.0	22	0
Roberts	1	13	13.0	13	0
Smythe	1	5	5.0	5	0
DOLPHINS	12	215	17.9	45	0
OPPONENTS	24	376	15.7	35	0

SCORING	Ru	Pa	Rt	PAT	FG	S	2	TP
Sanders	0	0	0	36/36	36/39	0	0	144
Gesicki	0	6	0	0/0	0/0	0	0	36
Gaskin	3	2	0	0/0	0/0	0	0	30
Williams	0	4	0	0/0	0/0	0	2	28
Parker	0	4	0	0/0	0/0	0	0	24
J. Howard	4	0	0	0/0	0/0	0	0	24
Ahmed	3	0	0	0/0	0/0	0	0	20
Tagovailoa	3	0	0	0/0	0/0	0	0	18
Shaheen	0	3	0	0/0	0/0	0	0	18
Fitzpatrick	2	0	0	0/0	0/0	0	1	14
Smythe	0	2	0	0/0	0/0	0	0	12
Grant	0	1	1	0/0	0/0	0	0	12
Lawson	0	1	0	0/0	0/0	0	0	6
Hollins	0	1	0	0/0	0/0	0	0	6
M. Perry	0	1	0	0/0	0/0	0	0	6
Van Ginkel	0	0	1	0/0	0/0	0	0	6
DOLPHINS	15	24	3	36/36	36/39	0	4	404
OPPONENTS	17	21	3	39/41	17/23	1	0	338

FIELD GOALS	1-19	20-29	30-39	40-49	50+
Sanders	1/1	8/8	7/7	12/14	8/9
DOLPHINS	1/1	8/8	7/7	12/14	8/9
OPPONENTS	0/0	5/6	6/6	5/8	1/3

TWO-POINT CONVERSIONS	
Williams	2, Ahmed 1, Fitzpatrick 1
DOLPHINS 4-6, OPPONENTS: 0-0	

SACKS	
Ogbah 9.0, Baker 7.0, Van Noy 6.0, Van Ginkel 5.5, Lawson 4.0, Sieler 3.5, Roberts 1.5, Wilkins 1.5, Needham 1.0, Grugier-Hill 1.0, Br. Jones 1.0	
DOLPHINS 41.0, OPPONENTS: 34.0	

USUAL STARTERS	
OFFENSE	
WR	- Preston Williams (7), Jakeem Grant Sr. (4), *Malcolm Perry (2), Mack Hollins (2), Antonio Callaway (1)
LT	- *Austin Jackson (12), Jesse Davis (4)
LG	- Ereck Flowers (14), *Solomon Kindley (2)
C	- Ted Karras (16)
RG	- *Solomon Kindley (10), Jesse Davis (6)
RT	- *Robert Hunt (11), Jesse Davis (5)
TE	- Durham Smythe (13)
ZTE	- Mike Gesicki (9), Adam Shaheen (5)
WR	- DeVante Parker (11), Lynn Bowden Jr. (4), Isaiah Ford (1)
QB	- *Tua Tagovailoa (9), Ryan Fitzpatrick (7), Myles Gaskin (7), *Salvon Ahmed (4), Jordan Howard (3), Matt Breida (1), DeAndre Washington (1)
6OL	- Juliën Davenport (1), *Solomon Kindley (1)
FB	- Chandler Cox (3)

DEFENSE	
DE	- Emmanuel Ogba (12)
DT	- *Raekwon Davis (12), Davon Godchaux (5)
DE	- Christian Wilkins (12), Zach Sieler (8)
LB	- Jerome Baker (11), Andrew Van Ginkel (11)
LB	- Elandon Roberts (11), Shaq Lawson (7), Kamu Grugier-Hill (1), Sam Eguavoen (1)
LB	- Kyle Van Noy (13)
CB	- Byron Jones (14), *Noah Igbinoghene (2)
CB	- Xavier Howard (16)
S	- Eric Rowe (14)
S	- Bobby McCain (15)
DB	- Nik Needham (6), *Brandon Jones (4), Jamal Perry (1)
DB	- *Nate Brooks (1), Minkah Fitzpatrick (1)

* Indicates Rookie

PASSING	ATT.	COMP.	YDS.	PCT.	TD	INT.	LG	SCK/LST	RATING
Fitzpatrick	267	183	2091	68.5%	13	8	70	14/65	95.6
Tagovailoa	290	186	1814	64.1%	11	5	35	20/136	87.1
Bowden	2	1	32	50.0%	0	0	32	0/0	95.8
DOLPHINS	559	370	3937	66.2%	24	13	70	34/201	91.2
OPPONENTS	545	343	4373	62.9%	21	18	85	41/349	87.0

DOLPHINS INDIVIDUAL RECORDS

The following individual records relate solely to service with the Miami Dolphins. They include National Football League regular-season statistics only – with the exception of those single-game records marked by "*" or "**."

* Playoff game **Super Bowl

1966-77: 14 games 1983-86: 16 games 1978-81: 16 games 1987: 15 games 1982: 9 games 1988-2020: 16 games

SERVICE

MOST SEASONS

17	Dan Marino (1983-99)
15	Bob Kuechenberg (1970-84)
14	Bob Griese (1967-80)
14	Don Strock (1974-87)
14	John Denney (2005-18)
13	Nat Moore (1974-86)
13	Jason Taylor (1997-2007, 2009, 2011)
12	Larry Little (1969-80)
12	Ed Newman (1973-84)
12	Bruce Hardy (1978-89)
12	Jim Jensen (1981-92)
12	Zach Thomas (1996-2007)

MOST GAMES PLAYED

242	Dan Marino (1983-99)
224	John Denney (2005-18)
204	Jason Taylor (1997-2007, 2009, 2011)
196	Bob Kuechenberg (1970-84)
183	Nat Moore (1974-86)
168	Zach Thomas (1996-2007)
167	Ed Newman (1973-85)
166	Vern Den Herder (1971-82)
164	Jim Jensen (1981-92)
164	Richmond Webb (1990-00)
163	Don Strock (1974-87)
161	Bob Griese (1967-80)
159	Larry Little (1969-80)
157	Tim Bowens (1994-04)
156	Tim Ruddy (1994-03)
155	Olindo Mare (1997-2006)
151	Bruce Hardy (1978-89)

MOST CONSECUTIVE GAMES PLAYED

224	John Denney (1st in 2005 through 16th in 2018)
130	Jason Taylor (15th in 1999 through 16th in 2007)
128	Jim Langer (10th in 1970 through 9th in 1979)
128	Brandon Fields (1st in 2007 through 16th in 2014)
127	Garo Yepremian (2nd in 1970 through 16th in 1978)
125	Bob Baumhower (1st in 1977 through 14th in 1984)
118	Richmond Webb (3rd in 1991 through 8th in 1998)
116	Olindo Mare (1st in 1997 through 4th in 2004)
107	Dwight Stephenson (1st in 1980 through 2nd in 1987)
104	Jeff Cross (1st in 1988 through 8th in 1994)
104	Tim Bowens (1st in 1994 through 8th in 2000)
104	Vernon Carey (4th in 2004 through 12th in 2010)

MOST STARTS

240	Dan Marino (1983-99)
186	Jason Taylor (1997-2007, 2009, 2011)
176	Bob Kuechenberg (1970-84)
168	Zach Thomas (1996-2007)
162	Richmond Webb (1990-2000)
155	Tim Bowens (1994-04)
152	Bob Griese (1967-80)
152	Larry Little (1969-80)
144	Vern Den Herder (1971-82)
140	Tim Ruddy (1994-2003)

MOST CONSECUTIVE STARTS

130	Jason Taylor (15th in 1999 through 16th in 2007)
118	Richmond Webb (3rd in 1991 through 8th in 1998)
109	Jim Langer (1st in 1972 through 9th in 1979)
95	Dan Marino (6th in 1987 through 5th in 1993)
92	Tim Bowens (3rd in 1994 through 14th in 1999)
91	Norm Evans (3rd in 1969 through 9th in 1975)
87	Dick Anderson (12th in 1968 through 14th in 1974)
87	Vernon Carey (7th in 2005 through 12th in 2010)
86	Bob Baumhower (1st in 1977 through 8th in 1982)
84	Jake Scott (1st in 1970 through 14th in 1975)
81	Vern Den Herder (1st in 1972 through 11th in 1977)
81	Jeff Cross (16th in 1988 through 16th in 1993)
81	Keith Sims (11th in 1991 through 11th in 1996)
80	Randy McMichael (1st in 2002 through 16th in 2006)

MOST PRO BOWLS

9	Dan Marino (1983-87, 1991-92, 1994-95)
7	Richmond Webb (1990-96)
7	Zach Thomas (1999-2003, 2005-06)
6	Bob Griese (1970-71, 1973-74, 1977-78)
6	Jim Langer (1973-78)
6	Bob Kuechenberg (1974-75, 1977-78, 1982-83)
6	Jason Taylor (2000, 2002, 2004-07)
5	Larry Csonka (1970-74)
5	Paul Warfield (1970-74)
5	Jake Scott (1971-75)
5	Bob Baumhower (1979, 1981-84)
5	Dwight Stephenson (1983-87)
5	John Offerdahl (1986-90)
5	Mark Clayton (1984-86, 1988, 1991)
5	Cameron Wake (2010, 2012-14, 2016)

MOST CONSECUTIVE PRO BOWLS

7	Richmond Webb (1990-96)
6	Jim Langer (1973-78)
5	Larry Csonka (1970-74)
5	Paul Warfield (1970-74)
5	Jake Scott (1971-75)
5	Dan Marino (1983-87)
5	Dwight Stephenson (1983-87)
5	John Offerdahl (1986-90)
5	Zach Thomas (1999-2003)

MOST PRO BOWL STARTS

7	Dan Marino (1983-86, 1992, 1994-95)
5	Jim Langer (1973-77)
5	Jason Taylor (2000, 2002, 2004-06)
4	Dwight Stephenson (1983-86)
4	John Offerdahl (1986, 1988-90)
4	Richmond Webb (1992-95)
4	Cameron Wake (2010, 2012, 2014, 2016)
3	Larry Little (1972-74)
3	Jake Scott (1972-73, 1975)
3	Bob Baumhower (1979, 1981, 1983)
3	Sam Madison (1999-2001)
3	Zach Thomas (1999, 2002, 2006)
3	Jake Long (2009-11)

MOST CONSECUTIVE PRO BOWL STARTS

5	Jim Langer (1973-77)
4	Dwight Stephenson (1983-86)
4	Dan Marino (1983-86)
4	Richmond Webb (1992-95)
3	Larry Little (1972-74)
3	John Offerdahl (1988-90)
3	Sam Madison (1999-2001)
3	Jason Taylor (2004-06)
3	Jake Long (2009-11)

SCORING

MOST POINTS

CAREER

1,048	Olindo Mare (1997-06), 313 XPs, 245 FGs
830	Garó Yepremian (1970-78), 335 XPs, 165 FGs
774	Pete Stoyanovich (1989-95), 246 XPs, 176 FGs
540	Uwe von Schamann (1979-84), 237 XPs, 101 FGs
535	Dan Carpenter (2008-12), 154 XPs, 127 FGs

SEASON

144	Olindo Mare (1999), 27 XPs, 39 FGs
144	Jason Sanders (2020), 36 XPs, 36 FGs
128	Caleb Sturgis (2014), 41 XPs, 29 FGs
124	Pete Stoyanovich (1992), 34 XPs, 30 FGs
121	Pete Stoyanovich (1991), 28 XPs, 31 FGs

GAME

24	Paul Warfield (12/15/73 vs. Detroit), 4 TDs
24	Mark Ingram (11/27/94 at N.Y. Jets), 4 TDs
24	Ronnie Brown (9/21/08 at New England), 4 TDs

MOST POINTS BY A ROOKIE

SEASON

116	Fuad Reveiz (1985), 50 XPs, 22 FGs
111	Caleb Sturgis (2013), 33 XPs, 26 FGs
103	Dan Carpenter (2008), 40 XPs, 21 FGs

MOST CONSECUTIVE GAMES SCORING POINTS

121	Garó Yepremian (8th in 1970 through 16th in 1978)
-----	---------------------------------------------------

MOST TOUCHDOWNS

CAREER

82	Mark Clayton (1983-92), 81 pass, 1 ret.
75	Nat Moore (1974-86), 74 pass, 1 run
59	Mark Duper (1982-92), 59 pass
57	Larry Csonka (1968-74, 1979), 53 run, 4 pass
54	Ricky Williams (2002-03, 2005, 2007-10), 48 run, 6 pass

SEASON

18	Mark Clayton (1984), 18 pass
17	Ricky Williams (2002), 16 run, 1 pass
16	Karim Abdul-Jabbar (1997), 15 run, 1 pass
16	Lamar Smith (2000), 14 run, 2 pass
14	Mark Clayton (1988), 14 pass

GAME

4	Paul Warfield (12/15/73 vs. Detroit), 4 pass
4	Mark Ingram (11/27/94 at N.Y. Jets), 4 pass
4	Ronnie Brown (9/21/08 at New England), 4 run

MOST TOUCHDOWNS BY A ROOKIE

SEASON

13	Ron Davenport (1985), 11 run, 2 pass
11	Karim Abdul-Jabbar (1996), 11 run
8	Andra Franklin (1981), 7 run, 1 pass
7	Larry Csonka (1968), 6 run, 1 pass
7	Troy Stradford (1987), 6 run, 1 pass
7	Chris Chambers (2001), 7 pass

GAME

3	Ronald Scott (10/11/87 vs. Kansas City), 3 run
3	Troy Stradford (12/7/87 vs. N.Y. Jets), 3 run
3	Sammie Smith (12/10/89 vs. New England), 3 run

MOST CONSECUTIVE GAMES SCORING A TOUCHDOWN

6	Paul Warfield (4th through 9th in 1971)
6	Mark Clayton (13th through 16th in 1988 and 2nd through 3rd in 1989)
6	Ricky Williams (16th in 2002 and 1st through 5th in 2003)

MOST FIELD GOALS

CAREER

245	Olindo Mare (1997-06), 303 att.
176	Pete Stoyanovich (1989-95), 222 att.
165	Garó Yepremian (1970-78), 242 att.
127	Dan Carpenter (2008-12), 155 att.
101	Uwe von Schamann (1979-84), 149 att.

SEASON

39	Olindo Mare (1999), 46 att.
36	Jason Sanders (2020), 39 att.
31	Pete Stoyanovich (1991), 37 att.
30	Pete Stoyanovich (1992), 37 att.
30	Dan Carpenter (2010), 41 att.

GAME

7	Jason Sanders (12/8/19 at N.Y. Jets), 8 att.
6	Olindo Mare (10/17/99 at New England), 6 att.
5	Garó Yepremian (9/26/71 at Buffalo), 6 att.
5	Olindo Mare (12/31/06 at Indianapolis), 5 att.
5	Dan Carpenter (10/24/10 vs. Pittsburgh), 5 att.
5	Dan Carpenter (10/31/10 at Cincinnati), 5 att.
5	Jason Sanders (10/4/20 vs. Seattle), 5 att.
5	Jason Sanders (10/11/20 at San Francisco), 5 att.

MOST FIELD GOALS BY A ROOKIE

SEASON

26	Caleb Sturgis (2013), 34 att.
22	Fuad Reveiz (1985), 27 att.
21	Uwe von Schamann (1979), 29 att.
21	Dan Carpenter (2008), 25 att.

GAME

4	Dan Carpenter (11/2/08 at Denver), 4 att.
4	Jason Sanders (11/11/18 at Green Bay), 4 att.
3	16 times (last – Jason Sanders, 10/25/18 at Houston)

MOST CONSECUTIVE GAMES SCORING A FIELD GOAL

20	Garó Yepremian (10th in 1970 through 1st in 1972)
20	Olindo Mare (7th in 1998 through 10th in 1999)

MOST CONSECUTIVE FIELD GOALS

22	Jason Sanders (16th in 2019 through 9th in 2020)
19	Olindo Mare (3rd through 7th in 1999)
17	Dan Carpenter (2nd through 12th in 2009)
16	Garó Yepremian (8th through 16th in 1978)
16	Olindo Mare (7th through 16th in 2000)

HIGHEST FIELD GOAL PERCENTAGE

CAREER (min: 50 att.)

86.5	Jason Sanders (2018-20), 77 of 89
81.9	Dan Carpenter (2008-12), 127 of 155
80.9	Olindo Mare (1997-06), 245 of 303
79.3	Pete Stoyanovich (1989-95), 176 of 222
77.5	Caleb Sturgis (2013-14), 55 of 71

SEASON (min: 15 att.)

92.3	Jason Sanders (2020), 36 of 39
91.3	Jay Feely (2007), 21 of 23
91.3	Cody Parkey (2017), 21 of 23
90.5	Olindo Mare (2001), 19 of 21
90.3	Olindo Mare (2000), 28 of 31

LONGEST FIELD GOALS

60	Dan Carpenter (12/5/10 vs. Cleveland)
59	Pete Stoyanovich (11/12/89 at N.Y. Jets)
*58	Pete Stoyanovich (1/5/91 vs. Kansas City)
58	Dan Carpenter (1/1/12 vs. N.Y. Jets)
56	Jason Sanders (11/8/20 at Arizona)

LONGEST FIELD GOALS BY A ROOKIE

59	Pete Stoyanovich (11/12/89 at N.Y. Jets)
54	Caleb Sturgis (9/15/13 at Indianapolis)
53	Uwe von Schamann (10/21/79 at New England)
53	Andrew Franks (10/25/15 vs. Houston)
52	Caleb Sturgis (10/27/13 at New England)

MOST POINTS AFTER TOUCHDOWN**CAREER**

335	Garó Yepremian (1970-78), 351 att.
313	Olindo Mare (1997-06), 318 att.
246	Pete Stoyanovich (1989-95), 250 att.

SEASON

66	Uwe von Schamann (1984), 70 att.
52	Fuad Reveiz (1986), 55 att.
50	Fuad Reveiz (1985), 52 att.

GAME

7	Garó Yepremian (11/12/72 vs. New England), 7 att.
7	Garó Yepremian (11/24/77 at St. Louis), 8 att.
7	Pete Stoyanovich (9/3/95 vs. N.Y. Jets), 7 att.
7	Olindo Mare (9/8/02 vs. Detroit), 7 att.

MOST POINTS AFTER TOUCHDOWN BY A ROOKIE**SEASON**

50	Fuad Reveiz (1985), 52 att.
40	Dan Carpenter (2008), 40 att.
38	Pete Stoyanovich (1989), 39 att.

MOST CONSECUTIVE POINTS AFTER TOUCHDOWN

110	Garó Yepremian (7th in 1972 to 2nd in 1975)
110	Pete Stoyanovich (16th in 1992 to 16th in 1995)

HIGHEST POINT AFTER TOUCHDOWN PCT.**CAREER (min: 150 att.)**

99.4	Dan Carpenter (2008-12), 154 of 155
98.43	Olindo Mare (1997-06), 313 of 318
98.40	Pete Stoyanovich (1989-95), 246 of 250
95.3	Fuad Reveiz (1985-88), 161 of 169
95.2	Garó Yepremian (1970-78), 335 of 352

MOST TWO-POINT CONVERSIONS**CAREER**

2	Irving Fryar (1993-95), 2 pass
2	Marty Booker (2004-07), 2 pass
2	Jarvis Landry (2014-16), 2 pass
2	Preston Williams (2019-20), 2 pass

SEASON

2	Irving Fryar (1994), 2 pass
2	Marty Booker (2006), 2 pass
2	Preston Williams (2020), 2 pass

RUSHING**MOST RUSHING YARDS****CAREER**

6,737	Larry Csonka (1968-74, 1979), 1,506 att.
6,436	Ricky Williams (2002-03, 2005, 2007-10), 1,509 att.
4,815	Ronnie Brown (2005-10), 1,128 att.
3,877	Mercury Morris (1969-75), 754 att.
3,644	Jim Kick (1968-74), 997 att.

SEASON

1,853	Ricky Williams (2002), 4.8 per carry
1,372	Ricky Williams (2003), 3.5 per carry
1,272	Jay Ajayi (2016), 4.9 per carry
1,258	Delvin Williams (1978), 4.6 per carry
1,139	Lamar Smith (2000), 3.7 per carry
1,121	Ricky Williams (2009), 4.7 per carry
1,117	Larry Csonka (1972), 5.2 per carry
1,116	Karim Abdul-Jabbar (1996), 3.6 per carry
1,099	Lamar Miller (2014), 5.1 per carry
1,086	Reggie Bush (2011), 5.0 per carry
1,051	Larry Csonka (1971), 5.4 per carry
1,008	Ronnie Brown (2006), 4.2 per carry
1,003	Larry Csonka (1973), 4.6 per carry
1,000	Mercury Morris (1972), 5.3 per carry

GAME

228	Ricky Williams (12/1/02 at Buffalo), 27 att.
216	Ricky Williams (12/9/02 vs. Chicago), 31 att.
214	Jay Ajayi (10/23/16 vs. Buffalo), 28 att.
*209	Lamar Smith (12/30/00 vs. Indianapolis), 40 att.
206	Jay Ajayi (12/24/16 at Buffalo), 32 att.
204	Jay Ajayi (10/16/16 vs. Pittsburgh), 25 att.
203	Reggie Bush (12/18/11 at Buffalo), 25 att.

MOST RUSHING YARDS BY A ROOKIE**SEASON**

1,116	Karim Abdul-Jabbar (1996), 3.6 per carry
907	Ronnie Brown (2005), 4.4 per carry
711	Andra Franklin (1981), 3.5 per carry
659	Sammie Smith (1989), 3.3 per carry
621	Jim Kick (1968), 3.8 per carry

GAME

169	Troy Stradford (11/22/87 at Dallas), 17 att.
152	Karim Abdul-Jabbar (12/22/96 at N.Y. Jets), 30 att.
140	Leroy Harris (12/5/77 vs. Baltimore), 17 att.
132	Ronnie Brown (9/25/05 vs. Carolina), 23 att.
124	Karim Abdul-Jabbar (9/15/96 vs. N.Y. Jets), 23 att.

MOST RUSHING ATTEMPTS**CAREER**

1,509	Ricky Williams (2002-03, 2005, 2007-10)
1,506	Larry Csonka (1968-74, 1979)
1,128	Ronnie Brown (2005-10)
997	Jim Kick (1968-74)
888	Karim Abdul-Jabbar (1996-99)

SEASON

392	Ricky Williams (2003)
383	Ricky Williams (2002)
313	Lamar Smith (2001)
309	Lamar Smith (2000)
307	Karim Abdul-Jabbar (1996)

GAME

42	Ricky Williams (9/21/03 vs. Buffalo), 153 yards
*40	Lamar Smith (12/30/00 vs. Indianapolis), 209 yards
36	Ricky Williams (10/6/02 vs. New England), 105 yards

36	Ricky Williams (11/16/03 vs. Baltimore), 105 yards
34	Ricky Williams (9/14/03 at N.Y. Jets), 125 yards
**33	Larry Csonka (1/13/74 vs. Minnesota), 145 yards
33	Karim Abdul-Jabbar (9/20/98 vs. Pittsburgh), 108 yards

5	Pete Johnson (8th through 12th in 1984)
5	Karim Abdul-Jabbar (10th through 14th in 1997)

MOST RUSHING ATTEMPTS BY A ROOKIE

SEASON

307	Karim Abdul-Jabbar (1996)
207	Ronnie Brown (2005)
201	Andra Franklin (1981)
200	Sammie Smith (1989)
165	Jim Kiick (1968)
165	Daniel Thomas (2011)

GAME

31	J.J. Johnson (11/21/99 vs. New England), 106 yards
30	Troy Stradford (12/7/87 vs. N.Y. Jets), 120 yards
30	Karim Abdul-Jabbar (12/22/96 at N.Y. Jets), 152 yards
29	Karim Abdul-Jabbar (11/3/96 at New England), 104 yards
27	Karim Abdul-Jabbar (12/16/96 vs. Buffalo), 76 yards

MOST RUSHING TOUCHDOWNS

CAREER

53	Larry Csonka (1968-74, 1979)
48	Ricky Williams (2002-03, 2005, 2007-10)
36	Ronnie Brown (2005-10)
33	Karim Abdul-Jabbar (1996-99)
29	Mercury Morris (1969-75)

SEASON

16	Ricky Williams (2002)
15	Karim Abdul-Jabbar (1997)
14	Lamar Smith (2000)
12	Mercury Morris (1972)
12	Don Nottingham (1975)
12	Larry Csonka (1979)

GAME

4	Ronnie Brown (9/21/08 at New England), 2,15,5,6,2
3	Jim Kiick (12/20/70 vs. Buffalo), 4,2,2
3	Mercury Morris (11/12/72 vs. New England), 4,4,6
3	Mercury Morris (9/30/73 vs. New England), 24,70,35
*3	Larry Csonka (12/30/73 vs. Oakland), 11,2,2
3	Don Nottingham (11/3/74 vs. Atlanta), 1,2,1
3	Don Nottingham (10/5/75 at Green Bay), 11,1,11
3	Don Nottingham (10/26/75 at Buffalo), 1,1,1
3	Larry Csonka (9/23/79 vs. Chicago), 12,9,1
3	Larry Csonka (11/29/79 vs. New England), 1,1,1
3	Ronald Scott (10/11/87 vs. Kansas City), 2,4,3
3	Troy Stradford (12/7/87 vs. N.Y. Jets), 1,1,1
3	Sammie Smith (12/10/89 vs. New England), 1,7,2
3	Bernie Parmalee (12/25/94 vs. Detroit), 1,1,6
3	Karim Abdul-Jabbar (10/19/97 at Baltimore), 5,5,6
3	Karim Abdul-Jabbar (11/23/97 at New England), 1,1,1
3	Ricky Williams (10/25/09 vs. New Orleans), 4,6,4

MOST RUSHING TOUCHDOWNS BY A ROOKIE

SEASON

11	Ron Davenport (1985)
11	Karim Abdul-Jabbar (1996)
7	Andra Franklin (1981)
6	Larry Csonka (1968)
6	Troy Stradford (1987)
6	Sammie Smith (1989)

GAME

3	Ronald Scott (10/11/87 vs. Kansas City)
3	Troy Stradford (12/7/87 vs. N.Y. Jets)
3	Sammie Smith (12/10/89 vs. New England)

MOST CONSECUTIVE GAMES WITH A RUSHING TD

5	Mercury Morris (6th through 10th in 1972)
5	Don Nottingham (2nd through 6th in 1975)

HIGHEST RUSHING AVERAGE

CAREER (min: 300 att.)

5.1	Mercury Morris (1969-75), 754 att.
4.8	Tony Nathan (1979-87), 732 att.
4.7	Reggie Bush (2011-12), 443 att.
4.60	Kenyan Drake (2016-19), 333 att.
4.59	Lamar Miller (2012-15), 638 att.

SEASON (min: 100 att.)

6.4	Mercury Morris (1973), 149/954 yards
5.4	Larry Csonka (1971), 195/1,051 yards
5.3	Mercury Morris (1972), 190/1,000 yards
5.3	Tony Nathan (1981), 147/782 yards
5.2	Larry Csonka (1972), 213/1,117 yards

GAME (min: 10 att.)

13.1	Mercury Morris (9/30/73 vs. New England) 15/197
12.6	Abner Haynes (9/17/67 vs. Denver), 12/151
12.6	Delvin Williams (11/9/80 at Los Angeles), 12/151

MOST 100-YARD RUSHING GAMES

CAREER

24	Ricky Williams (2002-03, 2005, 2007-10)
15	Larry Csonka (1968-74, 1979)
15	Ronnie Brown (2005-10)
10	Mercury Morris (1969-75)
9	Karim Abdul-Jabbar (1996-99)

SEASON

10	Ricky Williams (2002)
7	Ricky Williams (2003)
5	Delvin Williams (1978)
5	Reggie Bush (2011)
4	Larry Csonka (1972)
4	Karim Abdul-Jabbar (1996)
4	Lamar Smith (2000)
4	Ronnie Brown (2006)
4	Ronnie Brown (2007)
4	Ricky Williams (2009)
4	Jay Ajayi (2016)

MOST 100-YARD RUSHING GAMES BY A ROOKIE

4	Karim Abdul-Jabbar (1996)
3	Benny Malone (1974)
3	Troy Stradford (1987)
2	Jim Kiick (1968)
2	Leroy Harris (1977)
2	Ronnie Brown (2005)

MOST CONSECUTIVE 100-YARD RUSHING GAMES

5	Ricky Williams (10th through 14th in 2002)
4	Ronnie Brown (3rd through 6th in 2007)
4	Reggie Bush (12th through 15th in 2011)
3	Ricky Williams (1st through 3rd in 2002)
3	Ricky Williams (10th through 12th in 2003)
3	Ricky Williams (9th through 11th in 2009)
3	Jay Ajayi (6th through 8th in 2016)
2	Larry Csonka (11th through 12th in 1970)
2	Benny Malone (7th through 8th in 1974)
2	Don Nottingham (2nd through 3rd in 1975)
2	Mercury Morris (5th through 6th in 1975)
2	Benny Malone (7th through 8th in 1976)
2	Benny Malone (4th through 5th in 1977)
2	Andra Franklin (5th through 6th in 1982)
2	Mark Higgs (1st through 2nd in 1991)
2	Bernie Parmalee (7th through 8th in 1994)
2	Ricky Williams (2nd through 3rd in 2003)
2	Ricky Williams (14th through 15th in 2003)
2	Ricky Williams (15th through 16th in 2005)
2	Ronnie Brown (15th through 16th in 2006)

2	Ronnie Brown (3rd through 4th in 2008)
2	Lamar Miller (5th through 6th in 2015)
2	Kenyan Drake (12th through 13th in 2017)

LONGEST RUNS FROM SCRIMMAGE

97t	Lamar Miller (12/28/14 vs. N.Y. Jets)
85t	Lamar Miller (10/25/15 vs. Houston)
77t	Leroy Harris (12/5/77 vs. Baltimore)
77t	Keith Byars (11/25/93 at Dallas)
76t	Reggie Bush (12/18/11 at Buffalo)
75t	Kalen Ballage (12/16/18 at Minnesota)
71t	Jerris McPhail (10/27/97 vs. Chicago)
70t	Mercury Morris (9/30/73 vs. New England)
70	Mercury Morris (10/15/73 at Cleveland)
69	Damien Williams (11/19/17 vs. Tampa Bay)
68t	Lamar Smith (10/23/00 at N.Y. Jets)
68t	James McKnight (10/5/03 at N.Y. Giants)
68t	Ricky Williams (10/25/09 vs. New Orleans)
66t	Benny Malone (10/9/77 at Baltimore)
66t	Kenyan Drake (11/13/17 at Carolina)
65t	Abner Haynes (9/17/67 vs. Denver)
65t	Gary Davis (9/17/78 vs. Buffalo)
65t	Ronnie Brown (10/21/05 vs. Kansas City)
65	Delvin Williams (11/9/80 at Los Angeles)
65t	Reggie Bush (9/16/12 vs. Oakland)
64	Ron Davenport (12/18/88 at Pittsburgh)
63	Norm Bulaich (9/10/78 at Baltimore)
63t	Ricky Williams (12/9/02 vs. Chicago)
62t	Ronnie Brown (9/21/08 at New England)
62t	Jay Ajayi (10/16/16 vs. Pittsburgh)
61	Chris Chambers (9/11/05 vs. Denver)
60t	Gary Davis (12/17/77 vs. Buffalo)
60	Ronnie Brown (9/30/07 vs. Oakland)

PASSING

MOST PASSING YARDS

CAREER

61,361	Dan Marino (1983-99)
25,092	Bob Griese (1967-80)
20,434	Ryan Tannehill (2012-18)
11,040	Jay Fiedler (2000-04)
7,114	Chad Henne (2008-11)

SEASON

5,084	Dan Marino (1984)
4,746	Dan Marino (1986)
4,453	Dan Marino (1994)
4,434	Dan Marino (1988)
4,208	Ryan Tannehill (2015)

GAME

521	Dan Marino (10/23/88 vs. N.Y. Jets), 35 of 60
473	Dan Marino (9/4/94 vs. New England), 23 of 42
470	Dan Marino (12/2/84 vs. L.A. Raiders), 35 of 57
450	Dan Marino (10/1/95 at Cincinnati), 33 of 48
448	Dan Marino (9/21/86 at N.Y. Jets), 30 of 50

MOST PASSING YARDS BY A ROOKIE

SEASON

3,294	Ryan Tannehill (2012)
2,210	Dan Marino (1983)
2,005	Bob Griese (1967)

GAME

431	Ryan Tannehill (9/30/12 at Arizona), 26 of 41
361	Tua Tagovailoa (1/3/21 at Buffalo), 35 of 58
322	Dan Marino (10/9/83 vs. Buffalo), 19 of 29

MOST PASS ATTEMPTS

CAREER

8,358	Dan Marino (1983-99)
3,429	Bob Griese (1967-80)
2,911	Ryan Tannehill (2012-18)
1,603	Jay Fiedler (2000-04)
1,065	Chad Henne (2008-11)

SEASON

623	Dan Marino (1986), 378 completions
615	Dan Marino (1994), 385 completions
606	Dan Marino (1988), 354 completions
590	Ryan Tannehill (2014), 392 completions
588	Ryan Tannehill (2013), 355 completions

GAME

*64	Dan Marino (12/30/95 at Buffalo), 33 completions
62	Joey Harrington (10/22/06 vs. Green Bay), 33 completions
60	Dan Marino (10/23/88 vs. N.Y. Jets), 35 completions
60	Dan Marino (11/23/97 at New England), 38 completions
58	Ryan Tannehill (11/29/15 at N.Y. Jets), 33 completions
58	Tua Tagovailoa (1/3/21 at Buffalo), 35 completions

MOST PASS ATTEMPTS BY A ROOKIE

SEASON

484	Ryan Tannehill (2012), 282 completions
331	Bob Griese (1967), 166 completions
327	David Woodley (1980), 176 completions

GAME

58	Tua Tagovailoa (1/3/21 at Buffalo), 35 completions
48	Tua Tagovailoa (12/13/20 vs. Kansas City), 28 completions
42	David Woodley (10/27/80 at N.Y. Jets), 22 completions

MOST PASS COMPLETIONS

CAREER

4,967	Dan Marino (1983-99)
1,926	Bob Griese (1967-80)
1,829	Ryan Tannehill (2012-18)
936	Jay Fiedler (2000-04)
646	Chad Henne (2008-11)

SEASON

392	Ryan Tannehill (2014), 590 att.
385	Dan Marino (1994), 615 att.
378	Dan Marino (1986), 623 att.
363	Ryan Tannehill (2015), 586 att.
362	Dan Marino (1984), 564 att.

GAME

39	Dan Marino (11/16/86 at Buffalo), 54 att.
38	Dan Marino (11/23/97 at New England), 60 att.
35	Dan Marino (12/2/84 vs. L.A. Raiders), 57 att.
35	Dan Marino (10/23/88 vs. N.Y. Jets), 60 att.
35	Dan Marino (12/3/95 vs. Atlanta), 50 att.
35	Chad Henne (12/27/09 vs. Houston), 55 att.
35	Ryan Tannehill (12/21/14 vs. Minnesota), 47 att.
35	Tua Tagovailoa (1/3/21 at Buffalo), 58 att.

MOST PASS COMPLETIONS BY A ROOKIE

SEASON

282	Ryan Tannehill (2012), 484 att.
186	Tua Tagovailoa (2020), 290 att.
176	David Woodley (1980), 327 att.

GAME

35	Tua Tagovailoa (1/3/21 at Buffalo), 58 att.
28	Tua Tagovailoa (12/13/20 vs. Kansas City), 48 att.
26	Ryan Tannehill (9/30/12 at Arizona), 41 att.
26	Tua Tagovailoa (12/6/20 vs. Cincinnati), 39 att.

MOST CONSECUTIVE PASS COMPLETIONS

25	Ryan Tannehill (10/18/15 at Tennessee through 10/25/15 vs. Houston)
21	Ryan Fitzpatrick (9/20/20 vs. Buffalo through 9/24/20 at Jacksonville)
19	Jay Cutler (10/22/17 vs. N.Y. Jets through 11/5/17 vs. Oakland)
17	Chad Pennington (12/7/08 at Buffalo through 12/14/08 vs. San Francisco)
17	Chad Henne (12/13/09 at Jacksonville)

MOST TOUCHDOWN PASSES**CAREER**

420	Dan Marino (1983-99)
192	Bob Griese (1967-80)
123	Ryan Tannehill (2012-18)
66	Jay Fiedler (2000-04)
39	Don Strock (1974-87)

SEASON

48	Dan Marino (1984) of 362 completions
44	Dan Marino (1986) of 378 completions
30	Dan Marino (1985) of 336 completions
30	Dan Marino (1994) of 385 completions
28	Dan Marino (1988) of 354 completions

GAME

6	Bob Griese (11/24/77 at St. Louis)
6	Dan Marino (9/21/86 at N.Y. Jets)
5	Dan Marino (9/2/84 at Washington)
5	Dan Marino (12/8/85 at Green Bay)
5	Dan Marino (12/14/86 at L.A. Rams)
5	Dan Marino (11/27/88 at N.Y. Jets)
5	Dan Marino (9/4/94 vs. New England)
4	23 times (last – Ryan Fitzpatrick, 12/22/19 vs. Cincinnati)

MOST TOUCHDOWN PASSES BY A ROOKIE**SEASON**

20	Dan Marino (1983) of 173 completions
15	Bob Griese (1967) of 166 completions
14	David Woodley (1980) of 176 completions

GAME

4	John Stofa (12/18/66 vs. Houston)
3	Bob Griese (12/17/67 vs. New England)
3	David Woodley (11/9/80 at L.A. Rams)
3	David Woodley (12/14/80 at Baltimore)
3	Dan Marino (10/9/83 vs. Buffalo)
3	Dan Marino (10/16/83 at N.Y. Jets)
3	Dan Marino (11/28/83 vs. Cincinnati)

MOST CONSECUTIVE GAMES WITH A TD PASS

30	Dan Marino (10th in 1985 through 2nd in 1987 and 6th through 10th in 1987)
----	----------------------------------------------------------------------------

MOST PASSES HAD INTERCEPTED**CAREER**

252	Dan Marino (1983-99)
172	Bob Griese (1967-80)
75	Ryan Tannehill (2012-18)
63	Jay Fiedler (2000-04)
42	David Woodley (1980-83)

SEASON

23	Dan Marino (1986), 623 att.
23	Dan Marino (1988), 606 att.
22	Dan Marino (1989), 550 att.
21	Dan Marino (1985), 567 att.
19	Jay Fiedler (2001), 450 att.
19	Chad Henne (2010), 490 att.

GAME

5	Bob Griese (12/23/67 vs. Houston), 41 att.
5	Rick Norton (11/23/69 vs. Houston), 26 att.
5	David Woodley (10/25/81 at Dallas), 37 att.
5	Kyle Mackey (10/18/87 at N.Y. Jets), 55 att.
5	Dan Marino (10/23/88 vs. N.Y. Jets), 60 att.
5	Dan Marino (11/25/99 at Dallas), 36 att.
5	A.J. Feeley (12/5/04 vs. Buffalo), 51 att.

MOST PASSES HAD INTERCEPTED AS A ROOKIE**SEASON**

18	Bob Griese (1967), 331 att.
17	David Woodley (1980), 327 att.
13	Ryan Tannehill (2012), 484 att.

GAME

5	Bob Griese (12/23/67 vs. Houston), 41 att.
3	Rick Norton (9/18/66 at Buffalo), 10 att.
3	Bob Griese (11/26/67 vs. Buffalo), 33 att.
3	David Woodley (9/28/80 vs. New Orleans), 15 att.
3	John Beck (12/2/07 vs. N.Y. Jets), 39 att.
3	Ryan Tannehill (9/9/12 at Houston), 36 att.
3	Ryan Tannehill (11/11/12 vs. Tennessee), 39 att.
3	Tua Tagovailoa (1/3/21 at Buffalo), 58 att.

MOST CONSECUTIVE GAMES STARTED WITH NO PASSES INTERCEPTED

5	Jay Fiedler (8th through 11th, 13th in 2000 - missed 12th in 2000)
5	Tua Tagovailoa (7th through 10th, 12th in 2020 – missed 11th in 2020)
4	Bob Griese (5th through 8th in 1971)
4	Dan Marino (4th through 7th in 1997)
4	Ray Lucas (9th through 12th in 2002)
4	Ryan Tannehill (5th through 8th in 2012)
4	Ryan Tannehill (12th through 15th in 2012)
4	Ryan Tannehill (6th through 9th in 2016)

MOST CONSECUTIVE PASSES WITH NONE INTERCEPTED

160	Ryan Tannehill (15th in 2014 through 3rd in 2015)
156	Dan Marino (3rd through 8th in 1997)
152	Tua Tagovailoa (5th through 13th in 2020)
140	Bob Griese (11th through 16th in 2012)
133	Cleo Lemon (13th through 16th in 2007)

LOWEST INTERCEPTION RATE**CAREER (min: 250 att.)**

1.63	Chad Pennington (2008-10), 9 of 552 att.
1.72	Tua Tagovailoa (2020), 5 of 290 att.
1.86	Cleo Lemon (2005-07), 7 of 377 att.
2.58	Ryan Tannehill (2012-18), 75 of 2,911 att.
2.63	Gus Frerotte (2005), 13 of 494 att.

SEASON (min: 150 att.)

1.47	Chad Pennington (2008), 7 of 476 att.
1.72	Tua Tagovailoa (2020), 5 of 290 att.
1.85	Damon Huard (1999), 4 of 216 att.
1.94	Cleo Lemon (2007), 6 of 309 att.
2.00	Dan Marino (1993), 3 of 150 att.

HIGHEST COMPLETION PERCENTAGE**CAREER (min: 150 comp.)**

67.6	Chad Pennington (2008-10), 373 of 552 att.
64.2	Ryan Fitzpatrick (2019-20), 494 of 769 att.

64.1	Tua Tagovailoa (2020), 186 of 290 att.
62.8	Ryan Tannehill (2012-18), 1,829 of 2,911 att.
62.0	Jay Cutler (2017), 266 of 429 att.

SEASON (min: 75 comp.)

68.5	Ryan Fitzpatrick (2020), 183 of 267 att.
67.4	Chad Pennington (2008), 321 of 476 att.
67.1	Ryan Tannehill (2016), 261 of 389 att.
66.4	Ryan Tannehill (2014), 392 of 590 att.
64.2	Ryan Tannehill (2018), 176 of 274 att.

GAME (min: 12 comp.)

94.7	Ryan Tannehill (10/25/15 vs. Houston), 18 of 19 att.
92.3	Bob Griese (12/18/78 vs. New England), 12 of 13 att.
90.0	Ryan Fitzpatrick (9/24/20 at Jacksonville), 18 of 20
85.0	Chad Pennington (9/21/08 at New England), 17 of 20 att.
*84.2	David Woodley (1/8/83 vs. New England), 16 of 19 att.

HIGHEST COMPLETION PERCENTAGE BY A ROOKIE

SEASON (min: 75 comp.)

64.1	Tua Tagovailoa (2020), 186 of 290 att.
58.4	Dan Marino (1983), 173 of 296 att.
58.3	Ryan Tannehill (2012), 282 of 484 att.
53.8	David Woodley (1980), 176 of 327 att.

GAME (min: 12 comp.)

81.0	Bob Griese (10/22/67 vs. N.Y. Jets), 17 of 21 att.
78.6	Ryan Tannehill (12/6/12 vs. Jacksonville), 22 of 28 att.
77.3	Tua Tagovailoa (12/26/20 at Las Vegas), 17 of 22 att.

HIGHEST PASSER RATING

CAREER (min: 250 att.)

94.5	Chad Pennington (2008-10)
89.0	Ryan Fitzpatrick (2019-20)
87.1	Tua Tagovailoa (2020)
87.0	Ryan Tannehill (2012-18)
86.4	Dan Marino (1983-99)

SEASON (min: 150 att.)

108.9	Dan Marino (1984)
97.4	Chad Pennington (2008)
96.0	Dan Marino (1983)
95.9	Dan Marino (1993)
95.6	Ryan Fitzpatrick (2020)

HIGHEST PASSER RATING BY A ROOKIE

SEASON (min: 150 att.)

96.0	Dan Marino (1983)
87.1	Tua Tagovailoa (2020)
76.1	Ryan Tannehill (2012)

HIGHEST PASS YARDS PER ATTEMPT

CAREER (min: 250 att.)

8.22	Earl Morrall (1972-76), 284/2,335 yards
7.40	Chad Pennington (2008-10), 552/4,085 yards
7.34	Dan Marino (1983-99), 8,358/61,361 yards
7.32	Bob Griese (1967-80), 3,429/25,092 yards
7.31	Ryan Fitzpatrick (2019-20), 769/5,620 yards

SEASON (min: 150 att.)

9.07	Earl Morrall (1972), 150/1,360
9.01	Dan Marino (1984), 564/5,084
8.86	Bob Griese (1975), 191/1,693
8.24	Bob Griese (1970), 245/2,019
8.12	Dan Marino (1993), 150/1,218

GAME (min: 20 att.)

*13.16	Dan Marino (1/6/85 vs. Pittsburgh), 32/421
12.57	Ryan Tannehill (9/23/18 vs. Oakland), 23/289
12.52	Earl Morrall (12/15/74 vs. New England), 23/288

12.50	Ryan Fitzpatrick (10/11/20 at San Francisco), 28/350
11.95	Jay Fiedler (11/27/03 at Dallas), 20/239

MOST 300-YARD PASSING GAMES

CAREER

63	Dan Marino (1983-99)
16	Ryan Tannehill (2012-18)
7	Chad Henne (2008-11)
7	Ryan Fitzpatrick (2019-20)
3	Bob Griese (1967-80)
3	Jay Fiedler (2000-04)
2	David Woodley (1980-83)
2	Steve DeBerg (1993)
2	Chad Pennington (2008-10)
2	Tua Tagovailoa (2020)
1	John Stofa (1966-67, 1969-70)
1	Don Strock (1974-87)
1	Scott Mitchell (1990-93)
1	Bernie Kosar (1994-96)
1	A.J. Feeley (2004)
1	Gus Fretotte (2005)
1	Joey Harrington (2006)
1	Trent Green (2007)
1	Cleo Lemon (2007)
1	Jay Cutler (2017)
1	Brock Osweiler (2018)

SEASON

9	Dan Marino (1984)
6	Dan Marino (1985)
6	Dan Marino (1986)
6	Dan Marino (1988)
6	Ryan Tannehill (2015)

MOST CONSECUTIVE 300-YARD PASSING GAMES

3	Dan Marino (14th through 16th in 1984)
3	Dan Marino (13th through 15th in 1988)
3	Dan Marino (11th through 13th in 1994)
3	Dan Marino (14th through 16th in 1998)

LONGEST PASS PLAYS

86t	Bob Griese to Paul Warfield (11/14/71 vs. Pittsburgh)
85t	Dan Marino to Mark Duper (11/20/83 vs. Baltimore)
85t	Dan Marino to Mark Duper (11/2/86 vs. Houston)
80t	George Wilson, Jr. to Bo Roberson (10/23/66 at Houston)
80t	Dan Marino to Mark Duper (9/23/84 vs. Indianapolis)
80t	Dan Marino to Ferrell Edmunds (11/27/88 at N.Y. Jets)
80t	Dan Marino to Tony Martin (10/4/93 vs. Washington)
80t	Brian Griese to James McKnight (11/23/03 vs. Washington)
80t	Chad Pennington to Patrick Cobbs (10/12/08 at Houston)
80t	Ryan Tannehill to Brian Hartline (9/30/12 at Arizona)
79t	Bob Griese to Nat Moore (11/2/75 at Chicago)
78t	Dan Marino to Mark Clayton (11/12/89 at N.Y. Jets)
77t	Scott Mitchell to Mark Ingram (10/31/93 vs. Kansas City)
77t	Ray Lucas to James McKnight (11/24/02 vs. San Diego)
77t	Sage Rosenfels to Chris Chambers (10/21/05 vs. Kansas City)
77t	Sage Rosenfels to Chris Chambers (1/2/05 at Baltimore)
**76t	David Woodley to Jimmy Cefalo (1/30/83 vs. Washington)
*75t	Bob Griese to Paul Warfield (1/2/72 vs. Baltimore)
75t	Ryan Tannehill to Kenny Stills (9/9/18 vs. Tennessee)
75t	Brock Osweiler to Albert Wilson (10/14/18 vs. Chicago)

RECEIVING

MOST RECEPTIONS

CAREER

550	Mark Clayton (1983-92)
511	Mark Duper (1982-92)
510	Nat Moore (1974-86)
415	O.J. McDuffie (1993-00)
405	Chris Chambers (2001-07)

SEASON

112	Jarvis Landry (2017), 987 yards
110	Jarvis Landry (2015), 1,157 yards
94	Jarvis Landry (2016), 1,136 yards
90	O.J. McDuffie (1998), 1,050 yards
86	Mark Clayton (1988), 1,129 yards
86	Brandon Marshall (2010), 1,014 yards

GAME

15	Chris Chambers (12/4/05 vs. Buffalo), 238 yards
13	Jarvis Landry (11/29/15 at N.Y. Jets), 165 yards
13	Jarvis Landry (9/17/17 at L.A. Chargers), 78 yards
12	Jim Jensen (11/6/88 at New England), 110 yards
12	Brian Hartline (9/30/12 at Arizona), 253 yards
*11	O.J. McDuffie (12/30/95 at Buffalo), 154 yards
11	O.J. McDuffie (12/13/98 vs. N.Y. Jets), 105 yards
11	Greg Camarillo (11/2/08 at Denver), 111 yards
11	Ted Ginn, Jr. (9/21/09 vs. Indianapolis), 108 yards
11	Brandon Marshall (12/19/10 vs. Buffalo), 106 yards
11	Rishard Matthews (11/11/13 at Tampa Bay), 120 yards
11	Jarvis Landry (12/14/15 vs. N.Y. Giants), 99 yards
11	Jarvis Landry (12/4/16 at Baltimore), 87 yards
*11	Jarvis Landry (1/8/17 at Pittsburgh), 102 yards
10	Duriel Harris (10/28/79 vs. Green Bay), 180 yards
**10	Tony Nathan (1/20/85 vs. San Francisco), 83 yards
10	Tony Nathan (9/29/85 at Denver), 120 yards
10	Tony Nathan (12/8/85 at Green Bay), 86 yards
*10	Tony Nathan (1/4/86 vs. Cleveland), 101 yards
10	Tony Nathan (9/28/86 vs. San Francisco), 101 yards
10	Ron Davenport (12/7/87 vs. N.Y. Jets), 72 yards
10	Mark Clayton (10/23/88 vs. N.Y. Jets), 153 yards
10	Keith Byars (9/25/94 at Minnesota), 79 yards
10	Tony Martin (10/10/99 at Indianapolis), 166 yards
10	Rob Konrad (1/2/00 at Washington), 68 yards
10	Davone Bess (12/6/09 vs. New England), 117 yards
10	Brandon Marshall (9/26/10 vs. N.Y. Jets), 166 yards
10	Brandon Marshall (10/17/10 at Green Bay), 127 yards
10	Brandon Marshall (12/26/10 vs. Detroit), 102 yards
10	Jarvis Landry (11/18/15 at Buffalo), 67 yards
10	Jarvis Landry (9/18/16 at New England), 135 yards
10	Jarvis Landry (12/17/17 at Buffalo), 99 yards
10	DeVante Parker (10/4/20 vs. Seattle), 110 yards

MOST RECEPTIONS BY A ROOKIE

SEASON

84	Jarvis Landry (2014), 758 yards
75	Terry Kirby (1993), 874 yards
67	Jack Clancy (1967), 868 yards
54	Davone Bess (2008), 554 yards

GAME

10	Rob Konrad (1/2/00 at Washington), 68 yards
9	Terry Kirby (12/19/93 vs. Buffalo), 148 yards
9	Davone Bess (12/7/08 vs. Buffalo at Toronto), 74 yards

MOST CONSECUTIVE GAMES WITH A RECEPTION

92	Mark Clayton (6th in 1986 through 16th in 1992 - missed 13th in 1986, 1st in 1989, 1st in 1990, 10th through 14th in 1990 and 1st through 3rd in 1992)
74	O.J. McDuffie (3rd in 1995 through 15th in 1999, missed 11th through 13th and 16th in 1999)
63	Jarvis Landry (2nd in 2014 through 16th in 2017)
61	Davone Bess (1st in 2008 through 13th in 2011)
60	Chris Chambers (1st in 2003 through 13th in 2006 - missed 4th in 2004)

MOST RECEIVING YARDS

CAREER

8,869	Mark Duper (1982-92), 17.4 per catch
8,643	Mark Clayton (1983-92), 15.7 per catch
7,546	Nat Moore (1974-86), 14.8 per catch

5,688	Chris Chambers (2001-07), 14.0 per catch
5,074	O.J. McDuffie (1993-00), 12.2 per catch

SEASON

1,389	Mark Clayton (1984), 73 receptions
1,313	Mark Duper (1986), 67 receptions
1,306	Mark Duper (1984), 71 receptions
1,270	Irving Fryar (1994), 73 receptions
1,214	Brandon Marshall (2011), 81 receptions
1,202	DeVante Parker (2019), 72 receptions
1,157	Jarvis Landry (2015), 110 receptions
1,150	Mark Clayton (1986), 60 receptions
1,136	Jarvis Landry (2016), 94 receptions
1,129	Mark Clayton (1988), 86 receptions
1,118	Chris Chambers (2005), 82 receptions
1,085	Mark Duper (1991), 70 receptions
1,083	Brian Hartline (2012), 74 receptions
1,053	Mark Clayton (1991), 70 receptions
1,050	O.J. McDuffie (1998), 90 receptions
1,037	Tony Martin (1999), 67 receptions
1,016	Brian Hartline (2013), 76 receptions
1,014	Brandon Marshall (2010), 86 receptions
1,011	Mark Clayton (1989), 64 receptions
1,010	Irving Fryar (1993), 64 receptions
1,003	Mark Duper (1983), 51 receptions

GAME

253	Brian Hartline (9/30/12 at Arizona), 12 receptions
238	Chris Chambers (12/4/05 vs. Buffalo), 15 receptions
217	Mark Duper (11/10/85 vs. N.Y. Jets), 8 receptions
211	Irving Fryar (9/4/94 vs. New England), 5 receptions
210	Nat Moore (10/4/81 vs. N.Y. Jets), 7 receptions
202	Mark Duper (10/9/83 vs. Buffalo), 7 receptions

MOST RECEIVING YARDS BY A ROOKIE

SEASON

883	Chris Chambers (2001), 48 receptions
874	Terry Kirby (1993), 75 receptions
868	Jack Clancy (1967), 67 receptions

GAME

148	Terry Kirby (12/19/93 vs. Buffalo), 9 receptions
126	Jack Clancy (12/3/67 at Houston), 7 receptions
124	Chris Chambers (12/22/01 at New England), 7 receptions

MOST RECEIVING TOUCHDOWNS

CAREER

81	Mark Clayton (1983-92), 550 receptions
74	Nat Moore (1974-86), 510 receptions
59	Mark Duper (1982-92), 511 receptions
43	Chris Chambers (2001-07), 405 receptions
33	Paul Warfield (1970-74), 156 receptions

SEASON

18	Mark Clayton (1984), 73 receptions
14	Mark Clayton (1988), 86 receptions
12	Nat Moore (1977), 52 receptions
12	Mark Clayton (1991), 70 receptions
11	Karl Noonan (1968), 58 receptions
11	Paul Warfield (1971), 43 receptions
11	Paul Warfield (1973), 29 receptions
11	Mark Duper (1986), 67 receptions
11	Chris Chambers (2003), 64 receptions
11	Chris Chambers (2005), 82 receptions

GAME

4	Paul Warfield (12/15/73 vs. Detroit), 21,7,16,4
4	Mark Ingram (11/27/94 at N.Y. Jets), 10,17,28,8
3	Paul Warfield (11/14/71 vs. Pittsburgh), 12,86,60
3	Nat Moore (11/24/77 at St. Louis), 4,9,28
3	Mark Clayton (12/17/84 vs. Dallas), 41,39,63
3	Mark Duper (12/14/86 at L.A. Rams), 69,5,20

3	Mark Duper (12/20/87 vs. Washington), 26,59,6
3	Irving Fryar (9/4/94 vs. New England), 54,50,35
3	O.J. McDuffie (11/29/98 vs. New Orleans), 22,7,9
3	Lamar Thomas (12/21/98 vs. Denver), 9,56,17
3	Chris Chambers (11/27/03 at Dallas), 39,6,35

MOST RECEIVING TOUCHDOWNS BY A ROOKIE

SEASON

7	Chris Chambers (2001), 48 receptions
5	Andre Brown (1989), 24 receptions
5	Jarvis Landry (2014), 84 receptions
4	Randy McMichael (2002), 39 receptions
3	Jack Harper (1967), 11 receptions
3	Jimmy Cefalo (1978), 6 receptions
3	Ferrell Edmunds (1988), 33 receptions
3	Terry Kirby (1993), 75 receptions
3	Brian Hartline (2009), 31 receptions
3	Charles Clay (2011), 16 receptions
3	Preston Williams (2019), 32 receptions

MOST CONSECUTIVE GAMES WITH A RECEIVING TD

6	Paul Warfield (4th through 9th in 1971)
6	Mark Clayton (13th through 16th in 1988 and 2nd through 3rd in 1989)

HIGHEST RECEIVING AVERAGE

CAREER (min: 100 rec.)

21.5	Paul Warfield (1970-74), 156 receptions
17.4	Mark Duper (1982-92), 511 receptions
16.9	Duriel Harris (1976-83, 1985), 269 receptions
16.0	Irving Fryar (1993-95), 199 receptions
15.7	Mark Clayton (1983-92), 550 receptions

SEASON (min: 24 rec.)

25.1	Paul Warfield (1970), 28/703 yards
23.2	Paul Warfield (1971), 43/996 yards
21.8	Jimmy Cefalo (1981), 29/631 yards
20.9	Paul Warfield (1972), 29/606 yards
20.0	Bo Roberson (1966), 26/519 yards

GAME (min: 3 rec.)

52.7	Paul Warfield (11/14/71 vs. Pittsburgh), 3/158
46.0	Patrick Cobbs (10/12/08 at Houston), 3/138
42.7	Chris Chambers (10/24/04 vs. St. Louis), 3/128
42.2	Irving Fryar (9/4/94 vs. New England), 5/211
41.3	Nat Moore (10/10/76 at Baltimore), 3/124

HIGHEST RECEIVING AVERAGE BY A ROOKIE

SEASON (min: 24 rec.)

19.0	DeVante Parker (2015), 26/494 yards
18.4	Chris Chambers (2001), 48/883 yards
17.4	Ferrell Edmunds (1988), 33/575 yards

GAME (min: 3 rec.)

37.7	Chris Chambers (11/11/01 at Indianapolis), 3/113
31.3	Brian Hartline (10/25/09 vs. New Orleans), 3/94
30.3	Mel Baker (12/15/74 vs. New England), 4/121

MOST 100-YARD RECEIVING GAMES

CAREER

28	Mark Duper (1982-92)
22	Mark Clayton (1983-92)
17	Chris Chambers (2001-07)
12	Nat Moore (1974-86)
11	DeVante Parker (2015-20)
10	Paul Warfield (1970-74)
10	Duriel Harris (1976-83, 1985)
10	Irving Fryar (1993-95)

SEASON

8	Mark Duper (1986)
6	Mark Clayton (1984)

6	Irving Fryar (1994)
5	Mark Clayton (1989)
5	Tony Martin (1999)
5	Brandon Marshall (2011)
4	Paul Warfield (1971)
4	Duriel Harris (1979)
4	Mark Duper (1984)
4	Chris Chambers (2004)
4	Brandon Marshall (2010)
4	Mike Wallace (2013)
4	Jarvis Landry (2016)
4	DeVante Parker (2019)

MOST 100-YARD RECEIVING GAMES BY A ROOKIE

3	Jack Clancy (1967)
3	Chris Chambers (2001)
2	Terry Kirby (1993)
1	Mel Baker (1974)
1	Duriel Harris (1976)
1	Ferrell Edmunds (1988)
1	Andre Brown (1989)
1	DeVante Parker (2015)

MOST CONSECUTIVE 100-YARD RECEIVING GAMES

4	Irving Fryar (10th through 13th in 1994)
3	Mark Clayton (14th through 16th in 1984)
3	Mark Duper (3rd through 5th in 1986)
3	Chris Chambers (11th through 13th in 2005)

TOTAL YARDS FROM SCRIMMAGE

(rushing/receiving)

CAREER

8,859	Mark Duper (1982-92), -10/8,869
8,751	Mark Clayton (1983-92), 108/8,643
7,867	Ricky Williams (2002-03, 2005, 2007-10), 6,436/1,431
7,795	Nat Moore (1974-86), 249/7,546
7,425	Larry Csonka (1968-74, 1979), 6,737/688

SEASON

2,216	Ricky Williams (2002), 1,853/363
1,723	Ricky Williams (2003), 1,372/351
1,450	Delvin Williams (1978), 1,258/192
1,424	Mark Clayton (1984), 35/1,389
1,423	Jay Ajayi (2016), 1,272/151

GAME

253	Brian Hartline (9/30/12 at Arizona), 0/253
252	Troy Stradford (11/22/87 at Dallas), 169/83
238	Chris Chambers (12/4/05 vs. Buffalo), 0/238
236	Lamar Miller (10/25/15 vs. Houston), 175/61
235	Ricky Williams (12/1/02 at Buffalo), 228/7

BY ROOKIE, SEASON

1,264	Terry Kirby (1993), 390/874
1,255	Karim Abdul-Jabbar (1996), 1,116/139
1,139	Ronnie Brown (2005), 907/232

COMBINED YARDAGE

(rushing/receiving/returns)

CAREER

9,276	Mark Clayton (1983-92), 108/8,643/525
8,950	Nat Moore (1974-86), 248/7,547/1,155
8,859	Mark Duper (1982-92), -10/8,869/0
8,752	Tony Nathan (1979-87), 3,543/3,592/1,617
8,353	O.J. McDuffie (1993-01), 49/5,074/3,230

SEASON

2,216	Ricky Williams (2002), 1,853/363/0
2,208	Wes Welker (2005), 5/434/1,769
2,129	Wes Welker (2006), 0/687/1,442

2,086	Ted Ginn, Jr. (2007)	3/420/1,663
1,947	Jarvis Landry (2015)	113/1,157/677

GAME

302	Mercury Morris (11/1/70 at Baltimore), 8-89/3-68/6-145
299	Ted Ginn, Jr. (11/1/09 at N.Y. Jets), 0-0, 0-0, 6-299
297	Wes Welker (10/16/05 at Tampa Bay), 0-0/3-97/10-200
*280	O.J. McDuffie (12/30/95 at Buffalo), 1-9/11-154/6-117
258	Wes Welker (10/21/05 vs. Kansas City), 0-0/2-41/9-217
258	Jarvis Landry (10/4/15 vs. N.Y. Jets at London), 2-29/4-40/8-189

BY ROOKIE, SEASON

2,086	Ted Ginn, Jr. (2007)	3/420/1,663
1,912	Jarvis Landry (2014)	-4/758/1,158
1,777	Wes Welker (2004), 0/0/1,777	

PUNTING

MOST PUNTS

CAREER

633	Larry Seiple (1967-77), 25,347 yards
594	Brandon Fields (2007-14), 27,780 yards
555	Reggie Roby (1983-92), 24,036 yards
339	Matt Turk (2000-01, 2003-04), 13,910 yards
307	Matt Haack (2017-20), 13,506 yards

SEASON

98	Matt Turk (2004), 41.7 average
93	Klaus Wilmsmeyer (1998), 42.5 average
92	Matt Turk (2000), 42.1 average
92	Matt Darr (2015), 47.6 average
90	Matt Darr (2016), 44.3 average

GAME

11	Matt Turk (12/7/03 at New England), 406 yards
10	George Wilson, Jr. (9/9/66 vs. N.Y. Jets), 483 yards
10	George Roberts (10/12/80 at New England), 445 yards
10	Klaus Wilmsmeyer (9/20/98 vs. Pittsburgh), 458 yards
10	Matt Turk (9/19/04 at Cincinnati), 400 yards
10	Donnie Jones (12/25/06 vs. N.Y. Jets), 427 yards
10	Brandon Fields (12/23/07 at New England), 446 yards
10	Brandon Fields (12/12/10 at N.Y. Jets), 564 yards
10	Brandon Fields (12/22/13 at Buffalo), 501 yards
10	Matt Darr (11/20/16 at Los Angeles), 453 yards

HIGHEST GROSS PUNTING AVERAGE

CAREER (min: 120 punts)

46.8	Brandon Fields (2007-14), 594 punts
46.0	Matt Darr (2015-16), 182 punts
44.7	Matt Haack (2017-20), 307 punts
44.2	John Kidd (1994-97), 201 punts
43.3	Reggie Roby (1983-92), 555 punts

SEASON (min: 40 punts)

50.2	Brandon Fields (2012), 74 punts
48.85	Brandon Fields (2011), 78 punts
48.82	Brandon Fields (2013), 85 punts
47.6	Matt Darr (2015), 92 punts
46.3	Brandon Fields (2014), 58 punts

GAME (min: 4 punts)

58.8	Brandon Fields (9/23/12 vs. N.Y. Jets), 4-235 yards
58.5	Reggie Roby (9/28/86 vs. San Francisco), 4-234 yards
58.2	Matt Darr (10/29/15 at New England), 6-349 yards
56.4	Brandon Fields (12/12/10 at N.Y. Jets), 10-564 yards
55.5	Brandon Fields (12/4/11 vs. Oakland), 4-222 yards

HIGHEST NET PUNTING AVERAGE

CAREER (since 1976, min: 120 punts)

39.9	Matt Haack (2017-20), 307 punts
39.8	Matt Darr (2015-16), 182 punts
39.2	Brandon Fields (2007-14), 594 punts

37.5	Donnie Jones (2005-06), 173 punts
36.9	John Kidd (1994-97), 201 punts

SEASON (since 1982, min: 40 punts)

42.4	Brandon Fields (2013), 85 punts
41.2	Brandon Fields (2012), 74 punts
41.2	Brandon Fields (2011), 78 punts
41.1	Matt Haack (2019), 69 punts
40.7	Matt Haack (2017), 83 punts

LONGEST PUNTS

77	Reggie Roby (11/29/87 at Buffalo), net 77
77	Matt Turk (11/25/01 at Buffalo), touchback
74	Brandon Fields (12/22/13 at Buffalo), net 74
73	Larry Seiple (11/14/71 vs. Pittsburgh), touchback
73	Reggie Roby (9/28/86 vs. San Francisco), touchback
73	Reggie Roby (10/5/86 at New England), net 73

MOST INSIDE THE 20

SEASON (since 1982)

35	Matt Haack (2018), 87 punts
33	Brandon Fields (2013), 85 punts
32	Brandon Fields (2011), 78 punts
32	Matt Darr (2016), 90 punts
31	Donnie Jones (2005), 88 punts
31	Brandon Fields (2010), 73 punts

PUNT RETURNS

MOST PUNT RETURNS

CAREER

127	Jake Scott (1970-75)
127	O.J. McDuffie (1993-00)
127	Wes Welker (2004-06)
115	Davone Bess (2008-12)
93	Jakeem Grant Sr. (2016-20)

SEASON

43	Wes Welker (2004), 10.8 average
43	Wes Welker (2005), 9.1 average
41	Mark Clayton (1983), 9.6 average
41	Wes Welker (2006), 9.2 average
37	Davone Bess (2011), 11.9 average

GAME

7	Mercury Morris (10/19/69 at Kansas City), 17.6 average
7	Lamont Brightful (9/19/04 at Cincinnati), 11.1 average
7	Marcus Thigpen (11/24/13 vs. Carolina), 10.1 average

MOST PUNT RETURN YARDS

CAREER

1,330	Jake Scott (1970-75)
1,232	Wes Welker (2004-06)
1,196	Davone Bess (2008-12)
1,127	O.J. McDuffie (1993-00)
919	Jakeem Grant Sr. (2016-20)

SEASON

464	Wes Welker (2004), 10.8 average
442	Davone Bess (2011), 11.9 average
392	Mark Clayton (1983), 9.6 average
390	Wes Welker (2005), 9.1 average
379	Tom Vigorito (1981), 10.5 average

GAME

123	Mercury Morris (10/19/69 at Kansas City), 7 returns
114	O.J. McDuffie (12/13/93 vs. Pittsburgh), 5 returns
106	James Pruitt (9/14/86 vs. Indianapolis), 2 returns

MOST PUNT RETURN TOUCHDOWNS

CAREER

3	Jakeem Grant Sr. (2016-20)
2	Freddie Solomon (1975-77)

- 2 Tom Vigorito (1981-85)
- 2 O.J. McDuffie (1993-00)

SEASON

- 2 O.J. McDuffie (1993)

LONGEST PUNT RETURNS

- 88t Jakeem Grant Sr. (11/10/20 vs. L.A. Rams)**
- 87t Tom Vigorito (9/10/81 vs. Pittsburgh)
- 87t Ted Ginn, Jr. (11/18/07 at Philadelphia)
- 86t Tony Nathan (10/14/79 vs. Buffalo)
- 81t Jeff Ogden (10/29/00 vs. Green Bay)
- 79t Freddie Solomon (12/5/76 vs. Buffalo)
- 77t Jake Scott (11/22/70 vs. Baltimore)
- 74t Jakeem Grant Sr. (10/9/16 vs. Tennessee)**
- 72t O.J. McDuffie (12/13/93 vs. Pittsburgh)
- 72t Marcus Thigpen (9/9/12 at Houston)
- 71t James Pruitt (9/14/86 vs. Indianapolis)
- 71t O.J. McDuffie (10/24/93 vs. Indianapolis)
- 71t Wes Welker (12/20/04 vs. New England)
- 71t Jakeem Grant Sr. (10/7/18 at Cincinnati)**
- 70t Scott Schwedes (12/17/89 at Indianapolis)

HIGHEST PUNT RETURN AVERAGE

CAREER (min: 50 returns)

- 13.7 Jeff Ogden (2000-01), 51 returns
- 11.4 Freddie Solomon (1975-77), 71 returns
- 10.51 Tom Vigorito (1981-85), 79 returns
- 10.47 Jake Scott (1970-75), 127 returns
- 10.4 Davone Bess (2008-12), 115 returns

SEASON (min: 15 returns)

- 17.0 Jeff Ogden (2000), 19 returns
- 12.5 Nate Jacquet (1999), 28 returns
- 12.3 Freddie Solomon (1975), 26 returns
- 12.21 Terrell Buckley (1998), 29 returns
- 12.15 Marcus Thigpen (2012), 26 returns

GAME (min: 3 returns)

- 33.0 Ted Ginn Jr. (11/18/07 at Philadelphia), 3-99 yards
- 28.3 Jakeem Grant Sr. (10/7/18 at Cincinnati), 3-85 yards**
- 26.3 Tom Vigorito (9/12/82 at N.Y. Jets), 3-79 yards
- 26.3 Wes Welker (9/7/06 at Pittsburgh), 3-79 yards
- 22.8 O.J. McDuffie (12/13/93 vs. Pittsburgh), 5-114 yards

MOST FAIR CATCHES

CAREER

- 91 O.J. McDuffie (1993-01)
- 85 Davone Bess (2008-12)
- 64 Wes Welker (2004-06)
- 55 Jake Scott (1970-75)
- 53 Jarvis Landry (2014-17)

SEASON

- 29 Wes Welker (2006)
- 24 O.J. McDuffie (1996)
- 24 Davone Bess (2011)
- 23 Wes Welker (2005)
- 22 O.J. McDuffie (1993)

GAME

- 6 Jake Scott (12/20/70 vs. Buffalo)

KICKOFF RETURNS

MOST KICKOFF RETURNS

CAREER

- 166 Wes Welker (2004-06)
- 147 Ted Ginn, Jr. (2007-09)
- 123 Fulton Walker (1981-85)
- 111 Mercury Morris (1969-75)
- 107 Brock Marion (1998-03)

SEASON

- 63 Ted Ginn, Jr. (2007), 22.7 average
- 62 Brock Marion (1999), 22.6 average
- 61 Wes Welker (2005), 22.6 average
- 57 Wes Welker (2004), 23.0 average
- 52 Ted Ginn, Jr. (2009), 24.9 average

GAME

- 8 Joe Cribbs (12/18/88 at Pittsburgh), 21.1 average
- *8 Marc Logan (1/12/91 at Buffalo), 17.3 average
- 8 Ted Ginn, Jr. (12/2/07 vs. N.Y. Jets), 24.8 average
- 8 Ted Ginn, Jr. (11/23/08 vs. New England), 19.3 average

MOST KICKOFF RETURN YARDS

CAREER

- 3,756 Wes Welker (2004-06)
- 3,386 Ted Ginn, Jr. (2007-09)
- 2,947 Mercury Morris (1969-75)
- 2,944 Fulton Walker (1981-85)
- 2,517 Brock Marion (1998-03)

SEASON

- 1,524 Brock Marion (1999), 24.6 average
- 1,433 Ted Ginn, Jr. (2007), 22.7 average
- 1,379 Wes Welker (2005), 22.6 average
- 1,313 Wes Welker (2004), 23.0 average
- 1,296 Ted Ginn, Jr. (2009), 24.9 average

GAME

- 299 Ted Ginn, Jr. (11/1/09 at N.Y. Jets), long 101t
- 215 Travis Minor (10/13/02 at Denver), long 66
- 210 Wes Welker (1/2/05 at Baltimore), long 95t
- 205 Albert Johnson (9/29/02 at Kansas City), long 49
- 204 Gene Milton (9/21/68 vs. Oakland), long 73

MOST KICKOFF RETURN TOUCHDOWNS

CAREER

- 3 Mercury Morris (1969-75)
- 2 Ted Ginn, Jr. (2007-09)
- 2 Jakeem Grant Sr. (2016-20)**

SEASON

- 2 Ted Ginn, Jr. (2009)

GAME

- 2 Ted Ginn, Jr. (11/1/09 at N.Y. Jets), 100, 101 yards

LONGEST KICKOFF RETURNS

- 105t Mercury Morris (9/14/69 at Cincinnati)
- 102t Jakeem Grant Sr. (9/9/18 vs. Tennessee)**
- 101t Ted Ginn, Jr. (11/1/09 at N.Y. Jets)
- 101t Jakeem Grant Sr. (11/17/19 vs. Buffalo)**
- 100t Ted Ginn, Jr. (11/1/09 at N.Y. Jets)
- **98t Fulton Walker (1/30/83 vs. Washington)
- 97t Marc Logan (10/1/89 at Houston)
- 96t Mercury Morris (12/6/70 vs. Boston)
- 96t Marcus Thigpen (11/15/12 at Buffalo)
- 96t Kenyan Drake (11/6/16 vs. N.Y. Jets)
- 95t Joe Auer (9/2/66 vs. Oakland)
- 95t Bobby Neff (9/14/68 vs. Houston)
- 95t Wes Welker (1/2/05 at Baltimore)

HIGHEST KICKOFF RETURN AVERAGE

CAREER (min: 50 returns)

- 26.5 Mercury Morris (1969-75), 111 returns
- 25.3 Duriel Harris (1976-83, 1985), 56 returns
- 24.83 Jakeem Grant Sr. (2016-20), 87 returns**
- 24.81 Marcus Thigpen (2012-13), 77 returns
- 23.9 Fulton Walker (1981-85), 123 returns

SEASON (min: 14 returns)

32.9	Duriel Harris (1976), 17 returns, 559 yards
29.7	Jakeem Grant Sr. (2018), 18 returns, 535 yards
29.6	Gary Davis (1977), 14 returns, 414 yards
29.0	Mercury Morris (1970), 28 returns, 812 yards
28.2	Mercury Morris (1971), 15 returns, 423 yards

GAME (min: 3 returns)

49.8	Ted Ginn, Jr. (11/1/09 at N.Y. Jets), 6-299
47.7	Fulton Walker (10/16/83 at N.Y. Jets), 3-143
**47.5	Fulton Walker (1/30/83 vs. Washington), 4-190
46.7	Joe Auer (9/2/66 vs. Oakland), 3-140
46.0	Marc Logan (10/1/89 at Houston), 3-138

INTERCEPTIONS**MOST INTERCEPTIONS****CAREER**

35	Jake Scott (1970-75)
34	Dick Anderson (1968-77)
31	Sam Madison (1997-05)
29	Glenn Blackwood (1979-87)
29	Patrick Surtain (1998-04)

SEASON

10	Dick Westmoreland (1967), 127 yards
10	Xavien Howard (2020), 71 yards
8	Willie West (1966), 62 yards
8	Dick Anderson (1968), 230 yards
8	Dick Anderson (1970), 191 yards
8	Dick Anderson (1973), 163 yards
8	Jake Scott (1974), 75 yards
8	Terrell Buckley (1998), 157 yards
8	Sam Madison (1998), 114 yards

GAME

4	Dick Anderson (12/3/73 vs. Pittsburgh), 121 yards
3	Willie West (10/23/66 at Houston), 49 yards
3	Dick Westmoreland (11/26/67 vs. Buffalo), 43 yards
3	Charlie Babb (9/22/75 vs. Oakland), 18 yards
3	Curtis Johnson (10/19/75 vs. N.Y. Jets), 25 yards
3	Larry Gordon (12/10/78 vs. Oakland), 35 yards
*3	A.J. Duhe (1/23/83 vs. N.Y. Jets), 36 yards
3	William Judson (10/16/83 at N.Y. Jets), 23 yards
3	Louis Oliver (10/4/92 at Buffalo), 170 yards
3	Sam Madison (11/7/99 vs. Tennessee), 101 yards

MOST INTERCEPTIONS BY A ROOKIE**SEASON**

8	Dick Anderson (1968), 230 yards
5	Lloyd Mumphord (1969), 102 yards
5	Jake Scott (1970), 112 yards
5	Don McNeal (1980), 17 yards

GAME

2	Dick Anderson (11/24/68 at Boston), 109 yards
2	Lloyd Mumphord (12/7/69 vs. Denver), 0 yards
2	Curtis Johnson (10/3/70 vs. Oakland), 26 yards
2	Gerald Small (12/10/78 vs. Oakland), 85 yards
2	Don McNeal (10/12/80 at New England), 2 yards
2	Jarvis Williams (10/9/88 at L.A. Raiders), 23 yards

MOST CONSECUTIVE GAMES WITH AN INTERCEPTION

5	Dick Westmoreland (9th through 13th in 1967)
5	Xavien Howard (9th through 13th in 2020)

MOST INTERCEPTION RETURN YARDS**CAREER**

792	Dick Anderson (1968-77), 23.3 average
569	Louis Oliver (1989-93, 1995-96), 23.7 average
487	Sam Madison (1997-05), 15.7 average
431	Brock Marion (1998-03), 21.6 average

425	Jake Scott (1970-75), 12.1 average
425	Terrell Buckley (1995-99, 2003), 17.7 average

SEASON

230	Dick Anderson (1968), 8 for 28.8 average
227	Brock Marion (2001), 5 for 45.4 average
200	Louis Oliver (1992), 5 for 40.0 average
198	Jimmy Warren (1966), 5 for 39.6 average
191	Dick Anderson (1970), 8 for 23.9 average

GAME

170	Louis Oliver (10/4/92 at Buffalo), 3 interceptions
121	Dick Anderson (12/3/73 vs. Pittsburgh), 4 interceptions
107	Dick Anderson (11/24/68 at Boston), 2 interceptions
101	Sam Madison (11/7/99 vs. Tennessee), 3 interceptions
100	Brock Marion (1/6/02 vs. Buffalo), 1 interception

LONGEST INTERCEPTION RETURNS

103t	Louis Oliver (10/4/92 at Buffalo), Jim Kelly
100t	Brock Marion (1/6/02 vs. Buffalo), Travis Brown
96t	Dick Anderson (11/24/68 at Boston), Tom Sherman
94t	Brent Grimes (10/31/13 vs. Cincinnati), Andy Dalton
91t	Terrell Buckley (10/13/96 at Buffalo), Jim Kelly
86t	Dick Anderson (12/20/70 vs. Buffalo), Dennis Shaw
86t	William Judson (60t), Mike Kozlowski (26, lateral), (9/9/84 vs. New England), Steve Grogan
81t	Louis Delmas (10/26/14 at Jacksonville), Blake Bortles
76t	Troy Vincent (58t), Gene Atkins (18, lateral), (12/12/94 vs. Kansas City), Steve Bono
74t	Terrell Buckley (12/21/03 at Buffalo), Drew Bledsoe
70t	Jimmy Warren (11/13/66 at Kansas City), Len Dawson
70	Sammy Knight (11/27/03 at Dallas), Quincy Carter

INTERCEPTIONS RETURNED FOR TOUCHDOWNS**CAREER**

4	Reshad Jones (2010-19)
4	Zach Thomas (1996-2007)
3	Dick Anderson (1968-77)
3	Terrell Buckley (1995-99, 2003)
3	Jason Taylor (1997-2007, 2009, 2011)

SEASON

2	Bill Stanfill (1969), 15, 17 yards
2	Dick Anderson (1973), 27, 38 yards
2	Mike Kozlowski (1983), 35, 38 yards
2	Zach Thomas (1998), 17, 1 yards
2	Brock Marion (2001), 26, 100 yards
2	Jason Taylor (2006), 20, 51 yards
2	Reshad Jones (2015), 30, 23 yards

GAME

2	Dick Anderson (12/3/73 vs. Pittsburgh)
2	Mike Kozlowski (12/16/83 vs. N.Y. Jets)

SACKS**MOST SACKS****CAREER**

131.0	Jason Taylor (1997-2007, 2009, 2011)
98.0	Cameron Wake (2009-18)
69.5	Bill Stanfill (1969-76)
65.5	Doug Betters (1978-87)
65.0	Vern Den Herder (1971-82)

SEASON

18.5	Bill Stanfill (1973)
18.5	Jason Taylor (2002)
17.5	Joey Porter (2008)
16.5	Trace Armstrong (2000)
16.0	Doug Betters (1983)

GAME

5.0	Bill Stanfill (10/7/73 vs. N.Y. Jets)
5.0	Vern Den Herder (10/21/73 vs. Buffalo)
5.0	Bill Stanfill (11/17/74 vs. Buffalo)
4.5	Cameron Wake (9/30/12 at Arizona)
4.0	Vern Den Herder (9/22/74 at Buffalo)
4.0	Vern Den Herder (11/11/79 vs. Baltimore)
4.0	Doug Betters (9/4/83 at Buffalo)
4.0	E.J. Junior (10/6/91 at New England)
4.0	Joey Porter (9/21/08 at New England)
4.0	Cameron Wake (10/18/15 at Tennessee)

MOST SACKS BY A ROOKIE

SEASON

8.0	Bill Stanfill (1969)
8.0	Lorenzo Bromell (1998)
7.0	A.J. Duhe (1977)
6.0	Marco Coleman (1992)
5.0	Derrick Rodgers (1997)
5.0	Jason Taylor (1997)

GAME

3.0	A.J. Duhe (11/6/77 at N.Y. Jets)
3.0	Marco Coleman (10/25/92 vs. Indianapolis)
2.0	Bill Stanfill (10/26/69 vs. Buffalo)
2.0	Bob Baumhower (11/20/77 at Cincinnati)
2.0	A.J. Duhe (12/11/77 at New England)
2.0	Doug Betters (10/29/78 vs. Baltimore)
2.0	Charles Bowser (1/2/83 at Baltimore)
2.0	John Bosa (12/17/87 vs. N.Y. Jets)
2.0	Marco Coleman (11/1/92 at N.Y. Jets)
2.0	Shane Burton (12/1/96 at Oakland)
2.0	Derrick Rodgers (10/12/97 at N.Y. Jets)
2.0	Lorenzo Bromell (9/13/98 vs. Buffalo)
2.0	Lorenzo Bromell (11/29/98 vs. New Orleans)
2.0	Olivier Vernon (10/14/12 vs. St. Louis)
2.0	Jerome Baker (10/7/18 at Cincinnati)

FUMBLES

MOST FUMBLES

CAREER

110	Dan Marino (1983-99)
52	Bob Griese (1967-80)
51	Ryan Tannehill (2012-18)
34	Tony Nathan (1979-87)
31	Mercury Morris (1969-75)

SEASON

14	Matt Moore (2011)
13	Gus Frerotte (2005)
10	Dan Marino (1988)
10	A.J. Feeley (2004)
10	Ryan Tannehill (2015)

GAME

4	Craig Erickson (10/6/96 vs. Seattle)
4	Cleo Lemon (12/9/07 at Buffalo)
4	Jay Cutler (12/17/17 at Buffalo)
3	11 times (last: Ryan Tannehill, 12/11/16 vs. Arizona)

MOST FUMBLES BY A ROOKIE

SEASON

9	Ryan Tannehill (2012)
8	Tony Nathan (1979)
7	Scott Schwedes (1987)
7	John Beck (2007)
7	Jarvis Landry (2014)

GAME

3	Rick Norton (9/9/66 vs. N.Y. Jets)
3	Scott Schwedes (12/13/87 at Philadelphia)

3	John Beck (12/2/07 vs. N.Y. Jets)
3	Jamil Douglas (11/29/15 at N.Y. Jets)

MOST OWN FUMBLE RECOVERIES

CAREER

42	Dan Marino (1983-99)
23	Bob Griese (1967-80)
16	Ryan Tannehill (2012-18)

SEASON

7	Dan Marino (1988)
6	Bob Griese (1971)
6	Jay Cutler (2017)

GAME

4	Jay Cutler (12/17/17 at Buffalo)
3	Rick Norton (11/9/69 at Boston)
3	Craig Erickson (10/6/96 vs. Seattle)
3	Lamont Brightful (9/19/04 at Cincinnati)
3	Cleo Lemon (12/9/07 at Buffalo)
3	Ryan Tannehill (11/29/15 at N.Y. Jets)

MOST OPPONENT FUMBLE RECOVERIES

CAREER

27	Jason Taylor (1997-2007, 2009, 2011)
16	Bob Baumhower (1977-86)
15	Dick Anderson (1968-77)
14	Vern Den Herder (1971-82)
13	Glenn Blackwood (1979-87)

SEASON

5	Dick Anderson (1972)
5	Bud Brown (1985)
4	12 times (last – Kiko Alonso, 2016)

GAME

2	Tom Nomina (11/13/66 at Kansas City), 0 yards
2	Art Powell (10/18/70 at Buffalo), 0 yards
2	Jim Riley (11/7/76 vs. Buffalo), 0 yards
2	Jeris White (11/28/76 at Cleveland), 0 yards
2	Bob Baumhower (12/11/77 at New England), 0 yards
2	Tim Foley (11/29/79 vs. New England), 2 yards
2	Glenn Blackwood (10/19/80 vs. Buffalo), 0 yards
2	Doug Betters (11/6/83 at San Francisco), 0 yards
2	Bud Brown (9/8/85 vs. Houston), 6 yards
2	Bryan Cox (10/31/93 vs. Kansas City), 1 yard
2	Jason Taylor (10/7/01 vs. New England), 1 yard, 1 TD
2	Reshad Jones (12/23/12 vs. Buffalo), 24 yards
2	Reshad Jones (10/8/17 vs. Tennessee), 38 yards

FUMBLE RETURNS FOR TOUCHDOWNS

85t	Jason Taylor (9/11/05 vs. Denver), Jake Plummer
78t	Andrew Van Ginkel (11/1/20 vs. L.A. Rams), Jared Goff
59t	Trell Hooper (10/11/87 vs. Kansas City), Robert Parker
55t	Liffort Hobley (10/11/87 vs. Kansas City), Chris Smith
50t	Cortland Finnegan (9/28/14 at Oakland in London), Matt McGloin
48t	Renaldo Hill (11/19/06 vs. Minnesota), Chester Taylor
48t	Jason Taylor (11/1/09 at N.Y. Jets), Shonn Greene
44t	Don Bessillieu (10/19/80 vs. Buffalo), Joe Cribbs
43t	Michael Lehan (12/2/07 vs. N.Y. Jets), Kellen Clemens
38t	Reshad Jones (10/8/17 vs. Tennessee), Matt Cassel
37t	Pat Johnson (12/24/95 at St. Louis), Todd Kinchen
36t	Shaq Lawson (11/8/20 at Arizona), Kyle Murray
35t	Dick Anderson (10/15/72 vs. San Diego), Mke Garrett
34t	Jason Taylor (11/27/03 at Dallas), Quincy Carter
29t	Jason Taylor (10/1/00 at Cincinnati), Akili Smith
25t	Mike Kozlowski (12/6/81 vs. New England), Sam Cunningham
22t	Terrell Buckley (10/27/97 vs. Chicago), Ricky Proehl
21t	Bob Baumhower (10/7/84 at Pittsburgh), Mark Malone
20t	Sam Madison (10/8/00 vs. Buffalo), Sammy Morris

19t	Liffort Hobley (10/9/88 at L.A. Raiders), Vance Mueller
15t	Jimmy Warren off lateral from Bob Neff, (12/16/67 vs. Boston), Jim Nance
14t	Reshad Jones (11/26/17 at New England), Tom Brady
13t	Nick Buoniconti (9/30/73 vs. New England), John Tarver
13t	Bob Baumhower (10/9/78 vs. Cincinnati), Dave Turner
13t	Brian Sochia (12/30/90 vs. Indianapolis), Jeff George
10t	Willie West (10/6/68 at Houston), Bob Davis
10t	Sean Hill (9/1/96 vs. New England), Louis Oliver
7t	Bob Brudzinski (10/27/85 at Detroit), Eric Hipple
4t	O.J. McDuffie (10/12/97 at N.Y. Jets), Charles Jordan
4t	Jason Taylor (9/13/99 at Denver), Brian Griese
2t	Randy McMichael (10/12/03 at Jacksonville), Obafemi Ayanbadejo
1t	Cliff Odom (10/28/90 at Indianapolis), Jack Trudeau
1t	Jason Taylor (10/7/01 vs. New England), Tom Brady
1t	Derrick Pope (11/28/04 at San Francisco), Tim Rattay
0t	Chuck Klingbeil (9/22/91 vs. Green Bay), Don Majkowski
0t	Scott Miller (9/1/96 vs. New England), Stanley Pritchett
0t	Tim Bowens (11/30/97 at Oakland), Jeff George
0t	Travis Minor (10/28/01 at Seattle), Jay Fiedler
0t	Trent Gamble (9/8/02 vs. Detroit), Chris Cash
0t	Koa Misi (9/19/10 at Minnesota), Brett Favre

FUMBLE RETURNS FOR TOUCHDOWNS

CAREER

6	Jason Taylor (1997-2007, 2009, 2011)
2	Bob Baumhower (1977-86)
2	Liffort Hobley (1987-93)
2	Reshad Jones (2010-19)

TAKEAWAYS

(interceptions/fumble recoveries)

MOST TAKEAWAYS

CAREER

51	Dick Anderson (1968-77), 34 INTs, 17 FRs
42	Jake Scott (1970-75), 35 INTs, 7 FRs
41	Glenn Blackwood (1979-87), 29 INTs, 12 FRs
35	Sam Madison (1997-05), 31 INTs, 4 FRs
35	Jason Taylor (1997-2007, 2009, 2011), 8 INTs, 27 FRs

SEASON

11	Dick Anderson (1970), 8 INTs, 3 FRs
11	Jake Scott (1974), 8 INTs, 3 FRs
10	Dick Westmoreland (1967), 10 INTs
10	Xavien Howard (2020), 10 INTs
9	Dick Anderson (1968), 8 INTs, 1 FR
9	Dick Anderson (1972), 3 INTs, 6 FRs
9	Terrell Buckley (1998), 8 INTs, 1 FR

GAME

4	Dick Anderson (12/3/73 vs. Pittsburgh), 4 INTs
4	Jeris White (11/26/76 at Cleveland), 2 INTs, 2 FRs

MOST TAKEAWAYS BY A ROOKIE

SEASON

9	Dick Anderson (1968), 8 INTs, 1 FR
7	Lloyd Mumphord (1969), 5 INTs, 2 FRs
7	Curtis Johnson (1970), 3 INTs, 4 FRs
7	Jarvis Williams (1988), 4 INTs, 3 FRs

GAME

3	Lloyd Mumphord (12/7/69 vs. Denver), 2 INTs, 1 FR
---	---------------------------------------------------

BLOCKED KICKS

MOST BLOCKED KICKS

CAREER

9	Curtis Johnson (1970-78), 6 FGs, 2 Punts, 1 PAT
8	Lloyd Mumphord (1969-74), 7 FGs, 1 Punt
5	Vern Den Herder (1971-82), 4 FGs, 1 Punt
5	William Judson (1982-89), 3 FGs, 2 Punts
5	Jeff Cross (1988-95), 3 FGs, 1 Punt, 1 PAT

SEASON

4	Wahoo McDaniel (1966), 1 FG, 3 PATs
3	Frank Cornish (1970), 2 FGs, 1 PAT
3	Curtis Johnson (1972), 1 FG, 2 Punts
3	Shane Burton (1998), 3 FGs

MOST BLOCKED FIELD GOALS

CAREER

7	Lloyd Mumphord (1969-74)
6	Curtis Johnson (1970-78)
4	Vern Den Herder (1971-82)
4	Bob Baumhower (1977-86)

SEASON

3	Shane Burton (1998)
---	---------------------

BLOCKED FIELD GOAL RETURNS FOR TOUCHDOWNS

51t	Lloyd Mumphord (12/6/70 vs. Boston), Gino Capelletti
47t	Curtis Johnson (12/19/71 vs. Green Bay), Tim Webster

LONGEST SHORT FIELD GOAL RETURNS

50	Jake Scott (12/6/70 vs. Boston), Gino Capelletti
----	--------------------------------------------------

MOST BLOCKED PUNTS

CAREER

3	Tim Foley (1970-80)
3	Jimmy Wilson (2011-14)
2	Curtis Johnson (1970-78)
2	William Judson (1982-89)
2	Marc Logan (1989-91)
2	Terrence Fede (2014-17)

SEASON

2	Curtis Johnson (1972)
2	Tim Foley (1973)
2	Marc Logan (1991)

BLOCKED PUNT RETURNS FOR TOUCHDOWNS

19t	Mark Higgs (10/18/90 vs. New England), Brian Hansen
11t	Walt Aikens (12/17/16 at N.Y. Jets), Lachlan Edwards
8t	Tim Foley (11/11/73 vs. Baltimore), David Lee
*5t	Charlie Babb (12/24/72 vs. Cleveland), Don Cockroft
5t	Tim Foley (11/11/73 vs. Baltimore), David Lee
0t	Lex Hilliard (11/20/11 vs. Buffalo), Brian Moorman
0t	Olivier Vernon (10/28/12 at N.Y. Jets), Robert Malone

MOST BLOCKED POINTS AFTER TOUCHDOWNS

CAREER

3	Wahoo McDaniel (1966-68)
3	Doug Betters (1978-87)

DEFENSIVE 2-POINT CONVERSIONS

1	Walt Aikens (12/11/16 vs. Arizona), returned blocked PAT (Jordan Phillips)
---	----------------------------------------------------------------------------

DOLPHINS TEAM RECORDS

* - Playoff Game

** - Super Bowl

1966-77: 14 games

1983-86: 16 games

1978-81: 16 games

1987: 15 games

1982: 9 games

1988-2020: 16 games

Records listed do not include 1982 regular season, which consisted of 9 games due to a players' strike.

- Record includes game on 11/30/69 played at Tampa's Tampa Stadium and games on 10/28/07, 10/4/15 and 10/1/17 played at London's Wembley Stadium that were designated as home games.

^ - Record includes game on 9/28/14 played at London's Wembley Stadium that was designated as a road game.

CHAMPIONSHIPS

SUPER BOWL

2 1972, 1973

AMERICAN FOOTBALL CONFERENCE

5 1971, 1972, 1973, 1982, 1984

AFC EASTERN DIVISION

13 1971, 1972, 1973, 1974, 1979, 1981, 1983, 1984, 1985, 1992, 1994, 2000, 2008

PLAYOFF BERTHS

23 1970, 1971, 1972, 1973, 1974, 1978, 1979, 1981, 1982, 1983, 1984, 1985, 1990, 1992, 1994, 1995, 1997, 1998, 1999, 2000, 2001, 2008, 2016

GAMES

REGULAR SEASON RECORD

467-377-4 (.553)

PLAYOFF RECORD

20-21 (.488)

OVERALL RECORD

487-398-4 (.550)

HOME REGULAR-SEASON RECORD

267-153-3 (.635)#

ORANGE BOWL REGULAR-SEASON RECORD:

110-38-3 (.738)

HARD ROCK STADIUM REGULAR-SEASON RECORD

157-111 (.586)

HOME PLAYOFF RECORD

15-7 (.682)

ORANGE BOWL PLAYOFF RECORD

10-4 (.714)

HARD ROCK STADIUM PLAYOFF RECORD

5-3 (.625)

HOME OVERALL RECORD

282-160-3 (.637)#

ORANGE BOWL OVERALL RECORD

120-42-3 (.736)

HARD ROCK STADIUM OVERALL RECORD

162-114 (.587)

ROAD REGULAR-SEASON RECORD

200-224-1 (.472)^

ROAD PLAYOFF RECORD

5-14 (.263)

ROAD OVERALL RECORD

205-238-1 (.463)^

MOST WINS IN A SEASON

17 1972 (14 regular season, 3 playoffs)
16 1984 (14 regular season, 2 playoffs)

BEST SEASON WINNING PERCENTAGE

1.000 in 1972 (14-0 regular season, 3-0 playoffs)

FEWEST WINS IN A SEASON

1 in 2007

LOWEST SEASON WINNING PERCENTAGE

.063 in 2007 (1-15)

CONSECUTIVES

MOST WINS

18 1st in 1972 through 1st in 1973

MOST REGULAR SEASON WINS

16 14th in 1971 through 1st in 1973
16 12th in 1983 through 11th in 1984

MOST HOME WINS

31 10/17/71 through 12/15/74

MOST REGULAR-SEASON HOME WINS

27 10/17/71 through 12/15/74

MOST ROAD WINS

9 9/17/72 through 1/14/73

MOST REGULAR-SEASON ROAD WINS

7 9/17/72 through 12/10/72
7 12/4/83 through 11/4/84

MOST WINS IN A SERIES

20 vs. Buffalo, 1970-79

MOST PRESEASON WINS

11 5th in 1975 through 3rd in 1977

MOST LOSSES

16 14th in 2006 through 13th in 2007

MOST REGULAR-SEASON LOSSES

16 14th in 2006 through 13th in 2007

MOST HOME LOSSES

7	12/25/06 through 12/2/07
7	11/18/10 through 10/23/11

MOST ROAD LOSSES

11	12/17/06 through 9/14/08
----	--------------------------

MOST LOSSES IN A SERIES

8	vs. N.Y. Jets, 1966-69
8	vs. N.Y. Jets, 1998-2001

MOST PRESEASON LOSSES

7	5th in 1988 through 2nd in 1990
---	---------------------------------

SCORING

MOST POINTS SCORED

Season	513	1984
Game	55	11/24/77 at St. Louis

FEWEST POINTS SCORED

Season	213	1966
Game	0	23 times, last 9/15/19 vs. New England

MOST POINTS ALLOWED

Season	494	2019
Game	*62	1/15/00 at Jacksonville
	59	9/8/19 vs. Baltimore

FEWEST POINTS ALLOWED

Season	150	1973
Game	0	27 times, last 10/18/20 vs. N.Y. Jets

MOST POINTS, BOTH TEAMS

Game	96	at N.Y. Jets 51, Miami 45, ot (9/21/86)
	82	at Buffalo 56, Miami 26 (1/3/21)
	81	Buffalo 47, at Miami 34 (12/19/93)

FEWEST POINTS, BOTH TEAMS

Game	3	at New England 3, Miami 0 (12/12/82)
	3	at Pittsburgh 3, Miami 0 (11/26/07)
	9	New England 6, at Miami 3 (11/20/88)

MOST DECISIVE WIN

Game	52	52-0 vs. New England (11/12/72)
	44	44-0 vs. Baltimore (11/11/73)
	43	43-0 at N.Y. Jets (10/19/75)
	42	42-0 at Baltimore (9/10/78)
	42	45-3 vs. N.Y. Jets (11/24/86)
	42	42-0 vs. Kansas City (10/11/87)

MOST DECISIVE LOSS

Game	*55	62-7 at Jacksonville (1/15/00)
	49	59-10 vs. Baltimore (9/8/19)
	45	48-3 vs. Kansas City (9/28/68)
	43	43-0 vs. New England (9/15/19)
	41	41-0 at Kansas City (10/8/67)
	41	41-0 at Indianapolis (12/14/97)

MOST TOUCHDOWNS SCORED

Season	70	1984
Game	8	11/24/77 at St. Louis

FEWEST TOUCHDOWNS SCORED

Season	26	1966, 2006, 2010
--------	----	------------------

MOST TOUCHDOWNS ALLOWED

Season	57	2019
Game	8	9/18/66 at Buffalo
	*8	1/15/00 at Jacksonville
	8	9/8/19 vs. Baltimore
	8	1/3/21 at Buffalo

FEWEST TOUCHDOWNS ALLOWED

Season	14	1973
--------	----	------

MOST TOUCHDOWNS SCORED BY

RUSHING

Season	26	1972, 1975
Game	4	11 times, last 9/16/13 vs. Oakland

PASSING

Season	49	1984
Game	6	11/24/77 at St. Louis
	6	9/21/86 at N.Y. Jets

INTERCEPTION

Season	5	2001
Game	2	12/3/73 vs. Pittsburgh
	2	9/12/82 at N.Y. Jets
	2	12/16/83 vs. N.Y. Jets
	2	12/6/98 at Oakland
	2	10/26/14 at Jacksonville

KICKOFF RETURN

Season	2	2009
Game	2	11/1/09 at N.Y. Jets

PUNT RETURN

Season	2	1993
--------	---	------

FUMBLE RETURN

Season	3	1997
Game	2	10/11/87 vs. Kansas City
	2	9/1/96 vs. New England

BLOCKED PUNT RETURN

Season	2	1973
Game	2	11/11/73 vs. Baltimore

FEWEST TOUCHDOWNS SCORED BY

RUSHING

Season	4	2017
--------	---	------

PASSING

Season	12	2007, 1969
--------	----	------------

MOST TOUCHDOWNS ALLOWED BY

RUSHING

Season	23	1986
Game	5	9/4/88 at Chicago
	5	9/8/19 vs. Baltimore

PASSING

Season	39	2019
Game	6	10/21/07 vs. New England
	6	9/8/19 vs. Baltimore

INTERCEPTION

Season	8	2004
Game	2	12/18/88 at Pittsburgh
	2	11/23/97 at New England
	2	10/17/99 at New England
	2	11/18/01 vs. N.Y. Jets
	2	10/25/09 vs. New Orleans
	2	10/26/17 at Baltimore
	2	9/15/19 vs. New England

KICKOFF RETURN

Season	2	1994, 2007, 2010
--------	---	------------------

PUNT RETURN

Season	2	2008, 2020
--------	---	------------

FUMBLE RETURN

Season	3	1974
--------	---	------

BLOCKED FIELD GOAL RETURN

Season	1	1979, 1989, 2010, 2014
--------	---	------------------------

FEWEST TOUCHDOWNS ALLOWED BY RUSHING

Season	6	1998, 1999
--------	---	------------

PASSING

Season	5	1973
--------	---	------

MOST POINTS AFTER TOUCHDOWN SCORED

Season	66	1984
Game	7	11/12/72 vs. New England
	7	11/24/77 at St. Louis
	7	9/3/95 vs. N.Y. Jets
	7	9/8/02 vs. Detroit

MOST POINTS AFTER TOUCHDOWN SCORED, OPPONENT

Season	49	2007
Game	*8	1/15/00 at Jacksonville
	8	9/8/19 vs. Baltimore
	8	1/3/21 at Buffalo

MOST FIELD GOALS SCORED

Season	39	1999
Game	7	12/8/19 at N.Y. Jets

MOST FIELD GOALS SCORED, OPPONENT

Season	34	2013
Game	5	9/28/69 at Houston
	5	9/25/88 at Indianapolis
	*5	1/17/93 vs. Buffalo
	5	10/13/02 at Denver
	5	9/7/03 vs. Houston
	5	10/7/07 at Houston
	5	9/14/14 at Buffalo
	5	9/29/16 at Cincinnati
	5	12/24/17 at Kansas City

MOST SAFETIES SCORED

Season	3	2005, 2014
Game	2	12/3/17 vs. Denver

MOST SAFETIES SCORED, OPPONENT

Season	4	2015
Game	1	32 times, last 11/3/19 vs. N.Y. Jets

MOST 2-POINT CONVERSION ATTEMPTS

Season	10	1994
Game	4	at Indianapolis, 11/26/95

MOST 2-POINT CONVERSION ATTEMPTS, OPPONENT

Season	5	1995, 2009, 2016, 2019
Game	2	Six times, last 12/22/19 vs. Cincinnati

MOST 2-POINT CONVERSIONS

Season	6	1994
Game	2	at Indianapolis, 11/26/95

MOST 2-POINT CONVERSIONS, OPPONENT

Season	5	2016
Game	2	12/22/19 vs. Cincinnati

SCORE BY QUARTERS, DOLPHINS

1st –	21	12/20/70 vs. Buffalo
	21	10/2/77 vs. Houston
	21	12/5/04 vs. Buffalo
	21	10/25/15 vs. Houston

2nd –	28	12/17/67 vs. Boston
	24	10/23/77 vs. Seattle
	24	10/29/78 vs. Baltimore
	24	11/20/83 vs. Baltimore
	24	10/9/88 at L.A. Raiders
	24	12/1/91 vs. Tampa Bay

3rd –	21	11/3/74 vs. Atlanta
	21	9/12/82 at N.Y. Jets
	21	9/2/84 at Washington
	21	10/11/87 vs. Kansas City
	21	11/12/89 at N.Y. Jets
	21	10/18/92 vs. New England
	21	12/12/94 vs. Kansas City
	21	9/3/95 vs. N.Y. Jets
	21	10/29/00 vs. Green Bay
	21	11/1/09 at N.Y. Jets
	21	12/4/11 vs. Oakland
	21	12/17/16 at N.Y. Jets

4th –	25	10/10/99 at Indianapolis
	24	11/25/01 at Buffalo
	23	12/21/14 vs. Minnesota

SCORE BY QUARTERS, OPPONENT

1st –	24	9/28/68 vs. Kansas City
	*24	1/2/82 vs. San Diego
	*24	1/15/00 at Jacksonville
	24	12/9/07 at Buffalo

2nd –	31	12/14/97 at Indianapolis
	28	9/21/86 at N.Y. Jets
	28	10/21/07 vs. New England
	28	1/3/21 at Buffalo

3rd –	24	12/14/14 at New England
	21	12/19/93 vs. Buffalo
	21	12/4/94 vs. Buffalo
	21	10/5/10 vs. New England
	21	11/13/17 at Carolina
	21	10/14/18 vs. Chicago

4th –	30	10/23/00 at N.Y. Jets
	28	10/2/66 at San Diego
	28	12/15/91 at San Diego

SCORE BY QUARTERS, BOTH TEAMS

1st –	35	12/5/04 vs. Buffalo
		Miami 21, Buffalo 14
	27	9/28/68 vs. Kansas City
		Kansas City 24, Miami 3

2nd –	42	9/21/86 at N.Y. Jets
		N.Y. Jets 28, Miami 14
	35	9/3/95 vs. N.Y. Jets
		Miami 21, N.Y. Jets 14
	35	10/21/07 vs. New England
		New England 28, Miami 7
	35	12/9/18 vs. New England
		New England 21, Miami 14

3rd –	37	11/1/09 at N.Y. Jets
		Miami 21, N.Y. Jets 16
	29	9/4/94 vs. New England
		Miami 15, New England 14
	28	12/10/67 vs. San Diego
		Miami 14, San Diego 14
	28	12/19/93 vs. Buffalo
		Buffalo 21, Miami 7
	28	11/27/94 at N.Y. Jets
		Miami 14, N.Y. Jets 14
	28	12/18/13 at Pittsburgh
		Miami 14, Pittsburgh 14
	28	12/24/16 at Buffalo
		Miami 14, Buffalo 14
	28	11/13/17 at Carolina
		Miami 7, Carolina 21

4th –	41	12/21/14 vs. Minnesota Miami 23, Minnesota 18
	39	10/10/99 at Indianapolis Miami 25, Indianapolis 14
	37	10/23/00 at N.Y. Jets N.Y. Jets 30, Miami 7

MOST CONSECUTIVE QUARTERS HELD SCORELESS BY DOLPHINS

13 1973, 3rd Q in 8th through 3rd Q in 11th

MOST CONSECUTIVE QUARTERS HELD SCORELESS BY OPPONENT

11 1970, 1st Q in 6th through 3rd Q in 8th

SCORE BY HALVES, DOLPHINS

1st –	41	10/25/15 vs. Houston
	35	12/17/67 vs. Boston
	31	12/20/70 vs. Buffalo
	31	12/2/85 vs. Chicago
	31	12/7/86 at New Orleans
2nd –	31	9/22/85 vs. Kansas City
	31	12/12/94 vs. Kansas City
	31	9/3/95 vs. N.Y. Jets

SCORE BY HALVES, OPPONENT

1st –	48	9/18/66 at Buffalo
2nd –	38	10/2/66 at San Diego
	36	10/25/09 vs. New Orleans

SCORE BY HALVES, BOTH TEAMS

1st –	58	9/18/66 at Buffalo Buffalo 48, Miami 10
	52	9/21/86 at N.Y. Jets N.Y. Jets 31, Miami 21
	52	12/21/08 at Kansas City Kansas City 28, Miami 24
	52	9/8/19 vs. Baltimore Baltimore 42, Miami 10
2nd –	52	10/9/83 vs. Buffalo Miami 28, Buffalo 24

TIME OF POSSESSION (SINCE 1977)

HIGHEST TIME OF POSSESSION

Season	32:38	1979
Game	45:07	9/21/09 vs. Indianapolis
	43:39	12/7/87 vs. N.Y. Jets
	41:55	12/16/96 vs. Buffalo

LOWEST TIME OF POSSESSION

Season	27:02	1988
Game	14:28	9/4/88 at Chicago
	16:32	10/1/89 at Houston
	18:02	10/27/96 vs. Dallas

HIGHEST TIME OF POSSESSION ALLOWED

Season	32:58	1988
Game	46:29	10/4/81 vs. N.Y. Jets (OT)
	45:32	9/4/88 at Chicago
	44:53	10/21/97 vs. Chicago (OT)

LOWEST TIME OF POSSESSION ALLOWED

Season	27:22	1979
Game	14:53	9/21/09 vs. Indianapolis
	16:21	12/7/87 vs. N.Y. Jets
	18:05	12/16/96 vs. Buffalo

SCORING DRIVES

LONGEST SCORING DRIVES

BY PLAYS

21 1/1/12 vs. N.Y. Jets (TD, 94 yards, 12:29)
18 11/11/07 vs. Buffalo (TD, 80 yards, 9:45)

18 9/14/08 at Arizona (TD, 89 yards, 7:04)
18 12/27/09 vs. Houston (FG, 61 yards, 4:18)
17 seven times (last: 10/4/20 vs. Seattle [FG, 73 yards, 7:59])

BY YARDS

99 9/10/78 at Baltimore (TD, 7 plays, 3:53)
99 9/24/89 vs. N.Y. Jets (TD, 7 plays, 1:27)
98 9/9/18 vs. Tennessee (TD, 12 plays, 5:21)
97 12/15/02 vs. Oakland (TD, 13 plays, 7:53)
97 12/28/14 vs. N.Y. Jets (TD, 1 play, 0:14)
97 10/18/15 at Tennessee (TD, 9 plays, 5:30)

BY TIME OF POSSESSION

12:29 1/1/12 vs. N.Y. Jets (TD, 21 plays, 94)
10:30 10/16/94 vs. L.A. Raiders (FG, 10 plays, 65 yards)
10:16 12/10/01 vs. Indianapolis (TD, 15 plays, 78 yards)
10:09 11/9/09 at New England (TD, 16 plays, 66 yards)
10:01 10/27/74 vs. Baltimore (FG, 16 plays, 73 yards)

LONGEST SCORING DRIVES, OPPONENTS

BY PLAYS

20 11/24/97 at Chicago (FG, 77 yards, 11:07)
19 Seven times, last: 12/22/13 at Buffalo (FG, 92 yards, 9:16)

BY YARDS

99 12/11/76 vs. Minnesota (TD, 16 plays, 9:07)
99 10/27/80 at N.Y. Jets (TD, 17 plays, 9:22)
99 9/30/01 at St. Louis (TD, 11 plays, 5:36)
99 9/12/11 vs. New England (TD, 1 play, 0:13)
99 12/11/16 vs. Arizona (TD, 12 plays, 6:43)

BY TIME OF POSSESSION

12:45 12/14/75 at Baltimore (FG, 17 plays, 82 yards)
11:07 11/24/91 at Chicago (FG, 20 plays, 77 yards)
11:05 12/16/01 at San Francisco (TD, 17 plays, 98 yards)

FIRST DOWNS

MOST FIRST DOWNS

Season	387	1984
Game	36	12/21/14 vs. Minnesota
	34	11/24/77 at St. Louis
	34	12/12/88 vs. Cleveland

FEWEST FIRST DOWNS

Season	200	1966
Game	6	11/14/99 at Buffalo
	6	12/12/10 at N.Y. Jets
	6	12/22/13 at Buffalo

MOST FIRST DOWNS ALLOWED

Season	361	2019
Game	39	11/27/88 at N.Y. Jets
	*34	1/2/82 vs. San Diego
	34	11/18/84 at San Diego

FEWEST FIRST DOWNS ALLOWED

Season	186	1972
Game	4	11/11/73 vs. Baltimore
	5	9/2/79 at Buffalo
	7	9/24/72 vs. Houston
	7	10/28/90 at Indianapolis

MOST FIRST DOWNS, BOTH TEAMS

Season	701	1984
Game	*59	1/2/82 vs. San Diego
	59	10/9/83 vs. Buffalo
	59	11/27/88 at N.Y. Jets

FEWEST FIRST DOWNS, BOTH TEAMS

Season	410	1973
Game	15	11/9/69 at Boston
	20	12/12/10 at N.Y. Jets
	21	Three times, last 11/11/73 vs. Baltimore

MOST FIRST DOWNS**BY RUSHING**

Season	170	1972
Game	19	10/29/72 at Baltimore
	19	11/24/77 at St. Louis

BY PASSING

Season	250	1986
Game	26	12/12/88 vs. Cleveland
	24	9/15/85 vs. Indianapolis
	24	9/21/86 at N.Y. Jets
	24	11/16/86 at Buffalo
	24	9/24/89 vs. N.Y. Jets

BY PENALTY

Season	41	2019
Game	7	11/8/15 at Buffalo
	6	12/4/66 at Denver
	6	11/26/67 vs. Buffalo
	6	9/8/96 at Arizona
	6	12/21/14 vs. Minnesota
	6	10/22/17 vs. N.Y. Jets

FEWEST FIRST DOWNS**BY RUSHING**

Season	61	2013
Game	0	10/15/67 at Boston
	*0	1/15/00 at Jacksonville
	*0	1/6/01 at Oakland
	0	9/19/04 at Cincinnati
	0	10/6/13 vs. Baltimore
	0	9/20/15 at Jacksonville
	0	11/24/15 at N.Y. Jets
	0	9/24/17 at N.Y. Jets

BY PASSING

Season	91	1973
Game	1	9/4/83 at Buffalo

BY PENALTY

Season	12	2013
---------------	----	------

MOST FIRST DOWNS ALLOWED**BY RUSHING**

Season	155	1988
Game	**24	1/30/83 vs. Washington
	*18	12/30/95 at Buffalo
	18	9/13/20 at New England

BY PASSING

Season	215	2012
Game	23	11/27/88 at N.Y. Jets
	22	11/4/12 at Indianapolis

BY PENALTY

Season	42	2005
Game	7	10/9/83 vs. Buffalo
	7	10/23/00 at N.Y. Jets (OT)
	7	11/13/16 at San Diego

FEWEST FIRST DOWNS ALLOWED**BY RUSHING**

Season	66	1969
---------------	----	------

Game	0	12/20/70 vs. Buffalo
	0	10/13/74 at Washington
	*0	1/9/00 at Seattle
	0	9/14/03 at N.Y. Jets
	0	11/23/06 at Detroit
	0	11/2/08 at Denver
	0	10/4/09 vs. Buffalo
	0	9/30/12 at Arizona

BY PASSING

Season	78	1973
Game	0	12/8/68 vs. Boston
	1	11/5/79 vs. Houston
	1	12/12/82 at New England

BY PENALTY

Season	8	1973, 1974
---------------	---	------------

TOTAL NET YARDS**MOST NET YARDS**

Season	6,936	1984
Game	584	10/23/88 vs. N.Y. Jets
	*569	1/6/85 vs. Pittsburgh
	552	9/30/84 at St. Louis
	552	10/21/84 at New England

FEWEST NET YARDS

Season	3,458	1966
Game	88	10/12/80 at New England
	101	11/14/99 at Buffalo
	103	12/22/13 at Buffalo

MOST NET YARDS ALLOWED

Season	6,364	2019
Game	643	9/8/19 vs. Baltimore
	622	9/12/11 vs. New England
	597	11/27/88 at N.Y. Jets
	593	10/3/76 vs. Los Angeles

FEWEST NET YARDS ALLOWED

Season	3,281	1973
Game	76	10/21/73 vs. Buffalo
	117	10/17/71 vs. New England
	118	10/16/66 vs. Denver
	118	9/21/03 vs. Buffalo

MOST NET YARDS GAINED, BOTH TEAMS

Season	12,374	1986
Game	1,110	9/12/11 vs. New England
	1,066	9/21/86 at N.Y. Jets

FEWEST NET YARDS GAINED, BOTH TEAMS

Season	7,384	1973
Game	335	10/16/66 vs. Denver

RUSHING**MOST RUSHING YARDS**

Season	2,960	1972
Game	315	11/11/73 vs. Baltimore
	304	12/3/72 at New England
	302	10/24/71 at N.Y. Jets
	302	11/7/71 vs. Buffalo
	301	9/30/73 vs. New England

FEWEST RUSHING YARDS

Season	1,156	2019
Game	2	11/11/13 at Tampa Bay
	7	11/19/06 vs. Minnesota
	12	11/29/15 at N.Y. Jets
	14	11/19/90 vs. L.A. Raiders
	*14	1/9/99 at Denver
	14	12/23/13 at Buffalo

MOST RUSHING YARDS ALLOWED

Season	2,506	1988
Game	*341	12/30/95 at Buffalo
	305	12/18/88 at Pittsburgh
	299	9/30/07 vs. Oakland

FEWEST RUSHING YARDS ALLOWED

Season	1,430	1994
Game	14	11/2/08 at Denver
	16	9/2/66 vs. Oakland
	16	11/28/10 at Oakland

MOST RUSHING YARDS, BOTH TEAMS

Season	4,627	1978
Game	533	12/24/16 at Buffalo
	508	11/7/71 vs. Buffalo
	487	12/5/76 vs. Buffalo

FEWEST RUSHING YARDS, BOTH TEAMS

Season	2,920	1966
Game	67	9/8/13 at Cleveland
	74	11/23/98 at New England
	79	12/19/99 vs. San Diego

MOST RUSHING ATTEMPTS

Season	613	1972
Game	58	10/5/75 at Green Bay
	56	9/12/82 at N.Y. Jets
	55	11/24/77 at St. Louis

FEWEST RUSHING ATTEMPTS

Season	326	1967
Game	*8	1/8/95 at San Diego
	**9	1/20/85 vs. San Francisco
	9	9/7/86 at San Diego
	9	11/29/15 at N.Y. Jets
	10	9/4/88 at Chicago
	10	12/2/90 at Washington

MOST RUSHING ATTEMPTS, OPPONENT

Season	557	1988
Game	*59	1/12/86 vs. New England
	54	9/4/88 at Chicago
	**52	1/30/83 vs. Washington
	*52	12/30/95 at Buffalo

FEWEST RUSHING ATTEMPTS, OPPONENT

Season	387	1970
Game	7	9/4/94 at Green Bay
	10	11/23/06 at Detroit
	10	12/11/17 vs. New England
	11	9/14/03 at N.Y. Jets
	11	9/21/09 vs. Indianapolis

HIGHEST RUSHING AVERAGE

Season	5.00	1971
---------------	------	------

LOWEST RUSHING AVERAGE

Season	3.12	1997
---------------	------	------

HIGHEST RUSHING AVERAGE, OPPONENT

Season	4.88	1968
---------------	------	------

LOWEST RUSHING AVERAGE, OPPONENT

Season	3.29	2003
---------------	------	------

PASSING

MOST NET YARDS PASSING

Season	5,018	1984
Game	521	10/23/88 vs. N.Y. Jets
	456	9/4/94 vs. New England
	446	9/24/89 vs. N.Y. Jets

FEWEST NET YARDS PASSING

Season	1,582	1973
Game	22	11/23/69 vs. Houston
	*26	12/30/73 vs. Oakland
	26	9/4/83 at Buffalo

MOST NET YARDS PASSING ALLOWED

Season	4,198	2019
Game	516	9/12/11 vs. New England
	449	9/21/86 at N.Y. Jets
	427	10/1/67 at N.Y. Jets

FEWEST NET YARDS PASSING ALLOWED

Season	1,290	1973
Game	1	10/21/73 vs. Buffalo
	11	11/5/79 vs. Houston
	13	12/12/82 at New England

MOST NET YARDS PASSING, BOTH TEAMS

Season	8,336	1986
Game	884	9/21/86 at N.Y. Jets

FEWEST NET YARDS PASSING, BOTH TEAMS

Season	2,872	1973
Game	72	12/12/82 at New England

MOST GROSS YARDS PASSING

Season	5,146	1984
Game	521	10/23/88 vs. N.Y. Jets
	473	9/4/94 vs. New England
	470	12/2/84 vs. L.A. Raiders

FEWEST GROSS YARDS PASSING

Season	1,675	1973
Game	*34	12/30/73 vs. Oakland
	46	9/4/83 at Buffalo
	46	12/21/03 at Buffalo

MOST GROSS YARDS PASSING ALLOWED

Season	4,373	2020
Game	517	9/12/11 vs. New England
	479	9/21/86 at N.Y. Jets
	440	10/1/67 at N.Y. Jets

FEWEST GROSS YARDS PASSING ALLOWED

Season	1,604	1973
Game	13	12/12/82 at New England
	25	11/5/79 vs. Houston
	35	12/9/73 at Baltimore

MOST PASS ATTEMPTS

Season	645	1986
Game	*66	12/30/95 at Buffalo
	65	12/4/05 vs. Buffalo
	62	10/22/06 vs. Green Bay

FEWEST PASS ATTEMPTS

Season	256	1973
Game	*6	12/30/73 vs. Oakland
	**7	1/13/74 vs. Minnesota
	*8	1/2/72 vs. Baltimore

MOST PASS ATTEMPTS, OPPONENT

Season	600	2012
Game	61	11/1/20 vs. L.A. Rams
	59	10/23/00 at N.Y. Jets (OT)
	58	10/4/92 at Buffalo
	56	11/18/84 at San Diego
	56	9/7/14 vs. New England
	56	12/22/19 vs. Cincinnati

FEWEST PASS ATTEMPTS, OPPONENT

Season	320	1973
Game	5	12/12/82 at New England
	8	11/14/76 at Pittsburgh
	8	12/9/73 at Baltimore

MOST PASS COMPLETIONS

Season	394	2014
Game	39	11/16/86 at Buffalo
	38	11/23/97 at New England
	36	1/3/21 at Buffalo

FEWEST PASS COMPLETIONS

Season	133	1973
Game	3	10/15/73 at Cleveland
	*3	12/30/73 vs. Oakland

MOST PASS COMPLETIONS, OPPONENT

Season	368	2016
Game	38	10/9/83 vs. Buffalo
	37	11/18/84 at San Diego
	37	12/4/16 at Baltimore

FEWEST PASS COMPLETIONS, OPPONENT

Season	151	1973
Game	2	11/9/69 at Boston
	2	12/12/82 at New England
	4	11/14/76 at Pittsburgh

INTERCEPTIONS

MOST INTERCEPTIONS

Season	32	1978, 458 yards
Game	6	12/3/73 vs. Pittsburgh
	6	10/19/75 at N.Y. Jets
	6	9/10/78 at Baltimore
	6	11/21/82 at Buffalo
	6	10/16/83 at N.Y. Jets
	6	12/6/98 at Oakland

FEWEST INTERCEPTIONS

Season	8	2006, 116 yards
---------------	---	-----------------

MOST INTERCEPTIONS, OPPONENT

Season	32	1966, 370 yards
Game	6	11/13/66 at Kansas City

FEWEST INTERCEPTIONS, OPPONENT

Season	7	2008, 130 yards
---------------	---	-----------------

MOST INTERCEPTION RETURN YARDS

Season	522	1966
Game	218	10/4/92 at Buffalo

FEWEST INTERCEPTION RETURN YARDS

Season	66	2010
---------------	----	------

MOST INTERCEPTION RETURN YARDS, OPPONENT

Season	596	1969
Game	160	11/23/97 at New England
	151	12/2/84 vs. L.A. Raiders
	151	11/18/01 vs. N.Y. Jets

FEWEST INTERCEPTION RETURN YARDS, OPPONENT

Season	100	1985
---------------	-----	------

PENALTIES

MOST PENALTIES

Season	137	2017, 1,154 yards
Game	18	10/9/05 at Buffalo
	17	11/19/17 vs. Tampa Bay

MOST YARDS PENALIZED

Season	1,154	2017, on 137
Game	149	10/12/03 at Jacksonville
	145	12/31/17 vs. Buffalo
	143	10/1/95 at Cincinnati

FEWEST PENALTIES

Season	48	1968, 485 yards
Game	0	12/23/67 vs. Houston
	0	12/8/68 vs. Boston
	0	9/29/91 at N.Y. Jets
	*0	1/10/93 vs. San Diego
	0	12/21/98 vs. Denver
	0	9/15/13 at Indianapolis

FEWEST YARDS PENALIZED

Season	416	1973, on 52
Game	0	12/23/67 vs. Houston
	0	12/8/68 vs. Boston
	0	9/29/91 at N.Y. Jets
	*0	1/10/93 vs. San Diego
	0	12/21/98 vs. Denver
	0	9/15/13 at Indianapolis

MOST PENALTIES, OPPONENT

Season	122	2017, 1,077 yards
Game	19	12/22/85 vs. Buffalo
	17	10/18/87 at N.Y. Jets
	15	10/9/83 vs. Buffalo

MOST YARDS PENALIZED, OPPONENT

Season	1,084	2019, on 111
Game	163	10/4/15 vs. N.Y. Jets (at London)
	156	9/20/69 at Oakland
	144	11/5/67 at Buffalo

FEWEST PENALTIES, OPPONENT

Season	59	1967, 691 yards
Game	0	10/4/20 vs. Seattle

FEWEST YARDS PENALIZED, OPPONENT

Season	525	1974, on 67
Game	0	10/4/20 vs. Seattle

MOST PENALTIES, BOTH TEAMS

Season	259	2017, 2,231 yards
Game	26	12/22/85 vs. Buffalo
	26	11/19/17 vs. Tampa Bay
	25	10/9/05 at Buffalo

MOST YARDS PENALIZED, BOTH TEAMS

Season	2,231	2017, on 259
Game	243	10/4/15 vs. N.Y. Jets (at London)
	230	10/3/70 vs. Oakland
	227	11/30/69 vs. Boston (at Tampa)

FEWEST PENALTIES, BOTH TEAMS

Season	112	1967, 1,181 yards
Game	2	12/23/67 vs. Houston
	2	11/11/73 vs. Baltimore
	2	12/12/82 at New England

FEWEST YARDS PENALIZED, BOTH TEAMS

Season	1,032	1973, on 113
Game	10	11/11/73 vs. Baltimore
	10	12/12/82 at New England
	13	9/15/13 at Indianapolis

PUNTING

MOST PUNTS

Season	99	2004
Game	11	12/7/03 at New England

MOST PUNT YARDS

Season	4,380	2015, 47.6 average
Game	564	12/12/10 at N.Y. Jets
	501	12/22/13 at Buffalo

FEWEST PUNTS

Season	44	1972
Game	0	9/23/79 vs. Chicago
	0	10/12/86 vs. Buffalo
	0	12/12/88 vs. Cleveland
	0	12/28/03 vs. N.Y. Jets

MOST PUNTS, OPPONENT

Season	102	2004
Game	11	11/11/73 vs. Baltimore
	11	12/7/03 at New England

MOST PUNT YARDS, OPPONENT

Season	4,313	2011, 45.4 average
Game	475	9/20/98 vs. Pittsburgh

FEWEST PUNTS, OPPONENT

Season	52	1967
Game	0	12/17/67 vs. Boston
	0	9/21/97 at Tampa Bay
	0	11/7/10 at Baltimore
	0	9/29/19 vs. L.A. Chargers
	1	21 times, last 11/8/20 at Arizona

MOST PUNTS, BOTH TEAMS

Season	201	2004
Game	22	12/7/03 at New England

FEWEST PUNTS, BOTH TEAMS

Season	116	1995
Game	1	10/12/86 vs. Buffalo
	2	9/23/79 vs. Chicago
	2	12/12/88 vs. Cleveland

HIGHEST PUNTING AVERAGE

Season	49.7	2012, 76 punts
x-Game	58.8	9/23/12 vs. N.Y. Jets

HIGHEST PUNTING AVERAGE, OPPONENT

Season	46.7	2008, 61 punts
x-Game	56.7	11/24/13 vs. Carolina

x - minimum 4 punts

PUNT RETURNS

MOST PUNT RETURNS

Season	55	1983, 581 yards
Game	7	10/19/69 at Kansas City
	7	9/19/04 at Cincinnati
	7	11/24/13 vs. Carolina

MOST PUNT RETURN YARDS

Season	581	1983, 55 returns
Game	123	10/19/69 at Kansas City
	123	12/13/93 vs. Pittsburgh

MOST PUNT RETURNS, OPPONENT

Season	50	2015, 526 yards
Game	9	12/12/10 at N.Y. Jets
	8	9/9/66 vs. N.Y. Jets
	8	12/24/05 vs. Tennessee

MOST PUNT RETURN YARDS, OPPONENT

Season	526	2015, 50 returns
Game	116	12/16/18 at Minnesota
	115	10/12/80 at New England
	113	11/16/08 vs. Oakland

KICKOFF RETURNS

MOST KICKOFF RETURNS

Season	78	2007, 1,552 yards
Game	9	9/18/66 at Buffalo
	9	9/7/86 at San Diego
	*9	1/12/91 at Buffalo
	*9	1/15/00 at Jacksonville
	9	12/2/07 vs. N.Y. Jets

MOST KICKOFF RETURN YARDS

Season	1,739	2009, 75 returns
Game	299	11/1/09 at N.Y. Jets
	245	12/5/71 at New England

MOST KICKOFF RETURNS, OPPONENT

Season	85	1995, 1,782 yards
Game	9	11/24/77 at St. Louis
	9	9/3/95 vs. N.Y. Jets

MOST KICKOFF RETURN YARDS, OPPONENT

Season	1,782	1995, 85 returns
Game	251	12/12/94 vs. Kansas City
	248	9/21/08 at New England

SACKS

MOST SACKS

Season	49.0	1983, 363 yards
	49.0	2005, 375 yards
Game	9.0-59.0	10/21/73 vs. Buffalo
	8.0-61.0	9/20/81 at Houston
	8.0-57.0	9/13/98 vs. Buffalo
	8.0-47.0	12/6/98 at Oakland
	8.0-34.0	11/28/04 at San Francisco
	8.0-53.0	11/23/06 at Detroit
	8.0-55.0	9/30/12 at Arizona

FEWEST SACKS

Season	16.0	1966, 180 yards
---------------	------	-----------------

MOST SACKS, OPPONENT

Season	58.0	2013, 399 yards and 2019, 313 yards
Game	9.0-53.0	10/17/99 at New England
	9.0-60.0	12/11/11 vs. Philadelphia
	9.0-71.0	12/16/18 at Minnesota

FEWEST SACKS, OPPONENT

Season	7.0	1988, 41 yards
---------------	-----	----------------

MOST CONSECUTIVE GAMES WITH NO SACKS ALLOWED

19 5th through 16th in 1988 and 1st through 7th in 1989

MOST SACKS, BOTH TEAMS

Season	100.0	2013, 671 yards
---------------	-------	-----------------

FEWEST SACKS, BOTH TEAMS

Season	31.0	1988, 208 yards
---------------	------	-----------------

FUMBLES

MOST FUMBLES

Season	42	2004
Game	8	12/9/07 at Buffalo
	7	10/6/96 vs. Seattle

MOST FUMBLES LOST

Season	20	1985
---------------	----	------

Game	5-5	9/25/83 vs. Kansas City
	*6-5	1/15/00 at Jacksonville
	4-4	10/15/67 at Boston
	5-4	11/15/70 vs. New Orleans
	4-4	9/19/71 at Denver
	*5-4	1/12/86 vs. New England
	4-4	9/7/86 at San Diego
	5-4	10/18/90 vs. New England
	4-4	12/27/98 at Atlanta

FEWEST FUMBLES

Season	12	2000
---------------	----	------

MOST FUMBLES, OPPONENT

Season	38	1971, 1983
Game	7	11/7/71 vs. Buffalo
	7	9/18/77 at Buffalo
	7	10/23/83 at Baltimore
	7	12/4/94 vs. Buffalo

MOST FUMBLES LOST, OPPONENT

Season	21	1971, 1978
---------------	----	------------

TAKEAWAY/GIVEAWAY

BEST RATIO

Season	+23	1978, 53 TAs, 30 GAs
	+18	1972, 46 TAs, 28 GAs

WORST RATIO

Season	-18	1989, 23 TAs, 41 GAs
	-17	2004, 25 TAs, 42 GAs

MOST TAKEAWAYS

Season	53	1978, 21 FRs, 32 INTs
	46	1966, 15 FRs, 31 INTs
	46	1972, 20 FRs, 26 INTs

FEWEST TAKEAWAYS

Season	15	2017, 6 FRs, 9 INTs
---------------	----	---------------------

MOST TAKEAWAYS, OPPONENT

Season	44	1967, 16 FRs, 28 INTs
---------------	----	-----------------------

FEWEST TAKEAWAYS, OPPONENT

Season	13	2008, 6 FRs, 7 INTs
---------------	----	---------------------

BLOCKED PUNTS

MOST BLOCKED PUNTS

Season	3	2014
---------------	---	------

ALL-TIME LEADERS

(**boldface** indicates active player)

RUSHING

	PLAYER	YEARS	NO.	YDS.	AVG.	LG	TD
1.	Larry Csonka	1968-74, 1979	1,506	6,737	4.5	54t	53
2.	Ricky Williams	2002-03, 2005, 2007-10	1,509	6,436	4.3	68t	48
3.	Ronnie Brown	2005-10	1,128	4,815	4.3	65t	36
4.	Mercury Morris	1969-75	754	3,877	5.1	70t	29
5.	Jim Kiick	1968-74	997	3,644	3.7	56	28
6.	Tony Nathan	1979-87	732	3,543	4.8	46	16
7.	Karim Abdul-Jabbar	1996-99	888	3,063	3.4	45	33
8.	Lamar Miller	2012-15	638	2,930	4.6	97t	19
9.	Mark Higgs	1990-94	702	2,648	3.8	31	14
10.	Delvin Williams	1978-80	643	2,632	4.1	65	13
11.	Andra Franklin	1981-84	622	2,232	3.6	29	22
12.	Benny Malone	1974-78	503	2,129	4.2	66t	16
13.	Lamar Smith	2000-01	622	2,107	3.4	68t	20
14.	Reggie Bush	2011-12	443	2,072	4.7	76t	12
15.	Bernie Parmalee	1992-98	513	1,959	3.8	47t	15
16.	Lorenzo Hampton	1985-89	500	1,949	3.9	54t	22
17.	Jay Ajayi	2015-17	447	1,924	4.3	62t	9
18.	Sammie Smith	1989-91	509	1,787	3.5	33	15
19.	Woody Bennett	1980-88	419	1,744	4.2	25	9
20.	Kenyan Drake	2016-19	333	1,532	4.6	66t	9
21.	Don Nottinghams	1973-77	365	1,524	4.2	56	25
22.	Norm Bulaich	1975-79	340	1,498	4.4	63	17
23.	Daniel Thomas	2011-14	409	1,480	3.6	55	10
24.	Gary Davis	1976-79	317	1,389	4.4	65t	7
25.	Troy Stradford	1987-90	343	1,332	3.9	51	10
26.	Ryan Tannehill	2012-18	248	1,210	4.9	48	6
27.	Travis Minor	2001-06	277	1,133	4.1	56t	8
28.	Ron Davenport	1985-89	274	1,127	4.1	64	13
29.	Terry Kirby	1993-95	287	1,037	3.6	38	9
30.	Bob Griese	1967-80	261	994	3.8	35	7
31.	Sammy Morris	2004-06	240	981	4.1	55	8
32.	Irving Spikes	1994-97	252	934	3.7	49	8
33.	Leroy Harris	1977-78	214	929	4.3	77t	6
34.	Jay Fiedler	2000-04	201	834	4.1	30	11
35.	David Woodley	1980-83	173	771	4.5	29	9
36.	J.J. Johnson	1999-01	219	748	3.4	34	5

RUSHING

	PLAYER	YEARS	NO.	YDS.	AVG.	LG	TD
37.	Frank Gore	2018	156	722	4.6	39	0
38.	Myles Gaskin	2019-20	178	717	4.0	27	4
39.	Joe Carter	1984-86	118	589	5.0	35	1
40.	Stan Mitchell	1966-70	173	548	3.1	30	4
41.	Joe Auer	1966-67	165	544	3.3	41	5
42.	Marc Logan	1989-91	140	523	3.7	17	2
43.	Jesse Chatman	2005, 2007	128	515	4.0	30	1
44.	John Avery	1998-99	143	503	3.5	44	2
45.	Damien Williams	2014-17	133	477	3.6	69	3
46.	Bobby Humphrey	1992	102	471	4.6	21	1
47.	Hubert Ginn	1970-75	101	415	4.1	46	3
48.	Cecil Collins	1999	131	414	3.2	25t	2
49.	Ryan Fitzpatrick	2019-20	84	394	4.7	20	6
50.	David Overstreet	1983	85	392	4.6	44	1
51.	Keith Byars	1993-96	98	377	3.8	77t	6
52.	Chris Chambers	2001-07	41	355	8.7	61	0
53.	Kalen Ballage	2018-19	110	326	3.0	75t	4
54.	Salvon Ahmed	2020	75	319	4.3	31	3
55.	Sam Price	1966-68	82	313	3.8	38	1
56.	Abner Haynes	1967	56	274	4.9	65t	2
57.	Lousaka Polite	2008-10	86	270	3.1	14	1
58.	Cookie Gilchrist	1966	72	262	3.6	22	0
59.	Matt Breida	2020	59	254	4.3	24	0
60.	Terry Robiskie	1980-81	78	250	3.2	36	2
61.	Nat Moore	1974-86	40	249	6.2	36	1
62.	Patrick Laird	2019-20	75	240	3.2	18	1
63.	Steve Howell	1979-81	68	235	3.4	23	1
64.	Billy Joe	1966	71	232	3.3	14	0
65.	Charles Leigh	1971-74	48	228	4.8	34t	1
66.	Tom Vigorito	1981-85	54	215	4.0	33t	2
	Stan Winfrey	1975-77	55	215	3.9	13	1
68.	Stanley Pritchett	1996-99	63	211	3.3	25	2
69.	Eddie Hill	1981-84	52	209	4.0	24	1
70.	Autry Denson	1999-00	59	206	3.5	20	0
71.	Mark Walton	2019	53	201	3.8	19	0
72.	Ronald Scott	1987	47	199	4.2	24	3
73.	Jack Harper	1967-68	41	197	4.8	37t	1
74.	Chad Henne	2008-11	66	196	3.0	20	2
75.	Freddie Solomon	1975-77	14	190	13.6	59t	1
76.	Jerris McPhail	1996-97	23	174	7.6	71t	1
77.	James McKnight	2001-03	15	172	11.5	68t	1
78.	Patrick Cobbs	2006-10	37	171	4.6	44	2
79.	Paul Warfield	1970-74	16	166	10.4	39	0
80.	Pete Johnson	1984	68	159	2.3	9	9
	Larry Seiple	1967-77	16	159	9.9	34	0
82.	Knowshon Moreno	2014	31	148	4.8	15	1
83.	Jim Jensen	1981-92	26	142	5.5	23	0
84.	Leonard Henry	2002-04	46	141	3.1	53	0
85.	George Wilson	1966	27	137	5.1	37	0
86.	Thurman Thomas	2000	28	136	4.9	25	0
87.	Rick Casares	1966	43	135	3.1	10	0
88.	Ray Lucas	2001-02	44	132	3.0	17	3
89.	Tony Paige	1990-92	49	131	2.7	11	3
90.	Lex Hilliard	2009-11	39	130	3.3	18	2
91.	Lorenzo Booker	2007	28	125	4.5	22	0
92.	Ted Ginn, Jr.	2007-09	16	124	7.8	40t	2
	Damon Huard	1997-00	28	124	4.4	25	0
94.	Jonas Gray	2015	31	122	3.9	16	0
95.	Earl Morrall	1972-76	23	120	5.2	31t	1
96.	Jarvis Landry	2014-17	26	119	4.6	22t	1
97.	Rob Konrad	1999-04	38	114	3.0	18t	1
98.	Aaron Craver	1991-94	29	110	3.8	19	1
99.	Cleo Lemon	2005-07	34	109	3.2	11	4
	Tua Tagovailoa	2020	36	109	3.0	17	3
101.	Mark Clayton	1983-92	14	108	7.7	30	0
	Gene Milton	1968-69	9	108	12.0	34	0
103.	Robert Edwards	2002	20	107	5.4	19	1
104.	Samkon Gado	2007	35	104	3.0	20t	3
105.	Scott Secules	1989-91	16	103	6.4	17	1
106.	Scott Mitchell	1990-93	29	99	3.4	32	0

RUSHING

	PLAYER	YEARS	NO.	YDS.	AVG.	LG	TD
107.	Kyle Mackey	1987	17	98	5.8	17	2
108.	Brandon Bolden	2018	8	91	11.4	54t	2
109.	Dan Marino	1983-99	301	87	0.3	15	9
110.	DeAndre Washington	2020	28	86	3.1	16	0
111.	Pat White	2009	21	81	3.9	33	0
112.	George Chesser	1966-67	18	77	4.3	19	0
113.	Tyler Thigpen	2009-10	14	74	5.3	12	0
114.	Frank Jackson	1966-67	3	70	23.3	48	0
115.	Chad Pennington	2008-10	33	69	2.1	16	1
116.	Matt Moore	2011-17	46	66	1.4	16	2
117.	Brian Hartline	2009-14	7	65	9.3	30	1
	Larry Izzo	1996-00	2	65	32.5	39	0
119.	Lamar Gordon	2004	35	64	1.8	11	0
	Steve Slaton	2011	17	64	3.8	28	1
121.	Gus Frerotte	2005	27	61	2.3	14	0
	Bob Torrey	1979	13	61	4.7	17	1
	Albert Wilson	2018-19	13	61	4.7	28	0
124.	Clarence Bailey	1987	10	55	5.5	13	0
	Arian Foster	2016	22	55	2.5	9	0
126.	Brock Forsey	2004	19	53	2.8	15	0
127.	O.J. McDuffie	1993-01	15	49	3.3	12	0
	Mike Wallace	2013-14	7	49	7.0	13	0
129.	Jim Braxton	1978	20	48	2.4	15	2
130.	Nick Giaquinto	1980-81	8	47	5.9	20	0
131.	Mark Konecny	1987	6	46	7.7	19	0
132.	John Tagliaferri	1987	13	45	3.5	7	1
133.	Lawrence Phillips	1997	18	44	2.4	8	0
134.	Jakeem Grant Sr.	2016-20	12	43	3.6	29	1
135.	Bernie Kosar	1994-96	9	42	4.7	17	1
136.	Rickey Isom	1987	9	41	4.6	8	1
	Rick Norton	1966-69	19	41	2.2	13	0
138.	James Saxon	1992-94	17	36	2.1	9	0
139.	Duriel Harris	1976-83, 1985	3	33	11.0	20	0
	Jordan Howard	2020	28	33	1.2	8	4
	Matt Turk	2000-01, 2003-04	4	33	8.3	23	0
142.	Lynn Bowden Jr.	2020	9	32	3.6	11	0
	Jay Cutler	2017	19	32	1.7	9	0
	Trent Green	2007	7	32	4.6	23	0
145.	Rich Diana	1982	8	31	3.9	7	0
146.	Davone Bess	2008-12	7	30	4.3	13	0
	Senorise Perry	2017-18	8	30	3.8	12	0
148.	Tom Brown	1987-89	16	29	1.8	6	0
149.	Lee Suggs	2006	6	26	4.3	7	0
	Marcus Thigpen	2012-13	7	26	3.7	9	0
151.	Marlon Moore	2010-13	2	25	12.5	16	0
152.	Craig Erickson	1996-98	15	24	1.6	12	0
	Joey Harrington	2006	19	24	1.3	7	0
	John Stofa	1966-67, 1969-70	7	24	3.4	14	1
155.	Marty Booker	2004-07	6	23	3.8	18	0
	Clayton Fejedelem	2020	2	23	11.5	22	0
157.	Isaiah Pead	2016	8	22	2.8	4	0
158.	Joe Cribbs	1988	5	21	4.2	11	0
	Mike Gillislee	2013-14	6	21	3.5	6	0
	Brock Osweiler	2018	8	21	2.6	7	0
	Dedric Ward	2001-02	2	21	10.5	16	0
162.	Daunte Culpepper	2006	10	20	2.0	7	1
	Don Strock	1974-87	51	20	0.4	18	2
164.	Brandon Marshall	2010-11	3	16	5.3	13	0
	Samaje Perine	2019	5	16	3.2	9	0
166.	Charles Clay	2011-14	7	15	2.1	13	1
	Brian Griese	2003	5	15	3.0	9	0
168.	Leonte Carroo	2016-18	1	14	14.0	14	0
	MarQueis Gray	2016-17	5	14	2.8	5	0
	Garrett Limbrick	1990	5	14	2.8	5	0
171.	A.J. Feeley	2004-05	14	13	0.9	7t	1
	Jovorskie Lane	2012	13	13	1.0	4	2
	Josh Rosen	2019	3	13	4.3	6	0
	Tom Orosz	1981-82	1	13	13.0	13	0
	Gary Tucker	1968	4	13	3.3	7	0
176.	John Beck	2007-08	9	12	1.3	8	1
	Marlin Briscoe	1972-74	3	12	4.0	17	0

RUSHING

PLAYER	YEARS	NO.	YDS.	AVG.	LG	TD
Charles Jordan	1996-98	3	12	4.0	16	0
Ron Moore	1998	4	12	3.0	4	0
180. Terry Anderson	1977-78	1	11	11.0	11	0
Terry Cole	1971	3	11	3.7	4	0
Isaiah Ford	2019-20	1	11	11.0	11	0
Cleveland Gary	1994	7	11	1.6	4	0
184. Nuu Faola	1989	2	10	5.0	5	0
Pete Roth	1987	3	10	3.3	9	0
186. LaMichael James	2014-15	3	9	3.0	5	0
Vick King	2004	4	9	2.3	3	0
188. David Fales	2017	4	8	2.0	3	1
Randy McMichael	2002-06	1	8	8.0	8	0
190. Jimmy Hines	1969	1	7	7.0	7	0
John Kidd	1994-97	2	7	3.5	4	0
Hendrick Lusk	1998	1	7	7.0	7	0
Rishard Matthews	2012-15	2	7	3.5	4	0
194. Kevin Curtis	2010	1	6	6.0	6	0
Todd Doxzon	1998	2	6	3.0	3	0
Craig Ellis	1986	3	6	2.0	2	0
Tony Martin	1989-93, 1999-00	4	6	1.5	8	0
De'Lance Turner	2019	4	6	1.5	5	0
Dick Wood	1966	5	6	1.2	7	1
200. Reagan Mauia	2007	4	5	1.3	3	0
Malcolm Perry	2020	3	5	1.7	6	0
Sage Rosenfels	2002-05	9	5	0.6	12	0
Kory Sheets	2009-10	1	5	5.0	5	0
Don Testerman	1980	1	5	5.0	5	0
Wes Welker	2004-06	1	5	5.0	5	0
Robert Wilson	1994-96	2	5	2.5	5	0
207. Clyde Gates	2011	1	4	4.0	4	0
Nate Jacquet	1998-99	1	4	4.0	4	0
Clive Walford	2019	0	4	0.0	4	0
210. Fred Banks	1987-93	1	3	3.0	3	0
Chris Clemons	2009-13	1	3	3.0	3	0
Larry Cowan	1982	1	3	3.0	3	0
Roosevelt Potts	1997	1	3	3.0	3	0
Leslie Shepherd	2000	4	3	0.8	14	0
215. Orleans Darkwa	2014	4	2	0.5	7	0
Bruce Hardy	1978-89	1	2	2.0	2	0
Larry Johnson	2011	1	2	2.0	2	0
Ray Nealy	1997	1	2	-2.0	2	0
Matt Haack	2017-20	1	2	2.0	2	0
220. Greg Camarillo	2007-09	2	1	0.5	6	0
JP Losman	2011	2	1	0.5	1	0
222. Matt Darr	2015-16	1	0	0.0	0	0
Jim Del Gaizo	1972, 1975	1	0	0.0	0	0
Heath Evans	2005	1	0	0.0	0	0
Brandon Fields	2007-14	3	0	0.0	0	0
Kim Hammond	1968	1	0	0.0	0	0
Clayton Heath	1976	1	0	0.0	0	0
Donnie Jones	2005-06	2	0	0.0	0	0
Barry Pryor	1969-70	2	0	0.0	5	0
230. Doug Pederson	1993	2	-1	-0.5	5	0
231. Danny Amendola	2018	1	-2	-2.0	-2	0
Obafemi Ayanbadejo	2003	1	-2	-2.0	-2	0
Guy Benjamin	1978-79	1	-2	-2.0	-2	0
Bert Emanuel	2000	3	-2	-0.7	0	0
Mike Michel	1977	1	-2	-2.0	-2	0
Doug Moreau	1966-69	1	-2	-2.0	-2	0
Scott Zolak	1999	2	-2	-1.0	-1	0
238. Jack Clancy	1967-69	3	-4	-1.3	2	0
Steve DeBerg	1993	4	-4	-1.0	-1	0
Irving Fryar	1993-95	3	-4	-1.3	2	0
241. Olindo Mare	1997-06	1	-5	-5.0	-5	0
242. George Roberts	1978-80	1	-7	-7.0	-7	0
243. Reggie Roby	1983-92	5	-8	-1.6	0	0
244. George Mira	1971	6	-9	-1.5	3	0
245. Mark Duper	1982-92	1	-10	-10.0	-10	0
246. Ferrell Edmunds	1988-92	2	-15	-7.5	-4	0
247. Karl Noonan	1966-71	2	-20	-10.0	-9	0

PASSING

PLAYER	YEARS	ATT.	COMP.	YDS.	PCT.	TD	INT	RATE
1. Dan Marino	1983-99	8,358	4,967	61,361	59.4	420	252	86.4
2. Bob Griese	1967-80	3,429	1,926	25,092	56.2	192	172	77.1
3. Ryan Tannehill	2012-18	2,911	1,829	20,434	62.8	123	75	87.0
4. Jay Fiedler	2000-04	1,603	936	11,040	58.4	66	63	76.8
5. Chad Henne	2008-11	1,065	646	7,114	60.7	31	37	75.7
6. David Woodley	1980-83	961	508	5,928	52.9	34	42	65.4
7. Ryan Fitzpatrick	2019-20	769	494	5,620	64.2	33	21	89.0
8. Don Strock	1974-87	688	388	4,613	56.4	39	37	73.5
9. Matt Moore	2011-17	591	359	4,298	60.7	29	19	86.0
10. Chad Pennington	2008-10	552	373	4,085	67.6	20	9	94.5
11. Gus Frerotte	2005	494	257	2,996	52.0	18	13	71.9
12. Jay Cutler	2017	429	266	2,666	62.0	19	14	80.8
13. Earl Morrall	1972-76	284	153	2,335	53.9	17	17	76.2
14. Joey Harrington	2006	388	223	2,236	57.5	12	15	68.2
15. Cleo Lemon	2005-07	377	211	2,185	56.0	8	7	72.2
16. A.J. Feeley	2004-05	356	191	1,893	53.7	11	15	61.7
17. Tua Tagovailoa	2020	290	186	1,814	64.1	11	5	87.1
18. Scott Mitchell	1990-93	241	135	1,805	56.0	12	9	81.0
19. Rick Norton	1966-69	377	156	1,751	41.4	6	30	28.1
20. Damon Huard	1997-00	288	170	1,691	59.0	9	8	74.6
21. Steve DeBerg	1993	188	113	1,521	60.1	6	7	81.0
22. Brock Osweiler	2018	178	113	1,247	63.5	6	4	86.0
23. Ray Lucas	2001-02	163	94	1,090	57.7	4	6	70.8
24. Dick Wood	1966	230	83	993	36.1	4	14	30.6
25. Trent Green	2007	141	85	987	60.3	5	7	72.6
Bernie Kosar	1994-96	152	105	987	69.1	5	6	81.2
27. Craig Erickson	1996-98	127	68	945	53.5	4	3	78.4
28. Daunte Culpepper	2006	134	81	929	60.4	2	3	77.0
29. John Stofa	1966-67, 1969-70	135	61	862	45.2	7	6	65.1
30. Brian Griese	2003	130	74	813	56.9	5	6	69.2
31. Sage Rosenfels	2002-05	109	54	776	49.5	6	6	68.4
32. George Wilson, Jr.	1966	112	46	764	41.1	5	10	42.4
33. Kyle Mackey	1987	109	57	604	52.3	3	5	58.8
34. Josh Rosen	2019	109	58	567	53.2	1	5	52.0
35. John Beck	2007-08	107	60	559	56.1	1	3	62.0
36. Tyler Thigpen	2009-10	70	37	518	52.9	3	4	67.4
37. Scott Secules	1989-92	70	33	393	47.1	2	5	44.5
38. David Fales	2017	43	29	265	67.4	1	1	82.0
39. Jim Del Gaizo	1972, 1975	9	5	165	55.6	2	1	100.5
40. George Mira	1971	30	11	159	36.7	1	1	51.9
41. Ron Jaworski	1987-88	14	9	123	64.3	1	0	116.1
42. Guy Benjamin	1978-79	12	9	119	75.0	1	1	99.0
43. Kim Hammond	1968	26	13	116	50.0	0	2	30.3
44. Jim Jensen	1981-92	7	4	102	57.1	2	0	141.4
45. Marlin Briscoe	1972-74	4	3	72	75.0	0	0	116.7
Albert Wilson	2018-19	3	2	72	66.7	1	0	149.3
47. Larry Seiple	1967-77	3	3	69	100.0	0	0	118.8
48. Ronnie Brown	2005-10	12	4	63	33.3	2	0	91.3
49. Tony Nathan	1979-87	8	4	61	50.0	1	0	115.1
50. JP Losman	2011	10	6	60	60.0	0	0	77.1
51. Marty Booker	2004-07	3	1	48	33.3	0	0	81.9
Mark Clayton	1983-92	2	1	48	50.0	1	1	95.8
53. Doug Pederson	1993	8	4	41	50.0	0	0	65.1
54. Jim Kiick	1968-74	3	2	38	66.7	0	0	109.7
55. Lynn Bowden Jr.	2020	2	1	32	50.0	0	0	95.8
56. Terry Kirby	1993-95	1	1	31	100.0	1	0	158.3
Nat Moore	1974-86	2	1	31	50.0	0	0	95.8
58. Danny Amendola	2018	1	1	28	100.0	1	0	158.3
59. Jack Clancy	1967-69	1	1	17	100.0	0	0	118.8
60. Eddie Hill	1981-84	2	1	14	50.0	0	0	72.9
61. Keith Byars	1993-96	2	1	11	50.0	1	0	106.3
Archie Roberts	1967	10	5	11	50.0	0	1	16.7
63. Jarvis Landry	2014-17	3	1	9	33.3	0	0	42.4
64. Scott Stankavage	1987	7	4	8	57.1	0	1	22.6
65. Troy Stradford	1987-90	2	1	6	50.0	0	0	56.3
66. Kenny Stills	2015-18	1	1	3	100.0	1	0	118.8
67. Matt Haack	2017-20	3	1	1	33.3	1	1	42.4
68. Brandon Fields	2007-14	1	0	0	0.0	0	0	39.6
MarQueis Gray	2016-17	1	0	0	0.0	0	0	39.6
Bruce Hardy	1978-89	1	0	0	0.0	0	0	39.6

PASSING

PLAYER	YEARS	ATT.	COMP.	YDS.	PCT.	TD	INT	RATE
Booth Lusteg	1967	1	0	0	0.0	0	0	39.6
Brandon Marshall	2010-11	1	0	0	0.0	0	0	39.6
Tony Martin	1989-93, 99-00	1	0	0	0.0	0	0	39.6
Dan McGwire	1995	1	0	0	0.0	0	0	39.6
Lamar Smith	2000-01	1	0	0	0.0	0	0	39.6
Freddie Solomon	1975-77	1	0	0	0.0	0	0	39.6
Mike Wallace	2013-14	1	0	0	0.0	0	0	39.6
Pat White	2009	5	0	0	0.0	0	0	39.6
Delvin Williams	1978-80	3	0	0	0.0	0	0	39.6
Ricky Williams	2002-03, 2005, 2007-10	1	0	0	0.0	0	1	0.0
Scott Zolak	1999	4	0	0	0.0	0	0	39.6

RECEIVING

	PLAYER	YEARS	NO.	YDS.	AVG.	LG	TD
1.	Mark Clayton	1983-92	550	8,643	15.7	78t	81
2.	Mark Duper	1982-92	511	8,869	17.4	85t	59
3.	Nat Moore	1974-86	510	7,546	14.8	79t	74
4.	O.J. McDuffie	1993-01	415	5,074	12.2	61t	29
5.	Chris Chambers	2001-07	405	5,688	14.0	77t	43
6.	Jarvis Landry	2014-17	400	4,038	10.1	71	22
7.	Tony Nathan	1979-87	383	3,592	9.4	73	16
8.	Davone Bess	2008-12	321	3,447	10.7	41	12
9.	Brian Hartline	2009-14	298	4,243	14.2	80t	12
	DeVante Parker	2015-20	298	4,212	14.1	56t	22
11.	Randy McMichael	2002-06	283	3,096	10.9	46	18
12.	Duriel Harris	1976-83, 1985	269	4,534	16.9	64t	18
13.	Bruce Hardy	1978-89	256	2,455	9.6	31	25
14.	Jim Jensen	1981-92	229	2,171	9.5	31	19
15.	Oronde Gadsden	1998-03	227	3,252	14.3	62	22
16.	Jim Kiick	1968-74	221	2,210	10.0	53t	3
17.	Howard Twilley	1966-76	212	3,064	14.5	44	23
18.	Tony Martin	1989-93, 1999-00	202	3,152	15.6	80t	14
19.	Irving Fryar	1993-95	199	3,190	16.0	67t	20
20.	Ricky Williams	2002-03, 2005, 2007-10	197	1,431	7.3	59	6
21.	Marty Booker	2004-07	194	2,627	13.5	60t	11
22.	Anthony Fasano	2008-12, 2017	189	2,211	11.7	35t	24
23.	Ronnie Brown	2005-10	184	1,491	8.1	43	2
24.	Brandon Marshall	2010-11	167	2,228	13.3	65t	9
25.	Keith Byars	1993-96	166	1,433	8.6	34	10
26.	Kenny Stills	2015-18	164	2,566	15.6	75t	24
27.	Charles Clay	2011-14	161	1,809	11.2	67	14
28.	Troy Stradford	1987-90	159	1,373	8.6	36	2
29.	Paul Warfield	1970-74	156	3,355	21.5	86t	33
30.	Terry Kirby	1993-95	155	1,646	10.6	47	6
31.	Keith Jackson	1992-94	146	1,880	12.9	57t	18
32.	Bernie Parmalee	1992-98	144	1,306	9.1	35	3
33.	Mike Wallace	2013-14	140	1,792	12.8	57	15
	Tony Paige	1990-92	140	1,115	8.0	30	6
35.	Karl Noonan	1966-71	136	1,798	13.2	51t	17
36.	Ted Ginn, Jr.	2007-09	128	1,664	13.0	64	5
37.	Troy Drayton	1996-99	127	1,511	11.9	51	8
38.	Mike Gesicki	2018-20	126	1,475	11.7	70	11
39.	Lorenzo Hampton	1985-89	123	954	7.8	39t	6
40.	Jim Mandich	1970-77	121	1,406	11.6	44	23
41.	Ferrell Edmunds	1988-92	117	1,612	13.8	80t	10
	Lamar Miller	2012-15	117	887	7.6	54t	3
43.	Kenyan Drake	2016-19	116	936	8.1	52t	6
44.	Greg Camarillo	2007-09	113	1,325	11.7	64t	4
45.	Joe Rose	1980-85	112	1,493	13.3	50	13
46.	Rob Konrad	1999-04	111	854	7.7	25	6
47.	Norm Bulaich	1975-79	109	752	6.9	59t	6
48.	James McKnight	2001-03	107	1,497	14.0	80t	7
	Rishard Matthews	2012-15	107	1,396	13.0	53t	8
50.	Fred Banks	1987-93	99	1,555	15.7	61	8
51.	Stanley Pritchett	1996-99	98	798	8.1	74t	6
52.	Wes Welker	2004-06	96	1,121	11.7	47	1
53.	Dan Johnson	1983-87	94	1,012	10.8	61t	16
54.	Jimmy Cefalo	1978-84	93	1,739	18.7	69t	13
	Ron Davenport	1985-89	93	801	8.6	29	4
56.	Larry Csonka	1968-74, 1979	91	688	7.6	65	4

RECEIVING

	PLAYER	YEARS	NO.	YDS.	AVG.	LG	TD
57.	Jakeem Grant Sr.	2016-20	89	1,008	11.3	65t	5
58.	Mark Ingram	1993-94	88	1,213	13.8	77t	12
	Jack Clancy	1967-69	88	1,157	13.1	50	3
60.	Damien Williams	2014-17	85	733	8.6	58	6
61.	Lamar Thomas	1996-00	81	1,171	14.5	56t	8
62.	Reggie Bush	2011-12	78	588	7.5	34	3
63.	Karim Abdul-Jabbar	1996-99	77	527	6.8	36t	1
64.	Dion Sims	2013-16	74	699	9.4	38	8
	Gary Davis	1976-79	74	592	8.0	34	1
66.	Larry Seiple	1967-77	73	934	12.8	41t	7
	Doug Moreau	1966-69	73	926	12.7	43	6
68.	Delvin Williams	1978-80	70	574	8.2	42	1
69.	Albert Wilson	2018-19	69	742	10.8	75t	5
70.	Andre Tillman	1975-78	66	757	11.5	37t	6
71.	David Martin	2007-08	65	753	11.6	61t	5
72.	Freddie Solomon	1975-77	61	973	16.0	58t	5
	Lamar Smith	2000-01	61	435	7.1	65t	4
74.	Brandon Gibson	2013-14	59	621	10.5	46	4
	Danny Amendola	2018	59	575	9.7	39	1
	Tom Vigorito	1981-85	59	439	7.4	31t	2
77.	James Pruitt	1986-88, 1990-91	58	942	16.2	37	8
78.	Marlin Briscoe	1972-74	57	858	15.1	53	7
79.	Daniel Thomas	2011-14	55	412	7.5	32	3
80.	Jerris McPhail	1996-97	54	544	10.1	52	1
	Bobby Humphrey	1992	54	507	9.4	26	1
82.	Fred Barnett	1996-97	53	728	13.7	66	4
	Derek Hagan	2006-08	53	645	12.2	24	3
84.	Isaiah Ford	2018-20	51	520	10.2	28	0
	Sammy Morris	2004-06	51	340	6.7	44	0
86.	Preston Williams	2019-20	50	716	14.3	47	7
	Travis Minor	2001-06	50	353	7.1	29	1
88.	Derrius Thompson	2003-04	49	718	14.7	36	4
89.	Marv Fleming	1970-74	48	523	10.9	36	4
	Myles Gaskin	2019-20	48	439	9.1	59t	2
	Jay Ajayi	2015-17	48	308	6.4	20	0
92.	Mercury Morris	1969-75	46	491	10.7	50	1
93.	Justin Peelle	2006-07	45	344	7.6	35	3
94.	Eric Green	1995	43	499	11.6	31t	3
	Jordan Cameron	2015-16	43	446	10.4	29	4
96.	Stan Mitchell	1966-70	42	533	12.7	48	5
97.	Julius Thomas	2017	41	388	9.5	27	3
98.	Joe Auer	1966-67	40	481	12.0	68t	6
	Dedric Ward	2001-02	40	381	9.5	22	0
100.	Durham Smythe	2018-20	39	323	8.3	24	2
	Ed Perry	1997-04	39	308	7.9	46	2
	Woody Bennett	1980-89	39	295	7.6	27	3
103.	Gary Clark	1995	37	525	14.2	42t	2
	Mark Higgs	1990-94	37	294	7.9	21	0
105.	Charles Jordan	1996-98	36	640	17.8	44t	3
106.	Leslie Shepherd	2000	35	446	12.7	46t	4
107.	Jed Weaver	2000-02	34	469	13.8	41	5
108.	Randal Hill	1991, 1995-96	33	669	20.3	61	4
	Patrick Laird	2019-20	33	272	8.2	21	0
110.	Allen Hurns	2019	32	416	13.0	27	2
	Patrick Cobbs	2006-10	32	409	12.8	80t	4
	Sammie Smith	1989-91	32	310	9.7	53t	1
	Aaron Craver	1991-94	32	304	9.5	28	0
	Leroy Harris	1977-78	32	240	7.5	57	0
	James Saxon	1992-94	32	192	6.0	25	0
116.	Nick Giaquinto	1980-81	31	230	7.4	25	2
117.	Greg Baty	1990-94	30	377	12.6	32	4
118.	J.J. Johnson	1999-01	29	182	6.3	17	0
	Lousaka Polite	2008-10	29	136	4.7	14	0
120.	Lorenzo Booker	2007	28	237	8.5	22	0
	Lynn Bowden Jr.	2020	28	211	7.5	22	0
122.	Andre Brown	1989-90	27	459	17.0	48t	5
	Dave Kocourek	1966	27	320	11.9	43	2
	Jesse Chatman	2005, 2007	27	161	6.0	22	0
125.	Bo Roberson	1966	26	519	20.0	80t	2
	Lex Hilliard	2009-11	26	210	8.1	18	2

RECEIVING

	PLAYER	YEARS	NO.	YDS.	AVG.	LG	TD
127.	Frank Jackson	1966-67	25	439	17.6	48	3
	Don Nottingham	1973-77	25	213	8.5	29	0
	Ronnie Lee	1979-82, 1984-89	25	167	6.7	41	3
130.	Irving Spikes	1994-97	24	185	7.7	24	2
131.	Kalen Ballage	2018-19	23	119	5.2	31	0
132.	Gene Milton	1968-69	21	322	15.3	49	1
	Mike Williams	1992-95	21	292	13.9	29	0
	Scott Miller	1991-96	21	274	13.0	27	1
	Joey Haynos	2008-09	21	184	8.8	21	3
136.	Bryan Gilmore	2004-05	20	311	15.6	44t	2
	Donald Lee	2003-04	20	220	11.0	25	2
138.	Scott Schwedes	1987-90	19	370	19.5	65t	2
	Brett Perriman	1997	19	309	16.3	26	1
	Greg Jennings	2015	19	208	10.9	31	1
141.	Otto Stowe	1971-72	18	344	19.1	49	3
	Marlon Moore	2010-13	18	300	16.7	57t	2
	Yatil Green	1997-99	18	234	13.0	27	0
	Autry Denson	1999-00	18	133	7.4	28	0
	Robert Edwards	2002	18	126	7.0	14	1
	Hunter Goodwin	1999-01	18	118	6.6	14	1
	Eddie Hill	1981-84	18	106	5.9	16	1
148.	Benny Malone	1974-78	17	234	13.8	43	0
149.	Mack Hollins	2020	16	176	11.0	34	1
	Thurman Thomas	2000	16	117	7.3	15	1
	Abner Haynes	1967	16	100	6.3	22	0
152.	MarQueis Gray	2016-17	15	184	12.3	53	0
	Mark Walton	2019	15	89	5.9	18	0
154.	Tom Brown	1987-89	14	123	8.8	23	0
155.	Billy Joe	1966	13	116	8.9	67	1
	Cookie Gilchrist	1966	13	110	8.5	22	1
	Lamar Gordon	2004	13	74	5.7	25	0
	Terry Robiskie	1980-81	13	60	4.6	15	0
159.	Leonte Carroo	2016-18	12	192	16.0	74t	2
	Adam Shaheen	2020	12	150	12.5	43	3
	Frank Gore	2018	12	124	10.3	24	1
	Nick O'Leary	2018-19	12	123	10.3	19	1
	John Tagliaferri	1987	12	117	9.8	27	0
	Marc Logan	1989-91	12	88	7.3	12	0
	Obafemi Ayanbadejo	2003	12	53	4.4	12	0
166.	Jack Harper	1967-68	11	212	19.3	40	3
	John Roderick	1966-67	11	156	14.2	64	1
	Jim Cox	1968	11	147	13.4	30	0
	Jovorskie Lane	2012	11	79	7.2	24	1
	Joe Carter	1984-86	11	66	6.0	15	0
	Salvon Ahmed	2020	11	61	5.5	13	0
172.	Preston Carpenter	1966	10	127	12.7	42	0
	Steve Howell	1979-81	10	70	7.0	13	0
	Sam Price	1966-68	10	70	7.0	27	1
	John Avery	1998-99	10	67	6.7	19t	1
176.	Nate Jacquet	1998-99	9	140	15.6	29	0
	Marcus Thigpen	2012-13	9	112	12.4	50	1
	Matt Breida	2020	9	96	10.7	31	0
	Leland Douglas	1987	9	92	10.2	17	1
	Malcolm Perry	2020	9	92	10.2	25t	1
181.	Jeff Ogden	2000-01	8	97	12.1	18	1
	Cris Carter	2002	8	66	8.3	15	1
	Lawrence Sampleton	1987	8	64	8.0	19	0
	David Overstreet	1983	8	55	6.9	20	2
	Lorenzo Diamond	2005	8	54	6.8	18	0
	Rick Casares	1966	8	45	5.6	20	1
187.	Bert Emanuel	2000	7	132	18.9	53t	1
	Eddie Chavis	1987	7	108	15.4	27	0
	Loaird McCreary	1976-78	7	88	12.6	30	3
	Brian Manning	1997	7	85	12.1	21	0
	Bill Cronin	1966	7	83	11.9	21	1
	Michael Egnew	2012-13	7	69	9.9	14	0
	Willie Richardson	1970	7	67	9.6	27	1
	Dominique Jones	2016	7	61	8.7	24	1
195.	Vince Heflin	1982-85	6	98	16.3	46t	1
	Arian Foster	2016	6	78	13.0	50	0

RECEIVING

	PLAYER	YEARS	NO.	YDS.	AVG.	LG	TD
	Jonas Gray	2015	6	72	12.0	25	0
	Armon Binns	2012-13	6	67	11.2	21	0
	Roberto Wallace	2010-11	6	62	10.3	19	0
	Brice Butler	2018	6	60	10.0	23t	1
	Stan Winfrey	1975-77	6	55	9.2	16	1
	David Lewis	1987	6	53	8.8	22	1
	Hubert Ginn	1970-75	6	47	7.8	23	0
	Cecil Collins	1999	6	32	5.3	12	0
	Mark Konecny	1987	6	26	4.3	10	0
	Andra Franklin	1981-84	6	15	2.5	6	1
207.	Damon Reilly	1987	5	70	14.0	20	0
	A.J. Derby	2017-18	5	68	13.6	19t	1
	Ronnie Williams	1993-95	5	54	10.8	17	0
	Jake Stoneburner	2015	5	47	9.4	13	2
211.	Mel Baker	1974	4	121	30.3	46t	2
	Elmer Bailey	1980-81	4	105	26.3	39	0
	David Boston	2004-05	4	80	20.0	54	0
	Jabar Gaffney	2012	4	68	17.0	30	0
	Clive Walford	2019	4	57	14.3	19	0
	Brett Carolan	1996	4	48	12.0	21	1
	Jim Braxton	1978	4	47	11.8	19	0
	Samkon Gado	2007	4	47	11.8	35	0
	Tom Boutwell	1969	4	29	7.3	12	0
	DeAndre Washington	2020	4	28	7.0	10	0
	Garrett Limbrick	1990	4	23	5.8	9	0
	Heath Evans	2005	4	17	4.3	5	0
	Jamar Martin	2004	4	15	3.8	7	0
	Charles Leigh	1971-74	4	9	2.3	7	0
225.	Robert Clark	1992	3	59	19.7	45	0
	Gene Mingo	1966-67	3	40	13.3	9	0
	Bill Darnall	1968-69	3	38	12.7	13	0
	Orleans Darkwa	2014	3	31	10.3	17	0
	Kory Sperry	2009	3	31	10.3	13	1
	Brandon London	2008	3	30	10.0	14	0
	Roosevelt Potts	1997	3	27	9.0	13	0
	De'Veon Smith	2017	3	27	9.0	13	0
	Ernest Wilford	2008	3	25	8.3	15	0
	Darian Barnes	2005-06	3	22	7.3	13	0
	Gator Hoskins	2014	3	21	7.0	14	0
	Brandon Bolden	2018	3	13	4.3	9	1
	Anthony Armstrong	2012	3	12	4.0	7	0
	Leonard Henry	2002-04	3	12	4.0	7	0
	Robert Wilson	1994-96	3	8	2.7	3t	1
	Ryan Tannehill	2012-18	3	8	2.7	9	1
241.	Kendall Newson	2003-05	2	55	27.5	37	0
	Ron Sellers	1973	2	54	27.0	42	0
	Mike Caterbone	1987	2	46	23.0	30	0
	Mickey Shuler	2010	2	44	22.0	28	0
	Desmond Clark	2002	2	42	21.0	26	0
	Jim Mertens	1969	2	26	13.0	15	0
	Jimmy Hines	1969	2	23	11.5	22	0
	Rich Diana	1982	2	21	10.5	13	0
	David Woodley	1980-83	2	21	10.5	15t	1
	Antonio Callaway	2020	2	20	10.0	13	0
	Cleveland Gary	1994	2	19	9.5	11	0
	Clyde Gates	2011	2	19	9.5	11	0
	Kevin McKenzie	1999	2	18	9.0	13	0
	Charles Henry	1991	2	17	8.5	9	0
	Brian Kinchen	1988-90	2	15	7.5	12	0
	Deon Dyer	2000-02	2	14	7.0	13	0
	Cliff Russell	2005-06	2	14	7.0	9	0
	Willie Smith	1987	2	13	6.5	8	1
	Chandler Cox	2019-20	2	9	4.5	6	0
	Ronald Scott	1987	2	7	3.5	5	0
	Reagan Mauia	2007	2	5	2.5	5	0
	Casey Cramer	2008	2	3	1.5	2t	1
	Bob Torrey	1979	2	3	1.5	8	0
	Barry Pryor	1969-70	2	-3	-1.5	0	0
	Steve Slaton	2011	2	-3	-1.5	-1	0
266.	Bo Rather	1973, 1978	1	39	39.0	39	0

RECEIVING

PLAYER	YEARS	NO.	YDS.	AVG.	LG	TD
Wes Matthews	1966	1	20	20.0	20	0
Tom Beier	1967, 1969	1	19	19.0	19	0
Legedu Naanee	2012	1	19	19.0	19	0
Robert Baker	1999-02	1	17	17.0	17	0
Mike Holmes	1976	1	11	11.0	11	0
Damian Williams	2014	1	14	14.0	14	0
Ricky Isom	1987	1	11	11.0	11	0
Keith Sims	1990-97	1	9	9.0	9	0
Dick Anderson	1968-77	1	8	8.0	8	0
Ronald Bellamy	2004	1	8	8.0	8	0
Nuu Faola	1989	1	8	8.0	8	0
Vick King	2004	1	8	8.0	8	0
Jeron Mastrud	2011-12	1	8	8.0	8	0
Knowshon Moreno	2014	1	8	8.0	8	0
Vern Den Herder	1971-82	1	7	7.0	7t	1
Aaron Halterman	2007	1	7	7.0	7	0
Kevin Curtis	2010	1	6	6.0	6	0
Lawrence Phillips	1997	1	6	6.0	6	0
Isaiah Pead	2016	1	6	6.0	6	0
George Farmer	1987	1	5	5.0	5	0
George Chesser	1966-67	1	4	4.0	4	0
Dewayne Dotson	1994-95, 1997	1	4	4.0	4	0
Doug Easlick	2004	1	4	4.0	4	0
Senorise Perry	2017-18	1	3	3.0	3	0
Alex Holmes	2005	1	2	2.0	2	0
Frank Wainright	1995-98	1	2	2.0	2t	1
Will Heller	2005	1	1	1.0	1t	1
Ron Moore	1998	1	1	1.0	1	0
Jason Sanders	2018-20	1	1	1.0	1t	1
Christian Wilkins	2019-20	1	1	1.0	1t	1
Michael Deiter	2019-20	1	0	0.0	0	0
Ryan Fitzpatrick	2019-20	1	0	0.0	0	0
Damon Huard	1997-00	1	0	0.0	0	0
Jordan Howard	2020	1	-3	-3.0	-3	0
Dan Marino	1983-99	1	-6	-6.0	-6	0
302. Lee Suggs	2006	0	13	-	13	0
Rex Hadnot	2004-07	0	-2	-	-2	0
Samson Satele	2007-08, 2014	0	-3	-	-3	0

SCORING

PLAYER	YEARS	TD	TDR	TDP	TDRT	FG	PAT	PTS.
1. Olindo Mare	1997-06	0	0	0	0	245	313	1048
2. Garo Yepremian	1970-78	0	0	0	0	165	335	830
3. Pete Stoyanovich	1989-95	0	0	0	0	176	246	774
4. Uwe von Schamann	1979-84	0	0	0	0	101	237	540
5. Dan Carpenter	2008-12	0	0	0	0	127	154	535
6. Mark Clayton	1983-92	82	0	81	1	0	0	492
7. Nat Moore	1974-86	75	1	74	0	0	0	450
8. Mark Duper	1982-92	59	0	59	0	0	0	354
9. Larry Csonka	1968-74, 1979	57	53	4	0	0	0	342
10. Jason Sanders	2018-20	1	0	1	0	77	100	337
11. Ricky Williams	2002-03, 2005, 2007-10	54	48	6	0	0	0	326#
12. Fuad Revez	1985-88	0	0	0	0	53	161	320
13. Chris Chambers	2001-07	43	0	43	0	0	0	260#
14. Caleb Sturgis	2013-14	0	0	0	0	55	74	239
15. Ronnie Brown	2005-10	38	36	2	0	0	0	230#
16. Karim Abdul-Jabbar	1996-99	34	33	1	0	0	0	204
17. Mercury Morris	1969-75	33	29	1	3	0	0	198
Tony Nathan	1979-87	33	16	16	1	0	0	198
Paul Warfield	1970-74	33	0	33	0	0	0	198
20. O.J. McDuffie	1993-01	32	0	29	3	0	0	194#
21. Jim Kiick	1968-74	31	28	3	0	0	0	186
22. Lorenzo Hampton	1985-89	28	22	6	0	0	0	168
23. Andrew Franks	2015-16	0	0	0	0	29	74	161
24. Bruce Hardy	1978-89	25	0	25	0	0	0	150
Don Nottingham	1973-77	25	25	0	0	0	0	150
26. Jarvis Landry	2014-17	24	1	22	1	0	0	148##
27. Anthony Fasano	2008-12, 2017	24	0	24	0	0	0	146#
Kenny Stills	2015-18	24	0	24	0	0	0	146#

SCORING

PLAYER	YEARS	TD	TDR	TDP	TDRT	FG	PAT	PTS.	
29.	Lamar Smith	2000-01	24	20	4	0	0	144	
30.	Norm Bulaich	1975-79	23	17	6	0	0	138	
	Andra Franklin	1981-84	23	22	1	0	0	138	
	Jim Mandich	1970-77	23	0	23	0	0	138	
	Howard Twilley	1966-76	23	0	23	0	0	138	
34.	Oronde Gadsden	1998-03	22	0	22	0	0	132	
	Lamar Miller	2012-15	22	19	3	0	0	132	
	DeVante Parker	2015-20	22	0	22	0	0	132	
37.	Irving Fryar	1993-95	20	0	20	0	0	124##	
38.	Randy McMichael	2002-06	19	0	18	1	0	116#	
39.	Jim Jensen	1981-92	19	0	19	0	0	114	
40.	Keith Jackson	1992-94	18	0	18	0	0	110#	
	Bernie Parmalee	1992-98	18	15	3	0	0	110#	
42.	Duriel Harris	1976-83, 1985	18	0	18	0	0	108	
43.	Ron Davenport	1985-89	17	13	4	0	0	102	
	Karl Noonan	1966-71	17	0	17	0	0	102	
45.	Kenyan Drake	2016-19	16	9	6	1	0	98#	
46.	Keith Byars	1993-96	16	6	10	0	0	96	
	Dan Johnson	1983-87	16	0	16	0	0	96	
	Benny Malone	1974-78	16	16	0	0	0	96	
	Sammie Smith	1989-91	16	15	1	0	0	96	
50.	Terry Kirby	1993-95	15	9	6	0	0	92##	
51.	Reggie Bush	2011-12	15	12	3	0	0	90	
	Charles Clay	2011-14	15	1	14	0	0	90	
	Mark Higgs	1990-94	15	14	0	1	0	90	
	Mike Wallace	2013-14	15	0	15	0	0	90	
55.	Jay Feely	2007	0	0	0	0	21	26	89
	Joe Nedney	1996-97	0	0	0	0	18	35	89
	Cody Parkey	2017	0	0	0	0	21	26	89
58.	Tony Martin	1989-93, 1999-2000	14	0	14	0	0	0	84
	Delvin Williams	1978-80	14	13	1	0	0	0	84
60.	Daniel Thomas	2011-14	13	10	3	0	0	0	80#
61.	Jimmy Cefalo	1978-84	13	0	13	0	0	0	78
	Joe Rose	1980-85	13	0	13	0	0	0	78
	Brian Hartline	2009-14	13	1	12	0	0	0	78
64.	Joe Auer	1966-67	12	5	6	1	0	0	72
	Woody Bennett	1980-88	12	9	3	0	0	0	72
	Davone Bess	2008-12	12	0	12	0	0	0	72
	Mark Ingram	1993-94	12	0	12	0	0	0	72
	Troy Stradford	1987-90	12	10	2	0	0	0	72
69.	Marty Booker	2004-07	11	0	11	0	0	0	70##
70.	Karl Kremser	1969-70	0	0	0	0	13	28	67
71.	Jay Fiedler	2000-04	11	11	0	0	0	0	66
	Mike Gesicki	2018-20	11	0	11	0	0	0	66
	Jakeem Grant Sr.	2016-20	11	1	5	5	0	0	66
74.	Gene Mingo	1966-67	0	0	0	0	11	32	65
75.	Ferrell Edmunds	1988-92	10	0	10	0	0	0	60
	Ted Ginn, Jr.	2007-09	10	2	5	3	0	0	60
	Travis Minor	2001-06	10	8	1	1	0	0	60
	Irving Spikes	1994-97	10	8	2	0	0	0	60
	David Woodley	1980-83	10	9	1	0	0	0	60
80.	Jason Taylor	1997-07, 2009, 2011	9	0	0	9	0	0	58**
81.	Jay Ajayi	2015-17	9	9	0	0	0	0	56#
82.	Pete Johnson	1984	9	9	0	0	0	0	54
	Dan Marino	1983-99	9	9	0	0	0	0	54
	Brandon Marshall	2010-11	9	0	9	0	0	0	54
	Stan Mitchell	1966-70	9	4	5	0	0	0	54
	Tony Paige	1990-92	9	3	6	0	0	0	54
	James Pruitt	1986-88, 1990-91	9	0	8	1	0	0	54
	Freddie Solomon	1975-77	9	1	5	3	0	0	54
	Damien Williams	2014-17	9	3	6	0	0	0	54
90.	Jimmy Keyes	1968-69	0	0	0	0	7	30	51
91.	Troy Drayton	1996-99	8	0	8	0	0	0	50#
	James McKnight	2001-03	8	1	7	0	0	0	50#
93.	Fred Banks	1987-93	8	0	8	0	0	0	48
	Gary Davis	1976-79	8	7	1	0	0	0	48
	Rishard Matthews	2012-15	8	0	8	0	0	0	48
	Sammy Morris	2004-06	8	8	0	0	0	0	48
	Stanley Pritchett	1996-99	8	2	6	0	0	0	48
	Dion Sims	2013-16	8	0	8	0	0	0	48

SCORING

PLAYER	YEARS	TD	TDR	TDP	TDRT	FG	PAT	PTS.
Lamar Thomas	1996-00	8	0	8	0	0	0	48
100. Preston Williams	2019-20	7	0	7	0	0	0	46##
101. Doug Moreau	1966-69	6	0	6	0	1	6	45
102. Marlin Briscoe	1972-74	7	0	7	0	0	0	42
Bob Griese	1967-80	7	7	0	0	0	0	42
Rob Konrad	1999-04	7	1	6	0	0	0	42
Larry Seiple	1966-67	7	0	7	0	0	0	42
Ryan Tannehill	2012-18	7	6	1	0	0	0	42
107. Booth Lusteg	1967	0	0	0	0	7	18	39
108. Ryan Fitzpatrick	2019-20	6	6	0	0	0	0	38#
109. Patrick Cobbs	2006-10	6	2	4	0	0	0	36
Myles Gaskin	2019-20	6	4	2	0	0	0	36
Leroy Harris	1977-78	6	6	0	0	0	0	36
Reshad Jones	2010-19	6	0	0	6	0	0	36
Andre Tillman	1975-78	6	0	6	0	0	0	36
Tommy Vigorito	1981-85	6	2	2	2	0	0	36
115. Andre Brown	1989-90	5	0	5	0	0	0	30
Lex Hilliard	2009-11	5	2	2	1	0	0	30
J.J. Johnson	1999-01	5	5	0	0	0	0	30
David Martin	2007-08	5	0	5	0	0	0	30
Jed Weaver	2000-02	5	0	5	0	0	0	30
Albert Wilson	2018-19	5	0	5	0	0	0	30
121. Dick Anderson	1968-77	4	0	0	4	0	0	24
Kalen Ballage	2018-19	4	4	0	0	0	0	24
Fred Barnett	1996-97	4	0	4	0	0	0	24
Greg Baty	1991-94	4	0	4	0	0	0	24
Terrell Buckley	1995-99, 2003	4	0	0	4	0	0	24
Greg Camarillo	2007-09	4	0	4	0	0	0	24
Jordan Cameron	2015-16	4	0	4	0	0	0	24
Marv Fleming	1970-74	4	0	4	0	0	0	24
Brandon Gibson	2013-14	4	0	4	0	0	0	24
Jack Harper	1967-68	4	1	3	0	0	0	24
Randal Hill	1991, 1995-96	4	0	4	0	0	0	24
Jordan Howard	2020	4	4	0	0	0	0	24
Cleo Lemon	2005-07	4	4	0	0	0	0	24
Marc Logan	1989-91	4	2	0	2	0	0	24
Leslie Shepherd	2000	4	0	4	0	0	0	24
Zach Thomas	1996-07	4	0	0	4	0	0	24
Derrius Thompson	2003-04	4	0	4	0	0	0	24
138. Willie Beecher	1987	0	0	0	0	3	12	21
139. Salvon Ahmed	2020	3	3	0	0	0	0	20*
Eric Green	1995	3	0	3	0	0	0	20#
Derek Hagan	2006-08	3	0	3	0	0	0	20#
Jovorskie Lane	2012	3	2	1	0	0	0	20#
Sam Madison	1997-05	3	0	0	3	0	0	20*
144. John Avery	1998-99	3	2	1	0	0	0	18
Brandon Bolden	2018	2	2	1	0	0	0	18
Jack Clancy	1967-69	3	0	3	0	0	0	18
Tony Franklin	1988	0	0	0	0	4	6	18
Samkon Gado	2007	3	3	0	0	0	0	18
Nick Giaquinto	1980-81	3	0	2	1	0	0	18
Hubert Ginn	1970-75	3	3	0	0	0	0	18
Shayne Graham	2011	0	0	0	0	4	6	18
Joey Haynos	2008-09	3	0	3	0	0	0	18
Frank Jackson	1966-67	3	0	3	0	0	0	18
Charles Jordan	1996-98	3	0	3	0	0	0	18
Mike Kozlowski	1979-86	3	0	0	3	0	0	18
Ronnie Lee	1979-82, 1984-89	3	0	3	0	0	0	18
Ray Lucas	2001-02	3	3	0	0	0	0	18
Loaird McCreary	1976-78	3	0	3	0	0	0	18
Lloyd Mumphord	1969-74	3	0	0	3	0	0	18
David Overstreet	1983	3	1	2	0	0	0	18
Justin Peelle	2006-07	3	0	3	0	0	0	18
Scott Schwedes	1987-90	3	0	2	1	0	0	18
Ronald Scott	1987	3	3	0	0	0	0	18
Adam Shaheen	2020	3	0	3	0	0	0	18
Otto Stowe	1971-72	3	0	3	0	0	0	18
Tua Tagovailoa	2020	3	3	0	0	0	0	18
Marcus Thigpen	2012-13	3	0	1	2	0	0	18
Julius Thomas	2017	3	0	3	0	0	0	18

SCORING

	PLAYER	YEARS	TD	TDR	TDP	TDRT	FG	PAT	PTS.
169.	Matt Bryant	2004	0	0	0	0	3	7	16
	Wes Welker	2004-06	2	0	1	1	1	1	16
171.	Tim Foley	1970-80	2	0	0	2	0	0	14*
172.	Mel Baker	1974	2	0	2	0	0	0	12
	Charlie Baumann	1991	0	0	0	0	2	6	12
	Bob Baumhower	1977-86	2	0	0	2	0	0	12
	Jim Braxton	1978	2	2	0	0	0	0	12
	Leonte Carroo	2016-18	2	0	2	0	0	0	12
	Gary Clark	1995	2	0	2	0	0	0	12
	Cecil Collins	1999	2	2	0	0	0	0	12
	Robert Edwards	2002	2	1	1	0	0	0	12
	Bryan Gilmore	2004-05	2	0	2	0	0	0	12
	Brent Grimes	2013-15	2	0	0	2	0	0	12
	Abner Haynes	1967	2	2	0	0	0	0	12
	Chad Henne	2008-11	2	2	0	0	0	0	12
	Eddie Hill	1981-84	2	1	1	0	0	0	12
	Liffort Hobley	1987-93	2	0	0	2	0	0	12
	Bobby Humphrey	1992	2	1	1	0	0	0	12
	Allen Hurns	2019	2	0	2	0	0	0	12
	William Judson	1982-89	2	0	0	2	0	0	12
	Dave Kocourek	1966	2	0	2	0	0	0	12
	Donald Lee	2003-04	2	0	2	0	0	0	12
	Kyle Mackey	1987	2	2	0	0	0	0	12
	Brock Marion	1998-03	2	0	0	2	0	0	12
	Don McNeal	1980-89	2	0	0	2	0	0	12
	Jerris McPhail	1996-97	2	1	1	0	0	0	12
	Scott Miller	1991-96	2	0	1	1	0	0	12
	Gene Milton	1968-69	2	0	1	1	0	0	12
	Marlon Moore	2010-13	2	0	2	0	0	0	12
	Matt Moore	2011-17	2	2	0	0	0	0	12
	Jeff Ogden	2000-01	2	0	1	1	0	0	12
	Louis Oliver	1989-93, 1995-96	2	0	0	2	0	0	12
	Ed Perry	1997-04	2	0	2	0	0	0	12
	Sam Price	1966-68	2	1	1	0	0	0	12
	Bo Roberson	1966	2	0	2	0	0	0	12
	Terry Robiskie	1980-81	2	2	0	0	0	0	12
	Durham Smythe	2020	2	0	2	0	0	0	12
	Bill Stanfill	1969-76	2	0	0	2	0	0	12
	Jake Stoneburner	2015	2	0	2	0	0	0	12
	Don Strock	1974-87	2	2	0	0	0	0	12
	Patrick Surtain	1998-04	2	0	0	2	0	0	12
	Troy Vincent	1992-95	2	0	0	2	0	0	12
	Jimmy Warren	1966-69	2	0	0	2	0	0	12
	Dick Westmoreland	1966-69	2	0	0	2	0	0	12
	Stan Winfrey	1975-77	2	1	1	0	0	0	12
213.	Bill Gramatica	2004	0	0	0	0	3	0	9
214.	Walt Aikens	2014-19	1	0	0	1	0	0	8^
	Kim Bokamper	1977-85	1	0	0	1	0	0	8*
	Aaron Craver	1991-94	1	1	0	0	0	0	8#
	Billy Joe	1966	1	0	1	0	0	0	8#
	Curtis Johnson	1970-78	1	0	0	1	0	0	8*
	Patrick Laird	2019-20	1	1	0	0	0	0	8#
220.	Will Allen	2006-11	1	0	0	1	0	0	6
	Kiko Alonso	2016-18	1	0	0	1	0	0	6
	Danny Amendola	2018	1	0	1	0	0	0	6
	Jerome Baker	2018-20	1	0	0	1	0	0	6
	John Beck	2007-08	1	1	0	0	0	0	6
	Don Bessillieu	1979-81	1	0	0	1	0	0	6
	Glenn Blackwood	1979-87	1	0	0	1	0	0	6
	Tim Bowens	1994-04	1	0	0	1	0	0	6
	J.B. Brown	1989-96	1	0	0	1	0	0	6
	Bob Brudzinski	1981-89	1	0	0	1	0	0	6
	Nick Buoniconti	1969-76	1	0	0	1	0	0	6
	Kevin Burnett	2011-12	1	0	0	1	0	0	6
	Brice Butler	2018	1	0	1	0	0	0	6
	Brett Carolan	1996	1	0	1	0	0	0	6
	Cris Carter	2002	1	0	1	0	0	0	6
	Joe Carter	1984-86	1	1	0	0	0	0	6
	Rick Casares	1966	1	0	1	0	0	0	6
	Jesse Chatman	2005, 2007	1	1	0	0	0	0	6

SCORING

PLAYER	YEARS	TD	TDR	TDP	TDRT	FG	PAT	PTS.
Casey Cramer	2008	1	0	1	0	0	0	6
Bill Cronin	1966	1	0	1	0	0	0	6
Daunte Culpepper	2006	1	1	0	0	0	0	6
Vontae Davis	2009-11	1	0	0	1	0	0	6
Louis Delmas	2014	1	0	0	1	0	0	6
Vern Den Herder	1971-82	1	0	1	0	0	0	6
A.J. Derby	2017-18	1	0	1	0	0	0	6
Leland Douglas	1987	1	0	1	0	0	0	6
Bert Emanuel	2000	1	0	1	0	0	0	6
Frank Emanuel	1966-69	1	0	0	1	0	0	6
Tom Erlandson	1966-67	1	0	0	1	0	0	6
David Fales	2017	1	1	0	0	0	0	6
A.J. Feeley	2004-05	1	1	0	0	0	0	6
Minkah Fitzpatrick	2018-19	1	0	0	1	0	0	6
Cortland Finnegan	2014	1	0	0	1	0	0	6
Trent Gamble	2000-03	1	0	0	1	0	0	6
Cookie Gilchrist	1966	1	0	1	0	0	0	6
Kerry Glenn	1990-92	1	0	0	1	0	0	6
Hunter Goodwin	1999-01	1	0	1	0	0	0	6
Frank Gore	2018	1	0	1	0	0	0	6
Vince Heflin	1982-85	1	0	1	0	0	0	6
Will Heller	2005	1	0	1	0	0	0	6
Renaldo Hill	2006-08	1	0	0	1	0	0	6
Sean Hill	1994-96	1	0	0	1	0	0	6
Mack Hollins	2020	1	0	1	0	0	0	6
Trell Hooper	1987	1	0	0	1	0	0	6
Xavien Howard	2016-20	1	0	0	1	0	0	6
Steve Howell	1979-81	1	1	0	0	0	0	6
Ricky Isom	1987	1	1	0	0	0	0	6
Calvin Jackson	1994-99	1	0	0	1	0	0	6
Vestee Jackson	1991-93	1	0	0	1	0	0	6
Pete Jaquess	1966-67	1	0	0	1	0	0	6
Greg Jennings	2015	1	0	1	0	0	0	6
Pat Johnson	1995	1	0	0	1	0	0	6
Dominique Jones	2016	1	0	1	0	0	0	6
Robert Jones	1998-00	1	0	0	1	0	0	6
Nate Kaeding	2012	0	0	0	0	1	3	6
Chuck Klingbeil	1991-95	1	0	0	1	0	0	6
Bernie Kosar	1994-96	1	1	0	0	0	0	6
Shaq Lawson	2020	1	0	0	1	0	0	6
Michael Lehan	2006-08	1	0	0	1	0	0	6
Charles Leigh	1971-74	1	1	0	0	0	0	6
David Lewis	1987	1	0	1	0	0	0	6
Phillip Merling	2008-11	1	0	0	1	0	0	6
Koa Misi	2010-17	1	0	0	1	0	0	6
Kenny Mixon	1998-01	1	0	0	1	0	0	6
Knowshawn Moreno	2014	1	1	0	0	0	0	6
Earl Morrall	1972-76	1	1	0	0	0	0	6
Cliff Odom	1990-93	1	0	0	1	0	0	6
Nick O'Leary	2018-19	1	0	1	0	0	0	6
Chad Pennington	2008-10	1	1	0	0	0	0	6
Brett Perriman	1997	1	0	1	0	0	0	6
Malcolm Perry	2020	1	0	1	0	0	0	6
Lousaka Polite	2008-10	1	1	0	0	0	0	6
Derrick Pope	2004-07	1	0	0	1	0	0	6
Willie Richardson	1970	1	0	1	0	0	0	6
John Roderick	1966-67	1	0	1	0	0	0	6
Eric Rowe	2019-20	1	0	0	1	0	0	6
Jake Scott	1970-75	1	0	0	1	0	0	6
Scott Secules	1989-92	1	1	0	0	0	0	6
Derrick Shelby	2012-15	1	0	0	1	0	0	6
Steve Slaton	2011	1	1	0	0	0	0	6
Gerald Small	1978-83	1	0	0	1	0	0	6
Willie Smith	1987	1	0	1	0	0	0	6
Brian Sochia	1986-91	1	0	0	1	0	0	6
Kory Sperry	2009	1	0	1	0	0	0	6
John Stofa	1966-67, 1969-70	1	1	0	0	0	0	6
John Tagliaferri	1987	1	1	0	0	0	0	6
Norris Thomas	1977-79	1	0	0	1	0	0	6
Thurman Thomas	2000	1	0	1	0	0	0	6

SCORING

PLAYER	YEARS	TD	TDR	TDP	TDRT	FG	PAT	PTS.
Bob Torrey	1979	1	1	0	0	0	0	6
Andrew Van Ginkel	2019-20	1	0	0	1	0	0	6
Olivier Vernon	2012-15	1	0	0	1	0	0	6
Frank Wainright	1995-98	1	0	1	0	0	0	6
Fulton Walker	1981-85	1	0	0	1	0	0	6
Willie West	1966-68	1	0	0	1	0	0	6
Jarvis Williams	1988-93	1	0	0	1	0	0	6
Robert Wilson	1994-96	1	0	1	0	0	0	6
Christian Wilkins	2019-20	1	0	1	0	0	0	6
Dick Wood	1966	1	1	0	0	0	0	6
318. Van Tiffin	1987	0	0	0	0	0	4	4
319. Charlie Anderson	2008-09	0	0	0	0	0	0	2*
Kevin Carter	2005-06	0	0	0	0	0	0	2*
Mike Charles	1983-86	0	0	0	0	0	0	2*
A.J. Duhe	1977-84	0	0	0	0	0	0	2*
Terrence Fede	2014-17	0	0	0	0	0	0	2*
Larry Gordon	1976-82	0	0	0	0	0	0	2*
Jermaine Haley	2000-02	0	0	0	0	0	0	2*
Reggie Howard	2004-05	0	0	0	0	0	0	2*
Sammy Knight	2003-04	0	0	0	0	0	0	2*
Seniorise Perry	2017	0	0	0	0	0	0	2*
Don Reese	1974-76	0	0	0	0	0	0	2*
Cameron Wake	2009-18	0	0	0	0	0	0	2*
George Wilson	1966	0	0	0	0	0	0	2#

* — safety # — two point conversion ^ — defensive two point conversion

INTERCEPTIONS

PLAYER	YEARS	NO.	YDS.	AVG.	LG	TD
1. Jake Scott	1970-75	35	425	12.1	47	0
2. Dick Anderson	1968-77	34	792	23.3	96t	3
3. Sam Madison	1997-05	31	487	15.7	42	2
4. Glenn Blackwood	1979-87	29	398	13.7	50	1
Patrick Surtain	1998-04	29	298	10.3	43	2
6. Louis Oliver	1989-93, 1995-96	24	569	23.7	103t	2
Terrell Buckley	1995-99, 2003	24	425	17.7	91t	3
William Judson	1982-89	24	368	15.3	61t	2
9. Gerald Small	1978-83	23	378	16.4	46t	1
10. Xavien Howard	2016-20	22	200	9.1	39	1
Curtis Johnson	1970-78	22	190	8.6	34	0
Tim Foley	1970-80	22	96	4.4	18	0
13. Reshad Jones	2010-19	21	361	17.2	54	4
14. Brock Marion	1998-03	20	431	21.6	100t	2
15. Don McNeal	1980-89	18	163	9.1	30	2
16. Zach Thomas	1996-07	17	170	10.0	34t	4
17. J.B. Brown	1989-96	16	293	18.3	48	1
18. Dick Westmoreland	1966-69	15	231	15.4	42	2
19. Troy Vincent	1992-95	14	284	20.3	69	2
Jarvis Williams	1988-93	14	216	15.4	42	1
Lloyd Mumphord	1969-74	14	187	13.4	51	2
Lyle Blackwood	1981-86	14	173	12.4	45	0
Earnie Rhone	1975-84	14	110	7.9	16	0
24. Brent Grimes	2013-15	13	202	15.5	94t	2
Willie West	1966-68	13	180	13.8	32	0
Paul Lankford	1982-91	13	89	6.8	44	0
27. Charlie Babb	1972-79	12	141	11.8	36	0
Brian Walker	1997-98, 2000-01	12	92	7.7	31	0
29. Jimmy Warren	1966-69	11	247	22.5	70t	1
30. Vontae Davis	2009-11	9	124	13.8	28	1
31. Mike Kozlowski	1979-86	8	172	21.5	38t	2
Larry Gordon	1976-82	8	121	15.1	36	0
Bob Matheson	1971-79	8	111	13.9	34	0
Jason Taylor	1997-07, 2009, 2011	8	110	13.8	51t	3
Nick Buoniconti	1969-76	8	89	11.1	24	0
Jason Allen	2006-10	8	41	5.1	17	0
37. Sammy Knight	2003-04	7	130	18.6	70	0
Norris Thomas	1977-79	7	115	16.4	53t	1
Will Allen	2006-11	7	114	16.3	32t	1
Bobby McCain	2015-20	7	78	11.1	32	0
André Goodman	2006-08	7	76	10.9	55	0
42. Renaldo Hill	2006-08	6	91	15.2	24	0

INTERCEPTIONS

PLAYER	YEARS	NO.	YDS.	AVG.	LG	TD
Yeremiah Bell	2004-11	6	89	14.8	29	0
Kim Bokamper	1977-85	6	55	9.2	24t	1
John Bramlett	1967-68	6	49	8.2	22	0
46. Bob Petrella	1966-71	5	104	20.8	33	0
Kiko Alonso	2016-18	5	100	20.0	60t	1
Bud Brown	1984-88	5	96	19.2	53	0
Neal Colzie	1979	5	86	17.2	56	0
Mike Kolen	1970-77	5	85	17.0	29	0
Liffort Hobley	1987-93	5	61	12.2	22	0
Fulton Walker	1981-85	5	61	12.2	30	0
Arturo Freeman	2000-04	5	59	11.8	47	0
Sean Smith	2009-12	5	56	11.2	31	0
Bob Brudzinski	1981-89	5	46	9.2	19	0
Rick Volk	1977-78	5	42	8.4	24	0
Nolan Carroll	2010-13	5	25	5.0	24	0
Shawn Wooden	1996-99, 2001-04	5	25	5.0	15	0
Doug Swift	1970-75	5	17	3.4	12	0
Don Bessillieu	1979-81	5	13	2.6	12	0
61. Calvin Jackson	1994-99	4	105	26.3	61t	1
Lance Schulters	2005, 2007	4	78	19.5	37	0
Tom Erlandson	1966-67	4	68	17.0	37	1
Jimmy Wilson	2011-14	4	57	14.3	31	0
T.J. McDonald	2017-18	4	48	12.0	31	0
Frank Emanuel	1966-69	4	46	12.5	24	0
John Offerdahl	1986-93	4	44	11.0	28	0
Tim McKyer	1990	4	40	10.0	21	0
Randy Starks	2008-14	4	33	8.3	18	0
Chris Clemons	2009-13	4	29	7.3	29	0
Gene Atkins	1994-96	4	24	6.0	18	0
Nik Needham	2019-20	4	24	6.0	23	0
Mark Brown	1983-88	4	18	4.5	13	0
Michael Stewart	1994-96	4	11	2.8	11	0
Dimitri Patterson	2012-13	4	7	1.8	3	0
Tony Lippett	2015-17	4	0	0.0	0	0
77. Vestee Jackson	1991-93	3	63	21.0	30t	1
Eric Rowe	2019-20	3	61	20.3	35t	1
Ed Taylor	1979-82	3	55	18.3	44	0
Rodney Thomas	1988-90	3	52	17.3	48	0
Bryan Cox	1991-95	3	38	12.7	26	0
Travares Tillman	2005-07	3	38	12.7	22	0
Wahoo McDaniel	1966-68	3	35	11.7	20	0
Derrick Rodgers	1997-02	3	33	11.0	21	0
Jerry Wilson	1996-00	3	32	10.7	19	0
Travis Daniels	2005-07	3	31	10.3	29	0
Steve Towle	1975-80	3	30	10.0	16	0
Pete Jaquess	1966-67	3	27	9.0	27	1
A.J. Duhe	1977-84	3	18	6.0	11	0
Ed Weisacosky	1968-70	3	10	3.3	7	0
Aubrey Beavers	1994-95	3	8	2.7	8	0
Nate Jones	2008-09, 2011	3	0	0.0	0	0
93. Minkah Fitzpatrick	2018-19	2	64	32.0	50t	1
Donovan Rose	1986-87	2	63	31.5	36	0
Jerome Baker	2018-20	2	59	29.5	34	1
Bob Neff	1966-68	2	54	27.0	22	0
Rusty Chambers	1976-80	2	53	26.5	49	0
Dwight Hollier	1992-99	2	47	23.5	36	0
Walt Aikens	2014-19	2	43	21.5	43	0
Ken Ellis	1976	2	40	20.0	40	0
Bobby Harden	1990-93	2	39	19.5	22	0
Robert Sowell	1983-85, 1987	2	36	18.0	29	0
Steven Parker	2019	2	35	17.5	35	0
Bill Stanfill	1969-76	2	32	16.0	17t	2
Kerry Glenn	1990-92	2	31	15.5	31t	1
Jamar Fletcher	2001-03	2	30	15.0	30	0
Akin Ayodele	2008-09	2	29	14.5	17	0
Byron Maxwell	2016-17	2	29	14.5	27	0
Dannell Ellerbe	2013-14	2	25	12.5	16	0
Henry Stuckey	1972-74	2	25	12.5	21	0
George Teague	1997	2	25	12.5	23	0
Tyrone Culver	2008-09	2	24	12.0	23	0

INTERCEPTIONS

PLAYER	YEARS	NO.	YDS.	AVG.	LG	TD
Derrick Shelby	2012-15	2	24	12.0	22t	1
Joey Porter	2007-08	2	19	9.5	14	0
Isa Abdul-Quddus	2016	2	16	8.0	9	0
Tate Randle	1987	2	16	8.0	11	0
Byron Jones	2020	2	15	7.5	15	0
John McGeever	1966	2	15	7.5	15	0
Tom Beier	1967, 1969	2	14	7.0	7	0
Robert Jones	1998-00	2	14	7.0	14t	1
Trell Hooper	1987	2	11	5.5	11	0
Benny Sapp	2010-11	2	9	4.5	9	0
Jeris White	1974-76	2	4	2.0	4	0
Tyrone Braxton	1994	2	3	1.5	3	0
Chris Green	1991-94	2	0	0.0	0	0
Derrick Pope	2004-07	2	0	0.0	0	0
127. Louis Delmas	2014	1	81	81.0	81t	1
Kenny Mixon	1998-01	1	56	56.0	56t	1
Marvin Mitchell	2011	1	55	55.0	55	0
Jay Brophy	1984-86	1	41	41.0	41	0
Jared Odrick	2010-14	1	39	39.0	39	0
Zack Bowman	2015	1	38	38.0	38	0
Kevin Burnett	2011-12	1	34	34.0	34t	1
Dean Brown	1970	1	32	32.0	32	0
Hugh Green	1985-91	1	28	28.0	28	0
Earl Faison	1966	1	26	26.0	26	0
Phillip Merling	2008-11	1	25	25.0	25t	1
Vern Den Herder	1971-82	1	24	24.0	24	0
Charles Cornelius	1977-78	1	21	21.0	21	0
Bob Bruggers	1966-68	1	20	20.0	20	0
Ralph Ortega	1979-80	1	17	17.0	13	0
Jordan Phillips	2015-18	1	17	17.0	17	0
Bacarri Rambo	2016	1	17	17.0	17	0
Ted Davis	1970	1	15	15.0	15	0
Karlos Dansby	2010-12	1	14	14.0	14	0
Rick Graf	1987-90	1	14	14.0	14	0
Shawn Lee	1990-91	1	14	14.0	14	0
Cameron Wake	2009-18	1	12	12.0	12	0
Mike Hull	2015-18	1	8	8.0	8	0
Christian Wilkins	2019-20	1	8	8.0	8	0
Richard Marshall	2012	1	7	7.0	7	0
Jackie Shipp	1984-88	1	7	7.0	7	0
Craig Veasey	1993-94	1	7	7.0	7	0
Vince Biegel	2019	1	7	7.0	7	0
Reggie Howard	2004-05	1	5	5.0	5	0
Eric Kumerow	1988-90	1	5	5.0	5	0
Alex Moyer	1985-86	1	4	4.0	4	0
Greg Jeffries	1999-00	1	3	3.0	3	0
Ryan Lewis	2019	1	3	3.0	3	0
Jack Rudolph	1966	1	3	3.0	3	0
Chris Singleton	1993-96	1	3	3.0	3	0
Brendon Ayanbadejo	2003-04	1	2	2.0	2	0
Larry Ball	1972-74, 1977-78	1	2	2.0	2	0
Mike Charles	1983-86	1	2	2.0	2	0
Channing Crowder	2005-10	1	2	2.0	2	0
Mike Reichenbach	1990-91	1	2	2.0	2	0
Randall Edmunds	1968-69	1	1	1.0	1	0
Bruce Alexander	1992-93	1	0	0.0	0	0
Bob Baumhower	1977-86	1	0	0.0	0	0
Tim Bowens	1994-04	1	0	0.0	0	0
Jeff Cross	1989-95	1	0	0.0	0	0
Scott Galyon	2000-02	1	0	0.0	0	0
Jermaine Haley	2000-02	1	0	0.0	0	0
Neville Hewitt	2015-17	1	0	0.0	0	0
Sean Hill	1994-96	1	0	0.0	0	0
Mack Lamb	1967-68	1	0	0.0	0	0
Chris Lammons	2019	1	0	0.0	0	0
Michael Lehan	2006-08	1	0	0.0	0	0
Darrell Malone	1992-94	1	0	0.0	0	0
Brice McCain	2015	1	0	0.0	0	0
Cliff Odom	1990-93	1	0	0.0	0	0
Muhammad Oliver	1994	1	0	0.0	0	0

INTERCEPTIONS

PLAYER	YEARS	NO.	YDS.	AVG.	LG	TD
Jamal Perry	2019-20	1	0	0.0	0	0
Vern Roberson	1977	1	0	0.0	0	0
Bryant Salter	1976	1	0	0.0	0	0
Terrance Shaw	2000	1	0	0.0	0	0
Donnie Spragan	2005-07	1	0	0.0	0	0
R.J. Stanford	2012-14	1	0	0.0	0	0
Michael Thomas	2013-17	1	0	0.0	0	0
Reggie Torbor	2008-09	1	0	0.0	0	0
Jason Trusnik	2011-14	1	0	0.0	0	0
Jay Williams	2002-04	1	0	0.0	0	0
Jeff Zgonina	2003-06	1	0	0.0	0	0
Daryl Gardener	1996-01	1	-1	-1.0	-1	0

SACKS

PLAYER	YEARS	NO
1. Jason Taylor	1997-2007, 2009, 2011	131.0
2. Cameron Wake	2009-18	98.0
3. Bill Stanfill	1969-76	69.5
4. Doug Betters	1978-87	65.5
5. Vern Den Herder	1971-82	64.0
6. Jeff Cross	1988-95	59.5
7. Trace Armstrong	1995-2000	56.5
8. Bob Baumhower	1977-86	39.5
Kim Bokamper	1977-85	39.5
10. A.J. Duhe	1977-84	38.5

KICKOFF RETURNS (Yards)

PLAYER	YEARS	NO.	YDS.	AVG.	LG	TD
1. Wes Welker	2004-06	166	3,756	22.6	95t	1
2. Ted Ginn, Jr.	2007-09	147	3,386	23.0	101t	2
3. Mercury Morris	1969-75	111	2,947	26.5	105t	3
4. Fulton Walker	1981-85	123	2,944	23.9	90t	1
5. Brock Marion	1998-03	107	2,517	23.5	93	0
6. Jakeem Grant Sr.	2016-20	87	2,160	24.8	102t	2
7. O.J. McDuffie	1993-01	92	2,103	22.9	48	0
8. Irving Spikes	1994-97	89	2,058	23.1	59	0
9. Lorenzo Hampton	1985-89	96	2,025	21.1	46	0
10. Marcus Thigpen	2012-13	77	1,910	24.8	96t	1

PUNT RETURNS (Yards)

PLAYER	YEARS	NO.	FC	YDS.	AVG.	LG	TD
1. Jake Scott	1970-75	127	55	1,330	10.5	77t	1
2. Wes Welker	2004-06	127	64	1,232	9.7	71	0
3. Davone Bess	2008-12	115	85	1,196	10.4	47	0
4. O.J. McDuffie	1993-01	127	91	1,127	8.9	72t	2
5. Jakeem Grant Sr.	2016-20	93	28	919	9.9	88t	3
6. Tom Vigorito	1981-85	79	22	830	10.5	87t	2
7. Freddie Solomon	1975-77	71	5	810	11.4	79t	2
8. Jarvis Landry	2014-17	89	53	804	9.0	69t	1
9. Scott Schwedes	1987-90	75	18	732	9.8	70t	1
10. Jeff Ogden	2000-01	51	22	700	13.7	81t	1

BROTHERLY LOVE

In 2006, Renaldo Hill and Ray Hill became the third set of brothers to play for the Dolphins. Ray played with the team from 1998-2000 while Renaldo was a member of the Dolphins from 2006-08. The first set of brothers to play for the Dolphins were the Blackwolds, which included Glenn (1979-87) and Lyle (1981-86), both of whom played safety. In 2003, fullback Obafemi Ayanbadejo and linebacker Brendon Ayanbadejo, each of whom were in their first seasons with the Dolphins, became the second set of brothers to play for the team in franchise history.

The Dolphins also have had two sets of brothers serve on the team's coaching staff. The first set of brothers to have coached with the Dolphins was the Shulas, which included David (1982-88) and his younger brother, Mike (1991-92, 2000-02). In addition, Judd Garrett was an offensive quality control coach with the club from 2000-05, while his brother, Jason, was the team's quarterbacks coach from 2005-06.

TOP 20 SEASON LEADERS

RUSHING YARDS

	NAME	YEAR	YARDS
1.	Ricky Williams	2002	1,853
2.	Ricky Williams	2003	1,372
3.	Jay Ajayi	2016	1,272
4.	Delvin Williams	1978	1,258
5.	Lamar Smith	2000	1,139
6.	Ricky Williams	2009	1,121
7.	Larry Csonka	1972	1,117
8.	Karim Abdul-Jabbar	1996	1,116
9.	Lamar Miller	2014	1,099
10.	Reggie Bush	2011	1,086
11.	Larry Csonka	1971	1,051
12.	Ronnie Brown	2006	1,008
13.	Larry Csonka	1973	1,003
14.	Mercury Morris	1972	1,000
15.	Reggie Bush	2012	986
16.	Lamar Smith	2001	968
17.	Karim Abdul-Jabbar	1998	960
18.	Mercury Morris	1973	954
19.	Ronnie Brown	2008	916
20.	Mark Higgs	1992	915

PASSING YARDS

	NAME	YEAR	YARDS
1.	Dan Marino	1984	5,084
2.	Dan Marino	1986	4,746
3.	Dan Marino	1994	4,453
4.	Dan Marino	1988	4,434
5.	Ryan Tannehill	2015	4,208
6.	Dan Marino	1985	4,137
7.	Dan Marino	1992	4,116
8.	Ryan Tannehill	2014	4,045
9.	Dan Marino	1989	3,997
10.	Dan Marino	1991	3,970
11.	Ryan Tannehill	2013	3,913
12.	Dan Marino	1997	3,780
13.	Dan Marino	1995	3,668
14.	Chad Pennington	2008	3,653
15.	Dan Marino	1990	3,563
16.	Ryan Fitzpatrick	2019	3,529
17.	Dan Marino	1998	3,497
18.	Chad Henne	2010	3,301
19.	Ryan Tannehill	2012	3,294
20.	Jay Fiedler	2001	3,248

PASSING TOUCHDOWNS

	NAME	YEAR	TDs
1.	Dan Marino	1984	48
2.	Dan Marino	1986	44
3.	Dan Marino	1985	30
	Dan Marino	1994	30
5.	Dan Marino	1988	28
6.	Ryan Tannehill	2014	27
7.	Dan Marino	1987	26
8.	Dan Marino	1991	25
9.	Dan Marino	1989	24
	Dan Marino	1992	24
	Dan Marino	1995	24
	Ryan Tannehill	2013	24
	Ryan Tannehill	2015	24
14.	Dan Marino	1998	23
15.	Bob Griese	1977	22
16.	Bob Griese	1968	21
	Dan Marino	1990	21
18.	Dan Marino	1983	20
	Jay Fiedler	2001	20
	Ryan Fitzpatrick	2019	20

RECEPTIONS

	NAME	YEAR	REC
1.	Jarvis Landry	2017	112
2.	Jarvis Landry	2015	110
3.	Jarvis Landry	2016	94
4.	O.J. McDuffie	1998	90
5.	Mark Clayton	1988	86
	Brandon Marshall	2010	86
7.	Jarvis Landry	2014	84
8.	Chris Chambers	2005	82
9.	Brandon Marshall	2011	81
10.	Davone Bess	2010	79
11.	O.J. McDuffie	1997	76
	Davone Bess	2009	76
	Brian Hartline	2013	76
14.	Terry Kirby (RB)	1993	75
15.	O.J. McDuffie	1996	74
	Brian Hartline	2012	74
17.	Mark Clayton	1984	73
	Irving Fryar	1994	73
	Randy McMichael (TE)	2004	73
	Mike Wallace	2013	73

RECEIVING YARDS

	NAME	YEAR	YARDS
1.	Mark Clayton	1984	1,389
2.	Mark Duper	1986	1,313
3.	Mark Duper	1984	1,306
4.	Irving Fryar	1994	1,270
5.	Brandon Marshall	2011	1,214
6.	DeVante Parker	2019	1,202
7.	Jarvis Landry	2015	1,157
8.	Mark Clayton	1986	1,150
9.	Jarvis Landry	2016	1,136
10.	Mark Clayton	1988	1,129
11.	Chris Chambers	2005	1,118
12.	Mark Duper	1991	1,085
13.	Brian Hartline	2012	1,083
14.	Mark Clayton	1991	1,053
15.	O.J. McDuffie	1998	1,050
16.	Tony Martin	1999	1,037
17.	Brian Hartline	2013	1,016
18.	Brandon Marshall	2010	1,014
19.	Mark Clayton	1989	1,011
20.	Irving Fryar	1993	1,010

POINTS

	NAME	YEAR	POINTS
1.	Olindo Mare	1999	144
	Jason Sanders	2020	144
3.	Caleb Sturgis	2014	128
4.	Pete Stoyanovich	1992	124
5.	Pete Stoyanovich	1991	121
6.	Pete Stoyanovich	1995	118
7.	Garo Yepremian	1971	117
	Olindo Mare	1997	117
	Olindo Mare	2000	117
10.	Fuad Reveiz	1985	116
11.	Garo Yepremian	1972	115
	Dan Carpenter	2010	115
13.	Olindo Mare	2002	114
14.	Garo Yepremian	1973	113
	Dan Carpenter	2011	113
16.	Dan Carpenter	2009	112
17.	Caleb Sturgis	2013	111
18.	Uwe von Schamann	1981	109
	Pete Stoyanovich	1993	109
20.	Mark Clayton (WR)	1984	108
	Olindo Mare	2005	108

SACKS

NAME	YEAR	SACKS
1. Bill Stanfill	1973	18.5
Jason Taylor	2002	18.5
3. Joey Porter	2008	17.5
4. Trace Armstrong	2000	16.5
5. Doug Betters	1983	16.0
6. Adewale Ogunleye	2003	15.0
Cameron Wake	2012	15.0
8. Jason Taylor	2000	14.5
9. Doug Betters	1984	14.0
Bryan Cox	1992	14.0
Cameron Wake	2010	14.0
12. Jason Taylor	2006	13.5
13. Jason Taylor	2003	13.0
14. Trace Armstrong	1996	12.0
Jason Taylor	2005	12.0
16. Jeff Cross	1990	11.5
Olivier Vernon	2013	11.5
Cameron Wake	2014	11.5
Cameron Wake	2016	11.5
20. Mel Branch	1968	11.0
Vern Den Herder	1975	11.0
Jason Taylor	2007	11.0

TACKLES

NAME	YEAR	TACKLES
1. Steve Towle	1976	217
2. Zach Thomas	2002	195
3. Zach Thomas	2003	184
4. Zach Thomas	1996	180
Zach Thomas	2001	180
6. Rusty Chambers	1979	178
7. Earnie Rhone	1981	171
8. Zach Thomas	2004	168
9. Zach Thomas	1999	167
10. Zach Thomas	2005	166

11. Zach Thomas	2006	165
12. Steve Towle	1975	164
13. Nick Buoniconti	1973	162
14. Zach Thomas	1998	160
15. Rusty Chambers	1978	151
16. Zach Thomas	1997	149
17. Bryan Cox	1994	147
18. Nick Buoniconti	1972	146
Bob Baumhower	1979	146
20. Nick Buoniconti	1970	145

INTERCEPTIONS

NAME	YEAR	INTs
1. Dick Westmoreland	1967	10
Xavien Howard	2020	10
3. Willie West	1966	8
Dick Anderson	1968	8
Dick Anderson	1970	8
Dick Anderson	1973	8
Jake Scott	1974	8
Terrell Buckley	1998	8
Sam Madison	1998	8
10. Jake Scott	1971	7
Gerald Small	1980	7
Sam Madison	1999	7
Brian Walker	2000	7
Patrick Surtain	2003	7
Xavien Howard	2018	7
16. Jake Scott	1975	6
Tim Foley	1978	6
William Judson	1983	6
Glenn Blackwood	1984	6
Glenn Blackwood	1985	6
Terrell Buckley	1996	6
Patrick Surtain	2002	6

DOLPHINS OUTSTANDING PERFORMANCES

GAMES OF 300+ PASSING YARDS

PLAYER	DATE	OPPONENT	ATT.	COMP.	YDS.	TD	INT.	LG
Dan Marino	10/23/88	N.Y. JETS	60	35	521	3	5	56
Dan Marino	9/4/94	NEW ENGLAND	42	23	473	5	1	64t
Dan Marino	12/2/84	L.A. RAIDERS	57	35	470	4	2	64
Dan Marino	10/1/95	at Cincinnati	48	33	450	2	1	58
Dan Marino	9/21/86	at N.Y. Jets	50	30	448	6	2	46t
Dan Marino	9/25/94	at Minnesota	54	29	431	3	3	43
Ryan Tannehill	9/30/12	at Arizona	41	26	431	1	2	80t
Dan Marino	9/30/84	at St. Louis	36	24	429	3	0	51
Dan Marino	9/24/89	N.Y. JETS	55	33	427	3	2	43t
Dan Marino	11/4/84	at N.Y. Jets	42	23	422	2	2	54
* Dan Marino	12/30/95	at Buffalo	64	33	422	2	3	45t
* Dan Marino	1/6/85	PITTSBURGH	32	21	421	4	1	41
Ryan Fitzpatrick	12/22/19	CINCINNATI	52	31	419	4	1	51
Chad Henne	9/12/11	New England	49	30	416	2	1	31
Joey Harrington	10/22/06	GREEN BAY	62	33	414	2	3	44
David Woodley	10/25/81	at Dallas	37	21	408	3	5	69t
Dan Marino	12/9/84	at Indianapolis	41	29	404	4	1	42
Dan Marino	11/16/86	at Buffalo	54	39	404	4	0	39
Dan Marino	12/12/88	CLEVELAND	50	30	404	4	3	46
* Don Strock	1/2/82	SAN DIEGO	43	29	403	4	1	50t
Dan Marino	12/14/86	at L.A. Rams	46	29	403	5	1	69t
Ryan Tannehill	12/21/14	MINNESOTA	47	35	396	4	1	41
Dan Marino	12/20/87	WASHINGTON	50	22	393	3	1	59t
Dan Marino	10/10/99	at Indianapolis	38	25	393	2	0	62
Dan Marino	9/29/85	at Denver	43	25	390	3	0	73
Dan Marino	11/23/97	at New England	60	38	389	0	3	27
Ryan Tannehill	9/18/16	at New England	45	32	387	2	2	33
Brock Osweiler	10/14/18	CHICAGO	44	28	380	3	2	75t

GAMES OF 300+ PASSING YARDS

PLAYER	DATE	OPPONENT	ATT.	COMP.	YDS.	TD	INT.	LG
Dan Marino	12/13/87	at Philadelphia	39	25	376	3	1	54
Dan Marino	10/12/97	at N.Y. Jets	38	27	372	2	0	36t
Bernie Kosar	10/15/95	at New Orleans	42	29	368	3	2	31t
Dan Marino	12/9/90	PHILADELPHIA	54	27	365	2	0	37
Steve DeBerg	12/5/93	N.Y. Giants	41	26	365	1	2	44
Ryan Fitzpatrick	12/1/19	PHILADELPHIA	39	27	365	3	1	43t
Chad Henne	9/26/10	N.Y. JETS	44	26	363	2	1	40
Dan Marino	11/10/85	N.Y. JETS	37	21	362	3	3	60
Tua Tagovailoa	1/3/21	at Buffalo	58	35	361	1	3	31
Gus Frerotte	11/13/05	NEW ENGLAND	47	25	360	2	1	47
Dan Marino	11/6/88	at New England	51	29	359	1	2	32
Dan Marino	11/12/89	at N.Y. Jets	34	18	359	3	2	78t
Dan Marino	11/27/94	at N.Y. Jets	44	31	359	4	2	28t
Ryan Tannehill	9/20/15	at Jacksonville	44	30	359	2	0	48
Dan Marino	10/25/92	INDIANAPOLIS	45	25	355	2	3	48t
Dan Marino	12/21/98	DENVER	38	23	355	4	1	56t
Dan Marino	11/27/88	at N.Y. Jets	35	17	353	5	0	80t
Ryan Tannehill	11/29/15	at N.Y. Jets	58	33	351	3	1	40
Ryan Tannehill	1/3/16	NEW ENGLAND	38	25	350	2	0	46
Ryan Fitzpatrick	10/11/20	at San Francisco	28	22	350	3	0	70
Bob Griese	11/20/78	at Houston	33	23	349	2	1	47
Chad Henne	12/20/09	at Tennessee	46	29	349	1	3	57
Ryan Tannehill	12/14/14	at New England	47	29	346	1	2	50
Dan Marino	12/8/85	at Green Bay	44	30	345	5	1	61
Scott Mitchell	10/31/93	KANSAS CITY	33	22	344	3	0	77t
Steve DeBerg	12/13/93	PITTSBURGH	44	27	344	1	2	47
Dan Marino	12/3/95	ATLANTA	50	35	343	2	2	32
Chad Pennington	11/23/08	NEW ENGLAND	41	24	341	3	1	46
Dan Marino	12/17/84	DALLAS	40	23	340	4	2	63
Dan Marino	12/24/89	KANSAS City	47	28	339	3	1	35
Dan Marino	11/18/84	at San Diego	41	28	338	2	1	32
Dan Marino	10/12/86	BUFFALO	41	24	337	1	1	39
Chad Henne	12/6/09	NEW ENGLAND	52	29	335	2	1	29
Dan Marino	10/22/89	GREEN BAY	37	24	333	2	2	61
Dan Marino	11/12/95	NEW ENGLAND	37	27	333	2	2	31t
Dan Marino	11/1/87	PITTSBURGH	31	25	332	4	2	50t
Ryan Tannehill	12/1/13	at N.Y. Jets	43	28	331	2	1	31t
Dan Marino	11/17/85	at Indianapolis	37	22	330	1	0	42
Dan Marino	9/15/85	INDIANAPOLIS	48	29	329	2	0	26
Dan Marino	10/16/88	SAN DIEGO	45	26	329	1	0	51
Ryan Tannehill	12/27/15	INDIANAPOLIS	38	26	329	0	1	49
Jay Fiedler	12/28/03	N.Y. JETS	29	21	328	1	1	59
Ryan Fitzpatrick	9/20/20	BUFFALO	47	31	328	2	0	27
Bob Griese	9/14/69	at Cincinnati	39	19	327	1	2	50
Dan Marino	11/18/91	BUFFALO	42	23	326	2	2	41
Dan Marino	9/7/97	TENNESSEE	43	24	324	0	0	50
* Dan Marino	1/12/91	at Buffalo	49	23	323	3	2	64t
Dan Marino	10/12/98	at Jacksonville	49	30	323	2	1	28
Ryan Fitzpatrick	11/17/19	BUFFALO	45	32	323	0	0	50
Don Strock	12/15/79	N.Y. JETS	41	26	322	1	2	38
Dan Marino	10/9/83	BUFFALO	29	19	322	3	2	63
Dan Marino	9/14/92	at Cleveland	35	25	322	1	0	47
Dan Marino	12/27/99	N.Y. JETS	52	29	322	3	3	32t
Chad Henne	12/27/09	HOUSTON	55	35	322	1	1	35
Dan Marino	10/14/84	HOUSTON	32	25	321	3	0	32
Dan Marino	10/6/91	at New England	38	25	321	2	0	34
Dan Marino	11/16/92	BUFFALO	33	22	321	2	1	55
Dan Marino	12/13/98	N.Y. JETS	57	30	321	1	1	31
Dan Marino	12/27/98	at Atlanta	36	21	320	1	2	50
Jay Fiedler	12/22/01	at New England	37	21	320	1	0	44
Ryan Fitzpatrick	12/29/19	at New England	41	28	320	1	0	28
Ryan Tannehill	9/15/13	at Indianapolis	34	23	319	1	0	67
Ryan Tannehill	9/25/16	Cleveland	39	25	319	3	2	42t
** Dan Marino	1/20/85	vs. San Francisco	50	29	318	1	2	30
Trent Green	9/23/07	at N.Y. Jets	36	23	318	1	1	43
Dan Marino	10/21/84	at New England	39	24	316	4	1	28t
Tua Tagovailoa	12/13/20	KANSAS CITY	48	28	316	2	1	29t
Cleo Lemon	12/16/07	BALTIMORE	39	23	315	1	0	64t
Ryan Fitzpatrick	10/4/20	SEATTLE	45	29	315	0	2	26
Chad Pennington	10/26/08	BALTIMORE	30	22	314	1	0	64

GAMES OF 300+ PASSING YARDS

PLAYER	DATE	OPPONENT	ATT.	COMP.	YDS.	TD	INT.	LG
Dan Marino	12/5/99	INDIANAPOLIS	38	24	313	3	1	33t
Dan Marino	11/20/94	at Pittsburgh	45	31	312	1	1	45
Ryan Tannehill	12/15/13	NEW ENGLAND	37	25	312	3	0	39t
Dan Marino	9/2/84	at Washington	28	21	311	5	0	74
Dan Marino	12/4/94	BUFFALO	42	25	311	3	3	45t
Jay Cutler	11/5/17	Oakland	42	34	311	3	0	27
Dan Marino	12/7/97	DETROIT	39	24	310	2	1	27t
Jay Fiedler	9/29/02	at Kansas City	45	29	310	1	4	38
Ryan Tannehill	11/24/13	CAROLINA	42	28	310	1	1	57
David Woodley	9/27/81	at Baltimore	30	19	309	2	0	48
John Stofa	12/18/66	HOUSTON	38	22	307	4	2	48t
Dan Marino	12/1/91	TAMPA BAY	32	20	307	2	0	51
Chad Henne	11/28/10	at Oakland	30	17	307	2	1	57t
Ryan Tannehill	10/6/13	BALTIMORE	40	21	307	1	0	49
Ryan Tannehill	11/8/15	at Buffalo	35	26	307	0	0	46
Bob Griese	10/17/76	KANSAS CITY	35	25	306	1	2	39
Chad Henne	10/4/10	NEW ENGLAND	38	28	305	2	3	28t
Dan Marino	12/4/88	INDIANAPOLIS	32	26	304	3	1	55
Dan Marino	11/30/86	ATLANTA	40	20	303	2	4	54t
Dan Marino	10/25/87	BUFFALO	36	24	303	4	0	25t
A.J. Feeley	12/5/04	BUFFALO	51	25	303	3	5	36
Dan Marino	10/20/85	TAMPA BAY	39	27	302	3	1	42
Dan Marino	9/28/86	SAN FRANCISCO	46	27	301	1	4	24
Dan Marino	12/10/89	NEW ENGLAND	32	21	300	0	1	36
Ryan Tannehill	10/29/15	at New England	44	28	300	0	2	29

GAMES OF 100+ RECEIVING YARDS

PLAYER	DATE	OPPONENT	NO.	YDS.	TD	LG
Brian Hartline	9/30/12	at Arizona	12	253	1	80t
Chris Chambers	12/4/05	BUFFALO	15	238	1	57
Mark Duper	11/10/85	N.Y. JETS	8	217	2	60t
Irving Fryar	9/4/94	NEW ENGLAND	5	211	3	54t
Nat Moore	10/4/81	N.Y. JETS	7	210	2	52
Mark Duper	10/9/83	BUFFALO	7	202	2	63
Duriel Harris	10/28/79	GREEN BAY	10	180	1	37t
Kenny Stills	11/19/17	TAMPA BAY	7	180	1	61t
Mark Duper	9/2/84	at Washington	6	178	2	74t
Mark Clayton	12/2/84	L.A. RAIDERS	9	177	2	64t
Ted Ginn, Jr.	10/26/08	BUFFALO	7	175	0	64
Mark Clayton	9/21/86	at N.Y. Jets	8	174	1	42
Mark Duper	9/23/84	INDIANAPOLIS	7	173	2	80t
Mark Duper	12/20/87	WASHINGTON	6	170	3	59t
Tony Martin	10/10/99	at Indianapolis	10	166	1	40
Brandon Marshall	9/26/10	N.Y. JETS	10	166	1	40
Duriel Harris	10/25/81	at Dallas	6	165	0	45
Jarvis Landry	11/29/15	at N.Y. Jets	13	165	1	40
Jimmy Cefalo	10/25/81	at Dallas	5	164	1	69t
Mark Duper	9/30/84	at St. Louis	8	164	0	51
Bo Roberson	12/4/66	at Denver	6	161	0	71
Irving Fryar	9/25/94	at Minnesota	6	160	0	43
DeVante Parker	12/1/19	PHILADELPHIA	7	159	2	43t
Paul Warfield	11/14/71	PITTSBURGH	3	158	3	86t
Mark Duper	11/4/84	at N.Y. Jets	7	155	0	54
Albert Wilson	10/14/18	CHICAGO	6	155	2	75t
Mark Duper	9/21/86	at N.Y. Jets	7	154	2	46t
* O.J. McDuffie	12/30/95	at Buffalo	11	154	1	31
Mark Clayton	10/23/88	N.Y. JETS	10	153	2	45t
Oronde Gadsden	12/27/98	at Atlanta	9	153	0	50
Chris Chambers	12/28/03	N.Y. JETS	9	153	1	24
Mark Clayton	12/17/84	DALLAS	4	150	3	63t
* Mark Duper	1/6/85	PITTSBURGH	5	148	2	41t
Terry Kirby	12/19/93	Buffalo	9	148	1	30t
Paul Warfield	9/19/71	at Denver	6	146	1	36
Chris Chambers	1/2/05	at Baltimore	4	146	1	76t
Duriel Harris	11/8/81	at New England	8	145	0	55
Mark Duper	12/14/86	at L.A. Rams	5	145	3	69t
Nat Moore	12/17/77	BUFFALO	5	144	1	67
Mark Clayton	9/30/84	at St. Louis	5	143	1	42
Mark Clayton	9/7/86	at San Diego	5	143	2	49t
Brandon Marshall	12/24/11	at New England	6	143	1	47

GAMES OF 100+ RECEIVING YARDS

PLAYER	DATE	OPPONENT	NO.	YDS.	TD	LG
Otto Stowe	11/27/72	ST. LOUIS	6	140	2	37t
* Paul Warfield	12/25/71	at Kansas City	7	140	0	42
Paul Warfield	11/17/74	BUFFALO	4	139	1	54
Fred Barnett	12/8/96	N.Y. GIANTS	4	139	0	66
Brandon Marshall	9/12/11	New England	7	139	0	31
Mark Clayton	9/1/91	at Buffalo	6	138	2	43t
Chris Chambers	12/15/02	OAKLAND	7	138	0	40
Patrick Cobbs	10/12/08	at Houston	3	138	2	80t
O.J. McDuffie	10/27/97	CHICAGO	7	137	0	55
DeVante Parker	12/29/19	at New England	8	137	0	28
Lamar Thomas	12/21/98	DENVER	6	136	3	56t
O.J. McDuffie	9/7/97	TENNESSEE	8	135	0	50
Jarvis Landry	9/18/16	at New England	10	135	0	33
Kenny Stills	12/9/18	NEW ENGLAND	8	135	1	43
DeVante Parker	11/17/19	BUFFALO	7	135	0	50
Mark Duper	10/30/83	L.A. RAMS	7	134	1	46t
Mark Duper	12/9/91	CINCINNATI	7	134	1	43t
DeVante Parker	10/25/18	at Houston	6	134	0	46
Paul Warfield	12/10/72	at N.Y. Giants	4	132	1	44
Mark Duper	10/23/88	N.Y. JETS	6	132	0	56
O.J. McDuffie	11/8/98	INDIANAPOLIS	9	132	2	61t
Mike Gesicki	9/20/20	BUFFALO	8	130	1	27
Mark Duper	10/15/89	at Cincinnati	5	129	0	41
Davone Bess	11/25/12	Seattle	7	129	0	39
Bo Roberson	9/18/66	at Buffalo	5	128	1	54t
Marlin Briscoe	11/12/72	NEW ENGLAND	4	128	2	51t
Mark Clayton	12/3/89	at Kansas City	9	128	1	47
Chris Chambers	10/24/04	ST. LOUIS	3	128	1	71t
Duriel Harris	10/9/77	at Baltimore	4	127	0	47
Nat Moore	9/30/79	at N.Y. Jets	8	127	1	36
Mark Clayton	12/9/84	at Indianapolis	9	127	1	32
Brandon Marshall	10/17/10	at Green Bay	10	127	0	23
Brian Hartline	12/11/13	at N.Y. Jets	9	127	1	31t
Mike Wallace	11/24/13	CAROLINA	5	127	1	57
Jack Clancy	12/3/67	at Houston	7	126	1	44t
* Paul Warfield	1/2/72	BALTIMORE	2	125	1	75t
Mark Clayton	11/12/89	at N.Y. Jets	4	125	1	78t
Mark Duper	10/7/90	N.Y. JETS	5	125	2	69t
Howard Twilley	11/3/68	at San Diego	7	124	1	38
Nat Moore	10/10/76	at Baltimore	3	124	1	67t
Chris Chambers	12/22/01	at New England	7	124	0	44
Mark Duper	9/13/87	at New England	9	123	2	26
Oronde Gadsden	10/10/99	at Indianapolis	4	123	1	62
Marty Booker	10/10/04	at New England	7	123	0	45
Davone Bess	9/30/12	at Arizona	7	123	0	21
Paul Warfield	10/10/70	at N.Y. Jets	5	122	1	40
Mark Clayton	11/3/85	at New England	7	122	0	39
Mark Clayton	10/29/89	at Buffalo	7	122	1	44t
Mel Baker	12/15/74	NEW ENGLAND	4	121	2	46t
Nat Moore	9/23/79	CHICAGO	5	121	0	36
Mark Duper	11/20/83	BALTIMORE	5	121	1	85t
O.J. McDuffie	10/20/96	at Philadelphia	7	121	2	36
Chris Chambers	12/11/05	at San Diego	8	121	2	35t
Chris Chambers	12/3/06	JACKSONVILLE	8	121	0	46
Paul Warfield	10/3/70	OAKLAND	3	120	2	54t
Tony Nathan	9/29/85	at Denver	10	120	0	73
Tony Martin	9/10/00	at Minnesota	6	120	0	44
Rishard Matthews	11/11/13	at Tampa Bay	11	120	2	19t
Jarvis Landry	9/25/16	Cleveland	7	120	1	42t
Duriel Harris	11/18/79	at Cleveland	4	119	0	51
Fred Banks	12/10/89	NEW ENGLAND	6	119	0	36
Oronde Gadsden	10/23/00	at N.Y. Jets	7	119	0	29
DeVante Parker	11/29/20	at N.Y. Jets	8	119	0	25
Tony Nathan	9/28/80	NEW ORLEANS	7	118	0	22
Mark Duper	10/16/88	SAN DIEGO	7	118	1	51
Fred Banks	12/12/88	CLEVELAND	6	118	0	46
* O.J. McDuffie	1/9/99	at Denver	9	118	0	23
Tony Martin	10/17/99	at New England	7	118	1	69t
Chris Chambers	9/7/03	HOUSTON	7	118	2	57t
Duriel Harris	9/9/79	SEATTLE	5	117	0	51
* Mark Duper	12/31/83	SEATTLE	9	117	1	32t
Ferrell Edmunds	11/27/88	at N.Y. Jets	2	117	1	80t

GAMES OF 100+ RECEIVING YARDS

PLAYER	DATE	OPPONENT	NO.	YDS.	TD	LG
Mark Ingram	11/27/94	at N.Y. Jets	9	117	4	28t
Davone Bess	12/6/09	NEW ENGLAND	10	117	1	19
Duriel Harris	11/12/76	BALTIMORE	5	116	0	44
Duriel Harris	11/25/79	at Baltimore	7	116	2	31t
Mark Clayton	11/27/88	at N.Y. Jets	7	116	2	31t
Oronde Gadsden	11/25/01	at Buffalo	8	116	0	42
DeVante Parker	1/3/21	at Buffalo	7	116	0	31
Mark Duper	11/30/86	ATLANTA	4	115	1	54t
Marty Booker	11/23/06	at Detroit	7	115	2	48
Mike Wallace	9/15/13	at Indianapolis	9	115	1	34
Rishard Matthews	9/20/15	at Jacksonville	6	115	0	48
Jack Clancy	11/19/67	at Oakland	8	114	0	39
Nat Moore	9/25/77	at San Francisco	3	114	2	73t
Duriel Harris	11/30/81	PHILADELPHIA	9	114	1	39
* Tony Nathan	1/2/82	SAN DIEGO	9	114	1	32
Freddie Solomon	12/5/76	BUFFALO	5	114	1	53t
* Tony Nathan	1/6/85	PITTSBURGH	8	114	0	30
Oronde Gadsden	1/2/00	at Washington	9	114	1	26
Brian Hartline	9/8/13	at Cleveland	9	114	1	41
Charles Clay	12/21/14	MINNESOTA	6	114	0	41
Joe Auer	9/17/67	DENVER	2	113	1	68t
Marlin Briscoe	9/15/74	at New England	1	113	1	20
Nat Moore	11/2/75	at Chicago	4	113	1	79t
Mark Duper	9/24/89	N.Y. JETS	6	113	0	26
* Mark Duper	1/12/91	at Buffalo	3	113	1	64t
Irving Fryar	11/20/94	at Pittsburgh	6	113	0	45
Irving Fryar	9/10/95	at New England	3	113	2	67t
Chris Chambers	11/1/01	at Indianapolis	3	113	2	74t
Rishard Matthews	9/27/15	BUFFALO	6	113	2	46t
Irving Fryar	11/13/94	CHICAGO	9	112	0	21
James McKnight	11/24/02	SAN DIEGO	3	111	1	77
Davone Bess	11/28/10	at Oakland	6	111	0	29
Greg Camarillo	11/2/08	at Denver	11	111	0	23
Brian Hartline	9/16/12	Oakland	9	111	0	21
Jarvis Landry	12/27/15	Indianapolis	7	111	0	26
DeVante Parker	12/22/19	CINCINNATI	5	111	1	51
Frank Jackson	12/18/66	HOUSTON	4	110	1	48
Mark Clayton	10/7/84	at Pittsburgh	5	110	0	33
Mark Duper	11/2/86	HOUSTON	2	110	1	85t
Jim Jensen	11/6/88	at New England	12	110	0	17
Scott Schwedes	12/18/88	at Pittsburgh	4	110	0	42
Tony Martin	10/4/93	Washington	4	110	1	80t
Irving Fryar	12/4/94	BUFFALO	5	110	2	45t
Irving Fryar	9/3/95	N.Y. JETS	5	110	2	50t
O.J. McDuffie	11/23/97	at New England	9	110	0	27
Marty Booker	10/22/06	GREEN BAY	7	110	1	40
Greg Camarillo	12/13/09	at Jacksonville	7	110	0	24
Jarvis Landry	9/20/15	at Jacksonville	8	110	0	36
DeVante Parker	10/4/20	SEATTLE	10	110	0	21
Jim Kiick	10/26/69	BUFFALO	3	109	1	53t
Duriel Harris	9/11/83	NEW ENGLAND	4	109	1	64t
Nat Moore	9/29/85	at Denver	5	109	1	69t
Mark Clayton	10/19/86	L.A. RAIDERS	4	109	1	68t
Mark Duper	11/16/86	at Buffalo	7	109	1	27t
* Keith Jackson	1/8/95	at San Diego	8	109	2	31
Tony Martin	12/5/99	INDIANAPOLIS	6	109	1	33t
Chris Chambers	9/16/07	DALLAS	9	109	0	24
Greg Camarillo	12/16/07	BALTIMORE	3	109	1	64t
Brandon Marshall	10/17/11	at N.Y. Jets	6	109	0	46
Charles Clay	9/15/13	at Indianapolis	5	109	0	67
Paul Warfield	10/31/71	at L.A. Rams	3	108	1	74t
Mark Clayton	12/12/88	CLEVELAND	8	108	2	21
O.J. McDuffie	11/6/94	INDIANAPOLIS	7	108	1	28t
Ted Ginn, Jr.	9/21/09	INDIANAPOLIS	11	108	0	21
Jarvis Landry	12/17/16	at N.Y. Jets	3	108	1	66t
Mark Duper	12/2/85	CHICAGO	5	107	0	52
Scott Schwedes	11/12/89	at N.Y. Jets	3	107	1	65t
Terry Kirby	12/13/93	Pittsburgh	7	107	0	47
Anthony Fasano	11/14/10	TENNESSEE	5	107	1	31
Brian Hartline	11/4/12	at Indianapolis	8	107	0	35
Jakeem Grant Sr.	12/24/17	at Kansas City	4	107	1	65t
Larry Seiple	11/16/69	at Buffalo	8	106	0	25

GAMES OF 100+ RECEIVING YARDS

PLAYER	DATE	OPPONENT	NO.	YDS.	TD	LG
Nat Moore	10/17/76	KANSAS CITY	5	106	0	39
* Duriel Harris	1/2/82	SAN DIEGO	6	106	0	34
Mark Clayton	10/28/84	BUFFALO	3	106	2	65t
Mark Clayton	9/15/85	INDIANAPOLIS	8	106	1	26
Tony Martin	12/1/91	TAMPA BAY	5	106	1	51
Mark Duper	12/15/91	at San Diego	8	106	0	39
O.J. McDuffie	11/10/96	INDIANAPOLIS	6	106	1	36
Charles Jordan	11/30/97	at Oakland	5	106	2	44t
Brandon Marshall	12/19/10	BUFFALO	11	106	1	16
Brandon Marshall	11/6/11	at Kansas City	8	106	1	30
DeVante Parker	1/3/16	NEW ENGLAND	5	106	1	46
DeVante Parker	9/18/16	at New England	8	106	0	28
Kenny Stills	9/9/18	TENNESSEE	4	106	2	75t
Preston Williams	10/11/20	at San Francisco	4	106	1	47
Nat Moore	11/4/84	at N.Y. Jets	5	105	1	37t
Andre Brown	10/29/89	at Buffalo	5	105	1	44t
O.J. McDuffie	12/13/98	N.Y. JETS	11	105	1	20
Mike Wallace	10/6/13	BALTIMORE	7	105	0	49
Mike Wallace	12/15/13	NEW ENGLAND	6	105	1	39
Joe Auer	11/27/66	NEW ENGLAND	5	104	1	22
Karl Noonan	9/14/68	HOUSTON	7	104	1	44
Paul Warfield	10/3/71	N.Y. JETS	4	104	0	–
Paul Warfield	9/15/74	at New England	5	104	0	39
Howard Twilley	10/17/76	KANSAS CITY	8	104	1	20
Mark Clayton	12/13/87	at Philadelphia	7	104	2	21
Tony Martin	10/13/91	at Kansas City	4	104	0	54
Chris Chambers	11/7/04	ARIZONA	7	104	0	30
Marty Booker	9/11/05	DENVER	5	104	1	60t
Mike Wallace	12/14/14	at New England	5	104	1	50
Paul Warfield	12/15/73	DETROIT	6	103	4	29
Irving Fryar	9/26/93	at Buffalo	7	103	1	36t
Mark Ingram	10/31/93	Kansas city	4	103	1	77t
Irving Fryar	11/7/93	at N. Y. Jets	6	103	1	65t
Irving Fryar	11/27/94	at N.Y. Jets	5	103	0	25
Oronde Gadsden	12/5/99	INDIANAPOLIS	6	103	1	24t
Chris Chambers	11/21/04	at Seattle	9	103	1	28
Marty Booker	12/10/06	NEW ENGLAND	8	103	1	32t
Brandon Marshall	11/24/11	at Dallas	5	103	1	39
DeVante Parker	11/13/16	at San Diego	5	103	0	56
Jarvis Landry	12/11/16	ARIZONA	4	103	0	71
Jack Clancy	10/8/67	KANSAS CITY	6	102	0	28
Larry Seiple	11/2/69	at N.Y. Jets	7	102	2	29t
Nat Moore	11/9/75	N.Y. JETS	4	102	0	63
Nat Moore	12/15/79	N.Y. JETS	5	102	0	34
Tony Nathan	11/20/80	SAN DIEGO	7	102	1	20
Mark Duper	9/28/86	SAN FRANCISCO	7	102	0	24
Mark Duper	10/5/86	at New England	4	102	0	45
Mark Clayton	12/10/89	NEW ENGLAND	6	102	0	34
Mark Clayton	12/24/89	KANSAS CITY	6	102	1	35
O.J. McDuffie	11/29/98	NEW ORLEANS	9	102	3	22t
Tony Martin	12/27/99	N.Y. JETS	6	102	1	32t
Oronde Gadsden	11/4/01	CAROLINA	5	102	0	61
Chris Chambers	9/29/02	at Kansas City	6	102	0	38
Randy McMichael	10/19/03	NEW ENGLAND	8	102	0	22
Marty Booker	11/13/05	NEW ENGLAND	5	102	0	35
Brandon Marshall	12/26/10	DETROIT	10	102	0	14
* Jarvis Landry	1/8/17	at Pittsburgh	11	102	0	17
Jim Mandich	9/29/74	at San Diego	4	101	0	44
* Tony Nathan	1/4/86	CLEVELAND	10	101	0	39
Tony Nathan	9/28/86	SAN FRANCISCO	10	101	0	18
Mark Duper	10/19/86	L.A. RAIDERS	5	101	0	44
Tony Martin	9/13/99	at Denver	4	101	0	40
Chris Chambers	11/25/01	at Buffalo	5	101	2	32t
Chris Chambers	11/27/05	at Oakland	6	101	0	24
Chris Chambers	9/23/07	at N.Y. Jets	6	101	0	26
Mark Duper	11/1/87	PITTSBURGH	5	100	1	50t
Mark Clayton	9/29/91	at N.Y. Jets	7	100	1	25
Mark Duper	11/16/92	BUFFALO	5	100	0	55
Keith Jackson	9/18/94	N.Y. JETS	6	100	0	35
Charles Jordan	9/14/97	at Green Bay	4	100	1	44
Kenny Stills	10/23/16	BUFFALO	5	100	1	66t

GAMES OF 100+ RUSHING YARDS

PLAYER	DATE	OPPONENT	ATT.	YDS.	TD	LG
Ricky Williams	12/1/02	at Buffalo	27	228	2	55t
Ricky Williams	12/9/02	CHICAGO	31	216	2	63t
Jay Ajayi	10/23/16	BUFFALO	28	214	1	53
* Lamar Smith	12/30/00	INDIANAPOLIS	40	209	2	24
Jay Ajayi	12/24/16	at Buffalo	32	206	1	57
Jay Ajayi	10/16/16	PITTSBURGH	25	204	2	62t
Reggie Bush	12/18/11	at Buffalo	25	203	1	76t
+ Mercury Morris	9/30/73	NEW ENGLAND	15	197	3	70t
Ricky Williams	12/29/02	at New England	31	185	2	30
Lamar Miller	12/28/14	N.Y. JETS	19	178	1	97t
Lamar Miller	10/25/15	HOUSTON	14	175	1	85t
Gary Davis	12/17/77	BUFFALO	26	172	1	60t
Ricky Williams	12/24/05	TENNESSEE	26	172	1	35
Reggie Bush	9/16/12	Oakland	26	172	2	65t
Troy Stradford	11/22/87	at Dallas	17	169	1	51
Sammie Smith	9/9/90	at New England	23	159	1	27
Lamar Smith	1/6/02	BUFFALO	30	158	1	25
Ronnie Brown	11/5/06	at Chicago	29	157	0	27
Lamar Smith	10/23/00	at N.Y. Jets	23	155	2	68t
Ricky Williams	9/21/03	BUFFALO	42	153	1	21
Karim Abdul-Jabbar	12/22/96	at N.Y. Jets	30	152	1	17t
Abner Haynes	9/17/67	DENVER	12	151	2	65t
Delvin Williams	11/9/80	at Los Angeles	12	151	0	65
Ricky Williams	9/22/02	N.Y. JETS	24	151	1	53t
Bernie Parmalee	10/16/94	L.A. RAIDERS	30	150	0	26
Lorenzo Hampton	11/24/86	N.Y. JETS	19	148	2	54t
Mark Higgs	9/1/91	at Buffalo	30	146	1	20
** Larry Csonka	1/13/74	vs. Minnesota	33	145	2	14t
Lamar Smith	9/3/00	SEATTLE	27	145	1	36
Mercury Morris	11/11/73	BALTIMORE	12	144	2	53t
Delvin Williams	11/12/78	at Buffalo	26	144	2	26t
Lamar Smith	10/7/01	NEW ENGLAND	29	144	1	17
Ricky Williams	11/24/02	SAN DIEGO	29	143	2	19
Leroy Harris	12/5/77	BALTIMORE	17	140	1	77t
Benny Malone	10/9/77	at Baltimore	12	139	2	62t
Larry Csonka	10/24/71	at N.Y. Jets	20	137	2	21t
Ronnie Brown	9/21/09	INDIANAPOLIS	24	136	2	19
Delvin Williams	9/17/78	BUFFALO	24	135	1	18t
Ronnie Brown	9/30/07	OAKLAND	15	134	1	60
Knowshon Moreno	9/7/14	NEW ENGLAND	24	134	1	15
Ricky Williams	9/15/02	at Indianapolis	24	132	0	19
Ronnie Brown	9/25/05	CAROLINA	23	132	1	58
Mark Higgs	12/1/91	TAMPA BAY	25	131	1	19t
Jay Ajayi	10/15/17	at Atlanta	26	130	0	18
Andra Franklin	12/5/82	MINNESOTA	28	129	1	12t
Bernie Parmalee	12/12/94	KANSAS CITY	19	127	1	47t
Karim Abdul-Jabbar	11/15/98	at Carolina	25	127	1	30
Ronnie Brown	10/15/06	at N.Y. Jets	22	127	1	26
Mercury Morris	10/5/75	at Green Bay	31	125	0	11
Lamar Smith	11/5/00	at Detroit	24	125	2	46t
Ricky Williams	9/14/03	at N.Y. Jets	34	125	1	22
Ronnie Brown	10/5/08	SAN DIEGO	24	125	1	13
Mercury Morris	10/26/75	at Buffalo	20	124	0	35
Karim Abdul-Jabbar	9/15/96	N.Y. JETS	23	124	2	29
Jesse Chatman	11/11/07	BUFFALO	27	124	0	23
Larry Csonka	12/2/74	CINCINNATI	24	123	0	24
Sammie Smith	11/5/89	Indianapolis	25	123	0	25
Bernie Parmalee	10/30/94	at New England	25	123	0	17
Sammy Morris	12/10/06	NEW ENGLAND	25	123	1	44
Kalen Ballage	12/16/18	at Minnesota	12	123	1	75t
Jay Ajayi	9/17/17	at L.A. Chargers	28	122	0	20
Salvon Ahmed	12/20/20	NEW ENGLAND	22	122	1	31
Larry Csonka	11/9/69	at Boston	16	121	1	54t
Jim Kiick	10/24/71	at N.Y. Jets	17	121	0	24
Don Nottingham	9/28/75	at New England	16	120	1	40t
Troy Stradford	12/7/87	N.Y. JETS	30	120	3	21
Bernie Parmalee	10/22/95	at N.Y. Jets	24	120	0	25
Kenyan Drake	12/3/17	DENVER	23	120	1	42t
Benny Malone	10/31/76	NEW ENGLAND	21	119	0	17
Delvin Williams	9/3/78	at N.Y. Jets	11	119	1	58t

GAMES OF 100+ RUSHING YARDS

PLAYER	DATE	OPPONENT	ATT.	YDS.	TD	LG
Tony Nathan	12/6/81	NEW ENGLAND	17	119	0	24
Ricky Williams	11/19/09	at Carolina	22	119	2	46t
Larry Csonka	9/17/72	at Kansas City	21	118	1	17t
Benny Malone	10/24/76	at Tampa Bay	22	118	1	28
* Larry Csonka	12/30/73	OAKLAND	29	117	3	15
Mercury Morris	11/7/71	BUFFALO	13	116	1	45
Delvin Williams	10/22/78	at New England	19	116	1	24
Larry Csonka	12/6/70	NEW ENGLAND	21	115	1	30
Karim Abdul-Jabbar	9/1/96	NEW ENGLAND	26	115	1	14
Ronnie Brown	12/31/06	at Indianapolis	21	115	0	47
Ronnie Brown	10/4/09	BUFFALO	20	115	2	38
Ricky Williams	11/29/09	at Buffalo	27	115	1	11
Larry Csonka	11/27/72	ST. LOUIS	16	114	0	20
Larry Csonka	10/15/73	at Cleveland	21	114	2	13
* Larry Csonka	12/21/74	at Oakland	24	114	0	26
Mercury Morris	10/19/75	at N.Y. Jets	16	114	1	49
Mark Higgs	10/24/93	Indianapolis	17	114	0	31
Ronnie Brown	10/7/07	at Houston	23	114	1	22
Kenyan Drake	12/11/17	NEW ENGLAND	25	114	0	31
Mercury Morris	12/3/72	at New England	15	113	0	20
Ronnie Brown	9/21/08	at New England	17	113	4	62t
Reggie Bush	12/24/11	at New England	22	113	0	12
Lamar Miller	10/18/15	at Tennessee	19	113	1	22
Lamar Miller	12/6/15	BALTIMORE	20	113	0	22
** Larry Csonka	1/14/73	vs. Washington	15	112	0	22
* Andra Franklin	1/8/83	NEW ENGLAND	26	112	1	13
Ronnie Brown	9/23/07	at N.Y. Jets	23	112	2	13
Jim Kiick	11/10/68	at Buffalo	23	111	1	25t
Benny Malone	10/3/76	L.A. RAMS	19	111	1	20
Mark Higgs	9/8/91	INDIANAPOLIS	27	111	0	24
Mark Higgs	9/20/92	L.A. RAMS	23	111	0	12
Ricky Williams	9/8/02	DETROIT	20	111	2	37
Ricky Williams	12/21/03	at Buffalo	29	111	0	22
Jay Ajayi	11/6/16	N.Y. JETS	24	111	1	20t
Troy Stradford	11/1/87	PITTSBURGH	19	110	1	13
Ronnie Brown	12/25/06	N.Y. JETS	18	110	0	17
Lorenzo Hampton	12/22/86	NEW ENGLAND	13	109	0	20
Larry Csonka	11/30/70	at Atlanta	19	108	1	18
Jim Kiick	9/26/71	at Buffalo	20	108	0	16
Benny Malone	11/3/74	ATLANTA	24	108	1	13
Leroy Harris	11/20/77	at Cincinnati	20	108	0	16
Sammie Smith	12/30/90	INDIANAPOLIS	29	108	1	13
Mark Higgs	11/21/93	New England	19	108	0	29
Karim Abdul-Jabbar	10/19/97	at Baltimore	22	108	3	15
Karim Abdul-Jabbar	9/6/98	at Indianapolis	23	108	1	16
Karim Abdul-Jabbar	9/20/98	PITTSBURGH	33	108	1	18
Ricky Williams	1/1/06	at New England	28	108	1	09
Ricky Williams	12/13/09	at Jacksonville	28	108	1	12
Lamar Miller	9/21/14	KANSAS CITY	15	108	0	24
Larry Csonka	10/22/72	BUFFALO	18	107	1	21
Mercury Morris	11/19/72	N.Y. JETS	23	107	2	20t
Larry Csonka	11/4/73	at N.Y. Jets	19	107	0	16
Norm Bulaich	9/13/76	at Buffalo	19	107	0	26
Delvin Williams	10/9/78	CINCINNATI	24	107	0	19
Andra Franklin	12/12/82	at New England	23	107	0	15
Mark Higgs	11/8/92	at Indianapolis	20	107	1	22
Lamar Smith	12/10/01	INDIANAPOLIS	28	107	0	17
Ricky Williams	11/23/03	WASHINGTON	23	107	2	24t
Ricky Williams	12/15/03	PHILADELPHIA	18	107	1	45
Daniel Thomas	9/18/11	Houston	18	107	0	14
Jim Kiick	11/2/69	at N.Y. Jets	15	106	0	27
Mercury Morris	11/5/72	at Buffalo	11	106	2	33
* Mercury Morris	12/23/73	CINCINNATI	20	106	1	25
Larry Csonka	9/29/74	at San Diego	21	106	2	14
J.J. Johnson	11/21/99	NEW ENGLAND	31	106	1	14
Ronnie Brown	10/30/05	at New Orleans	23	106	0	35
Benny Malone	10/16/77	N.Y. JETS	22	105	1	15t
Joe Carter	10/14/84	HOUSTON	13	105	1	25
Ricky Williams	10/6/02	NEW ENGLAND	36	105	0	12
Ricky Williams	11/16/03	BALTIMORE	36	105	0	16
Ricky Williams	11/9/08	SEATTLE	12	105	1	51t

GAMES OF 100+ RUSHING YARDS

PLAYER	DATE	OPPONENT	ATT.	YDS.	TD	LG
Lamar Miller	10/31/13	CINCINNATI	16	105	0	41
Daniel Thomas	12/8/13	at Pittsburgh	16	105	1	55
Jim Kiick	10/6/68	at Houston	26	104	0	12
Larry Csonka	11/29/71	CHICAGO	16	104	1	19
Larry Csonka	9/16/73	SAN FRANCISCO	22	104	0	25
Benny Malone	10/27/74	BALTIMORE	19	104	1	23t
Benny Malone	12/8/74	at Baltimore	17	104	0	17
Gary Davis	11/24/77	at St. Louis	20	104	0	16
Karim Abdul-Jabbar	11/3/96	at New England	29	104	2	15
Ricky Williams	11/27/03	at Dallas	31	104	0	15
Reggie Bush	12/16/12	Jacksonville	21	104	0	53
Larry Csonka	9/26/71	at Buffalo	20	103	1	17
Andra Franklin	9/12/82	at N.Y. Jets	28	103	2	18
Bernie Parmalee	11/5/95	at San Diego	19	103	0	40
Karim Abdul-Jabbar	11/9/97	N.Y. JETS	25	103	2	13
Reggie Bush	10/30/11	at N.Y. Giants	15	103	0	35
Reggie Bush	12/11/11	Philadelphia	14	103	0	16
Larry Csonka	10/8/72	at N.Y. Jets	18	102	0	15
Don Nottingham	10/27/74	BALTIMORE	19	102	1	24
Don Nottingham	10/5/75	at Green Bay	21	102	3	14
Bernie Parmalee	11/26/95	at Indianapolis	20	102	0	15
Ricky Williams	11/17/02	BALTIMORE	26	102	2	18
Ricky Williams	11/15/09	TAMPA BAY	20	102	0	27
Andra Franklin	11/1/81	BALTIMORE	23	101	0	15
Ricky Williams	12/15/02	OAKLAND	27	101	0	16
Ronnie Brown	10/14/07	at Cleveland	19	101	0	15
Ronnie Brown	11/16/08	OAKLAND	16	101	0	21
Frank Gore	10/14/18	CHICAGO	15	101	0	32
Mercury Morris	10/28/73	at New England	14	100	1	11
Terry Kirby	9/18/94	N.Y. JETS	15	100	1	30
Lamar Smith	12/3/00	at Buffalo	28	100	0	22
Reggie Bush	12/4/11	Oakland	22	100	1	29

* Playoff game

** Super Bowl

+ Single-game record by two rushers, 277 yards; includes Larry Csonka 18 for 80.

OPPONENTS INDIVIDUAL RECORDS

The following individual records relate solely to play against the Miami Dolphins. They include National Football League regular-season statistics only – with the exception of those single-game records marked by "*" or "**"

* - Playoff Game

** - Super Bowl

SERVICE

MOST GAMES PLAYED

35	Tom Brady, New England (2001-19)
32	Pat Leahy, N.Y. Jets (1974-91)
28	Andre Reed, Buffalo (1985-99)
28	Jim Ritcher, Buffalo (1980-95)
28	Bruce Smith, Buff., Wash. (1985-03)

RUSHING

MOST RUSHING YARDS

CAREER

1,620	Thurman Thomas, Buffalo (20 games), 364 att.
1,507	Freeman McNeil, N.Y. Jets (21 games), 281 att.
1,507	Curtis Martin, N.E., N.Y. Jets (20 games), 409 att.
1,177	O.J. Simpson, Buffalo (16 games), 240 att.
1,065	Eric Dickerson, L.A. Rams, Ind., L.A. Raiders (11 games), 231 att.

GAME

203	O.J. Simpson, Buffalo (12/5/76 at Miami), 24 att.
203	Rueben Mayes, New Orleans (12/7/86 at New Orleans), 28 att.
199	Earl Campbell, Houston (11/20/78 at Houston), 28 att.

*199 Terrell Davis, Denver (1/9/99 at Denver), 21 att.
179 Justin Fargas, Oakland (9/30/07 at Miami), 22 att.

MOST RUSHING ATTEMPTS

CAREER

409	Curtis Martin, N.E., N.Y. Jets (20 games)
364	Thurman Thomas, Buffalo (20 games)
281	Freeman McNeil, N.Y. Jets (21 games)
240	O.J. Simpson, Buffalo (16 games)
235	Lydell Mitchell, S.D., Balt. (12 games)

GAME

**38	John Riggins, Washington (1/30/83 at Pasadena), 166 yards
38	Lee Suggs, Cleveland (12/26/04 at Miami), 143 yards
36	James Jones, Detroit (10/27/85 at Detroit), 114 yards
36	Curtis Martin, N.Y. Jets (10/4/98 at New York), 108 yards
35	Lydell Mitchell, Baltimore (12/9/73 at Baltimore), 104 yards
35	Thurman Thomas, Buffalo (12/17/95 at Buffalo), 148 yards
35	Travis Henry, Buffalo (12/1/02 at Buffalo), 151 yards

MOST RUSHING TOUCHDOWNS

CAREER

13	Curtis Martin, N.E., N.Y. Jets (20 games)
9	Jim Nance, Boston, N.Y. Jets (12 games)
8	Thurman Thomas, Buffalo (20 games)
7	Marcus Allen, Oak./L.A. Raiders, K.C.

GAME

4	Earl Campbell, Houston (11/20/78 at
3	Paul Robinson, Cincinnati (11/17/68 at Cincinnati)
3	Don McCauley, Baltimore (11/23/75 at Miami)
3	Marcus Allen, L.A. Raiders (12/2/84 at Miami)
3	Merril Hoge, Pittsburgh (11/26/89 at Miami)
3	Earnest Byner, Washington (12/2/90 at Washington)
3	Rod Bernstine, San Diego (12/15/91 at San Diego)
3	Kenneth Davis, Buffalo (12/19/93 at Miami)
3	Natrone Means, San Diego (12/27/93 at San Diego)
3	Curtis Martin, New England (11/3/96 at New England)
3	Daunte Culpepper, Oakland (9/30/07 at Miami)

HIGHEST RUSHING AVERAGE

CAREER (min: 75 att.)

5.4	Freeman McNeil, N.Y. Jets (21 games), 281/1,507 yards
5.1	Jim Nance, Bos./NYJ (12 games), 183/933 yards
5.02	Mosi Tatupu, New England (25 games), 90/452 yards
5.01	Hoyle Granger, Houston (9 games), 142/712 yards
5.00	Earl Campbell, Houston (4 games), 107/535 yards

GAME (min: 10 att.)

11.3	Colin Kaepernick, San Francisco (11/27/16 at Miami), 10/113 yards
11.1	Laurence Maroney, New England (12/23/07 at New England), 14/156 yards
10.4	Curtis Brown, Buffalo (11/12/78 at Buffalo), 11/114 yards
10.2	Johnny Hector, N.Y. Jets (12/22/91 at Miami), 13/132 yards
*10.1	Earnest Byner, Cleveland (1/4/86 at Miami), 16/161 yards

MOST 100-YARD RUSHING GAMES

7	Eric Dickerson, L.A. Rams, Ind., L.A. (11 games)
6	Thurman Thomas, Buffalo (20 games)
5	Freeman McNeil, N.Y. Jets (21 games)
5	Jim Nance, Bos., N.Y. Jets (12 games)
5	Curtis Martin, N.E., N.Y. Jets (20 games)

LONGEST RUNS FROM SCRIMMAGE

*90t	Fred Taylor, Jacksonville (1/15/00 at Jacksonville)
81t	Earl Campbell, Houston (11/20/78 at Houston)
80t	Carl Garrett, Boston (11/9/69 at Boston)
77t	Fred Taylor, Jacksonville (10/12/98 at Jacksonville)
76t	Robert Holmes, Kansas City (9/28/68 at Miami)
75t	O.J. Simpson, Buffalo (12/5/76 at Miami)
75t	Reuben Droughns, Cleveland (11/20/05 at Cleveland)
71	Kerryon Johnson, Detroit (10/21/18 at Miami)
70t	Ahman Green, Green Bay (10/22/06 at Miami)

PASSING

MOST PASSING YARDS

CAREER

8,185	Tom Brady, New England (35 games)
5,397	Drew Bledsoe, N.E., Buff. (22 games)
4,902	Joe Ferguson, Buff., T.B., Ind. (25 games)
4,560	Jim Kelly, Buffalo (20 games)
3,837	Ken O'Brien, N.Y. Jets, Phil. (17 games)

GAME

517	Tom Brady, New England (9/12/11 at Miami), 32 of 48
479	Ken O'Brien, N.Y. Jets (9/21/86 at New York), 29 of 43
436	James Harris, L.A. Rams (10/3/76 at Miami), 17 of 29

*433	Dan Fouts, San Diego (1/2/82 at Miami), 33 of 53
433	Andrew Luck, Indianapolis (11/4/12 at Indianapolis), 30 of 48

MOST PASS ATTEMPTS

CAREER

1,129	Tom Brady, New England (35 games)
765	Drew Bledsoe, N.E., Buff. (22 games)
722	Joe Ferguson, Buff., T.B., Ind. (25 games)
621	Jim Kelly, Buffalo (20 games)
521	Steve Grogan, New England (22 games)

GAME

61	Jared Goff, L.A. Rams (11/1/20 at Miami), 35 completions
59	Vinny Testaverde, N.Y. Jets (10/23/00 at New York), 36 completions
56	Dan Fouts, San Diego (11/18/84 at San Diego), 37 completions
56	Tom Brady, New England (9/7/14 at Miami), 29 completions
56	Andy Dalton, Cincinnati (12/22/19 at Miami), 33 completions

MOST PASS COMPLETIONS

CAREER

687	Tom Brady, New England (35 games)
418	Joe Ferguson, Buff., T.B., Ind. (25 games)
412	Drew Bledsoe, N.E., Buff. (22 games)
388	Jim Kelly, Buffalo (20 games)
303	Ken O'Brien, N.Y. Jets, Phil. (17 games)

GAME

38	Joe Ferguson, Buffalo (10/9/83 at Miami), 55 att.
37	Dan Fouts, San Diego (11/18/84 at San Diego), 56 att.
36	Vinny Testaverde, N.Y. Jets (10/23/00 at New York), 59 att.
36	Joe Flacco, Baltimore (12/4/16 at Baltimore), 47 att.
35	Drew Brees, San Diego (12/11/05 at San Diego), 52 att.
35	Jared Goff, L.A. Rams (11/1/20 at Miami), 61 att.

MOST CONSECUTIVE PASS COMPLETIONS

15	Steve DeBerg, San Francisco (11/16/80 at Miami)
----	-------------------------------------------------

MOST TOUCHDOWN PASSES

CAREER

67	Tom Brady, New England (35 games)
30	Drew Bledsoe, N.E., Buff. (22 games)
26	Joe Ferguson, Buff., T.B., Ind. (25 games)
25	Ken O'Brien, N.Y. Jets, Phil. (17 games)
24	Jim Kelly, Buffalo (20 games)

GAME

6	Tom Brady, New England (10/21/07 at Miami)
5	Len Dawson, Kansas City (10/8/67 at Kansas City)
5	Babe Parilli, Boston (10/15/67 at Boston)
5	Joe Ferguson, Buffalo (10/9/83 at Miami)
5	Vinny Testaverde, N.Y. Jets (10/23/00 at New York)
5	Trent Green, Kansas City (9/29/02 at Kansas City)
5	Deshawn Watson, Houston (10/25/18 at Houston)
5	Lamar Jackson, Baltimore (9/8/19 at Miami)

MOST PASSES HAD INTERCEPTED

CAREER

33	Joe Ferguson, Buff., T.B., Ind. (25 games)
29	Drew Bledsoe, N.E., Buff. (22 games)
27	Tom Brady, New England (35 games)
25	Richard Todd, N.Y. Jets (14 games)
25	Steve Grogan, New England (22 games)

GAME

6	Joe Namath, N.Y. Jets (10/19/75 at New York), 24 att.
6	Donald Hollas, Oakland (12/6/98 at Oakland), 31 att.
*5	Mike Phipps, Cleveland (12/24/72 at Miami), 23 att.
5	Bill Troup, Baltimore (9/10/78 at Baltimore), 33 att.
5	Ken Stabler, Oakland (12/10/78 at Miami), 36 att.
5	Joe Ferguson, Buffalo (9/7/80 at Buffalo), 32 att.
5	Joe Ferguson, Buffalo (11/21/82 at Buffalo), 28 att.
*5	Dan Fouts, San Diego (1/6/83 at Miami), 34 att.
*5	Richard Todd, N.Y. Jets (1/23/83 at Miami), 37 att.
5	Richard Todd, N.Y. Jets (10/16/83 at New York), 26 att.
5	Drew Bledsoe, New England (11/21/99 at Miami), 34 att.

HIGHEST COMPLETION PERCENTAGE

CAREER (min: 100 attempts)

69.9	Troy Aikman, Dallas (four games), 102 of 146 att.
69.2	Russell Wilson, Seattle (three games), 72 of 104 att.
68.9	Warren Moon, Hou., Minn. (six games), 102 of 148 att.
68.3	Eli Manning, NYG, (four games), 86 of 126 att.
67.6	Drew Brees, SD, NO (six games), 150 of 222 att.

GAME (min: 20 attempts)

87.1	Eli Manning, N.Y. Giants (12/14/15 at Miami), 27 of 31
85.7	Ben Roethlisberger, Pittsburgh (11/26/07 at Pittsburgh), 18 of 21
85.0	Lamar Jackson, Baltimore (9/8/19 at Miami), 17 of 20
84.0	Tom Brady, New England (10/21/07 at Miami), 21 of 25
82.6	Warren Moon, Houston (10/1/89 at Houston), 19 of 23

MOST 300-YARD PASSING GAMES

CAREER

8	Tom Brady, New England (35 games)
6	Drew Bledsoe, N.E., Buff. (22 games)
6	Philip Rivers, San Diego/L.A. Chargers (nine games)
3	Ken O'Brien, N.Y. Jets, Phil. (16 games)
3	Joe Ferguson, Buff., T.B., Ind. (25 games)
3	Jim Kelly, Buffalo (20 games)
3	Vinny Testaverde, T.B., Clev., Bal., N.Y. Jets (11 games)
3	Andrew Luck, Indianapolis (three games)
3	Derek Carr, Oakland/Las Vegas (four games)

LONGEST PASS PLAYS

99t	Tom Brady to Wes Welker (9/12/11 vs. New England)
93t	Mike Livingston to Otis Taylor, 79 yards; lateral to Robert Holmes, 14 yards (10/19/69 at Kansas City)
92t	Joe Ferguson to Frank Lewis (9/17/78 vs. Buffalo)
89t	Len Dawson to Otis Taylor (11/13/66 at Kansas City)
89t	Joe Namath to Richard Caster (10/7/74 at N.Y. Jets)
87t	Charlie Batch to Heath Miller (9/7/06 at Pittsburgh)
86t	Aaron Rodgers to Greg Jennings (10/17/10 at Green Bay)
85t	Derek Carr to Nelson Agholor (12/26/20 at Las Vegas)
84t	Drew Bledsoe to Ben Coates (11/3/96 at New England)
84t	Eli Manning to Odell Beckham Jr. (12/14/15 vs. N.Y. Giants)
83t	Jim Kelly to Andre Reed (12/4/94 vs. Buffalo)
83t	Lamar Jackson to Marquise Brown (9/8/19 vs. Baltimore)
*82t	Daryle Lamonica to Rod Sherman (12/27/70 at Oakland)
82t	Dan Pastorini to Charlie Joiner (9/24/72 vs. Houston)
82t	Tom Brady to Troy Brown (10/19/03 vs. New England)
81t	Tom Brady to Sam Aiken (12/6/09 vs. New England)
80t	Sam Wyche to Bob Trumpy (11/17/68 vs. Cincinnati)
80t	Ken Anderson to Isaac Curtis (11/28/83 vs. Cincinnati)
80t	Warren Moon to Butch Woolfolk (9/8/85 at Houston)
80t	Mike Pagel to Wayne Capers (11/17/85 at Indianapolis)
80t	John Friesz to Brian Blades (10/6/96 vs. Seattle)
80t	Alex Van Pelt to Eric Moulds (11/25/01 at Buffalo)
80t	Peyton Manning to Dallas Clark (9/21/09 vs. Indianapolis)

RECEIVING

MOST RECEPTIONS

CAREER

122	Andre Reed, Buffalo (28 games)
99	Wes Welker, N.E., Den. (12 games)
84	Marvin Harrison, Indianapolis (15 games)
78	Al Toon, N.Y. Jets (14 games)
76	Julian Edelman, New England (16 games)

GAME

15	Isaac Bruce, St. Louis (12/24/95 at St. Louis), 210 yards
14	Al Toon, N.Y. Jets (11/27/88 at New York), 181 yards
*13	Kellen Winslow, San Diego (1/2/82 at Miami), 166 yards
13	Antonio Gates, San Diego (12/11/05 at San Diego), 123 yards
13	Julian Edelman, New England (12/15/13 at Miami), 139 yards

MOST RECEIVING YARDS

CAREER

1,731	Andre Reed, Buffalo (28 games), 122 receptions
1,371	Stanley Morgan, N.E., Ind. (25 games), 68 receptions
1,342	Wesley Walker, N.Y. Jets (19 games), 70 receptions
1,221	Eric Moulds, Buff., Hou. (21 games), 73 receptions
1,196	Wes Welker, N.E., Den. (12 games), 99 receptions

GAME

*240	Eric Moulds, Buffalo (1/2/99 at Miami), 9 receptions
221	Eric Decker, N.Y. Jets (12/28/14 at Miami), 10 receptions
220	Ron Jessie, Los Angeles (10/3/76 at Miami), 7 receptions
210	Isaac Bruce, St. Louis (12/24/95 at St. Louis), 15 receptions
196	Eric Moulds, Buffalo (11/25/01 at Buffalo), 6 receptions

MOST RECEIVING TOUCHDOWNS

CAREER

17	Wesley Walker, N.Y. Jets (19 games), 70 receptions
13	Irving Fryar, N.E., Phil., Wash. (20 games), 61 receptions
11	Laveranues Coles, N.Y. Jets, Wash. (15 games), 52 receptions
11	Eric Moulds, Buff., Hou. (21 games), 73 receptions
10	Randy Moss, Minn., Oak., N.E., S.F. (12 games), 48 receptions
10	Andre Reed, Buffalo (28 games), 122 receptions

GAME

4	Jimmie Giles, Tampa Bay (10/20/85 at Miami)
4	Wesley Walker, N.Y. Jets (9/21/86 at New York)
4	Irving Fryar, Philadelphia (10/20/96 at Philadelphia)
3	18 times; last by Danny Woodhead, San Diego (12/20/15 at San Diego)

HIGHEST RECEIVING AVERAGE

CAREER (min: 40 receptions)

20.2	Stanley Morgan, N.E., Ind. (25 games), 68/1,371 yards
19.2	Lee Evans, Buff. (13 games), 43/827 yards
19.2	Wesley Walker, N.Y. Jets (19 games), 70/1,342 yards
18.0	Frank Lewis, Pit., Buff (14 games), 46/380 yards
17.3	Shawn Jefferson, S.D., N.E. (12 games), 42/726 yards

GAME (min: 3 receptions)

43.3	Theo Bell, Pittsburgh (11/30/80 at Pittsburgh), 4/173 yards
40.0	Butch Woolfolk, Houston (9/8/85 at Houston), 3/120 yards
39.0	Richard Caster, N.Y. Jets (10/7/74 at Miami), 3/117 yards
38.0	Stanley Morgan, New England (10/21/84 at New England), 3/114 yards

MOST 100-YARD RECEIVING GAMES

6	Wes Welker, N.E., Den. (12 games)
5	Al Toon, N.Y. Jets (14 games)
5	Andre Reed, Buffalo (28 games)
5	Stanley Morgan, N.E., Ind. (23 games)
4	Wesley Walker, N.Y. Jets (18 games)

4	Marvin Harrison, Indianapolis (15 games)
4	Randy Moss, Minn., Oak., N.E., S.F. (12 games)

FIELD GOALS

MOST FIELD GOALS

CAREER

46	Adam Vinatieri, N.E., Ind. (27 games)
38	Stephen Gostkowski, N.E. (26 games)
37	Pat Leahy, N.Y. Jets (32 games)
32	Steve Christie, T.B., Buff., S.D. (21 games)
32	Nick Folk, Dal./N.Y. Jets/N.E. (17 games)

GAME

5	Roy Gerela, Houston (9/28/69 at Houston), 5 att.
5	Dean Biasucci, Indianapolis (9/25/88 at Indianapolis), 6 att.
*5	Steve Christie, Buffalo (1/17/93 at Miami), 6 att.
5	Jason Elam, Denver (10/13/02 at Denver), 5 att.
5	Kris Brown, Houston (9/7/03 at Miami), 7 att.
5	Kris Brown, Houston (10/7/07 at Houston), 5 att.
5	Dan Carpenter, Buffalo (9/14/14 at Buffalo), 6 att.
5	Mike Nugent, Cincinnati (9/29/16 at Cincinnati), 5 att.
5	Harrison Butker, Kansas City (12/24/17 at Kansas City), 6 att.

LONGEST FIELD GOALS

59	Steve Christie, Buffalo (9/26/93 at Buffalo)
58	Jason Myers, Jacksonville (9/20/15 at Jacksonville)
57	Kris Brown, Houston (10/7/07 at Houston)
57	Randy Bullock, Cincinnati (12/22/19 at Miami)
56	Rian Lindell, Buffalo (11/29/09 at Buffalo)
56	Dave Rayner, Buffalo (1/20/11 at Miami)
56	Chandler Catanzaro, Arizona (12/11/16 at Miami)
56	Jason Myers, N.Y. Jets (1/14/18 at N.Y. Jets)

INTERCEPTIONS

MOST INTERCEPTIONS

CAREER

9	Nate Clements, Buff., S.F., Cin. (14 games)
7	Johnny Robinson, Kansas City (five games)
7	Roland James, New England (19 games)
6	Raymond Clayborn, N.E., Clev. (25 games)
6	Willie Brown, Oakland (six games)
6	Ronnie Lippett, New England (15 games)
6	Mike Prior, T.B., Ind., G.B. (14 games)
6	Victor Green, N.Y. Jets, N.E. (19 games)
6	Marcus Coleman, N.Y. Jets, Hou. (13 games)
6	Darrelle Revis, N.Y. Jets, T.B., N.E., K.C. (17 games)

GAME

3	Clarence Duren, San Diego (10/30/77 at Miami), 45 yards
3	Jeff Nixon, Buffalo (9/7/80 at Buffalo), 31 yards
3	Erik McMillan, N.Y. Jets (10/23/88 at Miami), 57 yards
3	Marcus Coleman, N.Y. Jets (10/23/00 at N.Y. Jets), 7 yards
3	Greg Wesley, Kansas City (9/29/02 at Kansas City), 71 yards
3	Nate Clements, Buffalo (10/20/02 at Miami), 39 yards

MOST INTERCEPTION RETURN YARDS

GAME

151	Mike Haynes, L.A. Raiders (12/2/84 at Miami), 2 interceptions
-----	---------------------------------------------------------------

LONGEST INTERCEPTION RETURNS

102t	Eddie Anderson, L.A. Raiders (12/14/92 at Miami), Dan Marino
100t	Aaron Glenn, N.Y. Jets (9/15/96 at Miami), Dan Marino
100t	Jimmy Hitchcock, New England (11/23/97 at New England), Dan Marino
100t	Darrelle Revis, N.Y. Jets (10/17/11 at N.Y. Jets), Matt Moore
98t	Marcus Coleman, N.Y. Jets (12/27/99 at Miami), Dan Marino
97t	Mike Haynes, L.A. Raiders (12/2/84 at Miami), Dan Marino
97t	Najee Mustafaaf, Cleveland (10/10/93 at Cleveland), Scott Mitchell
90t	Steve Emtman, Indianapolis (10/25/92 at Miami), Dan Marino
*90t	Tory James, Oakland (1/6/01 at Oakland), Jay Fiedler

LONGEST PLAYS

PUNTS

89	Luke Prestridge, New England (10/21/84 at New England)
80	Chris Mohr, Buffalo (10/13/96 at Buffalo)
73	Rich Camarillo, New England (9/13/87 at New England)
73	Josh Miller, Pittsburgh (9/20/98 at Miami)
73	Todd Sauerbrun, Carolina (11/4/01 at Miami)

PUNT RETURNS

94t	Julian Edelman, New England (12/11 at New England)
93t	Johnnie Lee Higgins, Oakland (11/16/08 at Miami)
84t	Clarence Verdin, Indianapolis (10/25/92 at Miami)
84t	Isaiah McKenzie, Buffalo (1/3/21 at Buffalo)
83t	Billy Johnson, Houston (11/16/75 at Houston)

KICKOFF RETURNS

104t	Terrence McGee, Buffalo (12/5/04 at Miami)
103t	Brandon Tate, New England (10/5/10 at Miami)
102t	Harold Hart, Oakland (9/22/75 at Oakland)
102t	C.J. Spiller, Buffalo (9/14/14 at Buffalo)
101t	Jacoby Ford, Oakland (11/28/10 at Oakland)

FUMBLE RETURNS

100t	Chris Martin, Kansas City (10/13/91 at Kansas City), Sammie Smith
*79t	Neil Smith, Denver (1/9/99 at Denver), Oronde Gadsden
69t	Shea McClellin, New England (1/1/17 at Miami), Damien Williams
66t	Greg Townsend, L.A. Raiders (9/19/83 at L.A. Raiders), David Woodley
62t	Hugh Douglas, N.Y. Jets (12/22/96 at N.Y. Jets), Stanley Pritchett

BLOCKED FIELD GOALS

78t	George Radachowsky, N.Y. Jets (9/24/89 at Miami), Pete Stoyanovich
76t	Charles Romes, Buffalo (9/2/79 at Buffalo), Uwe von Schamann
62t	Kyle Arrington, New England (12/14/14 at New England), Caleb Sturgis

OPPONENT TOP TENS

RUSHING

PLAYER	TEAMS	GAMES	NO.	YDS.	AVG.	LG	TD
1. Thurman Thomas	Buffalo	20	364	1,620	4.5	30t	8
2. Freeman McNeil	N.Y. Jets	21	281	1,507	5.4	58	2
	New England, N.Y. Jets	20	409	1,507	3.7	37	13
4. O.J. Simpson	Buffalo	16	240	1,177	4.9	75t	4
5. Eric Dickerson	L.A. Rams, Ind., L.A. Raid.	11	231	1,065	4.6	40	6
6. Jim Nance	N.Y. Jets, Boston	12	183	933	5.1	30t	9
7. Lydell Mitchell	San Diego Baltimore	12	235	912	3.9	64t	6
8. Willis McGahee	Buffalo, Baltimore, Denver	10	232	848	3.7	31	2
9. Antowain Smith	Buffalo, N.E., N.O.	14	232	822	3.5	44	4
10. John Riggins	N.Y. Jets, Washington	13	183	761	4.2	N/A	5

PASSING

PLAYER	TEAMS	GAMES	ATT.	COMP.	YDS.	PCT.	TD	INT.
1. Tom Brady	New England	35	1,129	687	8,185	60.9	67	27
2. Drew Bledsoe	New England, Buffalo	22	765	412	5,397	53.9	30	29
3. Joe Ferguson	Buffalo, T.B., Ind.	25	722	418	4,902	57.9	26	33
4. Jim Kelly	Buffalo	20	621	388	4,560	62.5	24	19
5. Ken O'Brien	N.Y. Jets, Philadelphia	17	489	303	3,837	62.0	25	13
6. Steve Grogan	New England	22	521	280	3,709	53.7	21	25
7. Peyton Manning	Indianapolis, Denver	13	436	272	3,214	62.4	22	18
8. Joe Namath	N.Y. Jets	16	388	201	2,956	51.8	19	24
9. Richard Todd	N.Y. Jets	14	355	203	2,718	57.2	18	25
10. Philip Rivers	San Diego, L.A. Chargers	9	298	190	2,483	63.8	12	10

RECEPTIONS

PLAYER	TEAMS	GAMES	NO.	YDS.	AVG.	LG	TD
1. Andre Reed	Buffalo	28	122	1,731	14.2	83t	10
2. Wes Welker	New England, Denver	12	99	1,196	12.1	99t	7
3. Marvin Harrison	Indianapolis	15	84	1,133	13.5	45	9
4. Al Toon	N.Y. Jets	14	78	1,054	14.0	44t	4
5. Julian Edelman	New England	16	76	951	12.5	77t	6
6. Eric Moulds	Buffalo, Houston	21	73	1,221	16.7	80t	11
7. Wayne Chrebet	N.Y. Jets	20	72	991	13.8	70	8
8. Wesley Walker	N.Y. Jets	19	70	1,342	19.2	71t	17
9. Stanley Morgan	New England, Indianapolis	25	68	1,371	20.2	76t	6
10. Thurman Thomas	Buffalo	20	67	693	10.3	50t	3

RECEIVING YARDS

PLAYER	TEAMS	GAMES	NO.	YDS.	AVG.	LG	TD
1. Andre Reed	Buffalo	28	122	1,731	14.2	83t	10
2. Stanley Morgan	N.E., Indianapolis	25	68	1,371	20.2	76t	6
3. Wesley Walker	N.Y. Jets	19	70	1,342	19.2	71t	17
4. Eric Moulds	Buffalo, Houston	21	73	1,221	16.7	80t	11
5. Wes Welker	New England, Denver	12	99	1,196	12.1	99t	7
6. Marvin Harrison	Indianapolis	15	84	1,133	13.5	45	9
7. Al Toon	N.Y. Jets	14	78	1,054	14.0	44t	4
8. Wayne Chrebet	N.Y. Jets	20	72	991	13.8	70	8
9. Irving Fryar	N.E., Phil. Wash.	20	61	978	16.0	54t	13
10. Julian Edelman	New England	16	76	951	12.5	77t	6

1972 DOLPHINS LEAD NFL IN SCORING OFFENSE AND DEFENSE

En route to their perfect 17-0 season, the 1972 Miami Dolphins led the NFL that year in both points scored and points allowed. During the regular season, they averaged 27.5 points per contest while yielding an average of only 12.2. They are one of only 12 teams in NFL history to achieve this feat, and of the other 11, only the 1996 Green Bay Packers went on to win the Super Bowl.

OPPONENTS OUTSTANDING PERFORMANCES

GAMES OF 300+ PASSING YARDS

PLAYER	TEAM	DATE	ATT.	COMP.	YDS.	TD	INT.	LG
Tom Brady	New England	9/12/11	48	32	517	4	1	99t
Ken O'Brien	N.Y. Jets	9/21/86	43	29	479	4	1	65t
James Harris	L.A. Rams	10/3/76	29	17	436	2	1	58
* Dan Fouts	San Diego	1/2/82	55	33	433	4	1	43
Andrew Luck	Indianapolis	11/4/12	48	30	433	2	0	48
Drew Bledsoe	New England	11/23/98	54	28	423	2	2	49
Drew Bledsoe	New England	9/4/94	51	32	421	4	2	62t
Joe Ferguson	Buffalo	10/9/83	55	38	419	5	1	35
Drew Bledsoe	New England	11/3/96	41	30	419	3	2	84t
Joe Namath	N.Y. Jets	10/1/67	39	23	415	3	1	62
Matt Cassel	New England	11/23/08	43	30	415	3	1	64
Josh Allen	Buffalo	9/20/20	35	24	415	4	0	47
Drew Brees	New Orleans	9/30/13	39	30	413	4	0	48
Bernie Kosar	Cleveland	11/10/86	50	32	401	0	0	44
Andy Dalton	Cincinnati	12/22/19	56	33	396	4	0	34t
Ken O'Brien	N.Y. Jets	11/10/85	43	26	393	2	0	44
Patrick Mahomes	Kansas City	12/13/20	34	24	393	2	3	44t
Boomer Esiason	N.Y. Jets	11/27/94	41	26	382	2	2	69
Elvis Grbac	San Francisco	11/20/95	41	31	382	4	0	47t
Joe Flacco	Baltimore	12/4/16	47	36	381	4	1	53t
Jim Kelly	Buffalo	9/1/91	39	29	381	2	1	54t
Dan Fouts	San Diego	11/18/84	56	37	380	4	1	44
Matt Schaub	Houston	10/12/08	42	22	379	1	2	61
Vinny Testaverde	N.Y. Jets	10/23/00	59	36	378	5	3	30t
Vinny Testaverde	N.Y. Jets	9/14/03	45	29	373	1	1	61
Carson Palmer	Oakland	9/16/12	48	24	373	1	1	64t
Steve DeBerg	Tampa Bay	10/20/85	32	19	365	4	1	57
Tom Brady	New England	12/15/13	55	34	364	2	1	30
Troy Aikman	Dallas	10/27/96	41	33	363	3	0	61
Brett Favre	Green Bay	9/11/94	51	31	362	2	1	35
Kurt Warner	Arizona	9/14/08	24	19	361	3	0	79
* Doug Flutie	Buffalo	1/2/99	36	21	360	1	1	65
Russell Wilson	Seattle	10/4/20	34	24	360	2	1	57
Jim Kelly	Buffalo	10/25/87	39	29	359	2	0	34
Brian Sipe	Cleveland	11/18/79	42	23	358	3	0	54
Geno Smith	N.Y. Jets	12/28/14	25	20	358	3	0	74t
Tom Brady	New England	12/9/18	43	27	358	3	0	37t
Bert Jones	Baltimore	9/27/81	27	20	357	3	1	67t
Tom Brady	New England	10/29/15	38	26	356	4	0	47t
Steve Grogan	New England	11/8/81	40	23	355	1	4	76t
Daunte Culpepper	Minnesota	9/10/00	37	23	355	1	3	42
Jared Goff	L.A. Rams	11/1/20	35	61	355	1	2	26
Danny White	Dallas	10/25/81	32	22	354	3	1	38
Tom Brady	New England	10/21/07	25	21	354	6	0	50t
Tom Brady	New England	12/6/09	29	19	352	2	2	81t
Steve Grogan	New England	11/29/79	39	21	350	3	2	38
Eli Manning	N.Y. Giants	10/30/11	45	31	349	2	0	26
Ben Roethlisberger	Pittsburgh	12/8/13	39	23	349	3	0	67
Dennis Shaw	Buffalo	10/18/70	32	24	348	2	2	48
Derek Carr	Oakland	9/23/18	39	27	345	1	2	66
Daryle Lamonica	Oakland	9/21/68	24	15	344	4	0	73t
Mike Tomczak	Pittsburgh	11/20/94	42	26	343	0	0	40
Erik Kramer	Chicago	10/27/97	50	32	343	2	0	54
Andrew Luck	Indianapolis	11/25/18	37	30	343	3	2	36
Ken Anderson	Cincinnati	11/28/83	36	23	342	1	2	80t
Pat Ryan	N.Y. Jets	11/27/88	43	27	341	2	1	35
Tony Eason	New England	9/17/89	49	25	341	1	1	45
* Jim Kelly	Buffalo	1/12/91	29	19	339	3	1	44
Joe Ferguson	Buffalo	10/12/81	29	20	338	3	0	65t
Andy Dalton	Cincinnati	10/31/13	53	32	338	0	3	26
Eli Manning	N.Y. Giants	12/14/15	31	27	337	4	0	84t
Derek Carr	Las Vegas	12/26/20	34	21	336	1	0	85t
Brian Griese	Denver	10/13/02	46	27	335	1	2	52
Sam Darnold	N.Y. Jets	9/16/18	25	41	334	1	2	44
Steve Bartkowski	Atlanta	9/21/80	36	18	332	2	0	53
Tom Brady	New England	11/8/09	37	25	332	1	1	71t

GAMES OF 300+ PASSING YARDS

PLAYER	TEAM	DATE	ATT.	COMP.	YDS.	TD	INT.	LG
Joe Ferguson	Buffalo	12/17/77	40	25	331	1	3	27
** Joe Montana	San Francisco	1/20/85	35	24	331	3	0	34
Vinny Testaverde	Baltimore	10/19/97	47	32	331	1	0	34t
Philip Rivers	L.A. Chargers	9/17/17	39	31	331	1	0	24
Ken O'Brien	N.Y. Jets	9/24/89	37	27	329	3	1	37t
Drew Bledsoe	New England	1/2/94	43	27	329	4	1	42
Tyrod Taylor	Buffalo	12/24/16	39	26	329	3	0	53
Kurt Warner	St. Louis	9/30/01	31	24	328	4	0	45t
Trent Green	Kansas City	9/29/02	34	24	328	5	0	46
Brooks Bollinger	N.Y. Jets	12/18/05	42	28	327	2	0	60t
Baker Mayfield	Cleveland	11/24/19	34	24	327	3	1	37
Bruce Matheson	Seattle	10/4/87	42	20	326	2	3	30
Warren Moon	Minnesota	9/25/94	37	26	326	3	0	44t
Philip Rivers	San Diego	11/13/16	44	23	326	3	4	51t
Neil O'Donnell	N.Y. Jets	9/15/96	44	25	325	3	3	78t
Kevin Kolb	Arizona	9/30/12	48	29	324	3	2	46t
Lamar Jackson	Baltimore	9/8/19	20	17	324	5	0	83t
Boomer Esiason	N.Y. Jets	9/12/93	33	22	323	2	1	51
Glenn Foley	N.Y. Jets	11/9/97	48	25	322	1	1	33
Andrew Luck	Indianapolis	9/15/13	43	25	321	1	1	47
Mark Rypien	St. Louis	12/24/95	42	27	320	2	1	31
Tyler Thigpen	Kansas City	12/21/08	41	20	320	2	3	75
Jim Harbaugh	Indianapolis	10/8/95	33	25	319	3	0	47t
Neil O'Donnell	N.Y. Jets	10/12/97	37	24	319	2	0	70
Carson Palmer	Cincinnati	12/30/07	32	23	316	3	1	70t
Ryan Fitzpatrick	Buffalo	12/18/11	47	31	316	2	3	28
Mitchell Trubisky	Chicago	10/14/18	31	22	316	3	1	54
Sam Bradford	St. Louis	10/14/12	39	26	315	0	0	65
Steve Bono	Kansas City	12/12/94	55	33	314	2	3	22t
* Joe Montana	Kansas City	12/31/94	37	26	314	2	1	57t
Dan Fouts	San Diego	10/15/78	30	22	313	1	2	46
Tony Eason	New England	10/21/84	29	19	313	3	0	76t
Aaron Rodgers	Green Bay	10/17/10	33	18	313	1	1	86t
* Mark Malone	Pittsburgh	1/6/85	36	20	312	3	3	29t
Drew Bledsoe	New England	12/24/00	34	18	312	2	2	59
Philip Rivers	San Diego	12/20/15	36	26	311	3	2	31
Richard Todd	N.Y. Jets	10/4/81	39	28	310	4	1	46
Philip Rivers	L.A. Chargers	9/29/19	30	24	310	2	0	25
Carson Wentz	Philadelphia	12/1/19	46	28	310	3	1	27
Alex Van Pelt	Buffalo	11/25/01	34	21	309	3	1	80t
Mike Livingston	Kansas City	10/19/69	34	17	308	1	1	93t
Neil Lomax	St. Louis	9/30/84	37	22	308	1	0	29
Matt Schaub	Baltimore	12/6/15	46	32	308	1	2	41t
Jay Cutler	Denver	11/2/08	46	24	307	2	3	47
Philip Rivers	San Diego	10/2/11	31	21	307	1	0	55t
* Dan Pastorini	Houston	12/24/78	29	20	306	1	0	34
Jim Kelly	Buffalo	10/4/92	48	25	306	1	4	28
Drew Bledsoe	Buffalo	12/1/02	27	15	306	3	0	73t
Mark Sanchez	N.Y. Jets	9/23/12	45	21	306	1	2	66
Greg Landry	Baltimore	11/25/79	42	25	304	3	1	31t
Tom Brady	New England	12/24/11	46	27	304	1	0	42
Alex Smith	Kansas City	12/24/17	39	25	304	1	0	52
Sonny Jurgensen	Washington	10/13/74	39	26	303	2	3	37
Peyton Manning	Indianapolis	9/21/09	23	14	303	2	0	80t
Phillip Rivers	San Diego	9/27/09	33	18	303	0	0	55
Peyton Manning	Indianapolis	9/6/98	37	21	302	1	3	42
Ben Roethlisberger	Pittsburgh	10/24/10	27	19	302	2	0	53t
Pat Ryan	N.Y. Jets	10/4/87	49	30	301	4	2	35t
Derek Carr	Oakland	11/5/17	30	21	300	1	1	44t

GAMES OF 100+ RECEIVING YARDS

PLAYER	TEAM	DATE	NO.	YDS.	TD	LG
* Eric Moulds	Buffalo	1/2/99	9	240	1	65
Eric Decker	N.Y. Jets	12/28/14	10	221	1	74t
Ron Jessie	L.A. Rams	10/3/76	7	220	2	58t
Isaac Bruce	St. Louis	12/24/95	15	210	1	31
Eric Moulds	Buffalo	11/25/01	6	196	2	80t
Wesley Walker	N.Y. Jets	9/21/86	6	194	4	65t
Michael Irvin	Dallas	10/27/96	12	186	1	61
Dallas Clark	Indianapolis	9/21/09	7	183	1	80t

GAMES OF 100+ RECEIVING YARDS

PLAYER	TEAM	DATE	NO.	YDS.	TD	LG
Stanley Morgan	New England	11/8/81	5	182	1	76t
Al Toon	N.Y. Jets	11/27/88	14	181	0	29
Andre Johnson	Houston	10/12/08	10	178	1	61
Reggie Rucker	Cleveland	11/18/79	9	177	1	54
Marvin Harrison	Indianapolis	11/11/01	9	174	3	45
Theo Bell	Pittsburgh	11/30/80	4	173	0	45
A.J. Green	Cincinnati	9/29/16	10	173	1	51
Jordy Nelson	Oakland	9/23/18	6	173	1	66
Johnnie Morton	Detroit	12/7/97	9	171	1	41
Steve Smith	Carolina	9/25/05	11	170	3	53t
Cris Carter	Minnesota	9/10/00	9	168	0	42
Sammy Watkins	Buffalo	11/8/15	8	168	1	63
Wes Welker	New England	12/6/09	10	167	0	58
* Kellen Winslow	San Diego	1/2/82	13	166	1	31
Odell Beckham Jr.	N.Y. Giants	12/14/15	7	166	2	84t
Tommy Kane	Seattle	12/16/90	10	162	0	25
Antwaan Randle El	Washington	9/9/07	5	162	0	54
Ben Coates	New England	9/4/94	8	161	2	62t
Don Maynard	N.Y. Jets	12/1/68	7	160	3	54t
Wes Welker	New England	9/12/11	8	160	2	99t
Al Toon	N.Y. Jets	9/24/89	10	159	1	37t
Bake Turner	N.Y. Jets	12/15/68	7	157	0	71
Al Toon	N.Y. Jets	11/10/85	10	156	0	44
Allen Robinson	Jacksonville	9/20/15	6	155	2	52
Nelson Agholor	Las Vegas	12/26/20	5	155	1	85t
Andre Reed	Buffalo	9/1/91	11	154	1	54t
Sammy Watkins	Buffalo	12/24/16	7	154	1	53
Frank Lewis	Buffalo	9/17/78	5	153	1	92t
Larry Fitzgerald	Arizona	9/14/08	6	153	0	75
Stefon Diggs	Buffalo	9/20/20	8	153	1	47
Julian Edelman	New England	1/1/17	8	151	1	77t
* James Lofton	Buffalo	1/12/91	7	149	1	44
Jerry Rice	San Francisco	11/20/95	8	149	2	47t
Stanley Morgan	New England	12/22/86	8	148	2	30t
Jarvis Landry	Cleveland	11/24/19	10	148	2	37
Randy Moss	New England	11/8/09	6	147	1	71t
Santonio Holmes	N.Y. Jets	9/23/12	9	147	0	38
Marquise Brown	Baltimore	9/8/19	4	147	2	83t
Marlin Briscoe	Buffalo	10/18/70	7	145	2	46t
Raymond Butler	Baltimore	9/27/81	4	145	2	67t
Keyshawn Johnson	N.Y. Jets	12/12/99	11	144	2	27
Marvin Harrison	Indianapolis	9/15/02	11	144	1	33
Terrelle Pryor Sr.	Cleveland	9/25/16	8	144	0	40
Mark Carrier	Tampa Bay	10/30/88	9	142	0	47
George Sauer	N.Y. Jets	11/20/66	7	142	0	-
* Stephone Paige	Kansas City	1/5/91	8	142	1	33
Santana Moss	N.Y. Jets	9/14/03	5	142	1	61
Tony Gonzalez	Kansas City	9/29/02	7	140	3	42t
Anquan Boldin	Arizona	9/14/08	6	140	3	79t
George Sauer	N.Y. Jets	10/22/67	6	139	1	61t
Julian Edelman	New England	12/15/13	13	139	1	24t
Wes Welker	New England	10/21/07	9	138	2	36
Wes Welker	New England	12/24/11	12	138	0	42
Antonio Brown	Pittsburgh	12/8/13	5	138	1	56
Jimmy Teal	Seattle	10/4/87	9	137	0	32
Joey Galloway	Seattle	10/6/96	5	137	2	65t
John Brown	Buffalo	11/17/19	9	137	2	40t
Alshon Jeffrey	Philadelphia	12/1/19	9	137	1	27
Alfred Jenkins	Atlanta	9/21/80	4	136	0	33
Jeff Graham	N.Y. Jets	9/15/96	5	136	1	78t
* Jimmy Smith	Jacksonville	1/15/00	5	136	2	70t
Travis Kelce	Kansas City	12/13/20	8	136	1	32
Ben Coates	New England	11/3/96	5	135	2	84t
Gene Foster	San Diego	10/2/66	6	134	2	63t
Jim Whalen	Boston	10/15/67	6	134	3	-
Andre Reed	Buffalo	10/13/96	10	134	0	49
Brent Celek	Philadelphia	11/15/15	4	134	0	60
Leonard Thompson	Detroit	10/27/85	6	133	1	48
Stephone Paige	Kansas City	12/3/89	7	133	1	38t
Greg Jennings	Green Bay	10/17/10	6	133	1	86t

GAMES OF 100+ RECEIVING YARDS

PLAYER	TEAM	DATE	NO.	YDS.	TD	LG
Fred Biletnikoff	Oakland	9/20/69	9	132	1	13t
Otis Taylor	Kansas City	10/19/69	4	131	0	79
J.J. Birden	Kansas City	12/12/94	10	131	1	22t
Shawn Jefferson	New England	11/23/98	6	131	1	38
Troy Brown	New England	10/19/03	6	131	1	82t
Chad Johnson	Cincinnati	12/30/07	4	131	2	70t
Hines Ward	Pittsburgh	10/24/10	7	131	1	43
Danny Amendola	New England	12/15/13	10	131	0	30
Brandon Marshall	N.Y. Jets	11/29/15	9	131	2	47
Chris Burkett	Buffalo	10/25/87	9	130	1	34
Eric Moulds	Buffalo	12/1/02	5	130	1	57t
Randy Vataha	New England	12/5/71	7	129	2	51t
* Steve Largent	Seattle	12/29/84	6	128	1	56t
Matt Jones	Jacksonville	12/3/06	6	128	1	33
A.J. Green	Cincinnati	10/31/13	11	128	0	21
Brandon Marshall	N.Y. Jets	10/4/15	7	128	0	58
Tyler Boyd	Cincinnati	12/22/19	9	128	2	34t
Cris Collinsworth	Cincinnati	11/28/83	8	127	0	48
Jake Reed	Minnesota	9/25/94	9	127	0	21
Andre Reed	Buffalo	12/16/96	6	127	1	67t
Nate Washington	Houston	10/25/15	9	127	2	27t
Charlie Mitchell	Denver	12/4/66	4	126	1	79t
Wesley Walker	N.Y. Jets	11/26/78	6	126	1	42
Roy Williams	Detroit	11/23/06	6	126	0	41
Jared Cook	Oakland	11/5/17	8	126	0	35
Lance Alworth	San Diego	11/12/67	4	125	1	54t
Stanley Morgan	New England	10/5/86	6	125	1	27t
Tim Brown	Oakland	11/30/97	8	125	1	36
Raghib Ismail	Dallas	11/25/99	5	125	1	65t
Marvin Harrison	Indianapolis	12/5/99	8	125	0	36
Randy Moss	New England	11/23/08	8	125	3	29t
Emmanuel Sanders	Denver	11/23/14	9	125	0	35
Tyrell Williams	San Diego	11/13/16	5	125	1	51t
T.Y. Hilton	Indianapolis	11/25/18	7	125	0	36
Stanley Morgan	New England	11/29/79	5	124	1	38t
Rob Moore	N.Y. Jets	9/12/93	6	124	0	51
Rob Moore	N.Y. Jets	11/27/94	7	124	0	35
T.Y. Hilton	Indianapolis	9/15/13	6	124	0	47
* Antonio Brown	Pittsburgh	1/8/17	5	124	2	62t
Will Fuller	Houston	10/25/18	5	124	1	73t
Antonio Gates	San Diego	12/11/05	13	123	1	25
Christian Kirk	Arizona	11/8/20	5	123	1	56t
Jim Whalen	Boston	12/17/67	4	122	0	33
* Fred Biletnikoff	Oakland	12/21/74	8	122	1	20
Dokie Williams	L.A. Raiders	12/2/84	2	122	1	75t
Andre Reed	Buffalo	9/11/88	8	122	0	21
* Andre Reed	Buffalo	1/12/91	4	122	2	43
Randy Moss	New England	10/21/07	4	122	2	50t
Don Maynard	N.Y. Jets	10/1/67	10	121	0	-
Don Maynard	N.Y. Jets	11/2/69	4	121	2	42t
Wayne Patrick	Buffalo	10/18/70	6	121	0	48
Joe Washington	Baltimore	11/11/79	10	121	0	23
Henry Ellard	L.A. Rams	12/14/86	8	121	1	22
Tony Martin	San Diego	11/5/95	7	121	1	50t
Darrell Jackson	Seattle	10/28/01	5	121	1	64
Torrey Smith	Baltimore	10/6/13	6	121	0	41
George Sauer	N.Y. Jets	10/1/67	10	120	0	-
Sammy White	Minnesota	12/11/76	9	120	3	36t
Butch Woolfolk	Houston	9/8/85	3	120	1	80t
Wes Welker	New England	11/23/08	8	120	0	64
Vincent Jackson	San Diego	9/27/09	5	120	0	55
Lance Alworth	San Diego	10/2/66	6	119	2	-
Eric Sievers	San Diego	11/18/84	12	119	2	24
Fred Biletnikoff	Oakland	10/4/69	9	119	1	23
Mike Jones	New Orleans	12/7/86	6	119	0	34
Andre Johnson	Houston	9/9/12	8	119	1	29
Tim Patrick	Denver	11/22/20	5	119	0	61
Vincent Brisby	New England	11/12/95	6	118	1	47t
Andre Roberts	Arizona	9/30/12	6	118	2	46t
Richard Caster	N.Y. Jets	10/7/74	3	117	1	89t

GAMES OF 100+ RECEIVING YARDS

PLAYER	TEAM	DATE	NO.	YDS.	TD	LG
O.J. Simpson	Buffalo	12/7/75	8	117	1	62t
Eric Sievers	New England	12/10/89	6	117	0	41
Carl Pickens	Cincinnati	10/1/95	9	117	3	44t
Lee Evans	Buffalo	12/4/05	5	117	3	56t
Sammy Watkins	Buffalo	9/14/14	8	117	1	30
Robby Anderson	N.Y. Jets	12/8/19	7	117	1	39
Paul Coffman	Green Bay	10/28/79	5	116	1	78t
Jimmie Giles	Tampa Bay	10/20/85	7	116	4	39t
Irving Fryar	Philadelphia	10/20/96	8	116	4	38t
Shawn Jefferson	New England	10/25/98	4	116	0	54
Lee Evans	Buffalo	10/26/08	7	116	0	33
Peyton Hillis	Denver	11/2/08	7	116	1	47
Tony Hill	Dallas	12/17/84	6	115	1	66t
Steve Breaston	Kansas City	11/6/11	7	115	0	37
Julio Jones	Atlanta	9/22/13	9	115	0	28
Isaac Curtis	Cincinnati	11/28/83	4	114	1	80t
Stanley Morgan	New England	10/21/84	3	114	1	76t
Dennis Northcutt	Cleveland	12/26/04	4	114	1	58t
Darren Sproles	New Orleans	9/30/13	7	114	1	48
Martellus Bennett	New England	9/18/16	5	114	1	37
Otis Taylor	Kansas City	11/13/66	4	113	1	89t
Otis Taylor	Kansas City	9/28/68	3	113	1	44
Eric Crabtree	Cincinnati	9/14/69	3	113	2	69t
James Lofton	L.A. Raiders	10/9/88	5	113	0	32
Tim Brown	Oakland	10/31/99	7	113	0	32
Calvin Johnson	Detroit	11/9/14	7	113	1	49t
Rob Gronkowski	New England	10/29/15	6	113	1	47t
Jim Colclough	Boston	12/17/67	3	112	0	52
* Mike Barber	Houston	12/24/78	4	112	0	55
Wesley Walker	N.Y. Jets	10/4/81	8	112	2	46
Will Moore	New England	9/10/95	8	112	0	33
Terry Glenn	New England	11/3/96	10	112	0	20
A.J. Green	Cincinnati	10/7/18	6	112	0	23
Darren Waller	Las Vegas	12/26/20	5	112	0	33
Wayne Patrick	Buffalo	10/18/70	6	111	0	48
Roy Jefferson	Washington	10/13/74	7	111	1	37t
John Holland	Buffalo	9/13/76	2	111	2	58t
* John Stallworth	Pittsburgh	1/6/85	4	111	2	65t
Kevin House	Tampa Bay	10/20/85	4	111	0	57
Al Toon	N.Y. Jets	9/21/86	7	111	0	31
Torry Holt	St. Louis	9/30/01	4	111	1	45t
Sterling Shepard	N.Y. Giants	12/15/19	9	111	0	24
Jakobi Meyers	New England	12/20/20	7	111	0	35
* Ed Podolak	Kansas City	12/25/71	8	110	1	29
Anthony Miller	San Diego	12/27/93	7	110	2	41t
Randy Moss	Minnesota	12/21/02	7	110	0	60
Jeremy Shockey	N.Y. Giants	10/5/03	11	110	0	20
Lee Evans	Buffalo	12/5/04	4	110	2	69t
Taylor Gabriel	Chicago	10/14/18	5	110	0	54
Cooper Kupp	L.A. Rams	11/1/20	11	110	0	22
Emerson Boozer	N.Y. Jets	10/1/67	5	109	2	-
Richie Anderson	N.Y. Jets	10/23/00	12	109	0	19
Golden Tate	Detroit	11/9/14	11	109	0	28
Tyreek Hill	Kansas City	12/24/17	6	109	0	52
Wesley Walker	N.Y. Jets	9/3/78	4	108	2	47t
* Charlie Joiner	San Diego	1/2/82	7	108	0	39
Art Monk	N.Y. Jets	11/27/94	5	108	0	69
* Steve Tasker	Buffalo	12/30/95	5	108	1	37t
Dedric Ward	N.Y. Jets	11/9/97	6	108	0	33
Leon Washington	N.Y. Jets	12/25/06	4	108	0	64
Jacoby Ford	Oakland	11/28/10	4	108	1	52
Vincent Jackson	San Diego	10/2/11	3	108	1	55t
Donnie Avery	Indianapolis	11/4/12	5	108	0	48
Jordan Cameron	Cleveland	9/8/13	9	108	1	22
Mark Andrews	Baltimore	9/8/19	8	108	1	39
Jack Snow	L.A. Rams	10/31/71	5	107	1	51t
Jordy Nelson	Green Bay	10/12/14	9	107	1	22
Javorius Allen	Baltimore	12/6/15	12	107	1	41t
Rob Gronkowski	New England	12/9/18	8	107	1	17
Gabriel Davis	Buffalo	1/3/21	2	107	1	56t

GAMES OF 100+ RECEIVING YARDS

PLAYER	TEAM	DATE	NO.	YDS.	TD	LG
Warren Wells	Oakland	9/21/68	3	106	1	73t
Raymond Chester	Baltimore	10/10/76	5	106	0	48
Frank Lewis	Buffalo	10/12/81	5	106	0	30
Tony Hill	Dallas	10/25/81	5	106	0	38
* Wes Chandler	San Diego	1/2/82	6	106	0	47
Andre Reed	Buffalo	12/4/94	3	106	2	83t
Warrick Dunn	Tampa Bay	9/21/97	6	106	1	58t
Laveranues Coles	N.Y. Jets	10/15/06	5	106	2	58t
Leonard Hankerson	Washington	11/13/11	8	106	0	22
D.K. Metcalf	Seattle	10/4/20	4	106	0	37
Bake Turner	N.Y. Jets	12/14/69	4	105	2	34t
Harold Jackson	New England	11/29/79	5	105	1	33
Eddie Brown	Cincinnati	11/8/87	8	105	0	32
Jermaine Lewis	Baltimore	10/19/97	6	105	0	28
Wayne Chrebet	N.Y. Jets	12/13/98	5	105	1	52
Tony Martin	Atlanta	12/27/98	3	105	1	53
Ed McCaffrey	Denver	9/13/99	6	105	3	61t
Jeremy Shockey	New Orleans	10/25/09	4	105	0	66
Art Powell	Oakland	9/2/66	8	104	1	17t
* Elmo Wright	Kansas City	12/25/71	3	104	0	63
Derrick Gaffney	N.Y. Jets	9/30/79	4	104	0	43
Wayne Chrebet	N.Y. Jets	10/12/97	5	104	1	70
Tim Brown	Oakland	12/6/98	9	104	2	27
Wayne Chrebet	N.Y. Jets	10/23/00	6	104	2	28
Gary Garrison	San Diego	10/11/69	4	103	2	40t
* Ken Burrough	Houston	12/24/78	6	103	0	53
Thurman Thomas	Buffalo	9/1/91	8	103	1	50t
* Kimble Anders	Kansas City	12/31/94	6	103	1	57t
Aaron Hernandez	New England	9/12/11	7	103	1	30
Wes Welker	New England	12/2/12	12	103	1	14
JuJu Smith-Schuster	Pittsburgh	10/28/19	5	103	1	34
Marvin Harrison	Indianapolis	9/6/98	5	102	1	42
Troy Brown	New England	12/24/00	8	102	0	22
David Patten	New England	10/6/02	5	102	2	34t
Doug Jolley	N.Y. Jets	12/18/05	9	102	1	60t
Jamaal Charles	Kansas City	12/21/08	3	102	0	75
Kellen Winslow	Tampa Bay	11/15/09	7	102	0	37
Rob Gronkowski	New England	1/2/11	6	102	1	28
T.Y. Hilton	Indianapolis	11/4/12	6	102	1	36t
Elbert Dubenion	Buffalo	9/18/66	5	101	0	26
Jerry LeVias	Houston	11/23/69	4	101	1	-
Andre Rison	Atlanta	10/11/92	7	101	1	22t
Heath Miller	Pittsburgh	9/7/06	3	101	1	87t
Andre Johnson	Houston	10/1/06	9	101	1	30
Cecil Shorts	Jacksonville	12/16/12	6	101	0	30
Richard Caster	N.Y. Jets	11/24/74	6	100	2	45t
Al Toon	N.Y. Jets	12/7/87	5	100	1	44t
Lawrence Dawsey	Tampa Bay	12/1/91	8	100	1	17t
Curtis Conway	Chicago	10/27/97	6	100	0	54
Ken Dilger	Indianapolis	12/14/97	5	100	3	43
Ben Watson	Cleveland	12/5/10	10	100	1	22
Jimmy Graham	New Orleans	9/30/13	4	100	2	43t
Keenan Allen	L.A. Chargers	9/17/17	9	100	0	24
Terry McLaurin	Washington	10/13/19	4	100	2	33t

GAMES OF 100+ RUSHING YARDS

PLAYER	TEAM	DATE	NO.	YDS.	TD	LG
O.J. Simpson	Buffalo	12/5/76	24	203	1	75t
Rueben Mayes	New Orleans	12/7/86	28	203	2	34t
Earl Campbell	Houston	11/20/78	28	199	4	81t
* Terrell Davis	Denver	1/9/99	21	199	2	62
Justin Fargas	Oakland	9/30/07	22	179	0	48
Freeman McNeil	N.Y. Jets	10/14/85	28	173	0	20
Ricky Watters	Philadelphia	10/20/96	25	173	1	49t
Gerald Riggs	Atlanta	11/30/86	33	172	1	31
Eric Dickerson	Indianapolis	12/4/88	31	169	1	19
Jamal Lewis	Baltimore	1/2/05	34	167	1	20
C.J. Anderson	Denver	11/23/14	27	167	1	26
* Le'Veon Bell	Pittsburgh	1/8/17	29	167	2	26

GAMES OF 100+ RUSHING YARDS

PLAYER	TEAM	DATE	NO.	YDS.	TD	LG
** John Riggins	Washington	1/30/83	38	166	1	43t
Reuben Droughns	Cleveland	11/20/05	30	166	1	75t
Chris Ivory	N.Y. Jets	10/4/15	29	166	1	24
Thurman Thomas	Buffalo	9/1/91	25	165	1	20
Jim Nance	Boston	12/17/67	24	164	2	29
William Andrews	Atlanta	12/10/83	21	161	1	24t
* Earnest Byner	Cleveland	1/4/86	16	161	2	66t
Hoyle Granger	Houston	12/23/67	21	160	1	23
Wayne Wilson	New Orleans	10/2/83	34	160	0	12
* Thurman Thomas	Buffalo	12/30/95	25	158	1	32
Kerryon Johnson	Detroit	10/21/18	19	158	0	71
Don Woods	San Diego	9/29/74	18	157	2	56t
Earnest Byner	Washington	12/2/90	32	157	3	21
Antowain Smith	New England	12/22/01	26	156	1	44
Laurence Maroney	New England	12/23/07	14	156	1	59t
Marcus Allen	L.A. Raiders	12/2/84	20	155	3	52t
Eric Dickerson	Indianapolis	11/15/87	30	154	1	13
Thurman Thomas	Buffalo	12/23/90	30	154	1	13t
Christian Okoye	Kansas City	10/13/91	23	153	2	38t
Dick Post	San Diego	11/3/68	21	151	0	24
Travis Henry	Buffalo	12/1/02	35	151	1	13
Thurman Thomas	Buffalo	10/29/89	27	148	1	30t
Christian Okoye	Kansas City	12/3/89	32	148	1	13
Thurman Thomas	Buffalo	12/17/95	35	148	1	15
Brian Westbrook	Philadelphia	11/18/07	32	148	0	36
Adrian Peterson	Minnesota	9/19/10	28	145	1	23
Aaron Jones	Green Bay	11/11/18	15	145	2	67
James Conner	Pittsburgh	10/28/19	23	145	1	25
Barry Sanders	Detroit	9/15/91	32	143	0	14
Lee Suggs	Cleveland	12/26/04	38	143	0	13
Lydell Mitchell	Baltimore	10/9/77	17	142	1	64t
Curtis Martin	New England	11/12/95	30	142	2	23
Woody Campbell	Houston	12/3/67	18	141	1	42
* Natrone Means	San Diego	1/8/95	24	139	1	24t
Earl Campbell	Houston	12/4/83	28	138	1	35t
Edgerin James	Indianapolis	9/15/02	30	138	0	13
C.J. Spiller	Buffalo	12/23/12	22	138	0	62
Barry Sanders	Detroit	12/7/97	30	137	1	19
Dalvin Cook	Minnesota	12/16/18	19	136	2	26
Thurman Thomas	Buffalo	11/18/91	23	135	1	30
* Fred Taylor	Jacksonville	1/15/00	18	135	1	90t
Josh Allen	Buffalo	12/2/18	9	135	0	28
Paul Robinson	Cincinnati	11/17/68	22	134	3	54t
Jim Nance	Boston	11/27/66	23	133	1	27t
Lamar Miller	Houston	10/25/18	18	133	1	58
Freeman McNeil	N.Y. Jets	11/4/84	20	132	1	52
Johnny Hector	N.Y. Jets	12/22/91	13	132	0	47
Travis Henry	Buffalo	10/20/02	22	132	0	34
Knile Davis	Kansas City	9/21/14	32	132	1	21t
Mike Garrett	Kansas City	9/24/67	20	131	0	28
Brandon Jacobs	N.Y. Giants	10/28/07	23	131	0	15
Edgerin James	Indianapolis	12/5/99	23	130	2	41t
Darren McFadden	Dallas	11/22/15	29	129	0	35
LeSean McCoy	Buffalo	12/24/16	24	128	1	19t
Michael Pittman	Tampa Bay	10/16/05	15	127	1	57t
Ryan Mathews	San Diego	11/17/13	19	127	0	51
Joe Washington	Baltimore	10/29/78	20	126	0	29
Floyd Little	Denver	10/27/68	25	126	1	19
Antowain Smith	Buffalo	11/14/99	29	126	0	24
Chris Johnson	Tennessee	11/11/12	23	126	1	21
Eric Dickerson	Indianapolis	9/25/88	30	125	0	9
Thurman Thomas	Buffalo	10/9/94	31	125	2	26t
Ezekiel Elliott	Dallas	9/22/19	19	125	0	18
Earnest Jackson	San Diego	11/18/84	28	124	0	16
Eric Dickerson	L.A. Rams	12/14/86	28	124	1	25
Robert Holmes	Kansas City	9/28/68	13	123	1	76t
Neal Anderson	Chicago	9/4/88	24	123	2	15
Scott Lockwood	New England	12/27/92	30	123	0	23
Tatum Bell	Denver	12/12/04	17	123	2	29
LeGarrette Blount	New England	9/18/16	29	123	1	26

GAMES OF 100+ RUSHING YARDS

PLAYER	TEAM	DATE	NO.	YDS.	TD	LG
Tony Dorsett	Dallas	10/25/81	24	122	0	18
DeAngelo Williams	Carolina	11/19/09	13	122	0	50
Walter Payton	Chicago	12/2/85	23	121	0	15
Larry Kinnebrew	Buffalo	10/29/89	21	121	1	25
Dorsey Levens	Green Bay	9/14/97	21	121	0	23
Corey Dillon	New England	12/20/04	26	121	1	20
Alfred Morris	Washington	9/13/15	25	121	0	14
DeMarco Murray	Tennessee	10/9/16	27	121	0	14
O.J. Simpson	Buffalo	11/18/73	20	120	0	28
Earl Campbell	Houston	11/5/79	32	120	0	11
* Chuck Muncie	San Diego	1/2/82	24	120	1	19
Curtis Martin	N.Y. Jets	10/14/01	22	120	1	27t
Jim Braxton	Buffalo	11/18/73	17	119	0	36
Craig James	New England	11/3/85	23	119	0	14
Ronnie Harmon	Buffalo	11/29/87	23	119	0	19
Jerome Bettis	Pittsburgh	11/25/96	27	119	0	14
Natrone Means	San Diego	12/27/93	18	118	3	65t
Edgerrin James	Indianapolis	11/26/00	26	118	0	13
Ahman Green	Green Bay	10/22/06	18	118	1	70t
Adrian Peterson	Washington	10/13/19	23	118	0	25
Warren Williams	Pittsburgh	12/18/88	16	117	0	33
* Thurman Thomas	Buffalo	1/12/91	32	117	2	14
Chris Johnson	Tennessee	11/14/10	17	117	1	30
Franco Harris	Pittsburgh	11/30/80	28	116	1	9t
Freeman McNeil	N.Y. Jets	9/12/82	13	116	0	48
Freeman McNeil	N.Y. Jets	11/26/84	24	116	0	39
Curtis Martin	N.Y. Jets	11/1/04	19	115	1	25t
Lamont Jordan	N.Y. Jets	11/1/04	14	115	1	25t
Willie Parker	Pittsburgh	9/7/06	29	115	0	32
Fred Jackson	Buffalo	12/9/07	15	115	0	27
Emerson Boozer	N.Y. Jets	12/13/70	18	114	0	21
Curtis Brown	Buffalo	11/12/78	11	114	1	58t
James Jones	Detroit	10/27/85	36	114	1	8
Jim Nance	Boston	10/15/67	20	113	0	19
Mel Owens	Detroit	12/15/73	27	113	1	10
Horace Ivory	New England	10/22/78	15	113	2	28
* Curt Warner	Seattle	12/31/83	29	113	2	18
Terry Allen	Minnesota	9/25/94	15	113	1	45
Colin Kaepernick	San Francisco	11/27/16	10	113	0	30
Alex Collins	Baltimore	10/26/17	18	113	0	19
Edgerrin James	Indianapolis	12/17/00	32	112	0	15
LeSean McCoy	Buffalo	11/8/15	16	112	1	48t
Dion Lewis	New England	11/26/17	15	112	0	25
Sony Michel	New England	9/30/18	25	112	1	23
Saquon Barkley	N.Y. Giants	12/15/19	24	112	2	12
Hoyle Granger	Houston	12/3/67	25	111	1	13
Jim Nance	Boston	12/8/68	19	111	1	30t
Wilbert Montgomery	Philadelphia	9/24/78	25	111	0	12
Willis McGahee	Buffalo	10/17/04	26	111	0	31
Franco Harris	Pittsburgh	11/14/76	22	110	1	26
Rocky Bleier	Pittsburgh	11/14/76	20	110	0	13
Eric Dickerson	Indianapolis	12/30/90	20	110	0	16
Corey Dillon	Cincinnati	10/1/00	22	110	0	19
Curtis Martin	N.Y. Jets	10/3/04	24	110	1	13
Thomas Jones	N.Y. Jets	9/23/07	25	110	0	12
Karlos Williams	Buffalo	9/27/15	12	110	1	41t
Karlos Williams	Buffalo	11/8/15	9	110	2	38t
Jonathan Stewart	Carolina	11/13/17	17	110	0	18
Jim Nance	Boston	11/9/69	17	109	0	23
Stump Mitchell	St. Louis	9/30/84	20	109	2	19
* Terry Allen	Baltimore	1/13/02	25	109	1	13
Joe Cribbs	Buffalo	12/27/82	19	108	1	62t
Curtis Martin	N.Y. Jets	10/4/98	36	108	1	15
Larry Johnson	Kansas City	12/21/08	12	108	1	33
Denard Robinson	Jacksonville	10/26/14	18	108	0	41
Freeman McNeil	N.Y. Jets	11/10/85	26	107	0	13
Eric Dickerson	Indianapolis	12/17/89	21	107	2	17
* Edgerrin James	Indianapolis	12/30/00	21	107	0	34
Marshawn Lynch	Buffalo	12/9/07	23	107	0	11
Mark Ingram II	Baltimore	9/8/19	14	107	2	49

GAMES OF 100+ RUSHING YARDS

PLAYER	TEAM	DATE	NO.	YDS.	TD	LG
Lydell Mitchell	Baltimore	11/23/75	26	106	1	32t
Sam Cunningham	New England	9/19/76	21	106	0	15
Eddie George	Tennessee	9/7/97	23	106	1	13t
Raymont Harris	Chicago	10/27/97	25	106	1	9
Nick Chubb	Cleveland	11/24/19	21	106	1	17
Kyler Murray	Arizona	11/8/20	11	106	1	28
Franco Harris	Pittsburgh	12/3/73	15	105	1	21t
Marcus Allen	L.A. Raiders	9/19/83	22	105	0	15
* Craig James	New England	1/12/86	22	105	0	21
Willis McGahee	Baltimore	10/19/08	19	105	1	17
Fred Jackson	Buffalo Bills	12/22/13	18	105	1	14
Chris Johnson	N.Y. Jets	12/1/14	17	105	0	47
Lydell Mitchell	Baltimore	12/9/73	35	104	0	9
John Stephens	New England	11/6/88	25	104	1	13t
Rod Bernstine	San Diego	12/15/91	13	104	3	63t
Willis McGahee	Baltimore	12/16/07	29	104	0	19
Chris Johnson	Tennessee	12/20/09	29	104	0	14
Sammy Winder	Denver	9/29/85	20	103	2	19
Brad Baxter	N.Y. Jets	11/1/92	20	103	0	28
Jamal Anderson	Atlanta	12/27/98	18	103	1	36t
Emmitt Smith	Dallas	11/25/99	31	103	0	28
Garrison Hearst	San Francisco	12/16/01	26	103	0	23
Ben Tate	Houston	9/18/11	23	103	0	16
Tony Pollard	Dallas	9/22/19	13	103	1	28
Thomas Jones	N.Y. Jets	11/1/09	27	102	0	11
Eric Dickerson	L.A. Rams	10/30/83	14	101	1	40
Duce Staley	Pittsburgh	9/26/04	22	101	0	38
Thomas Jones	N.Y. Jets	9/7/08	22	101	1	14
* Wendell Hayes	Kansas City	12/25/71	22	100	0	22
Mark van Eeghen	New England	12/12/82	22	100	0	11
Chris Brown	Tennessee	9/11/04	16	100	0	52

* Playoff game

** Super Bowl

THE LAST TIME

THE LAST TIME (TEAM)

BY DOLPHINS		BY OPPONENT
38-35, vs. Cincinnati, 12/22/19	WON IN OVERTIME	21-24, at Arizona, 9/30/12
26-25, at Las Vegas, 12/26/20	WON BY SCORING IN THE LAST 2 MINUTES	22-21, at N.Y. Jets, 12/8/19
34-31, at Buffalo, 12/24/16	TIED BY SCORING IN THE LAST 2 MINUTES	38-35, vs. Cincinnati, 12/22/19
24-0, vs. N.Y. Jets, 10/18/20	SHUTOUT AN OPPONENT	0-43, vs. New England, 9/15/19
24-0, vs. N.Y. Jets, 10/18/20	WON BY 20+ POINTS	26-56, at Buffalo, 1/3/21
24-23, vs. Buffalo, 12/4/05	WON AFTER TRAILING BY 20+ POINTS	34-46, vs. New Orleans, 10/25/09
38-10, at Tennessee, 10/18/15	HELD A 28+ POINT LEAD	26-56, at Buffalo, 1/3/21
28-7, vs. L.A. Rams, 11/1/20	HELD A 21+ POINT LEAD	26-56, at Buffalo, 1/3/21
21 (second quarter), vs. L.A. Rams, 11/1/20	SCORED 20+ POINTS IN A QUARTER	28 (second quarter) and 21 (fourth quarter), at Buffalo, 1/3/21
20 (second half), at Buffalo, 1/3/21	SCORED 20+ POINTS IN A HALF	28 (first half) and 28 (second half), at Buffalo, 1/3/21
22-12, vs. New England, 12/20/20	HELD OPPONENT WITHOUT A TD	21-22, at N.Y. Jets, 12/8/19
3 offense & 1 defense, at Arizona, 11/8/20	SCORED TD ON OFFENSE AND DEFENSE	6 offense and 1 defense, at Buffalo, 1/3/21
2 offense, 1 defense & 1 special teams, vs. L.A. Rams, 11/1/20	SCORED TD ON OFFENSE, DEFENSE & SPECIAL TEAMS	6 offense, 1 defense & 1 special teams, at Buffalo, 1/3/21
vs. N.Y. Jets, 11/3/19	SCORED SAFETY	vs. Kansas City, 12/13/20

THE LAST TIME (OFFENSE)

BY DOLPHINS		BY OPPONENT
Has never happened	600+ NET YARDS OF OFFENSE	643, vs. Baltimore, 9/8/19
502, vs. Cincinnati, 12/22/19	500+ NET YARDS OF OFFENSE	523, vs. Buffalo, 9/20/20
454, at Buffalo, 1/3/21	400+ NET YARDS OF OFFENSE	455, at Buffalo, 1/3/21
315, vs. Baltimore, 11/11/73	300+ NET RUSHING YARDS	305, at Pittsburgh, 12/18/88
250, vs. New England, 12/20/20	200+ NET RUSHING YARDS	217, at New England, 9/13/20
206, Jay Ajayi, at Buffalo, 12/24/16	200-YARD RUSHING GAME	203, Rueben Mayes, vs. New Orleans, 12/7/86
206, Jay Ajayi, at Buffalo, 12/24/16	150-YARD RUSHING GAME	158, Kerryon Johnson vs. Detroit, 10/21/18
122, Salvon Ahmed, vs. New England, 12/20/20	100-YARD RUSHING GAME	106, Kyler Murray, at Arizona, 11/8/20
Mercury Morris (125) and Don Nottingham (102), at Green Bay, 10/5/75	TWO 100-YARD RUSHERS	Ezekiel Elliott (125) and Tony Pollard (103), at Dallas, 9/22/19
Kenyan Drake, 120, vs. Denver, 12/3/17, 114, vs. New England, 12/11/17	CONSECUTIVE 100-YARD RUSHING GAMES	Kerryon Johnson, 158, vs. Detroit, 10/21/18 and Lamar Miller, 133, at Houston, 10/25/18
Salvon Ahmed (122) and Matt Breida (86), vs. New England, 12/20/20	COMBINED 200-YARDS RUSHING BY 2 PLAYERS	Ezekiel Elliott (125) and Tony Pollard (103), at Dallas, 9/22/19
32, Jay Ajayi, at Buffalo, 12/24/16	30+ CARRIES	32, Knile Davis, vs. Kansas City, 9/21/14
25, Kenyan Drake, vs. New England, 12/11/17	25+ CARRIES	25, Chase Edmonds, at Arizona, 11/8/20
85t, Lamar Miller, vs. Houston, 10/25/15	80+ YARD RUSHING PLAY	Has never happened
75t, Kalen Ballage, at Minnesota, 12/16/18	60+ YARD RUSHING PLAY	60, Anthony Levine, vs. Baltimore, 9/8/19
75t, Kalen Ballage, at Minnesota, 12/16/18	40+ YARD RUSHING PLAY	60, Anthony Levine, vs. Baltimore, 9/8/19
2, Tua Tagovailoa, vs. New England, 12/20/20	2+ RUSHING TOUCHDOWNS	2, Antonio Williams, at Buffalo, 1/3/21
406, vs. Cincinnati, 12/22/19	400+ NET PASSING YARDS (TEAM)	411, vs. Buffalo, 9/20/20
384, at Buffalo, 1/3/21	300+ NET PASSING YARDS (TEAM)	377, at Buffalo, 1/3/21
58, Tua Tagovailoa, at Buffalo, 1/3/21	50+ PASS ATTEMPTS	61, Jared Goff, vs. L.A. Rams, 11/1/20
58, Tua Tagovailoa, at Buffalo, 1/3/21	40+ PASS ATTEMPTS	61, Jared Goff, vs. L.A. Rams, 11/1/20
35, Tua Tagovailoa, at Buffalo, 1/3/21	30+ COMPLETIONS	35, Jared Goff, vs. L.A. Rams, 11/1/20
35, Tua Tagovailoa, at Buffalo, 1/3/21	25+ COMPLETIONS	35, Jared Goff, vs. L.A. Rams, 11/1/20
vs. Cincinnati, 12/6/20	NO SACKS ALLOWED	at Denver, 11/22/20
Has never happened	PERFECT PASSER RATING (158.3) (MIN. 20 ATTEMPTS)	158.3, Lamar Jackson, vs. Baltimore, 9/15/19
361, Tua Tagovailoa, at Buffalo, 1/3/21	300+ YARD PASSER	336, Derek Carr, at Las Vegas, 12/26/20
Ryan Fitzpatrick, 315, vs. Seattle, 10/4/20 and 350, at San Francisco, 10/11/20	CONSECUTIVE 300+ YARD PASSING GAMES	Baker Mayfield, 327, at Cleveland, 11/24/19 and Carson Wentz, 310, vs. Philadelphia, 12/1/19
4, Ryan Fitzpatrick, vs. Cincinnati, 12/22/19	4+ TD PASSES	4, Josh Allen, vs. Buffalo, 9/20/20
3, Ryan Fitzpatrick, vs. N.Y. Jets, 10/18/20	3+ TD PASSES	3, Josh Allen, at Buffalo, 1/3/21
15, Chris Chambers, vs. Buffalo, 12/4/05	15+ RECEPTIONS	15, Isaac Bruce, at St. Louis, 12/24/95
10, DeVante Parker, vs. Seattle, 10/4/20	10+ RECEPTIONS	11, Cooper Kupp, vs. L.A. Rams, 11/1/20
253, Brian Hartline, at Arizona, 9/30/12	200-YARD RECEIVER	221, Eric Decker, vs. N.Y. Jets, 12/28/14
159, DeVante Parker, vs. Philadelphia, 12/1/19	150-YARD RECEIVER	155, Nelson Agholor, at Las Vegas, 12/26/20
116, DeVante Parker, at Buffalo, 1/3/21	100-YARD RECEIVER	107, Gabriel Davis, at Buffalo, 1/3/21

THE LAST TIME (OFFENSE)

BY DOLPHINS		BY OPPONENT
Jarvis Landry (137) and DeVante Parker (106) at New England, 9/18/16	TWO 100-YARD RECEIVERS IN SAME GAME	Nelson Agholor (155) and Darren Waller (112) at Las Vegas, 12/26/20
DeVante Parker, 111, vs. Cincinnati, 12/22/19 and 137, at New England, 12/29/19	CONSECUTIVE 100-YARD RECEIVING GAMES	Travis Kelce, 136, vs. Kansas City, 12/13/20, Jakobi Meyers, 111, vs. New England, 12/20/20, Nelson Agholor, 155, at Las Vegas, 12/26/20 and Darren Waller, 112, at Las Vegas, 12/26/20 and 107, Gabriel Davis, at Buffalo, 1/3/21
DeVante Parker, 108 (second half), at Buffalo, 1/3/21	100 YARDS RECEIVING IN A HALF	Gabriel Davis, 107 (second half), at Buffalo, 1/3/21
Has never happened	90+ YARD PASSING PLAY	99t, Tom Brady to Wes Welker, vs. New England, 9/12/11
80, Ryan Tannehill to Brian Hartline, at Arizona, 9/30/12	80+ YARD PASSING PLAY	85t, Derek Carr to Nelson Agholor, at Las Vegas, 12/26/20
70, Ryan Fitzpatrick to Mike Gesicki, at San Francisco, 10/11/20	60+ YARD PASSING PLAY	85t, Derek Carr to Nelson Agholor, at Las Vegas, 12/26/20
59t, Ryan Fitzpatrick to Myles Gaskin, at Las Vegas, 12/26/20	50+ YARD PASSING PLAY	56t, Matt Barkley to Gabriel Davis, at Buffalo, 1/3/21
59t, Ryan Fitzpatrick to Myles Gaskin, at Las Vegas, 12/26/20	40+ YARD PASSING PLAY	56t, Matt Barkley to Gabriel Davis, at Buffalo, 1/3/21
3, Lamar Thomas, vs. Denver, 12/21/98	3+ TD RECEPTIONS	3, Danny Woodhead, at San Diego, 12/20/15
2, Myles Gaskin, at Las Vegas, 12/26/20	2+ TD RECEPTIONS	2, Isaiah McKenzie, at Buffalo, 1/3/21
Myles Gaskin (87 rushing and 82 receiving), at Las Vegas, 12/26/20	LED TEAM IN RUSHING & RECEIVING IN SAME GAME	James Robinson (46 rushing and 83 receiving), at Jacksonville, 9/24/20
Frank Gore (101 rushing) and Albert Wilson (155 receiving) vs. Chicago, 10/14/18	100-YARD RUSHER & 100-YARD RECEIVER IN SAME GAME	Kyler Murray (106 rushing) and Christian Kirk (123 receiving) at Arizona, 11/8/20
Brock Osweiler (380 passing), Frank Gore (101 rushing) and Albert Wilson (155 receiving) vs. Chicago, 10/14/18	100-YARD RUSHER, 100-YARD RECEIVER & 300-YARD PASSER IN SAME GAME	Baker Mayfield (327 passing), Nick Chubb (106 rushing) and Jarvis Landry (148 receiving) at Cleveland, 11/24/19
Kenyan Drake (1 rushing, 1 receiving), at Indianapolis, 11/25/18	1+ RUSHING TD & 1+ RECEIVING TD IN SAME GAME	Tyreek Hill (1 rushing, 1 receiving), vs. Kansas City, 12/13/20
Tua Tagovailoa (2 passing, 1 rushing), vs. Kansas City, 12/13/20	1+ PASSING TD & 1+ RUSHING TD IN SAME GAME	Derek Carr (1 passing, 1 rushing), at Las Vegas, 12/26/20
at Las Vegas, 12/26/20	NO TURNOVERS	vs. Buffalo, 11/17/19
at San Francisco, 10/11/20	TD SCORED ON FIRST DRIVE	vs. Seattle, 10/4/20
Tua Tagovailoa to Salvon Ahmed, vs. New England, 12/20/20	SUCCESSFUL 2-POINT CONVERSION	Andy Dalton to Tyler Eifert, vs. Cincinnati, 12/22/19 and Andy Dalton run, vs. Cincinnati, 12/22/19
at Buffalo, 1/3/21	FAILED 2-POINT CONVERSION	vs. Cincinnati, 12/22/19

THE LAST TIME (DEFENSE)

BY DOLPHINS		BY OPPONENT
76, vs. Buffalo, 10/21/73	HELD OPPONENT UNDER 100 YARDS OF TOTAL OFFENSE	88, at New England, 10/12/80
118, vs. Buffalo, 9/21/03	HELD OPPONENT UNDER 150 YARDS OF TOTAL OFFENSE	145, vs. L.A. Rams, 11/1/20
196, vs. Cincinnati, 12/2/20	HELD OPPONENT UNDER 200 YARDS OF TOTAL OFFENSE	145, vs. L.A. Rams, 11/1/20

THE LAST TIME (DEFENSE)

BY DOLPHINS		BY OPPONENT
196, vs. Cincinnati, 12/2/20	HELD OPPONENT UNDER 300 YARDS OF TOTAL OFFENSE	223, at Denver, 11/22/20
25, vs. New England, 12/11/17	HELD OPPONENT UNDER 30 YARDS RUSHING	23, vs. Buffalo, 11/17/19
40, vs. Cincinnati, 12/6/20	HELD OPPONENT UNDER 50 YARDS RUSHING	23, vs. Buffalo, 11/17/19
40, vs. Cincinnati, 12/6/20	HELD OPPONENT UNDER 75 YARDS RUSHING	70, at Buffalo, 1/3/21
78, at Buffalo, 1/3/21	HELD OPPONENT UNDER 100 YARDS RUSHING	70, at Buffalo, 1/3/21
49, at N.Y. Jets, 12/1/14	HELD OPPONENT UNDER 100 YARDS NET PASSING	90, vs. L.A. Rams, 11/1/20
148, vs. N.Y. Jets, 10/18/20	HELD OPPONENT UNDER 150 YARDS NET PASSING	133, vs. New England, 12/20/20
Louis Delmas (81) and Brent Grimes (22), at Jacksonville, 10/26/14	2+ INTERCEPTION RETURNS FOR TOUCHDOWNS BY TEAM IN SAME GAME	Stephon Gilmore (54) and Jamie Collins Sr. (69), vs. New England, 9/15/19
35t, Eric Rowe, at New England, 12/29/19	INTERCEPTION RETURN FOR A TD	16t, Josh Norman, at Buffalo, 1/3/21
3, Sam Madison, vs. Tennessee, 11/7/99	3+ INTERCEPTIONS	3, Nate Clements, at Buffalo, 10/20/02
2, Xavien Howard, vs. Buffalo, 12/2/18	2+ INTERCEPTIONS	2, Dean Marlowe, at Buffalo, 1/3/21
8, at Arizona, 9/30/12	7+ SACKS BY TEAM	7, vs. Buffalo, 11/17/19
6, vs. Cincinnati, 12/6/20	6+ SACKS BY TEAM	6, at Denver, 11/22/20
6, vs. Cincinnati, 12/6/20	5+ SACKS BY TEAM	6, at Denver, 11/22/20
4, Cameron Wake, at Tennessee, 10/18/15	4+ SACKS	Has never happened
3, Kyle Van Noy, vs. Cincinnati, 12/6/20	3+ SACKS	3.5, Elvis Dumervil, vs. Baltimore, 12/7/14
2, Andrew Van Ginkel, at Las Vegas, 12/26/20	2+ SACKS	2, DeShawn Williams, at Denver, 11/22/20
36t, Shaq Lawson, at Arizona, 11/8/20	FUMBLE RECOVERED FOR TOUCHDOWN	19t, Sam Hubbard, at Cincinnati, 10/7/18

THE LAST TIME (SPECIAL TEAMS)

BY DOLPHINS		BY OPPONENT
101t, Jakeem Grant, vs. Buffalo, 11/17/19	KICKOFF RETURN FOR A TD	45t, Micah Hyde at Buffalo, 10/20/19
94t, Mercury Morris, at New England, 12/5/71	KICKOFF RETURN FOR A TD ON OPENING KICKOFF	101t, Jacoby Ford, at Oakland, 11/28/10
101t, Jakeem Grant, vs. Buffalo, 11/17/19	50+ YARD KICKOFF RETURN	78, Vyncint Smith, vs. N.Y. Jets, 11/3/19
88t, Jakeem Grant, vs. L.A. Rams, 11/1/20	PUNT RETURN FOR A TD	84t, Isaiah McKenzie, at Buffalo, 1/3/21
88t, Jakeem Grant, vs. L.A. Rams, 11/1/20	50+ YARD PUNT RETURN	84t, Isaiah McKenzie, at Buffalo, 1/3/21
Walt Aikens, at N.Y. Jets, 12/17/16	BLOCKED PUNT RECOVERED FOR A TD	Chris Burkett, vs. N.Y. Jets, 9/29/91
Andrew Van Ginkel, vs. L.A. Chargers, 11/15/20	BLOCKED PUNT	Albert McClellan, vs. New England, 12/9/18
Walt Aikens return of blocked PAT, vs. Arizona, 12/11/16	DEFENSIVE 2-POINT CONVERSION ON PAT	Has never happened
Jordan Phillips, vs. Arizona, 12/11/16	BLOCKED PAT	Donald Penn, vs. Tampa Bay, 11/15/09
Jason Sanders, vs. Philadelphia, 12/1/19	MISSED (NOT BLOCKED) PAT	Daniel Carlson, at Las Vegas, 12/26/20
Vincent Taylor, at Cincinnati, 10/7/18	BLOCKED FIELD GOAL	Daniel McCullers, vs. Pittsburgh, 10/16/16
47t, Curtis Johnson, vs. Green Bay, 12/19/71	BLOCKED FIELD GOAL RETURNED FOR TD	62t, Kyle Arrington, vs. New England, 12/14/14

THE LAST TIME (SPECIAL TEAMS)

BY DOLPHINS		BY OPPONENT
8, Jason Sanders, at N.Y. Jets, 12/8/19	6+ FIELD GOALS ATTEMPTED	6, Harrison Butker, at Kansas City, 12/24/17
5, Jason Sanders, at San Francisco, 10/11/20	5+ FIELD GOALS ATTEMPTED	6, Harrison Butker, at Kansas City, 12/24/17
4, Jason Sanders, at Las Vegas, 12/26/20	4+ FIELD GOALS ATTEMPTED	4, Daniel Carlson, at Las Vegas, 12/26/20
4, Jason Sanders, at Las Vegas, 12/26/20	3+ FIELD GOALS ATTEMPTED	4, Daniel Carlson, at Las Vegas, 12/26/20
7, Jason Sanders, at N.Y. Jets, 12/8/19	6+ FIELD GOALS MADE	Never happened
5, Jason Sanders, vs. Seattle, 10/4/20	5+ FIELD GOALS MADE	5, Harris Butker, at Kansas City, 12/24/17
4, Jason Sanders, at Las Vegas, 12/26/20	4+ FIELD GOALS MADE	4, Daniel Carlson, at Las Vegas, 12/26/20
4, Jason Sanders, at Las Vegas, 12/26/20	3+ FIELD GOALS MADE	4, Daniel Carlson, at Las Vegas, 12/26/20
vs. Buffalo, 11/17/19	SUCCESSFUL ONSIDE KICK	vs. Cincinnati, 12/22/19
at Buffalo, 1/3/21	FAILED ONSIDE KICK ATTEMPT	vs. L.A. Chargers, 11/15/20

YEAR-BY-YEAR LEADERS

RUSHING

YEAR	PLAYER	G	NO	YDS	AVG	LG	TD
1966	Joe Auer	14	121	416	3.4	41	4
1967	Abner Haynes	11	56	274	4.9	65t	2
1968	+ Jim Kiick	14	165	621	3.8	25	4
1969	Jim Kiick	14	180	575	3.2	27	9
1970	Larry Csonka	14	193	874	4.5	53	6
1971	Larry Csonka	14	195	1051	5.4	28	7
1972	Larry Csonka	14	213	1117	5.2	45	6
1973	Larry Csonka	14	219	1003	4.6	25	5
1974	Larry Csonka	12	197	749	3.8	24	9
1975	Mercury Morris	14	219	875	4.0	49	4
1976	Benny Malone	14	186	797	4.3	31	4
1977	Benny Malone	14	129	615	4.8	66t	5
1978	Delvin Williams	16	272	1258	4.6	58t	8
1979	Larry Csonka	16	220	837	3.8	22	12
1980	Delvin Williams	15	187	671	3.6	65	2
1981	Tony Nathan	13	147	782	5.3	46	5
1982	Andra Franklin	9	177	701	4.0	25t	7
1983	Andra Franklin	15	224	746	3.3	18	8
1984	Woody Bennett	16	144	606	4.2	23	7
1985	Tony Nathan	16	143	667	4.7	22	5
1986	Lorenzo Hampton	16	186	830	4.5	54t	9
1987	+ Troy Stradford	12	145	619	4.3	51	6
1988	Lorenzo Hampton	16	117	414	3.5	33	9
1989	+ Sammie Smith	13	200	659	3.3	25	6
1990	Sammie Smith	16	226	831	3.7	33	8
1991	Mark Higgs	14	231	905	3.9	24	4
1992	Mark Higgs	16	256	915	3.6	23	7
1993	Mark Higgs	16	186	693	3.7	31	3
1994	Bernie Parmalee	15	216	868	4.0	47t	6
1995	Bernie Parmalee	16	236	878	3.7	40	9
1996	+ Karim Abdul-Jabbar	16	307	1116	3.6	29	11
1997	Karim Abdul-Jabbar	16	283	892	3.2	22	15
1998	Karim Abdul-Jabbar	15	270	960	3.6	45	6
1999	+ J.J. Johnson	13	164	558	3.4	34	4
2000	Lamar Smith	15	309	1139	3.7	68t	14
2001	Lamar Smith	16	313	968	3.1	25	6
2002	# Ricky Williams	16	383	1853	4.8	63t	16
2003	Ricky Williams	16	392	1372	3.5	45	9
2004	Sammy Morris	13	132	523	4.0	35t	6
2005	+ Ronnie Brown	15	207	907	4.4	65t	4
2006	Ronnie Brown	13	241	1008	4.2	47	5
2007	Ronnie Brown	7	119	602	5.1	60	4
2008	Ronnie Brown	16	214	916	4.3	62t	10
2009	Ricky Williams	16	241	1121	4.7	68t	11
2010	Ronnie Brown	16	200	734	3.7	51	5
2011	Reggie Bush	15	216	1086	5.0	76t	6

RUSHING

YEAR	PLAYER	G	NO	YDS	AVG	LG	TD
2012	Reggie Bush	16	227	986	4.3	65t	6
2013	Lamar Miller	16	177	709	4.0	49	2
2014	Lamar Miller	16	216	1099	5.1	97t	8
2015	Lamar Miller	16	194	872	4.5	85t	8
2016	Jay Ajayi	15	260	1272	4.9	62t	8
2017	Kenyan Drake	16	133	644	4.8	66t	3
2018	Frank Gore	14	156	722	4.6	39	0
2019	Ryan Fitzpatrick (QB)	15	54	243	4.5	20	4
2020	Myles Gaskin	10	142	584	4.1	26	3

RECEIVING

YEAR	PLAYER	G	NO	YDS	AVG	LG	TD
1966	Dave Kocourek (TE)	14	27	320	11.9	43	2
1967	+ Jack Clancy	14	67	868	13.0	44	2
1968	Karl Noonan	14	58	760	13.1	50	11
1969	Larry Seiple (TE)	14	41	577	14.1	41t	5
1970	Jim Kiick (RB)	14	42	497	11.8	47	0
1971	Paul Warfield	14	43	996	23.2	86t	11
1972	Paul Warfield	12	29	606	20.9	47	3
1973	Marlin Briscoe	14	30	447	14.9	53	2
1974	Nat Moore	13	37	605	16.4	48	2
1975	Nat Moore	14	40	705	17.6	79t	4
1976	Nat Moore	9	33	625	18.9	67t	4
1977	Nat Moore	14	52	765	14.7	73t	12
1978	Nat Moore	16	48	645	13.4	47	10
1979	Nat Moore	16	48	840	17.5	53	6
1980	Tony Nathan (RB)	16	57	588	10.3	61	5
1981	Duriel Harris	15	53	911	17.2	55	2
1982	Tom Vigorito (RB)	9	24	186	7.8	26	0
1983	Tony Nathan (RB)	16	52	461	8.9	25	1
1984	Mark Clayton	15	73	1389	19.0	65t	18
1985	Tony Nathan (RB)	16	72	651	9.0	73	1
1986	Mark Duper	16	67	1313	19.6	85t	11
1987	+ Troy Stradford (RB)	12	48	457	9.5	34	1
1988	Mark Clayton	16	86	1129	13.1	45t	14
1989	Mark Clayton	15	64	1011	15.8	78t	9
1990	Mark Duper	16	52	810	15.6	69t	5
1991	Mark Duper	16	70	1085	15.5	43t	5
	Mark Clayton	16	70	1053	15.0	43t	12
1992	Bobby Humphrey (RB)	16	54	507	9.4	26	1
1993	+ Terry Kirby (RB)	16	75	874	11.7	47	3
1994	Irving Fryar	16	73	1270	17.4	54t	7
1995	Terry Kirby (RB)	16	66	618	9.4	46	3
1996	O.J. McDuffie	16	74	918	12.4	36	8
1997	O.J. McDuffie	16	76	943	12.4	55	1
1998	# O.J. McDuffie	16	90	1050	11.7	61t	7
1999	Tony Martin	16	67	1037	15.5	69t	5
2000	Oronde Gadsden	16	56	786	14.0	61	6
2001	James McKnight	16	55	684	12.4	40	3
	Oronde Gadsden	14	55	674	12.3	61	3
2002	Chris Chambers	15	52	734	14.1	59t	3
2003	Chris Chambers	16	64	963	15.0	57t	11
2004	Randy McMichael (TE)	16	73	791	10.8	42t	4
2005	Chris Chambers	16	82	1118	13.6	77t	11
2006	Wes Welker	16	67	687	10.3	38	1
2007	Marty Booker	15	50	556	11.1	26	1
2008	Ted Ginn, Jr.	16	56	790	14.1	64	2
2009	Davone Bess	16	76	758	10.0	34t	2
2010	Brandon Marshall	14	86	1014	11.8	46	3
2011	Brandon Marshall	16	81	1214	15.0	65t	6
2012	Brian Hartline	16	74	1083	14.6	80t	1
2013	Brian Hartline	16	76	1016	13.4	50	4
2014	+ Jarvis Landry	16	84	758	9.0	25	5
2015	+ Jarvis Landry	16	110	1157	10.5	50t	4
2016	Jarvis Landry	16	94	1136	12.1	71	4
2017	Jarvis Landry	16	112	987	8.8	49	9
2018	Danny Amendola	15	59	575	9.7	39	1
2019	DeVante Parker	16	72	1202	16.7	51	9
2020	DeVante Parker	14	63	793	12.6	31	4

PASSING (min: 150 att.)

YEAR	PLAYER	G	ATT.	CMP.	YDS.	PCT.	TD	INT.	RATE
1966	Dick Wood	10	230	83	993	36.1	4	14	30.6
1967	+ Bob Griese	12	331	166	2,005	50.2	15	18	61.6
1968	Bob Griese	13	355	186	2,473	52.4	21	16	75.7
1969	Bob Griese	9	252	121	1,695	48.0	10	16	56.9
1970	Bob Griese	14	245	142	2,019	58.0	12	17	72.1
1971	Bob Griese	14	263	145	2,089	55.1	19	9	90.9
1972	Earl Morrall	14	150	83	1,360	55.3	11	7	91.0
1973	Bob Griese	13	218	116	1,422	53.2	17	8	84.3
1974	Bob Griese	13	253	152	1,968	60.1	16	15	80.9
1975	Bob Griese	10	191	118	1,693	61.8	14	13	86.6
1976	Bob Griese	13	272	162	2,097	59.6	11	12	78.9
1977	Bob Griese	14	307	180	2,252	58.6	22	13	87.8
1978	Bob Griese	11	235	148	1,791	63.0	11	11	82.4
1979	Bob Griese	14	310	176	2,160	56.8	14	16	72.0
1980	+ David Woodley	13	327	176	1,850	53.8	14	17	63.1
1981	David Woodley	15	366	191	2,470	52.2	12	13	69.8
1982	David Woodley	9	179	98	1,080	54.7	5	8	63.5
1983	+ Dan Marino	11	296	173	2,210	58.4	20	6	96.0
1984	# Dan Marino	16	564	362	5,084	64.2	48	17	108.9
1985	# Dan Marino	16	567	336	4,137	59.3	30	21	84.1
1986	# Dan Marino	16	623	378	4,746	60.7	44	23	92.5
1987	Dan Marino	12	444	263	3,245	59.2	26	13	89.2
1988	# Dan Marino	16	606	354	4,434	58.4	28	23	80.8
1989	Dan Marino	16	550	308	3,997	56.0	24	22	76.9
1990	Dan Marino	16	531	306	3,563	57.6	21	11	82.6
1991	Dan Marino	16	549	318	3,970	57.9	25	13	85.8
1992	# Dan Marino	16	554	330	4,116	59.6	24	16	85.1
1993	Scott Mitchell	13	233	133	1,773	57.1	12	8	84.2
1994	Dan Marino	16	615	385	4,453	62.6	30	17	89.2
1995	Dan Marino	14	482	309	3,668	64.1	24	15	90.8
1996	Dan Marino	13	373	221	2,795	59.2	17	9	87.8
1997	Dan Marino	16	548	319	3,780	58.2	16	11	80.7
1998	Dan Marino	16	537	310	3,497	57.7	23	15	80.0
1999	Dan Marino	11	369	204	2,448	55.3	12	17	67.4
2000	Jay Fiedler	15	357	204	2,402	57.1	14	14	74.5
2001	Jay Fiedler	16	450	273	3,290	60.7	20	19	80.3
2002	Jay Fiedler	11	292	179	2,024	61.3	14	9	85.2
2003	Jay Fiedler	12	314	179	2,138	57.0	11	13	72.4
2004	A.J. Feeley	11	356	191	1,893	53.7	11	15	61.7
2005	Gus Frerotte	16	494	257	2,996	52.0	18	13	71.9
2006	Joey Harrington	11	388	223	2,236	57.5	12	15	68.2
2007	Cleo Lemon	9	309	173	1,773	56.0	6	6	71.0
2008	Chad Pennington	16	476	321	3,653	67.4	19	7	97.4
2009	Chad Henne	14	451	274	2,878	60.8	12	14	75.2
2010	Chad Henne	15	490	301	3,301	61.4	15	19	75.4
2011	Matt Moore	13	347	210	2,497	60.5	16	9	87.1
2012	+ Ryan Tannehill	16	484	282	3,294	58.3	12	13	76.1
2013	Ryan Tannehill	16	588	355	3,913	60.4	24	17	81.7
2014	Ryan Tannehill	16	590	392	4,045	66.4	27	12	92.8
2015	Ryan Tannehill	16	586	363	4,208	61.9	24	12	88.7
2016	Ryan Tannehill	13	389	261	2,995	67.1	19	12	93.5
2017	Jay Cutler	14	429	266	2,666	62.0	19	14	80.8
2018	Ryan Tannehill	11	274	176	1,979	64.2	17	9	92.7
2019	Ryan Fitzpatrick	15	502	311	3,529	62.0	20	13	85.5
2020	Ryan Fitzpatrick	9	267	183	2,091	68.5	13	8	95.6

PUNT RETURNS

YEAR	PLAYER	NO	YDS	AVG	LG	TD
1966	Joe Auer	5	99	19.8	56	0
1967	Joe Auer	9	42	4.7	16	0
1968	Bob Neff	8	71	8.9	20	0
1969	+ Mercury Morris	25	172	6.9	38	0
1970	+ Jake Scott	27	290	10.7	77t	1
1971	Jake Scott	33	318	9.6	31	0
1972	Charlie Leigh	22	210	9.5	27	0
1973	Jake Scott	22	266	12.1	33	0
1974	Jake Scott	31	346	11.2	30	0
1975	+ Freddie Solomon	26	320	12.3	50t	1
1976	Freddie Solomon	13	205	15.8	79t	1
1977	Freddie Solomon	32	285	8.9	39	0

PUNT RETURNS

YEAR	PLAYER	NO	YDS	AVG	LG	TD
1978	+ Jimmy Cefalo	28	232	8.3	26	0
1979	+ Tony Nathan	28	306	10.9	86t	1
1980	Tony Nathan	23	178	7.7	30	0
1981	Tom Vigorito	36	379	10.5	87t	1
1982	Tom Vigorito	20	192	9.6	59t	1
1983	+ Mark Clayton	41	392	9.6	60t	1
1984	Fulton Walker	21	169	8.0	33	0
1985	Tom Vigorito	22	197	9.0	21	0
1986	Craig Ellis	24	149	6.2	17	0
1987	+ Scott Schwedes	24	203	8.5	31	0
1988	Scott Schwedes	24	230	9.6	36	0
1989	Scott Schwedes	18	210	11.7	70t	1
1990	Tony Martin	26	140	5.4	35	0
1991	+ Scott Miller	28	248	8.9	32	0
1992	Scott Miller	24	175	7.3	19	0
1993	+ O.J. McDuffie	28	317	11.3	72t	2
1994	O.J. McDuffie	32	228	7.1	26	0
1995	O.J. McDuffie	24	163	6.8	24	0
1996	O.J. McDuffie	22	212	9.6	19	0
1997	Charles Jordan	26	273	10.5	38	0
1998	Terrell Buckley	29	354	12.2	35	0
1999	Nate Jacquet	28	351	12.5	45	0
2000	Jeff Ogden	19	323	17.0	81t	1
2001	Jeff Ogden	32	377	11.8	48	0
2002	Dedric Ward	16	169	10.6	34	0
2003	Charlie Rogers	21	186	8.9	48	0
2004	Wes Welker	43	464	10.8	71	0
2005	Wes Welker	43	390	9.1	47	0
2006	Wes Welker	41	378	9.2	47	0
2007	+ Ted Ginn, Jr.	24	230	9.6	87t	1
2008	+ Davone Bess	21	231	11.0	27	0
2009	Davone Bess	28	209	7.5	22	0
2010	Davone Bess	25	284	11.4	47	0
2011	Davone Bess	37	442	11.9	25	0
2012	Marcus Thigpen	26	316	12.2	72t	1
2013	Marcus Thigpen	34	264	7.8	34	0
2014	+ Jarvis Landry	25	204	8.2	32	0
2015	Jarvis Landry	36	356	9.9	69t	1
2016	+ Jakeem Grant Sr.	20	165	8.3	74t	1
2017	Jakeem Grant Sr.	25	190	7.6	27	0
2018	Jakeem Grant Sr.	14	228	16.3	71t	1
2019	+ Preston Williams	10	115	11.5	21	0
2020	Jakeem Grant Sr.	29	330	11.4	88t	1

KICKOFF RETURNS

YEAR	PLAYER	NO	YDS	AVG	LG	TD
1966	Joe Auer	28	698	24.9	95t	1
1967	Abner Haynes	22	444	20.2	51	0
1968	Gene Milton	18	408	22.7	74	0
1969	+ Mercury Morris	43	1,136	26.4	105t	1
1970	Mercury Morris	28	812	29.0	96t	1
1971	Mercury Morris	15	423	28.2	94t	1
1972	Mercury Morris	14	334	23.9	33	0
1973	Charlie Leigh	9	251	27.9	51	0
1974	+ Nat Moore	22	587	26.7	40	0
1975	+ Freddie Solomon	17	348	20.5	31	0
1976	Gary Davis	26	617	23.7	47	0
1977	Gary Davis	14	414	29.6	73	0
1978	Duriel Harris	29	657	22.7	53	0
1979	+ Tony Nathan	45	1,016	22.6	43	0
1980	Don Bessillieu	40	890	22.3	87	0
1981	+ Fulton Walker	38	932	24.5	90t	1
1982	Fulton Walker	20	433	21.7	32	0
1983	# Fulton Walker	36	962	26.7	78	0
1984	Fulton Walker	29	617	21.3	41	0
1985	+ Lorenzo Hampton	45	1,020	22.7	46	0
1986	Craig Ellis	25	541	21.6	41	0
1987	Lorenzo Hampton	16	304	19.0	32	0
1988	Joe Cribbs	41	863	21.0	44	0
1989	Marc Logan	24	613	25.5	97t	1

KICKOFF RETURNS

YEAR	PLAYER	NO	YDS	AVG	LG	TD
1990	Marc Logan	20	367	18.4	35	0
1991	+ Aaron Craver	32	615	19.2	49	0
1992	Mike Williams	19	328	17.3	28	0
1993	+ O.J. McDuffie	32	755	23.6	48	0
1994	O.J. McDuffie	36	767	21.3	46	0
1995	O.J. McDuffie	23	564	24.5	47	0
1996	Irving Spikes	28	681	24.3	59	0
1997	Irving Spikes	24	565	23.5	48	0
1998	+ John Avery	43	1,085	25.2	55	0
1999	Brock Marion	62	1,524	24.6	93	0
2000	Autry Denson	20	495	24.8	56	0
2001	+ Chris Chambers	36	811	22.5	47	0
2002	Travis Minor	46	1,071	23.3	66	0
2003	Travis Minor	34	727	21.4	49	0
2004	Wes Welker	57	1,313	23.0	95t	1
2005	Wes Welker	61	1,379	22.6	46	0
2006	Wes Welker	48	1,064	22.2	46	0
2007	+ Ted Ginn, Jr.	63	1,433	22.7	52	0
2008	Ted Ginn, Jr.	32	657	20.5	41	0
2009	Ted Ginn, Jr.	52	1,296	24.9	101t	2
2010	+ Nolan Carroll	27	655	24.3	46	0
2011	+ Clyde Gates	34	843	24.8	77	0
2012	Marcus Thigpen	38	1,040	27.4	96t	1
2013	Marcus Thigpen	39	878	22.5	50	0
2014	+ Jarvis Landry	34	954	28.1	74	0
2015	Damien Williams	21	457	21.8	37	0
2016	+ Jakeem Grant Sr.	19	439	23.1	45	0
2017	Jakeem Grant Sr.	21	479	22.8	31	0
2018	Jakeem Grant Sr.	18	535	29.7	102t	1
2019	Jakeem Grant Sr.	23	578	25.1	101t	1
2020	Jakeem Grant Sr.	6	129	21.5	45	0

SCORING

YEAR	PLAYER	TD	RUSH	REC	PATs	FGs	PTS
1966	Joe Auer	9^	4	4	0-0	0-0	54
	Gene Mingo	0	0	0	23-23	10-22	53
1967	Booth Lusteg	0	0	0	18-18	7-12	39
	Jack Harper	4	1	3	0-0	0-0	24
	Stan Mitchell	4	3	1	0-0	0-0	24
1968	Karl Noonan	11	0	11	0-0	0-0	66
	+ Jim Keyes	0	0	0	30-30	7-16	51
1969	Karl Kremser	0	0	0	26-27	13-22	65
	Jim Kiick	10	9	1	0-0	0-0	60
1970	Garó Yepremian	0	0	0	31-31	22-29	97
	Jim Kiick	6	6	0	0-0	0-0	36
1971	# Garó Yepremian	0	0	0	33-33	28-40	117
	Paul Warfield	11	0	11	0-0	0-0	66
1972	Garó Yepremian	0	0	0	43-45	24-37	115
	Mercury Morris	12	12	0	0-0	0-0	72
1973	Garó Yepremian	0	0	0	38-38	25-37	113
	Paul Warfield	11	0	11	0-0	0-0	66
1974	Garó Yepremian	0	0	0	43-43	8-15	67
	Larry Csonka	9	9	0	0-0	0-0	54
1975	Garó Yepremian	0	0	0	40-46	13-16	79
	Don Nottingham	12	12	0	0-0	0-0	72
1976	Garó Yepremian	0	0	0	29-31	16-23	77
	(five players)						24
1977	Nat Moore	13	1	12	0-0	0-0	78
	Garó Yepremian	0	0	0	37-40	10-22	67
1978	Garó Yepremian	0	0	0	41-45	19-23	98
	Nat Moore	10	0	10	0-0	0-0	60
1979	+ Uwe von Schamann	0	0	0	36-40	21-29	99
	Larry Csonka	13	12	1	0-0	0-0	78
1980	Uwe von Schamann	0	0	0	32-32	14-23	74
	Nat Moore	7	0	7	0-0	0-0	42
1981	Uwe von Schamann	0	0	0	37-38	24-31	109
	Tony Nathan	8	5	3	0-0	0-0	48
	Andra Franklin	8	7	1	0-0	0-0	48
1982	Uwe von Schamann	0	0	0	21-22	15-20	66
	Andra Franklin	7	7	0	0-0	0-0	42

SCORING

YEAR	PLAYER	TD	RUSH	REC	PATs	FGs	PTS
1983	Uwe von Schamann	0	0	0	45-48	18-27	99
	Mark Duper	10	0	10	0-0	0-0	60
1984	Mark Clayton	18	0	18	0-0	0-0	108
	Uwe von Schamann	0	0	0	66-70	9-19	93
1985	+ Fuad Reveiz	0	0	0	50-52	22-27	116
	+ Ron Davenport	13	11	2	0-0	0-0	78
1986	Fuad Reveiz	0	0	0	52-55	14-22	94
	Lorenzo Hampton	12	9	3	0-0	0-0	72
1987	Fuad Reveiz	0	0	0	28-30	9-11	55
	Mark Duper	8	0	8	0-0	0-0	48
1988	Mark Clayton	14	0	14	0-0	0-0	84
	Fuad Reveiz	0	0	0	31-32	8-12	55
1989	+ Pete Stoyanovich	0	0	0	38-39	19-26	95
	Mark Clayton	9	0	9	0-0	0-0	54
1990	Pete Stoyanovich	0	0	0	37-37	21-25	100
	Sammie Smith	9	8	1	0-0	0-0	54
1991	Pete Stoyanovich	0	0	0	28-29	31-37	121
	Mark Clayton	12	0	12	0-0	0-0	72
1992	# Pete Stoyanovich	0	0	0	34-36	30-37	124
	Mark Higgs	7	7	0	0-0	0-0	42
	Mark Duper	7	0	7	0-0	0-0	42
1993	Pete Stoyanovich (four players)	0	0	0	37-37	24-32	109 36
1994	Pete Stoyanovich	0	0	0	35-35	24-31	107
	Irving Fryar	7	0	7	0-0	0-0	46
1995	Pete Stoyanovich	0	0	0	37-37	27-34	118
	Bernie Parmalee	10	9	1	0-0	0-0	80
1996	Joe Nedney	0	0	0	35-36	18-29	89
	+ Karim Abdul-Jabbar	11	11	0	0-0	0-0	66
1997	Olindo Mare	0	0	0	33-33	28-36	117
	Karim Abdul-Jabbar	16	15	1	0-0	0-0	96
1998	Olindo Mare	0	0	0	33-34	22-27	99
	Oronde Gadsden	7	0	7	0-0	0-0	42
	O.J. McDuffie	7	0	7	0-0	0-0	42
1999	Olindo Mare	0	0	0	27-27	39-46	144
	Oronde Gadsden	6	0	6	0-0	0-0	36
2000	Olindo Mare	0	0	0	33-34	28-31	117
	Lamar Smith	16	14	2	0-0	0-0	96
2001	Olindo Mare	0	0	0	39-40	19-21	96
	Lamar Smith	8	6	2	0-0	0-0	48
2002	Olindo Mare	0	0	0	42-43	24-31	114
	Ricky Williams	17	16	1	0-0	0-0	102
2003	Olindo Mare	0	0	0	33-34	22-29	99
	Chris Chambers	11	0	11	0-0	0-0	66
2004	Olindo Mare	0	0	0	18-18	12-16	54
	Chris Chambers	7	0	7	0-0	0-0	44@
2005	Olindo Mare	0	0	0	33-33	25-30	108
	Chris Chambers	11	0	11	0-0	0-0	66
2006	Olindo Mare	0	0	0	22-22	26-36	100
	Marty Booker	6	0	6	0-0	0-0	40@@
2007	Jay Feely	0	0	0	26-26	21-23	89
	Ronnie Brown	5	4	1	0-0	0-0	32@
2008	+ Dan Carpenter	0	0	0	40-40	21-25	103
	Ronnie Brown	10	10	0	0-0	0-0	60
2009	Dan Carpenter	0	0	0	37-38	25-28	112
	Ricky Williams	13	11	2	0-0	0-0	80@
2010	Dan Carpenter	0	0	0	25-25	30-41	115
	Davone Bess	0	0	5	0-0	0-0	30
	Ronnie Brown	0	5	0	0-0	0-0	30
2011	Dan Carpenter	0	0	0	26-26	29-34	113
	Reggie Bush	7	6	1	0-0	0-0	42
2012	Dan Carpenter	0	0	0	26-26	22-27	92
	Reggie Bush	8	6	2	0-0	0-0	48
2013	Caleb Sturgis	0	0	0	33-33	26-34	111
	Charles Clay	7	1	6	0-0	0-0	42
2014	Caleb Sturgis	0	0	0	41-41	29-37	128
	Mike Wallace	10	0	10	0-0	0-0	60
2015	Andrew Franks	0	0	0	33-36	13-16	72
	Lamar Miller	10	8	2	0-0	0-0	60
2016	Andrew Franks	0	0	0	41-42	16-21	89
	Kenny Stills	9	0	9	0-0	0-0	54

SCORING

YEAR	PLAYER	TD	RUSH	REC	PATs	FGs	PTS
2017	Cody Parkey	0	0	0	26-29	21-23	89
	Jarvis Landry	9	0	9	0-0	0-0	54
2018	+ Jason Sanders	0	0	0	35-36	18-20	89
	Kenyan Drake	9	4	5	0-0	0-0	54
2019	Jason Sanders	1	0	1	29-30	23-30	104
	DeVante Parker	9	0	9	0-0	0-0	54
2020	Jason Sanders	0	0	0	36-36	36-39	144
	Mike Gesicki	6	0	6	0-0	0-0	36

@ includes 2-point conversion; @@ includes two 2-point conversions; ^ includes touchdown on kickoff return

TACKLES

YEAR	PLAYER	G	SOLO	ASST	TOTAL
1966	Willie West	14	95	23	118
1967	Wahoo McDaniel	14	69	49	118
1968	Frank Emanuel	14	82	37	119
1969	Nick Buoniconti	13	79	35	114
1970	Nick Buoniconti	14	96	49	145
1971	Nick Buoniconti	14	86	40	126
1972	Nick Buoniconti	14	72	74	146
1973	Nick Buoniconti	13	91	71	162
1974	Bob Matheson	14	71	32	103
1975	+ Steve Towle	12	90	74	164
1976	Steve Towle	13	131	86	217
1977	Steve Towle	16	75	63	138
1978	Rusty Chambers	16	85	66	151
1979	Rusty Chambers	16	80	98	178
1980	Bob Baumhower	16	88	47	135
1981	Earnie Rhone	16	120	51	171
1982	Earnie Rhone	9	62	20	82
1983	Bob Brudzinski	16	73	31	104
1984	Mark Brown	16	59	18	77
1985	Mark Brown	15	78	18	96
1986	+ John Offerdahl	15	109	26	135
1987	Jackie Shipp	12	63	16	79
1988	John Offerdahl	16	99	18	117
1989	Barry Krauss	16	100	19	119
1990	John Offerdahl	16	98	18	116
1991	Louis Oliver	16	73	15	88
1992	Bryan Cox	16	84	43	127
1993	Bryan Cox	16	87	35	122
1994	Bryan Cox	16	106	41	147
1995	Bryan Cox	16	104	38	142
1996	+ Zach Thomas	16	131	49	180
1997	Zach Thomas	15	107	42	149
1998	Zach Thomas	16	124	36	160
1999	Zach Thomas	16	117	50	167
2000	Brock Marion	16	85	24	109
2001	Zach Thomas	15	112	68	180
2002	Zach Thomas	16	124	71	195
2003	Zach Thomas	15	113	71	184
2004	Zach Thomas	13	95	73	168
2005	Zach Thomas	14	112	54	166
2006	Zach Thomas	16	103	62	165
2007	Channing Crowder	11	61	17	78
2008	Yeremiah Bell	16	100	20	120
2009	Yeremiah Bell	16	92	22	114
2010	Yeremiah Bell	16	83	18	101
2011	Yeremiah Bell	16	81	26	107
2012	Karlos Dansby	16	100	33	133
2013	Philip Wheeler	16	83	35	118
2014	Jelani Jenkins	15	81	27	108
2015	Reshad Jones	16	106	29	135
2016	Kiko Alonso	15	69	46	115
2017	Reshad Jones	16	94	28	122
2018	Kiko Alonso	15	79	46	125
2019	Jerome Baker	16	74	50	124
2020	Jerome Baker	16	69	42	111

SACKS

1968: Mel Branch, 11.0; **1969:** Bill Stanfill, 8.0; **1970:** Bill Stanfill, 6.0; **1971:** Manny Fernandez, 8.0; **1972:** Vern Den Herder, 10.5; **1973:** Bill Stanfill, 18.5; **1974:** Bill Stanfill, 10.0; **1975:** Vern Den Herder, 11.0; **1976:** Don Reese and Bill Stanfill, 4.0; **1977:** +A.J. Duhe, 7.0; **1978:** Vern Den Herder, 11.0; **1979:** Vern Den Herder, 9.0; **1980:** Kim Bokamper and A.J. Duhe, 5.5; **1981:** Bob Baumhower, 9.0; **1982:** Bob Brudzinski, 4.5; **1983:** Doug Betters, 16.0; **1984:** Doug Betters, 14.0; **1985:** Mike Charles, 7.0; **1986:** Mark Brown, 5.0 (47 yards); **1987:** T.J. Turner, 4.0 (34 yards); **1988:** T.J. Turner, 5.0 (22 yards); **1989:** Jeff Cross, 10.0 (94 yards); **1990:** Jeff Cross, 11.5 (95.5 yards); **1991:** Jeff Cross 7.0 (60 yards); **1992:** Bryan Cox 14.0 (115 yards); **1993:** Jeff Cross 10.5 (62 yards); **1994:** Jeff Cross 9.5 (58.5 yards); **1995:** Bryan Cox 7.5 (46 yards); **1996:** Trace Armstrong 12.0 (81.5 yards); **1997:** Trace Armstrong 5.5 (45 yards); **1998:** Trace Armstrong 10.5 (63 yards); **1999:** Rich Owens 8.5 (61 yards); **2000:** Trace Armstrong 16.5 (96.5 yards); **2001:** Jason Taylor 8.5 (44.5 yards); **2002:** #Jason Taylor 18.5 (162.5 yards); **2003:** Adewale Ogunleye 15.0 (71 yards); **2004:** Jason Taylor 9.5 (62.5 yards); **2005:** Jason Taylor 12.0 (80 yards); **2006:** Jason Taylor 13.5 (74 yards); **2007:** Jason Taylor 11.0 (63 yards); **2008:** Joey Porter 17.0 (96 yards); **2009:** Joey Porter 9.0 (46.5 yards); **2010:** Cameron Wake 14.0 (89.5 yards); **2011:** Cameron Wake 8.5 (47.5 yards); **2012:** Cameron Wake 15.0 (92 yards); **2013:** Olivier Vernon 11.5 (65 yards); **2014:** Cameron Wake 11.5 (59.5 yards); **2015:** Olivier Vernon 7.5 (56.5 yards); **2016:** Cameron Wake 11.5 (90.5 yards); **2017:** Cameron Wake 10.5 (72.0 yards); **2018:** Robert Quinn 6.5 (48.0 yards); **2019:** Taco Charlton 5.0 (34.0 yards). **2020:** Emmanuel Ogbah 9.0 (95.5 yards).


+ – Rookie

– League Leader


THREE DOLPHINS NAMED NFL MAN OF THE YEAR

The NFL's Man of the Year award is the highest off-the-field honor attainable by an NFL player. It recognizes players for their excellence both on the field and in their communities.

Center Dwight Stephenson (1985), quarterback Dan Marino (1998) and defensive end Jason Taylor (2007) have each won the award while playing for the Dolphins. Miami is one of only eight teams to have three or more of its players receive the honor since it was instituted by the league in 1970. Kansas City and Chicago have had five players win the award, Pittsburgh and San Diego both have had four players, while Miami, Cincinnati, Dallas and Philadelphia each boast three award winners.



Dwight Stephenson



Dan Marino



Jason Taylor

DOLPHINS REGULAR SEASON WIN STREAKS AMONG NFL BEST

Since the 1970 NFL-AFL merger, the Dolphins and New England Patriots are the only teams to have two regular season winning streaks of 16 or more games. Miami won 16 consecutive games from 1971-73 (1 in 1971, 14 in 1972, 1 in 1973) and another 16-game streak from 1983-84 (5 in 1983, 11 in 1984). New England had a 21-game streak from 2006-08 (3 in 2006, 16 in 2007, 2 in 2008) and an 18-game streak from 2003-04 (12 in 2003, 6 in 2004). Teams that had one streak of 16 or more consecutive wins since 1970 include Indianapolis' NFL-record 23 consecutive regular season wins from 2008-09 (9 in 2008, 14 in 2009), Carolina's 18-game streak from 2014-15 (4 in 2014 and 14 in 2015) and Pittsburgh's 16-game streak from 2004-05 (14 in 2004, 2 in 2005).

DOLPHINS OFFENSE YEAR-BY-YEAR

YEAR	PLAYS	FIRST DOWNS	RUSH YARDS	PASS NET YARDS	TOTAL NET YARDS	NFL RANK* T-R-P	TOTAL POINTS
1966	884	200	1410	2048	3458	22-21-19	213
1967	847	212	1323	2336	3659	17-18-17	219
1968	892	247	1704	2402	4106	12-15-11	276
1969	878	224	1513	2077	3590	23-23-21	233
1970	827	228	2082	1957	4039	11-3-20	297
1971	804	232	2429	1983	4412	5-1-19	315
1972	893	291	2960	2076	5036	1-1-16	385
1973	776	215	2521	1582	4103	9-3-21	343
1974	884	272	2191	2084	4275	11-4-16	327
1975	896	266	2500	2009	4509	11-4-20	357
1976	874	267	2118	2268	4386	13-13-10	263
1977	866	267	2366	1961	4327	10-5-16	313
1978	954	270	2366	2469	4835	13-11-15	372
1979	1006	297	2187	2763	4950	16-17-14	341
1980	1015	284	1876	2688	4564	26-17-24	266
1981	1063	306	2173	3149	5322	16-10-16	345
1982	582	165	1344	1314	2658	19-3-27	198
1983	1033	314	2150	3045	5195	16-13-19	389
1984	1070	387	1918	5018	6936	1-16-1	513
1985	1039	361	1729	4114	5843	6-18-2	428
1986	1011	351	1545	4779	6324	2-25-1	430
1987	1005	331	1662	3876	5538	4-23-1	362
1988	963	321	1205	4516	5721	5-28-1	319
1989	1011	310	1330	4216	5546	7-27-3	331
1990	975	303	1535	3512	5047	11-22-4	336
1991	970	312	1352	3889	5241	7-25-3	343
1992	998	316	1525	3975	5500	5-24-2	340
1993	1030	309	1459	4353	5812	2-25-1	349
1994	1078	344	1658	4420	6078	1-13-2	389
1995	1034	345	1506	4210	5716	8-21-4	398
1996	1000	294	1622	3543	5165	14-19-11	339
1997	1028	311	1343	3792	5135	11-29-2	339
1998	1028	269	1535	3395	4930	16-24-10	321
1999	1071	287	1453	3485	4938	20-22-13t	326
2000	945	251	1894	2567	4461	26-14-27	323
2001	953	263	1664	3157	4821	21-23-19	344
2002	1010	318	2502	2890	5392	15-2-26	378
2003	968	266	1817	2792	4609	24-17-26	311
2004	1022	267	1339	3065	4404	29-31-21	275
2005	1026	274	1898	3300	5198	14-12-16	318
2006	1034	281	1673	3287	4960	20-22-13	260
2007	989	283	1569	3031	4600	28-23-24	267
2008	965	308	1897	3632	5529	12-11-10	345
2009	1088	333	2231	3170	5401	17-4-20	360
2010	1040	300	1643	3527	5170	21-21-16	273
2011	990	287	1987	3091	5078	22-11-23	329
2012	981	288	1802	3182	4984	27-17-26	288
2013	1001	278	1440	3567	5007	27-26-20	317
2014	1040	361	1872	3729	5601	14-12-17	388
2015	977	291	1496	3811	5307	26-23-19	310
2016	912	278	1824	3500	5324	24-9-26	363
2017	995	284	1388	3535	4923	25-29-18	281
2018	878	252	1738	2900	4638	31-18-30	319
2019	1022	315	1156	3804	4960	27-32-12	306
2020	1021	345	1688	3736	5424	22-22-20	404

* 1966-69 are AFL-NFL combined rankings

DOLPHINS DEFENSE YEAR-BY-YEAR

YEAR	PLAYS	FIRST DOWNS	RUSH YARDS	PASS NET YARDS	TOTAL NET YARDS	NFL RANK* TR-P	TOTAL POINTS
1966	857	237	1510	3101	4611	19-7-22	362
1967	843	269	2145	2835	4980	22-25-17	407
1968	808	240	2172	2712	4884	23-22-20	355
1969	851	206	1489	2637	4126	10-9-16	332
1970	808	228	1453	2551	4004	15-7-22	228
1971	800	214	1661	2000	3661	5-8-6	174
1972	770	186	1548	1749	3297	1-3-5	171
1973	878	195	1991	1290	3281	3-12-1	150
1974	807	208	1624	2182	3806	8-7-16	216
1975	858	224	1768	2021	3789	6-5-6	222
1976	892	268	2411	2670	5081	26-22-28	264
1977	901	227	1749	2233	3982	16-6-24	197
1978	1021	298	2261	2908	5169	23-16-26	254
1979	938	238	1702	2737	4439	4-2-12	257
1980	1062	309	2018	3206	5224	14-15-15	305
1981	1039	296	2032	3331	5363	15-14-19	275
1982	548	147	1285	1027	2312	1-24-1	131
1983	989	288	2037	3002	5039	7-13-8	250
1984	1051	314	2155	3265	5420	19-22-14	298
1985	1034	314	2256	3511	5767	23-23-22	320
1986	1058	337	2493	3557	6050	26t-27-22	405
1987	1013	314	2198	3247	5445	26-25-21	335
1988	1072	359	2506	3275	5781	26-26-14	380
1989	1045	337	2153	3543	5696	24-25-18	379
1990	968	268	1831	2716	4547	7-16-5	242
1991	1019	327	2301	3105	5406	25-27-12	349
1992	976	273	1600	2983	4583	10t-6-14	281
1993	1061	332	1665	3485	5150	20-14-21	351
1994	1000	305	1430	3794	5224	19-6-25	327
1995	1000	309	1675	3569	5244	16-12-19	332
1996	987	306	1536	3655	5191	17-7-24	325
1997	1004	299	1813	3551	5364	26-17-25	327
1998	944	257	1511	2924	4435	3-6-6	265
1999	936	252	1476	2928	4404	5-8-5	336
2000	995	289	1736	2900	4636	6-14-5	226
2001	957	283	1779	2829	4608	5-17-1	290
2002	974	285	1554	3102	4656	3-5-8	301
2003	1014	283	1452	3335	4787	10-5-19	261
2004	1009	281	2302	2592	4894	8-31-2	354
2005	1078	319	1771	3307	5078	18-17-20	317
2006	1005	267	1618	3007	4625	4-8-5	283
2007	983	318	2456	3019	5475	23-32-4	437
2008	979	296	1620	3644	5264	15-10-25	317
2009	968	297	1835	3754	5589	22-18-24	390
2010	988	264	1601	3348	4949	6-7-8	333
2011	1043	310	1530	3992	5522	15-3-25	313
2012	1073	320	1734	3974	5708	21-13-27	317
2013	1106	327	1998	3752	5750	21-24-16	335
2014	1029	309	1937	3557	5494	12-24-6	373
2015	1075	351	2019	4000	6019	25-28-21	389
2016	1088	349	2247	3875	6122	29-30-15	380
2017	989	319	1768	3603	5371	16-14-16	393
2018	1024	350	2325	3932	6257	29-31-21	433
2019	1053	361	2166	4198	6364	30-27-26	494
2020	998	336	1862	4024	5886	20-16-23	338

* 1966-69 are AFL-NFL combined rankings

DOLPHINS IN OVERTIME

LOCATION	W	L	T	WON TOSS	LOST TOSS
HOME*	13	11	1	14	11
ROAD*	7	12	0	8	11
TOTALS	20	23	1	22	22

* Home record includes 1-1 mark in playoffs; Road record includes 1-0 mark in playoffs

When they have won the toss, the Dolphins are 13-9 (9-5 home, 4-4 road).

When they have lost the toss, the Dolphins are 7-14-1 (4-6-1 home, 3-8 road).

***Dec. 25, 1971 – Miami 27, at Kansas City 24 (2 OT):** Chiefs win toss. Jan Stenerud has 42-yard FG attempt blocked by Nick Buoniconti of Dolphins. Teams trade punts. Garo Yepremian misses FG try from 52 yards. K.C. QB Len Dawson is intercepted by Jake Scott and teams trade punts. Yepremian kicks a 37-yard FG at 7:40 of the second overtime.

Dec. 14, 1975 – at Baltimore 10, Miami 7: Dolphins win toss. Miami is forced to punt. Colts drive from their own 4 to the Miami 14. Toni Linhart kicks 31-yard FG at 12:44.

Oct. 17, 1976 – Kansas City 20, at Miami 17: Chiefs win toss. Kansas City punts and Miami drives to 20-yard line of Chiefs. Norm Bulaich fumbles into end zone and K.C. recovers for touchback. Chiefs drive to Miami 17 and Jan Stenerud kicks 34-yard FG at 14:48.

Nov. 18, 1979 – at Cleveland 30, Miami 24: Browns win toss. Brian Sipe throws 39-yard TD pass to Reggie Rucker at 1:59.

Nov. 20, 1980 – San Diego 27, at Miami 24: Chargers win toss. San Diego is forced to punt, but Woodrow Lowe intercepts David Woodley at the end of the Dolphins. Rolf Benirschke kicks 28-yard FG for Chargers at 7:14.

Dec. 8, 1980 – at Miami 16, New England 13: Dolphins win toss. Miami drives from its own 13 to the 5 of New England with the big play being a 54-yard pass to Duriel Harris from David Woodley. Uwe von Schamann kicks 23-yard FG at 3:20.

Oct. 4, 1981 – at Miami 28, N.Y. Jets 28 (tie): Jets win toss. Teams trade punts twice. Pat Leahy of Jets misses 48-yard FG attempt near end of OT period.

Nov. 8, 1981 – Miami 30, at New England 27: Dolphins win toss. Miami punts, but Bob Brudzinski intercepts Steve Grogan at New England 45 and returns it to 26 of the Pats. Thirteen yards is tacked on for unnecessary roughness on tackle of Brudzinski, before Uwe von Schamann kicks 30-yard FG at 7:09.

***Jan. 2, 1981 – San Diego 41, at Miami 38:** Chargers win toss. Rolf Benirschke misses 27-yard FG for San Diego and Uwe von Schamann of Miami has 34-yard FG blocked by Leroy Jones of Chargers. Benirschke kicks 29-yard FG at 13:52.

Oct. 9, 1983 – Buffalo 38, at Miami 35: Dolphins win toss. Uwe von Schamann misses FGs of 52 and 43 yards for Miami. Joe Danelo kicks 36-yard FG at 13:58.

Nov. 18, 1984 – at San Diego 34, Miami 28: Chargers win toss. Buford McGee runs for 25-yard TD at 3:17.
Sept. 21, 1986 – at N.Y. Jets 51, Miami 45: Jets win toss. Ken O'Brien throws a 43-yard TD pass to Wesley Walker at 2:35.

Sept. 21, 1986 – at N.Y. Jets 51, Miami 45: Jets win toss. Ken O'Brien throws a 43-yard TD pass to Wesley Walker at 2:35.

Dec. 14, 1986 – Miami 37, at L.A. Rams 31: Dolphins win toss. Dan Marino throws a 20-yard TD pass to Mark Duper at 3:04.

Oct. 18, 1987 – at N.Y. Jets 37, Miami 31: Jets win toss. Both teams exchange punts, then interceptions before Jets take over on another Dolphin interception. Pat Ryan passes eight yards to Eddie Hunter at 14:26.

Oct. 25, 1987 – Buffalo 34, at Miami 31: Bills win toss. Scott Norwood kicks 27-yard FG at 4:12.

Oct. 8, 1989 – at Miami 13, Cleveland 10: Browns win toss. Cleveland drives to Miami 26-yard line, but Matt Bahr misses 44-yard FG. Miami drives 55 yards and Pete Stoyanovich kicks 35-yard FG at 6:28.

Dec. 9, 1990 – at Miami 23, Philadelphia 20: Eagles win toss. Both teams exchange punts, then Eagles' Jeff Feagles boots 23-yard punt. Miami drives 35 yards and Pete Stoyanovich kicks 39-yard FG at 12:32.

Nov. 24, 1991 – Miami 16, at Chicago 13: Dolphins win toss. Pete Stoyanovich kicks 27-yard FG at 4:11.

Dec. 22, 1991 – N.Y. Jets 23, at Miami 20: Dolphins win toss. Miami is forced to punt. Raul Allegre kicks 30-yard FG at 6:15.

Dec. 27, 1992 – Miami 16, at New England 13: Patriots win toss. New England is forced to punt. Pete Stoyanovich kicks 35-yard FG at 6:43.

Jan. 2, 1994 – at New England 33, Miami 27: Dolphins win toss. Miami is forced to punt. Dolphins intercept pass but are forced to punt. Drew Bledsoe passes 36 yards to Michael Timpson for touchdown at 10:14.

Oct. 16, 1994 – at Miami 20, L.A. Raiders 17: Dolphins win toss. Pete Stoyanovich kicks 29-yard FG at 5:46.

Nov. 20, 1994 – at Pittsburgh 16, Miami 13: Steelers win toss. Pittsburgh stopped on fourth down. Dolphins forced to punt. Gary Anderson kicks 39-yard FG at 10:19.

Oct. 8, 1995 – Indianapolis 27, at Miami 24: Colts win toss. Cary Blanchard kicks 27-yard FG at 4:58.

Sept. 7, 1997 – at Miami 16, Tennessee 13: Dolphins win toss. Olindo Mare kicks 29-yard FG at 12:45.

Oct. 27, 1997 – Chicago 36, at Miami 33: Dolphins win toss. Both teams exchange punts, then Dan Marino is sacked and fumbles on Dolphins 17-yard line. Jeff Jaeger kicks 35-yard FG at 5:35.

Oct. 25, 1998 – at Miami 12, New England 9: Dolphins win toss. Olindo Mare kicks 43-yard FG at 10:24.

Oct. 23, 2000 – at N.Y. Jets 40, Miami 37: Dolphins win toss. Marcus Coleman intercepts Jay Fiedler pass then fumbles and Oronde Gadsden recovers. Coleman intercepts Fiedler again. John Hall kicks 40-yard field goal at 8:13.

***Dec. 30, 2000 – at Miami 23, Indianapolis 17:** Dolphins win toss. Miami forced to punt. Mike Vanderjagt misses 49-yard field goal wide right. Lamar Smith scores on 17-yard touchdown run at 3:34.

Dec. 29, 2002 – at New England 27, Miami 24: Patriots win toss. Adam Vinatieri kicks 35-yard FG at 12:57.

Oct. 19, 2003 – New England 19, at Miami 13: Dolphins win toss. Olindo Mare misses 35-yard FG. Patriots forced to punt. Tyrone Poole intercepts a Jay Fiedler pass on Patriots 18. Tom Brady connects with Troy Brown for an 82-yard TD pass on the following play at 9:15.

Nov. 16, 2003 – at Miami 9, Baltimore 6: Dolphins win toss. Miami forced to punt. Four plays afterward, Zach Thomas recovers a Jamal Lewis fumble at the Ravens 33, leading to an Olindo Mare 43-yard FG at 6:12.

Sept. 9, 2007 – at Washington 16, Miami 13: Washington wins toss. Shaun Suisham kicks 39-yard FG at 9:24.

Dec. 16, 2007 – at Miami 22, Baltimore 16: Ravens win toss. Matt Stover misses 44-yard FG wide left. Three plays later, Cleo Lemon connects with Greg Camarillo for a 64-yard touchdown at 8:14.

Dec. 20, 2009 – at Tennessee 27, Miami 24: Dolphins win toss. Chad Henne throws interception. Rob Bironas kicks 46-yard FG at 11:24.

Oct. 17, 2010 – Miami 23, at Green Bay 20: Dolphins win toss. Miami and Packers forced to punt. Dan Carpenter kicks 44-yard FG at 9:06.

Oct. 23, 2011 – Denver 18, at Miami 15: Dolphins win toss. Miami and Broncos forced to punt. Matt Moore fumbles. Matt Prater kicks 52-yard FG at 7:29.

Sept. 23, 2012 – N.Y. Jets 23, at Miami 20: Jets win toss. Jets forced to punt. Dan Carpenter misses 48-yard FG wide left. Nick Folk kicks 33-yard FG at 6:04.

Sept. 30, 2012 – at Arizona 24, Miami 21: Cardinals win toss. Cardinals forced to punt. Ryan Tannehill throws interception. Jay Feely kicks 46-yard FG at 8:34.

Oct. 31, 2013 – at Miami 22, Cincinnati 20: Dolphins win toss. Teams exchange punts. Brandon Fields punt down on Cincinnati 8. Cameron Wake sacks Andy Dalton in end zone for safety at 6:42.

Sept. 25, 2016 – at Miami 30, Cleveland 24: Browns win toss but elect to kick. Teams exchange punts. Ryan Tannehill hits Jarvis Landry for 32-yard gain. Jay Ajayi rushes for 11-yard touchdown at 8:26.

Dec. 24, 2016 – Miami 34, at Buffalo 31: Bills win toss. Dan Carpenter misses 45-yard field goal wide right. Teams exchange punts. Jay Ajayi rushes for 57 yards to Buffalo 28. Six plays later, Andrew Franks kicks 27-yard field goal at 0:47.

Oct. 14, 2018 – at Miami 31, Chicago 28: Dolphins win toss. Frank Gore rushes for 32 yards to Chicago 7. Kenyan Drake fumbles at Chicago 1. Cody Parkey misses 53-yard field goal wide right. Four plays later, Jason Sanders kicks 47-yard field goal as time expires.

Dec. 22, 2019 – at Miami 38, Cincinnati 35: Dolphins win toss. Teams exchange punts twice. Ryan Fitzpatrick connects with Mike Gesicki for 14-yard gain and then Isaiah Ford for 28-yard gain. Four plays later, Jason Sanders kicks 37-yard field goal as time expires.

*Playoff Game

1972 DOLPHINS BOAST PAIR OF 1,000-YARD RUSHERS

The 1972 Miami Dolphins led the NFL by averaging 211.4 yards rushing per game that year. They were led by running backs Larry Csonka and Mercury Morris, who rushed for 1,117 and 1,000 yards, respectively. The '72 Dolphins are one of only seven teams in NFL history to have two 1,000-yard rushers in the same season. They are joined by the 1976 Pittsburgh Steelers (Franco Harris – 1,128; Rocky Bleier – 1,036), the 1985 Cleveland Browns (Kevin Mack – 1,104; Earnest Byner – 1,002), the 2006 Atlanta Falcons (Warrick Dunn – 1,140; Michael Vick – 1,039), the 2008 New York Giants (Brandon Jacobs – 1,089; Derrick Ward – 1,025), the 2009 Carolina Panthers (Jonathan Stewart – 1,133; DeAngelo Williams – 1,177) and the 2019 Baltimore Ravens (Lamar Jackson – 1,206; Mark Ingram – 1,018).

LARGEST COMEBACKS

DOLPHINS

MARGIN	SCORE/QUARTER	FINAL SCORE	DATE	OPPONENT
1. 24 points	0-24 (2nd)	34-27	12/15/74	NEW ENGLAND
2. 21 points	0-21 (2nd)	24-23	12/4/05	BUFFALO
3. 18 points	3-21 (2nd)	24-21	1/4/86	CLEVELAND*
18 points	6-24 (3rd)	28-24	11/27/94	at N.Y. Jets
18 points	3-21 (2nd)	24-21	11/14/71	PITTSBURGH
6. 17 points	0-17 (3rd)	21-17	11/10/68	at Buffalo
17 points	3-20 (2nd)	31-23	11/12/89	at N.Y. Jets
17 points	0-17 (2nd)	28-20	10/29/00	GREEN BAY
17 points	0-17 (3rd)	20-17	10/15/17	at Atlanta

NOTE: Miami's largest fourth-quarter comeback was from a 20-point deficit (3-23 to 24-23) against Buffalo on December 4, 2005.

OPPONENTS

MARGIN	SCORE/QUARTER	FINAL SCORE	DATE	OPPONENT
1. 23 points	7-30 (4th)	40-37 (OT)	10/23/00	at N.Y. Jets
2. 21 points	0-21 (2nd)	34-31 (OT)	10/25/87	BUFFALO
21 points	3-24 (3rd)	27-24 (OT)	10/8/95	INDIANAPOLIS
21 points	3-24 (2nd)	46-34	10/25/09	NEW ORLEANS
5. 18 points	10-28 (2nd)	45-28	10/9/77	at Baltimore
6. 17 points	0-17 (3rd)	21-17	10/14/01	at N.Y. Jets
17 points	0-17 (3rd)	27-24	12/14/11	at New England
17 points	0-17 (3rd)	27-17	10/7/18	at Cincinnati

* Playoff Game

DOLPHINS' 10 LARGEST MARGINS

...OF VICTORY

MARGIN	SCORE	DATE	OPPONENT
1. 52 points	52-0	11/12/72	NEW ENGLAND
2. 44 points	44-0	11/11/73	BALTIMORE
3. 43 points	43-0	10/19/75	at N.Y. Jets
4. 42 points	42-0	9/10/78	at Baltimore
42 points	45-3	11/24/86	N.Y. JETS
42 points	42-0	10/11/87	KANSAS CITY
7. 41 points	55-14	11/24/77	at St. Louis
8. 38 points	45-7	12/20/70	BUFFALO
38 points	41-3	10/17/71	NEW ENGLAND
38 points	52-14	9/3/95	N.Y. JETS

...OF DEFEAT

MARGIN	SCORE	DATE	OPPONENT
1. 55 points	62-7	1/15/00	at Jacksonville*
2. 49 points	59-10	9/8/19	BALTIMORE
3. 45 points	48-3	9/28/68	KANSAS CITY
4. 43 points	43-0	9/15/19	NEW ENGLAND
5. 41 points	41-0	10/8/67	at Kansas City
41 points	41-0	12/14/97	at Indianapolis
7. 40 points	40-0	10/26/17	at Baltimore
8. 35 points	35-0	11/1/70	at Baltimore
35 points	42-7	10/13/91	at Kansas City
35 points	38-3	1/9/99	at Denver*

* Playoff Game

DOLPHINS HOME AND AWAY

(Regular Season)

YEAR	HOME	PCT.	ROAD	PCT.	OVERALL	PCT.
1966	2-5	.286	1-6	.143	3-11	.214
1967	4-3	.571	0-7	.000	4-10	.286
1968	1-5-1	.214	4-3	.571	5-8-1	.393
1969	2-4-1*	.357	1-6*	.143	3-10-1	.250
1970	6-1	.857	4-3	.571	10-4	.714
1971	6-1	.857	4-2-1	.643	10-3-1	.750
1972	7-0	1.000	7-0	1.000	14-0	1.000
1973	7-0	1.000	5-2	.714	12-2	.857
1974	7-0	1.000	4-3	.571	11-3	.786
1975	5-2	.714	5-2	.714	10-4	.714
1976	3-4	.429	3-4	.429	6-8	.429
1977	6-1	.857	4-3	.571	10-4	.714
1978	7-1	.875	4-4	.500	11-5	.688
1979	6-2	.750	4-4	.500	10-6	.625
1980	5-3	.625	3-5	.375	8-8	.500
1981	6-1-1	.813	5-3	.625	11-4-1	.719
1982	4-0	1.000	3-2	.600	7-2	.778
1983	7-1	.875	5-3	.625	12-4	.750
1984	7-1	.875	7-1	.875	14-2	.875
1985	8-0	1.000	4-4	.500	12-4	.750
1986	4-4	.500	4-4	.500	8-8	.500
1987	4-3	.571	4-4	.500	8-7	.533
1988	4-4	.500	2-6	.250	6-10	.375
1989	4-4	.500	4-4	.500	8-8	.500
1990	7-1	.875	5-3	.625	12-4	.750
1991	5-3	.625	3-5	.375	8-8	.500
1992	6-2	.750	5-3	.625	11-5	.688
1993	4-4	.500	5-3	.625	9-7	.563
1994	6-2	.750	4-4	.500	10-6	.625
1995	5-3	.625	4-4	.500	9-7	.563
1996	4-4	.500	4-4	.500	8-8	.500
1997	6-2	.750	3-5	.375	9-7	.563
1998	7-1	.875	3-5	.375	10-6	.625
1999	5-3	.625	4-4	.500	9-7	.563
2000	5-3	.625	6-2	.750	11-5	.688
2001	7-1	.875	4-4	.500	11-5	.688
2002	7-1	.875	2-6	.250	9-7	.563
2003	4-4	.500	6-2	.750	10-6	.625
2004	3-5	.375	1-7	.125	4-12	.250
2005	5-3	.625	4-4	.500	9-7	.563
2006	4-4	.500	2-6	.250	6-10	.375
2007	1-7#	.125	0-8	.000	1-15	.063
2008	5-3	.625	6-2	.750	11-5	.688
2009	4-4	.500	3-5	.375	7-9	.438
2010	1-7	.125	6-2	.750	7-9	.438
2011	4-4	.500	2-6	.250	6-10	.375
2012	5-3	.625	2-6	.250	7-9	.438
2013	4-4	.500	4-4	.500	8-8	.500
2014	4-4	.500	4-4@	.500	8-8	.500
2015	3-5^	.375	3-5	.375	6-10	.375
2016	6-2	.750	4-4	.500	10-6	.625
2017	4-4&	.500	2-6	.250	6-10	.375
2018	6-2	.750	1-7	.125	7-9	.438
2019	3-5	.375	2-6	.250	5-11	.313
2020	5-3	.625	5-3	.625	10-6	.625
TOTALS	267-153-3	.635	200-224-1	.472	467-377-4	.553

* Includes 38-23 loss to Boston at Tampa. # Includes 13-10 loss to N.Y. Giants at London, England. @ Includes 38-14 win over Oakland at London, England. ^ Includes 27-14 loss to N.Y. Jets at London, England. & Includes 20-0 loss to New Orleans at London, England.

DOLPHINS MONTH BY MONTH

(Regular Season)

YEAR	SEPTEMBER	OCTOBER	NOVEMBER	DECEMBER	JANUARY	RECORD
1966	0-3	2-2	0-4	1-2	0-0	3-11
1967	1-1	0-4	1-3	2-2	0-0	4-10
1968	0-3	2-1-1	2-2	1-2	0-0	5-8-1
1969	0-3	1-2-1	1-4	1-1	0-0	3-10-1
1970	1-1	3-1	3-2	3-0	0-0	10-4
1971	1-0-1	4-1	4-0	1-2	0-0	10-3-1
1972	2-0	5-0	4-0	3-0	0-0	14-0
1973	2-1	4-0	4-0	2-1	0-0	12-2
1974	2-1	3-1	3-1	3-0	0-0	11-3
1975	1-1	4-0	2-2	3-1	0-0	10-4
1976	2-1	2-3	1-3	1-1	0-0	6-8
1977	2-0	3-2	3-1	2-1	0-0	10-4
1978	2-2	4-1	2-2	3-0	0-0	11-5
1979	4-1	2-2	3-2	1-1	0-0	10-6
1980	3-1	1-3	2-3	2-1	0-0	8-8
1981	4-0	1-2-1	3-2	3-0	0-0	11-4-1
1982	2-0	0-0	1-1	3-1	1-0	7-2
1983	3-1	3-2	3-1	3-0	0-0	12-4
1984	5-0	4-0	3-1	2-1	0-0	14-2
1985	3-1	2-2	3-1	4-0	0-0	12-4
1986	1-3	2-2	3-2	2-1	0-0	8-8
1987	1-1	1-3	3-2	3-1	0-0	8-7
1988	1-3	4-1	0-4	1-2	0-0	6-10
1989	1-2	3-2	3-1	1-3	0-0	8-8
1990	3-1	3-0	3-1	3-2	0-0	12-4
1991	2-3	1-2	3-1	2-2	0-0	8-8
1992	3-0	3-1	2-3	3-1	0-0	11-5
1993	2-1	4-0	3-1	0-4	0-1	9-7
1994	3-1	3-1	2-2	2-2	0-0	10-6
1995	3-0	2-3	1-3	3-1	0-0	9-7
1996	3-1	1-3	2-2	2-2	0-0	8-8
1997	2-2*	3-1	3-2	1-2	0-0	9-7
1998	3-0	2-2	3-2	2-2	0-0	10-6
1999	2-0	4-1	2-2	1-3	0-1	9-7
2000	3-1	3-1	3-1	2-2	0-0	11-5
2001	2-1	2-1	3-1	3-2	1-0	11-5
2002	3-1	2-1	2-2	2-3	0-0	9-7
2003	2-1	3-1	3-2	2-2	0-0	10-6
2004	0-3	1-3	1-3	2-2	0-1	4-12
2005	2-1	1-3	1-3	4-0	1-0	9-7
2006	1-2	0-4	4-0	1-4	0-0	6-10
2007	0-4	0-4	0-3	1-4	0-0	1-15
2008	1-2	2-2	4-1	4-0	0-0	11-5
2009	0-3	2-1	3-2	2-2	0-1	7-9
2010	2-1	2-2	2-2	1-3	0-1	7-9
2011	0-3	0-4	3-1	2-2	1-0	6-10
2012	1-3	3-0	1-3	2-3	0-0	7-9
2013	3-1	1-3	1-2	3-2	0-0	8-8
2014	2-2	2-1	2-2	2-3	0-0	8-8
2015	1-2	2-2	1-3	1-3	1-0	6-10
2016	1-3	2-1	4-0	3-1	0-1	10-6
2017	1-1	3-2	0-4	2-3	0-0	6-10
2018	3-1	1-3	1-2	2-3	0-0	7-9
2019	0-4	0-3	2-2	3-2	0-0	5-11
2020	1-2	2-1	4-1	3-1	0-1	10-6
TOTALS	99-81-1	120-94-3	126-103	117-92	5-7	467-377-4

* includes August 31, 1997, 16-10 win over Indianapolis

PRIME TIME DOLPHINS

YEAR	DATE	OPPONENT	SCORE	W/L	NETWORK	ATTENDANCE
1970	Mon., Nov. 30	at Atlanta	20-7	W	ABC	53,303
1971	Mon., Nov. 29	CHICAGO	34-3	W	ABC	73,071
1972	Mon., Nov. 27	ST. LOUIS	31-10	W	ABC	78,190
1973	Mon., Oct. 15	at Cleveland	17-9	W	ABC	72,070
1973	Mon., Dec. 3	PITTSBURGH	30-26	W	ABC	68,901
1974	Mon., Oct. 7	N.Y. JETS	21-17	W	ABC	61,527
1974	Mon., Dec. 2	CINCINNATI	24-3	W	ABC	71,962
1975	Mon., Sept. 22	OAKLAND	21-31	L	ABC	78,744
1975	Mon., Dec. 1	NEW ENGLAND	20-7	W	ABC	61,963
1976	Mon., Sept. 13	at Buffalo	30-21	W	ABC	77,683
1976	Mon., Nov. 22	BALTIMORE	16-17	L	ABC	62,104
1977	Mon., Dec. 5	BALTIMORE	17-6	W	ABC	68,977
1978	Mon., Oct. 9	CINCINNATI	21-0	W	ABC	54,729
1978	Mon., Nov. 20	at Houston	30-35	L	ABC	50,290
1978	Mon., Dec. 18	NEW ENGLAND	23-3	W	ABC	72,071
1979	Mon., Oct. 8	at Oakland	3-13	L	ABC	52,419
1979	Mon., Nov. 5	HOUSTON	6-9	L	ABC	70,273
1979	Thur., Nov. 29	NEW ENGLAND	39-24	W	ABC	69,174
1980	Mon., Oct. 27	at N.Y. Jets	14-17	L	ABC	53,046
1980	Thur., Nov. 20	SAN DIEGO	24-27	L (OT)	ABC	63,013
1980	Mon., Dec. 8	NEW ENGLAND	16-13	W (OT)	ABC	63,292
1981	Thur., Sept. 10	PITTSBURGH	30-10	W	ABC	74,190
1981	Mon., Oct. 12	at Buffalo	21-31	L	ABC	78,576
1981	Mon., Nov. 30	PHILADELPHIA	13-10	W	ABC	67,797
1982	Mon., Nov. 29	at Tampa Bay	17-23	L	ABC	54,854
1982	Mon., Dec. 27	BUFFALO	27-10	W	ABC	73,924
1983	Mon., Sept. 19	at L.A. Raiders	14-27	L	ABC	57,796
1983	Mon., Nov. 28	CINCINNATI	38-14	W	ABC	74,506
1983	Fri., Dec. 16	N.Y. JETS	34-14	W	ABC	59,975
1984	Mon., Sept. 17	at Buffalo	21-17	W	ABC	65,455
1984	Mon., Nov. 26	N.Y. JETS	28-17	W	ABC	74,884
1984	Mon., Dec. 17	DALLAS	28-21	W	ABC	74,139
1985	Mon., Oct. 14	at N.Y. Jets	7-23	L	ABC	73,807
1985	Mon., Dec. 2	CHICAGO	38-24	W	ABC	75,594
1985	Mon., Dec. 16	NEW ENGLAND	30-27	W	ABC	69,489
1986	Mon., Nov. 10	at Cleveland	16-26	L	ABC	77,949
1986	Mon., Nov. 24	N.Y. JETS	45-3	W	ABC	70,206
1986	Mon., Dec. 22	NEW ENGLAND	27-34	L	ABC	74,516
1987	Sun., Nov. 22	at Dallas	20-14	W	ESPN	56,519
1987	Mon., Dec. 7	N.Y. JETS	37-28	W	ABC	62,592
1987	Sun., Dec. 20	WASHINGTON	23-21	W	ESPN	65,715
1987	Mon., Dec. 28	NEW ENGLAND	10-24	L	ABC	61,192
1988	Mon., Nov. 14	BUFFALO	6-31	L	ABC	67,091
1988	Sun., Nov. 20	NEW ENGLAND	3-6	L	ESPN	53,526
1988	Mon., Dec. 12	CLEVELAND	38-31	W	ABC	61,884
1989	Sun., Dec. 10	NEW ENGLAND	31-10	W	ESPN	55,918
1990	Thur., Oct. 18	NEW ENGLAND	17-10	W	TNT	62,630
1990	Mon., Nov. 19	L.A. RAIDERS	10-13	L	ABC	70,553
1990	Sun., Dec. 9	PHILADELPHIA	23-20	W (OT)	ESPN	67,034
1991	Sun., Nov. 10	NEW ENGLAND	30-20	W	ESPN	56,065
1991	Mon., Nov. 18	BUFFALO	27-41	L	ABC	71,062
1991	Mon., Dec. 9	CINCINNATI	37-13	W	ABC	60,616
1992	Mon., Sept 14	at Cleveland	27-23	W	ABC	74,765
1992	Mon., Nov. 16	BUFFALO	20-26	L	ABC	70,629
1992	Mon., Dec. 14	L.A. RAIDERS	20-7	W	ABC	67,098
1992	Sun., Dec. 20	N.Y. JETS	19-17	W	ESPN	68,275
1993	Mon., Oct. 4	WASHINGTON	17-10	W	ABC	68,568
1993	Sun., Oct. 24	INDIANAPOLIS	41-27	W	TNT	57,301
1993	Mon., Dec 13	PITTSBURGH	20-21	L	ABC	70,232
1993	Mon., Dec. 27	at San Diego	20-45	L	ABC	60,311
1994	Sun., Oct. 2	at Cincinnati	23-7	W	TNT	55,056
1994	Sun., Dec. 4	BUFFALO	31-42	L	ESPN	69,358
1994	Mon., Dec. 12	KANSAS CITY	45-28	W	ABC	71,578
1994	Sun., Dec. 25	DETROIT	27-20	W	ESPN	70,980
1995	Mon., Sept. 18	PITTSBURGH	23-10	W	ABC	72,874
1995	Sun., Nov. 5	at San Diego	24-14	W	ESPN	61,996
1995	Mon., Nov. 20	SAN FRANCISCO	20-44	L	ABC	73,080
1995	Mon., Dec. 11	KANSAS CITY	13-6	W	ABC	70,321

YEAR	DATE	OPPONENT	SCORE	W/L	NETWORK	ATTENDANCE
1996	Sun., Sept. 8	at Arizona	38-10	W	TNT	55,444
1996	Mon., Sept. 23	at Indianapolis	6-10	L	ABC	60,891
1996	Mon., Nov. 25	PITTSBURGH	17-24	L	ABC	73,489
1996	Mon., Dec. 16	BUFFALO	16-14	W	ABC	67,016
1997	Sun., Sept. 21	at Tampa Bay	21-31	L	TNT	73,314
1997	Mon., Oct. 27	CHICAGO*	33-36	L (OT)	ABC	73,156
1997	Mon., Nov. 17	BUFFALO	30-13	W	ABC	74,155
1997	Sun., Dec. 7	DETROIT	33-30	W	ESPN	72,266
1997	Mon., Dec. 22	NEW ENGLAND	12-14	L	ABC	74,379
1998	Mon., Oct. 12	at Jacksonville	21-28	L	ABC	74,051
1998	Mon., Nov. 23	at New England	23-26	L	ABC	58,729
1998	Sun., Dec. 13	N.Y. JETS	16-21	L	ESPN	74,369
1998	Mon., Dec. 21	DENVER	31-21	W	ABC	74,363
1999	Mon., Sept. 13	at Denver	38-21	W	ABC	75,623
1999	Mon., Oct. 4	BUFFALO	18-23	L	ABC	74,073
1999	Sun., Nov. 7	TENNESSEE	17-0	W	ESPN	74,109
1999	Mon., Dec. 27	N.Y. JETS	31-38	L	ABC	74,230
2000	Sun., Sept. 17	BALTIMORE	19-6	W	ESPN	73,464
2000	Mon., Oct. 23	at N.Y. Jets	37-40	L (OT)	ABC	78,389
2001	Sun., Sept. 9	at Tennessee	31-23	W	ESPN	68,798
2001	Mon., Dec. 10	INDIANAPOLIS	41-6	W	ABC	73,858
2002	Sun., Oct. 13	at Denver	24-22	W	ESPN	75,941
2002	Mon., Nov. 4	at Green Bay	10-24	L	ABC	63,284
2002	Sun., Nov. 10	at N.Y. Jets	10-13	L	ESPN	78,920
2002	Mon., Dec. 9	CHICAGO	27-9	W	ABC	73,609
2003	Sun., Sept. 21	BUFFALO	17-7	W	ESPN	73,458
2003	Mon., Oct. 27	at San Diego#	26-10	W	ABC	73,014
2003	Sun., Nov. 23	WASHINGTON	24-23	W	ESPN	73,578
2003	Mon., Dec. 15	PHILADELPHIA	27-34	L	ABC	73,780
2004	Sun., Sept. 19	at Cincinnati	13-16	L	ESPN	65,705
2004	Sun., Sept. 26	PITTSBURGH@	3-13	L	CBS	72,225
2004	Mon., Nov. 1	at N.Y. Jets	14-41	L	ABC	78,216
2004	Mon., Dec. 20	NEW ENGLAND	29-28	W	ABC	73,629
2004	Sun., Dec. 26	CLEVELAND	10-7	W	ESPN	73,169
2005	Fri., Oct. 21	KANSAS CITY%	20-30	L	CBS	68,350
2006	Thur., Sept. 7	at Pittsburgh	17-28	L	NBC	64,927
2006	Mon., Dec. 25	N.Y. JETS	10-13	L	ESPN	73,500
2007	Mon., Nov. 26	at Pittsburgh	0-3	L	ESPN	57,704
2009	Mon., Sept. 21	INDIANAPOLIS	23-27	L	ESPN	66,227
2009	Mon., Oct. 12	N.Y. JETS	31-27	W	ESPN	69,767
2009	Thur., Nov. 19	at Carolina	24-17	W	NFLN	73,475
2010	Sun., Sept. 26	N.Y. JETS	23-31	L	NBC	70,481
2010	Mon., Oct. 4	NEW ENGLAND	14-41	L	ESPN	69,090
2010	Thur., Nov. 18	CHICAGO	0-16	L	NFLN	68,752
2011	Mon., Sept. 12	NEW ENGLAND	24-38	L	ESPN	66,860
2011	Mon., Oct. 17	at N.Y. Jets	6-24	L	ESPN	78,912
2012	Thurs., Nov. 11	at Buffalo	14-19	L	NFLN	69,118
2013	Mon., Sept. 30	at New Orleans	17-38	L	ESPN	73,118
2013	Thur., Oct. 31	Cincinnati	22-20	W (OT)	NFLN	52,388
2013	Mon. Nov. 11	at Tampa Bay	19-22	L	ESPN	64,448
2014	Thurs., Nov. 13	BUFFALO	22-9	W	NFLN	71,573
2014	Mon., Dec. 1	at N.Y. Jets	16-13	W	ESPN	78,160
2015	Thur., Oct. 29	at New England	7-36	L	NFLN	66,829
2015	Mon., Dec. 14	N.Y. Giants	24-31	L	ESPN	65,408
2016	Thur., Sept. 29	at Cincinnati	7-22	L	NFLN	60,834
2016	Sat., Dec. 17	at N.Y. Jets	34-13	W	NFLN	78,160
2017	Thur., Oct. 26	at Baltimore	0-40	L	CBS/NFLN/ Amazon	70,408
2017	Sun., Nov. 5	OAKLAND	24-27	L	NBC	65,139
2017	Mon., Nov. 13	at Carolina	21-45	L	ESPN	72,790
2017	Mon., Dec. 11	NEW ENGLAND	27-20	W	ESPN	65,548
2018	Thur., Oct. 25	at Houston	23-42	L	FOX/NFLN/ Amazon	71,726
2019	Mon., Oct. 28	at Pittsburgh	14-27	L	ESPN	59,244
2020	Thur., Sept. 24	at Jacksonville	31-13	W	NFLN	16,563
2020	Sat., Dec. 26	at Las Vegas	26-25	W	NFLN	0

TOTALS: 42-43 Monday Night (34-22 home, 8-21 road); 29-18 Other (19-9 home, 10-9 road)

* Game originally scheduled for Sun., Oct. 26 postponed to Mon., Oct. 27 due to Game 7 of World Series.

Game played at Sun Devil Stadium in Tempe, Ariz. due to California wildfires.

@ Game originally scheduled to start at 1:00 p.m. but moved back to 8:30 p.m. because of Hurricane Jeanne.

% Game originally scheduled for Sunday, October 23 at 1:00 p.m. but moved up to Friday, October 21 at 7:00 p.m. because of the impending arrival of Hurricane Wilma.

DOLPHINS' 10 LARGEST CROWDS

(Regular Season and Postseason games only)

1966-96 = actual attendance

1997-2020 = paid attendance

HOME (Modernized Hard Rock Stadium, 2015-20)@

	ATTENDANCE	DATE	OPPONENT	RESULT	W/L
1.	66,163	1/1/17	New England	14-35	L
2.	66,087	12/9/18	New England	34-33	W
3.	65,856	11/27/16	San Francisco	31-24	W
4.	65,798	12/23/18	Jacksonville	7-17	L
5.	65,791	10/14/18	Chicago	31-28 (OT)	W
6.	65,750	12/11/16	Arizona	26-23	W
7.	65,722	11/6/16	N.Y. Jets	27-23	W
8.	65,667	9/23/18	Oakland	28-20	W
9.	65,658	10/23/16	Buffalo	28-25	W
10.	65,571	12/31/17	Buffalo	16-22	L

HOME (Hard Rock Stadium, 1987-14)@

	ATTENDANCE	DATE	OPPONENT	RESULT	W/L
1.	75,283	10/27/96	Dallas	10-29	L
2.	74,379	12/22/97	New England	12-14	L
3.	74,369	12/13/98	N.Y. Jets	16-21	L
4.	74,363	12/21/98	Denver	31-21	W
5.	74,320	11/19/00	N.Y. Jets	3-20	L
6.	74,307	12/10/00	Tampa Bay	13-16	L
7.	74,295	11/21/99	New England	27-17	W
8.	74,259	11/18/01	N.Y. Jets	0-24	L
9.	74,240	1/4/09	*Baltimore	9-27	L
10.	74,230	12/27/99	N.Y. Jets	31-38	L

HOME (Orange Bowl, 1966-86)

	ATTENDANCE	DATE	OPPONENT	RESULT	W/L
1.	78,939	1/2/72	*Baltimore	21-0	W
2.	78,914	11/19/72	N.Y. Jets	28-24	W
3.	78,744	9/22/75	Oakland	21-31	L
4.	78,196	12/24/72	*Cleveland	20-14	W
5.	77,596	10/15/72	San Diego	24-10	W
6.	76,801	11/27/72	St. Louis	31-10	W
7.	76,696	12/16/72	Baltimore	16-0	W
8.	76,029	1/6/85	*Pittsburgh	45-28	W
9.	75,770	12/23/73	*Cincinnati	34-16	W
10.	75,594	12/2/85	Chicago	38-24	W

ROAD

	ATTENDANCE	DATE	OPPONENT	RESULT	W/L
1.	103,667	1/30/83	**Washington (at Pasadena)	17-27	L
2.	90,163	9/9/07	Washington	13-16 (OT)	L
3.	90,127	9/22/19	Dallas	6-31	L
4.	87,418	11/24/11	Dallas	19-20	L
5.	85,462	1/14/73	**Washington (at L.A.)	14-7	W
6.	84,059	1/20/85	**San Francisco (at Stanford)	16-38	L
7.	83,483	11/20/16	Los Angeles	14-10	W
8.	83,436	9/28/14	Oakland (at London, Eng.)	38-14	W
9.	80,591	1/16/72	**Dallas (at New Orleans)	3-24	L
10.	80,374	11/18/79	Cleveland	24-30	L

*Playoff Game *Super Bowl

@ 81,176 saw the Dolphins and Giants play on October 28, 2007 at London's Wembley Stadium, which was designated as a Dolphins home game. 83,986 saw the Dolphins and Jets play on October 4, 2015 at London's Wembley Stadium, which was designated as a Dolphins home game. 84,423 saw the Dolphins and Saints play on October 1, 2017 at London's Wembley Stadium, which was designated as a Dolphins home game.

NOTE: The largest attendance for a Dolphins game was 104,629 for a preseason game against Denver in Mexico City on Aug. 4, 1997.

ATTENDANCE

7 home, 7 away from 1966-1977; 8 home, 8 away from 1979-1981, 1983-86, 1988-2020; 4 home, 5 away in 1982; 7 home, 8 away in 1987

TICKETS DISTRIBUTED, REGULAR SEASON

YEAR	HOME TOTAL	HOME AVERAGE	ROAD TOTAL	ROAD AVERAGE	TICKETS DIST.
1966	183,934	26,276	243,276	34,754	427,210
1967	202,874	28,982	256,029	36,576	458,903
1968	216,734	30,962	252,271	36,039	469,005
1969	242,815	34,687	280,957	40,137	523,772
1970	440,141	62,877	348,918	49,845	789,059
1971	482,879	68,982	413,194	59,028	896,073
1972	557,881	79,697	421,503	60,215	979,384
1973	551,270	78,753	474,477	67,782	1,025,747
1974	537,418	76,774	409,643	58,520	947,061
1975	487,758	69,680	424,325	60,618	912,083
1976	400,109	57,158	431,595	61,656	831,704
1977	370,282	52,898	405,979	57,997	776,261
1978	488,068	61,009	434,188	54,274	922,256
1979	498,080	62,260	498,262	62,283	996,342
1980	423,500	52,938	463,890	57,986	887,390
1981	515,103	64,388	468,204	58,526	983,307
1982	247,173	61,975	235,044	47,008	482,217
1983	527,358	65,920	490,497	61,312	1,017,855
1984	542,722	67,840	488,166	61,021	1,030,888
1985	560,447	70,055	514,831	64,354	1,075,278
1986	538,683	67,335	556,232	69,529	1,094,915
1987	476,610	68,087	451,943	56,493	928,553
1988	535,851	66,981	533,744	66,178	1,069,595
1989	492,455	61,557	504,448	63,056	996,903
1990	532,931	66,616	528,665	66,083	1,057,287
1991	507,935	63,492	527,132	65,892	1,035,067
1992	543,995	67,999	539,319	67,415	1,083,314
1993	570,676	71,335	540,515	67,564	1,111,191
1994	593,480	74,185	517,482	64,685	1,110,962
1995	601,954	75,244	528,517	65,940	1,130,471
1996	600,849	75,106	514,408	64,301	1,115,257

ACTUAL, REGULAR SEASON

YEAR	HOME TOTAL	HOME AVERAGE	ROAD TOTAL	ROAD AVERAGE	TICKETS DIST.
1966	177,349	25,336	237,423	33,918	414,772
1967	189,815	27,116	238,289	34,041	428,104
1968	208,987	29,856	237,849	33,978	446,836
1969	226,348	32,335	264,191	37,742	490,539
1970	413,422	59,060	334,422	47,774	747,844
1971	464,658	66,380	403,174	57,596	867,832
1972	544,162	77,737	414,056	59,151	958,058
1973	442,482	63,212	437,554	62,508	880,036
1974	457,768	65,395	397,324	56,761	855,092
1975	453,353	64,765	401,731	57,390	855,084
1976	358,817	51,260	418,727	59,818	777,544
1977	339,698	48,528	383,253	54,750	722,951
1978	465,251	58,156	421,856	52,732	887,107
1979	455,137	56,892	475,116	59,390	930,253
1980	384,829	48,104	439,024	54,878	823,853
1981	489,292	61,161	459,962	57,495	949,254
1982	239,346	59,837	205,948	43,390	445,294
1983	487,939	60,992	451,995	56,499	939,934
1984	524,874	65,609	471,050	58,883	995,924
1985	542,228	67,812	491,990	61,499	1,034,218
1986	467,288	58,411	529,603	66,200	996,891
1987	394,672	56,382	392,118	49,015	786,790
1988	469,276	58,660	470,243	58,780	939,519
1989	447,663	55,958	481,003	60,125	928,666
1990	510,359	63,794	508,113	63,514	1,018,472
1991	476,858	59,607	496,006	62,001	972,864
1992	512,576	64,072	505,503	63,188	1,018,079
1993	537,920	67,240	519,542	64,943	1,057,462
1994	558,057	69,757	506,381	63,298	1,064,438
1995	560,917	70,115	501,583	62,698	1,062,500
1996	545,918	68,240	476,379	59,547	1,022,297

PAID, REGULAR SEASON

YEAR	HOME TOTAL	HOME AVERAGE	ROAD TOTAL	ROAD AVERAGE	TICKETS DIST.
1997	574,811	71,851	522,208	65,276	1,097,019
1998	581,784	72,723	546,530	68,316	1,128,314
1999	592,161	74,020	547,485	68,436	1,139,646
2000	589,909	73,738	528,974	66,121	1,118,883
2001	588,127	73,515	531,480	66,435	1,119,607
2002	585,523	73,190	558,981	69,872	1,144,504
2003	587,787	73,473	570,449	71,306	1,158,236
2004	580,808	72,601	563,061	70,382	1,143,869
2005	575,256	71,907	532,541	66,567	1,107,797
2006	585,973	73,246	533,282	66,660	1,119,255
2007	577,835*	72,229	577,126	72,140	1,154,961
2008	523,919	65,489	544,046	68,005	1,067,965
2009	540,342	67,543	554,353	69,294	1,094,695
2010	541,959	67,745	534,090	66,761	1,076,049
2011	487,089	60,886	577,292	72,162	1,064,381
2012	459,033	57,375	546,084	68,261	1,005,117
2013	514,553	64,319	526,992	65,874	1,041,545
2014	560,280	70,035	568,518**	71,065	1,128,748
2015	537,548***	67,194	555,772	69,472	1,093,320
2016	524,101	65,513	549,031	68,629	1,073,132
2017	540,932****	67,617	510,139	63,767	1,051,071
2018	524,480	65,560	537,700	67,213	1,062,180
2019	504,540	63,068	562,947	70,368	1,067,487
2020	98,352	12,294	26,114	3,264	124,466

* Includes figure of 81,176 for game on October 28, 2007 against N.Y. Giants at London's Wembley Stadium that was designated as a home game.

** Includes figure of 83,436 for game on September 28, 2014 against Oakland at London's Wembley Stadium that was designated as a road game.

*** Includes figure of 83,986 for game on October 4, 2015 against N.Y. Jets at London's Wembley Stadium that was designated as a home game.

**** Includes figure of 84,423 for game on October 1, 2017 against New Orleans at London's Wembley Stadium that was designated as a home game.

PRESEASON

YEAR	PRESEASON HOME	PRESEASON ROAD	PRESEASON TOTAL
1966	1-36,366	3-55,154	4-91,520
1967	2-86,693	3-39,414	5-126,107
1968	3-145,257	2-27,003	5-172,260
1969	3-140,514	3-67,759	6-208,273
1970	4-246,176	2-46,008	6-292,184
1971	4-237,753	2-92,344	6-330,097
1972	3-222,821	3-161,100	6-383,921
1973	4-313,411	2-104,550	6-417,961
1974	3-193,442	3-157,681	6-351,123
1975	4-213,186	2-107,190	6-320,376
1976	2-102,338	4-227,598	6-329,936
1977	2-81,517	4-218,777	6-300,294
1978	2-97,461	*3-142,278	5-239,739
1979	2-94,095	2-118,327	4-212,422
1980	2-83,331	2-115,230	4-198,561
1981	2-82,792	2-102,272	4-185,064
1982	2-91,938	2-115,581	4-207,519
1983	1-38,735	3-160,308	4-199,043
1984	1-46,705	3-147,125	4-193,830
1985	2-78,686	2-78,501	4-157,187
1986	2-96,581	2-104,500	4-201,081
1987	2-129,687	2-113,016	4-242,703
1988	2-101,065	+3-152,384	5-253,449
1989	2-92,833	2-108,150	4-200,983
1990	2-89,586	2-108,853	4-198,439
1991	2-94,038	#3-175,064	5-269,102
1992	2-92,939	‡3-183,934	5-276,873
1993	2-93,129	2-111,181	4-204,310
1994	2-98,466	3-161,412	5-259,878
1995	2-100,301	2-101,174	4-201,475
1996	2-106,739	2- 90,898	4-197,637
1997	2-115,182	@3-198,742	5-313,924
1998	2-121,099	2-117,457	4-238,556
1999	2-121,038	2-124,347	4-245,385
2000	2-118,990	2- 92,826	4-211,816
2001	2-118,990	\$3-147,591	5-266,581
2002	2-114,043	2-134,440	4-248,483
2003	2-121,354	2-118,228	4-239,582
2004	2-140,090	2-129,892	4-269,982

PRESEASON

YEAR	PRESEASON HOME	PRESEASON ROAD	PRESEASON TOTAL
2005	2-139,508	%3-141,400	5-280,908
2006	2-139,982	2-136,617	4-276,599
2007	2-137,059	2-139,143	4-276,202
2008	2-124,276	2-133,935	4-258,211
2009	2-117,275	2-132,067	4-294,342
2010	2-118,252	2-133,129	4-251,381
2011	2-94,884	2-111,770	4-206,654
2012	2-87,880	2-142,076	4-229-956
2013	2-95,808	+3-152,900	5-248,708
2014	2-98,963	2-119,045	4-218,058
2015	2-110,336	2-131,125	4-241,461
2016	**2-94,166	2-156,437	4-250,603
2017	2-128,735	2-136,005	4-264,740
2018	2-111,113	2-143,392	4-254,505
2019	2-101,515	2-113,098	4-214,613
2020		No preseason due to COVID-19	

* Includes 18,355 in Hall of Fame game at Canton, Ohio; = Includes 70,535 in American Bowl game in London, England; # Includes 51,122 in American Bowl game in Tokyo, Japan; † Includes 60,813 in American Bowl game in Berlin, Germany; @ Includes 104,629 in American Bowl game in Mexico City, Mexico; \$ Includes 22,736 in Hall of Fame Game at Canton, Ohio; % Includes 22,792 in Hall of Fame Game at Canton, Ohio; + Includes 22,364 in Hall of Fame Game at Canton, Ohio; ** includes 45,974 in home game played at Orlando, Fla.

HISTORICAL HIGHLIGHTS

1965

- March 3 Minneapolis lawyer Joseph Robbie meets AFL Commissioner Joe Foss in Washington, and Foss advises Robbie to apply for an expansion franchise in Miami.
- May 6 Joseph Robbie meets Miami Mayor Robert King High to ascertain the availability of the Orange Bowl stadium, and the mayor agrees to invite the AFL to Miami.
- June 7 AFL Executive Committee votes to expand in 1966 at a meeting in Monmouth Park, N.J.
- Aug. 16 AFL awards its first expansion franchise to Joseph Robbie and television star Danny Thomas for \$7.5 million.
- Nov. 27 Miami picks Kentucky QB Rick Norton and Illinois RB Jim Grabowski in first round of AFL's college draft.
- Dec. 16 Miami Dolphins, Ltd. organizes as a Florida limited partnership. Joseph Robbie becomes managing general partner and Danny Thomas Sports, Inc., becomes the other general partner.

1966

- Jan. 15 Miami picks 31 players from eight teams in AFL expansion draft. One of the draftees, T Norm Evans of Houston, would play 10 seasons at right tackle.
- Jan. 29 George Wilson becomes first head coach after eight years coaching the Detroit Lions (57-46-6 and NFL champions in 1957) and one year as a Washington assistant.
- June 8 AFL merges into NFL with Pete Rozelle as commissioner. An AFL-NFL championship game is scheduled for the next January followed by a common draft.
- July 5 Dolphins open first training camp at St. Petersburg Beach as 83 players report.
- Aug. 7 Training camp moves to St. Andrews School in Boca Raton, Fla.
- Sept. 2 Joe Auer returns opening kickoff 95 yards for Dolphin TD in first regular-season game, but Oakland wins, 23-14, at Orange Bowl before 26,776 spectators.
- Oct. 16 Dolphins end string of nine losses (four in preseason) by defeating Denver, 24-7, for first win in franchise history.
- Oct. 23 Miami earns club's first road win with a 20-13 decision over Houston at Rice Stadium.

1967

- June 1 Joseph Robbie and W. H. Keland purchase the interest of Danny Thomas and agree to equalize present holdings in Miami Dolphins, Ltd., whenever either acquires outside holdings.
- Aug. 19 Record crowd of 50,822 sees first interleague game, which Atlanta wins, 27-17.
- Sept. 17 QB John Stofa breaks his right ankle shortly after scoring a TD, and rookie Bob Griese directs 35-21 victory over Denver at Orange Bowl. RB Abner Haynes gains 151 yards in season opener. Griese throws 68-yard TD pass to Joe Auer.
- Nov. 26 Dolphins end eight-game losing streak by defeating Buffalo, 17-14, on a fourth-down, 31-yard TD pass from Bob Griese to Howard Twilley with 1:01 remaining.

1968

- Aug. 17 Dolphins gain first interleague victory, 23-7 over Philadelphia at Orange Bowl.
- Aug. 31 AFL-record crowd of 68,125 at Orange Bowl sees Coach Don Shula's Baltimore Colts win interleague game, 22-13.

1969

- May 10 Pro football realignment for 1970 places Dolphins in AFC East with Boston, Buffalo, New York Jets and NFL's Baltimore.
- May 16 Joseph Robbie becomes majority partner of the Dolphins when he is joined by five Miami businessmen in purchasing the interest of W. H. Keland.

1970

- Feb. 18 Don Shula, 40, becomes head coach and vice president after seven years coaching the Baltimore Colts (71-23-4).
- April 13 NFL Commissioner Pete Rozelle gives the Dolphins' 1971 first-round draft pick to Baltimore as compensation for loss of Don Shula.
- April 20 Don Shula completes coaching staff with Mike Scarry (defensive line), Monte Clark (offensive line), Bill Arnsparger (defensive coordinator), Howard Schnellenberger (offensive coordinator), Carl Taseff (offensive backs) and holdover Tom Keane (defensive backs).
- April 25 Don Shula meets 47 players for indoctrination camp at University of Miami.
- July 12 Rookies report to new training headquarters at Biscayne College in North Miami.
- Aug. 29 Record crowd of 76,712 sees fourth consecutive preseason victory, 20-13 over Baltimore.
- Dec. 20 Dolphins extend winning streak to six games and clinch franchise's first playoff berth with 45-7 victory over Buffalo at Orange Bowl.
- Dec. 27 Dolphins drop a 21-14 decision to the Oakland Raiders at the Oakland-Alameda County Coliseum in club's first-ever playoff game.

1971

- Oct. 17 QB Bob Griese sets NFL record with three consecutive passes for TDs in first quarter of 41-3 victory over New England at Orange Bowl.
- Nov. 7 Dolphins post first-ever shutout, 34-0 over Buffalo at Orange Bowl, although Bills gained 364 yards.
- Dec. 19 Record regular-season crowd of 74,215 paid sees Dolphins win first AFC East title by defeating Green Bay, 27-6. FB Larry Csonka becomes club's first 1,000-yard rusher with 1,051 yards, and K Garo Yepremian leads NFL with 117 points.
- Dec. 25 Dolphins win longest game (82 minutes, 40 seconds) in pro football history, 27-24 at Kansas City, as Garo Yepremian kicks 37-yard field goal in second overtime of AFC semifinal playoff. The victory marked the first postseason win in franchise history.

1972

- Jan. 2 Dolphins stymie Baltimore, 21-0, for first AFC Championship before 78,629 spectators at Orange Bowl. Colts are scoreless for first time in 97 games and S Dick Anderson returns interception 62 yards for TD.
- Jan. 16 Dallas rushes for 252 yards in defeating Dolphins, 24-3, in Super Bowl VI before 81,035 spectators at Tulane Stadium in New Orleans.
- April 25 Dolphins claim 16-year pro QB Earl Morrall, age 38, on waivers from Baltimore.
- Oct. 1 Dolphins end season ticket sale at record 69,303.
- Oct. 15 QB Earl Morrall replaces injured Bob Griese (broken right leg, dislocated ankle) at Orange Bowl and finishes 24-10 victory over San Diego for 5-0 record.
- Nov 12 Don Shula becomes first NFL coach to win 100 regular-season games in 10 seasons as Dolphins smother New England, 52-0, with 501 total yards at Orange Bowl.
- Dec. 16 Dolphins achieve NFL's first 14-0 regular-season record and break NFL rushing record with 2,960 yards by defeating Baltimore 16-0 at Orange Bowl.
- Dec. 31 QB Bob Griese comes off bench in 7-7 battle in third quarter after 10-game absence and rallies Dolphins to 21-17 victory at Pittsburgh to repeat as AFC Champions.

1973

- Jan. 14 Dolphins cap a perfect season in Super Bowl VII at Los Angeles by defeating Washington, 14-7, for NFL's first and only unbeaten, untied record. A 28-yard TD pass from Bob Griese to Howard Twilley and interceptions by LB Nick Buoniconti and S Jake Scott are key plays. Scott, who recorded two interceptions on the day, is named game's MVP, becoming the first defensive back to earn such recognition.
- April 18 Dolphins surpass NFL record with 74,961 season ticket sales. Kansas City held old record of 72,855 in 1972.
- Sept. 30 RB Mercury Morris sets a Dolphins single-game rushing record of 197 yards on 15 carries with three TDs (24, 70, 35) in 44-23 win over New England at Orange Bowl. It's a regular season record that stands until 2002 when Ricky Williams eclipses the mark.
- Dec. 15 WR Paul Warfield catches four TD passes (21, 7, 16, 4) from Bob Griese in first half of 34-7 victory over Detroit at Orange Bowl. Dolphins compile best two-year record (26-2) in NFL history.
- Dec. 30 Dolphins rush for 266 yards in defeating Oakland 27-10 for unprecedented third straight AFC Championship at Orange Bowl.

1974

- Jan. 13 Dolphins overpower Minnesota, 24-7, in Super Bowl VIII at Rice Stadium in Houston for second consecutive NFL Championship. FB Larry Csonka gains 145 yards on 33 carries as Dolphins outscore three playoff foes, 85-33. Csonka is honored as game's MVP.
- Jan. 20 Garo Yepremian kicks five field goals for AFC, including 42-yarder with 21 seconds remaining, for 15-13 victory in Pro Bowl at Kansas City. Yepremian becomes the first Dolphin to be named MVP of the Pro Bowl.

1974

- March 31 FB Larry Csonka, WR Paul Warfield and RB Jim Kiick sign \$3.3 million package deal in Toronto to play for John Bassett in World Football League.
- July 1 NFL Players Association declares strike, and Dolphin Managing General Partner Joseph Robbie charges NFLPA with search and destroy mission.
- July 10 Chicago Tribune Charities cancels July 26 College All-Star Game with Dolphins due to strike.
- July 17 Seven veterans cross picket line: C Jim Langer, S Jake Scott, TE Jim Mandich, LB Bob Matheson, QB Earl Morrall and RBs Don Nottingham and Mercury Morris.
- Aug. 14 Strike ends after seven weeks.
- Dec. 15 Dolphins rally from 24-point deficit to defeat New England 34-27 for 31st consecutive victory (excluding preseason) at Orange Bowl. QB Earl Morrall passes for 288 yards as Miami closes with 11-3 record.
- Dec. 21 Raiders spoil Dolphins' bid for third consecutive NFL Championship, 28-26, in AFC semifinal at Oakland on 8-yard TD pass from Ken Stabler to Clarence Davis with 26 seconds remaining.

1975

- Sept. 22 Winning streak at Orange Bowl stops at 31 games after 31-21 loss to Oakland.
- Oct. 22 World Football League folds after losing \$30 million, but three ex-Dolphins remain under contract to John Bassett.

1976

- Jan. 22 Prescription Athletic Turf (grass) approved for Orange Bowl stadium at a cost of \$244,500.

1977

- March 14 Dolphins agree to 10-year lease for use of Orange Bowl with three-year cancellation notice. New lease doubles rent to \$45,000 per game, but is less than City of Miami's proposed 10 percent of gross ticket sales.
- Sept. 11 QB Bob Griese, forced to wear eyeglasses because of problems with contact lenses, passes for two TDs in 27-21 preseason victory at New York Giants. Griese becomes the first quarterback to successfully wear eyeglasses in NFL game action. The glasses Griese wore in the 1978 AFC NFL Hall of Fame Game are on display in the Pro Football Hall of Fame.
- Nov. 24 QB Bob Griese becomes first NFL quarterback since 1972 to throw six TD passes in a game, and Dolphins set records of 55 points and 503 yards in 55-14 rout on Thanksgiving Day at St. Louis.
- Dec. 15 Maxwell Club of Philadelphia names QB Bob Griese as its Pro Player of Year.

1978

- Feb. 17 Chuck Connor, 40, becomes director of player personnel after three years of scouting for BLESTO.
- Nov. 12 Delvin Williams becomes NFL's first 1,000-yard rusher of 1978 with 144 yards and two TDs in 25-24 triumph at Buffalo, marking 18th straight win over Bills. Williams sets a then-Dolphin record of 1,258 yards rushing in season.
- Dec. 10 LB Larry Gordon intercepts three passes in 23-6 rout of Oakland Raiders at Orange Bowl to clinch wild-card berth in playoffs.
- Dec. 18 Garo Yepremian ties NFL record with 16th consecutive field goal, capping 23-3 victory over New England and boosting Dolphins to 11-5 record.

1979

- Feb. 22 FB Larry Csonka, 32, re-signs with Dolphins as a free agent after four-year absence in World Football League (1975) and with NFL's New York Giants (1976-78).
- Oct. 14 Tony Nathan escapes on record 86-yard punt return for TD as Dolphins defeat Buffalo, 17-7, for 20th consecutive win in series, the NFL's longest consecutive win streak by one team over another.
- Dec. 9 QB Bob Griese completes 17 of 22 passes for 229 yards in 28-10 win at Detroit which clinches AFC East title.

1980

- Sept. 5 Don Shula signs four-year contract through 1983 season, canceling old pact which had one year remaining.
- Sept. 7 In season opener, RB Joe Cribbs rushes for 60 yards, catches nine passes for 71 yards and scores a TD in Buffalo's 17-7 win at Rich Stadium, ending the Dolphins' 20-game winning streak over the Bills.
- Sept. 21 QB Bob Griese wins his 100th game, coming off bench and passing for two TDs in fourth quarter for 20-17 victory at Atlanta.

1981

- July 1 Dolphin LB Rusty Chambers is killed in an automobile accident in Hammond, La.
- Sept. 27 Coach and son clash as Shula Bowl I has Don Shula opposed by Baltimore rookie punt returner David Shula. Dolphins outlast Colts, 31-28, for fourth straight win in Baltimore.
- Oct. 4 Wide receiver Nat Moore sets Dolphin record (since broken) with 210 receiving yards (on seven catches) as Miami and New York Jets play to 28-28 tie.
- Nov. 1 Shula Bowl II, as the Dolphins defeat the Colts and David Shula 27-0 in Miami.
- Nov. 8 Don Shula captures 200th NFL coaching victory when LB Bob Brudzinski intercepts pass in overtime to set up Uwe von Schamann for 30-yard field goal in 30-27 triumph at New England.

1982

- Jan. 2 Dolphins overcome 24-0 deficit but succumb in overtime, 41-38, to San Diego in highest-scoring playoff game in history. Rolf Benirschke ends four-hour struggle with 29-yard field goal. It is the first game in NFL history where two QBs, Miami reliever Don Strock and San Diego star Dan Fouts, both passed for more than 400 yards. Orange Bowl crowd of 73,735 comprised fourth sell-out of season.
- Sept. 21 NFLPA calls players strike with games not resuming until November 21.
- Dec. 12 In one of the most bizarre incidents in Miami Dolphin history, a work release parolee (Mark Henderson) cleared a space on the snow-frozen turf at New England's Sullivan Stadium that enabled the Patriots to kick a late fourth-quarter field goal and win the game, 3-0, before 25,716 fans.
- Dec. 27 Miami extends its streak against Buffalo to 16 consecutive home games without a loss. The Dolphins score 20 unanswered points in the second half to defeat the Bills.

1983

- Jan. 8 For the first time in nine years, the Dolphins win a playoff game, defeating the New England Patriots, 28-13, before 68,842 fans at the Orange Bowl.
- Jan. 16 The Dolphins hold off the San Diego Chargers' famed offense and defeat them, 34-13, before 71,383 fans. The Chargers were held to only 247 yards in total offense, 203 yards below their league-leading average. The win enabled the Dolphins to reach their fourth conference title game in team history and the first since the 1973 season.
- Jan. 23 A.J. Duhe sets an AFC playoff record with three interceptions, including one for a 35-yard touchdown romp, as the Dolphins defeat the New York Jets for the third time in one season to win the AFC crown, 14-0.
- Jan. 30 In Pasadena, California, the Dolphins appear in their fourth Super Bowl, and in spite of leading with only 10 minutes to play, they lose, 27-17, to Washington before a sell-out crowd of 103,667 at the Rose Bowl and a TV audience estimated at 115 million. Fulton Walker sets a Super Bowl record with a 98-yard kickoff return for a touchdown as he returns four kickoffs for a total of 190 yards.
- June 25 Starting LB Larry Gordon dies of a rare heart disease while jogging in Arizona at the age of 28. Gordon had been the Dolphins' first-round draft choice in 1976 out of Arizona State.
- Oct. 9 QB Dan Marino and WR Mark Duper make their first-ever starts for the Miami Dolphins, with Marino passing for 322 yards and Duper netting seven catches for 202 yards. The offensive explosion produces 971 total yards between the Dolphins and Bills, with Buffalo winning the Orange Bowl encounter, 38-35 in overtime.
- Nov. 28 Dolphin Chairman of the Board and Managing General Partner Joseph Robbie announces the signing of Head Coach Don Shula to a multi-year contract.
- Dec. 27 The Dolphins name 54-year-old Chuck Studley as their defense coach to replace Bill Arnsparger.

1984

- March 5 Miami Dolphin Chairman of the Board and Managing General Partner Joseph Robbie announces plans to build a new multi-purpose stadium in north Dade County. Mr. Robbie also announces acquisition of the land and discusses possible stadium funding.
- June 24 RB David Overstreet is killed in an automobile accident in Winona, Texas.
- Oct. 21 WR Nat Moore catches a 19-yard TD pass from QB Dan Marino for the 58th touchdown of his Dolphin career, surpassing Larry Csonka's all-time club record of 57.
- Nov. 11 The Dolphins remain the NFL's only unbeaten team as they improve their record to 11-0 (16 straight regular-season wins) with a 24-23 victory over Philadelphia. DE Doug Betters' block of an Eagle PAT with 1:52 remaining in the game seals the win.
- Dec. 2 The Dolphins lose a 45-34 decision to the Raiders, but QB Dan Marino breaks the all-time NFL record for TD passes in a season with his 37th. His record-breaking touchdown pass, which came on a four-yard toss to Jimmy Cefalo in the first quarter, was the first of four on the day for Marino as he reached the 40-touchdown plateau. He also shatters Dolphin single-game records for most yards passing (470), most completions (35) and most attempts (57).
- Dec. 17 Miami ends the regular season with the best record in the AFC (14-2) following a 28-21 victory over Dallas. WR Mark Clayton catches three touchdown passes to give him 18 for the season as he eclipses the all-time NFL mark in that category. Dan Marino becomes the first-ever NFL quarterback to pass for over 5,000 yards in a season as he ends up with 5,084. The most prolific passing season in NFL history also consists of 48 touchdown passes, 564 attempts, 362 completions and only 17 interceptions for a franchise record passer rating of 108.9. Both Clayton (73-1,389) and WR Mark Duper (71-1,306) surpass prior Dolphin records for receptions and reception yardage in one season.
- Dec. 20 QB Dan Marino is named as the NFL's Most Valuable Player by the Associated Press.

1985

- Jan. 6 The Dolphins defeat the Steelers, 45-28, in the AFC Championship game in Miami to earn a berth in Super Bowl XIX.
- Jan. 8 Joseph Robbie gives the go-ahead to prepare final plans and specifications to construct the new 75,000-seat Dolphin Stadium.
- Jan. 20 The Dolphins drop a 38-16 decision to the San Francisco 49ers in Super Bowl XIX before 84,059 fans at Stanford Stadium in Palo Alto, California.
- Feb. 15 Miami names 42-year-old Mel Phillips as its new defensive backfield coach. Phillips comes to the Dolphins after five seasons in the same capacity for the Detroit Lions.
- March 14 Following a presentation led by Joseph Robbie at the league meetings in Phoenix, Miami is selected as the site for Super Bowl XXIII (1989).
- Dec. 1 Chairman of the Board and Managing General Partner Joseph Robbie officially breaks ground on the new 75,000-seat Dolphin Stadium.

1985

- Dec. 2 Led by a swarming defense that produces six sacks and three interceptions, the Dolphins administer the only defeat to be suffered by the eventual Super Bowl champion Chicago Bears, 38-24. A season-high Orange Bowl crowd of 75,594 witness the Monday night affair.
- Dec. 8 The Dolphins record a 34-24 victory over the Green Bay Packers at Lambeau Field. The mercury at kickoff registers 23 degrees, marking the then-coldest conditions in which the Dolphins have won a game in franchise history at that time.
- Dec. 31 Chairman of the Board and Managing General Partner Joseph Robbie obtains the construction loan and is granted permanent financing for the new Dolphin Stadium.

1986

- Jan. 4 The Dolphins rally from a 21-3 deficit to defeat the Cleveland Browns 24-21 in an AFC divisional playoff game. Miami is led offensively by Tony Nathan's 10 receptions for 101 yards and rookie Ron Davenport's two touchdowns.
- Jan. 12 Despite 20 tackles by LB Bob Brudzinski, the Dolphins commit six turnovers and lose, 31-14, to the New England Patriots in the AFC Championship game before 74,978 fans in the Orange Bowl. It marks Miami's first loss in an AFC title game in six tries.
- Jan. 21 Dolphin C Dwight Stephenson is named the recipient of the NFL's Man of the Year award at a press conference in New Orleans. The award is in recognition of Stephenson's outstanding performance on the playing field and in the community.
- Jan. 22 The Dolphins announce the retirement of Defensive Line Coach Mike Scarry, a member of Don Shula's staff since 1970. Dan Sekanovich, formerly of the Jets and Falcons, is named to replace him.
- Feb. 19 Miami appoints Receivers and Quarterbacks Coach David Shula to the position of assistant head coach. In addition, the club names Mike Westhoff as the special teams/tight ends Coach.
- June 3 Chairman of the Board and Managing General Partner Joseph Robbie plants a ceremonial 30-foot Royal Palm tree to begin a million-dollar beautification project near Dolphin Stadium.
- Sept. 21 Miami suffers a heart-breaking 51-45 overtime loss to the N.Y. Jets in the Meadowlands as Dan Marino reaches 1,500 career attempts to qualify as the NFL's top-ranked passer of all-time. Marino finishes the afternoon 30 of 50 for 448 yards and six TDs. The six TDs are a personal high for Marino and tie the team record held by Bob Griese. Mark Duper (154) and Mark Clayton (174) each have over 100 yards receiving in the game.
- Oct. 12 In what was billed as "Marino-Kelly I," the Dolphins and Dan Marino (24 of 41 for 337 yards) defeat the Buffalo Bills and Jim Kelly (20 of 28 for 218 yards, two INTs) 27-14 at the Orange Bowl.
- Nov. 24 The N.Y. Jets enter the Orange Bowl with a nine-game winning streak and the league's best record at 10-1. They leave with a 45-3 loss as Lorenzo Hampton rushes for 148 yards and two TDs on 19 carries (7.8 average) including a 54-yard TD run. Hampton's 100 yards snap a streak of 36 regular-season games (41 overall) for Miami without a 100-yard rusher. Marino completes a personal-high 80.6 percent of his passes (29 of 36) for 288 yards and four TDs.
- Nov. 25 Less than 24 hours after the memorable 45-3 win over the Jets, General Manager Mike Robbie announces at a press conference that Don Shula has signed a multi-year contract to remain as head coach.
- Dec. 14 Dan Marino sets an NFL career record with the seventh 400-yard game of his career as he passes for 403 yards in a thrilling 37-31 overtime win in Anaheim, Calif., over the playoff-bound L.A. Rams. Marino completes 29 of 46 with five TDs, including a 20-yarder to Mark Duper in OT to win the game. Marino is named AFC Offensive Player of the Week for his efforts.
- Dec. 22 The Dolphins play their final game in the Orange Bowl – a 34-27 loss to the New England Patriots. New England captures the AFC East title with the win. The Dolphins finish 21 years in the Orange Bowl with an impressive 110-38-3 (.738) regular-season record. Marino sets NFL single-season records for completions (378) and attempts (623).

1987

- Jan. 10 John Offerdahl is named Old Spice NFL Rookie of the Year.
- Jan. 20 Tom Olivadotti, an assistant for the Cleveland Browns, is named defensive coach for Miami. He is put in charge of the overall defense with the prime responsibility of pass defense. Chuck Studley is re-assigned as linebackers coach, with prime responsibility of run defense.
- Jan. 27 Former Dolphin greets Larry Csonka and Jim Langer are among a group of seven named to the Pro Football Hall of Fame. They join Paul Warfield as the only members of the franchise to earn the honor, with induction scheduled for August 8.
- Aug. 16 The Dolphins play host to the Chicago Bears in the first game ever played in Joe Robbie Stadium. The date marks the 22nd anniversary of the Dolphin franchise. The Bears put a damper on the festive evening with a 10-3 preseason victory before 63,451. QB Dan Marino (dislocated ring finger on right hand) and LB John Offerdahl (torn right bicep) suffer injuries. Marino is out for three weeks; Offerdahl will miss the first six regular-season games.
- Sept. 22 NFL Players Association goes on strike; the Dolphins' home contest with New York Giants (first regular-season game in Joe Robbie Stadium) on September 27 is canceled because of strike.
- Oct. 4 The Dolphins' "replacement" team takes the field for the first time, traveling to Seattle to meet the Seahawks. The Dolphins lose, 24-20.
- Oct. 11 Miami's replacement team records a 42-0 shutout victory over the Kansas City Chiefs in the first regular season game played in Joe Robbie Stadium. S Liffort Hobley (two interceptions, 55-yard fumble recovery for a TD, four tackles, two passes defended) is named AFC Defensive Player of the Week for his efforts. Don Shula and Joe Robbie are given game balls by the replacement team following the contest in honor of Miami's first win in the new stadium. The next week (October 18), the replacement team loses its last game, 37-31 in overtime, to the N.Y. Jets at the Meadowlands.

1987

- Oct. 25 After four missed weeks of action (one game cancellation, three replacement games), the regular Dolphin players return to action. Miami loses, 34-31, in overtime at home to the Buffalo Bills. The 21-point comeback by Buffalo is the best ever by an opponent against a Dolphins team at the time.
- Nov. 1 Don Shula wins his 250th regular-season game as the Dolphins defeat Pittsburgh 35-24 at Joe Robbie Stadium.
- Dec. 30 RB Troy Stradford is named NFL Offensive Rookie of the Year by the Associated Press

1988

- Feb. 29 Former Dolphin Larry Seiple is named receivers coach.
- July 31 The Dolphins make their first ever trip abroad and take on the San Francisco 49ers at Wembley Stadium in London for the third-annual American Bowl. Miami comes from behind to defeat the 49ers, 27-21, before 70,535 British fans to open the preseason.
- Oct. 9 The Dolphins reverse history by defeating the Raiders, 24-17, at the Los Angeles Memorial Coliseum. It marks Miami's first win ever against the Raiders in their home stadium and the Dolphins' first victory over the Raiders in 10 years. The game is played in 96 degree heat - the warmest game in Dolphins' history.
- Oct. 23 Dan Marino records the second-best single-game passing yardage total in NFL history - 521 yards (Norm Van Brocklin holds the single-game record of 554 yards) and completes 35 of a team record 60 attempts, all to no avail as the N.Y. Jets defeat the Dolphins, 44-30, at Joe Robbie Stadium.
- Oct. 30 Shula Bowl III - Head Coach Don Shula and his assistant head coach and son, David Shula, are on the opposite side of the field of Mike Shula, a coaches' assistant for Tampa Bay, as the Dolphins defeat the Bucs, 17-14, in Tampa Stadium.
- Dec. 12 Dan Marino becomes the first quarterback in NFL history to pass for over 4,000 yards four times in a career in the Dolphins' 37-31 win over Cleveland. He also throws for his 193rd career touchdown, setting a new Dolphin record and surpassing the total of former QB Bob Griese, who had previously held the mark. Marino tops the record that took Griese 14 seasons to accomplish in only six-plus seasons. Also, WR Mark Clayton surpasses Nat Moore in the record books as he catches a pass in his 37th consecutive game.

1989

- Jan. 25 Former Miami Hurricanes defensive coordinator Dave Wannstedt joins the Dolphins coaching staff as linebackers coach.
- Feb. 27 David Shula, the Dolphins' assistant head coach and passing game coordinator, and Dave Wannstedt, the team's linebackers coach, resign their respective positions to accept new posts with the Dallas Cowboys.
- March 1 George Hill is named the new linebackers coach for the Dolphins, while John Sandusky, the Dolphins' offensive line coach, is promoted to assistant head coach.
- March 6 Gary Stevens, formerly of the University of Miami, is named quarterbacks/pass offense coach for the Dolphins.
- June 12 Tom Heckert is named Miami's director of college scouting.
- Sept. 17 In Miami's 24-10 win at New England, Dan Marino throws his 200th career touchdown pass, becoming the 13th player in NFL history to throw for 200 TDs. It was just his 89th career game, and he reaches the 200 touchdown pass mark faster than any quarterback in NFL history.
- Oct. 8 In Miami's 13-10 overtime win vs. Cleveland, Dan Marino goes over 25,000 yards passing in his career, becoming the 25th player in NFL history to reach the 25,000 yards passing milestone. Marino also breaks Bob Griese's Dolphin team record of 25,092 career passing yards.
- Nov. 12 Pete Stoyanovich kicks a then-team-record 59-yard field goal in a 31-23 victory over the New York Jets, a kick that also tied the third longest field goal in NFL history at the time.
- Nov. 19 Miami defeats Dallas, 17-14, in Shula Bowl IV, as Don Shula extends his record to 4-0 in Shula vs. Shula contests. This time Shula was opposed by son Dave, the assistant head coach of the Cowboys.
- Dec. 3 Dan Marino goes over 3,000 yards passing for the year in Miami's 26-21 loss at Kansas City. It was his sixth season passing for 3,000 yards and he ties Dan Fouts' NFL record of six 3,000 yard seasons.
- Dec. 24 The Dolphins are eliminated from playoff contention with a 27-24 loss to the Kansas City Chiefs in the season finale at Joe Robbie Stadium. The game is played in 40-degree weather, the coldest home game in the history of the Dolphins.

1990

- Jan. 7 Joseph Robbie, founder, Chairman of the Board and Managing General Partner of the Dolphins and the driving force behind the construction of Joe Robbie Stadium, dies of respiratory failure at age 73.
- Jan. 12 The Miami Dolphins and Robbie Stadium Corporation undergo an organization realignment to ensure continued administration of both entities by the Robbie family. Tim Robbie becomes President of the Dolphins, Dan and Janet Robbie are named Executive Vice Presidents of the team, while Eddie Jones is named Executive Vice President and General Manager of the club. In addition, J. Michael Robbie is named Executive Vice President of Robbie Stadium Corporation.
- Jan. 19 Dolphin President Tim Robbie announces that the Dolphins have signed Don Shula to a three-year contract to remain as head coach.
- Jan. 27 Former Dolphins great Bob Griese is among a group of seven named to the Pro Football Hall of Fame. Griese becomes the fourth player in Miami history to earn the honor with induction scheduled for August 4.
- Feb. 7 Monte Clark, former San Francisco and Detroit head coach and Dolphins assistant coach, is named Miami's director of pro personnel, while Charley Winner is given expanded duties and is named the club's director of player personnel.
- March 7 H. Wayne Huizenga, chairman of the board and chief executive officer of Blockbuster Video, purchases 50 percent of the Robbie Stadium Corporation (the parent company of Joe Robbie Stadium) as well as a 15 percent limited partnership in the Miami Dolphins.

1990

- Sept. 9 Sammie Smith rushes for an opening-day record 159 yards and a touchdown as the Dolphins break a five-year losing streak in season openers with a 27-24 win at the New England Patriots.
- Sept. 16 Team founder Joe Robbie is the first enshrinee on the "Dolphin Honor Roll" at Joe Robbie Stadium. The Dolphins record a 30-7 triumph over the Buffalo Bills, marking Don Shula's 200th career regular season win as the team's head coach.
- Oct. 18 In Miami's 17-10 win over the New England Patriots, Don Shula coaches in his 400th career regular season game as a head coach in the NFL.
- Nov. 19 During halftime of Miami's 13-10 loss to the Los Angeles Raiders, the team's four Hall of Fame enshrinees, Larry Csonka, Bob Griese, Jim Langer and Paul Warfield, are inducted into the "Dolphin Honor Roll."
- Nov. 25 Miami improves its record to 9-2 and clinches the team's first winning season since 1987 with a 30-13 win over the Cleveland Browns. Also, Dan Marino goes over 30,000 yards passing in his career, becoming the 11th player in NFL history to reach the 30,000-yard mark. It is just his 114th career game, and he reaches the 30,000-yard plateau faster than any quarterback in NFL history.
- Dec. 9 The Dolphins earn a 23-20 overtime win over the Philadelphia Eagles and clinch the team's first playoff berth since 1985.
- Dec. 16 In Miami's 24-17 win over the Seattle Seahawks, Dan Marino goes over 3,000 yards passing for the year. It is his seventh season passing for 3,000 yards and he ties Joe Montana's NFL record of seven 3,000-yard seasons.
- Dec. 19 Richmond Webb becomes the first rookie offensive tackle – and second rookie offensive lineman overall – to be selected to the NFL's annual Pro Bowl contest.
- Dec. 23 Dan Marino throws his 20th touchdown pass of the season in Miami's 24-14 loss at the Buffalo Bills. It is his eighth season with 20 or more touchdown passes and he ties Johnny Unitas' NFL record of eight 20-plus touchdown seasons.

1991

- Jan. 5 The Dolphins return to the playoffs after a four-year absence with a 17-16 win over the Kansas City Chiefs at Joe Robbie Stadium. In the contest, Pete Stoyanovich sets an NFL playoff record with a 58-yard field goal.
- Jan. 27 Larry Csonka is named to the NFL's all-time Super Bowl Silver Anniversary team.
- Feb. 2 Richmond Webb is named NFL Rookie of the Year by The Sporting News.
- March 8 Mike Shula joins the Dolphins as a coaches' assistant.
- March 26 The Robbie Family and Wayne Huizenga purchase 107 acres of land adjacent to Joe Robbie Stadium for additional parking and future development.
- May 23 At the league meeting in Minneapolis, Joe Robbie Stadium is selected as the site for Super Bowl XXIX (1995).
- Aug. 3 The Dolphins make the longest road trip in team history as they travel 14,912 round-trip miles to Tokyo to battle the Los Angeles Raiders at the Tokyo Dome in American Bowl '91. Miami comes from behind to defeat the Raiders, 19-17, before 51,122 Japanese fans.
- Aug. 20 Dan Marino signs a five-year contract extension to remain as quarterback of the Miami Dolphins.
- Sept. 22 Don Shula captures the 300th win of his coaching career with Miami's 16-13 win over the Green Bay Packers. With career coaching win number 300, Shula joins the immortal George Halas (324 wins) as the only NFL coaches to win 300 or more games.
- Nov. 10 In Miami's 30-20 win over New England, both Mark Duper and Mark Clayton surpass Nat Moore's team record of 7,547 career receiving yards. Duper is the first to move past Moore with a 17-yard reception in the first quarter, while Clayton passes Moore with a 32-yard touchdown catch in the fourth quarter.
- Nov. 18 During halftime of Miami's 41-27 loss to the Buffalo Bills, former Dolphin great LB Nick Buoniconti is inducted into the Dolphin Honor Roll.
- Dec. 1 Dan Marino sets an NFL record as he goes over 3,000 yards passing in a season for the eighth time in his career in Miami's 33-14 win over Tampa Bay. Marino entered the 1991 campaign with seven such seasons and was tied with Joe Montana for the record.
- Dec. 9 Miami defeats Cincinnati 37-13 in Shula Bowl V as Don Shula extends his record to 5-0 in Shula vs. Shula contests. This time, Shula teamed with son Mike, a Dolphins coaches assistant, and was opposed by son David, the receivers coach for the Bengals. In the contest, Dan Marino sets an NFL record by throwing his 20th touchdown pass of the season. It is his ninth season with 20 or more touchdown passes. He entered 1991 with eight such seasons and was tied with Johnny Unitas for the record. Also, Mark Clayton breaks Nat Moore's team record for career TDs (75) and career receiving scores (74) with a 16-yard TD reception in the fourth quarter to give Clayton his 76th career score (75 catch, one punt return) and 75th receiving TD.
- Dec. 15 Pete Stoyanovich breaks Garo Yepremian's single-season team record of 28 field goals in Miami's 38-30 loss to the San Diego Chargers. Stoyanovich boots his 29th of the year with a 24-yarder in the first quarter. He would go on to hit on 31 field goals during the 1991 season which tied for the league high with Washington's Chip Lohmiller.

1992

- Feb. 1 Former Dolphin All-Pro center Dwight Stephenson rejoins Miami as assistant offensive line coach.
- Feb. 3 Hall of Fame DT Joe Greene is named as the Dolphins' defensive line coach.
- May 20 Dolphins sign a long-term agreement to build a new training facility at Nova University in Davie, to be ready by the start of the 1993 training camp.
- June 1 Charley Winner announces his retirement as Miami's director of player personnel. Winner, who had served 37 years in the NFL as a coach and administrator, originally joined the Dolphins in 1981.
- June 4 Tom Heckert is named as the Dolphins' Director of Player Personnel. Heckert had worked the previous three years as Miami's director of college scouting.
- June 12 Tom Braatz, a 27-year NFL executive with the Atlanta Falcons and Green Bay Packers, is named as Miami's director of college scouting.

1992

- July 17 Don Shula signs a two-year contract extension to continue as the Dolphins' Head Coach through the 1994 season. The extension takes effect at the conclusion of Shula's current contract which expires following the 1992 season.
- Aug. 16 The Dolphins travel 9,908 round-trip miles and earn a 31-27 preseason win over the Denver Broncos before a crowd of 60,813 fans at Berlin's Olympic Stadium. The game marks the third time overall and second consecutive season that the Dolphins have traveled abroad to play a preseason contest and the win improves Miami's record to 3-0 in games played on foreign soil.
- Aug. 31 Miami's season opening contest, scheduled for September 6 at Joe Robbie Stadium against the New England Patriots, is rescheduled for October 18, the National Football League announces. The date change is made in the aftermath of Hurricane Andrew, which struck the South Florida area on August 25. Both teams originally were off that weekend, based on the NFL's 16-games-over-17-weeks schedule which allows each team one bye during the season. The Patriots and Dolphins had their Open Week on September 6, which marked the beginning of the 1992 regular season.
- Sept. 29 The Dolphins dip into the free agent market and sign perennial All-Pro TE Keith Jackson, a week after a federal-court ruling in Minneapolis made a free agent of Jackson, in addition to Garin Veris, Webster Slaughter and D.J. Dozier.
- Oct. 4 In a 37-10 win over the Buffalo Bills at Rich Stadium, S Louis Oliver records three interceptions and returns one of his interceptions for a 103-yard touchdown. Oliver's return ties for the NFL's all-time longest interception return with a 103-yard return by San Diego's Vencie Glenn against Denver on November 29, 1987.
- Oct. 18 Dan Marino throws four touchdown passes as Miami earns a 38-17 win over the Patriots at Joe Robbie Stadium in a game that is rescheduled from September 6 due to the effects of Hurricane Andrew. Marino throws four-or-more touchdowns in a game for the 17th time in his career and ties the all-time NFL record for most career games with four or more touchdown passes with Johnny Unitas.
- Nov. 16 During halftime ceremonies of Miami's 26-20 loss to the Buffalo Bills, the 1972 Miami Dolphins team, holders of the only perfect season in NFL history and winners of Super Bowl VII, are honored and inducted into the Dolphin Honor Roll.
- Dec. 20 The Dolphins clinch the team's second trip to the playoffs in the last three seasons with a 19-17 come-from-behind win over the New York Jets at Joe Robbie Stadium. In the contest, Dolphins QB Dan Marino throws the 290th touchdown pass of his NFL career and ties Johnny Unitas for second place on the NFL's all-time touchdown pass list.
- Dec. 23 Dan Marino is named to his team-record seventh Pro Bowl team. He breaks the former team record of six Pro Bowl appearances which he shared with Bob Griese, Bob Kuechenberg and Jim Langer. In addition, Marino is named as a starter in the NFL's annual all-star game for the fifth time in his career and he ties the team record held by Jim Langer.
- Dec. 27 The Dolphins clinch the AFC East title with a 16-13 overtime win over the New England Patriots at Foxboro Stadium. Miami closes the regular season with an 11-5 record and coupled with Buffalo's 27-3 loss at Houston later in the day, the Dolphins win the team's first division championship since 1985. In addition, the win marks the 300th regular season victory of Dolphins' Head Coach Don Shula's coaching career.

1993

- Jan. 10 The Dolphins earn a 31-0 win over the San Diego Chargers in the AFC Divisional Playoffs before a crowd of 71,224 at Joe Robbie Stadium. Miami's 31-point margin of victory is the largest by the team in a playoff game. The previous largest margin of victory in the postseason by the Dolphins was three 21-point wins as Miami had a 21-0 win over the Baltimore Colts on Jan. 2, 1972; a 34-13 win over the San Diego Chargers on Jan. 16, 1983; and a 31-10 win over the Seattle Seahawks on Dec. 29, 1984.
- Jan. 26 Kim Helton is named the team's offensive line coach. John Sandusky, who served as assistant head coach/offensive line, remains with the team as assistant head coach and assumes the responsibility of coaching the tight ends. In addition, assistant offensive line coach Dwight Stephenson resigns to pursue his interests in the construction and real estate business.
- Jan. 30 Former Dolphins great Larry Little is among a group of five named to the Pro Football Hall of Fame. The former Dolphins guard becomes the fifth player in Miami history to earn the honor, joining RB Larry Csonka, QB Bob Griese, C Jim Langer and WR Paul Warfield.
- Feb. 7 The Dolphin coaching staff leads the AFC to a 23-20 overtime win over the NFC in the Pro Bowl contest played in Honolulu, Hawaii.
- Feb. 11 Mike Shula resigns as a coaches assistant and is named as tight ends coach of the Chicago Bears.
- Feb. 22 Tony Nathan, who spent the past five years as a coaches' assistant on the Miami Dolphins coaching staff, is promoted to offensive backs coach. In addition, Carl Taseff, who served as the team's offensive backs coach since joining the Dolphins in 1970, will become more active in other areas of the football operation, including personnel scouting and evaluation, and will maintain a continued involvement in various coaching responsibilities.
- May 21 Kim Helton resigns as offensive line coach to become head coach at the University of Houston. John Sandusky, who served as offensive line coach from 1976-92, resumes his offensive line coaching responsibilities.
- June 1 Rich McGeorge is named as assistant offensive line/tight ends coach of the Dolphins.
- June 4 Dolphins hold last practice session at St. Thomas University, which had served as host to team's training facility since July 12, 1970.
- July 11 Ribbon cutting ceremonies officially open the Dolphins' new training facility on campus of Nova University in Davie, Fla.
- Sept. 12 Dan Marino surpasses the 40,000-yard passing mark during Miami's 24-14 loss to the N.Y. Jets. He joins Fran Tarkenton (47,003), Dan Fouts (43,040) and Johnny Unitas (40,239) as the only quarterbacks to gain 40,000 passing yards. Marino attains the 40,000-yard mark in only 153 regular-season games and accomplishes the feat faster than any QB in league history. The previous record for fastest ascent to 40,000 yards was 168 games by Dan Fouts.

1993

Oct. 10	Scott Mitchell comes off the bench and replaces an injured Dan Marino (torn right Achilles) and throws a pair of touchdown passes to lead the Dolphins to a 24-14 win at the Cleveland Browns. Mitchell enters the game just before halftime and completes 10 of 16 passes for 118 yards with two touchdowns and an interception. Mitchell is named as AFC Offensive Player of the Week for his performance against the Browns. Marino is placed on injured reserve on October 13 and misses the remainder of the season.
Oct. 24	Dan Marino misses his first starting assignment in 145 consecutive non-replacement regular season games as Miami earns a 41-27 win over Indianapolis. The game marks the first-career NFL start at quarterback for Scott Mitchell as he hits on 12 of 19 passes for 190 yards with a touchdown. Mitchell becomes the eighth player to start at quarterback for the Dolphins since Don Shula was named head coach in 1970.
Oct. 31	Don Shula wins the 324th game of his coaching career and ties George Halas for the all-time record for most wins by an NFL head coach as Miami earns a 30-10 win over the Kansas City Chiefs. Shula achieves the coaching milestone in his 31st year (482nd game) of his NFL coaching career as compared to 40 seasons (506 games) for Halas to accomplish the feat. On the field, Scott Mitchell throws for 344 yards and three touchdowns and becomes the first Dolphin quarterback other than Dan Marino to pass for over 300 yards and throw three or more touchdown passes since David Woodley gained 408 yards and threw three scores on October 25, 1981, at the Dallas Cowboys.
Nov. 14	The Dolphins endure another QB injury as Scott Mitchell suffers a separated shoulder during Miami's 19-14 win at Philadelphia. The win enables Don Shula to record the 325th triumph of his coaching career as he becomes the winningest coach in NFL history surpassing George Halas. In the contest, Doug Pederson replaces Mitchell and enters the game in the third quarter with Miami trailing 14-13. He guides the Dolphins to a pair of field goals and the defense holds the Eagles scoreless in the second half to garner the victory.
Nov. 25	The Dolphins post a come-from-behind 16-14 win over the defending and eventual Super Bowl champion Dallas Cowboys on Thanksgiving Day on a sleet covered field at Texas Stadium. Miami improves 3-0 on Thanksgiving as the team had posted victories at St. Louis (55-14 on November 24, 1977) and at Dallas (14-7 on November 22, 1973). In the contest, Miami trails 14-13 with just 15 seconds left in regulation and Pete Stoyanovich's 41-yard field goal attempt for the win is blocked by the Cowboys' Jimmie Jones. However, Dallas' Leon Lett attempts to pick up the loose ball and fumbles and Miami's Jeff Dellenbach recovers the ball on the one-yard line with three seconds remaining. Stoyanovich converts on his second chance and boots a 19-yard field goal on the game's final play to win the contest. The win improves Miami's record to an NFL best 9-2, but the team will fail to win another game during the remainder of the season.
Dec. 13	During halftime ceremonies of Miami's 21-20 loss to Pittsburgh, former Dolphin great and Hall of Famer Larry Little is honored and inducted into the Dolphin Honor Roll.
Dec. 14	Don Shula is named Sports Illustrated Sportsman of the Year. He is the first professional coach to receive the honor.

1994

Jan. 24	The trustees of the Miami Dolphins sign a definitive agreement with H. Wayne Huizenga to purchase the Robbie family's interests in the Dolphin franchise. The agreement also includes an option for Huizenga to purchase the Robbies' interest in Joe Robbie Stadium.
Feb. 8	Joel Collier joins the Dolphins as a staff assistant, replacing Carl Taseff.
March 16	John Gamble is named as the Dolphins' strength coach.
March 23	The National Football League clubs approve transfer of the majority interests in the Miami Dolphins from the Robbie family to H. Wayne Huizenga at the annual league meetings in Orlando, Fla.
May 6	Rick Weaver, who had served as play-by-play announcer for the Dolphins since 1970, announces his retirement at the club's annual awards dinner.
June 28	H. Wayne Huizenga's purchase of the Robbie Family's remaining 85 percent of the Miami Dolphins as well as their 50 percent share of the Joe Robbie Stadium is finalized. The closing leaves Huizenga with 100-percent controlling interest of both the Dolphins and Stadium.
July 21	H. Wayne Huizenga announces that he has entered into a new agreement with Head Coach Don Shula that extends through the 1996 season. Under the new contract extension, Shula assumes the position of vice president/head coach, and also becomes a partner of the team.
Sept. 4	After missing the final 11 games of the 1993 season with a torn right Achilles' tendon, Dan Marino returns to action as he throws for 473 yards and five touchdowns to lead the Dolphins to a 39-35 win over the New England Patriots at Joe Robbie Stadium. Marino sets an NFL record by throwing for four or more touchdown passes in a game for the 18th time in his career, breaking his tie with Johnny Unitas, and also throws the 300th touchdown pass of his career to join Fran Tarkenton (343 touchdowns) as the only quarterbacks in NFL history with 300-plus career touchdowns.
Oct. 2	Shula Bowl VI makes sports history as it marks the first time in the history of the four major American professional sports (football, baseball, hockey and basketball) that a father and son battle as head coaches with Don Shula and the Dolphins taking on his son, Head Coach David Shula, and the Cincinnati Bengals. The elder Shula improves to 6-0 when coaching against teams which feature one of his sons as a coach or player as the Dolphins earn a 23-7 win over the Bengals.
Nov. 27	QB Dan Marino makes history once again with his famous "Clock Play". With the Dolphins trailing the Jets by 18 points in the second half at the Meadowlands, Marino orchestrates a 28-point second-half outburst, including 22 straight to close the contest, as Miami claims a 28-24 victory. All four scores in the second half occur on Marino to Mark Ingram touchdown passes. The game winning points come on first-and-goal with just 22 seconds to play, when Marino approaches the line of scrimmage, appearing poised to clock the ball. However, he takes everyone in the stadium by surprise as he receives the snap, drops back and tosses an eight-yard touchdown pass to Ingram, who ties the Paul Warfield's single-game record of four touchdowns and 24 points, which Warfield achieved against Detroit on December 15, 1973.

1994

- Dec. 7 Don Shula suffers a torn Achilles' tendon in his right leg and undergoes surgery on the injury on December 9 by Dr. Peter Indelicato and Dr. Dan Kanell. He misses a regular-season practice for the first time in his 25 seasons with the team. Shula returns to practice on December 10 and coaches for the remainder of the season on a golf cart.
- Dec. 12 Bernie Parmalee rushes for 127 yards and scores a pair of touchdowns (one rushing and one receiving) as the Dolphins clinch a playoff spot with a 45-28 win over the Kansas City Chiefs at Joe Robbie Stadium. In the contest, Dolphins Head Coach Don Shula wins his 318th career regular season game and ties George Halas (318 regular season coaching wins) for the all-time record for most career regular season wins by an NFL coach. Center Dwight Stephenson is inducted into the Dolphin Honor Roll during halftime ceremonies.
- Dec. 25 The Dolphins earn a 27-20 win over the Detroit Lions and clinch the AFC East title. Miami and the New England Patriots both finish with 10-6 records, however the Dolphins win the division title by virtue of a two-game head-to-head sweep over New England during the 1994 season. Dolphins Head Coach Don Shula wins the 319th regular season game of his coaching career and surpasses George Halas (318 regular season coaching wins) for the all-time record for most career regular season wins by an NFL coach. Miami plays on Christmas Day for the second time in team history with the only other Christmas game for the Dolphins being the longest game in NFL history as Miami earned a 27-24 playoff win in double overtime at Kansas City on December 25, 1971.
- Dec. 27 DT Tim Bowens is named NFL Defensive Rookie of the Year by the Associated Press. He becomes the first Dolphins player to win the Associated Press' defensive rookie award since A.J. Duhe in 1977.
- Dec. 31 Dan Marino throws a pair of touchdown passes to lead the Dolphins to a 27-17 win in a First-Round playoff contest against the Kansas City Chiefs at Joe Robbie Stadium. The game is billed as Marino-Montana III and the duel between the two future Hall of Famers lives up to its pregame hype. Marino completes 22 of 29 passes for 257 yards with two touchdowns and no interceptions and Montana counters by hitting on 26 of 37 passes for 314 yards with two scores and an interception. Marino sets an NFL playoff record as he throws for a touchdown pass in his 11th consecutive post-season game and moves past a tie with Montana (San Francisco/Kansas City) and Ken Stabler (Oakland) for the longest all-time streak in NFL post-season history.

1995

- Jan. 18 Assistant Head Coach/Offensive Line John Sandusky announces his retirement. A veteran of over three decades of NFL coaching (he concluded his 36th season in 1994), Sandusky was one of only two coaches to serve as offensive line coach on a Don Shula coached team. Sandusky was offensive line coach with the Colts (1963-69) and Dolphins (1976-94) under Shula, while Monte Clark coached the offensive line with the Dolphins under Shula from 1970-75.
- Feb. 6 Monte Clark is named as the team's offensive line coach. Clark enters his third tour of duty with the Dolphins.
- Feb. 9 Dolphins Executive Vice President and General Manager Eddie Jones signs a two-year contract to remain in that capacity through the 1996 season.
- May 19 The Miami Dolphins sign a two-year agreement with WCMQ radio (1210 AM) to be the Spanish radio outlet for Dolphins games. WCMQ replaces WQBA radio, which had been the team's Spanish station for the previous 13 seasons.
- Sept. 3 The Dolphins open the season with an explosive offensive display in a 52-15 win over the N.Y. Jets at Joe Robbie Stadium. The 52 points are the second-highest single-game total in team history (behind 55 points at St. Louis on November 24, 1977). In addition, the game is played in 94-degree weather, making it the warmest home game in team history.
- Oct. 1 The Shula coaching family again makes sports history as father and son battle as head coaches with Don Shula and the Dolphins taking on his son, Head Coach David Shula, and the Cincinnati Bengals. The elder Shula improves to 7-1 when coaching against teams which feature one of his sons as a coach or player with a 26-23 win at the Bengals.
- Oct. 8 Dan Marino passes Fran Tarkenton (3,686 completions) to become the NFL's all-time leader in career pass completions with a six-yard toss to FB Keith Byars during the Dolphins' 27-24 overtime loss at Joe Robbie Stadium.
- Nov. 12 Dan Marino becomes the NFL's all-time career passing yardage leader as he jumps past Fran Tarkenton (47,003 career yards) with a 9-yard pass to Irving Fryar in the first quarter of the Dolphins' 34-17 loss to the New England Patriots at Joe Robbie Stadium.
- Nov. 26 Dan Marino tosses a 6-yard touchdown pass to FB Keith Byars with 1:03 remaining in the first half for his 343rd career scoring pass and becomes the NFL's all-time touchdown pass leader (surpassing Fran Tarkenton's 342 TDs) during Miami's 36-28 loss at Indianapolis.
- Dec. 11 G/T Bob Kuechenberg is inducted into the Dolphin Honor Roll during halftime ceremonies of Miami's 13-6 win over Kansas City at Joe Robbie Stadium. In the contest, Dan Marino breaks the last of Fran Tarkenton's major passing records (6,467 career attempts) with a pass attempt to WR Randal Hill in the fourth quarter.
- Dec. 24 The Dolphins post a 41-22 win at St. Louis to finish the regular season with a 9-7 record. The team clinches a playoff berth for the second consecutive season later in the day as the Denver Broncos come from behind late in the contest to win at Oakland and eliminate the Raiders from playoff consideration. Miami's win marks the 347th and final victory in the illustrious head coaching career of Don Shula.
- Dec. 30 Miami's season ends following a 37-22 loss in an AFC First-Round Playoff Contest in Buffalo. The game is an offensive shootout as the teams combine for an NFL postseason record of 1,038 yards. Dan Marino leads the Dolphins by completing 33 of a career-high 64 pass attempts for 422 yards and a pair of scores, while WR O.J. McDuffie sets team playoff records with 11 catches for 154 yards. The game marks the final contest in Head Coach Don Shula's career.

1996

Jan. 5	Don Shula, the winningest coach in the history of the NFL, moves from his role as head coach of the team as he assumes another role within the Dolphins organization. He continues to serve as a partner to Chairman of the Board and Managing General Partner H. Wayne Huizenga and becomes vice chairman of the board of directors in addition to his status as a partner of the team. Shula leaves the sidelines with an overall record 347-173-6 in his 33 years as a head coach, including the last 26 years with the Dolphins (1970-95). He won Super Bowl titles with Miami in 1972 and 1973, posting a combined 32-2 record in those two seasons, and his 1972 team went 17-0, the only undefeated season in NFL annals.
Jan. 11	Jimmy Johnson signs a four-year contract to become head coach of the Dolphins, becoming the third head coach in club history, joining George Wilson (1966-69) and Don Shula (1970-95). Johnson joins the team with one of the most successful coaching records in football on both the professional and collegiate levels before spending the previous two years as an NFL analyst for FOX Sports. He is the first head coach in football history to win both a Super Bowl title (Dallas, 1992 and 1993) and a national collegiate championship (University of Miami, 1987).
Jan. 16	Dolphins Chairman of the Board and Managing General Partner H. Wayne Huizenga announces that Eddie Jones has been named president and chief operating officer of the team, and Jimmy Johnson has been named as the club's general manager/head coach. Jones had spent the last six seasons with the team as the club's executive vice president and general manager.
Jan. 17	The Dolphins name Cary Godette (linebacker), Pat Jones (tight ends) and Bill Lewis (defense nickel package) to the coaching staff.
Jan. 19	Kippy Brown joins the Dolphins coaching staff as running backs coach.
Jan. 24	Bob Ackles is named as the director of football operations.
Feb. 16	The Dolphins name Larry Beightol as assistant head coach/offensive line, replacing Monte Clark. In addition to his coaching the offensive line, Beightol also assumes additional administrative responsibilities involving the entire football staff.
March 1	The Dolphins name Kevin O'Neill as head athletic trainer and Brad Roll as assistant strength and conditioning coach.
Aug. 26	Pro Player, a sports apparel company, enters into a 10-year agreement with Joe Robbie Stadium, home of the Dolphins since 1987, to re-name the stadium Pro Player Park. The deal is worth \$2 million annually over the term of the contract.
Sept. 1	The Dolphins defeat the New England Patriots, 24-10, at Pro Player Park, in Jimmy Johnson's debut as head coach. Of the three head coaches in team history, Johnson is the only one to record a victory in his initial game. Also, rookie RB Karim Abdul-Jabbar rushes for 115 yards and a TD on 26 carries in Miami's victory over the Patriots, the first Dolphin rookie since Sammie Smith on November 5, 1989, against Indianapolis to rush for 100 yards. He also becomes the first player in Dolphins history to rush for 100 yards in his NFL debut.
Sept. 10	Pro Player Park is re-named Pro Player Stadium.
Oct. 27	QB Dan Marino plays in his 191st regular season game, against Dallas at Pro Player Stadium. In the process, he breaks Bob Kuechenberg's club career record for regular season games played of 190. The game is witnessed by 75,651 fans, the highest attendance figure in Pro Player Stadium history. The previous high was 75,129 for Super Bowl XXIII between San Francisco and Cincinnati on January 22, 1989. The former record for a Dolphins game was 73,080 for a November 20, 1995 contest against San Francisco.
Oct. 29	WQAM Radio (560 AM) signs a five-year contract for broadcast rights to the Dolphins, Florida Marlins and Florida Panthers. Dolphins football will be aired on WQAM beginning in the 1997 season and through the year 2001. The Dolphins' flagship station had been WIOD Radio since the team's inception in 1966.
Oct. 31	At the NFL fall meetings in New Orleans, the league awards the 1999 Super Bowl to the city of Miami. The game will be played at Pro Player Stadium.
Nov. 10	A 36-yard completion to O.J. McDuffie in the second quarter puts quarterback Dan Marino over the 50,000-yard mark for his career, the first quarterback in NFL history to reach that plateau. His eight-yard completion to Fred Barnett in the second quarter is the 4,000th completion of Marino's career, also making him the first quarterback in league history to achieve that feat. These accomplishments occur in a 37-13 victory over Indianapolis at Pro Player Stadium.
Nov. 25	At halftime of a 24-17 loss to the Pittsburgh Steelers on Monday Night Football at Pro Player Stadium, former Head Coach Don Shula is inducted into the Dolphin Honor Roll.

1997

Jan. 14	Miami Dolphins unveil a modified team logo and new uniforms for the 1997 season. The basic logo and team colors remain the same. The sunburst on the logo is more prominently displayed with the elimination of the hashmarks around the sun's perimeters, while the dolphin's features are accentuated by navy highlights. The home and road jerseys added a script "Dolphins" below the collar, and several subtle accents were added to the uniform to highlight and strengthen the team's traditional colors.
Jan. 25	Former Head Coach Don Shula (1970-95), the NFL's all-time winningest coach with 347 victories, is selected for induction into the Pro Football Hall of Fame in Canton, Ohio.
March 11	At the NFL spring meetings in Palm Desert, Calif., the league approves limited cross ownership, finalizing H. Wayne Huizenga's controlling-interest of the Dolphins.
March 21	Eddie Jones signs a two-year contract extension, which runs through 1998, to remain as the team's president and chief operating officer.
April 17	Les Koenning is named as an offensive assistant.
April 18	The Dolphins unveil the first "official" mascot in team history during a press conference at the team's training facility. He makes his public debut on April 19 at the team's Draft Day party at Pro Player Stadium.
June 3	Doug Blevins is named as the team's kicking coach.
June 4	"T.D." is picked as the name of the Dolphins official team mascot, it is announced at the team's annual Awards Banquet. Sarah Fernandez and her two sons, Nelson and Vincent, win the "Name the Mascot" contest, and receive two tickets to Super Bowl XXXII in San Diego.

1997

- July 26 Don Shula becomes the sixth former Dolphin to be enshrined into the Pro Football Hall of Fame in Canton, Ohio.
- Aug. 4 The Dolphins travel to Mexico City and earn a 38-19 preseason win over the Denver Broncos before a crowd of 104,629 fans at Estadio Guillermo Canedo. The attendance is the most to ever witness a Dolphins game, surpassing the previous high of 103,667 that saw Miami's 27-17 loss to Washington in Super Bowl XVII on January 30, 1983, in the Rose Bowl. The game marks the fourth time overall that the Dolphins have travelled abroad to play a preseason contest and the win improves Miami's record to 4-0 in games played on foreign soil. Miami's previous American Bowl games had been in London (1988), Tokyo (1991) and Berlin (1992). The Dolphins became the first NFL team to win four American Bowl contests, and they also became the first team to win an American Bowl matchup in each of the three continents in which the games have been played.
- Aug. 31 The Dolphins defeat the Indianapolis Colts, 16-10, at Pro Player Stadium in their 1997 season-opener. It's the Dolphins' first-ever regular season game in the month of August. It also marks their sixth consecutive opening-day victory.
- Oct. 5 The Dolphins defeat the Kansas City Chiefs, 17-14, at Pro Player Stadium, marking the 300th victory in franchise history, including playoffs. The Dolphins become the second team from the old AFL to reach the 300-win plateau. The Oakland Raiders were the first.
- Dec. 22 In the season finale against New England at Pro Player Stadium, left tackle Richmond Webb starts his 110th consecutive regular season game, a new Dolphins record. His 109 straight starts were tied with Jim Langer. The Patriots win the game, 14-12, giving New England the AFC East title. A win by the Dolphins would have made them AFC East champions, but instead they enter the playoffs as a Wild Card team where they must go on the road to face the Patriots the following week, a 17-3 Dolphins loss on December 28.

1998

- Jan. 24 Former Dolphins C Dwight Stephenson (1980-87) is among a group of five who are elected into the Pro Football Hall of Fame.
- Feb. 11 Dolphins Head Coach Jimmy Johnson announces changes to the team's coaching staff: Kippy Brown, the Dolphins' running backs coach for the last two years, is named as offensive coordinator, replacing Gary Stevens; Larry Seiple, formerly the club's wide receiver coach, handles the quarterback; Joel Collier, a defensive assistant since 1994, coaches the running backs; Robert Ford, tight ends coach with the Dallas Cowboys since 1991, takes over as Miami's wide receivers coach; and Randy Shannon, an assistant at the University of Miami (Fla.), serves as a defensive assistant on the staff.
- March 23 Jimmy Johnson signs a one-year contract extension to remain the Dolphins' general manager and head coach through the year 2000. Johnson originally signed a four-year contract with the club on January 21, 1996.
- Aug. 1 C Dwight Stephenson becomes the seventh former Dolphin to be enshrined into the Pro Football Hall of Fame in Canton, Ohio. He is inducted along with Anthony Muñoz, Mike Singletary, Tommy McDonald and Paul Krause.
- Nov. 29 In a 30-10 victory over the New Orleans Saints at Pro Player Stadium, quarterback Dan Marino throws three touchdown passes, all to O.J. McDuffie. The second one, a seven-yard strike in the fourth quarter, the 400th TD pass of Marino's career, the first QB in NFL history ever to reach that plateau.
- Dec. 21 The Dolphins record a 31-21 victory over the Denver Broncos at Pro Player Stadium in front of an ABC Monday Night Football audience. The win is Miami's 34th on Monday night, as they surpass Oakland as the winningest team in MNF history.
- Dec. 27 In a season-ending 38-16 loss to the Falcons in Atlanta, WR O.J. McDuffie catches five passes for 82 yards. His second reception of the afternoon, a 28-yard catch in the second quarter, is his 87th of the season, surpassing Mark Clayton (86 in 1988) as the Dolphins' single-season reception leader. McDuffie finishes the year with an NFL-high 90 receptions, the first Dolphin ever to lead the league in this category.

1999

- Jan. 2 The Dolphins defeat the Buffalo Bills, 24-17, in an AFC First-Round Playoff game at Pro Player Stadium. It represents Miami's first playoff win since December 31, 1994, when they posted a 27-17 victory over the Kansas City Chiefs in a First-Round contest at Pro Player Stadium.
- Jan. 14 Dave Wannstedt, head coach with the Chicago Bears from 1993-98, is named the Dolphins' assistant head coach.
- Jan. 21 Paul Boudreau is named offensive line coach.
- March 2 Eddie Jones signs a three-contract to remain as the team's president and chief operating officer.
- Sept. 13 The Dolphins defeat the two-time defending Super Bowl champion Denver Broncos, 38-21, in a season-opening Monday night game at Mile High Stadium. The win was the 300th during the regular season in Dolphins history.
- Oct. 10 The Dolphins set a franchise record by posting 25 fourth-quarter points, and in the process erase a pair of nine-point deficits to earn a 34-31 triumph over the Colts at the RCA Dome. QB Dan Marino throws a pair of touchdowns in the final period, including a 2-yard strike to Oronde Gadsden with 27 seconds to play, lifting Miami to victory. It marks the 35th time in Marino's career that he has led the Dolphins back from a fourth-quarter deficit for a win.
- Oct. 17 Dan Marino completes an 8-yard pass to Tony Martin in the first quarter against the New England Patriots at Foxboro Stadium. The completion, the first and only one of the game for Marino, puts him over the 60,000-yard passing plateau for his career, the only quarterback in NFL history to attain that mark. Marino leaves the game following the next series with a shoulder injury, forcing him to miss the next five contests. Damon Huard relieves Marino with the Dolphins trailing 7-0. After his first attempt is picked off and returned for a touchdown by Ty Law, Huard goes on to complete 24 of 42 passes for 240 yards with two touchdowns in leading the Dolphins to a 31-30 victory. The game-winning points occur on a 5-yard TD pass to Stanley Pritchett with 23 seconds remaining in the game. The Dolphins become the first team in NFL history to win back-to-back road games when trailing by seven or more points after the third quarter.

1999

- Dec. 5 Former WR Nat Moore becomes the 12th member of the Dolphin Honor Roll during halftime ceremonies against the Indianapolis Colts at Pro Player Stadium.
- Dec. 12 K Olindo Mare accounts for two field goals against the Jets at the Meadowlands. His first field goal of the game, a 24-yarder, was his 32nd of the season, breaking Pete Stoyanovich's club single-season records of 31, which Stoyanovich had set in 1991.
- Dec. 21 CB Sam Madison, K Olindo Mare and LB Zach Thomas are named to the AFC Pro Bowl squad, the first selection for all three. Madison becomes the first cornerback in team history to be voted to the Pro Bowl squad.
- Dec. 27 K Olindo Mare boots a 37-yard field goal against the Jets in a Monday night game at Pro Player Stadium. The field goal was his 38th of the season, as he became the NFL's single-season field goal leader, surpassing John Kasay, who had amassed 37 field goals with Carolina in 1996. Mare would finish the season with 39 field goals.

2000

- Jan. 9 The Dolphins defeat the Seattle Seahawks, 20-17, in an AFC First-Round Playoff game at the Kingdome, the final football game at the stadium. The win is Miami's first road playoff victory since they defeated the Pittsburgh Steelers in the 1972 AFC Championship Game at Three Rivers Stadium. QB Dan Marino completes 17 of 30 passes for 196 yards with one touchdown and no interceptions in the victory, in which he guides a late drive that leads to the game-winning touchdown with 4:48 remaining.
- Jan. 15 The Dolphins drop a 62-7 decision to the Jacksonville Jaguars in an AFC Divisional Playoff game at ALLTEL Stadium. The contest is the final one in the playing career of QB Dan Marino and coaching career of Jimmy Johnson.
- Jan. 16 Jimmy Johnson, the Dolphins' general manager/head coach since 1996, retires. Dave Wannstedt, the team's assistant head coach in 1999, is named head coach.
- Jan. 24 Jim Bates is named defensive coordinator, replacing George Hill. Clarence Brooks is named defensive line coach, replacing Cary Godette.
- Feb. 1 Chan Gailey, the head coach with the Dallas Cowboys from 1998-99, is named offensive coordinator. Randy Shannon, a defensive assistant with the Dolphins from 1998-99, is promoted to linebackers coach.
- Feb. 7 Mike Shula, the offensive coordinator with the Tampa Bay Buccaneers from 1996-99, re-joins the Dolphins as quarterbacks coach, replacing Larry Seiple. Shula previously had served as an assistant on Miami's coaching staff from 1991-92. Judd Garrett is named as an offensive assistant, and Robert Nunn is named as a defensive assistant.
- Feb. 10 QB Dan Marino, the Dolphins' first-round draft choice in 1983 and the NFL's all-time leading passer, voids the final two years of his contract, thus becoming a free agent.
- Mar. 13 Dan Marino announces his retirement from professional football.
- Apr. 14 The Dolphins unveil Dan Marino's permanent encased locker at the team's Nova Southeastern University training facility, the first of its kind in club history.
- May 3 The Dolphins name Rick Spielman as vice president-player personnel.
- June 12 Huizenga Holdings, Inc., the private company that represents many of the non-publicly traded business interests of the Huizenga family, announces that it retained the investment banking firm of Morgan Stanley Dean Whitter to explore strategic alternatives regarding the financial structure of the Miami Dolphins and Pro Player Stadium. Alternatives include the potential of additional investors in the team and the stadium, as well as naming rights for the stadium.
- Aug. 21 The portion of N.W. 199 Street in front of Pro Player Stadium is re-named "Dan Marino Boulevard." The new address for the Dolphins' home becomes 2269 Dan Marino Boulevard.
- Aug. 23 More than 50,000 fans show up at Pro Player Stadium for the public tribute to Dan Marino. The night's festivities include appearances by the five other members of the famed quarterback "Class of '83" – John Elway, Jim Kelly, Todd Blackledge, Tony Eason and Ken O'Brien – as well as former Dolphins Head Coach Don Shula and former Steelers quarterback Terry Bradshaw. The band "Hootie and the Blowfish" provide the musical entertainment, while the four-hour event concludes with a fireworks display.
- Sept. 3 Jay Fiedler opens at quarterback in the Dolphins' season-opener against Seattle at Pro Player Stadium. Fiedler is the first quarterback to start on opening day for the Dolphins other than Dan Marino since 1983. Fiedler completes 15 of 24 passes for 134 yards with one touchdown and no interceptions in the Dolphins' 23-0 win, the third shutout victory on opening day in franchise history and the first since 1983.
- Sept. 17 The Dolphins defeat the eventual Super Bowl champion Baltimore Ravens, 19-6, in a game that was played through a steady rain at Pro Player Stadium. At halftime of the game, former quarterback Dan Marino has his jersey No. 13 retired, the second Dolphin ever to receive that honor. He also becomes the 13th member of the Dolphin Honor Roll.
- Dec. 24 The Dolphins earn a 27-24 victory over the Patriots on Christmas Eve at Foxboro Stadium to claim the 12th AFC East title in club history and the first since 1994. Thirty-five minutes following the apparent conclusion of the game, both teams are summoned back onto the field after it is determined that three seconds still remain with the Patriots having the ball at their own 40. Michael Bishop's final pass attempt of the game falls incomplete at about the Dolphins' 25.
- Dec. 30 The Dolphins erase a 14-0 third-quarter deficit by scoring 23 of the next 26 points en route to a 23-17 overtime win against the Colts in an AFC First-Round Playoff game at Pro Player Stadium. It marks the second-largest comeback win in Dolphins postseason annals. The winning points are scored on a 17-yard run by running back Lamar Smith with 3:34 to play in the first overtime. It caps a day in which Smith set an NFL playoff record with 40 rushing attempts. His 209 rushing yards is the second-highest figure in NFL playoff history and the most-ever by a Dolphin (regular season or postseason) at the time.

2001

- Jan. 15 Keith Armstrong is named special teams coach and Tony Wise is hired as offensive line coach.
- Jan. 27 Former LB Nick Buoniconti, who anchored Miami's "No-Name" defense, leading the Dolphins to two straight Super Bowl victories, becomes the eighth former Dolphin to be elected into the Pro Football Hall of Fame, and the first defensive player.
- Feb. 2 Head Coach Dave Wannstedt signs a one-year contract extension through the 2003 season.
- Mar. 1 Bob Sanders is named linebackers coach, replacing Randy Shannon, who became the defensive coordinator at the University of Miami.
- May 9 Vice President of Player Personnel Rick Spielman signs a one-year contract extension through the 2003 season. In addition, Ron Labadie is promoted to director of college scouting, after serving as the Dolphins' Midwest scout since 1990. Tom Braatz, the team's director of college scouting since 1992, is named as a scout, and John Crea is named as the Dolphins' Midwest area scout.
- June 4 George Paton is named director of pro personnel.
- Aug. 4 Former LB Nick Buoniconti is inducted into the Pro Football Hall of Fame, the eighth Dolphin and first defensive player to earn that honor.
- Sept. 13 In the wake of the September 11 terrorist attacks, the NFL announces that it will cancel games for the weekend of September 16-17. The Dolphins game against the Buffalo Bills at Pro Player Stadium is rescheduled for Sunday, January 6.
- Dec. 10 The Dolphins earn a resounding 41-6 victory over the Indianapolis Colts on a Monday night at Pro Player Stadium, the last game that these two teams would play as AFC East opponents, prior to realignment in 2002. For the Dolphins, it is their 36th victory on Monday Night Football, as they surpass San Francisco as the winningest team in MNF history.
- Dec. 16 The Dolphins are handed a 21-0 shutout by the San Francisco 49ers at 3Com Park. Coupled with their 24-0 loss to the Jets at Pro Player Stadium on November 18, it marks just the third time in franchise history and the first time since 1970 that the Dolphins suffer two shutout losses in the same season.
- Dec. 22 Playing their third game in 13 days, the Dolphins drop a 20-13 decision to the New England Patriots in the last regular season game ever played at Foxboro Stadium.
- Dec. 30 With a 21-14 win over Atlanta at Pro Player Stadium, the Dolphins clinch their fifth playoff appearance in a row, as they become the only NFL team to reach the postseason in each of these five years, a span ranging from 1997-01.

2002

- Jan. 28 Bryan Wiedmeier is promoted to executive vice president and chief operating officer and Rick Spielman is promoted to senior vice president – football operations/player personnel.
- Feb. 5 The Dolphins name Norv Turner as their assistant head coach/offensive coordinator.
- Feb. 13 Head Coach Dave Wannstedt signs a one-year contract extension through the 2004 season.
- March 14 The Dolphins and WQAM Radio sign a new two-year contract for the station to continue to serve as the team's flagship through 2003.
- June 5 At the team's annual Kickoff Banquet, President Eddie Jones announces that former RB Larry Csonka will have his uniform jersey No. 39 retired during halftime ceremonies of the Dolphins' December 9 game against Chicago at Pro Player Stadium. Csonka will become the third player to receive this honor, joining QB Bob Griese (No. 12 on May 6, 1982) and QB Dan Marino (No. 13 on September 17, 2000).
- Sept. 8 The Dolphins record their 11th consecutive opening day victory with a 49-21 decision over the Detroit Lions at Pro Player Stadium. Making his Dolphins debut, RB Ricky Williams rushes for 111 yards and two touchdowns on 20 carries, the fifth-highest rushing total by a player in his initial appearance as a Dolphin.
- Sept. 22 The Dolphins snap an eight-game losing streak to the Jets with a convincing 30-3 win at Pro Player Stadium. The victory also marks the Dolphins' 17th straight at home during the regular season in the months of August/September. Ricky Williams rushes for 151 yards and a touchdown on 24 attempts, becoming the first player in team history to amass three straight 100-yard rushing games. Coupled with his 132-yard effort the previous week at Indianapolis, his two-game rushing total of 283 yards sets a new Dolphins record, surpassing the old mark of 273, which had been held by Bernie Parmalee since 1994. Williams will go on to break this two-game record three subsequent times during the course of the season.
- Oct. 13 In their first of four prime-time appearances of the year, the Dolphins register a 24-22 win over the Denver Broncos in their first-ever visit to INVESCO Field at Mile High. Jason Elam's 55-yard field goal with 45 seconds to play gives Denver a 22-21 lead. Olindo Mare counters with a 53-yarder with six seconds remaining to lift the Dolphins to the victory. It marks the first time in NFL history that a kicker from each team has accounted for a field goal of 50 yards or longer with less than a minute to play in a game.
- Nov. 24 Ricky Williams establishes a new club single-season standard with his sixth 100-yard rushing game of the season with a 143-yard, two-touchdown effort in a 30-3 victory over San Diego at Pro Player Stadium. He breaks the old mark of five, which was first set by Delvin Williams in 1978.
- Dec. 1 Ricky Williams further etches his name into the Dolphins' record book when he rushes for 228 yards and two touchdowns on 27 carries in a 38-21 loss to the Bills in Buffalo. This single-game total surpasses the previous record of 209 yards, set by Lamar Smith in a 2000 First-Round Playoff victory over Indianapolis. In the process, Williams also surpasses Delvin Williams' club single-season record of 1,258 yards, achieved in 1978. In addition, with Williams overtaking the 1,200-yard rushing mark, the conditional third-round draft choice in 2003 that the Dolphins sent to the Saints in the trade for Williams on March 8, now becomes a second-round pick.

2002

- Dec. 9 In a 27-9 victory over the Chicago Bears in a Monday night game at Pro Player Stadium, Ricky Williams becomes just the third player (fourth time) in NFL history to amass back-to-back 200-yard rushing games, as he runs for 216 yards and two touchdowns on 31 carries. He joins Hall of Famers O.J. Simpson (1973, 1976) and Earl Campbell (1980) as the only players to achieve this feat. His two-game rushing total of 444 yards is the fourth-most in NFL annals, while his 587 yards over the three-game span is third-most in league history. In the process, he breaks his own club record with his fourth consecutive 100-yard rushing performance. It also represents his fourth straight game with a pair of rushing scores. His total for the game gives him 1,500 yards for the season, as the second-round draft choice that the Saints get from the Dolphins as part of the trade now becomes a first-rounder in '03. At halftime of the game, former FB Larry Csonka has his jersey No. 39 retired, just the third Dolphin ever to receive that honor, joining QBs Bob Griese (No. 12) and Dan Marino (No. 13).
- Dec. 21 Jason Taylor is credited with 1.5 sacks as he ties Bill Stanfill's club single-season record for sacks with 18.5, during the game against the Vikings at the Hubert H. Humphrey Metrodome. Taylor also extends his streak of consecutive games with a sack to eight. That streak will come to an end in the season finale the following week as he is shut out by the Patriots. Taylor's sack total leads the NFL in 2002, as he becomes the first Dolphin ever to achieve that feat.
- Dec. 29 Ricky Williams rushes for 185 yards and two touchdowns on 31 attempts against the Patriots in Miami's first-ever visit to Gillette Stadium. His second score of the game occurs on a 14-yard run in the second quarter, his 16th rushing score of the season and establishes a new Dolphins single-season record for rushing touchdowns, surpassing the previous mark of 15 set by Karim Abdul-Jabbar in 1997. Williams also finishes the year as the team's single-season leader for rushing yards (1,853), attempts (383), 100-yard rushing games (10) and total yards from scrimmage (2,216). His rushing yardage total also leads the NFL in 2002, as he becomes the first Dolphin ever to earn that distinction.

2003

- Feb. 2 Ricky Williams rushes for 56 yards and two touchdowns on 11 attempts, catches three passes for 18 yards while also forcing a fumble on special teams in the AFC's 45-20 victory over the NFC in the Pro Bowl in Honolulu. For his efforts, Williams is named the game's MVP, just the second Dolphin ever to win that honor, joining K Garo Yepremian who came away with the award in the 1974 game.
- Feb. 13 The Dolphins name Glenn Pires as assistant defensive line coach.
- May 2 Tom Braatz, a veteran of 38 seasons as an NFL front office executive, announces his retirement. Chris Grier, the team's southeast college scout the past three years, is promoted to national scout.
- May 9 QBs Coach Mike Shula, who played quarterback at the University of Alabama from 1983-86, is introduced as the school's head coach.
- Oct. 27 The Dolphins record a 26-10 victory over the San Diego Chargers in a Monday night game at Sun Devil Stadium in Tempe, Arizona. The game originally was scheduled to be played at Qualcomm Stadium in San Diego, but is moved because of wildfires that devastate Southern California. After arriving in San Diego Sunday evening, the Dolphins board a flight to Phoenix the morning of the game, at approximately 11:00 a.m. (PT).
- Nov. 23 In a Sunday night game against Washington at Pro Player Stadium, the Dolphins don orange jerseys in a 24-23 win over Washington. It is the first time in franchise history that the Dolphins have worn a jersey color other than white or aqua.
- Nov. 27 The Dolphins improve their Thanksgiving Day record to 4-1 with a 40-21 victory over the Dallas Cowboys at Texas Stadium. The Dolphins wear their "throwback" jerseys, commemorating the 30th anniversary of the 1973 team that captured the club's second straight Super Bowl title.
- Dec. 15 At halftime ceremonies against the Philadelphia Eagles at Pro Player Stadium, former wide receivers Mark Duper and Mark Clayton become the 14th and 15th members of the Dolphins Honor Roll.
- Dec. 21 In a 20-3 win over the Buffalo Bills at Ralph Wilson Stadium, DE Jason Taylor registers three sacks, and in the process becomes the Dolphins' all-time sack leader, surpassing Bill Stanfill, whose mark of 67.5 had stood since 1976.
- Dec. 29 Chairman of the Board and Managing General Partner H. Wayne Huizenga announces that the Dolphins will restructure their football operations for the 2004 season, including the search for a general manager who will be responsible for all personnel matters on both the professional and college levels, as well as the makeup of the Dolphins roster. Head Coach Dave Wannstedt is given a two-year contract extension through the 2006 season.

2004

- Jan. 12 Rick Spielman is promoted to general manager from senior vice president-football operations/player personnel, a position in which he had served since 2002. He first joined the club as vice president-player personnel since 2000. In addition, Dan Marino is named senior vice president/football operations.
- Jan. 26 Joel Collier is promoted to offensive coordinator from running backs coach. He takes over the spot which became vacant when Norv Turner was named head coach with the Oakland Raiders. Marc Trestman is named assistant head coach/quarterbacks. Miami native Jerry Sullivan is appointed wide receivers coach.
- Feb. 2 Bernie Parmalee is promoted to running backs coach from assistant special teams/offensive assistant, while Chris Foerster is named tight ends coach after handling that same position with the Indianapolis Colts each of the previous two seasons.
- Feb. 3 Dan Marino resigns as senior vice president/football operations, saying, "I knew it would involve a significant lifestyle change but after further reflection, it became clear that those adjustments were ones that my family and I are not prepared to make at this time. As a result, I have decided that it would not be in the best interests of either my family or the Miami Dolphins to assume the role as the team's senior vice president of football operations."

2004

- May 10 Head Coach Dave Wannstedt announces several adjustments to the coaching staff for the 2004 season. Chris Foerster, who was hired earlier in the offseason to coach the team's tight ends, was named offensive coordinator. Joel Collier will return to coaching the running backs, a position that he had held since 1998. Bernie Parmalee, who had been named running backs coach in the offseason following two years as an offensive assistant, will tutor the Dolphins' tight ends. These changes were necessitated because of health-related reasons on the part of Collier.
- July 25 RB Ricky Williams informs the Miami Herald of his intention of retiring from professional football.
- July 30 On the day the Dolphins report for the 39th training camp in franchise history, the club places Ricky Williams on its Reserve/Did Not Report list.
- Sept. 9 Because of the threat of Hurricane Ivan, the Dolphins regular season opener against Tennessee is moved up one day, from September 12 to September 11, at Pro Player Stadium.
- Sept. 26 Kickoff for the Dolphins-Steelers game at Pro Player Stadium is moved from 1 p.m. to 8:30 p.m., one day after South Florida feels the effects of Hurricane Jeanne.
- Oct. 10 K Olindo Mare aggravates a calf injury during pre-game warm-ups prior to a game against New England at Gillette Stadium. It thrusts return man Wes Welker into kicking duties. Not only did Welker perform his usual punt and kickoff return chores, but he also converted both a 29-yard field goal attempt and a PAT, and kicked off as well, becoming the first player in NFL history to do all five in the same game. Although the Dolphins lost, 24-10, Welker was named AFC Special Teams Player of the Week.
- Nov. 9 Dave Wannstedt steps aside as head coach. Defensive Coordinator Jim Bates takes over on an interim basis.
- Nov. 21 In Jim Bates' first game as head coach, the Dolphins suffer a 24-17 loss at Seattle, dropping their record to 1-9, clinching the franchise's first losing season since 1988.
- Nov. 28 After spending the entire week in San Francisco preparing for their game against the 49ers, the Dolphins give Jim Bates his first win as an NFL head coach by virtue of their 24-17 victory at Monster Park.
- Dec. 25 While in Orlando, Fla., preparing for his team's Capital One Bowl game against Iowa, LSU Head Coach Nick Saban announces that he will accept an offer to become the sixth head coach in Dolphins history.
- Dec. 27 Nick Saban signs a five-year contract to become head coach of the Dolphins.

2005

- Jan. 10 Chairman of the Board and Managing General Partner H. Wayne Huizenga announces major organizational and stadium changes through the creation of an innovative sports and entertainment company, Dolphins Enterprises, LLC. This company now will serve as an umbrella for all of the Huizenga sports and entertainment entities. In addition, Pro Player Stadium is re-named Dolphins Stadium. Improvements to the stadium include a remodeled club level and luxury suites, improved traffic flow, additional parking and state-of-art scoreboards.
- Jan. 10 Derek Dooley, Will Muschamp and Bobby Williams, all of whom were on Nick Saban's staff at LSU in 2004, are named as assistants on the Dolphins' staff. Scott O'Brien, the special teams coach with Carolina the past six seasons, is named coordinator of football operations. Jim Bates informs Nick Saban that he will not be returning to the Dolphins' coaching staff in 2005.
- Jan. 13 Former Dallas Cowboys and NFL executive Joe Bailey is named chief executive officer of Dolphins Enterprises, LLC.
- Jan. 19 Former Minnesota Vikings Offensive Coordinator Scott Linehan is named to the same post with the Dolphins. George Edwards, Travis Jones and Dan Quinn all are named assistants on the defensive side of the ball.
- Jan. 25 Charlie Baggett is named wide receivers coach and Hudson Houck is named offensive line coach.
- Feb. 2 Jason Garrett, who concluded his 12-year career as a player by spending the final six games of 2004 with the Dolphins, is named the team's quarterbacks coach.
- Feb. 5 In his first year of eligibility, former QB Dan Marino is one of four elected into the Pro Football Hall of Fame, becoming the ninth former Dolphin to earn this honor.
- Feb. 14 Tim Davis is named assistant offensive line coach and Bert Hill is named associate strength coach.
- March 1 Richard Smith is named defensive coordinator. In addition, Dolphins Head Coach Nick Saban announces the assignments of several coaches who had previously been hired to the staff; Derek Dooley-tight ends, George Edwards-linebackers, Travis Jones-assistant defensive line, Will Muschamp-assistant head coach/defense, Dan Quinn-defensive line, Bobby Williams-running backs. Among his responsibilities, Muschamp will work with the team's safeties and the nickel package.
- March 15 The Dolphins enter into a multi-year partnership with 790 The Ticket, in which the station will serve as the team's flagship through at least the 2006 season.
- June 3 General Manager Rick Spielman announces that he is leaving the organization.
- June 6 The Dolphins announce the hiring of Randy Mueller as general manager.
- June 8 At the team's annual Awards Banquet, it is announced that the Leadership Award is renamed the "Don Shula Leadership Award." In addition, former team President Eddie Jones is named the first winner of the new "Winning Edge Award."
- June 9 Former T Richmond Webb signs a one-day contract with the team, allowing him to retire as a Dolphin.
- July 14 Former WR Nat Moore is added to the Dolphins radio broadcast team on 790 The Ticket as the sideline reporter. He joins fellow former Dolphins Jimmy Cefalo (play-by-play) and Joe Rose (analyst), as the Dolphins become the only NFL team to have three alumni on their game broadcasts.
- Aug. 7 QB Dan Marino becomes the ninth former Dolphin and eighth player to be inducted into the Pro Football Hall of Game in Canton. More than 20,000 – most of whom are Marino fans – pack Fawcett Stadium. Dolphins Chairman of the Board and Managing General Partner H. Wayne Huizenga flies team employees and their families to Canton for the ceremonies.
- Oct. 6 Dolphins Stadium is awarded Super Bowl XLIV following the 2009 season, the second time in a matter of four years and the 10th time overall that the Super Bowl will have been staged in South Florida.
- Oct. 7 The Dolphins announce that the busts of their nine Hall of Famers will be on display at Dolphins Stadium from October 22-29 as part of the newly created "Gallery of Legends."

2005

- Oct. 20 The impending arrival of Hurricane Wilma forces the Dolphins to move their Sunday, October 23 home against the Kansas City Chiefs up two days to Friday, October 21 at 7:00 p.m. It is the third time in two years that the Dolphins have had either the date or time of a home game altered because of a hurricane. The opening of the "Gallery of Legends," slated for October 22, also is postponed.
- Nov. 2 The "Gallery of Legends" makes its public debut at Dolphins Stadium.
- Nov. 6 At halftime of the Dolphins' game against the Atlanta Falcons at Dolphins Stadium, Dan Marino is presented with his Hall of Fame ring, an event that originally was scheduled to take place at the October 23 game against Kansas City, but postponed because of Hurricane Wilma.
- Dec. 4 Trailing the Buffalo Bills 21-0 in the second quarter, the Dolphins go on to score 24 of the game's next 26 points, including 21 in the fourth quarter, as they register the second-largest comeback win in team history, 24-23. Chris Chambers highlights the victory as he sets Dolphins single-game records for both receptions (15) and receiving yards (238).
- Dec. 11 The Dolphins earn a 23-21 victory over the San Diego Chargers at Qualcomm Stadium. It marks Miami's second win on the West Coast in a matter of three weeks, as they recorded a 33-21 victory over the Raiders in Oakland on November 27. It is the first time in team history that they have won two road games in the Pacific Time Zone in the same season.
- Dec. 21 WR Chris Chambers, DE Jason Taylor and LB Zach Thomas are named to the AFC Pro Bowl squad. For Thomas, it is the sixth selection of his career, the most of any defender in Dolphins history.

2006

- Jan. 10 Bryan Wiedmeier is elevated to President/COO of the Miami Dolphins. Wiedmeier had served the club since 1981, including the last four years as executive vice president/COO.
- Jan. 22 Former Buffalo Bills Head Coach Mike Mularkey is named offensive coordinator, taking over for Scott Linehan, who after just one year in his post with the Dolphins, was named head coach with the St. Louis Rams.
- Jan. 24 Former Carolina Panthers and Houston Texans Head Coach Dom Capers joins the Dolphins staff as a special assistant to Head Coach Nick Saban.
- Apr. 8 In conjunction with Season Ticket Holder Appreciation Day, Dolphins Enterprises CEO Joe Bailey announces a major repositioning of Dolphins Stadium. Anchored by the unveiling of a new stadium logo and the world's largest hi-definition video boards, the announcement included renaming the stadium "Dolphin Stadium" and a marketing strategy that will position the stadium to be one of the world's leading sports and entertainment facilities.
- Apr. 25 The NFL announces that RB Ricky Williams will be suspended for at least one year for violating the league's substance abuse policy.
- Nov. 19 Jason Taylor scores on a 51-yard interception return to lead the Dolphins to a 24-20 win over the Minnesota Vikings at Dolphin Stadium. Taylor's touchdown is the seventh of his career, which ties George Martin's NFL record for most career touchdowns by a defensive lineman. Taylor's interception return for a score, coupled with safety Renaldo Hill's 48-yard fumble return for a touchdown, marks just the second time in franchise history that the Dolphins have had a fumble return for a touchdown and an interception return for a touchdown in the same game.
- Dec. 3 Former S Dick Anderson becomes the 16th member of the Dolphin Honor Roll during halftime ceremonies of the game against Jacksonville at Dolphin Stadium.
- Dec. 19 LB Zach Thomas and DE Jason Taylor are named to the AFC Pro Bowl squad. For Thomas, it is the seventh such honor of his career, tying him with Richmond Webb for the second-most selections in franchise history.
- Dec. 25 At halftime ceremonies of the Jets game at Dolphin Stadium, former T Richmond Webb becomes the 17th member of the Dolphin Honor Roll.

2007

- Jan. 3 Head Coach Nick Saban resigns his post with the Dolphins after accepting the same position at University of Alabama.
- Jan. 5 DE Jason Taylor is named the Associated Press Defensive Player of the Year, becoming the third Dolphin to earn that honor, joining safety Dick Anderson (1973) and defensive end Doug Betters (1983).
- Jan. 19 Cam Cameron, the offensive coordinator with the San Diego Chargers since 2002, is named the seventh head coach in Dolphins history.
- Feb. 2 At an international press conference at the Miami Beach Convention Center, it is announced that the Dolphins will take part in the first-ever NFL regular season game to be staged outside of North America, as they will face the New York Giants on October 28, 2007 at London's Wembley Stadium.
- Mar. 16 Dennis Sym, more commonly known to Dolphins Fans as "Dolfan Denny" dies at the age of 72. Sym led Miami crowds in cheers and chants in his glittering orange and aqua hat from the Dolphins' first game in 1966, starting in the stands. In 1976, then team Chairman of the Board and Managing General Partner Joe Robbie asked Denny to move down to the field as the team's official motivator. Sym retired in 2000.
- Apr. 23 WQAM Radio enters into an agreement with the Dolphins to air Dolphins games once again, starting in 2007 and running through at least 2009.
- Oct. 7 Jason Taylor starts his 119th straight game in a matchup against the Texans at Houston's Reliant Stadium, setting a new Dolphins record, one that was formerly held by Richmond Webb.
- Oct. 21 In a 49-28 loss to the New England Patriots at Dolphin Stadium, Jason Taylor intercepts a Matt Cassel pass and returns it 36 yards for a TD, giving him eight career touchdowns. In the process, he sets an NFL record for most career touchdowns by a defensive lineman. He had been tied with former New York Giant George Martin.
- Dec. 16 Three plays after Matt Stover misses a 44-yard field goal attempt on the first possession of overtime, Cleo Lemon hits Greg Camarillo, who outraces a Ravens secondary for a 64-yard touchdown, as the Dolphins record a 22-16 victory over Baltimore at Dolphin Stadium, their lone win of 2007. At halftime of the game, the Dolphins honor their 1972 Perfect Season Team, who are celebrating its 35th anniversary of having gone 17-0.

2007

- Dec. 20 Bill Parcells, a head coach in the NFL for 19 years, most recently with Dallas in 2006 and whose teams reached the Super Bowl three times, including a pair of championships, is named the Dolphins' executive vice president of football operations.
- Dec. 23 Jason Taylor plays in his 129th straight league game in a contest against the Patriots at Foxborough Stadium, establishing a new Dolphins record, one that was formerly held by Jim Langer.
- Dec. 31 It is announced that General Manager Randy Mueller will be leaving the club.

2008

- Jan. 2 Jeff Ireland, a member of the Dallas Cowboys personnel department since 2001, including the past three seasons as vice president of college scouting, is named general manager.
- Jan. 3 Head Coach Cam Cameron and all but two members of his staff (George Edwards, Steve Hoffman) are released from their duties.
- Jan. 16 Tony Sparano, a veteran of nine seasons as an NFL assistant, including the past four with the Dallas Cowboys, is named the eighth head coach in Dolphins history.
- Feb. 3 Just prior to kickoff of Super Bowl XLII between the Patriots and Giants at University of Phoenix Stadium, Jason Taylor is named the Walter Payton NFL Man of the Year for his work off the field. He becomes the third player to win this prestigious award as a Dolphin, joining a pair of Hall of Famers in Dwight Stephenson (1985) and Dan Marino (1998).
- Feb. 22 Chairman of the Board and Managing General Partner Wayne Huizenga announces that Stephen M. Ross of New York and Palm Beach has become a 50 percent partner in the franchise, the stadium and the surrounding developable land. The transaction is contingent upon approval of the National Football League.
- March 31 At the NFL Annual Meeting in Palm Beach, Fla., the league unanimously approves the sale of 50 percent of the Miami Dolphins to Stephen M. Ross.
- Apr. 22 Owning the No. 1 pick in the NFL Draft for the first time in team history, the Dolphins sign University of Michigan T Jake Long to a multi-year contract, making him the top pick in the draft, four days before the first day of the draft (April 26).
- Sept. 21 The Dolphins defeat the New England Patriots, 38-13, at Gillette Stadium, snapping the Patriots' 19-game regular season winning streak. In the game, the Dolphins unveil their Wildcat offense, which produces four touchdowns, each of which involves Ronnie Brown. They include three rushing scores while Brown also throws a touchdown. Brown racks up four rushing scores overall on the afternoon, a new Dolphins record.
- Dec. 7 The Dolphins and Bills take part in the NFL's first-ever regular season game staged in Canada as the Dolphins record a 16-3 victory at the Rogers Centre in Toronto.
- Dec. 14 At halftime of a 14-9 win over San Francisco at Dolphin Stadium, Bob Baumhower and Doug Betters become the 18th and 19th members of the Dolphin Honor Roll during halftime ceremonies.
- Dec. 21 The Dolphins rack up 403 yards of total offense en route to a 38-31 victory over Kansas City at Arrowhead Stadium. It's a game in which the lead changes hands seven times. The mercury at kickoff read 10 degrees, making it the coldest game in Dolphins history. With a wind chill, the temperature is minus-12 degrees.
- Dec. 28 The Dolphins cap a 10-game turnaround from 2007 with a 24-17 victory over the Jets at the Meadowlands, giving the Dolphins a record of 11-5 and the AFC East title, just one year after finishing 1-15. The 10-game improvement ties the 1999 Indianapolis Colts for the largest in NFL history.
- Dec. 30 The National Football League announces that Dolphin Stadium will host the Pro Bowl on January 31, 2010, one week prior to also hosting Super Bowl XLIV. It will be the first time the game is played prior to a Super Bowl and only the second Pro Bowl played in the same city as the Super Bowl. The Los Angeles Coliseum hosted the first Super Bowl on January 15, 1967 as well as that year's Pro Bowl.

2009

- Jan. 15 Dave DeGuglielmo is named offensive line coach.
- Jan. 20 Wayne Huizenga and Stephen M. Ross jointly announce that Ross has closed on the purchase of an additional 45 percent of the Miami Dolphins and Dolphin Stadium. Coupled with his earlier purchase of 50 percent of the franchise, the stadium, and the excess developable land last Feb. 22, Ross now has 95-percent controlling-interest of the Dolphins and the stadium while Huizenga will retain a five-percent share of both and remains a 50 percent partner in that land.
- Jan. 20 Rookie T Jake Long is added to the AFC Pro Bowl squad. He becomes just the fourth No. 1 overall pick in the draft to earn this honor since 1970, and the first one who was not a running back.
- Feb. 21 Darren Rizzi is named assistant special teams coach.
- May 3 Mike Dee is named as chief executive officer of the Miami Dolphins and Dolphin Stadium by Dolphins Chairman of the Board and Managing General Partner Stephen M. Ross.
- May 8 Chairman of the Board and Managing General Partner of the Miami Dolphins, Stephen M. Ross, and celebrated singer songwriter Jimmy Buffett announce that Dolphin Stadium will be renamed Land Shark Stadium. The unique branding brings Buffett's Margaritaville and Land Shark themes to enhance the game-day experience. To mark the announcement, Buffett performs three songs and unveils the new lyrics to his iconic song "FINS", written expressly for the team.
- June 25 Stephen M. Ross, Chairman of the Board and Managing General Partner of the Miami Dolphins, announces that 19-time Grammy Award-winning producer Emilio Estefan and international superstar Gloria Estefan are joining the organization as limited partners of the franchise. The Estefans are the first Cuban-Americans to hold a stake in an NFL franchise and one of the few Hispanics league-wide to hold this unique distinction.
- July 21 Chairman of the Board and Managing General Partner of the Miami Dolphins, Stephen M. Ross announces that Grammy Award-winning singer/songwriter Marc Anthony is joining the organization as a limited partner of the franchise.

2009

Aug. 7	Miami Dolphins Chairman of the Board and Managing General Partner Stephen Ross announces that world-renowned artist Romero Britto will bring Land Shark Stadium alive through his iconic art. The stadium's helixes and gate entrances will be adorned by Britto's high-energy and vibrant art, adding life and a touch of South Florida to the venue. In connection with the Dolphins celebration of Hispanic Heritage Month, children from various community organizations under the Brazilian artist's direction help paint the helixes with Britto's pulsating colors and pop themes.
Aug. 25	Chairman of the Board and Managing General Partner of the Miami Dolphins, Stephen M. Ross announces that Venus and Serena Williams, who have 18 Grand Slam tennis singles titles combined and are residents of Palm Beach Gardens, are joining the organization as limited partners of the franchise. The Williams sisters are the first female African-Americans to hold a stake in an NFL franchise and one of the few African-Americans league-wide to hold this unique distinction.
Sept. 21	The Dolphins open the 2009 home schedule with a prime time Monday night ESPN contest against the Indianapolis Colts, marking the team's first prime time home opener since a Thursday night against the Pittsburgh Steelers on September 10, 1981 and the first home opener on Monday night since September 22, 1975 against the Oakland Raiders.
Oct. 12	For the third time in team history (all in home prime time games), the Dolphins wear orange jerseys and defeat the New York Jets, 31-27, at Land Shark Stadium in a Monday Night contest. The win gives the Dolphins a perfect 3-0 record in those contests, having defeated Washington, 24-23, on Nov. 23, 2008, and the New England Patriots, 29-28, on Dec. 20, 2004.
Oct. 13	The National Football League approves Stacy Ann Ferguson as a proposed limited partner of the franchise during the NFL Fall Meetings that were held in Boston. Ferguson, who is better known by the stage name "Fergie", the female vocalist of the hip hop/pop group the Black Eyed Peas, is the sixth celebrity partner approved by the NFL and added to the franchise by Chairman of the Board and Managing General Partner Stephen M. Ross.
Nov. 1	In the Dolphins' 30-25 victory over the New York Jets at Giants Stadium, Ted Ginn, Jr. becomes the first player in NFL history with two touchdowns of 100 yards or more in the same game, running kickoffs back 100 and 101 yards for touchdowns, both in the third quarter. The third-year veteran also becomes the eighth player in NFL history with two kick return touchdowns in a game. Additionally, Ginn becomes the first player to record two returns for touchdowns in the same quarter since Green Bay's Travis Williams accomplished the feat November 12, 1967 vs. the Cleveland Browns in Milwaukee County Stadium. Ginn also records the second most kickoff return yards in a game in NFL history with 299 yards, which is second to Tyrone Hughes of the New Orleans Saints who registered 304 yards against the L.A. Rams on October 23, 1994.
Dec. 20	Ricky Williams has 19 carries for 80 yards at Tennessee, eclipsing the 1,000-yard mark for the season. Williams finishes the season with 1,121 rushing yards and breaks the NFL record for longest span between 1,000-yard seasons. Williams' last 1,000-yard season came in 2003, six seasons earlier. He finished second to Ernest Byner by 98 yards for the most yards in a single season between 1,000 yard rushing seasons.

2010

Jan. 19	Bill Sheridan is named linebackers coach.
Jan. 20	Mike Nolan is named defensive coordinator, replacing Paul Pasqualoni.
Jan. 20	The Miami Dolphins and the U.S. division of Sun Life Financial Inc. (NYSE: SLF, TSX: SLF) announce a multi-dimensional partnership that results in the team playing in what is now called "Sun Life Stadium."
Jan. 31	The Miami Dolphins unveil the "Perfect Moment in Time" statue in honor of Hall of Fame Coach Don Shula. The bronze statue adorns the entrance of the new Dolphins corporate headquarters at Sun Life Stadium, marking the return of the Dolphins front office to Miami-Dade County after 16 years. In addition, the stadium address is announced as 347 Don Shula Drive in honor of the head coach's career victory total.
Jan. 31	The 2010 Pro Bowl, the first contested prior to the Super Bowl and only the second Pro Bowl played in the same city as the Super Bowl, is staged at Sun Life Stadium. Houston Texans QB Matt Schaub is named the games' MVP while leading the AFC to a 41-34 win.
Feb. 24	Joe Danna is named assistant defensive backs coach.
Mar. 1	The Dolphins announce a six-year radio broadcast rights partnership with Clear Channel Communications that results in WBGW (105.9 FM) and WINZ (940 AM) becoming the Dolphins flagship stations.
May 20	In an emotional press conference, Zach Thomas announces his retirement after signing a free agent contract with the Dolphins. It allows him to finish his career with the team that he played for in his first 12 seasons in the league (1996-2007), making seven Pro Bowls and registering 100 or more tackles in all but one season in that span.
Oct. 5	Darren Rizzi is promoted to special teams coach. He had served as the team's assistant special teams coach since 2009.
Oct. 19	The Dolphins break their own record for the largest total for a single-site, one-day blood drive in Florida history during the Second Annual Touchdown for Life Blood Drive at Sun Life Stadium. A record 1,567 participants registered, exceeding last year's record in which there were 1,003 blood donors.
Nov. 14	The Miami Dolphins honor long-time Miami Herald columnist Edwin Pope by naming the press box at Sun Life Stadium the "Edwin Pope Press Box."
Nov. 18	During halftime ceremonies of the team's game against the Chicago Bears, former Dolphins S Jake Scott and defensive end Bill Stanfill become the 20th and 21st members to be inducted into the Dolphins Honor Roll. The pair were also teammates at the University of Georgia prior to joining the Dolphins.
Nov. 20-21	More than 400 cyclists take part throughout two days of the inaugural Dolphins Cycling Challenge. DCC riders cycle across three South Florida counties and raised \$533,106 to support cancer research and treatment for the Sylvester Comprehensive Cancer Center.
Dec. 5	Dan Carpenter kicks a 60-yard field goal against the Cleveland Browns at Sun Life Stadium, which breaks the record for longest field goal in team history. The record had been set by Pete Stoyanovich who booted a 59-yard kick on November 12, 1989 at the New York Jets.

2011

- Jan. 2 With six carries at New England, Ricky Williams sets the team record for most career rushing attempts with 1,509. Williams passes Hall of Famer Larry Csonka, who held the record with 1,506 attempts.
- Jan. 8 Head Coach Tony Sparano signs a contract extension through the end of 2013 season.
- Jan. 19 Brian Daboll is named offensive coordinator.
- Jan. 20 The Dolphins name Jeff Nixon as running backs coach and Darren Krein as head strength and conditioning coach.
- Jan. 22 General Manager Jeff Ireland signs a multi-year contract extension.
- Jan. 24 Dan Campbell is named tight ends coach. Campbell originally joined the staff prior to the 2010 season, serving as a coaching intern/offense.
- Jan. 26 The Dolphins announce several changes to their coaching staff. Special teams coach Darren Rizzi is promoted to special teams coordinator, Karl Dorrell is now the quarterback coach after directing the team's wide receivers, former offensive quality control coach Steve Bush is now the wide receivers coach, Dave Fipp is named as the assistant special teams coach, Tony Sparano, Jr. is named offensive quality control coach and Ike Hilliard joins the team as assistant wide receivers coach.
- Feb. 21 Former Dolphins Pro Bowl linebacker Bryan Cox returns to the organization as the team's pass rush coach.
- May 4 A public memorial service to celebrate the life and achievements of former Dolphins tight end and long-time broadcaster Jim "Mad Dog" Mandich, who passed away on April 26 after a battle with bile-duct cancer, is held in front of a crowd of several thousand fans at Sun Life Stadium. At the celebration it is announced that Mandich will be inducted to the Dolphin Honor Roll as a "Special Contributor."
- Aug. 1 Jason Taylor re-signs with the Dolphins for the third stint with the team. A veteran of 15 seasons, the former NFL Defensive Player of the Year (2006) and NFL Man of the Year (2007) has played with Miami (1997-2007, 2009), Washington (2008) and the N.Y. Jets (2010).
- Aug. 19 Hall of Fame QB Bob Griese is added to the Dolphins radio booth, replacing Jim Mandich, who had passed away earlier that year in April. Griese rounds out the radio broadcast crew of play-by-play voice Jimmy Cefalo and color analyst Joe Rose.
- Sept. 12 Hours before the season opener against the Patriots, Dolphins Chairman of the Board and Managing General Partner Steve Ross is accompanied by Tim Robbie and Hall-of-Famers Dan Marino, Bob Griese, Larry Little and Dwight Stephenson as he re-dedicates a statue of team founder Joe Robbie on the newly named Joe Robbie Alumni Plaza, located at Gate C of Sun Life Stadium. The plaza will be the place where Dolphins legends from the player side and the fan side will be honored going forward.
- Dec. 4 A little more than an hour before the Dolphins and Raiders game at Sun Life Stadium, original Chairman of the Board and Managing General Partner Joe Robbie and nine Dolphins legends took their place on the newly minted Walk of Fame. The shrine surrounds a statue of the late Robbie as the centerpiece of the Joe Robbie Alumni Plaza. Hall-of-Famers Don Shula, Dan Marino, Bob Griese, Nick Buoniconti, Jim Langer, Larry Little, Larry Csonka and Dwight Stephenson and Paul Warfield joined Robbie in having their names immortalized in bronze. At halftime, former Dolphins TE and broadcaster Jim Mandich became the 22nd member of the Dolphin Honor Roll.
- Dec. 12 Todd Bowles, who had served as Miami's assistant head coach/secondary since joining the organization prior to the 2008 season, is named as the team's interim head coach, replacing Tony Sparano.
- Dec. 18 Reggie Bush gains a career high 203 rushing yards in Miami's 30-23 win. The performance marks the fourth time in team history that a Dolphins running back surpasses the 200-yard rushing mark, joining Ricky Williams (228 yards at Buffalo on December 1, 2002 and 216 yards vs. Chicago on December 9, 2002) and Lamar Smith (209 yards vs. Indianapolis in an AFC Playoff contest on December 30, 2000).
- Dec. 24 Reggie Bush tops the 100-yard rushing mark for the fourth consecutive game with 113 yards at the Patriots and surpasses the 1,000-yard rushing mark. It marks the 12th time in team history that a Dolphins runner has posted a 1,000-yard rushing season. In the game, Bush and WR Brandon Marshall become first 1,000-yard rushing and receiving tandem in a single season in franchise history.

2012

- Jan. 1 Jason Taylor is carried off the field by his teammates in the final game of his record-setting career following Miami's 19-17 season-ending victory over the New York Jets. Taylor, who announced his retirement on December 28, 2011, finishes his career with 139.5 sacks (sixth-most in NFL history), an NFL-record six fumble returns for touchdowns and six Pro Bowl appearances. The win is the 400th regular season triumph in Dolphins history.
- Jan. 20 Joe Philbin is named as the 10th head coach in Miami Dolphins team history. Philbin joins Miami from the Green Bay Packers, where he originally joined the team on February 10, 2003 as assistant offensive line coach. He was promoted to tight ends/assistant offensive line on February 27, 2004 and was promoted by Head Coach Mike McCarthy to offensive line coach on January 17, 2006, and to offensive coordinator on January 15, 2007.
- Jan. 27 Mike Sherman is named as offensive coordinator and Kevin Coyle joins the organization as defensive coordinator.
- Jan. 29 Brandon Marshall catches six passes for 176 yards and four touchdowns in the Pro Bowl and is named as the game's MVP following a 59-41 AFC victory. Marshall joins K Garo Yepremian (1974) and RB Ricky Williams (2003) as the only Dolphins to be named as the MVP of the NFL's annual all-star game.
- Jan. 30 George Edwards is named as Miami's linebackers coach and Zac Taylor as assistant quarterbacks coach. The team also announces that tight ends coach Dan Campbell, strength coach Darren Krein and special teams coordinator Darren Rizzi have been retained on Head Coach Joe Philbin's staff.
- Feb. 2 Jim Turner is named as team's offensive line coach. The Dolphins also announce that Defensive Quality Control coach David Corrao, Assistant Special Teams Coordinator Dave Fipp, Assistant Strength Coach Dave Puloka and Defensive Line Coach Kacy Rodgers have been retained on the coaching staff.
- Feb. 4 The Dolphins name Lou Anarumo as defensive backs coach, Phil McGeoghan as assistant wide receivers coach and Ken O'Keefe as the wide receivers coach.

2012

Feb. 10	Coach Joe Philbin completes his coaching staff by naming Blue Adams as assistant defensive backs coach, Charlie Bullen as defensive assistant, Ben Johnson as offensive assistant, Chris Mosley as assistant offensive line coach and announcing that Running Backs Coach Jeff Nixon has been retained.
April 3	The Miami Dolphins, Nike and the NFL reveal the team's new jersey at a special event in New York City. The primary change to the Dolphins uniform is performance-based with a new uniform material as well as cut of the jersey. The most noticeable design change is the "flywire technology" on the collar.
May 29	Head Coach Joe Philbin announces that the Dolphins will participate in the 2012 season of Hard Knocks, a reality sports documentary television series produced by NFL Films and HBO. The show follows a single NFL team through its training camp and covers the team's preparation for the upcoming football season.
June 28	Director of Player Personnel Brian Gaine is promoted to assistant general manager.
Aug. 8	The Dolphins announce a comprehensive marketing and community partnership agreement with Doctors Hospital Center for Orthopedics & Sports Medicine, a division of Baptist Health South Florida. The partnership includes the naming rights to the team's training facility in Davie, Florida with the complex now officially known as the Doctors Hospital Training Facility at Nova Southeastern University.
Aug. 10	Senior Vice President of Football Operations Dawn Aponte is promoted to executive vice president of football administration.
Sept. 9	Ryan Tannehill becomes the first rookie QB in franchise history to start a season opener when he lines up behind center at the Texans. Tannehill would go on to start all 16 regular season games and become the first rookie signal caller to accomplish that feat as well.
Sept. 30	WR Brian Hartline sets a team record with 253 receiving yards in Miami's game at the Cardinals. Hartline's receiving yardage total surpasses the previous record of 238 yards set by Chris Chambers on December 4, 2005. In addition, QB Ryan Tannehill's throws for 431 passing yards which are the second most (now third) in NFL history by a rookie passer. Lastly, DE Cameron Wake records 4.5 sacks, the most by a Dolphins player in team history (since 1982 when sacks became an NFL official statistic).
Oct. 14	Former Dolphins DE/LB Jason Taylor and LB Zach Thomas are inducted into the Dolphin Honor Roll during halftime of Miami's 17-14 win over the St. Louis Rams at Sun Life Stadium.
Nov. 15	Kick returner Marcus Thigpen scores on a 96-yard kickoff return at Buffalo and becomes the first Dolphins player to return both a kickoff and a punt for a touchdown in the same season. Thigpen ran back a punt 72 yards for a score in the season opener at Houston on September 9.
Nov. 25	With a 9-yard completion to WR Davone Bess against the Seahawks, QB Ryan Tannehill sets a team record for most passing yards in a season by a Dolphins rookie quarterback. Tannehill passes Dan Marino, who passed for 2,210 yards as a rookie in 1983. Tannehill would go on to finish his rookie campaign with 3,294 yards.
Dec. 15	The world premiere of "More Than Perfect. One Team. One Town. The Impact Of The 1972 Miami Dolphins" takes place at the historic Olympia Theater at the Gusman Center for the Performing Arts in Downtown Miami. The film, produced by Bombo Sports & Entertainment in cooperation with NFL Films, is one of a kind feature which sheds new light on one of team sports greatest achievements through a series of never-before-seen footage and exclusive interviews with both players and community leaders.
Dec. 16	During halftime ceremonies of Miami's 24-3 win over the Jacksonville Jaguars, the organization celebrates the 40th anniversary of the NFL's only perfect team, the 1972 Super Bowl champion Miami Dolphins. Led by Hall-of-Fame Head Coach Don Shula, a large contingent of the members of that championship team also honors their defensive coordinator, Bill Arnsparger, who has his name added to the Dolphin Honor Roll. Prior to the game, DT Manny Fernandez (1968-75), QB Don Strock (1974-87), QB Earl Morrall (1972-76), DT Tim Bowens (1994-2004) and WR Nat Moore (1974-86) are added to the team's Walk of Fame at the Joe Robbie Alumni Plaza in front of Gate C at Sun Life Stadium.

2013

Jan. 30	Marwan Maalouf is named as assistant special teams coach. The team also announces a series of promotions, including defensive assistant coach Charlie Bullen to assistant defensive line coach, offensive assistant Ben Johnson to assistant quarterbacks coach and assistant quarterbacks coach Zac Taylor to quarterbacks coach.
March 29	Dolphins CEO Mike Dee confirms the team's new logo, which still includes navy and white accents. The newly evolved logo remains aqua and orange, though the colors return to the hues worn by the '70s and '80s teams.
April 25	The Dolphins officially debut the organization's logo and uniform evolution at the team's 2013 Fins on the Clock Draft Party at Sun Life Stadium. The event features a host of current and former Dolphins greats, including the evolution of the Dolphins uniforms featuring Bob Griese, Dan Marino and Jason Taylor in the uniforms of their time followed by the debut of the team's new uniform modeled by current players.
May 29	Dolphins General Manager Jeff Ireland announces promotions within the player personnel department, including Anthony Hunt as director of pro scouting, Joe Schoen as assistant director of college scouting, Adam Engroff as national scout and Cody Rager as West Coast area scout.
Aug. 4	The Dolphins debut their new logo and uniforms as the team kicks off the 2013 season against the Dallas Cowboys and makes its fourth appearance in the Pro Football Hall of Fame Game in Canton, Ohio.
Aug. 20	President Barack Obama welcomes Head Coach Don Shula and more than 20 members of the 1972 Super Bowl champion Miami Dolphins to the White House to honor the NFL's only perfect season. It did not become common practice for Super Bowl champions to visit the White House until after 1980.
Sept. 9	Dolphins Chairman of the Board and Managing General Partner Stephen Ross names Tom Garfinkel as president and chief executive officer of the Miami Dolphins and Sun Life Stadium.
Sept. 22	QB Ryan Tannehill caps a 75-yard scoring drive with a 1-yard touchdown pass to rookie TE Dion Sims with 38 seconds left in the game to give the Dolphins a 27-23 comeback win against the Atlanta Falcons. The win against Atlanta has the Dolphins sitting at 3-0 for the first time since 2002.

2013

- Oct. 24 The NFL announces the Dolphins will play the Oakland Raiders at London's Wembley Stadium as a part of the International Series in 2014. The game, which will take place on Sept. 28, will be the second regular season visit by the Dolphins to the United Kingdom since the International Series began in 2007 and the third regular season game played outside the United States in the franchise's 48-year history. The first came on Oct. 28, 2007 when Miami hosted the New York Giants in the inaugural International Series game in front of 81,176 fans at Wembley Stadium. The matchup of the two storied franchises was the first-ever regular season NFL game played in the United Kingdom. In addition to the first-ever International Series game in London in 2007 against the Giants, the Dolphins also participated in the Bills' Toronto Series as they faced the Buffalo Bills on Dec. 7, 2008 in Toronto, Canada.
- Oct. 31 DE Cameron Wake sacks Cincinnati QB Andy Dalton in the end zone for a safety to give the Dolphins a 22-20 overtime win on Halloween. This game marks only the third time in league history that a game in overtime ends on a safety. The other two times occurred when the Minnesota Vikings defeated the St. Louis Rams 23-21 (11/5/89) and when the Chicago Bears defeated the Tennessee Titans 19-17 (11/14/04). At halftime, former Dolphins LB and five-time Pro Bowl selection John Offerdahl becomes the 26th member of the Dolphins Honor Roll.
- Dec. 15 Signed off the San Francisco 49ers practice squad just five days prior to the game, S Michael Thomas seals the Dolphins' first victory against the Patriots since Dec. 6, 2009 when he intercepts New England quarterback Tom Brady in the end zone with 2 seconds remaining to preserve the 24-20 victory at Sun Life Stadium. For his efforts, Thomas will be named AFC Defensive Player of the Week.

2014

- Jan. 15 Head Coach Joe Philbin names Bill Lazor as offensive coordinator.
- Jan. 21 Mark Duffner is named linebackers coach by Head Coach Joe Philbin.
- Jan. 28 Dolphins Chairman of the Board and Managing General Partner Stephen Ross names Dennis Hickey as the team's general manager.
- Jan. 29 John Benton, who spent the previous eight seasons with the Houston Texans as their offensive line coach, is hired as Miami's assistant offensive line coach.
- March 1 Head Coach Joe Philbin announces the promotion of John Benton to offensive line coach and the hiring of Jack Bicknell Jr. as the team's assistant offensive line coach.
- May 15 Eric Stokes is named assistant general manager by General Manager Dennis Hickey.
- May 19 General Manager Dennis Hickey names Joe Schoen as director of player personnel.
- June 17 The Sun Life Stadium modernization plan moves forward as the Miami-Dade County Commission approves by a 7-4 vote a Performance-Based Marquee Event Grant Agreement. Under the agreement, Dolphins Chairman of the Board and Managing General Partner Stephen Ross agrees to fund the modernization project with private funds. Upon completion, the stadium will become eligible for performance grants tied to marquee events such as Super Bowls, college football championships, college football semifinals, World Cup soccer matches, as well as other international soccer events for a period of 20 years.
- June 28 The Dolphins commence work on the modernization of Sun Life Stadium. The multi-year construction project, which will encompass a host of improvements, including all-new seats, a shade canopy, new video boards, and concourse and concession improvements, is expected to be complete by the start of the 2016 football season.
- Aug. 8 Miami Dolphins General Manager Dennis Hickey officially announces promotions and recent additions to the football operations staff. Ryan Herman is promoted to director of football administration after serving as manager of football administration, while former scouting assistants Chris Buford and Max Gruder are named college scout and pro scout, respectively. Additionally, the Dolphins name Mike Tannenbaum as consultant, Dennis Lock as head analyst, Dave Regan as sports science analyst, Brad Forsyth and Marcus Hendrickson as college scouts, J.P. McGowan as scouting assistant and Jonathan Gress as assistant athletic trainer/physical therapist.
- Aug. 24 Miami Dolphins Chairman of the Board and Managing General Partner Stephen Ross announces that former Dolphins quarterback and Pro Football Hall of Famer Dan Marino has been named special advisor. In his role, Marino will work with the organization in a variety of different capacities.
- Sept. 7 The Dolphins outscore the New England Patriots 23-0 in the second half to pace a 33-20 win at Sun Life Stadium. The last time Miami blanked New England in the second half occurred on Dec. 23, 2007 at New England. Additionally, the last time Miami scored 30-or-more points in a season opener was in a 34-10 victory at home against Denver on September 11, 2005.
- Sept. 21 Prior to kickoff of the Dolphins and Chiefs game at Sun Life Stadium, former DE Jeff Cross, CB Sam Madison, RB Tony Nathan and G Ed Newman become the fourth class of Dolphins greats to be inducted into the team's Walk of Fame.
- Sept. 28 The Dolphins make their second regular season trip to London's Wembley Stadium a successful one with a 38-14 triumph against the Oakland Raiders. The final score represents Miami's most lopsided victory since Nov. 20, 2011 when they beat the Buffalo Bills 35-8.
- Oct. 26 S Louis Delmas (81 yards) and CB Brent Grimes (22 yards) return interceptions for touchdowns to lead Miami to a 27-13 victory against the Jacksonville Jaguars at EverBank Field. This marks the fifth time in franchise history the Dolphins had two interception returns for touchdowns in the same game, and the first time since 1998 when they did it against the Oakland Raiders. It also happened in 1983 against the New York Jets, in 1982 also against the Jets, and in 1973 against the Pittsburgh Steelers.
- Nov. 2 The Dolphins earn a 37-0 win against the San Diego Chargers at Sun Life Stadium. It is the Dolphins' first shutout victory since Dec. 10, 2006 when they beat the New England Patriots 21-0 in Miami. It also is the Dolphins' most lopsided shutout victory since 1987 when they beat the Kansas City Chiefs 42-0 in a strike replacement game. Additionally, it is the widest margin of victory for a shutout in the NFL since the Carolina Panthers defeated the New York Giants 38-0 on Sept. 22, 2013.

2014

- Nov. 13 The Dolphins wear their all aqua uniform combination (aqua pants and jerseys) for the fourth time in franchise history for the team's 22-9 prime-time win against the Buffalo Bills. Miami improves to 3-1 when wearing all aqua. The previous times the Dolphins went with all aqua uniforms were Monday night, Dec. 9, 2002 against the Chicago Bears (27-9 win), Monday night, Dec. 15, 2003 against the Philadelphia Eagles (34-27 loss) and Sunday night, December 26, 2004 against the Cleveland Browns (10-7 win).
- Dec. 21 Rookie DE Terrence Fede blocks a punt through the end zone for a safety with 41 seconds left to give the Dolphins a 37-35 victory against the Minnesota Vikings at Sun Life Stadium. Miami becomes the first team in NFL history to produce a go-ahead safety in final minute of a fourth quarter. It is a team-record third blocked punt of the season and the fifth blocked kick for the Dolphins on the season, the most since the team blocked seven in 1977. At halftime, former Dolphins DT Manny Fernandez became the 27th inductee to the team's Honor Roll. In the postgame locker room, Dolphins Chairman of the Board and Managing General Partner Stephen Ross announces that Head Coach Joe Philbin will return as coach of the team in 2015.
- Dec. 28 In Miami's season finale game against the New York Jets, QB Ryan Tannehill throws for 259 yards to finish the season with 4,045 passing yards and RB Lamar Miller rushes for 178 yards to close with 1,099 rushing yards on the season as the Dolphins produce the first season in franchise history with a 4,000-yard passer and a 1,000-yard rusher. Miller records a 97-yard touchdown run in the third quarter of the game, setting the franchise record for longest run as well as the third-longest run in NFL history, behind a 98-yard run by Ahmad Green in 2003 and Tony Dorsett's 99-yard run for the Dallas Cowboys in 1982.

2015

- Jan. 6 Miami Dolphins Chairman of the Board and Managing General Partner Stephen Ross names long-time NFL executive Mike Tannenbaum as executive vice president of football operations, effective Feb. 1. In his role, Tannenbaum will handle football administration. Tannenbaum had served as a consultant to the team since Aug. 8, 2014.
- Jan. 13 Dolphins President and CEO Tom Garfinkel names Todd Kline, formerly of the Anschutz Entertainment Group (AEG), to the newly created position of senior vice president and chief commercial officer. In addition, Garfinkel announces Jeremy Walls and Jason Jenkins were promoted to senior vice president and chief marketing officer, and senior vice president of communications and community affairs, respectively.
- Feb. 6 Dolphins Head Coach Joe Philbin announces Terrell Williams as the team's defensive line coach.
- April 28 Dolphins President/CEO Tom Garfinkel announces at a press conference at Miami Norland Senior High School that the team will donate \$1 million each of the next four years to City Year Miami, a nonprofit organization that mentors at-risk students in public schools, for its programs at Norland and Carol City High School. The donation will come from the Miami Dolphins Foundation's educational pillar through funds raised during Fins Weekend.
- May 9 The Dolphins announce elements for the team's 50th season celebration, including a throwback jersey, commemorative book, voting for the top 50 players and greatest game in Dolphins history as well as themes that will surround each home game. The organization unveils a customized 50th season logo for the occasion. This logo will be displayed on all associated merchandise, campaigns, content on social platforms, video and all media as well as a patch on all player jerseys throughout the 2015 football season. Additionally, the Dolphins unveil the "Since" campaign, chronicling all five decades of the franchise from the fans' perspective and capturing the moments when the Dolphins became part of the fabric of their fandom.
- June 17 The Miami Dolphins name Myles Pistorius senior vice president, general counsel.
- July 31 The Miami Dolphins and 1210 ESPN Deportes (WNMA-1210 AM) announce they have entered into a multi-year agreement for the station to become the official Spanish radio broadcast partner of the franchise.
- Oct. 5 Stephen Ross relieves Joe Philbin of his duties as head coach. Later that day, the team announces that Dan Campbell will serve as interim head coach. Campbell had served as Miami's tight ends coach for the past five seasons (2011-15). He originally joined the Dolphins prior to the 2010 season as a coaching intern/offense.
- Oct. 7 The Dolphins announce coaching staff changes, including naming Ben Johnson as tight ends coach, Ken O'Keefe as senior offensive assistant, Al Saunders as senior offensive assistant and Mike Wahle as assistant tight ends coach.
- Oct. 8 The Dolphins announce changes to the coaching staff, including Lou Anarumo as defensive coordinator and Jeff Burris as assistant defensive backs coach. In addition, Kevin Coyle is relieved of his duties as defensive coordinator.
- Oct. 12 Special Teams Coordinator Darren Rizzi is promoted to assistant head coach/special teams coordinator. Rizzi is in his seventh season as both an NFL assistant and as a member of the Dolphins' coaching staff and fifth as special teams coordinator. He joined the Dolphins as assistant special teams coach in 2009.
- Oct. 18 With the win 38-10 win at the Tennessee Titans, Dan Campbell becomes the first interim head coach in the NFL to win his debut game since Romeo Crennel of Kansas City and Todd Bowles of the Dolphins both accomplished the feat on Dec. 18, 2011.
- Oct. 25 Miami's 44-26 win against the Texans sets numerous NFL and team records. QB Ryan Tannehill, by completing his last seven attempts the previous week at Tennessee and his first 18 attempts of this game, sets the NFL record with 25 consecutive completions. The previous mark was 24 by Philadelphia's Donovan McNabb in 2004. In addition, Tannehill completes 94.7 percent of his pass attempts (18-of-19), which sets the team record for highest completion percentage in a single-game, surpassing the previous record of 92.3 percent (12-of-13) by Bob Griese vs. New England on Dec. 18, 1978. With his 30-yard interception return against the Titans the previous week and his 23-yard interception return for a touchdown this week, S Reshad Jones becomes the first player in Dolphins history to have interception returns for touchdowns in consecutive games. Lastly, with the win, Dan Campbell becomes the first head coach to take over a team during a season to win first his two games since Leslie Frazier (Minnesota) and Jason Garrett (Dallas) in 2010.
- Nov. 30 Dan Campbell announces that Zac Taylor will serve as the team's play caller and remain as quarterbacks coach. In addition, Phil McGeoghan is promoted to wide receivers coach and Bill Lazor is relieved of his duties as offensive coordinator.

2015

- Dec. 6 QB Ryan Tannehill surpasses the 3,000-yard passing mark for the season in the first quarter of Miami's 15-13 win against the Ravens with a 5-yard completion to RB Damien Williams. Tannehill has recorded 3,000-or-more yards passing in each of his four NFL seasons and joins Indianapolis' Peyton Manning (13 seasons), Cincinnati's Andy Dalton (four) and Carolina's Cam Newton (four) as the only quarterbacks in NFL history to record 3,000-yard passing seasons in each of their first four seasons.
- Dec. 11 The Dolphins host their Fifty Seasons Gala presented by Allegiance Crane & Equipment at the Diplomat Resort & Spa in Hollywood, Fla. Dick Enberg, one of the most renowned and versatile sportscasters in America, and Grammy award winning country music artist Darius Rucker serve as the master of ceremonies and entertainment, respectively. The once-in-a-generation event highlights the Dolphins' top 50 players and celebrates great moments in team history.
- Dec. 14 The Dolphins honor the top 50 players in franchise history and wear throwback jerseys styled after the team's inaugural season on a Monday night against the N.Y. Giants. The game marks the first time that the Dolphins wear throwback uniforms for a home game and just the second time overall in team history. The only other time the Dolphins wore a throwback uniform was on Nov. 27, 2003 in a 40-21 Thanksgiving Day game win at Dallas, where the organization commemorated the 30th anniversary of the 1973 team that captured Super Bowl VIII.
- Dec. 27 With his 15-yard reception in the fourth quarter at the Chargers, WR Jarvis Landry records his 100th catch of the 2015 season and becomes the first player in team history to record 100-plus receptions in a season.

2016

- Jan. 2 The Dolphins announce that the team and General Manager Dennis Hickey have agreed to part ways. Hickey served as the team's general manager for the past two seasons (2014-15).
- Jan. 3 The Dolphins close the 2015 season with a 20-10 win against the Patriots. Miami wears its all-aqua uniforms for the fifth time in team history, the other games were against Chicago in 2002, Philadelphia in 2003, Cleveland in 2004 and Buffalo in 2014. This game marks the first time that the team wears their all-aqua uniforms during a day game.
- Jan. 4 Chris Grier is named as the team's general manager. In his role, Grier will oversee the draft and personnel departments, reporting directly to Executive Vice President, Football Operations Mike Tannenbaum.
- Jan. 9 Adam Gase is named the 12th head coach in franchise history. Gase brings a wealth of knowledge and success to Miami as the offensive coordinator for the greatest offense in NFL history. While Gase was the Denver Broncos' offensive coordinator in 2013 and 2014, the Broncos led the NFL in scoring offense (34.0 points per game), total offense (430.1 yards per game) and passing offense (315.8 yards per game).
- Jan. 12 The Dolphins announce that Vance Joseph has been named defensive coordinator. In addition, Matt Burke is named as linebackers coach, Shane Day as tight ends coach, Chris Foerster as offensive line coach and Shawn Jefferson as wide receivers coach. In addition, Eric Stokes will now serve as senior personnel executive.
- Jan. 20 Clyde Christensen is named as offensive coordinator. Additionally, Bo Hardegree is named as quarterbacks coach and Jeremiah Washburn as assistant offensive line coach.
- Jan. 25 The Dolphins announce several updates to the team's coaching staff. Additions to the offensive staff include Running Backs Coach Danny Barrett, Assistant Wide Receivers Coach Ben Johnson and Offensive Quality Control Chris Kuper. On defense, the Dolphins coaching staff additions include Defensive Backs Coach Lou Anarumo, Defensive Line Coach Terrell Williams, Assistant Linebackers Coach Charlie Bullen and Defensive Quality Control Rusty McKinney. The organization promotes Dave Puloka to head strength and conditioning coach and names Jim Arthur and Ted Rath as assistant strength and conditioning coaches. Additionally, Ken O'Keefe is named as the team's senior football research analyst and Blue Adams will serve as football research analyst.
- Feb. 12 Daronte Jones is named as assistant defensive backs coach. Additionally, the organization and Assistant General Manager Eric Stokes have mutually agreed to part ways.
- March 18 Jim Washburn is named senior defensive assistant/pass rush specialist. By joining with his son, Jeremiah, the team's assistant offensive line coach, the Washburns join the Shulas as the only father-son coaching duos in franchise history. Earlier, both Dave Shula (1982-88) and Mike Shula (1991-92, 2000-02) coached under their father, Don.
- May 19 The Miami Dolphins and Miami's Sportsradio 560 WQAM announce they have entered into a long-term partnership with the station becoming the official flagship radio partner of the franchise. The Dolphins previously had their games broadcast on Miami's Sportsradio 560 WQAM during the 1997-2004 and 2007-09 seasons. In addition, all Dolphins games will be simulcast on Kiss 99.9 "South Florida's NEW Country" and feature expanded pre, halftime and postgame shows.
- Aug. 17 The Miami Dolphins and Hard Rock International announce an 18-year agreement to name the newly renovated facility Hard Rock Stadium. Additionally, the iconic lifestyle brand becomes the official Miami Dolphins hotel and resort, casual restaurant partner and hospitality sponsor.
- Sept. 25 RB Jay Ajayi scores on an 11-yard touchdown run with 8:26 left in overtime to give the Dolphins a 30-24 victory against the Cleveland Browns in the first regular season game at Hard Rock Stadium.
- Oct. 16 The Dolphins defeat the Pittsburgh Steelers 30-15 at Hard Rock Stadium as RB Jay Ajayi put together one of the great rushing performances in Dolphins history. Ajayi rushes for 204 yards and two touchdowns, including a game-clinching 62-yard run with 50 seconds left. Ajayi joins Ricky Williams (twice), Lamar Smith and Reggie Bush as Dolphins players with 200-yard rushing performances.
- Oct. 23 RB Jay Ajayi has a second consecutive tremendous rushing performance and the Dolphins defeat the Buffalo Bills 28-25 at Hard Rock Stadium. A week after rushing for 204 yards against Pittsburgh, Ajayi finishes with 214 yards as he joins O.J. Simpson, Earl Campbell and former Dolphins RB Ricky Williams as the only players in NFL history with back-to-back 200-yard games. The Dolphins handle the league's top-ranked rushing offense, holding Buffalo to 67 yards on 22 carries.

2016

- Nov. 13 LB Kiko Alonso returns an interception 60 yards for a touchdown with 1:01 left to give the Dolphins a 31-24 victory against the San Diego Chargers at Qualcomm Stadium. The play is the latest interception return in a game to give the Dolphins a lead since at least 1991 and the latest by any NFL player since Atlanta's Robert Alford had a 59-yard interception return in overtime to defeat Washington on Oct. 11, 2015.
- Dec. 17 QB Matt Moore, starting for the first time since the 2011 season finale because of Ryan Tannehill's knee injury suffered the previous week against the Arizona Cardinals, throws a career-high four touchdown passes to lead the Dolphins to a 34-13 victory against the New York Jets at MetLife Stadium. The victory, the Dolphins' eighth in their past nine games, moves their record to 9-5 and clinches the Dolphins' first winning record since 2008 when they won the AFC East title with an 11-5 record.
- Dec. 24 The Dolphins outlast the Buffalo Bills to continue their playoff push as Andrew Franks kicks a 27-yard field goal in the final minute of overtime and the Dolphins defeated the Bills 34-31 at New Era Field. The victory improves the Dolphins record to 10-5 and they clinch a playoff berth with a Kansas City victory over Denver the following day. RB Jay Ajayi ends up with 206 rushing yards, his second 200-yard game against Buffalo during the season and third overall. Ajayi becomes the fourth player in NFL history to rush for 200 yards in at least three games in the same season, joining Tiki Barber (2005), Earl Campbell (1980) and O.J. Simpson (1973).

2017

- Jan. 12 Matt Burke, who served as linebackers coach for the Dolphins in 2016, is promoted to defensive coordinator.
- Jan. 19 Frank Bush is hired as assistant head coach/linebackers coach, Darren Rizzi is promoted to associate head coach/special teams coordinator and Chris Kuper is promoted to assistant offensive line coach.
- Feb. 4 Jason Taylor, who spent 13 of his 15 NFL seasons with the Dolphins, is elected as a member of the Pro Football Hall of Fame Class of 2017. Taylor becomes the Dolphins' 10th Hall of Fame member and only the second on the defensive side of the ball, joining LB Nick Buoniconti. He is the fifth former Dolphins player to be elected in his first year of eligibility, as he joins Don Shula, Dan Marino, Jim Langer and Paul Warfield.
- Feb. 10 Chris Foerster is promoted to run game coordinator/offensive line coach, Andre Carter is named assistant defensive line coach and Josh Gizzard is named offensive quality control.
- Feb. 22 The Dolphins re-sign QBs Bob Griese and Dan Marino, WR Nat Moore, G Larry Little, DE/LB Kim Bokamper and CB Sam Madison. Each player signs a contract and then officially retires as a member of the Dolphins. Each player was named as one of the top 50 players in franchise history and have combined for three Hall of Fame inductions, two NFL Most Valuable Player awards, two retired jerseys, 14 first-team All-Pro honors and 25 Pro Bowl selections (15 Pro Bowl starts).
- Sept. 6 Due to the potential impact of Hurricane Irma on South Florida, the NFL announces that the Dolphins' home game against the Tampa Bay Buccaneers, originally scheduled for Sunday, Sept. 10 at Hard Rock Stadium, will instead be played in Week 11 on Sunday, Nov. 19. Week 11 was previously an open date for both clubs.
- Sept. 8 As a result of the impending arrival of Hurricane Irma, the Dolphins travel 3,000 miles to hold practices at the Dallas Cowboys' training camp facility adjacent to the River Ridge Golf Club in Oxnard, California. Miami practices in California for three days (Sept. 13-15) before making the 90-minute drive to Los Angeles ahead of the game against the Chargers at the StubHub Center on Sunday.
- Sept. 17 K Cody Parkey's 54-yard field goal with 1:05 remaining in regulation in Miami's 19-17 win at the Los Angeles Chargers is the longest game-winning field goal in Dolphins history and capped a perfect 4-for-4 day for the Jupiter, Florida native.
- Oct. 1 The Dolphins make their fourth regular-season visit to London and face the New Orleans Saints. Miami is 1-3 in its games in London, defeating Oakland in 2014 and falling to the N.Y. Giants in 2007, the N.Y. Jets in 2015 and Saints in 2017.
- Oct. 11 The Dolphins announce they have named Dave DeGuglielmo as senior offensive assistant. It is the second tour of duty for DeGuglielmo as he spent the 2009-11 seasons as the team's offensive line coach.
- Oct. 15 The Dolphins come back from a 17-0 deficit to defeat the defending NFC Champion Atlanta Falcons at Mercedes-Benz Stadium. It is tied for the sixth-largest comeback victory in Dolphins history and the team's largest since a 21-point comeback vs. Buffalo on Dec. 4, 2005. Additionally, the 17-point come-from-behind victory was Miami's largest comeback on the road since an 18-point comeback at the N.Y. Jets on Nov. 27, 1994, also known as the "Fake Spike" game.
- Oct. 22 Miami overcomes a 28-14 fourth-quarter deficit to defeat the N.Y. Jets at Hard Rock Stadium by a 31-28 score. It follows a game in which the Dolphins' rallied from a 17-point halftime deficit to win the previous week at Atlanta. The last time the Dolphins won consecutive games trailing by 14-plus points in a second half was a three-game streak from Sept. 14-28, 1980. The Dolphins were down 14-0 and won 17-14 vs. Cincinnati on Sept. 14, trailed 17-3 and rallied back to a 20-17 win at Atlanta on Sept. 21 and down 16-0 vs. New Orleans and came back to a 21-16 win on Sept. 28.
- Nov. 5 LS John Denney plays in his 200th NFL game against the Oakland Raiders, having played in every game since making his NFL debut on Sept. 11, 2005. He becomes one of just three Dolphins to appear in 200 games with the team, joining QB Dan Marino (242) and DE Jason Taylor (204).
- Dec. 11 The Dolphins record a 27-20 win over the defending Super Bowl champion New England Patriots at Hard Rock Stadium. Miami holds the Patriots to zero third-down conversions (0-11). It's the first time in the Bill Belichick-era a New England offense was held without a third-down conversion. With the victory, the Dolphins defeat both Super Bowl participants from the previous season after Miami also defeated Atlanta in Week 6. The only other season the Dolphins have done this is 1993, when they beat the defending AFC champion Buffalo Bills on Sept. 26 and the Super Bowl champion Dallas Cowboys on Thanksgiving Day, Nov. 25.
- Dec. 31 WR Jarvis Landry records nine receptions against Buffalo and totals 112 receptions for the 2017, which leads the NFL and breaks his own single-season franchise record of 110 that he set in 2015. He joins O.J. McDuffie (90 receptions in 1998) as the only Dolphins to lead the NFL in that category.

- Jan. 19 The Dolphins announce changes to their coaching staff. The team hires Dowell Loggains as offensive coordinator and Jeremiah Washburn as offensive line coach. Additionally, the following staff members have changed titles: Shawn Jefferson will be assistant head coach/offense, Ben Johnson will now serve as wide receivers coach and Clyde Christensen will be director of football and player development.
- Jan. 31 The Dolphins announce they have hired Eric Studesville as run game coordinator/running backs coach, Kris Kocurek as defensive line coach and Tony Oden as defensive backs coach.
- Feb. 9 Renaldo Hill is named assistant defensive backs coach. Hill, who played safety with the team from 2006-08, will be the 10th person to both play and coach with the Dolphins.
- April 19 The Dolphins re-sign T Vernon Carey, WR Chris Chambers, DE Jeff Cross, LB/DE A.J. Duhe, P Brandon Fields and DT Paul Soliai. Each player signs a one-day contract and officially retire as members of the Dolphins. The players combined to play 46 seasons for the Dolphins, totaling 681 games played and five Pro Bowl selections.
- July 10 Six former players are named to the team's Walk of Fame this season: S Dick Anderson, WR Mark Clayton, WR Mark Duper, T Jon Giesler, LB John Offerdahl and DE/LB Jason Taylor. The six combined to earn 22 Pro Bowl selections, seven first-team All Pro nods, won seven AFC Championships and two Super Bowl titles. The group collectively played 61 seasons for the Dolphins, appearing in 828 games with 741 starts.
- Sept. 9 As a result of two separate delays due to lightning in the area, the Dolphins' 27-20 win against the Tennessee Titans at Hard Rock Stadium's official game time of seven hours and eight minutes marks the longest game in NFL history since the merger in 1970, per the Elias Sports Bureau. The previous longest game in league history was a 2013 Bears-Ravens matchup in Chicago that lasted five hours and 16 minutes. The first delay comes with 1:11 remaining in the second quarter and lasts one hour and 57 minutes. Following the conclusion of the half, both teams remain on the field for a halftime of three minutes and 30 seconds. The second delay occurs with 6:57 left in the third quarter and halts play for two hours and two minutes. Play resumes again at 6:55 p.m.
- Sept. 16 The Dolphins improve to 2-0 on the season with a 20-12 win against the New York Jets at MetLife Stadium. In the game, RB Frank Gore records an 8-yard run in the third quarter to surpass Hall of Famer Curtis Martin for fourth place on the NFL all-time rushing leaders chart.
- Sept. 23 Miami's 28-20 win against the Oakland Raiders at Hard Rock Stadium improves the team's record to 3-0. In the contest, WR Albert Wilson finds a streaking WR Jakeem Grant Sr. on a trick play for a go-ahead 52-yard touchdown with 7:18 remaining in the game. The play marks the longest touchdown pass by a non-quarterback in Dolphins history. With a 74-yard touchdown reception later in the fourth quarter, Wilson becomes the first Dolphins player to throw and catch a touchdown pass in the same game was WR Mark Clayton against Buffalo in 1983. According to Elias Sports Bureau, Wilson becomes the fourth player in NFL history to record a passing and receiving touchdown of 50-plus yards in the same game. The three previous players to accomplish the feat are David Patten in 2001, Tom Tracy in 1960 and Jimmy Conzelman in 1923.
- Oct. 7 With his 70-yard punt return touchdown at the end of the first half of Miami's game at the Cincinnati Bengals at Paul Brown Stadium, WR Jakeem Grant Sr. becomes the first player in Dolphins history to score a touchdown via reception, kickoff return and punt return in the same season. Grant returned a kickoff 102 yards against Tennessee in the season opener and had a pair of touchdown receptions, including one for 52 yards, against Oakland in Week 3. Grant also becomes the second player in league history (Dante Hall, 2003) with a 100+ yard kickoff-return touchdown, 70+ yard punt-return touchdown and 50+ yard touchdown catch in a single season.
- Oct. 14 Rookie K Jason Sanders hits a 47-yard field goal as overtime expires to give the Dolphins a 31-28 win against the Chicago Bears at Hard Rock Stadium. RB Frank Gore rushes for 101 yards and becomes just the fifth NFL player since the merger in 1970 to rush for 100+ yards at the age of 35 or older. Additionally, WR Albert Wilson catches six passes for 155 yards. Wilson tied the game twice in the fourth quarter with a pair of touchdowns – one for 43 yards and one for 75 yards. His 150 receiving yards in the fourth quarter are the third-most in the fourth quarter of an NFL game since 1991.
- Nov. 4 With a 7-yard run in the third quarter, RB Frank Gore surpasses Hall of Fame RB Barry Sanders to move into sixth place in NFL history in career scrimmage yards during Miami's 13-6 win against the New York Jets at Hard Rock Stadium. He finishes the game with 20 rushing attempts for 53 yards and one reception for 6 yards, increasing his total career yards from scrimmage to 18,204.
- Dec. 9 On a thrilling final play, the Dolphins get the ball into the hands of RB Kenyan Drake, who weaves through New England defenders for 52 yards and scores the winning touchdown in a 34-33 victory against the New England Patriots at Hard Rock Stadium in a game known as the "Miami Miracle." Trailing 33-28 with 7 seconds remaining in regulation, the Dolphins have the ball at their own 31-yard line. QB Ryan Tannehill throws a pass over the middle that is caught by WR Kenny Stills, who laterals the ball to the right side of the field that is caught by WR DeVante Parker at midfield. Parker then tosses the ball to Drake, who runs the ball 52 yards for a touchdown to win the game. The total game-winning play encompasses 69 yards, which is the longest play to win an NFL game with no time remaining in the fourth quarter since the 1970 AFL/NFL merger. It is the first time in team history that the Dolphins win a regular season game with a walk-off game-winning touchdown. The play goes on to win the Bridgestone Performance Play of the Year Award at the 8th Annual NFL Honors Award Show on Feb. 2, 2019.
- Dec. 18 CB Xavier Howard is selected to start for the AFC team in the 2019 Pro Bowl. It is the first Pro Bowl selection of Howard's career. His selection extends Miami's streak to 21 consecutive seasons with a defensive player elected to the Pro Bowl.
- Dec. 31 The Miami Dolphins announce that General Manager Chris Grier will oversee football operations reporting directly to Chairman of the Board and Managing General Partner Stephen Ross. The team will immediately conduct a search for a new head coach that will report to Grier. In addition, Head Coach Adam Gase has been relieved of his duties and Executive Vice President of Football Operations Mike Tannenbaum has been reassigned within the organization.

2019

Jan. 29	Marvin Allen joins the organization as an assistant general manager. The team also announces the following promotions: Ron Brockington to senior national scout, J.P. Correia to player personnel scout, Adam Engroff and Anthony Hunt to co-directors of player personnel, Brandon Shore to vice president of football administration and Matt Winston to assistant director of college scouting.
Feb. 4	Brian Flores is named the 13th head coach in franchise history. Flores joins the Dolphins after spending 15 years with the New England Patriots organization, where he helped the franchise win four Super Bowls – XXXIX, XLIX, LI and LIII.
Feb. 8	The Miami Dolphins announce 16 members of their coaching staff for the 2019 season: Jim Caldwell (assistant head coach/quarterbacks), Danny Crossman (special teams coordinator), Patrick Graham (defensive coordinator), Chad O’Shea (offensive coordinator), Josh Boyer (defensive pass game coordinator/cornerbacks), Karl Dorrell (wide receivers), Pat Flaherty (offensive line), George Godsey (tight ends), Marion Hobby (defensive line), Rob Leonard (linebackers), Tony Oden (safeties), Jerry Schuplinski (assistant quarterbacks), Eric Studesville (running backs), Josh Grizzard (quality control), Matt Lombardi (quality control) and Tiquan Underwood (quality control).
Feb. 11	Brendan Farrell is named assistant special teams coach.
Feb. 15	The Miami Dolphins announce senior level additions to the organization with the marketing, partnerships and ticketing departments. Steve Mullins is named vice president of corporate partnerships; Laura Sandall is named vice president of marketing; Moni Gerbini is promoted to the role of vice president of ticket sales; and Jamie Weinstein is promoted to vice president of membership and premium service.
Feb. 18	Mike Judge is named quality control coach.
Feb. 22	Long-time NFL executive Reggie McKenzie is named as a senior personnel executive. McKenzie joins the Dolphins after spending the previous seven years (2012-18) as the general manager of the Oakland Raiders.
July 13	Assistant Head Coach/Quarterbacks Jim Caldwell takes a leave of absence to address health issues.
July 29	The Dolphins promote analyst Dave DeGuglielmo to offensive line coach.
Sept. 8	In the season opener against the Baltimore Ravens at Hard Rock Stadium, QB Ryan Fitzpatrick becomes the first player in NFL history to throw a touchdown pass for eight different teams after his 6-yard touchdown pass to WR Preston Williams in the second quarter. Williams, who joined the Dolphins as an undrafted college free agent, becomes the second undrafted rookie in team history to score in a season opener. He joins WR Andre Brown, who caught an 8-yard pass from QB Dan Marino on Sept. 10, 1989 vs. Buffalo.
Oct. 20	QB Ryan Fitzpatrick becomes the 46th player in NFL history to pass for 30,000 yards in his career. He accomplishes the feat while completing 23-of-35 passes (65.7 pct.) for 282 yards and one touchdown against the Buffalo Bills at New Era Field.
Nov. 3	In Miami’s 26-18 win against the New York Jets at Hard Rock Stadium, QB Ryan Fitzpatrick earns his first win as starting quarterback of the Miami Dolphins. He has now won a start for his seventh different NFL team – an NFL record.
Nov. 15	The Dolphins’ 1972 Perfect Season team is named the greatest team in the 100-year history of the NFL as part of “NFL 100 Greatest.”
Nov. 17	WR Jakeem Grant Sr. takes a kickoff back 101 yards for a touchdown against the Buffalo Bills at Hard Rock Stadium. The score is the second via kickoff of Grant’s career and his fourth special teams return touchdown. He also has two punt returns for touchdowns. His four special teams return TDs sets a Dolphins record, breaking the mark of three set by WR Ted Ginn Jr. (2 kickoff returns and 1 punt return), RB Freddie Solomon (1 kickoff return and 2 punt returns) and RB Mercury Morris (3 kickoff returns).
Dec. 1	Trailing 28-14 in the third quarter, Miami overcomes a 14-point second-half deficit to defeat the Philadelphia Eagles, 37-31. Facing fourth-and-goal from the 1-yard line in the second quarter, P Matt Haack throws a touchdown to pass to K Jason Sanders to give the Dolphins a 14-13 lead. The play, known as “Mountaineer Shot,” goes on to win the Bridgestone Performance Play of the Year Award at the 9th Annual NFL Honors Award Show on Feb. 1, 2020.
Dec. 8	K Jason Sanders boots seven field goals against the N.Y. Jets at MetLife Stadium, breaking the single-game franchise record of six set by Olindo Mare on Oct. 17, 1999 at New England. He becomes the eighth player in NFL history to kick at least seven field goals in a game.
Dec. 22	QB Ryan Fitzpatrick throws for 419 yards and four touchdowns in Miami’s 38-35 overtime win against the Cincinnati Bengals at Hard Rock Stadium. He joins Dan Marino as the only quarterbacks in team history to throw for 400 yards and four touchdowns in a regular-season game. Marino did it seven times, the last on Sept. 4, 1994 vs. New England.

2020

Jan. 20	The Dolphins announce the promotion of Josh Boyer to defensive coordinator and the hiring of the following assistants: Chan Gailey as offensive coordinator, Robby Brown as quarterbacks coach, Austin Clark as outside linebackers coach, Curt Kuntz as assistant defensive backs coach and Steve Marshall as offensive line coach.
Feb. 20	The Dolphins announce the hiring of Gerald Alexander as defensive backs coach, Anthony Campanile as linebackers coach and Lemuel Jeanpierre as assistant offensive line coach. The team also announces the promotion of Karl Dorrell to assistant head coach/wide receivers and Josh Grizzard to assistant wide receivers coach. Rob Leonard will move to assistant defensive line coach.
March 10	The Dolphins announce Josh Grizzard is being promoted to wide receivers coach.
April 23	For the first time in franchise history, the Dolphins select three players in the first round of an NFL draft. Miami uses those picks to select QB Tua Tagovailoa (5th overall), T Austin Jackson (18th) and CB Noah Igbinoghene (30th). Overall, this marks the sixth time the Dolphins have used multiple first-round picks in the same draft, having selected two players in the first rounds of the 1992, 1989, 1976, 1968 and 1966 drafts.

2020

May 4	Don Shula, the winningest coach in the history of the National Football League and the coach of the league's only perfect season, passes away. Born on Jan. 4, 1930 in Grand River, Ohio, Shula was 90. Shula's record as head coach of the Dolphins (1970-95) and before that as head coach of the Colts (1963-69) is unmatched in the NFL. In 1995, he concluded his 33rd season as an NFL head coach and his 26th season as head coach of the Dolphins. He fashioned a career record of 347-173-6 (.665), including a regular season mark of 328-156-6 (.676). Shula won Super Bowl titles in 1972 and 1973, one of only six coaches in NFL history to win consecutive Super Bowls. His 1972 team went 17-0, recording the only perfect season in NFL annals. On July 26, 1997, Shula capped an illustrious career with a unanimous election to the Pro Football Hall of Fame.
Sept. 24	QB Ryan Fitzpatrick completes 18-of-20 passes (90.0 pct.) in Miami's 31-13 prime-time win at the Jacksonville Jaguars. Fitzpatrick breaks the team's all-time record for completion percentage in a game with a minimum of 20 attempts. The previous record of 85.0 pct. (17-of-20) was set by QB Chad Pennington on Sept. 21, 2008 at New England.
Oct. 11	The Dolphins travel west and earn a 43-17 win at the San Francisco 49ers. The last time the Dolphins scored at least 43 points in a road game was on Sept. 21, 1986, when they lost in overtime at the N.Y. Jets, 45-51. At the time, it tied for the sixth-most points in a road game in team history.
Oct. 18	The Dolphins record their first shutout since the 2014 season with a 24-0 win over the New York Jets at Hard Rock Stadium. It's the 27th regular-season shutout in Dolphins history and third of the Jets.
Nov. 1	The Dolphins score touchdowns on an offense, defense and a special teams return in a 28-17 win over the L.A. Rams at Hard Rock Stadium. It marks the first time since Nov. 1, 2009 (at N.Y. Jets) that the Dolphins scored touchdowns in all three facets of the game. In fact, the Dolphins had all three in the first half against the Rams and it's the first time since the AFL-NFL merger in 1970 the Dolphins have done all three in the first half of a game.
Nov. 15	The Dolphins defeat the L.A. Chargers by a 29-21 score at Hard Rock Stadium as QB Tua Tagovailoa becomes the first rookie quarterback in Dolphins history to win his first three starts.
Nov. 29	The Dolphins defense records two interceptions and three sacks as Miami defeats the N.Y. Jets, 20-3, at MetLife Stadium. The Dolphins held the Jets to just three total points in the two games against them in 2020, after posting a 24-0 shutout in Week 6. According to Elias Sports Bureau, the three total points allowed is the fewest by an NFL team in two meetings against the same opponent since 2009 when the Ravens allowed just three total points in two games against Cleveland. The three points allowed is the second-fewest by the Dolphins against an AFC East opponent in one season. Miami shutout the Baltimore Colts in both games played against them in 1972.
Dec. 6	The Dolphins improve to 8-4 on the season with a 19-7 win over the Cincinnati Bengals at Hard Rock Stadium. QB Tua Tagovailoa ties a team record (with Jay Fiedler in 2000) by not throwing an interception in five consecutive starts. Tagovailoa becomes just the third NFL quarterback in the Super Bowl era to not throw an interception in his first five career starts (min: 100 pass attempts), joining QB Dak Prescott (2016) and QB Kyle Allen (2018-19).
Dec. 20	The Dolphins recorded their ninth win of the 2020 season with a 22-12 win over the New England Patriots at Hard Rock Stadium. With the win, the Dolphins have posted a winning season for the first time since 2016 and just the second time since 2008. The Dolphins defense limited New England to just 12 points, all coming on field goals. It is the third time the Dolphins haven't allowed a touchdown in a game in 2020. The last time the Dolphins did this was 2011 (at Kansas City, vs. Washington, vs. Buffalo).
Dec. 26	The Dolphins record their 10th win of the season and the 200th regular-season road win in team history with a come-from-behind 26-25 win at the Las Vegas Raiders before a national prime-time audience. The Dolphins took the lead twice in the final three minutes of the game and scored three times in the final five minutes. With just 19 seconds left and no timeouts on his own 25 yard-line, QB Ryan Fitzpatrick was facemasked as he completed a 34-yard pass to WR Mack Hollins. The added penalty set up a 44-yard field goal that K Jason Sanders converted to win the game.

2021

Jan. 19	Lemuel Jeanpierre is promoted to offensive line coach. Jeanpierre had spent the 2019 season as the Dolphins' assistant offensive line coach.
Jan. 23	Charlie Frye is named quarterbacks coach.
March 11	The Dolphins announce that they have promoted Danny Crossman to assistant head coach/special teams coordinator, George Godsey to co-offensive coordinator/tight ends and Eric Stutesville to co-offensive coordinator/running backs. Other promotions include Charles Burks to cornerbacks coach, Austin Clark to defensive line coach, Shawn Flaherty to assistant offensive line coach, Mike Judge to assistant tight ends coach and Rob Leonard to outside linebackers coach.

COLDEST AND WARMEST GAMES

COLDEST GAMES

DATE	TEAM	W/L	SCORE	CONDITIONS
12/21/08	at Kansas City	W	38-31	10°, sunny
12/11/77	at New England	L	10-14	14°, clear
1/8/17	*at Pittsburgh	L	12-30	17°, partly cloudy
12/12/82	at New England	L	0-3	22°, snowy
12/17/17	at Buffalo	L	16-24	22°, mostly cloudy
12/8/85	at Green Bay	W	34-24	23°, cloudy
12/18/88	at Pittsburgh	L	24-40	23°, overcast, light snow
12/3/89	at Kansas City	L	21-26	23°, clear
12/27/92	at New England (OT)	W	16-13	23°, clear
12/24/17	at Kansas City	L	13-29	23°, cloudy

* Playoff Game

NOTE: Coldest game in Miami was 12/24/89 vs. Kansas City (27-24 win by Chiefs): 40° and clear.

WARMEST GAMES

DATE	TEAM	W/L	SCORE	CONDITIONS
9/8/96	at Arizona	W	38-10	101°, night and dry
10/9/88	at L.A. Raiders	W	24-14	96°, clear and dry
9/3/95	N.Y. JETS	W	52-14	94°, mostly sunny
10/9/66	at Oakland	L	10-21	93°, sunny
8/19/83	**at Washington	W	38-7	93°, fair and muggy
9/1/96	NEW ENGLAND	W	24-10	93°, mostly sunny
9/17/72	at Kansas City	W	20-10	91°, sunny
9/24/89	N.Y. JETS	L	33-40	91°, partly sunny
9/18/95	PITTSBURGH	W	23-10	91°, partly cloudy
9/8/19	BALTIMORE	L	10-59	91°, mostly cloudy
9/28/80	NEW ORLEANS	W	21-16	90°, partly cloudy
9/4/83	at Buffalo	W	12-0	90°, sunny
9/14/86	INDIANAPOLIS	W	30-10	90°, sunny
8/17/17	**BALTIMORE	L	7-31	90°, partly cloudy
9/23/18	OAKLAND	W	28-20	90°, partly cloudy
9/20/20	BUFFALO	L	28-31	90°, cloudy

** Preseason Game

MOUNTAINEER SHOT

Miami followed up “The Miami Miracle” in 2018 with “Mountaineer Shot” in 2019, another play that won the Bridgestone Performance NFL Play of the Year award. It marked the first time in league history the same team won consecutive Play of the Year awards.

On Dec. 1, 2019 vs. Philadelphia, the Dolphins were facing a fourth-and-goal from the 1-yard line in the second quarter. The Dolphins shifted out of a field goal formation with punter Matt Haack lined up in a shotgun formation at quarterback. He took the snap from center Daniel Kilgore – whose college team’s (Appalachian State) nickname was the Mountaineers, hence the name of the play – and rolled to his left, where he threw a touchdown pass to kicker Jason Sanders.

It marked the first time since 1977 (Denver’s Jim Turner) an NFL kicker caught a touchdown pass and the first time since 1964 (San Diego’s John Hadl and Keith Lincoln) that a player who led his team in punts threw a touchdown to a player who led his team in extra point/field goal attempts.



PLAYOFF HISTORY


1970 - AFC PLAYOFF

DEC. 27, 1970 | OAKLAND, CALIF.
OAKLAND-ALAMEDA CO. COLISEUM
ATTENDANCE: 54,401

MIAMI 14

OAKLAND 21

Oakland quarterback Daryle Lamonica unloaded an 82-yard touchdown pass to Rod Sherman with 9:34 left to play as Oakland spoiled the Dolphins' first appearance in the playoffs, 21-14, on a field oozing with mud. The Dolphins, who had won six consecutive games to finish the season 10-4 and gain a wild-card berth, took a 7-0 lead in the second quarter when Bob Griese fired a 16-yard strike to Paul Warfield in the end zone. Lamonica matched that TD with a 22-yard toss to Fred Biletnikoff only 1:50 before halftime. Raiders right cornerback Willie Brown intercepted a wet and wobbly pass by Griese and fled 50 yards along the sideline for the tie-breaking TD. It came minutes after Jake Scott recovered an Oakland fumble at the Miami 10-yard line. The heave to Sherman was insurance. Only three plays earlier, Dolphins kicker Garo Yepremian missed a 24-yard field goal attempt for the second time in the game. Oakland's George Blanda also missed a 23-yarder.



WR Paul Warfield

SCORING DRIVES

TEAM	QTR	TIME	PLAY (EXTRA POINT) (DRIVE INFO)	MIA	OAK
Dolphins	2	11:29	Warfield 16 yd. pass from Griese (Yepremian kick) (2-19)	7	0
Raiders	2	1:50	Biletnikoff, 22 yd. pass from Lamonica (Blanda kick) (8-62)	7	7
Raiders	3	2:34	Brown 50 yd. interception return (Blanda kick)	7	14
Raiders	4	9:34	Sherman 82 yd. pass from Lamonica (Blanda kick) (3-80)	7	21
Dolphins	4	10:32	W. Richardson 7 yd. pass from Griese (Yepremian kick) (9-69)	14	21

SCORING SUMMARY

	1	2	3	4	F
Miami	0	7	0	7	14
Oakland	0	7	7	7	21

GAME STATISTICS

RUSHING (Att-Yds-TD):

Miami: Kiick 14-64, Morris 8-29, Csonka 10-23, Griese 1-2.
Oakland: Hubbard 18-58, Smith 9-37, Dixon 8-31, Banaszak 1-(-6).

PASSING (A-C-Y-TD-I):

Miami: Griese 27-13-155-2-1.
Oakland: Lamonica 16-8-187-2-0.

RECEIVING (Rec-Yds-TD):

Miami: Warfield 4-62-1, Kiick 4-34, W. Richardson 2-30-1, Morris 2-15, Twilley 1-14.
Oakland: Biletnikoff 3-46-1, Chester 2-47, Sherman 1-82-1, Smith 1-9, Dixon 1-3.

SACKS:

Miami: None.
Oakland: Hilton 1, Curtis 1, Miller 1.

INTERCEPTIONS (Int-Yds-TD):

Miami: None.
Oakland: Brown 1-50-1.

TEAM STATS

	MIA	OAK
TOTAL FIRST DOWNS	16	12
By Rushing	5	5
By Passing	9	7
By Penalty	2	0
TOTAL NET YARDS	242	307
Total Offensive Plays	63	52
Average gain per offensive play	3.8	5.9
NET YARDS RUSHING	118	120
Total Rushing Plays	33	36
Average gain per rushing play	3.6	3.3
NET YARDS PASSING	124	187
Completed - Attempted	13-27	8-16
Avg. gain per pass play	4.1	11.7
Sacked - Yards Lost	3-31	0-0
Had Intercepted	1	0
PUNTS-YARDS-AVERAGE	5-196-39.2	4-129-32.3
TOTAL RETURN YARDAGE	51	90
No. and Yards Punt Returns	2-(-5)	1-(-1)
No. and Yards Kickoff Returns	4-56	3-41
No. and Yards Int. Returns	0-0	1-50
PENALTIES NUMBER-YARDS	0-0	4-30
FUMBLES NUMBER-LOST	2-0	4-2


1971 - AFC PLAYOFF

DEC. 25, 1971 | KANSAS CITY, MO.
KANSAS CITY MUNICIPAL STADIUM
ATTENDANCE: 45,822

MIAMI 27

KANSAS CITY 24 (2OT)

Garo Yepremian ended 82 minutes and 40 seconds of an epic struggle by booting a 37-yard field goal with 7:40 elapsed in the second overtime, lifting the Dolphins past Kansas City, 27-24, on Christmas Day. The Dolphins battled from behind three times to tie the AFC West champions, the third time on Bob Griese's five-yard pass to tight end Marv Fleming with 96 seconds remaining in regulation. Kansas City running back Ed Podolak, who amassed 350 yards of all-purpose running, returned the ensuing kickoff 78 yards to the Dolphin 22 where Curtis Johnson missed a desperation tackle. With 35 seconds on the clock, Jan Stenerud missed a 32-yard field-goal try. Stenerud had a 42-yarder blocked by Nick Buoniconti in the fifth quarter, and Yepremian was short with a 45-yard effort. But Larry Csonka crashed 29 yards to the Chiefs 36, and that put Yepremian, the NFL's scoring leader, in position to win it. Goal posts were on the goal line; in 1974 the uprights were moved to the end line.



TE Marv Fleming

SCORING DRIVES

TEAM	QTR	TIME	PLAY (EXTRA POINT) (DRIVE INFO)	MIA	KC
Chiefs	1	8:54	Stenerud 24 yd. field goal (9-40)	0	3
Chiefs	1	3:29	Podolak 7 yd. pass from Dawson (Stenerud kick) (6-35)	0	10
Dolphins	2	12:38	Csonka 1 yd. run (Yepremian kick) (9-80)	7	10
Dolphins	2	0:13	Yepremian 14 yd. field goal (4-5)	10	10
Chiefs	3	5:16	Otis 1 yd. run (Stenerud kick) (14-75)	10	17
Dolphins	3	1:00	Kiick 1 yd. run (Yepremian kick) (8-71)	17	17
Chiefs	4	6:46	Podolak 3 yd. run (Stenerud kick) (6-91)	17	24
Dolphins	4	1:36	Fleming 5 yd. pass from Griese (Yepremian kick) (9-71)	24	24
Dolphins	2OT	7:20	Yepremian 37 yd. field goal (6-40)	27	24

SCORING SUMMARY

	1	2	3	4	OT	2OT	F
Miami	0	10	7	7	0	3	27
Kansas City	10	0	7	7	0	0	24

GAME STATISTICS

RUSHING (Att-Yds-TD):

Miami: Csonka 24-86-1, Kiick 15-56-1, Griese 2-9, Warfield 2(-7).
Kansas City: Hayes 22-100, Podolak 17-85-1, Wright 2-15, Otis 3-13-1.

PASSING (A-C-Y-TD-I):

Miami: Griese 35-20-263-1-2.
Kansas City: Dawson 26-18-246-1-2.

RECEIVING (Rec-Yds-TD):

Miami: Warfield 7-140, Twilley 5-58, Fleming 4-37-1, Kiick 3-24, Mandich 1-4.
Kansas City: Podolak 8-110-1, Wright 3-104, Taylor 3-12, Hayes 3-6, Frazier 1-14.

SACKS:

Miami: Fernandez 0.5, Heinz 0.5.
Kansas City: None.

INTERCEPTIONS (Int-Yds-TD):

Miami: Scott 1-13, Johnson 1-0.
Kansas City: Lanier 1-7, Lynch 1-0.

TEAM STATS


	MIA	KC
TOTAL FIRST DOWNS	22	23
By Rushing	6	13
By Passing	14	10
By Penalty	2	0
TOTAL NET YARDS	407	451
Total Offensive Plays	78	71
Average gain per offensive play	5.2	6.4
NET YARDS RUSHING	144	213
Total Rushing Plays	43	44
Average gain per rushing play	3.3	4.8
NET YARDS PASSING	263	238
Completed - Attempted	20-35	18-26
Avg. gain per pass play	7.5	8.8
Sacked - Yards Lost	0-0	1-8
Had Intercepted	2	2
PUNTS-YARDS-AVERAGE	6-240-40.0	2-102-51.0
TOTAL RETURN YARDAGE	92	172
No. and Yards Punt Returns	1-18	2-1
No. and Yards Kickoff Returns	2-61	4-154
No. and Yards Int. Returns	2-13	2-17
PENALTIES NUMBER-YARDS	5-26	6-44
FUMBLES NUMBER-LOST	1-0	3-2

1971 - AFC CHAMPIONSHIP

JAN. 2, 1972 | MIAMI, FLA.
ORANGE BOWL
ATTENDANCE: 78,939

BALTIMORE 0

MIAMI 21



FB Larry Csonka

Three lightning plays and a persistent defense propelled the Dolphins into Super Bowl VI with a 21-0 rout of Baltimore before an all-time Orange Bowl record crowd of 78,939. Strong safety Dick Anderson intercepted a Johnny Unitas pass which was deflected by Curtis Johnson, and behind a wall of six open-field blocks, Anderson weaved 62 yards for a third-quarter touchdown. "My eyes were popping as I ran," Anderson said. "I've never seen so many people land on their heads." Before Anderson's convoy made it 14-0, the Dolphins staggered the defending Super Bowl champions when Bob Griese and Paul Warfield hooked up for a 75-yard TD pass. Warfield applied the clincher when he escaped 50 yards with a Griese pass, setting up a five-yard TD slam by fullback Larry Csonka. The Colts had not been held scoreless for 97 games over seven seasons. They were stopped at the Dolphins' 9 in the second quarter. Jim O'Brien missed two field-goal attempts and had another blocked by Lloyd Mumphord.

SCORING DRIVES

TEAM	QTR	TIME	PLAY (EXTRA POINT) (DRIVE INFO)	BAL	MIA
Dolphins	1	6:39	Warfield 75 yd. pass from Griese (Yepremian kick) (2-80)	0	7
Dolphins	3	4:39	Anderson 62 yd. interception return (Yepremian kick)	0	14
Dolphins	4	8:04	Csonka 5 yd. run (Yepremian kick) (6-74)	0	21

SCORING SUMMARY

	1	2	3	4	F
Baltimore	0	0	0	0	0
Miami	7	0	7	7	21

GAME STATISTICS

RUSHING (Att-Yds-TD):

Baltimore: McCauley 15-50, Nottingham 11-33, Nowatzke 2-5, Unitas 2-1.
Miami: Kiick 18-66, Csonka 15-63-1, Griese 1-12, Morris 1-3.

PASSING (A-C-Y-TD-I):

Baltimore: Unitas 36-20-224-0-3.
Miami: Griese 8-4-158-1-1.

RECEIVING (Rec-Yds-TD):

Baltimore: Hinton 6-98, Nottingham 4-26, Perkins 3-19, Havrilak 2-31, McCauley 2-24, Mitchell 1-14, Mackey 1-6, Matte 1-6.
Miami: Warfield 2-125-1, Twilley 2-33.

SACKS:

Baltimore: Smith 1, M. Curtis 1.
Miami: Heinz 2.

INTERCEPTIONS (Int-Yds-TD):

Baltimore: Logan 1-0.
Miami: Anderson 1-62-1, Kolen 1-11, Scott 1-0.

TEAM STATS

	BAL	MIA
TOTAL FIRST DOWNS	16	13
By Rushing	6	8
By Passing	10	4
By Penalty	0	1
TOTAL NET YARDS	302	286
Total Offensive Plays	68	45
Average gain per offensive play	4.4	6.4
NET YARDS RUSHING	93	144
Total Rushing Plays	29	35
Average gain per rushing play	3.2	4.1
NET YARDS PASSING	209	142
Completed - Attempted	20-36	4-8
Avg. gain per pass play	5.4	14.2
Sacked - Yards Lost	3-15	2-16
Had Intercepted	3	1
PUNTS-YARDS-AVERAGE	3-136-45.3	6-256-42.7
TOTAL RETURN YARDAGE	78	115
No. and Yards Punt Returns	5-20	2-20
No. and Yards Kickoff Returns	2-58	1-22
No. and Yards Int. Returns	1-0	3-73
PENALTIES NUMBER-YARDS	2-20	1-12
FUMBLES NUMBER-LOST	1-0	0-0


SUPER BOWL VI

JAN. 16, 1972 | NEW ORLEANS, LA.
TULANE STADIUM
ATTENDANCE: 80,591

DALLAS 24

MIAMI 3

A 252-yard rushing attack and sharp passing by Roger Staubach spurred the Dallas Cowboys to a 24-3 victory over the Dolphins at Tulane Stadium. Duane Thomas pranced 95 yards on 19 carries, fullback Walt Garrison added 74 yards on 14 carries and Staubach passed twice for touchdowns to Lance Alworth and Mike Ditka. Staubach, who was sacked twice in the first quarter, bounced back to complete 12 of 19 passes, and he scrambled from the Dolphin pass rush five times. The Dolphins were frustrated all day; in the first quarter, Larry Csonka lost a fumble and Bob Griese was chased by tackle Bob Lilly for a 29-yard loss. Griese also fumbled away a snap at the Dallas 16 in the fourth period. Although it was an intriguing 10-3 at halftime, the Cowboys marched 71 yards in eight plays after the kickoff, and Thomas swept three yards for the touchdown.



WR Paul Warfield

SCORING DRIVES

TEAM	QTR	TIME	PLAY (EXTRA POINT) (DRIVE INFO)	DAL	MI
Cowboys	1	1:23	Clark 9 yd. field goal (11-50)	3	0
Cowboys	2	1:15	Alworth 7 yd. pass from Staubach (Clark kick) (10-76)	10	0
Dolphins	2	0:04	Yepremian 31 yd. field goal (5-44)	10	3
Cowboys	3	9:43	D. Thomas 3 yd. run (Clark kick) (8-71)	17	3
Cowboys	4	11:42	Ditka 7 yd. pass from Staubach (Clark kick) (3-9)	24	3

SCORING SUMMARY

	1	2	3	4	F
Dallas	3	7	7	7	24
Miami	0	3	0	0	3

GAME STATISTICS

RUSHING (Att-Yds-TD):

Miami: Csonka 9-40, Kiick 10-40, Griese 1-0.
Dallas: Thomas 19-95-1, Garrison 14-74, Hill 7-25, Staubach 5-18, Ditka 1-17, Hayes 1-16, Reeves 1-7.

PASSING (A-C-Y-TD-I):

Miami: Griese 23-12-134-0-1.
Dallas: Staubach 19-12-119-2-0.

RECEIVING (Rec-Yds-TD):

Miami: Warfield 4-39, Kiick 3-21, Csonka 2-18, Fleming 1-27, Twilley 1-20, Mandich 1-9.
Dallas: Thomas 3-17, Alworth 2-28-1, Ditka 2-28-1, Hayes 2-23, Garrison 2-11, Hill 1-12.

SACKS:

Miami: Fernandez 1, Riley 1.
Dallas: Lilly 1.

INTERCEPTIONS (Int-Yds-TD):

Miami: None
Dallas: Howley 1-14.

TEAM STATS


	DAL	MI
TOTAL FIRST DOWNS	23	10
By Rushing	15	3
By Passing	8	7
By Penalty	0	0
THIRD DOWN EFFICIENCY	6-13-46%	2-9-22%
FOURTH DOWN EFFICIENCY	1-1-100%	0-0-0%
TOTAL NET YARDS	352	185
Total Offensive Plays	69	44
Average gain per offensive play	5.1	4.2
NET YARDS RUSHING	252	80
Total Rushing Plays	48	20
Average gain per rushing play	5.3	4.0
NET YARDS PASSING	100	105
Completed - Attempted	12-19	12-23
Avg. gain per pass play	4.8	4.4
Sacked - Yards Lost	2-19	1-29
Had Intercepted	0	1
PUNTS-YARDS-AVERAGE	5-186-37.2	5-200-40.0
TOTAL RETURN YARDAGE	74	143
No. and Yards Punt Returns	1-(-1)	1-21
No. and Yards Kickoff Returns	2-34	5-122
No. and Yards Int. Returns	1-41	0-0
PENALTIES NUMBER-YARDS	3-15	0-0
FUMBLES NUMBER-LOST	1-1	2-2
RED ZONE EFFICIENCY	3-5-60%	0-1-0%
GOAL TO GO EFFICIENCY	3-5-60%	0-0-0%
TIME OF POSSESSION	39:12	20:48

1972 - AFC PLAYOFF

DEC. 24, 1972 | MIAMI, FLA.
ORANGE BOWL
ATTENDANCE: 78,196

CLEVELAND 14

MIAMI 20



S Charlie Babb

On the ropes in the fourth quarter after an unprecedented 14 victories, the Dolphins responded to a poised Earl Morrall and drove 80 yards for a touchdown with 4:56 to play for a 20-14 victory over the Cleveland Browns. Morrall, the NFL's leading passer after replacing the injured Bob Griese 10 weeks earlier, had completed only four passes for 38 yards. But he threw 15 and 35 yards to Paul Warfield, reaching the Browns 20, and a pass interference call against linebacker Billy Andrews put the ball at the eight. Halfback Jim Kiick then bulled eight yards up the middle on a trap for the winning points. The triumph was sealed with a minute to play when Dolphins linebacker Doug Swift intercepted Cleveland QB Mike Phipps at the Dolphin 20. Despite stealing five of Phipps' passes, the Dolphins were stung by a 27-yard TD pass to Fair Hooker and trailed 14-13 with 8:11 to play.

SCORING DRIVES

TEAM	QTR	TIME	PLAY (EXTRA POINT)	DRIVE INFO	CLE	MIA
Dolphins	1	9:32	Babb 5 yd. blocked punt return	(Yepremian kick)	0	7
Dolphins	1	2:30	Yepremian 40 yd. field goal	(11-51)	0	10
Browns	3	7:38	Phipps 5 yd. run	(Cockroft kick) (5-44)	7	10
Dolphins	4	13:32	Yepremian 46 yd. field goal	(8-32)	7	13
Browns	4	8:11	Hooker 27 yd. pass from Phipps	(Cockroft kick) (11-90)	14	13
Dolphins	4	4:54	Kiick 8 yd. run	(Yepremian kick) (6-80)	14	20

SCORING SUMMARY

	1	2	3	4	F
Cleveland	0	0	7	7	14
Miami	10	0	0	10	20

GAME STATISTICS

RUSHING (Att-Yds-TD):

Cleveland: Scott 16-94, Phipps 8-47-1, Brown 4-13, Kelly 4-11.
Miami: Morris 15-72, Kiick 14-50-1, Warfield 2-41, Csonka 12-32, Morrall 4-3.

PASSING (A-C-Y-TD-I):

Cleveland: Phipps 23-9-131-1-5.
Miami: Morrall 13-6-88-0-0.

RECEIVING (Rec-Yds-TD):

Cleveland: B. Scott 4-30, Hooker 3-53-1, Kelly 1-27, Morin 1-21.
Miami: Twilley 3-33, Warfield 2-50, Kiick 1-5.

SACKS:

Cleveland: Roman 2, Sherk 1, Johnson 1.
Miami: Fernandez 1, Stanfill 1.

INTERCEPTIONS (Int-Yds-TD):

Miami: Cleveland: None.
Miami: Swift 2-19, Anderson 2-12, Johnson 1-33.

TEAM STATS

	CLE	MIA
TOTAL FIRST DOWNS	15	17
By Rushing	9	11
By Passing	6	4
By Penalty	0	2
TOTAL NET YARDS	283	272
Total Offensive Plays	57	64
Average gain per offensive play	5.0	4.3
NET YARDS RUSHING	165	198
Total Rushing Plays	32	47
Average gain per rushing play	5.2	4.2
NET YARDS PASSING	118	74
Completed - Attempted	9-23	6-13
Avg. gain per pass play	4.7	4.4
Sacked - Yards Lost	2-13	4-14
Had Intercepted	5	0
PUNTS-YARDS-AVERAGE	6-208-34.7	5-210-42.0
TOTAL RETURN YARDAGE	102	63
No. and Yards Punt Returns	2-46	1-(-1)
No. and Yards Kickoff Returns	3-56	0-0
No. and Yards Int. Returns	0-0	5-64
PENALTIES NUMBER-YARDS	3-5	3-25
FUMBLES NUMBER-LOST	2-0	2-2


1972 - AFC CHAMPIONSHIP

DEC. 31, 1972 | PITTSBURGH, PA.
THREE RIVERS STADIUM
ATTENDANCE: 50,350

MIAMI 21

PITTSBURGH 17

Quarterback Bob Griese, playing 11 weeks after he had broken his right leg, ignited a third-quarter touchdown drive with a 52-yard pass to Paul Warfield, and the Dolphins overtook the Pittsburgh Steelers, 21-17, in unusually warm 63-degree weather. Griese was given the nod in the second half after Earl Morrall had flipped a nine-yard touchdown pass to Larry Csonka for a 7-7 halftime deadlock. Punter Larry Seiple broke loose on a daring 37-yard run on fourth down to set up that TD. Trailing 10-7, Griese directed TD drives of 80 and 49 yards with Jim Kiick blasting two and three yards for the scores. Steelers quarterback Terry Bradshaw, who closed the gap with four straight completions on a 71-yard TD drive, was intercepted by Nick Buoniconti at midfield with 2 1/2 minutes to play. In addition to Seiple's dash, the Dolphins converted fourth-down situations on both Griese-led drives.



P/RB/TE Larry Seiple

SCORING DRIVES

TEAM	QTR	TIME	PLAY (EXTRA POINT)	(DRIVE INFO)	MIA	PIT
Steelers	1	4:15	Mullins recovery of Bradshaw fumble (Gerela kick)	(10-48)	0	7
Dolphins	2	11:57	Csonka 9 yd. pass from Morrall (Yepremian kick)	(9-80)	7	7
Steelers	3	10:56	Gerela 14 yd. field goal	(9-73)	7	10
Dolphins	3	3:21	Kiick 2 yd. run (Yepremian kick)	(11-80)	14	10
Dolphins	4	7:25	Kiick 3 yd. run (Yepremian kick)	(11-49)	21	10
Steelers	4	5:21	Young 12 yd. pass from Bradshaw (Gerela kick)	(4-71)	21	17

SCORING SUMMARY

	1	2	3	4	F
Miami	0	7	7	7	21
Pittsburgh	7	0	3	7	17

GAME STATISTICS

RUSHING (Att-Yds-TD):

Miami: Morris 16-76, Csonka 24-68, Seiple 1-37, Kiick 8-12-2.
Pittsburgh: Harris 16-76, Fuqua 8-47, Bradshaw 2-5.

PASSING (A-C-Y-TD-I):

Miami: Morrall 11-7-51-1-1, Griese 5-3-70-0-0.
Pittsburgh: Bradshaw 10-5-80-1-2, Hanratty 10-5-57-0-0.

RECEIVING (Rec-Yds-TD):

Miami: Fleming 5-50, Warfield 2-63, Csonka 1-9-1, Mandich 1-5, Morris 1-(-6).
Pittsburgh: Young 4-54-1, Shanklin 2-49, Harris 2-3, McMakin 1-22, Brown 1-9.

SACKS:

Miami: Stanfill 1-5, Den Herder 0-5.
Pittsburgh: None.

INTERCEPTIONS (Int-Yds-TD):

Miami: Buoniconti 1-6, Kolen 1-5.
Pittsburgh: Edwards 1-28.

TEAM STATS

	PIT	MIA
TOTAL FIRST DOWNS	19	13
By Rushing	11	6
By Passing	6	6
By Penalty	2	1
TOTAL NET YARDS	314	250
Total Offensive Plays	65	48
Average gain per offensive play	4.8	5.2
NET YARDS RUSHING	193	128
Total Rushing Plays	49	26
Average gain per rushing play	3.9	4.9
NET YARDS PASSING	121	122
Completed - Attempted	10-16	10-20
Avg. gain per pass play	7.6	5.5
Sacked - Yards Lost	0-0	2-15
Had Intercepted	1	2
PUNTS-YARDS-AVERAGE	4-142-35.5	4-205-51.3
TOTAL RETURN YARDAGE	34	118
No. and Yards Punt Returns	0-0	1-5
No. and Yards Kickoff Returns	1-23	3-85
No. and Yards Int. Returns	2-11	1-28
PENALTIES NUMBER-YARDS	2-19	4-30
FUMBLES NUMBER-LOST	0-0	2-0

SUPER BOWL VII

JAN. 14, 1973 | LOS ANGELES, CALIF.
MEMORIAL COLISEUM
ATTENDANCE: 90,182

MIAMI 14

WASHINGTON 7



S Jake Scott

"This is the ultimate," Coach Don Shula said quietly after his unbeaten Dolphins dominated Washington, 14-7, to cap a perfect season. It was Shula's first Super Bowl triumph in three tries. A record Super Bowl paid crowd of 90,182 saw the Dolphins surge to a 14-0 halftime lead even as one touchdown was nullified by an offside penalty. Miami intercepted three of Bill Kilmer's passes, and Manny Fernandez scuttled the Redskin running game with 17 tackles. An original Dolphin, Howard Twilley, eluded cornerback Pat Fischer to snare a 28-yard touchdown pass from Bob Griese in the first quarter. Griese's 57-yard TD bomb to Paul Warfield was erased by the penalty, but a 32-yard interception return by linebacker Nick Buoniconti set up the Dolphins' second score. Safety Jake Scott thwarted Kilmer with an end zone interception and 55-yard runback. Washington finally scored on a bizarre 49-yard fumble recovery by Mike Bass after a blocked field goal and attempted pass by kicker Garo Yepremian. Scott was named MVP.

SCORING DRIVES

TEAM	QTR	TIME	PLAY (EXTRA POINT) (DRIVE INFO)	MIA	WAS
Dolphins	1	0:01	Twilley 28 yd. pass from Griese (Yepremian kick) (6-63)	7	0
Dolphins	2	0:18	Kiick 1 yd. run (Yepremian kick) (5-27)	14	0
Washington	4	2:07	Bass 49 yd. fumble recovery (Knight kick)	14	7

SCORING SUMMARY

	1	2	3	4	F
Miami	7	7	0	0	14
Washington	0	0	0	7	7

GAME STATISTICS

RUSHING (Att-Yds-TD):

Miami: Csonka 15-112, Kiick 12-38-1, Morris 10-34.
Washington: Brown 22-72, Harraway 10-37, Kilmer 2-18, C.Taylor 1-8, Smith 1-6.

PASSING (A-C-Y-TD-I):

Miami: Griese 11-8-88-1-1.
Washington: Kilmer 28-14-104-0-3.

RECEIVING (Rec-Yds-TD):

Miami: Warfield 3-36, Kiick 2-6, Twilley 1-28-1, Mandich 1-19, Csonka 1-(1).
Washington: Jefferson 5-50, Brown 5-26, C.Taylor 2-20, Smith 1-11, Harraway 1-(3).

SACKS:

Miami: Fernandez 1, Stanfill 1.
Washington: Talbert 1, Biggs 1.

INTERCEPTIONS (Int-Yds-TD):

Miami: Scott 2-63, Buoniconti 1-32.
Washington: Owens 1-0.

TEAM STATS	MIA	WAS
TOTAL FIRST DOWNS	12	16
By Rushing	7	9
By Passing	5	7
By Penalty	0	0
THIRD DOWN EFFICIENCY	3-11-27%	3-13-23%
FOURTH DOWN EFFICIENCY	0-0-0%	0-1-0%
TOTAL NET YARDS	253	228
Total Offensive Plays	50	66
Average gain per offensive play	5.1	3.5
NET YARDS RUSHING	184	141
Total Rushing Plays	37	36
Average gain per rushing play	5.0	3.9
NET YARDS PASSING	69	87
Completed - Attempted	8-11	14-28
Avg. gain per pass play	5.3	2.9
Sacked - Yards Lost	2-19	2-17
Had Intercepted	1	3
PUNTS-YARDS-AVERAGE	7-301-43.0	5-156-31.2
TOTAL RETURN YARDAGE	132	54
No. and Yards Punt Returns	2-4	4-9
No. and Yards Kickoff Returns	2-33	3-45
No. and Yards Int. Returns	3-95	1-0
PENALTIES NUMBER-YARDS	3-35	3-25
FUMBLES NUMBER-LOST	2-1	1-0
RED ZONE EFFICIENCY	1-2-50%	0-2-0%
GOAL TO GO EFFICIENCY	1-2-50%	0-0-0%
TIME OF POSSESSION	27:29	32:31


1973 - AFC PLAYOFF

DEC. 23, 1973 | MIAMI, FLA.
ORANGE BOWL
ATTENDANCE: 80,047

CINCINNATI 16

MIAMI 34

A defense which had allowed only 15 touchdowns all season kept the Cincinnati Bengals out of the end zone while the Dolphins hammered 241 yards on the ground for a convincing 34-16 victory. Mercury Morris scooted 106 yards on 20 carries and Bob Griese completed 11 of 18 passes, including TDs of 13 yards to Paul Warfield and seven yards to Jim Mandich. Garo Yepremian converted field goals of 50 and 46 yards in the second half to widen the winning margin. The Dolphins led 21-3 when a lapse just before halftime gave life to the Bengals. Safety Neal Craig intercepted Griese and returned it 45 yards for a score, and Horst Muhlmann booted field goals of 46 and 12 yards – the second coming after Morris fumbled a kickoff – to make it 21-16.



TE Jim Mandich

SCORING DRIVES

TEAM	QTR	TIME	PLAY (EXTRA POINT) (DRIVE INFO)	CIN	MIA
Dolphins	1	9:37	Warfield 13 yd. pass from Griese (Yepremian kick) (10-80)	0	7
Bengals	1	5:38	Muhlmann 24 yd. field goal (10-55)	3	7
Dolphins	1	0:21	Csonka 1 yd. run (Yepremian kick) (12-80)	3	14
Dolphins	2	7:37	Morris 4 yd. run (Yepremian kick) (7-75)	3	21
Bengals	2	3:26	Craig 45 yd. interception return (Muhlmann kick)	10	21
Bengals	2	0:08	Muhlmann 46 yd. field goal (6-29)	13	21
Bengals	2	0:04	Muhlmann 12 yd. field goal (1-0)	16	21
Dolphins	3	9:42	Mandich 7 yd. pass from Griese (Yepremian kick) (7-72)	16	28
Dolphins	3	4:48	Yepremian 50 yd. field goal (7-16)	16	31
Dolphins	4	11:20	Yepremian 46 yd. field goal (8-32)	16	34

SCORING SUMMARY

	1	2	3	4	F
Cincinnati	3	13	0	0	16
Miami	14	7	10	3	34

GAME STATISTICS

RUSHING (Att-Yds-TD):

Cincinnati: Clark 7-40, Anderson 3-26, Johnson 2-17, Elliot 7-15, Curtis 1(-1).
Miami: Morris 20-106-1, Csonka 20-71-1, Kiick 10-51, Leigh 1-8, Nottingham 1-5.

PASSING (A-C-Y-TD-I):

Cincinnati: Anderson 27-14-113-0-1.
Miami: Griese 18-11-159-2-1, Briscoe 1-0-0-0-1.

RECEIVING (Rec-Yds-TD):

Cincinnati: Elliott 9-53, Joiner 2-33, Clark 2-18, Curtis 1-9.
Miami: Warfield 4-95-1, Mandich 3-28-1, Kiick 3-19, Briscoe 1-17.

SACKS:

Cincinnati: None.
Miami: Matheson 2, Stanfill 1.

INTERCEPTIONS (Int-Yds-TD):

Cincinnati: Craig 1-45-1, Casanova 1-0.
Miami: Anderson 1-19.

TEAM STATS

	CIN	MIA
TOTAL FIRST DOWNS	11	27
By Rushing	5	18
By Passing	6	9
By Penalty	0	0
TOTAL NET YARDS	194	400
Total Offensive Plays	50	71
Average gain per offensive play	3.9	5.6
NET YARDS RUSHING	97	241
Total Rushing Plays	20	52
Average gain per rushing play	4.9	4.6
NET YARDS PASSING	97	159
Completed - Attempted	14-27	11-19
Avg. gain per pass play	3.2	8.4
Sacked - Yards Lost	3-16	0-0
Had Intercepted	1	2
PUNTS-YARDS-AVERAGE	7-254-36.3	2-98-49.0
TOTAL RETURN YARDAGE	113	39
No. and Yards Punt Returns	2-26	2-6
No. and Yards Kickoff Returns	2-42	2-14
No. and Yards Int. Returns	2-45	1-19
PENALTIES NUMBER-YARDS	2-19	1-5
FUMBLES NUMBER-LOST	0-0	2-1


1973 - AFC CHAMPIONSHIP

DEC. 30, 1973 | MIAMI, FLA.
ORANGE BOWL
ATTENDANCE: 75,105

OAKLAND 10

MIAMI 27

A relentless running attack with Larry Csonka and Mercury Morris accounting for 203 of the 266 yards, respectively, powered the Dolphins to a 27-10 triumph over the Oakland Raiders for a third straight American Conference title. Csonka, a 237-pound battering ram who had his third consecutive 1,000-yard season, scored three touchdowns with his 117 yards on 29 carries. The Dolphins covered 64 and 63 yards exclusively on the ground for a 14-0 halftime lead. Then as the Raiders battled to within 17-10, Bob Griese directed ground assaults of 63 yards, culminating in a field goal, and 42 yards, ending in Csonka's third TD. Defensively, safety Dick Anderson forced a fourth-down fumble by Marv Hubbard at midfield, and the Dolphins took possession with a 20-10 lead and six minutes to play. Oakland had stopped Miami's 18-game winning streak, 12-7, three months earlier.



FB Larry Csonka

SCORING DRIVES

TEAM	QTR	TIME	PLAY (EXTRA POINT) (DRIVE INFO)	OAK	MIA
Dolphins	1	9:47	Csonka 11 yd. run (Yepremian kick) (8-64)	0	7
Dolphins	2	0:17	Csonka 2 yd. run (Yepremian kick) (15-63)	0	14
Raiders	3	9:49	Blanda 21 yd. field goal (11-63)	3	14
Dolphins	3	7:27	Yepremian 42 yd. field goal (3-8)	3	17
Raiders	3	2:38	Siani 25 yd. pass from Stabler (Blanda kick) (10-79)	10	17
Dolphins	4	9:42	Yepremian 26 yd. field goal (11-63)	10	20
Dolphins	4	1:49	Csonka 2 yd. run (Yepremian kick) (10-42)	10	27

SCORING SUMMARY

	1	2	3	4	F
Oakland	0	0	10	0	10
Miami	7	7	3	10	27

GAME STATISTICS

RUSHING (Att-Yds-TD):

Oakland: Hubbard 10-54, C. Smith 10-35, Davis 4-15, Banaszak 2-3.
Miami: Csonka 29-117-3, Morris 14-86, Griese 3-39, Kiick 6-12, Nottingham 1-12.

PASSING (A-C-Y-TD-I):

Oakland: Stabler 23-15-129-1-1.
Miami: Griese 6-3-34-0-1.

RECEIVING (Rec-Yds-TD):

Oakland: C.Smith 5-43, Siani 3-45-1, Biletnikoff 2-15, Hubbard 2-11, Moore 2-9, Davis 1-6.
Miami: Warfield 1-27, Briscoe 1-6, Kiick 1-1.

SACKS:

Oakland: Sistrunk 1.
Miami: None.

INTERCEPTIONS (Int-Yds-TD):

Oakland: Brown 1-0.
Miami: Matheson 1-29.

TEAM STATS

	OAK	MIA
TOTAL FIRST DOWNS	15	21
By Rushing	4	18
By Passing	9	2
By Penalty	2	1
TOTAL NET YARDS	236	292
Total Offensive Plays	49	60
Average gain per offensive play	4.8	4.9
NET YARDS RUSHING	107	266
Total Rushing Plays	26	53
Average gain per rushing play	4.1	5.0
NET YARDS PASSING	129	26
Completed - Attempted	15-23	3-6
Avg. gain per pass play	5.6	3.7
Sacked - Yards Lost	0-0	1-8
Had Intercepted	1	1
PUNTS-YARDS-AVERAGE	2-102-51.0	1-39-39.0
TOTAL RETURN YARDAGE	89	129
No. and Yards Punt Returns	1-0	2-10
No. and Yards Kickoff Returns	4-89	3-90
No. and Yards Int. Returns	1-0	1-29
PENALTIES NUMBER-YARDS	3-35	3-26
FUMBLES NUMBER-LOST	1-0	1-0

SUPER BOWL VIII

JAN. 13, 1974 | HOUSTON, TEXAS
RICE STADIUM
ATTENDANCE: 71,882

MINNESOTA 7

MIAMI 24

Winning for the 32nd time in 34 games, the Dolphins repeated as Super Bowl champions and proved themselves "Best Ever" with a 24-7 rout of the Minnesota Vikings at Rice Stadium. There was no doubt from the beginning. The Dolphins swept 62 yards in 10 plays with the opening kickoff, scoring on Larry Csonka's five-yard smash. Minnesota punted, and the onslaught resumed with a 56-yard, 10-play Dolphin drive capped by Jim Kiick's one-yard plunge. It was 17-0 before the Vikings crossed their 40, and a fourth-down fumble by Minnesota's Oscar Reed was recovered by safety Jake Scott at the Dolphins' six-yard line. A brilliant, diving catch by Paul Warfield netted 27 yards on a third-quarter TD drive that hiked the score to 24-0. Csonka finished with his best-ever total of 145 yards on 33 carries. The Dolphins rushed for 703 yards and outscored opponents 85-33 in the three-game playoff blitz. Csonka's yardage was a Super Bowl record and he was named MVP.



FB Larry Csonka

SCORING DRIVES

TEAM	QTR	TIME	PLAY (EXTRA POINT) (DRIVE INFO)	MIN	MIA
Dolphins	1	5:27	Csonka 5 yd. run (Yepremian kick) (10-62)	0	7
Dolphins	1	1:22	Kiick 1 yd. run (Yepremian kick) (10-56)	0	14
Dolphins	2	6:02	Yepremian 28 yd. field goal (8-44)	0	17
Dolphins	3	8:44	Csonka 2 yd. run (Yepremian kick) (8-43)	0	24
Vikings	4	13:25	Tarkenton 4 yd. run (Cox kick) (10-57)	7	24

SCORING SUMMARY

	1	2	3	4	F
Minnesota	0	0	0	7	7
Miami	14	3	7	0	24

GAME STATISTICS

RUSHING (Att-Yds-TD):

Minnesota: Reed 11-32; Foreman 7-18; Tarkenton 4-17-1;
Marinaro 1-3; B. Brown 1-2.
Miami: Csonka 33-145-2; Morris 11-34; Kiick 7-10-1; Griese 2-7.

PASSING (A-C-Y-TD-I):

Minnesota: Tarkenton 28-18-182-0-1.
Miami: Griese 7-6-73-0-0.

RECEIVING (Rec-Yds-TD):

Minnesota: Foreman 5-27; Gilliam 4-44; Voight 3-46; Marinaro
2-39; B. Brown 1-9; Kingsriter 1-9; Lash 1-9; Reed 1(-1-1).
Miami: Warfield 2-33; Mandich 2-21; Briscoe 2-19.

SACKS:

Minnesota: Paige 1.
Miami: Fernandez 1; Den Herder 1.

INTERCEPTIONS (Int-Yds-TD):

Minnesota: None.
Miami: Johnson 1-10.

TEAM STATS

	MIN	MIA
TOTAL FIRST DOWNS	14	21
By Rushing	5	13
By Passing	8	4
By Penalty	1	4
THIRD DOWN EFFICIENCY	8-15-53%	4-11-36%
FOURTH DOWN EFFICIENCY	0-1-0%	1-1-100%
TOTAL NET YARDS	238	259
Total Offensive Plays	54	61
Average gain per offensive play	4.4	4.2
NET YARDS RUSHING	72	196
Total Rushing Plays	24	53
Average gain per rushing play	3.0	3.7
NET YARDS PASSING	166	63
Completed - Attempted	18-28	6-7
Avg. gain per pass play	5.5	7.9
Sacked - Yards Lost	2-16	1-10
Had Intercepted	1	0
PUNTS-YARDS-AVERAGE	5-211-42.2	3-119-39.7
TOTAL RETURN YARDAGE	69	77
No. and Yards Punt Returns	0-0	3-20
No. and Yards Kickoff Returns	4-69	2-47
No. and Yards Int. Returns	0-0	1-10
PENALTIES NUMBER-YARDS	7-65	1-4
FUMBLES NUMBER-LOST	2-1	1-0
RED ZONE EFFICIENCY	1-2-50%	3-3-100%
GOAL TO GO EFFICIENCY	0-0-0%	3-3-100%
TIME OF POSSESSION	26:15	33:45

1974 - AFC PLAYOFF

DEC. 21, 1974 | OAKLAND, CALIF.
OAKLAND-ALAMEDA CO. COLISEUM
ATTENDANCE: 54,020

MIAMI 26

OAKLAND 28



WR Nat Moore

Oakland quarterback Ken Stabler, falling in the clutches of Vern Den Herder, unloaded a wobbly eight-yard pass that Clarence Davis wrestled from three defenders in the end zone, and the Raiders scored a stunning 28-26 victory over the defending champion Dolphins. Stabler, who had spent the last of his timeouts, appeared to have thrown an interception. But running back Davis clutched the football when bodies were untangled with 26 seconds remaining. It was the fourth TD pass for lefthander Stabler and his second "freak" score. Four minutes earlier Cliff Branch fell while catching a pass at the Dolphins' 27, but defender Henry Stuckey also slipped, and Branch got up and escaped for a 72-yard TD. The Dolphins, trailing by two points, went ahead with 2:08 remaining as rookie Benny Malone broke two tackles on a 23-yard touchdown run along the sideline.

SCORING DRIVES

TEAM	QTR	TIME	PLAY (EXTRA POINT) (DRIVE INFO)	MIA	OAK
Dolphins	1	14:45	N. Moore 89 yd. kickoff return (Yepremian kick)	7	0
Raiders	2	7:39	C. Smith 31 yd. pass from Stabler (Blanda kick) (7-78)	7	7
Dolphins	2	1:01	Yepremian 33 yd. field goal (11-47)	10	7
Raiders	3	8:05	Biletnikoff 13 yd. pass from Stabler (Blanda kick) (9-60)	10	14
Dolphins	3	6:38	Warfield 16 yd. pass from Griese (kick failed) (5-65)	16	14
Dolphins	4	11:50	Yepremian 46 yd. field goal (8-53)	19	14
Raiders	4	4:37	Brance 72 yd. pass from Stabler (Blanda kick) (2-83)	19	21
Dolphins	4	2:08	Malone 23 yd. run (Yepremian kick) (4-68)	26	21
Raiders	4	0:26	Davis 8 yd. pass from Stabler (Blanda kick) (8-68)	26	28

SCORING SUMMARY

	1	2	3	4	F
Miami	7	3	6	10	26
Oakland	0	7	7	14	28

GAME STATISTICS

RUSHING (Att-Yds-TD):

Miami: Csonka 24-114, Malone 14-83-1, Griese 2-14, Kiick 1-2.
Oakland: Davis 12-59, Hubbard 14-55, Banaszak 3-14, Stabler 3-7.

PASSING (A-C-Y-TD-I):

Miami: Griese 14-7-101-1-1.
Oakland: Stabler 30-20-293-4-1.

RECEIVING (Rec-Yds-TD):

Miami: Warfield 3-47-1, N. Moore 2-40, Nottingham 1-9, Kiick 1-5.
Oakland: Biletnikoff 8-122-1, Branch 3-84-1, Moore 3-22, C. Smith 2-35-1, C. Davis 2-16-1, Hubbard 1-9, Pitts 1-5.

SACKS:

Miami: Den Herder 1, Fernandez 1.
Oakland: Sistrunk 1, Jones 1.

INTERCEPTIONS (Int-Yds-TD):

Miami: Anderson 1-14.
Oakland: Villapiano 1-5.

TEAM STATS

	MIA	OAK
TOTAL FIRST DOWNS	18	19
By Rushing	10	8
By Passing	6	11
By Penalty	2	0
TOTAL NET YARDS	294	411
Total Offensive Plays	57	64
Average gain per offensive play	5.2	6.4
NET YARDS RUSHING	213	135
Total Rushing Plays	41	32
Average gain per rushing play	5.2	4.2
NET YARDS PASSING	81	276
Completed - Attempted	7-14	20-30
Avg. gain per pass play	5.1	8.6
Sacked - Yards Lost	2-20	2-17
Had Intercepted	1	1
PUNTS-YARDS-AVERAGE	6-199-33.2	7-299-42.7
TOTAL RETURN YARDAGE	202	156
No. and Yards Punt Returns	3-5	3-16
No. and Yards Kickoff Returns	5-183	6-135
No. and Yards Int. Returns	1-14	1-5
PENALTIES NUMBER-YARDS	3-15	3-59
FUMBLES NUMBER-LOST	0-0	0-0


1978 - AFC WILD CARD

DEC. 24, 1978 | MIAMI, FLA.
ORANGE BOWL
ATTENDANCE: 70,036

HOUSTON 17

MIAMI 9

The Houston Oilers amassed a 455-209 margin in total yardage, and aided by five Dolphins turnovers, gained a 17-9 victory in a battle of AFC wild-card entries at the Orange Bowl. Toni Fritsch kicked a 35-yard field goal with 7:25 remaining to snap a 7-7 tie that existed since the first quarter. An interception by linebacker Greg Bingham led to a clinching 50-yard touchdown drive capped by Earl Campbell's one-yard dive with 1:55 to go. Campbell, the NFL rushing leader with 1,450 yards as a rookie, had been checked for only 16 yards on 13 carries in the first half. Dolphins quarterback Bob Griese, playing with very sore ribs, connected with tight end Andre Tillman for a 13-yard TD after Earnie Rhone had recovered a fumbled punt at the Houston 21. But Griese completed only 13 of 28 passes. Twice the Dolphins lost the ball inside the Oilers 10-yard line when the game was tied. Houston's Dan Pastorini wore a flak jacket to protect three broken ribs, and he passed for 261 of his 306-yard total in the first half.



QB Bob Griese

SCORING DRIVES

TEAM	QTR	TIME	PLAY (EXTRA POINT) (DRIVE INFO)	HOU	MIA
Dolphins	1	5:02	Tillman 13 yd. pass from Griese (Yepremian kick) (2-21)	0	7
Oilers	1	0:03	Wilson 13 yd. pass from Pastorini (Fritsch kick) (10-71)	7	7
Oilers	4	7:25	Fritsch 35 yd. field goal (10-53)	10	7
Oilers	4	1:55	Campbell 1 yd. run (Fritsch kick) (10-50)	17	7
Dolphins	4	0:11	Safety, Pastorini runs out of end zone	17	9

SCORING SUMMARY

	1	2	3	4	F
Houston	7	0	0	10	17
Miami	7	0	0	2	9

GAME STATISTICS

RUSHING (Att-Yds-TD):

Houston: Campbell 26-84-1, Wilson 14-76, Poole 1-12, Coleman 1-2, Pastorini 3-(9).
Miami: L. Harris 9-43, Williams 13-41, N. Moore 1-7, Bulaich 2-0.

PASSING (A-C-Y-TD-I):

Houston: Pastorini 29-20-306-1-0, Barber 1-0-0-0-0.
Miami: Griese 28-11-114-1-2, Strock 2-1-23-0-1.

RECEIVING (Rec-Yds-TD):

Houston: Burrough 6-103, Wilson 5-40-1, Barber 4-112, Woods 2-22, Campbell 1-13, Caster 1-11, Coleman 1-5.
Miami: D. Harris 4-42, N. Moore 2-28, Tillman 2-24-1, Bulaich 2-14, L. Harris 1-21, Williams 1-8.

SACKS:

Houston: Washington 1, Bethea 1.
Miami: Bokamper 2.

INTERCEPTIONS (Int-Yds-TD):


Houston: Bingham 1-4, Reinfeldt 1-0, Sternrick 1-0.
Miami: None.

TEAM STATS

	HOU	MIA
TOTAL FIRST DOWNS	23	14
By Rushing	9	6
By Passing	14	7
By Penalty	0	1
THIRD DOWN EFFICIENCY	8-16-50%	5-12-42%
TOTAL NET YARDS	455	209
Total Offensive Plays	77	57
Average gain per offensive play	5.9	3.7
NET YARDS RUSHING	165	91
Total Rushing Plays	45	25
Average gain per rushing play	3.7	3.6
NET YARDS PASSING	290	118
Completed - Attempted	20-30	12-30
Avg. gain per pass play	9.1	3.7
Sacked - Yards Lost	2-16	2-19
Had Intercepted	0	3
PUNTS-YARDS-AVERAGE	5-220-44.0	5-243-48.6
TOTAL RETURN YARDAGE	70	133
No. and Yards Punt Returns	3-11	1-24
No. and Yards Kickoff Returns	2-55	5-109
No. and Yards Int. Returns	3-4	0-0
PENALTIES NUMBER-YARDS	5-37	1-5
FUMBLES NUMBER-LOST	3-1	2-2
TIME OF POSSESSION	35:43	24:17

MIAMI 14

PITTSBURGH 34



WR Duriel Harris

Launching a drive to their fourth Super Bowl title in six years, the Pittsburgh Steelers scored touchdowns on their first three possessions and coasted to a 34-14 victory at Three Rivers Stadium. Miami managed only 25 yards rushing against the Steel Curtain and was stopped twice in the second quarter after achieving a first down inside the Steelers 10-yard line. The Dolphins got as close as 20-7 with a seven-yard TD pass from Bob Griese to Duriel Harris in the third period, but Pittsburgh responded with a 69-yard TD drive. The Steelers marched 62, 62 and 56 yards for their first-quarter scores when quarterback Terry Bradshaw completed 8 of 10 passes, including touchdowns to John Stallworth and Lynn Swann, who was standing alone in the end zone. Don Strock directed a 13-play, 76-yard TD drive after relieving Griese in the fourth quarter.

SCORING DRIVES

TEAM	QTR	TIME	PLAY (EXTRA POINT) (DRIVE INFO)	MIA	PIT
Steelers	1	7:58	Thornton 1 yd. run (Bahr kick) (13-62)	0	7
Steelers	1	3:57	Stallworth 17 yd. pass from Bradshaw (kick blocked) (9-62)	0	13
Steelers	1	0:51	Swann 20 yd. pass from Bradshaw (Bahr kick) (6-56)	0	20
Dolphins	3	11:05	Harris 7 yd. pass from Griese (von Schamann kick) (2-11)	7	20
Steelers	3	6:02	Bleier 1 yd. run (Bahr kick) (12-69)	7	27
Steelers	4	9:04	Harris 5 yd. run (Bahr kick) (9-43)	7	34
Dolphins	4	3:07	Csonka 1 yd. run (von Schamann kick) (13-76)	14	34

SCORING SUMMARY

	1	2	3	4	F
Miami	0	0	7	7	14
Pittsburgh	20	0	7	7	34

GAME STATISTICS

RUSHING (Att-Yds-TD):

Miami: Csonka 10-20-1, Davis 2-12, Griese 1-1, Williams 8-1, Roberts 1(-9).
Pittsburgh: Harris 21-83-1, Thornton 12-52-1, Hawthorne 2-15, Bleier 4-13-1, Anderson 1(-4).

PASSING (A-C-Y-TD-I):

Miami: Griese 26-14-118-1-1, Strock 14-8-125-0-1.
Pittsburgh: Bradshaw 31-21-230-2-0.

RECEIVING (Rec-Yds-TD):

Miami: Williams 6-26, Moore 5-93, Harris 3-61-1, Nathan 3-27, Davis 2-24, Hardy 2-12, Torrey 1-0.
Pittsburgh: Stallworth 6-86-1, Harris 5-32, Smith 4-41, Swann 3-37-1, Thornton 3-34.

SACKS:

Miami: Barisich 0.5, Den Herder 0.5.
Pittsburgh: Dunn 1.5, Greene 1, Lambert 0.5.

INTERCEPTIONS (Int-Yds-TD):

Miami: None.
Pittsburgh: Winston 1-3, Woodruff 1-0.

TEAM STATS	MIA	PIT
TOTAL FIRST DOWNS	16	27
By Rushing	2	14
By Passing	11	12
By Penalty	3	1
THIRD DOWN EFFICIENCY	7-19-37%	11-14-79%
TOTAL NET YARDS	249	379
Total Offensive Plays	65	72
Average gain per offensive play	3.8	5.3
NET YARDS RUSHING	25	159
Total Rushing Plays	22	40
Average gain per rushing play	1.1	4.0
NET YARDS PASSING	224	220
Completed - Attempted	22-40	21-31
Avg. gain per pass play	5.2	6.9
Sacked - Yards Lost	3-19	1-10
Had Intercepted	2	0
PUNTS-YARDS-AVERAGE	4-145-36.3	2-59-29.5
TOTAL RETURN YARDAGE	87	80
No. and Yards Punt Returns	0-0	4-31
No. and Yards Kickoff Returns	6-87	2-46
No. and Yards Int. Returns	0-0	2-3
PENALTIES NUMBER-YARDS	4-35	8-41
FUMBLES NUMBER-LOST	0-0	3-3
TIME OF POSSESSION	27:15	32:45


1981 - AFC DIVISIONAL

JAN. 2, 1982 | MIAMI, FLA.
ORANGE BOWL
ATTENDANCE: 73,735

SAN DIEGO 41

MIAMI 38 (OT)

A record-setting showcase of the passing game resulted in NFL playoff marks for most points (79), most total yards (1,036) and most drama as the San Diego Chargers outlasted the Dolphins 41-38 in overtime. "The Miracle That Died" was the Miami Herald headline after the Dolphins rallied behind reserve quarterback Don Strock to overcome a 24-point deficit. The Pro Football Hall of Fame voted the contest as the "NFL's Game of the '80s." Strock completed 29 of 43 passes for 403 yards and four touchdowns, spurring the Dolphins to a 38-31 lead. A 12-yard sweep by Tony Nathan on the first play of the fourth quarter put the Dolphins on top. But Chargers quarterback Dan Fouts, who passed for an NFL record 4,802 yards during the season, led an 82-yard drive capped by a 9-yard pass to James Brooks to tie the game with 58 seconds remaining. Five players had more than 100 yards in receptions, topped by Chargers tight end Kellen Winslow with 13 catches for 166 yards. Fouts, who finished with 433 yards on 33 of 53 marksmanship, hooked up with Charlie Joiner for 39 yards to the Dolphins 10-yard line. Rolf Benirschke then kicked a 29-yard field goal to end the struggle at 13:52 of overtime. Benirschke had missed a 27-yard attempt eight minutes earlier, and Miami's Uwe von Schamann had two attempts blocked – a 43-yarder on the last play of regulation and a 35-yarder after 11:27 of overtime. It was the first game in NFL history in which two quarterbacks passed for more than 400 yards.



RB Tony Nathan

SCORING SUMMARY

	1	2	3	4	OT	F
San Diego	24	0	7	7	3	41
Miami	0	17	14	7	0	38

SCORING DRIVES

TEAM	QTR	TIME	PLAY (EXTRA POINT) (DRIVE INFO)	SD	MIA
Chargers	1	9:49	Benirschke 32 yd. field goal (9-64)	3	0
Chargers	1	7:24	Chandler 56 yd. punt return (Benirschke kick) (10-0)	0	0
Chargers	1	3:58	Muncie 1 yd. run (Benirschke kick) (7-29)	17	0
Chargers	1	1:31	Brooks 8 yd. pass from Fouts (Benirschke kick) (3-11)	24	0
Dolphins	2	8:31	von Schamann 34 yd. field goal (10-63)	24	3
Dolphins	2	2:45	Rose 1 yd. pass from Strock (von Schamann kick) (7-39)	24	10
Dolphins	2	0:00	Nathan 25 yd. run after lateral from Harris who caught a 15 yd. pass from Strock (von Schamann kick) (4-63)	24	17
Dolphins	3	10:50	Rose 15 yd. pass from Strock (von Schamann kick) (8-74)	24	24
Chargers	3	4:15	Winslow 25 yd. pass from Fouts (Benirschke kick) (6-60)	31	24
Dolphins	3	1:28	Hardy 50 yd. pass from Strock (von Schamann kick) (6-83)	31	31
Dolphins	4	14:53	Nathan 12 yd. run (von Schamann kick) (2-15)	31	38
Chargers	4	0:58	Brooks 9 yd. pass from Fouts (Benirschke kick) (10-82)	38	38
Chargers	OT	1:08	Benirschke 29 yd. field goal	41	38

GAME STATISTICS

RUSHING (Att-Yds-TD):

San Diego: Muncie 24-120-1, Brooks 3-19, Fouts 2-10.
Miami: Nathan 14-48-1, Woodley 1-10, Hill 3-8, Vigorito 1-6, Franklin 9-6.

PASSING (A-C-Y-TD-I):

San Diego: Fouts 53-33-433-3-1, Muncie 1-0-0-0-0.
Miami: Strock 43-29-403-4-1, Woodley 5-2-20-0-1.

RECEIVING (Rec-Yds-TD):

San Diego: Winslow 13-166-1, Joiner 7-108, Chandler 6-106, Brooks 4-31-2, Muncie 2-5, Scales 1-17.
Miami: Nathan 9-114-1, Harris 6-106, Hardy 5-89-1, Rose 4-37-2, Cefalo 3-62, Vigorito 2-12, Hill 2-3.

SACKS:

San Diego: Johnson 2, Jones 1.
Miami: Bokamper 2.

INTERCEPTIONS (Int-Yds-TD):

San Diego: Edwards 1-35, Buchanon 1-0.
Miami: L. Blackwood 1-8.

TEAM STATS

	SD	MIA
TOTAL FIRST DOWNS	34	25
By Rushing	10	3
By Passing	21	21
By Penalty	3	1
THIRD DOWN EFFICIENCY	8-15-53%	8-16-50%
TOTAL NET YARDS	564	472
Total Offensive Plays	85	79
Average gain per offensive play	6.6	6.0
NET YARDS RUSHING	149	78
Total Rushing Plays	29	28
Average gain per rushing play	5.1	2.8
NET YARDS PASSING	415	394
Completed - Attempted	33-54	31-48
Avg. gain per pass play	7.4	7.7
Sacked - Yards Lost	2-18	3-29
Had Intercepted	1	2
PUNTS-YARDS-AVERAGE	4-161-40.3	5-210-42.0
TOTAL RETURN YARDAGE	199	140
No. and Yards Punt Returns	2-64	1-12
No. and Yards Kickoff Returns	6-100	6-98
No. and Yards Int. Returns	2-35	1-30
PENALTIES NUMBER-YARDS	9-55	7-50
FUMBLES NUMBER-LOST	3-3	2-1
TIME OF POSSESSION	37:25	36:27

1982 - AFC FIRST ROUND

JAN. 8, 1983 | MIAMI, FLA.
ORANGE BOWL
ATTENDANCE: 68,842

NEW ENGLAND 13

MIAMI 28



LB Earnie Rhone

For the first time in nine years, the Miami Dolphins won a playoff game, defeating the New England Patriots 28-13. Dolphins QB David Woodley had one of his finest games, completing 16 of 19 passes for 246 yards and two TDs. He was a perfect 8-8 in the second half. The Dolphins had not experienced a playoff win since January 13, 1974, when they downed Minnesota in Super Bowl VIII. The Dolphins took command in the second quarter, putting together back-to-back TD drives of 76 and 79 yards that turned a 3-0 deficit into a 14-3 halftime advantage. The four Miami TDs came on a pair of two-yard passes from Woodley to tight end Bruce Hardy, a one-yard run by Andra Franklin and Woody Bennett's two-yard burst up the middle. Franklin finished with 112 yards on 26 carries, but lost the ball three times on fumbles. Two of those fumbles resulted in John Smith field goals of 23 and 42 yards for New England.

SCORING DRIVES

TEAM	QTR	TIME	PLAY (EXTRA POINT) (DRIVE INFO)	NE	MIA
Patriots	2	11:53	Smith 23 yd. field goal (8-24)	3	0
Dolphins	2	6:36	Hardy 2 yd. pass from Woodley (von Schamann kick) (9-76)	3	7
Dolphins	2	2:08	Franklin 1 yd. run (von Schamann kick) (9-79)	3	14
Patriots	3	7:04	Smith 42 yd. field goal (8-38)	6	14
Dolphins	3	1:01	Bennett 2 yd. run (von Schamann kick) (11-74)	6	21
Dolphins	4	8:55	Hardy 2 yd. pass from Woodley (von Schamann kick) (8-62)	6	28
Patriots	4	5:22	Hasselbeck 22 yd. pass from Grogan (Smith kick) (6-80)	13	28

SCORING SUMMARY

	1	2	3	4	F
New England	0	13	3	7	13
Miami	0	14	7	7	28

GAME STATISTICS

RUSHING (Att-Yds-TD):

New England: van Eeghen 9-40, Collins 7-35, Tatupu 1-4, Morgan 1(-2).
Miami: Franklin 26-112-1, Nathan 12-71, Woodley 1-16, Bennett 5-10-1, Vigorito 1-5.

PASSING (A-C-Y-TD-I):

New England: Grogan 30-16-189-1-2.
Miami: Woodley 19-16-246-2-0.

RECEIVING (Rec-Yds-TD):

New England: Hasselbeck 7-87-1, Dawson 4-49, Collins 1-17, Toler 1-16,
Brown 1-8, Johnson 1-7, van Eeghen 1-5.
Miami: Nathan 5-68, Hardy 3-23-2, Rose 2-47, Vigorito 2-40, Cefalo 2-27, Harris 1-36, Diana 1-5.

SACKS:

New England: Owens 2.
Miami: Rhone 1, Bokamper 1, Baumhower 1, Duhe 1.

INTERCEPTIONS (Int-Yds-TD):

New England: None.
Miami: McNeal 1-16, Small 1-0.

TEAM STATS	NE	MIA
TOTAL FIRST DOWNS	14	27
By Rushing	6	12
By Passing	8	14
By Penalty	0	1
THIRD DOWN EFFICIENCY	1-9-11%	7-9-78%
TOTAL NET YARDS	237	448
Total Offensive Plays	52	66
Average gain per offensive play	4.6	6.8
NET YARDS RUSHING	77	214
Total Rushing Plays	18	45
Average gain per rushing play	4.3	4.8
NET YARDS PASSING	160	234
Completed - Attempted	16-30	16-19
Avg. gain per pass play	4.7	11.1
Sacked - Yards Lost	4-29	2-12
Had Intercepted	2	0
PUNTS-YARDS-AVERAGE	5-218-43.6	1-51-51.0
TOTAL RETURN YARDAGE	54	138
No. and Yards Punt Returns	0-0	4-40
No. and Yards Kickoff Returns	3-54	3-73
No. and Yards Int. Returns	0-0	2-25
PENALTIES NUMBER-YARDS	4-27	2-15
FUMBLES NUMBER-LOST	1-1	3-3
TIME OF POSSESSION	24:09	35:51


1982 - AFC SECOND ROUND

JAN. 16, 1983 | MIAMI, FLA.
ORANGE BOWL
ATTENDANCE: 71,383

SAN DIEGO 13

MIAMI 34

The Dolphins choked off the famed Chargers offense and won 34-13. The Dolphins defense stopped the San Diego offense, holding it to a total of 247 yards – 203 yards below its league-leading average - while holding the Chargers scoreless in the second half. Dolphins defenders intercepted QB Dan Fouts five times, sacked him three times and held the Chargers to 15 completions for 191 yards – their lowest output since a January, 1982, playoff game in the ice at Cincinnati. The Dolphins offense kept Fouts and Company on the sideline by utilizing ball control that produced 80 plays to San Diego's 54 and an overwhelming time of possession advantage; the Dolphins had the ball for 40:46 to the Chargers' 19:14. Dolphins QB David Woodley guided his team to a 214-yard ground attack while connecting on 17-22 passes for 195 yards and two TDs. Woodley opened the scoring with a three-yard pass to Nat Moore in the first quarter and made it 14-0 by directing Miami 89 yards on 13 plays. Chargers kickoff returner Hank Bauer fumbled a kickoff which was recovered by Uwe von Schamann at the Chargers' 23-yard line. Seven plays later, Woodley hit tight end Ronnie Lee on a six-yard look-in pass for the score. On the next kickoff, Dolphins rookie Rich Diana recovered a fumble by the Chargers' James Brooks, but this time Miami had to settle for a 29-yard von Schamann field goal. The Chargers scored two late TDs, one on a 28-yard pass from Fouts to Charlie Joiner and the other on Chuck Muncie's one-yard dive that ended the San Diego scoring. Von Schamann added a second field goal shortly before the end of the first half and Woodley scored on a seven-yard QB draw early in the fourth quarter.



QB David Woodley

SCORING SUMMARY

	1	2	3	4	F
San Diego	0	13	0	0	13
Miami	7	20	0	7	34

SCORING DRIVES

TEAM	QTR	TIME	PLAY (EXTRA POINT) (DRIVE INFO)	SD	MIA
Dolphins	1	8:08	Moore 3 yd. pass from Woodley (von Schamann kick) (5-26)	0	7
Dolphins	2	13:32	Franklin 3 yd. run (von Schamann kick) (13-89)	0	14
Dolphins	2	10:29	Lee 6 yd. pass from Woodley (von Schamann kick) (7-23)	0	21
Dolphins	2	7:45	von Schamann 24 yd. field goal	0	24
Chargers	2	3:46	Joiner 28 yd. pass from Fouts (kick failed) (3-28)	6	24
Dolphins	2	1:05	von Schamann 23 yd. field goal (7-70)	6	27
Chargers	2	0:22	Muncie 1 yd. run (Benirschke kick) (5-76)	13	27
Dolphins	4	14:18	Woodley 7 yd. run (von Schamann kick) (8-62)	13	34

GAME STATISTICS

RUSHING (Att-Yds-TD):

San Diego: Muncie 11-62-1, Brooks 3-9, Capelletti 1-5, Fouts 2-3.
Miami: Franklin 23-96-1, Nathan 19-83, Woodley 3-14-1, Bennett 7-14, Orosz 1-11, Vigorito 1-2, Jensen 2-(-6).

PASSING (A-C-Y-TD-I):

San Diego: Fouts 34-15-191-1-5.
Miami: Woodley 22-17-195-2-1, Nathan 1-1-20-0-0.

RECEIVING (Rec-Yds-TD):

San Diego: Muncie 6-53, Chandler 2-38, Brooks 2-25, Sievers 2-21,
Joiner 1-28-1, Winslow 1-18, Holohan 1-8.
Miami: Nathan 8-55, Hardy 3-45, Cefalo 2-69, Vigorito 2-22, Harris 1-15, Lee 1-6-1, Moore 1-3-1.

SACKS:

San Diego: Ferguson 1.
Miami: Duhe 2, Bokamper 1.

INTERCEPTIONS (Int-Yds-TD):

San Diego: Fox 1-18.
Miami: G. Blackwood 2-19, McNeal 1-20, Small 1-16, L. Blackwood 1-(-1).

TEAM STATS

	SD	MIA
TOTAL FIRST DOWNS	17	29
By Rushing	5	15
By Passing	9	11
By Penalty	3	3
THIRD DOWN EFFICIENCY	4-11-36%	7-14-50%
TOTAL NET YARDS	247	413
Total Offensive Plays	54	80
Average gain per offensive play	4.6	5.2
NET YARDS RUSHING	79	214
Total Rushing Plays	17	56
Average gain per rushing play	4.6	3.8
NET YARDS PASSING	168	199
Completed - Attempted	15-34	18-23
Avg. gain per pass play	4.5	8.3
Sacked - Yards Lost	3-23	1-16
Had Intercepted	5	1
PUNTS-YARDS-AVERAGE	4-165-41.3	3-121-40.3
TOTAL RETURN YARDAGE	127	98
No. and Yards Punt Returns	3-16	2-4
No. and Yards Kickoff Returns	7-93	3-40
No. and Yards Int. Returns	1-18	5-54
PENALTIES NUMBER-YARDS	7-62	6-70
FUMBLES NUMBER-LOST	3-2	2-1
TIME OF POSSESSION	19:14	40:46

1982 - AFC CHAMPIONSHIP

JAN. 23, 1983 | MIAMI, FLA.
ORANGE BOWL
ATTENDANCE: 67,396

N.Y. JETS 0

MIAMI 14

For the third time in as many games in 1982, the Miami Dolphins defeated the New York Jets, this time on a rainy, mud-soaked Orange Bowl field. The Dolphins set an AFC Championship Game record by holding the Jets to 139 total yards. A.J. Duhe set an AFC playoff record with three interceptions, including one he returned for a 35-yard TD. The Dolphins set an NFL record by being the first team to have defeated the same team three times in a season – two times during the regular season and once in a playoff game. On nine occasions since the AFL-NFL merger, teams had met three times in a season – but no team had won all three games. Before a crowd of 67,396, the Dolphins' Woody Bennett rumbled seven yards up the middle to score the only points the Dolphins would need. That came in the third quarter after the teams had trudged through a scoreless first half on the soggy Prescription Athletic Turf.



LB A.J. Duhe

SCORING DRIVES

TEAM	QTR	TIME	PLAY (EXTRA POINT) (DRIVE INFO)	NYJ	MIA
Dolphins	3	12:55	Bennett 7 yd. run (von Schamann kick) (7-48)	0	7
Dolphins	4	12:52	Duhe 35 yd. interception return (von Schamann kick)	0	14

SCORING SUMMARY

	1	2	3	4	F
N.Y. Jets	0	0	0	0	0
Miami	0	0	7	7	14

GAME STATISTICS

RUSHING (Att-Yds-TD):

N.Y. Jets: McNeil 17-46, Todd 4-10, Augustyniak 2-5, Dierking 1-1.
Miami: Woodley 8-46, Franklin 13-44, Nathan 7-24, Bennett 13-24-1.

PASSING (A-C-Y-TD-I):

N.Y. Jets: Todd 37-15-103-0-5.
Miami: Woodley 21-9-87-0-3.

RECEIVING (Rec-Yds-TD):

N.Y. Jets: Harper 4-14, Jones 3-35, Barkum 2-20, Augustyniak 2-12,
McNeil 1-9, Gaffney 1-7, Dierking 1-6, Walker 1-0.
Miami: Vigorito 3-29, Harris 2-28, Nathan 2-4, Rose 1-20, Lee 1-6.

SACKS:

N.Y. Jets: Gastineau 2, Lyons 1, Neil 1.
Miami: Bokamper 2, Brudzinski 1, Baumhower 1.

INTERCEPTIONS (Int-Yds-TD):

N.Y. Jets: Schroy 2-1, Buttle 1-0.
Miami: Duhe 3-36-1, Small 1-8, G. Blackwood 1-4.

TEAM STATS

	NYJ	MIA
TOTAL FIRST DOWNS	10	13
By Rushing	2	7
By Passing	6	5
By Penalty	2	1
THIRD DOWN EFFICIENCY	4-17-24%	8-18-44%
TOTAL NET YARDS	139	198
Total Offensive Plays	65	66
Average gain per offensive play	2.1	3.0
NET YARDS RUSHING	62	138
Total Rushing Plays	24	41
Average gain per rushing play	2.6	3.4
NET YARDS PASSING	77	60
Completed - Attempted	15-37	9-21
Avg. gain per pass play	1.9	2.4
Sacked - Yards Lost	4-26	4-27
Had Intercepted	5	3
PUNTS-YARDS-AVERAGE	10-357-35.7	10-333-33.3
TOTAL RETURN YARDAGE	97	88
No. and Yards Punt Returns	6-65	3-20
No. and Yards Kickoff Returns	1-31	1-20
No. and Yards Int. Returns	3-1	5-48
PENALTIES NUMBER-YARDS	6-42	3-15
FUMBLES NUMBER-LOST	1-0	3-1
TIME OF POSSESSION	26:09	33:51

SUPER BOWL XVII

JAN. 30, 1983 | PASADENA, CALIF.
ROSE BOWL
ATTENDANCE: 103,667

MIAMI 17

WASHINGTON 27

Washington, behind the power running of John Riggins, came from behind to win Super Bowl XVII in the famed Rose Bowl, beating Miami 27-17. Before the second-largest crowd for a Super Bowl – 103,667 fans – Washington took the lead for the first time with a little more than 10 minutes left on the clock. The game was marked by a Super Bowl record performance by Fulton Walker, who returned four kickoffs 190 yards, including a 98-yard TD that gave Miami a 17-10 halftime lead. It was the first kickoff returned for a TD in Super Bowl history and the longest kickoff return in playoff history. Riggins ran up 166 yards on 38 carries, both Super Bowl records. On a short-yardage play – fourth-and-one from the Redskin 43 with 10:01 to play – Riggins broke a tackle and scored on a 43-yard run. Riggins accounted for 181 total yards, five more yards than the entire Miami offense could manage in the game. In the first quarter, Miami jumped to a quick lead with a 76-yard David Woodley to Jimmy Cefalo pass for a TD.



CB Fulton Walker

SCORING DRIVES

TEAM	QTR	TIME	PLAY (EXTRA POINT) (DRIVE INFO)	MIA	WAS
Dolphins	1	8:11	Cefalo 76 yd. pass from Woodley (von Schamann kick) (2-80)	7	0
Washington	2	14:39	Moseley 31 yd. field goal (9-32)	7	3
Dolphins	2	6:00	von Schamann 20 yd. field goal (14-50)	10	3
Washington	2	1:51	Garrett 4 yd. pass from Theismann (Moseley kick) (11-80)	10	10
Dolphins	2	1:38	Walker 98 yd. kickoff return (von Schamann kick)	17	10
Washington	3	8:09	Moseley 20 yd. field goal (7-61)	17	13
Washington	4	10:01	Riggins 43 yd. run (Moseley kick) (4-52)	17	20
Washington	4	1:55	Brown 6 yd. pass from Theismann (Moseley kick) (12-41)	17	27

SCORING SUMMARY

	1	2	3	4	F
Miami	7	10	0	0	17
Washington	0	10	3	14	27

GAME STATISTICS

RUSHING (Att-Yds-TD):

Miami: Franklin 16-49, Nathan 7-26, Woodley 4-16, Vigorito 1-4, Harris 1-1.

Washington: Riggins 38-166-1, Garrett 1-44, Harmon 9-40, Theismann 3-20, Walker 1-6.

PASSING (A-C-Y-TD-I):

Miami: Woodley 14-4-97-1-1, Strock 3-0-0-0-0.

Washington: Theismann 23-15-143-2-2.

RECEIVING (Rec-Yds-TD):

Miami: Cefalo 2-82-1, Harris 2-15.

Washington: Brown 6-60-1, Warren 5-28, Garrett 2-13-1, Walker 1-27, Riggins 1-15.

SACKS:

Miami: Baumhower 1, Gordon 1, Rhone 1.

Washington: Manley 1.

INTERCEPTIONS (Int-Yds-TD):

Miami: Duhe 1-0, L. Blackwood 1-0.

Washington: Murphy 1-0.

TEAM STATS


	MIA	WAS
TOTAL FIRST DOWNS	9	24
By Rushing	7	14
By Passing	2	9
By Penalty	0	1
THIRD DOWN EFFICIENCY	3-11-27%	11-18-61%
FOURTH DOWN EFFICIENCY	0-1-0%	1-1-100%
TOTAL NET YARDS	176	400
Total Offensive Plays	47	78
Average gain per offensive play	3.7	5.1
NET YARDS RUSHING	96	276
Total Rushing Plays	29	52
Average gain per rushing play	3.3	5.3
NET YARDS PASSING	80	124
Completed - Attempted	4-17	15-23
Avg. gain per pass play	4.4	4.8
Sacked - Yards Lost	1-17	3-19
Had Intercepted	1	2
PUNTS-YARDS-AVERAGE	6-227-37.8	4-168-42.0
TOTAL RETURN YARDAGE	244	109
No. and Yards Punt Returns	2-22	6-52
No. and Yards Kickoff Returns	6-222	3-57
No. and Yards Int. Returns	2-0	1-0
PENALTIES NUMBER-YARDS	4-55	5-36
FUMBLES NUMBER-LOST	2-1	0-0
RED ZONE EFFICIENCY	0-1-0%	2-5-40%
GOAL TO GO EFFICIENCY	0-1-0%	1-2-50%
TIME OF POSSESSION	23:47	36:13

1983 - AFC DIVISIONAL

DEC. 31, 1983 | MIAMI, FLA.
ORANGE BOWL
ATTENDANCE: 71,032

SEATTLE 27

MIAMI 20



TE Dan Johnson

The Miami Dolphins saw their season end on a sour note as they lost a 27-20 decision to the Seattle Seahawks in the first round of the AFC playoffs. Before 71,032 fans in the Orange Bowl, Dolphins rookie quarterback Dan Marino returned from his December 4 knee injury. On their second possession, the Dolphins launched a 12-play, 80-yard drive ending with a 19-yard TD pass from Marino to tight end Dan Johnson (PAT missed). A 59-yard return by Zachary Dixon on the ensuing kickoff led to a six-yard scoring toss from Seattle's Dave Krieg to Cullen Bryant with the extra point, giving the Seahawks a one point lead. Miami immediately retaliated, using a 17-yard Marino to Mark Duper hook-up to pave the way for a 32-yard circus catch by Duper for the touchdown. Early in the third quarter, a David Overstreet fumble in Seattle territory set the Seahawks up for a 55-yard TD march featuring a 28-yard completion from Krieg to Paul Johns, and culminating in a one-yard run by Curt Warner. Norm Johnson's 27-yard field goal early in the fourth quarter gave Seattle a 17-13 lead. The Dolphins managed to regain the lead at 20-17 following a Gerald Small interception (18-yard return) and Woody Bennett's two-yard run with only 3:43 remaining. However, the lead was shortlived as the Seahawks came right back to score on Warner's short run following a pair of Krieg to Steve Largent completions for a total of 56 yards. Miami's Fulton Walker then fumbled the Seattle kickoff, thus leading to a 37-yard Johnson field goal. Another Walker kickoff fumble iced the game for the Seahawks, who were participating in the playoffs for the first time in their eight-year history.

SCORING SUMMARY

	1	2	3	4	F
Seattle	0	7	7	13	27
Miami	0	13	0	7	20

SCORING DRIVES

TEAM	QTR	TIME	PLAY (EXTRA POINT) (DRIVE INFO)	SEA	MIA
Dolphins	2	12:37	Johnson 19 yd. pass from Marino (kick failed) (12-80)	0	6
Seahawks	2	9:19	C. Bryant 6 yd. pass from Krieg (N. Johnson kick) (6-38)	7	6
Dolphins	2	5:43	Duper 32 yd. pass from Marino (von Schamann kick) (7-77)	7	13
Seahawks	3	6:26	Warner 1 yd. run (N. Johnson kick) (8-55)	14	13
Seahawks	4	10:42	N. Johnson 27 yd. field goal (9-40)	17	13
Dolphins	4	3:43	Bennett 2 yd. run (von Schamann kick) (3-16)	17	20
Seahawks	4	1:48	Warner 2 yd. run (N. Johnson kick) (5-66)	24	20
Seahawks	4	1:15	N. Johnson 37 yd. field goal (4-8)	27	20

GAME STATISTICS

RUSHING (Att-Yds-TD):

Seattle: Warner 29-113-2, C. Bryant 5-22, Hughes 4-21, Krieg 4-(-5).
Miami: Overstreet 9-50, Bennett 7-31-1, Franklin 6-28, Nathan 8-19.

PASSING (A-C-Y-TD-I):

Seattle: Krieg 28-15-192-1-1, Zorn 1-0-0-0-0.
Miami: Marino 25-15-193-2-2, Clayton 1-0-0-0-0.

RECEIVING (Rec-Yds-TD):

Seattle: Warner 5-38, Johns 4-60, Largent 2-56, Doornink 2-26, C. Bryant 2-12-1.
Miami: Duper 9-117-1, Johnson 2-29-1, Moore 2-26, Rose 1-15, Nathan 1-6.

SACKS:

Seattle: None.
Miami: Baumhower 1.

INTERCEPTIONS (Int-Yds-TD):

Seattle: Harris 1-0, Justin 1-0.
Miami: Small 1-18.

TEAM STATS

	SEA	MIA
TOTAL FIRST DOWNS	21	21
By Rushing	12	9
By Passing	9	11
By Penalty	0	1
THIRD DOWN EFFICIENCY	8-17-47%	6-10-60%
FOURTH DOWN EFFICIENCY	1-1-100%	0-0-0%
TOTAL NET YARDS	334	321
Total Offensive Plays	72	56
Average gain per offensive play	4.6	5.7
NET YARDS RUSHING	151	128
Total Rushing Plays	42	30
Average gain per rushing play	3.6	4.3
NET YARDS PASSING	183	193
Completed - Attempted	15-29	15-26
Avg. gain per pass play	6.1	7.4
Sacked - Yards Lost	1-9	0-0
Had Intercepted	1	2
PUNTS-YARDS-AVERAGE	4-152-38.0	4-142-35.5
TOTAL RETURN YARDAGE	130	154
No. and Yards Punt Returns	0-0	2-32
No. and Yards Kickoff Returns	4-130	6-104
No. and Yards Int. Returns	2-0	1-18
PENALTIES NUMBER-YARDS	2-15	5-30
FUMBLES NUMBER-LOST	0-0	3-3
TIME OF POSSESSION	34:58	25:02


1984 - AFC DIVISIONAL

DEC. 29, 1984 | MIAMI, FLA.
ORANGE BOWL
ATTENDANCE: 73,469

SEATTLE 10

MIAMI 31

The Miami Dolphins, led by quarterback Dan Marino's three touchdown passes and a defense that shut out the opposition in three of four quarters, defeated the Seattle Seahawks 31-10 before 73,469 fans in the Orange Bowl. The Dolphins moved in front on their second possession and stayed there. Running back Tony Nathan keyed the 68-yard drive by gaining 38 yards on four carries, including the touchdown on a 14-yard run. A 26-yard Marino to Mark Clayton completion was the long play of the scoring march. A 32-yard interception return by Seattle's John Harris and a 25-yard pass from Dave Krieg to Steve Largent paved the way for Norm Johnson's 27-yard field goal that cut Miami's lead to 7-3. The Dolphins, however, came right back to score on their next series as a 20-yard reception by Woody Bennett preceded Marino's 34-yard scoring hook-up with Jimmy Cefalo. The Seahawks made it 14-10 at halftime when Largent scored on a 56-yard catch-and-run play. After Miami's defense had stopped Seattle on the Dolphins 24-yard line to open the second half, the Dolphins embarked on a 13-play, 76-yard TD drive that included a Bruce Hardy touchdown catch from three yards out. After the Seahawks' Jeff West managed just a seven-yard punt, Clayton made an acrobatic catch on a tipped ball in the end zone for a 33-yard TD. Miami closed out the scoring on Uwe von Schamann's 37-yard field goal in a drive that featured a 32-yard Marino to Hardy pass.



QB Dan Marino

SCORING DRIVES

TEAM	QTR	TIME	PLAY (EXTRA POINT) (DRIVE INFO)	SEA	MIA
Dolphins	1	4:09	Nathan 14 yd. run (von Schamann kick) (8-68)	0	7
Seahawks	2	13:36	Johnson 27 yd. field goal	3	7
Dolphins	2	10:53	Cefalo 34 yd. pass from Marino (von Schamann kick) (4-60)	3	14
Seahawks	2	3:23	Largent 56 yd. pass from Krieg (Johnson kick) (4-70)	10	14
Dolphins	3	4:25	Hardy 3 yd. pass from Marino (von Schamann kick) (13-76)	10	21
Dolphins	3	2:25	Clayton 33 yd. pass from Marino (von Schamann kick) (2-33)	10	28
Dolphins	4	11:28	von Schamann 37 yd. field goal (8-69)	10	31

SCORING SUMMARY

	1	2	3	4	F
Seattle	0	10	0	0	10
Miami	7	7	14	3	31

GAME STATISTICS

RUSHING (Att-Yds-TD):

Seattle: Doornink 10-35, Hughes 7-14, Krieg 1-2
Miami: Nathan 18-76-1, Bennett 11-41, P. Johnson 6-22, Carter 1-4.

PASSING (A-C-Y-TD-I):

Seattle: Krieg 35-20-234-1-0.
Miami: Marino 34-21-262-3-2.

RECEIVING (Rec-Yds-TD):

Seattle: Largent 6-128-1, Doornink 6-23, Turner 3-38, Skansi 2-31, Hughes 1-8, C. Young 1-5, Krieg 1-1.
Miami: Clayton 5-75-1, Nathan 4-20, Hardy 3-48-1, Duper 3-32, Cefalo 2-43-1, Moore 2-11, Bennett 1-20, Rose 1-13.

SACKS:

Seattle: None.
Miami: Batters 1, Brudzinski 1.

INTERCEPTIONS (Int-Yds-TD):

Seattle: Harris 2-45.
Miami: None.

TEAM STATS

	SEA	MIA
TOTAL FIRST DOWNS	8	22
By Rushing	2	8
By Passing	6	12
By Penalty	0	2
THIRD DOWN EFFICIENCY	5-15-33%	4-13-31%
FOURTH DOWN EFFICIENCY	0-1-0%	1-1-100%
TOTAL NET YARDS	267	405
Total Offensive Plays	55	70
Average gain per offensive play	4.9	5.8
NET YARDS RUSHING	51	143
Total Rushing Plays	18	36
Average gain per rushing play	2.8	4.0
NET YARDS PASSING	216	262
Completed - Attempted	20-35	21-34
Avg. gain per pass play	5.8	7.7
Sacked - Yards Lost	2-18	0-0
Had Intercepted	0	2
PUNTS-YARDS-AVERAGE	7-259-37.0	3-111-37.0
TOTAL RETURN YARDAGE	127	81
No. and Yards Punt Returns	1-5	3-30
No. and Yards Kickoff Returns	4-77	3-51
No. and Yards Int. Returns	2-45	0-0
PENALTIES NUMBER-YARDS	4-20	1-5
FUMBLES NUMBER-LOST	1-1	0-0
TIME OF POSSESSION	24:12	35:48

1984 - AFC CHAMPIONSHIP

JAN. 6, 1985 | MIAMI, FLA.
ORANGE BOWL
ATTENDANCE: 76,029

PITTSBURGH 28

MIAMI 45



WR Mark Duper

The Miami Dolphins, led by Dan Marino's 421 yards passing (four touchdowns) and Mark Duper's 148 yards receiving, advanced to Super Bowl XIX by defeating the Pittsburgh Steelers, 45-28, in the AFC Championship Game before 76,029 fans in the Orange Bowl. The Dolphins scored on their first offensive series as they moved 67 yards in four plays following a William Judson interception, with the TD coming on a 40-yard pass from Marino to Mark Clayton. Pittsburgh's first score came on Rich Erenberg's seven-yard run that had been set up by Walter Abercrombie's 38 yards gained in the 66-yard march. A 26-yard Uwe von Schamann field goal preceded a 65-yard toss from the Steelers' Mark Malone to John Stallworth that gave Pittsburgh a 14-10 lead. The Dolphins then scored two TDs in the final 2:52 of the first half, the first score coming on a 41-yard reception by Duper. After Lyle Blackwood's interception, Marino hit TE Joe Rose for a 28-yard gain before Tony Nathan gave the Dolphins a 24-14 lead on a two-yard run. Miami then scored on its first three second-half possessions, leading off with Marino's 36-yard scoring strike to Duper. The Steelers closed the gap to 31-21 on Malone's 19-yarder to Stallworth (33-yarder to Louis Lipps in drive). Completions to Duper (41 yards), Nathan (20 yards) and Nat Moore (28 yards) then led to a one-yard TD dive by Woody Bennett. Moore then caught a six-yard touchdown pass before Wayne Capers closed out the scoring with a 29-yard TD reception.

SCORING SUMMARY

	1	2	3	4	F
Pittsburgh	7	7	7	7	28
Miami	7	17	14	7	45

SCORING DRIVES

TEAM	QTR	TIME	PLAY (EXTRA POINT) (DRIVE INFO)	PIT	MIA
Dolphins	1	7:45	Clayton 40 yd. pass from Marino (von Schamann kick) (4-67)	0	7
Steelers	1	3:30	Erenberg 7 yd. run (Anderson kick) (7-66)	7	7
Dolphins	2	9:04	von Schamann 26 yd. field goal (8-55)	7	10
Steelers	2	2:52	Stallworth 65 yd. pass from Malone (Anderson kick) (3-71)	14	10
Dolphins	2	1:30	Duper 41 yd. pass from Marino (von Schamann kick) (5-77)	14	17
Dolphins	2	0:36	Nathan 2 yd. run (von Schamann kick) (5-35)	14	24
Dolphins	3	13:12	Duper 36 yd. pass from Marino (von Schamann kick) (4-78)	14	31
Steelers	3	7:55	Stallworth 19 yd. pass from Malone (Anderson kick) (9-72)	21	31
Dolphins	3	1:40	Bennett 1 yd. run (von Schamann kick) (10-80)	21	38
Dolphins	4	11:05	Moore 6 yd. pass from Marino (von Schamann kick) (9-66)	21	45
Steelers	4	0:25	Capers 29 yd. pass from Malone (Anderson kick) (5-84)	28	45

GAME STATISTICS

RUSHING (Att-Yds-TD):

Pittsburgh: Abercrombie 15-68, Pollard 11-48, Erenberg 6-27-1.
Miami: Nathan 19-64-1, P. Johnson 10-39, Bennett 8-33-1, Strock 1(-)-2.

PASSING (A-C-Y-TD-I):

Pittsburgh: Malone 36-20-312-3-3.
Miami: Marino 32-21-421-4-1, Nathan 1-1-14-0-0.

RECEIVING (Rec-Yds-TD):

Pittsburgh: Erenberg 5-59, Stallworth 4-111-2, Lipps 3-45, Sweeney 3-42, Pollard 3-13, Capers 1-29-1, Abercrombie 1-13.
Miami: Nathan 8-114, Duper 5-148-2, Clayton 4-95-1, Moore 2-34-1, Hardy 2-16, Rose 1-28.

SACKS:

Pittsburgh: None.
Miami: None.

INTERCEPTIONS (Int-Yds-TD):

Pittsburgh: Shell 1-18.
Miami: Judson 1-34, G. Blackwood 1-4, L. Blackwood 1-4.

TEAM STATS

	PIT	MIA
TOTAL FIRST DOWNS	22	28
By Rushing	8	10
By Passing	14	18
By Penalty	0	0
THIRD DOWN EFFICIENCY	6-11-55%	4-11-36%
FOURTH DOWN EFFICIENCY	0-1-0%	0-1-0%
TOTAL NET YARDS	455	569
Total Offensive Plays	68	71
Average gain per offensive play	6.7	8.0
NET YARDS RUSHING	143	134
Total Rushing Plays	32	38
Average gain per rushing play	4.5	3.5
NET YARDS PASSING	312	435
Completed - Attempted	20-36	22-33
Avg. gain per pass play	8.7	13.2
Sacked - Yards Lost	0-0	0-0
Had Intercepted	3	1
PUNTS-YARDS-AVERAGE	3-131-43.7	2-85-42.5
TOTAL RETURN YARDAGE	131	116
No. and Yards Punt Returns	1-7	3-12
No. and Yards Kickoff Returns	5-106	3-62
No. and Yards Int. Returns	1-18	3-42
PENALTIES NUMBER-YARDS	3-30	3-25
FUMBLES NUMBER-LOST	2-1	1-1
TIME OF POSSESSION	27:27	32:33


SUPER BOWL XIX

JAN. 20, 1985 | PALO ALTO, CALIF.
STANFORD STADIUM
ATTENDANCE: 84,059

MIAMI 16

SAN FRANCISCO 38

The Miami Dolphins, unable to score in the game's final two quarters, dropped a 38-16 decision to the San Francisco 49ers in Super Bowl XIX before 84,059 fans in Stanford Stadium. The Dolphins were outgained in the contest by a 537-314 margin with the 49ers maintaining possession for 37:11. Miami opened the scoring on its first possession as Uwe von Schamann converted a 37-yard field goal (key play – Dan Marino's 25-yard completion to Tony Nathan). San Francisco jumped ahead 7-3 when QB Joe Montana led the Niners on an eight-play, 78-yard drive that culminated in a 33-yard TD toss to Carl Monroe. The Dolphins scored their only touchdown of the game on their next series as two Marino completions to Mark Clayton (18, 13 yards) and a 21-yarder to Dan Johnson paved the way for Johnson's two-yard scoring catch. Touchdown runs of eight and two yards by Roger Craig and Montana's six-yard scamper gave San Francisco a 28-10 lead. Von Schamann then connected on field goals of 31 and 30 yards in the final 12 seconds of the first half to close the Dolphins' deficit to 28-16. The 49ers upheld their lead on their initial second-half possession on Ray Wersching's 27-yard field goal, before closing out the scoring on Craig's 16-yard scoring reception (key play – 40-yard Montana to Wendell Tyler pass play).



QB Dan Marino

SCORING DRIVES

TEAM	QTR	TIME	PLAY (EXTRA POINT) (DRIVE INFO)	MIA	SF
Dolphins	1	7:24	von Schamann 37 yd. field goal (7-45)	3	0
49ers	1	3:12	Monroe 33 yd. pass from Montana (Wersching kick) (8-78)	3	7
Dolphins	1	0:45	Johnson 2 yd. pass from Marino (von Schamann kick) (6-70)	10	7
49ers	2	11:34	Craig 8 yd. pass from Montana (Wersching kick) (4-47)	10	14
49ers	2	6:58	Montana 6 yd. run (Wersching kick) (6-55)	10	21
49ers	2	2:05	Craig 2 yd. run (Wersching kick) (9-52)	10	28
Dolphins	2	0:12	von Schamann 31 yd. field goal (12-72)	13	28
Dolphins	2	0:00	von Schamann 30 yd. field goal (1-0)	16	28
49ers	3	10:12	Wersching 27 yd. field goal (10-43)	16	31
49ers	3	6:18	Craig 16 yd. pass from Montana (Wersching kick) (5-70)	16	38

SCORING SUMMARY

	1	2	3	4	F
Miami	10	6	0	0	16
San Francisco	7	21	10	0	38

GAME STATISTICS

RUSHING (Att-Yds-TD):

Miami: Nathan 5-18, Bennett 3-7, Marino 1-0.
San Francisco: Tyler 13-65, Montana 5-59-1, Craig 15-58-1, Harmon 5-20, Solomon 1-5, Cooper 1-4.

PASSING (A-C-Y-TD-I):

Miami: Marino 50-29-318-1-2.
San Francisco: Montana 35-24-331-3-0.

RECEIVING (Rec-Yds-TD):

Miami: Nathan 10-83, Clayton 6-92, Rose 6-73, Johnson 3-28-1, Moore 2-17, Cefalo 1-14, Duper 1-11.
San Francisco: Craig 7-77-2, Clark 6-77, Francis 5-60, Tyler 4-70, Monroe 1-33-1, Solomon 1-14.

SACKS:

Miami: Betters 1.
San Francisco: Board 2, Johnson 1, Tuiaosopo 1.

INTERCEPTIONS (Int-Yds-TD):

Miami: None.
San Francisco: Wright 1-0, Williamson 1-0.

TEAM STATS


	MIA	SF
TOTAL FIRST DOWNS	19	31
By Rushing	2	16
By Passing	17	15
By Penalty	0	0
THIRD DOWN EFFICIENCY	4-12-33%	6-11-55%
FOURTH DOWN EFFICIENCY	0-0-0%	0-1-0%
TOTAL NET YARDS	314	537
Total Offensive Plays	63	76
Average gain per offensive play	5.0	7.1
NET YARDS RUSHING	25	211
Total Rushing Plays	9	40
Average gain per rushing play	2.8	5.3
NET YARDS PASSING	289	326
Completed - Attempted	29-50	24-35
Avg. gain per pass play	5.4	9.1
Sacked - Yards Lost	4-29	1-5
Had Intercepted	2	0
PUNTS-YARDS-AVERAGE	6-236-39.3	3-98-32.7
TOTAL RETURN YARDAGE	155	91
No. and Yards Punt Returns	2-15	5-51
No. and Yards Kickoff Returns	7-140	4-40
No. and Yards Int. Returns	0-0	2-0
PENALTIES NUMBER-YARDS	1-10	2-10
FUMBLES NUMBER-LOST	1-0	2-2
RED ZONE EFFICIENCY	1-4-25%	4-6-67%
GOAL TO GO EFFICIENCY	1-1-100%	1-1-100%
TIME OF POSSESSION	23:00	37:00

1985 - AFC DIVISIONAL

JAN. 4, 1986 | MIAMI, FLA.
ORANGE BOWL
ATTENDANCE: 75,128

CLEVELAND 21

MIAMI 24



FB Ron Davenport

Most people had not given them much of a chance to win, but the 8-8 Cleveland Browns nearly upset the 12-4 Dolphins in the Orange Bowl. It would take two Ron Davenport touchdowns in the final 17 minutes to send Miami to a 24-21 victory and the AFC Championship Game against New England the following week. Fued Reveiz put the Dolphins on the board early with a 51-yard field goal on Miami's first drive of the game. But Cleveland came back to score 21 unanswered points, and held a 21-3 advantage midway through the third quarter. Cleveland rookie quarterback Bernie Kosar hit Ozzie Newsome with a 16-yard touchdown pass for the Browns first points of the day. Earnest Byner ran in from 21 yards out just before the half, and then he broke a 66-yard touchdown jaunt 3:38 into the second half. Just like that, the improbable began to look possible. Dan Marino connected with Nat Moore for a six-yard touchdown pass just over six minutes later and Miami had closed the margin to 21-10. Then it was time for Davenport to show his stuff. First, he hit the hole for a 31-yard touchdown run late in the third period and then he closed the scoring and put Miami up for good, going over from one yard out with just 1:57 remaining in the game.

SCORING DRIVES

TEAM	QTR	TIME	PLAY (EXTRA POINT) (DRIVE INFO)	CLE	MIA
Dolphins	1	10:34	Reveiz 51 yd. field goal (5-25)	0	3
Browns	1	1:24	Newsome 16 yd. pass from Kosar (Bahr kick) (10-82)	7	3
Browns	2	0:58	Byner 21 yd. run (Bahr kick) (8-55)	14	3
Browns	3	11:22	Byner 66 yd. run (Bahr kick) (4-80)	21	3
Dolphins	3	5:13	N. Moore 6 yd. pass from Marino (Reveiz kick) (13-74)	21	10
Dolphins	3	1:41	Davenport 31 yd. run (Reveiz kick) (5-48)	21	17
Dolphins	4	1:57	Davenport 1 yd. run (Reveiz kick) (9-73)	21	24

SCORING SUMMARY

	1	2	3	4	F
Cleveland	7	7	7	0	21
Miami	3	0	14	7	24

GAME STATISTICS

RUSHING (Att-Yds-TD):

Cleveland: Byner 16-161-2, Mack 13-56, Dickey 6-28, Kosar 2-6.
Miami: Davenport 6-48-2, Nathan 7-21, Bennett 4-17, Carter 2-6.

PASSING (A-C-Y-TD-I):

Cleveland: Kosar 19-10-66-1-1.
Miami: Marino 45-25-238-1-1.

RECEIVING (Rec-Yds-TD):

Cleveland: Byner 4-25, Newsome 2-22-1, Holt 2-2, Cl. Weathers 1-12, Fontenot 1-5.
Miami: Nathan 10-101, Hardy 5-51, N. Moore 4-29-1, Johnson 2-17, Rose 1-17, Clayton 1-15, Bennett 1-6, Carter 1-2.

SACKS:

Cleveland: None.
Miami: Moore 1.

INTERCEPTIONS (Int-Yds-TD):

Cleveland: Rogers 1-45.
Miami: Lankford 1-2.

TEAM STATS	CLE	MIA
TOTAL FIRST DOWNS	17	20
By Rushing	11	6
By Passing	5	13
By Penalty	1	1
THIRD DOWN EFFICIENCY	6-14-43%	4-11-36%
FOURTH DOWN EFFICIENCY	1-1-100%	0-0-0%
TOTAL NET YARDS	313	330
Total Offensive Plays	57	64
Average gain per offensive play	5.5	5.2
NET YARDS RUSHING	251	92
Total Rushing Plays	37	19
Average gain per rushing play	6.8	4.8
NET YARDS PASSING	62	238
Completed - Attempted	10-19	25-45
Avg. gain per pass play	3.1	5.3
Sacked - Yards Lost	1-4	0-0
Had Intercepted	1	1
PUNTS-YARDS-AVERAGE	6-223-37.2	5-208-41.6
TOTAL RETURN YARDAGE	121	114
No. and Yards Punt Returns	1-1	4-23
No. and Yards Kickoff Returns	3-75	4-89
No. and Yards Int. Returns	1-45	1-2
PENALTIES NUMBER-YARDS	6-49	2-20
FUMBLES NUMBER-LOST	1-0	1-0
TIME OF POSSESSION	29:17	30:43


1985 – AFC CHAMPIONSHIP

JAN. 12, 1986 | MIAMI, FLA.
ORANGE BOWL
ATTENDANCE: 74,978

NEW ENGLAND 31

MIAMI 14

The New England Patriots garnered a bid to their first Super Bowl by snapping an 18-game losing streak to the Dolphins in Miami with a 31-14 triumph, in what would be the final NFL postseason game at the Orange Bowl. The Patriots' only previous victory in Miami came in the first meeting between the two teams in 1966. New England backs Craig James (22-105) and Robert Weathers (16-87) combined for 192 yards rushing and quarterback Tony Eason was on target with a 10-12 performance for 71 yards as the Pats set up a Super Bowl date with the Chicago Bears. After New England got on the board first with a Tony Franklin 23-yard field goal, the Dolphins stormed back for their only lead of the afternoon when Dan Marino passed 10 yards to Dan Johnson early in the second quarter. Eason brought New England right back with three touchdown tosses, and the Pats led 24-7 after three quarters. Miami's last score of the day came early in the fourth quarter when Tony Nathan grabbed a 10-yard TD pass from Marino. New England fullback Mose Tatupu ended the game's scoring with a one-yard TD jaunt midway through the fourth quarter.



QB Dan Marino and TE Dan Johnson

SCORING DRIVES

TEAM	QTR	TIME	PLAY (EXTRA POINT) (DRIVE INFO)	NE	MIA
Patriots	1	8:20	Franklin 23 yd. field goal (6-14)	3	0
Dolphins	2	14:39	Johnson 10 yd. pass from Marino (Revezick kick) (11-80)	3	7
Patriots	2	10:10	Collins 4 yd. pass from Eason (Franklin kick) (8-66)	10	7
Patriots	2	5:25	D. Ramsey 1 yd. pass from Eason (Franklin kick) (7-36)	17	7
Patriots	3	11:58	Weathers 2 yd. pass from Eason (Franklin kick) (6-25)	24	7
Dolphins	4	14:28	Nathan 10 yd. pass from Marino (Revezick kick) (1-10)	24	14
Patriots	4	7:34	Tatupu 1 yd. run (Franklin kick) (9-45)	31	14

SCORING SUMMARY

	1	2	3	4	F
New England	3	14	7	7	31
Miami	0	7	0	7	14

GAME STATISTICS

RUSHING (Att-Yds-TD):

New England: C. James 22-105, Weathers 16-87, Collins 12-61, Tatupu 6-9-1, Eason 3(-7).
Miami: Carter 6-56, Davenport 3-6, Nathan 2-4, Bennett 1-2, Marino 1-0.

PASSING (A-C-Y-TD-I):

New England: Eason: 12-10-71-3-0.
Miami: Marino 48-20-248-2-2.

RECEIVING (Rec-Yds-TD):

New England: D. Ramsey 3-18-1, Collins 3-15-1, Morgan 2-30, Tatupu 1-6, Weathers 1-2-1.
Miami: Nathan 5-57-1, Hardy 3-52, Duper 3-45, Clayton 3-41, Davenport 3-23, Johnson 1-10-1, N. Moore 1-10, Rose 1-10.

SACKS:

New England: Veris 1.
Miami: None.

INTERCEPTIONS (Int-Yds-TD):

New England: Marion 1-21, Clayborn 1-0.
Miami: None.

TEAM STATS

	NE	MIA
TOTAL FIRST DOWNS	21	18
By Rushing	15	3
By Passing	6	15
By Penalty	0	0
THIRD DOWN EFFICIENCY	7-16-44%	3-10-30%
FOURTH DOWN EFFICIENCY	2-2-100%	0-2-0%
TOTAL NET YARDS	326	302
Total Offensive Plays	71	62
Average gain per offensive play	4.6	4.9
NET YARDS RUSHING	255	68
Total Rushing Plays	59	13
Average gain per rushing play	4.3	5.2
NET YARDS PASSING	71	234
Completed - Attempted	10-12	20-48
Avg. gain per pass play	5.9	4.8
Sacked - Yards Lost	0-0	1-14
Had Intercepted	0	2
PUNTS-YARDS-AVERAGE	5-201-40.2	4-165-41.3
TOTAL RETURN YARDAGE	90	99
No. and Yards Punt Returns	2-2	1-8
No. and Yards Kickoff Returns	3-67	6-91
No. and Yards Int. Returns	2-21	0-0
PENALTIES NUMBER-YARDS	2-15	4-35
FUMBLES NUMBER-LOST	2-2	5-4
TIME OF POSSESSION	39:51	20:09

1990 - AFC WILD CARD

JAN. 5, 1991 | MIAMI, FLA.
 JOE ROBBIE STADIUM
 ATTENDANCE: 67,276

KANSAS CITY 16

MIAMI 17

Dan Marino threw two fourth quarter touchdown passes to lead the Dolphins to a dramatic come-from-behind 17-16 playoff win over the Kansas City Chiefs before a crowd of 67,276 at Joe Robbie Stadium. In the final period, Marino hit on all eight of his pass attempts for 101 yards and two touchdowns. Including the third quarter, Marino hit on his last ten pass attempts to lead the Dolphins back from a 13-3 deficit to a 17-16 win. The Chiefs opened the scoring in the first quarter when Charles Washington blocked a Reggie Roby punt and returned the ball to Miami's 37-yard line. However, Miami's defense stiffened and held the Chiefs to a 27-yard field goal by Nick Lowery. Miami kicker Pete Stoyanovich tied the score at 3-3 in the second period by booting an NFL playoff record 58-yard field goal. Stoyanovich's kick broke the previous record of 54 yards by Detroit's Eddie Murray on Dec. 24, 1983, against San Francisco and it was the second-longest kick of Stoyanovich's career. The Chiefs took a 10-3 halftime lead by scoring on a 26-yard touchdown strike from Steve DeBerg to Stephone Paige. The Chiefs extended their lead to 16-3 on a pair of third quarter field goals by Lowery from 25 and 38 yards. In the fourth quarter, the Dolphins closed the score to 16-10 as Marino hit fullback Tony Paige with a one-yard touchdown pass. The key play in the drive was a two-yard run by Sammie Smith on a fourth-and-two from Kansas City's 45-yard line. The Dolphins forced the Chiefs to punt on their next possession and received the ball on their own 15-yard line with 10:39 left in the game. The Dolphins converted three third downs and drove to the Chiefs' 12-yard line with 3:28 left in the contest before Marino hit Mark Clayton with a 12-yard touchdown pass to give Miami a 17-16 lead. However, the Chiefs had a chance to win the game as they drove from their own 22-yard line to the Dolphin 34 before Lowery's 52-yard field goal attempt was just short.



Head Coach Don Shula

SCORING SUMMARY

	1	2	3	4	F
Kansas City	3	7	6	0	16
Miami	0	3	0	14	17

SCORING DRIVES

TEAM	QTR	TIME	PLAY (EXTRA POINT) (DRIVE INFO)	KC	MIA
Chiefs	1	5:04	Lowery 27 yd. field goal (9-28)	3	0
Dolphins	2	14:55	Stoyanovich 58 yd. field goal (9-40)	3	3
Chiefs	2	1:54	Paige 26 yd. pass from DeBerg (Lowery kick) (4-61)	10	3
Chiefs	3	4:46	Lowery 25 yd. field goal (11-63)	13	3
Chiefs	3	2:50	Lowery 38 yd. field goal (4-8)	16	3
Dolphins	4	12:18	Paige 1 yd. pass from Marino (Stoyanovich kick) (10-66)	16	10
Dolphins	4	3:28	Clayton 12 yd. pass from Marino (Stoyanovich kick) (11-85)	16	17

GAME STATISTICS

RUSHING (Att-Yds-TD):

Kansas City: Okoye 13-83, Word 9-13, McNair 2-7.
 Miami: Smith 20-82, Logan 7-17, Paige 1-2, Marino 4(-3).

PASSING (A-C-Y-TD-I):

Kansas City: DeBerg 30-17-269-1-1.
 Miami: Marino 30-19-221-2-0.

RECEIVING (Rec-Yds-TD):

Kansas City: Paige 8-142-1, McNair 3-22, Harry 2-59, Roberts 2-26, R. Thomas 1-15, Hayes 1-5.
 Miami: Clayton 5-66-1, Paige 5-30-1, Duper 3-36, Edmunds 2-49, Smith 2-22, Jensen 1-11, Martin 1-7.

SACKS:

Kansas City: Smith 1.5; Cooper 0.5.
 Miami: Griggs 1.

INTERCEPTIONS (Int-Yds-TD):

Kansas City: None.
 Miami: Williams 1-0.

TEAM STATS


	KC	MIA
TOTAL FIRST DOWNS	16	23
By Rushing	4	7
By Passing	11	14
By Penalty	1	2
THIRD DOWN EFFICIENCY	1-11-9%	6-12-50%
FOURTH DOWN EFFICIENCY	1-2-50%	1-1-100%
TOTAL NET YARDS	367	311
Total Offensive Plays	55	64
Average gain per offensive play	6.7	4.9
NET YARDS RUSHING	103	98
Total Rushing Plays	24	32
Average gain per rushing play	4.3	3.1
NET YARDS PASSING	264	213
Completed - Attempted	17-30	19-30
Avg. gain per pass play	8.5	6.7
Sacked - Yards Lost	1-5	2-8
Had Intercepted	1	0
PUNTS-YARDS-AVERAGE	4-140-35.0	3-119-39.7
TOTAL RETURN YARDAGE	75	42
No. and Yards Punt Returns	2-16	0-0
No. and Yards Kickoff Returns	3-59	3-42
No. and Yards Int. Returns	0-0	1-0
PENALTIES NUMBER-YARDS	4-35	2-22
FUMBLES NUMBER-LOST	0-0	2-2
TIME OF POSSESSION	25:44	34:16

1990 - AFC DIVISIONAL

JAN. 12, 1991 | ORCHARD PARK, N.Y.
RICH STADIUM
ATTENDANCE: 77,087

MIAMI 34

BUFFALO 44



QB/WR/RB Jim Jensen

The Miami Dolphins saw the 1990 season come to an end with a 44-34 loss to the Buffalo Bills in an AFC Divisional Playoff contest in the snow and ice at Rich Stadium. The game was an offensive shootout as the teams combined for 28 points, 48 first downs, 923 total net yards, 662 passing yards, 261 rushing yards, nine touchdowns and five field goals. Individually, Dan Marino (23 of 49 for 323 yards with three TDs and two INTs) and Jim Kelly (19-29-339-3-1) both passed for over 300 yards. Kelly became the only quarterback to throw for over 300 yards against the Dolphin defense in 1990. Mark Duper (three catches for 113 yards and a score) and Buffalo's Andre Reed (4-122-2) and James Lofton (7-149-1) all went over the 100-yard receiving mark. On the ground, the Bills' Thurman Thomas (32 carries for 117 yards and two TDs) and Miami's Sammie Smith (21-99) led the way. Buffalo dominated the first quarter and jumped out to a 13-3 lead. The Bills scored on their first possession as Kelly hit Reed with a 40-yard touchdown strike and the Dolphins answered the score with a 49-yard field goal to close the score to 7-3. Buffalo added a pair of Scott Norwood field goals - from 24 and 22 yards - to close the first quarter scoring. The Bills struck first in the second quarter on a five-yard run by Thomas to lead 20-3. Miami answered the score on its next possession as Marino and Duper combined for a 64-yard touchdown. The Bills came right back and scored as Kelly threw 13 yards for a score to Lofton to take a 27-10 lead. On their next possession Miami was forced to punt, however the Bills' Al Edwards fumbled the punt and Reggie Roby recovered for Miami on Buffalo's 47-yard line. Miami drove down to the two-yard line where Marino ran in for the score to narrow Buffalo's lead to 27-17 at the half. The Dolphins and Buffalo exchanged third quarter field goals as Stoyanovich hit from 22 yards and Norwood connected from 28 yards. Miami closed the score to 30-27 early in the fourth quarter as Marino threw a two-yard touchdown pass to offensive guard Roy Foster. It was the first reception and touchdown of Foster's career as he became the first offensive or defensive lineman to score an offensive touchdown in a post-season contest since Chicago Bears' defensive tackle William Perry rumbled in from a yard out in Super Bowl XX on January 26, 1986. However, the Bills struck back for 14 quick points to put the game away. First, Thomas scored his second touchdown of the game on a five-yard run. On the ensuing kickoff, Miami returner Marc Logan fumbled the ball and Norwood recovered for Buffalo on the Dolphins' 29-yard line. Two plays later, Kelly and Reed combined for a 26-yard scoring toss and a 44-27 lead. The Dolphins scored the final touchdown of the game with just 1:15 remaining as Marino hit Tony Martin with an eight-yard touchdown pass.

SCORING SUMMARY

	1	2	3	4	F
Miami	3	14	3	14	34
Buffalo	13	14	3	14	44

SCORING DRIVES

TEAM	QTR	TIME	PLAY (EXTRA POINT) (DRIVE INFO)	MIA	BUF
Bills	1	13:06	Reed 40 yd. pass from Kelly (Norwood kick) (5-76)	0	7
Dolphins	1	7:00	Stoyanovich 49 yd. field goal (10-40)	3	7
Bills	1	4:49	Norwood 24 yd. field goal (6-57)	3	10
Bills	1	0:51	Norwood 22 yd. field goal (9-33)	3	13
Bills	2	12:04	Thomas 5 yd. run (Norwood kick) (5-67)	3	20
Dolphins	2	9:54	Duper 64 yd. pass from Marino (Stoyanovich kick) (4-80)	10	20
Bills	2	5:11	Lofton 13 yd. pass from Kelly (Norwood kick) (11-68)	10	27
Dolphins	2	0:21	Marino 2 yd. run (Stoyanovich kick) (7-47)	17	27
Dolphins	3	10:03	Stoyanovich 22 yd. field goal (8-62)	20	27
Bills	3	1:38	Norwood 28 yd. field goal (9-37)	20	30
Dolphins	4	14:05	Foster 2 yd. pass from Marino (Stoyanovich kick) (6-43)	27	30
Bills	4	10:28	Thomas 5 yd. run (Norwood kick) (10-63)	27	37
Bills	4	9:52	Reed 26 yd. pass from Kelly (Norwood kick) (2-29)	27	44
Dolphins	4	1:15	Martin 8 yd. pass from Marino (Stoyanovich kick) (15-91)	34	44

GAME STATISTICS

RUSHING (Att-Yds-TD):

Miami: Smith 21-99, Logan 5-6, Marino 1-2-1.
Buffalo: Thomas 32-117-2, Kelly 5-37.

PASSING (A-C-Y-TD-I):

Miami: Marino 49-23-323-3-2.
Buffalo: Kelly: 29-19-339-3-1.

RECEIVING (Rec-Yds-TD):

Miami: Clayton 4-82, Martin 4-44-1, Jensen 4-38, Duper 3-113-1, Edmunds 3-21, Logan 2-8, Smith 1-9, Paige 1-6, Foster 1-2-1.
Buffalo: Lofton 7-149-1, Reed 4-122-2, Thomas 3-38, McKeller 3-15, Edwards 1-12, Davis 1-3.

SACKS:

Miami: None.
Buffalo: None.

INTERCEPTIONS (Int-Yds-TD):

Miami: Williams 1-0.
Buffalo: Odomes 1-9, Kelso 1-0.

TEAM STATS

	MIA	BUF
TOTAL FIRST DOWNS	24	24
By Rushing	9	7
By Passing	13	16
By Penalty	2	1
THIRD DOWN EFFICIENCY	10-19-53%	6-12-50%
FOURTH DOWN EFFICIENCY	2-3-67%	2-2-100%
TOTAL NET YARDS	430	493
Total Offensive Plays	76	66
Average gain per offensive play	5.7	7.5
NET YARDS RUSHING	107	154
Total Rushing Plays	27	37
Average gain per rushing play	4.0	4.2
NET YARDS PASSING	323	339
Completed - Attempted	23-49	19-29
Avg. gain per pass play	6.6	11.7
Sacked - Yards Lost	0-0	0-0
Had Intercepted	2	1
PUNTS-YARDS-AVERAGE	2-80-40.0	1-47-47.0
TOTAL RETURN YARDAGE	154	142
No. and Yards Punt Returns	1-3	2-17
No. and Yards Kickoff Returns	9-151	6-116
No. and Yards Int. Returns	1-0	2-9
PENALTIES NUMBER-YARDS	4-32	4-30
FUMBLES NUMBER-LOST	1-1	3-1
TIME OF POSSESSION	32:26	27:34

1992 - AFC DIVISIONAL

JAN. 10, 1993 | MIAMI, FLA.
 JOE ROBBIE STADIUM
 ATTENDANCE: 67,276

SAN DIEGO 0

MIAMI 31



RB Aaron Craver

Miami cornerback Troy Vincent recorded a pair of interceptions and quarterback Dan Marino threw three touchdown passes to lead the Miami Dolphins to a 31-0 win over the San Diego Chargers in the AFC Divisional Playoffs before a crowd of 71,224 at Joe Robbie Stadium. Miami's 31-point margin of victory was the largest by the team in a playoff game. The previous largest margin of victory in the post-season by the Dolphins was three 21-point wins as Miami had a 21-0 win over the Baltimore Colts on January 2, 1972 in the Orange Bowl, a 34-13 win over the San Diego Chargers on January 16, 1983 in the Orange Bowl and a 31-10 win over the Seattle Seahawks on December 29, 1984 in the Orange Bowl. Overall, the Miami defense totaled four interceptions (also safety Louis Oliver and linebacker Bryan Cox), a forced fumble (by cornerback Stephen Braggs), a fumble recovery (by linebacker Dwight Hollier) and a sack (by defensive end Jeff Hunter). The Dolphins held the Chargers to just ten first downs (three rushing and seven passing), 202 yards of total offense (70 rushing and 132 passing) and three of 15 on third down conversions. The Chargers' 15 possessions ended in seven punts, four interceptions, twice on downs, once on a lost fumble and once at the end of the first half. Following a scoreless first quarter, the Dolphins exploded for 21 points in the second quarter to take a 21-0 lead at the half. Miami's 21 points in the second quarter was the most scored by the Dolphins in any quarter of a playoff game in team history. The previous team high for points in a quarter was 20 points which was scored by Miami in the second quarter against San Diego on January 6, 1983. Miami opened the scoring following a Vincent interception which gave the team possession on San Diego's 48-yard line. Marino led the Dolphins on a nine-play, 48-yard drive which was capped-off as Marino tossed a one-yard scoring pass to fullback Tony Paige. The Dolphins increased their lead to 14-0 later in the period as the team again gained possession of the ball following a Vincent interception and drove 37 yards and scored on a nine-yard connection from Marino to tight end Keith Jackson. Miami scored the final points of the first half as Marino again connected with Jackson and the tight end made a diving 30-yard reception in the end zone for the score. Jackson became just the fourth player in team history to record two touchdown receptions for the Dolphins in a playoff contest. Miami and San Diego played to a scoreless third quarter before the Dolphins scored the game's final ten points in the fourth quarter. Miami increased its lead to 24-0 early in the final stanza as kicker Pete Stoyanovich booted a 22-yard field goal. The Dolphins scored the final points of the game as running back Aaron Craver scored on a 25-yard run to increase the margin to 31-0.

SCORING SUMMARY

	1	2	3	4	F
San Diego	0	0	0	0	0
Miami	0	21	0	10	31

SCORING DRIVES

TEAM	QTR	TIME	PLAY (EXTRA POINT) (DRIVE INFO)	SD	MIA
Dolphins	2	6:30	Paige 1 yd. pass from Marino (Stoyanovich kick) (9-48)	0	7
Dolphins	2	1:46	Jackson 9 yd. pass from Marino (Stoyanovich kick) (2-37)	0	14
Dolphins	2	0:27	Jackson 30 yd. pass from Marino (Stoyanovich kick) (4-42)	0	21
Dolphins	4	14:03	Stoyanovich 22 yd. field goal (12-60)	0	24
Dolphins	4	8:19	Craver 25 yd. run (Stoyanovich kick) (6-53)	0	31

GAME STATISTICS

RUSHING (Att-Yds-TD):

San Diego: Bieniemy 4-26, Butts 7-25, Humphries 1-10, Harmon 4-9.

Miami: Craver 8-72-1, Humphrey 23-71, Parmalee 5-18, Clayton 1-0, Mitchell 1(-1), Saxon 2(-3).

PASSING (A-C-Y-TD-I):

San Diego: Humphries 44-18-140-0-4, Kidd 1-0-0-0-0.

Miami: Marino 29-17-167-3-0.

RECEIVING (Rec-Yds-TD):

San Diego: Harmon 9-73, Walker 3-33, Lewis 2-12, Miller 2-12, Jefferson 1-10, Butts 1-0.

Miami: Paige 5-14-1, Jackson 4-53-2, Humphrey 4-30, Duper 3-57, Craver 1-13.

SACKS:

San Diego: None.

Miami: Hunter 1.

INTERCEPTIONS (Int-Yds-TD):

San Diego: None.

Miami: Vincent 2-2, Oliver 1-21, Cox 1-7.

TEAM STATS	SD	MIA
TOTAL FIRST DOWNS	10	18
By Rushing	3	9
By Passing	7	9
By Penalty	0	0
THIRD DOWN EFFICIENCY	3-15-20%	7-17-41%
FOURTH DOWN EFFICIENCY	0-2-0%	0-0-0%
TOTAL NET YARDS	202	324
Total Offensive Plays	62	69
Average gain per offensive play	3.3	4.7
NET YARDS RUSHING	70	157
Total Rushing Plays	16	40
Average gain per rushing play	4.4	3.9
NET YARDS PASSING	132	167
Completed - Attempted	18-45	17-29
Avg. gain per pass play	2.9	5.8
Sacked - Yards Lost	1-8	0-0
Had Intercepted	4	0
PUNTS-YARDS-AVERAGE	7-324-46.3	8-328-41.0
TOTAL RETURN YARDAGE	143	93
No. and Yards Punt Returns	1-7	5-45
No. and Yards Kickoff Returns	6-136	1-18
No. and Yards Int. Returns	0-0	4-30
PENALTIES NUMBER-YARDS	4-39	0-0
FUMBLES NUMBER-LOST	3-1	3-1
RED ZONE EFFICIENCY	0-0-0%	2-3-67%
TIME OF POSSESSION	22:52	37:08


1992 – AFC CHAMPIONSHIP

JAN. 17, 1993 | MIAMI, FLA.
 JOE ROBBIE STADIUM
 ATTENDANCE: 72,703

BUFFALO 29

MIAMI 10

The Miami Dolphins suffered five turnovers (two interceptions and three fumbles) as the team dropped a 29-10 decision to the Buffalo Bills in the AFC Championship Game before a crowd of 72,703 at Joe Robbie Stadium. Buffalo opened the scoring midway through the opening period as defensive end Bruce Smith sacked Miami quarterback Dan Marino and forced a fumble which was recovered by Bills linebacker Darryl Talley on the Dolphins' 47-yard line. Buffalo scored off the takeaway as Steve Christie converted on a 21-yard field goal. Miami tied the score at 3-3 later in the period as Pete Stoyanovich converted on a 51-yard field goal attempt. The Bills took a 10-3 lead early in the second period as quarterback Jim Kelly threw a 17-yard touchdown pass to running back Thurman Thomas. On Miami's next possession, Marino's pass attempt was batted in the air by Buffalo defensive end Phil Hansen and intercepted by Hansen on the Dolphins' 17-yard line. The Bills increased their lead to 13-3 as Christie kicked on a 33-yard field goal. Buffalo took a 20-3 lead early in the third quarter by capitalizing on another Miami turnover as kick returner Mike Williams fumbled the second half kickoff and Buffalo's Carwell Gardner recovered the ball on the Dolphins' 25-yard line. The Bills scored four plays later as running back Kenneth Davis ran into the end zone for a two-yard touchdown. Buffalo increased its lead to 26-3 as Christie hit on a pair of field goals from 21 and 31 yards. Miami closed the score to 26-10 as Marino connected with wide receiver Mark Duper on a 15-yard touchdown pass. With the TD pass, Marino extended his streak to ten consecutive playoff games with one or more touchdown passes which is tied with the Raiders' Ken Stabler (1973-77) for the NFL's all-time record for consecutive post-season games with a touchdown pass. In addition, Duper's touchdown reception was his fifth post-season touchdown catch and broke the team's playoff record for career touchdown receptions. Duper was tied with wide receiver Paul Warfield (four TDs on 34 career playoff catches) and tight end Bruce Hardy (four TDs on 26 catches). Buffalo closed the scoring later in the period as Christie converted his fifth field goal of the game with a 38-yarder.



CB J.B. Brown

SCORING SUMMARY

	1	2	3	4	F
Buffalo	3	10	10	6	29
Miami	3	0	0	7	10

SCORING DRIVES

TEAM	QTR	TIME	PLAY (EXTRA POINT) (DRIVE INFO)	BUF	MIA
Bills	1	5:43	Christie 21 yd. field goal (6-43)	3	0
Dolphins	1	1:57	Stoyanovich 51 yd. field goal (7-39)	3	3
Bills	2	14:20	Thomas 17 yd. pass from Kelly (Christie kick) (7-64)	10	3
Bills	2	12:01	Christie 33 yd. field goal (4-2)	13	3
Bills	3	13:02	Davis 2 yd. run (Christie kick) (5-24)	20	3
Bills	3	3:27	Christie 21 yd. field goal (15-67)	23	3
Bills	4	14:56	Christie 31 yd. field goal (5-39)	26	3
Dolphins	4	7:32	Duper 15 yd. pass from Marino (Stoyanovich kick) (9-62)	26	10
Bills	4	2:37	Christie 38 yd. field goal (7-23)	29	10

GAME STATISTICS

RUSHING (Att-Yds-TD):

Buffalo: Thomas 20-96, Davis 19-61-1, Lamb 1-16, Reed 2-6, Kelly 3-4, Gardner 3-(-1).
 Miami: Humphrey 8-22, Craver 2-13, Marino 1-(-2).

PASSING (A-C-Y-TD-I):

Buffalo: Kelly 24-17-177-1-2.
 Miami: Marino 45-22-268-1-2.

RECEIVING (Rec-Yds-TD):

Buffalo: Thomas 5-70-1, Davis 4-52, Reed 3-25, Lofton 2-19, McKeller 1-11, Metzelaars 1-6, Gardner 1-(-6).
 Miami: Jackson 5-71, Humphrey 5-41, Martin 3-55, Clayton 3-32, Duper 2-36-1, Banks 2-18, Craver 2-15.

SACKS:

Buffalo: Smith 1.5, Hansen 1, Bennett 1, Talley 0.5.
 Miami: Coleman 1.

INTERCEPTIONS (Int-Yds-TD):

Buffalo: Hicks 1-31, Hansen 1-0.
 Miami: Brown 1-32, Oliver 1-0.

TEAM STATS


	BUF	MIA
TOTAL FIRST DOWNS	20	15
By Rushing	10	1
By Passing	8	14
By Penalty	2	0
THIRD DOWN EFFICIENCY	11-19-58%	3-12-25%
FOURTH DOWN EFFICIENCY	0-0-0%	1-2-50%
TOTAL NET YARDS	358	276
Total Offensive Plays	73	60
Average gain per offensive play	4.9	4.6
NET YARDS RUSHING	182	33
Total Rushing Plays	48	11
Average gain per rushing play	3.8	3.0
NET YARDS PASSING	176	243
Completed - Attempted	17-24	22-45
Avg. gain per pass play	7.0	5.0
Sacked - Yards Lost	1-1	4-25
Had Intercepted	2	2
PUNTS-YARDS-AVERAGE	2-69-34.5	4-148-37.0
TOTAL RETURN YARDAGE	106	158
No. and Yards Punt Returns	1-16	1-14
No. and Yards Kickoff Returns	2-59	7-112
No. and Yards Int. Returns	2-31	2-32
PENALTIES NUMBER-YARDS	3-20	5-40
FUMBLES NUMBER-LOST	1-0	4-3
RED ZONE EFFICIENCY	2-7-29%	0-2-0%
TIME OF POSSESSION	36:19	23:41

1994 - AFC WILD CARD

DEC. 31, 1994 | MIAMI, FLA.
 JOE ROBBIE STADIUM
 ATTENDANCE: 67,487

KANSAS CITY 17

MIAMI 27



WR Irving Fryar

Dan Marino threw a pair of touchdown passes to lead the Dolphins to a 27-17 win in a First-Round playoff contest against the Kansas City Chiefs before a crowd of 69,757 at Joe Robbie Stadium. The game was billed as Marino-Montana III and the duel between the two future Hall of Famers lived up to the pregame hype. Marino completed 22 of 29 passes for 257 yards with two touchdowns and no interceptions and Montana countered by hitting on 26 of 37 passes for 314 yards with two scores and an interception. The first half was an offensive shootout which was tied at 17-17 with neither team being forced to punt. Kansas City opened the scoring as Montana tossed a one-yard touchdown pass to tight end Derrick Walker. Miami answered the score on its first possession as Bernie Parmalee scored on a one-yard run. The Chiefs came right back to close the first quarter scoring at 14-7 as Montana threw a short pass to fullback Kimble Anders who turned the play into a 57-yard catch and run for the touchdown. Miami cut the score to 14-10 early in the second quarter as Pete Stoyanovich booted a 40-yard field goal. Kansas City upped its lead to 17-10 later in the quarter as Lin Elliott booted a 21-yard field goal. The Dolphins closed the first half scoring as Marino tossed a one-yard touchdown pass to tight end Ronnie Williams. The scoring pass set an NFL record as it marked Marino's 11th consecutive post-season game with a touchdown toss. He moved past a tie with Montana (San Francisco/Kansas City) and Ken Stabler (Oakland) for the longest all-time streak of playoff games with a touchdown pass in NFL history. The Dolphins dominated the second half and outscored the Chiefs by a 10-0 margin. Miami took its first lead of the ballgame at 24-17 on the first drive of the third quarter as Marino and Irving Fryar connected on a seven-yard touchdown pass. Miami increased its lead to 27-17 on a 40-yard field goal late in the third period. The Dolphins forced a pair of turnovers by the Chiefs in Miami territory to preserve the win. First, cornerback J.B. Brown intercepted a Montana aerial on the goal line to stop a drive and then safety Michael Stewart forced and recovered a fumble by Marcus Allen on the Dolphins' 34-yard line.

SCORING SUMMARY

	1	2	3	4	F
Kansas City	14	3	0	0	17
Miami	7	10	10	0	27

SCORING DRIVES

TEAM	QTR	TIME	PLAY (EXTRA POINT) (DRIVE INFO)	KC	MIA
Chiefs	1	8:32	Walker 1 yd. pass from Montana (Elliott kick) (11-80)	7	0
Dolphins	1	2:20	Parmalee 1 yd. run (Stoyanovich kick) (10-72)	7	7
Chiefs	1	0:40	Anders 57 yd. pass from Montana (Elliott kick) (4-83)	14	7
Dolphins	2	12:15	Stoyanovich 40 yd. field goal (7-35)	14	10
Chiefs	2	6:12	Elliott 21 yd. field goal (12-69)	17	10
Dolphins	2	0:22	R. Williams 1 yd. pass from Marino (Stoyanovich kick) (13-80)	17	17
Dolphins	3	11:58	Fryar 7 yd. pass from Marino (Stoyanovich kick) (6-64)	17	24
Dolphins	3	1:36	Stoyanovich 40 yd. field goal (10-59)	17	27

GAME STATISTICS

RUSHING (Att-Yds-TD):

Kansas City: Allen 14-64, Anders 5-17, Hill 2-14, Montana 2-5.
 Miami: Parmalee 18-57-1, Spikes 9-49, McDuffie 1-19, Marino 2-4, Craver 1-3.

PASSING (A-C-Y-TD-I):

Kansas City: Montana 37-26-314-2-1.
 Miami: Marino 29-22-257-2-0.

RECEIVING (Rec-Yds-TD):

Kansas City: K. Anders 6-103-1, Allen 5-49, Birden 4-56, Cash 3-38, Walker 3-27-1, Dawson 3-21, Hill 1-11, Davis 1-9.
 Miami: Fryar 6-71-1, Craver 4-35, Parmalee 2-34, K. Jackson 2-29, M. Williams 2-28, McDuffie 2-25, Saxon 2-24, Miller 1-10, R. Williams 1-1-1.

SACKS:

Kansas City: Thomas 1.
 Miami: None.

INTERCEPTIONS (Int-Yds-TD):

Kansas City: None.
 Miami: Brown 1-24.


TEAM STATS	KC	MIA
TOTAL FIRST DOWNS	24	22
By Rushing	7	7
By Passing	17	13
By Penalty	0	2
THIRD DOWN EFFICIENCY	4-9-44%	8-14-57%
FOURTH DOWN EFFICIENCY	1-2-50%	1-1-100%
TOTAL NET YARDS	414	381
Total Offensive Plays	60	61
Average gain per offensive play	6.9	6.2
NET YARDS RUSHING	100	132
Total Rushing Plays	23	31
Average gain per rushing play	4.3	4.3
NET YARDS PASSING	314	249
Completed - Attempted	26-37	22-29
Avg. gain per pass play	8.5	8.3
Sacked - Yards Lost	0-0	1-8
Had Intercepted	1	0
PUNTS-YARDS-AVERAGE	2-80-40.0	3-130-43.3
TOTAL RETURN YARDAGE	88	119
No. and Yards Punt Returns	1-7	0-0
No. and Yards Kickoff Returns	5-81	3-95
No. and Yards Int. Returns	0-0	1-24
PENALTIES NUMBER-YARDS	4-15	6-50
FUMBLES NUMBER-LOST	3-1	0-0
RED ZONE EFFICIENCY	1-4-25%	3-3-100%
TIME OF POSSESSION	27:30	32:30

1994 – AFC DIVISIONAL

JAN. 8, 1995 | SAN DIEGO, CALIF.
 JACK MURPHY STADIUM
 ATTENDANCE: 63,381

MIAMI 21

SAN DIEGO 22



WR Mike Williams

Natrone Means rushed for 139 yards and a touchdown to lead the Chargers to a 22-21 win over the Miami Dolphins in an AFC Divisional Playoff contest before a crowd of 63,381 at Jack Murphy Stadium. San Diego had the first scoring threat of the game as they drove down to Miami's 26-yard line, but Miami's Marco Coleman forced a fumble by Means to stop the drive. Following the takeaway, the Dolphins opened the scoring as Dan Marino capped a nine-play, 79-yard drive with an eight-yard scoring pass to tight end Keith Jackson. The Chargers closed the score to 7-3 on their next possession as John Carney booted a 20-yard field goal. Prior to the field goal attempt, San Diego had a first-and-goal from the Dolphins' six-yard line but the Miami defense stiffened and held the Chargers out of the end zone. The Dolphins increased their lead to 14-3 on their next possession as Marino and Jackson connected again in the end zone for a nine-yard touchdown pass. Jackson's two touchdown receptions in the contest tied Miami's all-time single-game playoff record, which was accomplished five previous times. San Diego answered the touchdown with another field goal as Carney connected on a 21-yard effort. Once again, San Diego had a first-and-goal on Miami's six-yard line and the Dolphin defense limited the Chargers to a field goal. Miami closed the first half scoring as Marino threw a 16-yard touchdown pass to Mike Williams with just 27 seconds left in the first half to take a 21-6 lead. San Diego opened the third quarter with a long drive which was halted when Means was held for no gain on a fourth-and-one play from Miami's one-yard line and the Dolphins took possession of the ball. However, on Miami's first play following the goal line stand, Dolphins running back Bernie Parmalee was tackled in the end zone for a safety to bring the score to 21-8. Following a free kick by Miami's John Kidd, the Chargers got the ball on their own 46-yard line and drove for a 24-yard touchdown run by Means to cut the score to 21-15. Miami had the ball for just one play — the safety by Parmalee — in the entire third quarter. San Diego took a 22-21 lead with just 35 seconds left in regulation as Stan Humphries threw an eight-yard touchdown pass to wide receiver Mark Seay. The Dolphins had one final chance to win the game as Marino drove the team down to the Chargers' 30-yard line but Pete Stoyanovich's 48-yard field goal attempt with just eight seconds remaining was wide right.

SCORING DRIVES

TEAM	QTR	TIME	PLAY (EXTRA POINT) (DRIVE INFO)	MIA	SD
Dolphins	1	2:24	K. Jackson 8 yd. pass from Marino (Stoyanovich kick) (9-79)	7	0
Chargers	2	10:36	Carney 20 yd. field goal (15-72)	7	3
Dolphins	2	7:21	K. Jackson 9 yd. pass from Marino (Stoyanovich kick) (6-52)	14	3
Chargers	2	2:47	Carney 21 yd. field goal (9-70)	14	6
Dolphins	2	0:27	M. Williams 16 yd. pass from Marino (Stoyanovich kick) (9-70)	21	6
Chargers	3	6:54	Safety – Parmalee tackled in end zone by Davis	21	8
Chargers	3	2:42	Means 24 yd. run (Carney kick) (8-54)	21	15
Chargers	4	0:35	Seay 8 yd. pass from Humphries (Carney kick) (10-61)	21	22

SCORING SUMMARY

	1	2	3	4	F
Miami	7	14	0	0	21
San Diego	0	6	9	7	22

GAME STATISTICS

RUSHING (Att-Yds-TD):

Miami: Parmalee 7-16, Craver 1-10.
 San Diego: Means 24-139-1, Bieniemy 4-33, Culver 6-14, Harmon 3-12, Jefferson 1-3, Humphries 2-1.

PASSING (A-C-Y-TD-I):

Miami: Marino 38-24-262-3-0.
 San Diego: Humphries 43-28-276-1-2.

RECEIVING (Rec-Yds-TD):

Miami: K. Jackson 8-109-2, Fryar 5-70, McDuffie 5-46, Craver 2-8, Parmalee 2-8, M. Williams 1-16-1, Saxon 1-5.
 San Diego: Harmon 7-57, Seay 6-61-1, Martin 5-62, Jefferson 3-44, Means 3-16, Culver 2-23, Pupunu 2-13.

SACKS:

Miami: Coleman 2.
 San Diego: Team 1.

INTERCEPTIONS (Int-Yds-TD):

Miami: Smith 1-14, Stewart 1-0.
 San Diego: None.

TEAM STATS

	MIA	SD
TOTAL FIRST DOWNS	17	28
By Rushing	2	12
By Passing	12	15
By Penalty	3	1
THIRD DOWN EFFICIENCY	5-10-50%	9-17-53%
FOURTH DOWN EFFICIENCY	0-0-0%	2-3-67%
TOTAL NET YARDS	282	466
Total Offensive Plays	47	85
Average gain per offensive play	6.0	5.5
NET YARDS RUSHING	26	202
Total Rushing Plays	8	40
Average gain per rushing play	3.3	5.1
NET YARDS PASSING	256	264
Completed - Attempted	24-38	28-43
Avg. gain per pass play	6.6	5.9
Sacked - Yards Lost	1-6	2-12
Had Intercepted	0	2
PUNTS-YARDS-AVERAGE	5-226-45.2	2-87-43.5
TOTAL RETURN YARDAGE	140	102
No. and Yards Punt Returns	1-14	2-14
No. and Yards Kickoff Returns	5-112	5-88
No. and Yards Int. Returns	2-14	0-0
PENALTIES NUMBER-YARDS	7-47	5-67
FUMBLES NUMBER-LOST	1-0	2-1
RED ZONE EFFICIENCY	3-3-100%	1-4-25%
TIME OF POSSESSION	20:40	39:20

1995 - AFC WILD CARD

DEC. 30, 1995 | ORCHARD PARK, N.Y.
RICH STADIUM
ATTENDANCE: 73,103

MIAMI 22

BUFFALO 37



WR O.J. McDuffie

The Buffalo Bills cruised out to a 24-0 halftime lead en route to a 37-22 victory in an AFC First Round Playoff game in front of 73,103 fans at Rich Stadium. The contest proved to be the last game for Don Shula as head coach of the Dolphins. The Bills, led by running back Thurman Thomas' 158 yards, grounded out an AFC Playoff record 341 rushing yards, breaking the old mark of 318 set by the San Diego Chargers against Boston in 1963. Miami quarterback Dan Marino tied an NFL postseason record, with Bernie Kosar while he was a member of the Cleveland Browns in 1986, with 64 passing attempts and completed 33 (tied for second-highest in NFL postseason) of them for 422 yards (third-highest in NFL postseason). The two teams set an NFL postseason record with 1,038 combined total net yards, breaking the old mark of 1,036 by the Dolphins and the San Diego Chargers in an overtime game in 1981. The Bills took an early 7-0 lead when Thomas scored on a one-yard touchdown run. Buffalo kicker Steve Christie put the Bills ahead 10-0 with a 48-yard field goal. Buffalo needed just four plays to go 68 yards and took a 17-0 advantage when fullback Darick Holmes ran 21 yards for a touchdown with 9:54 left in the half. On the Dolphins' next possession, they drove to the Buffalo 40-yard line but Marino was hit by Bills defensive end Phil Hansen as he threw and the tipped ball was intercepted by linebacker Marlo Perry. It took Buffalo just 49 seconds to make the score 24-0 as Kelly connected with Steve Tasker on a 37-yard touchdown pass. The Bills added to their lead in the third quarter by driving 55 yards on ten plays and extended their lead to 27-0 when Christie booted a 23-yard field goal late in the third quarter. Miami got on the board when they took the ball on their next possession and drove 67 yards on nine plays and made the score 27-7 when Marino hit wide receiver O.J. McDuffie on a five-yard touchdown pass. The Bills increased their lead to 34-7 when they culminated a 61-yard drive with a 44-yard touchdown run by fullback Tim Tindale with 9:31 remaining in the game. The Dolphins cut the lead to 34-14 on their next possession as Marino connected with wide receiver Randal Hill on a 45-yard touchdown to close out a seven-play, 68-yard drive. The Bills answered with an eight-play, 44-yard drive that saw Christie kick a 42-yard field goal to make the score 37-14. Miami then took its next possession and marched 73 yards on eight plays and cut the lead to 37-22 when running back Terry Kirby ran one-yard for the score and a two-point conversion from Marino to McDuffie was good. The Dolphins then attempted an outside kick and safety Michael Stewart recovered at the Buffalo 49-yard line. However, Miami's last threat of the game was stopped when Marino was intercepted by Bills cornerback Ken Irvin at Buffalo's 13-yard line with 1:51 left in the game. McDuffie set a club postseason record (tied with nine others for sixth-highest all-time in NFL postseason) with 11 receptions for 154 yards (a new Dolphin postseason record, surpassing Mark Duper's 148 yards vs. Pittsburgh in 1985).

SCORING SUMMARY

	1	2	3	4	F
Miami	0	0	0	22	22
Buffalo	10	14	3	10	37

SCORING DRIVES

TEAM	QTR	TIME	PLAY (EXTRA POINT) (DRIVE INFO)	MIA	BUF
Bills	1	9:58	Thomas 1 yd. run (Christie kick) (7-58)	0	7
Bills	1	7:02	Christie 48 yd. field goal (6-26)	0	10
Bills	2	9:54	Holmes 21 yd. run (Christie kick) (4-68)	0	17
Bills	2	7:21	Tasker 37 yd. pass from Kelly (Christie kick) (3-62)	0	24
Bills	3	11:03	Christie 23 yd. field goal (10-55)	0	27
Dolphins	4	13:53	McDuffie 5 yd. pass from Marino (Stoyanovich kick) (9-67)	7	27
Bills	4	9:31	Tindale 44 yd. run (Christie kick) (3-61)	7	34
Dolphins	4	8:01	R. Hill 45 yd. pass from Marino (Stoyanovich kick) (7-68)	14	34
Bills	4	4:36	Christie 42 yd. field goal (8-44)	14	37
Dolphins	4	2:09	Kirby 1 yd. run (Marino pass to McDuffie) (8-73)	22	37

GAME STATISTICS

RUSHING (Att-Yds-TD):

Miami: Byars 4-22, Kidd 1-18, Parmalee 5-13, McDuffie 1-9, Kirby 2-8-1, Marino 1-0.
Buffalo: Thomas 25-158-1, Holmes 15-87-1, Tindale 4-68-1, Brooks 2-28, Tasker 2-7, Kelly 3(-)-3, Copeland 1(-)-4.

PASSING (A-C-Y-TD-I):

Miami: Marino 64-33-422-2-3, Kosar 1-1-10-0-0, McDuffie 1-0-0-0-0.
Buffalo: Kelly 22-12-195-1-2.

RECEIVING (Rec-Yds-TD):

Miami: McDuffie 11-154-1, Kirby 8-68, Parmalee 4-51, Byars 4-30, Fryar 3-29, Hill 2-59-1, Clark 2-41.
Buffalo: Tasker 5-108-1, Thomas 3-42, Cline 2-32, Brooks 2-13.

SACKS:

Miami: None.
Buffalo: None.

INTERCEPTIONS (Int-Yds-TD):

Miami: Atkins 1-26, Vincent 1-0.
Buffalo: Perry 1-3, Johnson 1-2, Irvin 1-0.

TEAM STATS

	MIA	BUF
TOTAL FIRST DOWNS	26	27
By Rushing	5	18
By Passing	20	9
By Penalty	1	0
THIRD DOWN EFFICIENCY	2-14-14%	6-14-43%
FOURTH DOWN EFFICIENCY	3-6-50%	0-0-0%
TOTAL NET YARDS	502	536
Total Offensive Plays	80	74
Average gain per offensive play	6.3	7.2
NET YARDS RUSHING	70	341
Total Rushing Plays	14	52
Average gain per rushing play	5.0	6.6
NET YARDS PASSING	432	195
Completed - Attempted	34-66	12-22
Avg. gain per pass play	6.5	8.9
Sacked - Yards Lost	0-0	0-0
Had Intercepted	3	2
PUNTS-YARDS-AVERAGE	3-115-38.3	4-138-34.5
TOTAL RETURN YARDAGE	175	42
No. and Yards Punt Returns	1-12	0-0
No. and Yards Kickoff Returns	7-137	2-37
No. and Yards Int. Returns	2-26	3-5
PENALTIES NUMBER-YARDS	4-15	5-29
FUMBLES NUMBER-LOST	2-1	1-0
RED ZONE EFFICIENCY	2-2-100%	1-3-33%
TIME OF POSSESSION	25:28	34:32

1997 - AFC WILD CARD

DEC. 28, 1997 | FOXBORO, MASS.
 FOXBORO STADIUM
 ATTENDANCE: 60,041

MIAMI 3

NEW ENGLAND 17

The New England Patriots recorded their third win of the 1997 season over the Dolphins, and their fourth straight over Miami dating back to 1996, by holding Miami to just a field goal in their 17-3 triumph in a first-round playoff game at Foxboro Stadium. The loss was the Dolphins' third straight in the postseason. New England held Miami to 162 yards of total offense, the lowest total in the 32-game postseason history for the Dolphins, below a 176-yard performance against Washington in Super Bowl XVII. In addition, the three points scored by the Dolphins equalled the fewest points scored by the team in a playoff game with a 24-3 loss to the Dallas Cowboys in Super Bowl VI. Overall, New England forced three Miami turnovers, while the Patriots did not commit any miscues and 14 of New England's 17 points resulted from a Dolphins turnover. The Patriots sacked Dolphins quarterback Dan Marino four times on the day and Marino was held without a touchdown for the first time in 14 career playoff games. The Dolphins got to the Patriots' 39 late in the first quarter, but were stopped on third and fourth-and-one. The Patriots had an opportunity to take a 3-0 lead early in the second quarter, but Adam Vinatieri missed wide left on a 48-yard field goal attempt. Three plays later, Chris Slade intercepted a Dan Marino pass and returned it 22 yards to the Dolphins' 29. That led to a 24-yard touchdown pass from Drew Bledsoe to Troy Brown three plays afterward, on third-and-five, 4:33 into the second quarter. New England took over at its own 40 with 2:16 left in the first half and drove to the Dolphins' 30 before Vinatieri missed wide right on a 47-yard field goal try with 30 seconds on the clock. On the second play of the second half, Todd Collins picked off a Marino pass and brought it back 40 yards for a touchdown. The Patriots extended their lead to 17 points with 1:58 left in the third quarter when Vinatieri capped a 15-play, 67-yard drive with a 22-yard field goal. The Dolphins got their only points of the game nine seconds into the fourth quarter, on an Olindo Mare 38-yard field goal. Miami had gained possession at the Patriots' 43 after a Corey Harris 40-yard kickoff return and a ten-yard tripping penalty on the Patriots. Harris recovered the ensuing onside kick, and the Dolphins took over at their own 44. On the next play, however, Chris Canty stripped the ball from Marino and Slade recovered at the Dolphins' 41. Miami got into New England territory on each of its last two possessions – getting as far as the 45 and 43 – but were stopped on fourth down on each occasion.



CB Sam Madison

SCORING SUMMARY

	1	2	3	4	F
Miami	0	0	0	3	3
New England	0	7	10	0	17

SCORING DRIVES

TEAM	QTR	TIME	PLAY (EXTRA POINT) (DRIVE INFO)	MIA	NE
Patriots	2	10:27	Brown 24 yd. pass from Bledsoe (Vinatieri kick) (3-29)	0	7
Patriots	3	14:05	Collins 40 yd. interception return (Vinatieri kick)	0	14
Patriots	3	1:58	Vinatieri 22 yd. field goal (15-67)	0	17
Dolphins	4	14:51	Mare 38 yd. field goal (8-23)	3	17

GAME STATISTICS

RUSHING (Att-Yds-TD):

Miami: Parmalee 9-22, Abdul-Jabbar 5-16, McPhail 1-4, Marino 1-2, Pritchett 1(-2).
 New England: Cullors 22-86, Grier 6-16, Bledsoe 2-4, Meggett 1-2.

PASSING (A-C-Y-TD-I):

Miami: Marino 43-17-141-0-2.
 New England: Bledsoe 32-16-139-1-0.

RECEIVING (Rec-Yds-TD):

Miami: McPhail 5-28, L. Thomas 3-62, Parmalee 3-13, McDuffie 3-6, Perriman 1-13, Jordan 1-11, Drayton 1-8.
 New England: Glenn 4-57, Coates 4-25, Brown 2-32-1, Meggett 2-11, Jefferson 1-7, Purnell 1-4, Gash 1-3, Cullors 1-0.

SACKS:

Miami: Armstrong 1, Brigrance 1, Gardener 1.
 New England: Canty 1, Johnson 1, McGinest 1, Slade 1.

INTERCEPTIONS (Int-Yds-TD):

Miami: None.
 New England: Collins 1-40-1, Slade 1-22.

TEAM STATS

	MIA	NE
TOTAL FIRST DOWNS	10	15
By Rushing	2	7
By Passing	6	7
By Penalty	2	1
THIRD DOWN EFFICIENCY	5-17-29%	7-17-41%
FOURTH DOWN EFFICIENCY	0-3-0%	0-0-0%
TOTAL NET YARDS	162	228
Total Offensive Plays	64	66
Average gain per offensive play	2.5	3.5
NET YARDS RUSHING	42	108
Total Rushing Plays	17	31
Average gain per rushing play	2.5	3.5
NET YARDS PASSING	120	120
Completed - Attempted	17-43	16-32
Avg. gain per pass play	2.6	3.4
Sacked - Yards Lost	4-21	3-19
Had Intercepted	2	0
PUNTS-YARDS-AVERAGE	7-262-37.4	7-257-36.7
TOTAL RETURN YARDAGE	122	89
No. and Yards Punt Returns	5-45	2-10
No. and Yards Kickoff Returns	3-77	1-17
No. and Yards Int. Returns	0-0	2-62
PENALTIES NUMBER-YARDS	5-21	5-31
FUMBLES NUMBER-LOST	2-1	2-0
RED ZONE EFFICIENCY	0-0-0%	0-1-0%
GOAL TO GO EFFICIENCY	0-0-0%	0-1-0%
TIME OF POSSESSION	26:09	33:51

1998 - AFC WILD CARD

JAN. 2, 1999 | MIAMI, FLA.
PRO PLAYER STADIUM
ATTENDANCE: 72,698

BUFFALO 17

MIAMI 24



DE Trace Armstrong

The Dolphins recorded their first playoff win since the 1994 season, snapping a three-game losing streak in the postseason with a 24-17 win in an AFC First-Round Playoff game over the Buffalo Bills at Pro Player Stadium. Doug Flutie connected with Eric Moulds for a 65-yard completion on the game's first play from scrimmage, but Terrell Buckley stripped the ball and Brock Marion returned the fumble 17 yards to the Dolphins' 29-yard line. That led to a 16-play, 57-yard drive which used 8:23 of the clock and ended with an Olindo Mare 31-yard field goal. Miami made it a 6-0 game on Mare's second field goal of the afternoon, from 40 yards out, 4:24 into the second quarter. The score capped an 11-play, 66-yard drive that consumed 6:22 of the clock. Mare attempted an onside kick on the ensuing kickoff that was recovered by the Bills' Dan Brandenburg. Three plays later, Buffalo took its first lead of the game when Thurman Thomas ran it in from one-yard out, two plays after Flutie and Moulds combined for a 37-yard completion to the Dolphins' five-yard line. Buffalo got to the Dolphins' six-yard line with 24 seconds remaining in the first half, but Marion picked off a Flutie pass and returned it 19 yards. A personal foul penalty on the Bills put the Dolphins at their own 35. Dan Marino then completed a 52-yard pass to Oronde Gadsden who then lateraled the ball to O.J. McDuffie, putting the Dolphins at the Bills' nine-yard line. Mare, however, hit the right upright on a 26-yard field goal attempt as time expired in the half. The Dolphins regained the lead at 13-7 on Karim Abdul-Jabbar's three-yard touchdown run with 2:32 left in the third quarter. Abdul-Jabbar rushed for 21 yards on the 52-yard drive, which was accomplished in 12 plays and saw the Dolphins connect on three third down conversions. Stanley Pritchett punched it in for the two-point conversion. Buffalo answered less than two minutes later with a 32-yard touchdown pass from Flutie to Moulds which tied the game at 14 with 48 seconds left in the third quarter. Miami got the ball back and embarked on a 17-play, 77-yard drive that ended with Mare's third field goal of the game, from 23 yards out, 5:15 into the fourth period. Four plays afterward, Jerry Wilson forced the ball loose from Andre Reed after a reception and Terrell Buckley recovered, returning it six yards to midfield. The Dolphins capitalized off that turnover when Marino connected with Lamar Thomas for an 11-yard scoring strike on third-and-seven with 3:32 remaining in the game, capping the eight play drive. The Bills took over at their own 20 and got to the Dolphins' 15-yard line before Steve Christie connected on a 33-yard field goal with 1:33 left in the game. Kurt Schulz recovered the ensuing onside kick for Buffalo, giving them possession at their own 31 with 1:30 to play. The first play of the drive was a 30-yard completion from Flutie to Moulds, putting the Bills at the Dolphins' 39-yard line. From there, Buffalo converted three consecutive third downs, giving them a first-and-goal from the Dolphins' five-yard line with 17 seconds remaining. Trace Armstrong then sacked Flutie, forcing the ball loose, which was recovered by Shane Burton to preserve the victory. Moulds finished the game with an NFL playoff record 240 receiving yards.

SCORING SUMMARY

	1	2	3	4	F
Buffalo	0	7	7	3	17
Miami	3	3	8	10	24

SCORING DRIVES

TEAM	QTR	TIME	PLAY (EXTRA POINT)	(DRIVE INFO)	BUF	MIA
Dolphins	1	6:07		Mare 31 yd. field goal (16-57)	0	3
Dolphins	2	10:36		Mare 40 yd. field goal (11-66)	0	6
Bills	2	8:54		T. Thomas 1 yd. run (Christie kick) (3-42)	7	6
Dolphins	3	2:32		Abdul-Jabbar 3 yd. run (Pritchett run) (12-52)	7	14
Bills	3	0:48		Moulds 32 yd. pass from Flutie (Christie kick) (4-81)	14	14
Dolphins	4	9:45		Mare 23 yd. field goal (11-77)	14	17
Dolphins	4	3:42		L. Thomas 11 yd. pass from Marino (Mare kick) (8-50)	14	24
Bills	4	1:33		Christie 33 yd. field goal (7-65)	17	24

GAME STATISTICS

RUSHING (Att-Yds-TD):

Buffalo: T. Thomas 7-33-1, Flutie 4-29, A. Smith 7-15.
Miami: Abdul-Jabbar 27-95-1, Parmalee 2-10, Pritchett 2-7, Avery 1-3, McDuffie 1-3, Marino 1-(-1).

PASSING (A-C-Y-TD-I):

Buffalo: Flutie 36-21-360-1-1.
Miami: Marino 34-23-235-1-1.

RECEIVING (Rec-Yds-TD):

Buffalo: Moulds 9-240-1, Reed 5-60, Williams 2-20, Loud 1-12, A. Smith 1-12, Gash 1-9, Riemersma 1-4, T. Thomas 1-3.
Miami: McDuffie 6-53, Gadsden 5-85, L. Thomas 4-36-1, Drayton 3-20, Perry 2-29, Abdul-Jabbar 2-4, Ruddy 1-8.

SACKS:

Buffalo: Wiley 1.
Miami: Armstrong 1, Gardener 0.5, Jones 0.5, Rodgers 0.5, Tanner 0.5.

INTERCEPTIONS (Int-Yds-TD):

Buffalo: Jackson 1-0.
Miami: Marion 1-19.

TEAM STATS

	BUF	MIA
TOTAL FIRST DOWNS	23	25
By Rushing	7	10
By Passing	13	10
By Penalty	3	5
THIRD DOWN EFFICIENCY	6-10-60%	9-14-64%
FOURTH DOWN EFFICIENCY	0-0-0%	0-1-0%
TOTAL NET YARDS	416	345
Total Offensive Plays	57	69
Average gain per offensive play	7.3	5.0
NET YARDS RUSHING	77	117
Total Rushing Plays	18	34
Average gain per rushing play	4.3	3.4
NET YARDS PASSING	339	228
Completed - Attempted	21-36	23-34
Avg. gain per pass play	8.7	6.5
Sacked - Yards Lost	3-21	1-7
Had Intercepted	1	1
PUNTS-YARDS-AVERAGE	2-73-36.5	1-34-34.0
TOTAL RETURN YARDAGE	54	104
No. and Yards Punt Returns	0-0	1-20
No. and Yards Kickoff Returns	4-54	3-65
No. and Yards Int. Returns	1-0	1-19
PENALTIES NUMBER-YARDS	9-93	6-75
FUMBLES NUMBER-LOST	4-4	0-0
RED ZONE EFFICIENCY	1-4-25%	2-5-40%
GOAL TO GO EFFICIENCY	1-3-33%	1-3-33%
TIME OF POSSESSION	22:28	37:32

MIAMI 3

DENVER 38

Miami failed to score a touchdown in its second straight road playoff game, as they dropped their seventh consecutive postseason road game overall, with a 38-3 loss to the Broncos at Mile High Stadium. After stopping the Dolphins on the first series of the game, the Broncos took over at their own eight and embarked on a 14-play, 92-yard drive that used 7:56 of the clock and ended with a Terrell Davis one-yard touchdown run with 5:55 left in the opening quarter. Davis ran for 38 yards on seven carries on the drive, and John Elway completed five of six passes for 48 yards. Denver took a two-touchdown advantage before the first quarter was over when Davis scored on a 20-yard run with 1:02 remaining in the opening period. The touchdown came three plays after Elway connected with Ed McCaffrey for a 33-yard completion to the Dolphins' 33-yard line. Miami answered with an 11-play, 76-yard drive that consumed 5:55 of the clock and ended with an Olindo Mare 22-yard field goal, 4:53 into the second quarter. Dan Marino completed six of seven passes for 55 yards on the march. Denver scored a touchdown on their third consecutive series when Derek Loville ran it in from 11 yards out with 4:39 left in the second quarter. The score capped an 11-play, 87-yard drive that used 5:28 of the clock. As a team, the Broncos rushed for 62 yards on the drive, including 47 yards by Davis. Davis broke loose for a 62-yard run to the Dolphins' 18-yard line on the first play of the second half, leading to a Jason Elam 32-yard field goal four plays afterward. Denver opened a 28-point advantage 1:37 into the fourth quarter when Elway combined with Rod Smith for a 28-yard touchdown strike. The Broncos finished off the scoring when Neil Smith recovered an Oronde Gadsden fumble following a reception and rumbled 79 yards for a touchdown.



QB Dan Marino

SCORING SUMMARY

	1	2	3	4	F
Miami	0	3	0	0	3
Denver	14	7	3	14	38

SCORING DRIVES

TEAM	QTR	TIME	PLAY (EXTRA POINT) (DRIVE INFO)	MIA	DEN
Broncos	1	5:55	Davis 1 yd. run (Elam kick) (14-92)	0	7
Broncos	1	1:02	Davis 20 yd. run (Elam kick) (4-66)	0	14
Dolphins	2	10:07	Mare 22 yd. field goal (11-76)	3	14
Broncos	2	4:39	Loville 11 yd. run (Elam kick) (11-87)	3	21
Broncos	3	11:52	Elam 32 yd. field goal (5-66)	3	24
Broncos	4	13:23	R. Smith 28 yd. pass from Elway (Elam kick) (5-52)	3	31
Broncos	4	9:49	N. Smith 79 yd. fumble return (Elam kick)	3	38

GAME STATISTICS

RUSHING (Att-Yds-TD):

Miami: Parmalee 7-14, Abdul-Jabbar 3-5, Huard 2-(2), Pritchett 1-(3).
Denver: Davis 21-199-2, Loville 8-34-1, Elway 3-19, Brister 6-(2).

PASSING (A-C-Y-TD-I):

Miami: Marino 37-26-243-0-2.
Denver: Elway 23-14-182-1-0.

RECEIVING (Rec-Yds-TD):

Miami: McDuffie 9-118, Parmalee 5-24, Gadsden 4-36, L. Thomas 3-31, Pritchett 3-23, Jacquet 1-6, Abdul-Jabbar 1-5.
Denver: Sharpe 5-38, R. Smith 4-71-1, McCaffrey 3-52, Griffith 1-14, Davis 1-7.

SACKS:

Miami: Wilson 1.
Denver: Washington 1.

INTERCEPTIONS (Int-Yds-TD):

Miami: None.
Denver: Johnson 1-48, Romanowski 1-0.

TEAM STATS	MIA	DEN
TOTAL FIRST DOWNS	14	24
By Rushing	1	13
By Passing	11	10
By Penalty	2	1
THIRD DOWN EFFICIENCY	2-10-20%	5-11-45%
FOURTH DOWN EFFICIENCY	1-2-50%	2-3-67%
TOTAL NET YARDS	252	424
Total Offensive Plays	51	62
Average gain per offensive play	4.9	6.8
NET YARDS RUSHING	14	250
Total Rushing Plays	13	38
Average gain per rushing play	1.1	6.6
NET YARDS PASSING	238	174
Completed - Attempted	26-37	14-23
Avg. gain per pass play	6.3	7.3
Sacked - Yards Lost	1-5	1-8
Had Intercepted	2	0
PUNTS-YARDS-AVERAGE	5-228-45.6	2-97-48.5
TOTAL RETURN YARDAGE	132	81
No. and Yards Punt Returns	1-11	2-14
No. and Yards Kickoff Returns	5-121	1-19
No. and Yards Int. Returns	0-0	2-48
PENALTIES NUMBER-YARDS	10-57	5-41
FUMBLES NUMBER-LOST	1-1	0-0
RED ZONE EFFICIENCY	0-2-0%	2-4-50%
GOAL TO GO EFFICIENCY	0-0-0%	1-2-50%
TIME OF POSSESSION	27:36	32:24

1999 - AFC WILD CARD

JAN. 9, 2000 | SEATTLE, WASH.
KINGDOME
ATTENDANCE: 66,170

MIAMI 20

SEATTLE 17



RB J.J. Johnson

In the last game ever played at the Kingdome, the Dolphins recorded their first road playoff win since 1972 with a 20-17 triumph over the Seattle Seahawks. The Seahawks' second possession of the game started at the Dolphins' 47 after Miami was forced to punt from its own four-yard line. From there, Seattle needed eight plays before Jon Kitna connected with Sean Dawkins for a nine-yard touchdown pass on third-and-three, with 6:18 to play in the first quarter. The score marked the second third-down conversion on the drive for the Seahawks. Kitna and Mike Pritchard hooked up for a pair of completions on the drive, totaling 29 yards. Brock Marion returned the ensuing kickoff 47 yards to midfield. The Dolphins then moved 37 yards in seven plays, leading to an Olindo Mare 32-yard field goal with 2:05 remaining in the opening quarter. The Seahawks re-gained their seven-point advantage with 45 seconds left in the first half on Todd Peterson's 50-yard field goal, which capped an eight-play, 49-yard drive that used 3:45 of the clock. The Dolphins took over at their own 40 on the opening possession of the second half after Peterson's kickoff went out of bounds. Led by Dan Marino, who completed all six of his passes, totaling 56 yards, Miami embarked on a ten-play, 60-yard drive that consumed 6:05 of the clock and ended with a one-yard touchdown pass from Marino to Oronde Gadsden on third-and-goal. The touchdown pass was the 31st for Marino in his playoff career, moving him past Terry Bradshaw into sole possession of second on the NFL's all-time postseason list. The key play on the march was a 27-yard completion from Marino to O.J. McDuffie on third-and-seven from the Seattle 46. Charlie Rogers took the ensuing kickoff and raced 85 yards for a touchdown to give Seattle the lead once again. The Dolphins pulled to within four points on Mare's 50-yard field goal with 2:22 to play in the third quarter, culminating a six-play, 32-yard drive in which Autry Denson rushed for 25 yards. The ensuing onside kick was recovered by Miami's Shawn Wooden, and the Dolphins took over at their own 42. Although they could not take advantage of that opportunity, Tom Hutton's punt that followed pinned Seattle at their own six. Down by four points with 9:09 to play, Miami gained possession at their own 15. On the third play of the series, they faced a third-and-17 from their own 8 when Marino hit Tony Martin for a 23-yard completion. From there, Miami marched the length of the field in just eight more plays, the final one being a two-yard TD run by J.J. Johnson with 4:48 to play in the game. Two plays prior to the score Marino connected with Gadsden for a 24-yard completion on third-and-10 from the Seahawks 29, giving them a first-and-goal from the 5. Seattle went three and out on their next series, and a Terrell Buckley interception with 23 seconds remaining ended any Seattle comeback hopes. The Dolphins dominated the second half of the game, as they gained 230 yards while holding Seattle to just 32 yards over the final 30 minutes of the game. Miami registered a club playoff record six sacks on the afternoon, including three by Trace Armstrong, who was named NFL Defensive Player of the Week for the Wild Card Round of the playoffs.

SCORING SUMMARY

	1	2	3	4	F
Miami	3	0	10	7	20
Seattle	7	3	7	0	17

SCORING DRIVES

TEAM	QTR	TIME	PLAY (EXTRA POINT) (DRIVE INFO)	MIA	SEA
Seahawks	1	6:18	Dawkins 9 yd. pass from Kitna (Peterson kick) (8-47)	0	7
Dolphins	1	2:05	Mare 32 yd. field goal (7-37)	3	7
Seahawks	2	0:45	Peterson 50 yd. field goal (8-49)	3	10
Dolphins	3	8:55	Gadsden 1 yd. pass from Marino (Mare kick) (10-60)	10	10
Seahawks	3	8:55	Rogers 85 yd. kickoff return (Peterson kick)	10	17
Dolphins	3	2:22	Mare 50 yd. field goal (6-32)	13	17
Dolphins	4	4:48	Johnson 2 yd. run (Peterson kick) (11-85)	20	17

GAME STATISTICS

RUSHING (Att-Yds-TD):

Miami: Johnson 27-86-1, Denson 7-19, Pritchett 2-4, Marino 1(-1-1).
Seattle: Watters 19-40, Kitna 1-1.

PASSING (A-C-Y-TD-I):

Miami: Marino 30-17-196-1-0.
Seattle: Kitna 30-14-162-1-2.

RECEIVING (Rec-Yds-TD):

Miami: McDuffie 5-82, Martin 5-70, Gadsden 2-25-1, Johnson 2-3, Konrad 1-7, Goodwin 1-6, Perry 1-3.
Seattle: Dawkins 3-35-1, Pritchard 3-34, Fauria 3-31, Watters 2-22, Brown 2-18, Galloway 1-22.

SACKS:

Miami: Armstrong 3, Owens 1.5, Z. Thomas 1, Wilson 0.5.
Seattle: Adams 1.

INTERCEPTIONS (Int-Yds-TD):

Miami: Marion 1-31, Buckley 1-6.
Seattle: None.

TEAM STATS

	MIA	SEA
TOTAL FIRST DOWNS	18	12
By Rushing	7	0
By Passing	10	10
By Penalty	1	2
THIRD DOWN EFFICIENCY	6-16-38%	5-15-33%
FOURTH DOWN EFFICIENCY	0-0-0%	1-1-100%
TOTAL NET YARDS	299	171
Total Offensive Plays	68	56
Average gain per offensive play	4.4	3.1
NET YARDS RUSHING	108	41
Total Rushing Plays	37	20
Average gain per rushing play	2.9	2.1
NET YARDS PASSING	191	130
Completed - Attempted	17-30	14-30
Avg. gain per pass play	6.2	3.6
Sacked - Yards Lost	1-5	6-32
Had Intercepted	0	2
PUNTS-YARDS-AVERAGE	8-330-41.3	7-335-47.9
TOTAL RETURN YARDAGE	188	183
No. and Yards Punt Returns	6-63	3-24
No. and Yards Kickoff Returns	3-88	4-159
No. and Yards Int. Returns	2-37	0-0
PENALTIES NUMBER-YARDS	6-67	2-10
FUMBLES NUMBER-LOST	0-0	0-0
RED ZONE EFFICIENCY	2-3-67%	1-1-100%
GOAL TO GO EFFICIENCY	2-2-100%	0-0-0%
TIME OF POSSESSION	34:48	25:12

1999 - AFC DIVISIONAL

JAN. 15, 2000 | JACKSONVILLE, FLA.
 ALLTEL STADIUM
 ATTENDANCE: 75,193

MIAMI 7

JACKSONVILLE 62

The Dolphins allowed the most points in club history and suffered their worst defeat ever as well. The Jaguars took a 7-0 lead on an eight-yard touchdown pass from Mark Brunell to Jimmy Smith on the first series of the game, 4:28 into the contest. A 41-yard completion from Brunell to Smith to the Dolphins' 22 was the key play on the 73-yard drive, in which Jacksonville converted all three of their third down attempts, including the touchdown. On the next play from scrimmage, Aaron Beasley intercepted a Dan Marino pass and Jacksonville took over at the Dolphins' 41. From there, the Jaguars moved 14 yards, setting up a Mike Hollis 45-yard field goal, with 6:19 to play in the opening quarter. The Jaguars scored for the third time in as many possessions when Fred Taylor broke loose for a 90-yard touchdown run with 3:46 remaining in the first quarter. On the following play from scrimmage, Tony Brackens stripped the ball from Marino, Brackens recovered and went 16 yards for the score. On the first play of the second quarter, Jacksonville scored again on a 39-yard touchdown pass from Brunell to Taylor on third-and-14. The Jaguars gained possession at the Dolphins' 21 on their next series after Corey Chamblin blocked a Tom Hutton punt. That led to a James Stewart 25-yard TD run three plays later. Hollis added a 28-yard field goal 1:51 prior to the half. That score came five plays after Carnell Lake recovered a J.J. Johnson fumble at the Dolphins' 30. Miami got its first points of the game three seconds before halftime when Marino and Oronde Gadsden combined for a 20-yard TD pass, on third-and-10. Jay Fiedler connected with Jimmy Smith for a 70-yard touchdown pass, 2:57 into the third quarter, giving Jacksonville 48 points on the afternoon, marking the most points that Miami had ever given up in the postseason. Fiedler fired his second touchdown pass of the day with 6:19 to play in the third quarter when he hit Alvis Whitted for a 38-yard scoring pass. Jacksonville finished the scoring with a Chris Howard five-yard touchdown run 4:23 into the fourth quarter, one play after Donovin Darius recovered an Autry Denson fumble.



QB Dan Marino

SCORING SUMMARY

	1	2	3	4	F
Miami	0	7	0	0	7
Jacksonville	24	17	14	7	62

SCORING DRIVES

TEAM	QTR	TIME	PLAY (EXTRA POINT) (DRIVE INFO)	MIA	JAX
Jaguars	1	10:32	Smith 8 yd. pass from Brunell (Hollis kick) (9-73)	0	7
Jaguars	1	6:19	Hollis 45 yd. field goal (9-14)	0	10
Jaguars	1	3:46	Taylor 90 yd. run (Hollis kick) (2-91)	0	17
Jaguars	1	3:21	Brackens 16 yd. fumble return (Hollis kick)	0	24
Jaguars	2	14:48	Taylor 39 yd. pass from Brunell (Hollis kick) (4-53)	0	31
Jaguars	2	12:05	Stewart 25 yd. run (Hollis kick) (3-21)	0	38
Jaguars	2	1:51	Hollis 28 yd. field goal (5-20)	0	41
Dolphins	2	0:01	Gadsden 20 yd. pass from Marino (Mare kick) (9-80)	7	41
Jaguars	3	12:03	Smith 70 yd. pass from Fiedler (Hollis kick) (3-78)	7	48
Jaguars	3	6:19	Whitted 38 yd. pass from Fiedler (Hollis kick) (5-69)	7	55
Jaguars	4	10:37	Howard 5 yd. run (Hollis kick) (1-5)	7	62

GAME STATISTICS

RUSHING (Att-Yds-TD):

Miami: Denson 6-10, Pritchett 2-10, Johnson 8-9, Huard 1-2, Marino 1-0, Hutton 1-(8),
 Jacksonville: Taylor 18-135-1, Stewart 11-62-1, Howard 15-54-1, Brunell 1-6, Shelton 1-0.

PASSING (A-C-Y-TD-I):

Miami: Marino 25-11-95-1-2, Huard 16-5-46-0-0.
 Jacksonville: Fiedler 11-7-172-2-1, Brunell 9-5-105-2-0.

RECEIVING (Rec-Yds-TD):

Miami: Gadsden 6-62-1, Konrad 3-30, McDuffie 2-19, Pritchett 2-17, Johnson 2-11, Drayton 1-2.
 Jacksonville: Smith 5-136-2, McCardell 4-52, Taylor 1-39-1, Whitted 1-38-1, Shelton 1-12.

SACKS:

Miami: Bowens 1, Mixon 1.
 Jacksonville: Walker 2, Brackens 1, Leroy 1, Marts 1.

INTERCEPTIONS (Int-Yds-TD):

Miami: Jackson 1-0.
 Jacksonville: Beasley 2-5.

TEAM STATS

	MIA	JAX
TOTAL FIRST DOWNS	10	21
By Rushing	0	10
By Passing	6	10
By Penalty	4	1
THIRD DOWN EFFICIENCY	2-14-14%	8-16-50%
FOURTH DOWN EFFICIENCY	0-2-0%	0-0-0%
TOTAL NET YARDS	133	520
Total Offensive Plays	65	68
Average gain per offensive play	2.0	7.6
NET YARDS RUSHING	23	257
Total Rushing Plays	19	46
Average gain per rushing play	1.2	5.6
NET YARDS PASSING	110	263
Completed - Attempted	16-41	12-20
Avg. gain per pass play	2.4	12.0
Sacked - Yards Lost	5-31	2-14
Had Intercepted	2	1
PUNTS-YARDS-AVERAGE	9-356-39.6	5-195-39.0
TOTAL RETURN YARDAGE	276	73
No. and Yards Punt Returns	3-70	5-44
No. and Yards Kickoff Returns	9-206	2-24
No. and Yards Int. Returns	1-0	2-5
PENALTIES NUMBER-YARDS	9-87	7-51
FUMBLES NUMBER-LOST	6-5	1-1
RED ZONE EFFICIENCY	0-0-0%	3-5-60%
GOAL TO GO EFFICIENCY	0-0-0%	1-2-50%
TIME OF POSSESSION	24:37	35:23

INDIANAPOLIS 17

MIAMI 23 (OT)



RB Lamar Smith

The Miami Dolphins recorded the second-largest comeback win in team playoff history as they rallied from a 14-0 halftime deficit to earn a 23-17 overtime win against the Indianapolis Colts at Pro Player Stadium. The Dolphins faced a fourth-and-six from the Colts' 39 on their first possession of the game, but could not convert. The Colts took over and marched 47 yards in seven plays, en route to a Mike Vanderjagt 32-yard field goal. The Dolphins made it to the Colts' 33 late in the first quarter, but on third-and-14, Chad Cota intercepted a Jay Fiedler pass in the end zone. Vanderjagt lined up to attempt his second field goal in as many series, but the run by holder Hunter Smith on the fake was short of the first down. On the next play from scrimmage, Chad Bratzke intercepted a Fiedler pass and returned it four yards to the Dolphins' 25. That led to a seven-play, 17-yard drive that culminated with a Vanderjagt 26-yard field goal. Fiedler suffered his third interception in as many series three plays later when Cota picked off his second pass of the day, giving the Colts the ball at the Dolphins' 18. Two plays later, Peyton Manning connected with Jerome Pathon for a 17-yard score. That was followed by a Manning to Ken Dilger pass for the two-point conversion. The Dolphins had a chance to put their first points on the board with 31 seconds left in the first half, but Orlando Mare missed wide right on a 38-yard field goal attempt. The Dolphins opened the second half with a two-yard scoring run by Lamar Smith, 6:51 into the half. The Dolphins cut the lead to four points 4:37 into the fourth quarter on a 38-yard field goal by Mare, which capped a nine-play, 53-yard drive. The Colts answered with a nine-play, 45-yard march which ended with a Vanderjagt 50-yard field goal. The Dolphins took over at their own 20 with 4:55 to play in the game, and marched the length of the field in 14 plays towards the game-tying score, a nine-yard touchdown pass from Fiedler to Jed Weaver on third-and-goal, with 34 seconds remaining in the game. Fiedler threw for 52 yards on the drive, as he completed six of 10 passes while also rushing three times for 15 yards. The Colts got into field goal position 5:44 into the overtime period, but Vanderjagt missed wide right on a 49-yard field goal attempt. The Dolphins took over at their own 39, and on the third play from scrimmage, they got into Colts territory at the 48 on a six-yard completion from Fiedler to Jeff Ogden on third-and-three. Eight plays later, Smith gave the Dolphins their third straight victory in the first round of the playoffs on a 17-yard touchdown run with 3:34 left in overtime. Smith's 40 attempts represented a new NFL playoff single-game best. His yardage figure was the second-most ever in an NFL postseason contest.

SCORING SUMMARY

	1	2	3	4	OT	F
Indianapolis	3	11	0	3	0	17
Miami	0	0	7	10	6	23

SCORING DRIVES

TEAM	QTR	TIME	PLAY (EXTRA POINT) (DRIVE INFO)	IND	MIA
Colts	1	7:49	Vanderjagt 32 yd. field goal (7-47)	3	0
Colts	2	9:33	Vanderjagt 26 yd. field goal (7-17)	6	0
Colts	2	7:47	Pathon 17 yd. pass from Manning (Manning pass to Dilger) (2-18)	14	0
Dolphins	3	8:09	L. Smith 2 yd. run (Mare kick) (11-70)	14	7
Dolphins	4	10:23	Mare 38 yd. field goal (9-53)	14	10
Colts	4	4:55	Vanderjagt 50 yd. field goal (9-45)	17	10
Dolphins	4	0:34	Weaver 9 yd. pass from Fiedler (Mare kick) (14-80)	17	17
Dolphins	OT	3:34	L. Smith 17 yd. run (11-61)	17	23

GAME STATISTICS

RUSHING (Att-Yds-TD):

Indianapolis: James 21-107, Manning 1(-2), Smith 1(-6).
 Miami: L. Smith 40-209-2, Fiedler 7-43, Martin 1-6.

PASSING (A-C-Y-TD-I):

Indianapolis: Manning 32-17-194-1-0.
 Miami: Fiedler 34-19-185-1-3.

RECEIVING (Rec-Yds-TD):

Indianapolis: Pathon 5-69-1, Harrison 5-63, James 3-33, Dilger 3-16, Pollard 1-13.
 Miami: McDuffie 4-57, Gadsden 4-38, L. Smith 3-18, Martin 2-21, Johnson 2-18, Denson 2-18, Weaver 1-9-1, Ogden 1-6.

SACKS:

Indianapolis: Johnson 1, Belsler 0.5, Whittington 0.5.
 Miami: None

INTERCEPTIONS (Int-Yds-TD):

Indianapolis: Cota 2-23, Bratzke 1-4.
 Miami: None.

TEAM STATS	IND	MIA
TOTAL FIRST DOWNS	14	26
By Rushing	6	16
By Passing	8	10
By Penalty	0	0
THIRD DOWN EFFICIENCY	2-11-18%	8-17-47%
FOURTH DOWN EFFICIENCY	0-1-0%	1-2-50%
TOTAL NET YARDS	293	434
Total Offensive Plays	55	84
Average gain per offensive play	5.3	5.2
NET YARDS RUSHING	99	258
Total Rushing Plays	23	48
Average gain per rushing play	4.3	5.4
NET YARDS PASSING	194	176
Completed - Attempted	17-32	19-34
Avg. gain per pass play	6.1	4.9
Sacked - Yards Lost	0-0	2-9
Had Intercepted	0	3
PUNTS-YARDS-AVERAGE	4-171-42.8	3-138-46.0
TOTAL RETURN YARDAGE	62	120
No. and Yards Punt Returns	1-0	3-30
No. and Yards Kickoff Returns	2-35	4-90
No. and Yards Int. Returns	3-27	0-0
PENALTIES NUMBER-YARDS	1-10	7-55
FUMBLES NUMBER-LOST	0-0	0-0
RED ZONE EFFICIENCY	1-3-33%	3-4-75%
GOAL TO GO EFFICIENCY	0-1-0%	2-2-100%
TIME OF POSSESSION	27:46	43:40

MIAMI 0

OAKLAND 27

The Miami Dolphins suffered the first shutout in the team's playoff history with a 27-0 loss to the Oakland Raiders. The Raiders got on the board first 3:34 into the contest when Tory James intercepted a Jay Fiedler pass and returned it 90 yards for a touchdown, the longest interception return ever against the Dolphins in the postseason. The Raiders opened a ten-point lead with 4:52 to play in the first quarter on a Sebastian Janikowski 36-yard field goal. Janikowski converted his second field goal in as many offensive series when he hit from 33 yards out, 6:24 into the second quarter. The Raiders took a 20-point advantage with 1:53 to play in the first half on a six-yard touchdown pass from Rich Gannon to James Jett on third-and-four. The drive began at the Dolphins' 43 after Charles Woodson recovered a Lamar Smith fumble that was forced by Tory James. The final points of the day were scored on the Raiders' first possession of the second half when Tyrone Wheatley ran it in from two yards out, culminating a 12-play, 54-yard drive that used 6:50 of the clock.



WR Oronde Gadsden

SCORING DRIVES

TEAM	QTR	TIME	PLAY (EXTRA POINT) (DRIVE INFO)	MIA	OAK
Raiders	1	11:36	James 90 yd. interception return (Janikowski kick)	0	7
Raiders	1	4:52	Janikowski 36 yd. field goal (8-46)	0	10
Raiders	2	8:36	Janikowski 33 yd. field goal (12-78)	0	13
Raiders	2	1:53	Jett 6 yd. pass from Gannon (Janikowski kick) (9-43)	0	20
Raiders	3	5:56	Wheatley 2 yd. run (Janikowski kick) (12-54)	0	27

SCORING SUMMARY

	1	2	3	4	F
Miami	0	0	0	0	0
Oakland	10	10	7	0	27

GAME STATISTICS

RUSHING (Att-Yds-TD):

Miami: Johnson 3-12, Denson 3-12, Fiedler 3-12, L. Smith 8-5.
Oakland: Wheatley 19-56-1, Kirby 11-37, Gannon 5-31, Jordan 5-15, Kaufman 1-4, Crockett 1-3, Hoying 2(-)-2, Jett 1(-)-4.

PASSING (A-C-Y-TD-I):

Miami: Fiedler 37-18-176-0-3.
Oakland: Gannon 18-12-143-0-0, Hoying 0-0-0-0-0.

RECEIVING (Rec-Yds-TD):

Miami: Denson 6-42, Shepherd 4-20, McDuffie 3-43, Martin 2-27, Gadsden 1-33, Johnson 1-7, L. Smith 1-4.
Oakland: Kirby 2-35, Rison 2-28, Brown 2-27, Jordan 2-14, Jett 2-13-1, Brigham 1-17, Crockett 1-9.

SACKS:

Miami: Armstrong 1, Bromell 1, Jones 1.
Oakland: Bryant 1, Coleman 1.

INTERCEPTIONS (Int-Yds-TD):

Miami: None.
Oakland: James 2-98-1, Allen 1-0.

TEAM STATS


	MIA	OAK
TOTAL FIRST DOWNS	10	20
By Rushing	0	10
By Passing	8	7
By Penalty	2	3
THIRD DOWN EFFICIENCY	2-12-17%	8-16-50%
FOURTH DOWN EFFICIENCY	1-4-25%	0-0-0%
TOTAL NET YARDS	205	267
Total Offensive Plays	56	66
Average gain per offensive play	3.7	4.0
NET YARDS RUSHING	41	140
Total Rushing Plays	17	45
Average gain per rushing play	2.4	3.1
NET YARDS PASSING	164	127
Completed - Attempted	18-37	12-18
Avg. gain per pass play	4.2	6.0
Sacked - Yards Lost	2-12	3-16
Had Intercepted	3	0
PUNTS-YARDS-AVERAGE	6-205-34.2	5-234-46.8
TOTAL RETURN YARDAGE	192	152
No. and Yards Punt Returns	4-76	2-26
No. and Yards Kickoff Returns	5-116	1-28
No. and Yards Int. Returns	0-0	3-98
PENALTIES NUMBER-YARDS	8-55	6-40
FUMBLES NUMBER-LOST	1-1	1-1
RED ZONE EFFICIENCY	0-2-0%	2-4-50%
GOAL TO GO EFFICIENCY	0-0-0%	1-1-100%
TIME OF POSSESSION	22:36	37:24

2001 - AFC WILD CARD

JAN. 13, 2002 | MIAMI, FLA.
PRO PLAYER STADIUM
ATTENDANCE: 72,251

BALTIMORE 20

MIAMI 3



CB Sam Madison

The Dolphins dropped their first home playoff game since January 17, 1993, snapping a three-game home playoff win streak. Tim Russel stripped the ball from Jermaine Lewis on the game's opening kickoff and Tommy Hendricks recovered at the Ravens' 24-yard line, leading to an Olindo Mare 33-yard field goal four plays later. The score remained that way until the third play of the second quarter when Terry Allen scored on a four-yard run, culminating a 17-play, 90-yard drive in which Baltimore ran the ball 12 times totaling 61 yards, led by Allen, who rushed for 27 yards on four carries. With just more than a minute remaining in the first half, Jamie Sharper recovered a Travis Minor fumble at the Dolphins' 41-yard line. The Ravens were unable to capitalize, however, as Matt Stover's 40-yard field goal attempt as time expired hit the left upright. Baltimore extended its lead to 11 points with 1:20 to play in the third quarter when Elvis Grbac hit Travis Taylor in the end zone for a four-yard touchdown pass on third-and-goal, capping an 11-play, 99-yard drive. The key play was a 45-yard completion from Grbac to Taylor on third-and-one from the Ravens' 10-yard line. Peter Boulware stripped the ball from Jay Fiedler on a sack on the third play of the fourth quarter, and Boulware recovered at the Dolphins' 37-yard line. That resulted in a Matt Stover 35-yard field goal six plays afterward. Stover added his second field goal in as many series with a 40-yarder with 2:01 to play in the game. That three-pointer came 11 plays after a Duane Starks interception after the Dolphins had made it to the Ravens' 42-yard line. Baltimore rushed for 49 yards on eight attempts on the scoring drive.

SCORING SUMMARY

	1	2	3	4	F
Baltimore	0	7	7	6	20
Miami	3	0	0	0	3

SCORING DRIVES

TEAM	QTR	TIME	PLAY (EXTRA POINT) (DRIVE INFO)	BAL	MIA
Dolphins	1	12:46	Mare 33 yd. field goal (4-9, 2:03)	0	3
Ravens	2	13:34	Allen 4 yd. run (Stover kick) (17-90, 8:51)	7	3
Ravens	3	1:20	Taylor 4 yd. pass from Grbac (Stover kick) (11-99, 5:42)	14	3
Ravens	4	11:05	Stover 35 yd. field goal (6-20, 3:33)	17	3
Ravens	4	2:01	Stover 40 yd. field goal (11-50, 6:33)	20	3

GAME STATISTICS

RUSHING (Att-Yds-TD):

Baltimore: Allen 25-109-1, Brookins 10-65, Williams 6-24, Taylor 1-15, Ayanbadejo 2-8, J. Lewis 2-4, Grbac 2-3, Redman 2-(-2).
Miami: Fiedler 3-16, Minor 5-14, Lucas 1-10, Smith 6-6.

PASSING (A-C-Y-TD-I):

Baltimore: Grbac 18-12-133-1-0.
Miami: Fiedler 28-15-122-0-1.

RECEIVING (Rec-Yds-TD):

Baltimore: Sharpe 4-23, Taylor 2-49-1, Ismail 1-16, Gash 1-13, Heap 1-11, Stokley 1-11, Ayanbadejo 1-7, Brookins 1-3.
Miami: Ward 5-55, McKnight 4-26, Weaver 2-22, Minor 2-4, Gadsden 1-9, Smith 1-6.

SACKS:

Baltimore: Boulware 1, Mitchell 1, Sharper 1.
Miami: Galyon 1.

INTERCEPTIONS (Int-Yds-TD):

Baltimore: Starks 1-26.
Miami: None.

TEAM STATS	BAL	MIA
TOTAL FIRST DOWNS	20	9
By Rushing	12	1
By Passing	7	6
By Penalty	1	2
THIRD DOWN EFFICIENCY	10-16-63%	3-11-27%
FOURTH DOWN EFFICIENCY	0-0-0%	0-1-0%
TOTAL NET YARDS	347	151
Total Offensive Plays	69	46
Average gain per offensive play	5.0	3.3
NET YARDS RUSHING	226	46
Total Rushing Plays	50	15
Average gain per rushing play	4.5	3.1
NET YARDS PASSING	121	105
Completed - Attempted	12-18	15-28
Avg. gain per pass play	6.4	3.4
Sacked - Yards Lost	1-12	3-17
Had Intercepted	0	1
PUNTS-YARDS-AVERAGE	4-182-45.5	5-237-47.4
TOTAL RETURN YARDAGE	51	124
No. and Yards Punt Returns	2-3	2-9
No. and Yards Kickoff Returns	2-22	5-115
No. and Yards Int. Returns	1-26	0-0
PENALTIES NUMBER-YARDS	5-35	6-36
FUMBLES NUMBER-LOST	1-1	3-2
RED ZONE EFFICIENCY	2-4-50%	0-1-0%
GOAL TO GO EFFICIENCY	2-2-100%	0-0-0%
TIME OF POSSESSION	37:54	22:06

BALTIMORE 27

MIAMI 9

The Dolphins dropped their third straight playoff decision, and their second in a row to the Ravens. Miami took a 3-0 lead on their opening series of the game when Dan Carpenter connected on a 19-yard field goal. The Ravens knotted the score on their ensuing series when a Matt Stover 23-yard field goal capped an 11-play, 59-yard drive. The key play was a 31-yard completion from Joe Flacco to Todd Heap, giving the Ravens a first-and-goal from the 4. The Ravens claimed their initial lead of the afternoon when Ed Reed intercepted a Chad Pennington pass and weaved his way 64 yards for a touchdown. Baltimore added three points, 16 seconds before the half on a 31-yard field goal by Stover. The score came four plays after Flacco connected with Derrick Mason for a 31-yard hookup to the Dolphins' 17. The Ravens opened a 17-point advantage 7:27 into the second half on an 8-yard TD run by Le'Ron McClain. The Dolphins tallied their first touchdown of the day 1:51 into the fourth period on a 2-yard TD pass from Pennington to Ronnie Brown, two plays after Pennington and Davone Bess combined for a 45-yard completion to the Ravens' 5. The PAT was blocked. Flacco finished the scoring on a 5-yard TD run with 3:53 remaining in the contest, as he crossed the goal line three plays after Willis McGahee broke loose for a 48-yard run to the Dolphins' 4.



RB Patrick Cobbs

SCORING SUMMARY

	1	2	3	4	F
Baltimore	3	10	7	7	27
Miami	3	0	0	6	9

SCORING DRIVES

TEAM	QTR	TIME	PLAY (EXTRA POINT) (DRIVE INFO)	BAL	MIA
Dolphins	1	8:17	Carpenter 19 yd. field goal (8-50, 4:15)	0	3
Ravens	1	2:47	Stover 23 yd. field goal (11-59, 5:30)	3	3
Ravens	2	2:30	Reed 64 yd. interception return (Stover kick)	10	3
Ravens	2	0:16	Stover 31 yd. field goal (7-46, 1:21)	13	3
Ravens	3	7:33	McClain 8 yd. run (Stover kick) (4-19, 2:09)	20	3
Dolphins	4	13:09	Brown 2 yd. pass from Pennington (kick blocked) (5-74, 1:51)	20	9
Ravens	4	3:53	Flacco 5 yd. run (Stover kick) (8-71, 3:44)	27	9

GAME STATISTICS

RUSHING (Att-Yds-TD):

Baltimore: McClain 19-75-1, McGahee 7-62, Flacco 5-8-1, Neal 1-4, T. Smith 1-2.
Miami: Brown 12-19, Williams 4-17, Polite 3-15, Cobbs 1-1, Pennington 1-0.

PASSING (A-C-Y-TD-I):

Baltimore: Flacco 23-9-135-0-0.
Miami: Pennington 38-25-252-1-4.

RECEIVING (Rec-Yds-TD):

Baltimore: Mason 4-71, Clayton 2-16, Heap 1-31, McGahee 1-9, Neal 1-8.
Miami: Brown 6-43-1, Ginn 5-38, Cobbs 4-55, London 4-38, Martin 3-16, Bess 2-54, Williams 1-8.

SACKS:

Baltimore: Pryce 1, Suggs 1, Leonhard 0.5, Nakamura 0.5.
Miami: None.

INTERCEPTIONS (Int-Yds-TD):

Baltimore: Reed 2-76-1, Leonhard 1-20, Washington 1-12.
Miami: None.

TEAM STATS	BAL	MIA
TOTAL FIRST DOWNS	16	18
By Rushing	8	5
By Passing	7	11
By Penalty	1	2
THIRD DOWN EFFICIENCY	5-12-42%	2-10-20%
FOURTH DOWN EFFICIENCY	0-0-0%	0-1-0%
TOTAL NET YARDS	286	276
Total Offensive Plays	56	62
Average gain per offensive play	5.1	4.5
NET YARDS RUSHING	151	52
Total Rushing Plays	33	21
Average gain per rushing play	4.6	2.5
NET YARDS PASSING	135	224
Completed - Attempted	9-23	25-38
Avg. gain per pass play	5.9	5.5
Sacked - Yards Lost	0-0	3-28
Had Intercepted	0	4
PUNTS-YARDS-AVERAGE	5-217-43.4	3-132-44.0
TOTAL RETURN YARDAGE	183	79
No. and Yards Punt Returns	2-21	2-10
No. and Yards Kickoff Returns	2-54	3-69
No. and Yards Int. Returns	4-108	0-0
PENALTIES NUMBER-YARDS	7-59	4-34
FUMBLES NUMBER-LOST	1-1	2-1
RED ZONE EFFICIENCY	2-4-50%	1-3-33%
GOAL TO GO EFFICIENCY	2-3-67%	1-2-50%
TIME OF POSSESSION	26:34	33:26

2016 - AFC WILD CARD

JAN. 8, 2017 | PITTSBURGH, PA.
HEINZ FIELD
ATTENDANCE: 62,726

MIAMI 12

PITTSBURGH 30

The Dolphins' magical 2016 season came to a disappointing end. The Dolphins quickly fell behind 14-0 and could never recover in a 30-12 loss against the Pittsburgh Steelers in a first-round playoff game at Heinz Field. Antonio Brown and Le'Veon Bell each scored two touchdowns for the Steelers, who racked up 219 yards of offense in the first quarter alone. Brown ended Pittsburgh's first two possessions with touchdown catches of 50 and 69 yards. Bell set a Steelers postseason record with 169 rushing yards. Damien Williams scored the Dolphins' only touchdown on a 4-yard reception with 5:57 left in regulation. Andrew Franks kicked two first-half field goals. The Dolphins committed turnovers on three consecutive possessions, spanning the second and third quarters, the last of which led to Bell's second touchdown after cornerback Tony Lippett tried to time a jump over the center to block a field goal attempt but instead was offside to give Pittsburgh a first down. Matt Moore, making his fourth consecutive start in place of an injured Ryan Tannehill, completed 29 of 36 passes for 289 yards and one touchdown, but he lost two fumbles and threw an interception. Moore also was sacked five times after being sacked only once in his three starts in the regular season. He left the game for one play in the second quarter after taking a big hit from linebacker Bud Dupree that drew a roughing-the-passer penalty but returned to finish the game. After burning the Steelers for 204 rushing yards in the Dolphins' 30-15 victory at Hard Rock Stadium on Oct. 16, Jay Ajayi was held to only 33 yards on 16 rushing attempts Sunday before leaving the game with a shoulder injury late in the fourth quarter.



QB Matt Moore

SCORING SUMMARY

	1	2	3	4	F
Miami	3	3	0	6	12
Pittsburgh	14	6	10	0	30

SCORING DRIVES

TEAM	QTR	TIME	PLAY (EXTRA POINT) (DRIVE INFO)	MIA	PIT
Steelers	1	12:15	Brown 50 yd. pass from Roethlisberger (Boswell kick) (5-85, 2:45)	0	7
Steelers	1	6:50	Brown 62 yd. pass from Roethlisberger (Boswell kick) (6-90, 3:10)	0	14
Dolphins	1	3:06	Franks 38 yd. field goal (7-39, 3:44)	3	14
Steelers	2	12:39	Bell 1 yd. run (kick failed) (10-83, 5:27)	3	20
Dolphins	2	4:52	Franks 47 yd. field goal (12-39, 7:47)	6	20
Steelers	3	6:32	Boswell 34 yd. field goal (8-43, 4:16)	6	23
Steelers	3	2:05	Bell 8 yd. run (Boswell kick) (7-25, 4:18)	6	30
Dolphins	4	5:57	D. Williams 4 yd. pass from Moore (pass failed) (9-70, 4:20)	12	30

GAME STATISTICS

RUSHING (Att-Yds-TD):

Miami: Ajayi 16-33, D. Williams 3-14, M. Thomas 1-3, Moore 1-2.
Pittsburgh: Bell 29-167-2, Roethlisberger 4-10, D. Williams 2-2.

PASSING (A-C-Y-TD-I):

Miami: Moore 36-29-289-1-1.
Pittsburgh: Roethlisberger 18-13-197-2-2.

RECEIVING (Rec-Yds-TD):

Miami: Landry 11-102, Stills 5-82, Sims 5-34, Parker 4-55, Ajayi 3-12, D. Williams 1-4-1.
Pittsburgh: Brown 5-124-2, Ayers 2-21, Bell 2-7, Rogers 1-19, Hayward-Bey 1-10, Hamilton 1-10, James 1-6.

SACKS:

Miami: N. Suh 1-9.
Pittsburgh: L. Timmons 2-21, J. Harrison 1.5-8, M. Mitchell 1-4, B. Dupree 0.5-3.

INTERCEPTIONS (Int-Yds-TD):

Miami: M. Thomas 1-16, Howard 1-11.
Pittsburgh: R. Shazier 1-10.

TEAM STATS	MIA	PIT
TOTAL FIRST DOWNS	18	19
By Rushing	1	9
By Passing	16	7
By Penalty	1	3
THIRD DOWN EFFICIENCY	6-14-43%	4-9-44%
FOURTH DOWN EFFICIENCY	2-4-50%	0-0-0%
TOTAL NET YARDS	305	367
Total Offensive Plays	62	54
Average gain per offensive play	4.9	6.8
NET YARDS RUSHING	52	179
Total Rushing Plays	21	35
Average gain per rushing play	2.5	5.1
NET YARDS PASSING	253	188
Completed - Attempted	29-36	13-18
Avg. gain per pass play	6.2	9.9
Sacked - Yards Lost	5-36	1-9
Had Intercepted	1	2
PUNTS-YARDS-AVERAGE	2-102-51.0	2-79-39.5
TOTAL RETURN YARDAGE	155	68
No. and Yards Punt Returns	1-9	1-9
No. and Yards Kickoff Returns	4-119	4-49
No. and Yards Int. Returns	2-27	1-10
PENALTIES NUMBER-YARDS	6-64	6-60
FUMBLES NUMBER-LOST	3-2	0-0
RED ZONE EFFICIENCY	1-2-50%	2-3-67%
GOAL TO GO EFFICIENCY	1-2-50%	1-2-50%
TIME OF POSSESSION	32:02	27:58

DOLPHINS INDIVIDUAL PLAYOFF RECORDS

The following individual records relate solely to service with the Miami Dolphins. They include National Football League playoff and Super Bowl statistics only. Super Bowl games are marked with a "***."

SERVICE

MOST GAMES PLAYED

19	Bob Kuechenberg (1970-84)
18	Dan Marino (1983-99)
17	Vern Den Herder (1971-82)

MOST STARTS

19	Bob Kuechenberg (1970-84)
18	Dan Marino (1983-99)
13	Kim Bokamper (1977-85)
13	Richmond Webb (1990-00)

SCORING

MOST POINTS

CAREER

64	Garó Yepremian (12 games), 28 XPs
60	Larry Csonka (12 games), 10 TDs

GAME

18	Larry Csonka (12/30/73 vs. Oakland)
----	-------------------------------------

MOST TOUCHDOWNS

CAREER

10	Larry Csonka (12 games), 9 run, 1 pass
6	Jim Kiick (11 games), 6 run

GAME

3	Larry Csonka (12/30/73 vs. Oakland), 3 run
---	--------------------------------------------

MOST FIELD GOALS

CAREER

12	Garó Yepremian (12 games), 20 attempts
9	Uwe von Schamann (10 games), 15 attempts
9	Olindo Mare (eight games), 11 attempts

GAME

**3	Uwe von Schamann (1/20/85 vs. San Francisco), 3 attempts
3	Olindo Mare (1/2/99 vs. Buffalo), 4 attempts

LONGEST FIELD GOALS

58	Pete Stoyanovich (1/5/91 vs. Kansas City)
51	Fuad Reveiz (1/4/86 vs. Cleveland)
51	Pete Stoyanovich (1/17/93 vs. Buffalo)

MOST POINTS AFTER TOUCHDOWNS

CAREER

32	Uwe von Schamann (10 games), 33 attempts
28	Garó Yepremian (12 games), 29 attempts

GAME

6	Uwe von Schamann (1/6/85 vs. Pittsburgh), 6 attempts
5	Uwe von Schamann (1/2/82 vs. San Diego), 5 attempts

MOST 2-POINT CONVERSIONS

CAREER

1	O.J. McDuffie (six games)
1	Stanley Pritchett (three games)

GAME

1	O.J. McDuffie (12/30/95 at Buffalo)
1	Stanley Pritchett (1/2/99 vs. Buffalo)

RUSHING

MOST RUSHING YARDS

CAREER

891	Larry Csonka (12 games), 225 attempts
454	Tony Nathan (12 games), 118 attempts

GAME

209	Lamar Smith (12/30/00 vs. Indianapolis)
**145	Larry Csonka (1/13/74 vs. Minnesota)

MOST RUSHING ATTEMPTS

CAREER

225	Larry Csonka (12 games)
118	Tony Nathan (12 games)

GAME

40	Lamar Smith (12/30/00 vs. Indianapolis)
**33	Larry Csonka (1/13/74 vs. Minnesota)

MOST RUSHING TOUCHDOWNS

CAREER

9	Larry Csonka (12 games)
6	Jim Kiick (11 games)

GAME

3	Larry Csonka (12/30/73 vs. Oakland)
2	Four times, last: Lamar Smith (12/30/00)

MOST 100-YARD RUSHING GAMES

4	Larry Csonka (12 games)
1	Mercury Morris (10 games)
1	Andra Franklin (six games)
1	Lamar Smith (three games)

LONGEST RUNS FROM SCRIMMAGE

**49	Larry Csonka (1/14/73 vs. Washington)
37	Larry Seiple (12/31/72 at Pittsburgh)

PASSING

MOST PASSING YARDS

CAREER

4,510	Dan Marino (18 games)
1,467	Bob Griese (12 games)

GAME

422	Dan Marino (12/30/95 at Buffalo), 33 of 64
421	Dan Marino (1/6/85 vs. Pittsburgh), 21 of 32

MOST PASS ATTEMPTS

CAREER

687	Dan Marino (18 games)
208	Bob Griese (12 games)

GAME

64	Dan Marino (12/30/95 at Buffalo), 33 completions
**50	Dan Marino (1/20/85 vs. San Francisco), 29 completions

MOST PASS COMPLETIONS

CAREER

385	Dan Marino (18 games)
112	Bob Griese (12 games)

GAME

33	Dan Marino (12/30/95 at Buffalo), 64 attempts
29	Don Strock (1/2/82 vs. San Diego), 43 attempts
**29	Dan Marino (1/20/85 vs. San Francisco), 50 attempts
29	Matt Moore (1/8/17 at Pittsburgh), 36 attempts

MOST CONSECUTIVE PASS COMPLETIONS

14	Matt Moore (1/8/17 at Pittsburgh)
13	Don Strock (1/2/82 vs. San Diego)

MOST TOUCHDOWN PASSES

CAREER

32	Dan Marino (18 games)
10	Bob Griese (12 games)

GAME

4	Don Strock (1/2/82 vs. San Diego)
4	Dan Marino (1/6/85 vs. Pittsburgh)

MOST PASSES HAD INTERCEPTED

CAREER

24	Dan Marino (18 games)
12	Bob Griese (12 games)

GAME

4	Chad Pennington (1/4/09 vs. Baltimore), 38 attempts
3	David Woodley (1/23/83 vs. N.Y. Jets), 21 attempts
3	Dan Marino (12/30/95 at Buffalo), 64 attempts
3	Jay Fiedler (12/30/00 vs. Indianapolis), 34 attempts
3	Jay Fiedler (1/6/01 at Oakland), 37 attempts

HIGHEST COMPLETION PERCENTAGE

CAREER (min. 50 completions)

56.0	Dan Marino (18 games), 385 of 687 attempts
53.8	Bob Griese (12 games), 112 of 208 attempts

GAME (min. 12 completions)

84.2	David Woodley (1/8/83 vs. New England), 16 of 19 attempts
80.6	Matt Moore (1/8/17 at Pittsburgh), 29 of 36 attempts

MOST 300-YARD PASSING GAMES

CAREER

4	Dan Marino (18 games)
1	Don Strock (13 games)

LONGEST PASS PLAYS

**76t	David Woodley to Jimmy Cefalo (1/30/83 vs. Washington)
75t	Bob Griese to Paul Warfield (1/2/72 vs. Baltimore)

RECEIVING

MOST RECEPTIONS

CAREER

65	Tony Nathan (12 games)
50	O.J. McDuffie (10 games)

GAME

11	O.J. McDuffie (12/30/95 at Buffalo), 154 yards
11	Jarvis Landry (1/8/17 at Pittsburgh), 102 yards

MOST RECEIVING YARDS

CAREER

717	Paul Warfield (11 games), 21.1 per catch
649	Tony Nathan (12 games), 10.0 per catch

GAME

154	O.J. McDuffie (12/30/95 at Buffalo), 11 receptions
148	Mark Duper (1/6/85 vs. Pittsburgh), 5 receptions

MOST RECEIVING TOUCHDOWNS

CAREER

5	Mark Duper (10 games), 32 receptions
4	Paul Warfield (11 games), 34 receptions
4	Bruce Hardy (13 games), 26 receptions
4	Keith Jackson (four games), 19 receptions

GAME

2	Joe Rose (1/2/82 vs. San Diego)
2	Bruce Hardy (1/8/83 vs. New England)
2	Mark Duper (1/6/85 vs. Pittsburgh)
2	Keith Jackson (1/10/93 vs. San Diego)
2	Keith Jackson (1/8/95 at San Diego)

MOST 100-YARD RECEIVING GAMES

3	Mark Duper (10 games)
3	Tony Nathan (11 games)

PUNTING

MOST PUNTS

CAREER

50	Larry Seiple (11 games), 2,000 yards
40	Reggie Roby (10 games), 1,622 yards

GAME

10	Tom Orosz (1/23/83 vs. N.Y. Jets), 333
8	Three times, last: Tom Hutton (1/15/00)

HIGHEST PUNTING AVERAGE

CAREER (min. 25 punts)

40.6	Reggie Roby (10 games), 40 punts
40.0	Larry Seiple (11 games), 50 punts

GAME (min. 4 punts)

48.6	George Roberts (12/24/78 vs. Houston), 5-243
47.4	Matt Turk (1/13/02 vs. Baltimore), 5-237

LONGEST PUNTS

64	Reggie Roby (1/5/91 vs. Kansas City), net 53
62	Reggie Roby (1/4/86 vs. Cleveland), net 62

PUNT RETURNS

MOST PUNT RETURNS

CAREER

16	Tom Vigorito (seven games)
14	Jake Scott (11 games)

GAME

6	Nate Jacquet (1/9/00 at Seattle), 10.5 avg.
5	Scott Miller (1/10/93 vs. San Diego), 9.0 avg.

MOST PUNT RETURN YARDS

CAREER

129	Tom Vigorito (seven games)
113	O.J. McDuffie (10 games)
110	Nate Jacquet (four games)

GAME

66	Jeff Ogden (1/6/01 at Oakland), 3 returns
63	Nate Jacquet (1/9/00 at Seattle), 6 returns

LONGEST PUNTS

45	Jeff Ogden (1/6/01 at Oakland)
29	Nate Jacquet (1/15/00 at Jacksonville)

HIGHEST PUNT RETURN AVERAGE**CAREER (min. 10 returns)**

8.1	Tom Vigorito (seven games), 16 returns
6.8	Jake Scott (10 games), 14 returns

GAME (min. 3 returns)

22.0	Jeff Ogden (1/6/01 at Oakland), 3-66
10.5	Nate Jacquet (1/9/00 at Seattle), 6-63

MOST FAIR CATCHES**CAREER**

11	Jake Scott (seven games) of 25 punts
7	O.J. McDuffie (10 games) of 16 punts

GAME

4	Jake Scott (12/23/73 vs. Cincinnati) of five punts
---	----------------------------------------------------

KICKOFF RETURNS**MOST KICKOFF RETURNS****CAREER**

23	Fulton Walker (nine games)
13	Mercury Morris (10 games)

GAME

8	Marc Logan (1/12/91 at Buffalo), 17.3 average
6	Fulton Walker (12/31/83 vs. Seattle), 17.3 average
6	Lorenzo Hampton (1/12/86 vs. New England), 15.2 average

MOST KICKOFF RETURN YARDS**CAREER**

618	Fulton Walker (nine games)
293	Brock Marion (seven games)

GAME

**190	Fulton Walker (1/30/83 vs. Washington)
138	Marc Logan (1/12/91 at Buffalo), long 44

LONGEST KICKOFF RETURNS

**98t	Fulton Walker (1/30/83 vs. Washington)
89t	Nat Moore (12/21/74 at Oakland)

HIGHEST KICKOFF RETURN AVERAGE**CAREER (min. 10 returns)**

24.9	O.J. McDuffie (10 games), 10 returns
24.4	Brock Marion (seven games), 12 returns

GAME (min. 3 returns)

**47.5	Fulton Walker (1/30/83 vs. Washington)
24.2	John Avery (1/9/99 at Denver), 5-121

INTERCEPTIONS**MOST INTERCEPTIONS****CAREER**

5	Dick Anderson (11 games)
4	by five players

GAME

3	A.J. Duhe (1/23/83 vs. N.Y. Jets), 36 yards
2	Five times, last 1992

LONGEST INTERCEPTION RETURNS

62t	Dick Anderson (1/2/72 vs. Baltimore), John Unitas
**55t	Jake Scott (1/14/73 vs. Washington), Bill Kilmer

SACKS**MOST SACKS****CAREER**

8	Kim Bokamper (13 games)
6	Trace Armstrong (eight games)

GAME

3	Trace Armstrong (1/9/00 at Seattle)
2	Bob Heinz (1/2/72 vs. Baltimore)
2	Bob Matheson (12/23/73 vs. Cincinnati)
2	Kim Bokamper (12/24/78 vs. Houston)
2	Kim Bokamper (1/2/82 vs. San Diego)
2	A.J. Duhe (1/16/83 vs. San Diego)
2	Kim Bokamper (1/23/83 vs. N.Y. Jets)
2	Marco Coleman (1/8/95 at San Diego)

FUMBLES**MOST FUMBLES****CAREER**

8	Dan Marino (18 games)
5	Andra Franklin (six games)

GAME

3	Andra Franklin (1/8/83 vs. New England)
2	Eight times, last Matt Moore (1/8/17 at Pittsburgh)

MOST OWN FUMBLE RECOVERIES**CAREER**

3	Dan Marino (18 games)
2	Bob Griese (12 games)

GAME

2	Bob Griese (12/27/70 at Oakland)
---	----------------------------------

MOST OPPONENT FUMBLE RECOVERIES**CAREER**

2	Doug Betters (13 games)
2	Larry Gordon (seven games)
2	Jake Scott (11 games)

GAME

2	Larry Gordon (12/30/79 at Pittsburgh)
---	---------------------------------------

DOLPHINS TEAM PLAYOFF RECORDS

The following team records include National Football League playoff and Super Bowl statistics only. Super Bowl games are marked with a "***."

SCORING

MOST POINTS SCORED

45	1/6/85 vs. Pittsburgh
38	1/2/82 vs. San Diego

FEWEST POINTS SCORED

0	1/6/01 at Oakland
3	1/16/72 vs. Dallas
**3	12/28/97 at New England
3	1/9/99 at Denver
3	1/13/02 vs. Baltimore

MOST POINTS ALLOWED

62	1/15/00 at Jacksonville
44	1/12/91 at Buffalo

FEWEST POINTS ALLOWED

0	1/2/72 vs. Baltimore
0	1/23/83 vs. N.Y. Jets
0	1/10/93 vs. San Diego

MOST POINTS, BOTH TEAMS

79	San Diego 41, at Miami 38, OT (1/2/82)
78	at Buffalo 44, Miami 34 (1/12/91)

FEWEST POINTS, BOTH TEAMS

14	at Miami 14, N.Y. Jets 0 (1/23/83)
20	at New England 17, Miami 3 (12/28/97)

MOST DECISIVE WIN

31	31-0 vs. San Diego (1/10/93)
21	21-0 vs. Baltimore (1/2/72)
21	34-13 vs. San Diego (1/16/83)
21	31-10 vs. Seattle (12/29/84)

MOST DECISIVE LOSS

55	62-7 at Jacksonville (1/15/00)
35	38-3 at Denver (1/9/99)

MOST TOUCHDOWNS SCORED BY

RUSHING

3	12/30/73 vs. Oakland
**3	1/13/74 vs. Minnesota

PASSING

4	1/2/82 vs. San Diego
4	1/6/85 vs. Pittsburgh

INTERCEPTION

1	1/2/72 vs. Baltimore
1	1/23/83 vs. N. Y. Jets

PUNT RETURN

None

KICKOFF RETURN

1	12/21/74 at Oakland
**1	1/30/83 vs. Washington

FUMBLE RETURN

None

BLOCKED PUNT

1	12/24/72 vs. Cleveland
---	------------------------

MOST TOUCHDOWNS ALLOWED BY

RUSHING

3	12/30/79 at Pittsburgh
3	12/30/95 at Buffalo
3	1/9/99 at Denver
3	1/15/00 at Jacksonville

PASSING

4	12/21/74 at Oakland
4	1/15/00 at Jacksonville
3	Five times, last 1990

INTERCEPTION

1	12/27/70 at Oakland
1	12/23/73 vs. Cincinnati
1	12/28/97 at New England
1	1/6/01 at Oakland
1	1/4/09 vs. Baltimore

PUNT RETURN

1	1/2/82 vs. San Diego
---	----------------------

KICKOFF RETURN

1	1/9/00 at Seattle
---	-------------------

FUMBLE RETURN

1	12/31/72 at Pittsburgh
**1	1/14/73 vs. Washington
1	1/9/99 at Denver
1	1/15/00 at Indianapolis

BLOCKED PUNT

None

MOST POINTS IN A QUARTER, DOLPHINS

1st –	14	12/23/73 vs. Cincinnati
	**14	1/13/74 vs. Minnesota
2nd –	21	1/10/93 vs. San Diego
	20	1/16/83 vs. San Diego
3rd –	14	1/2/82 vs. San Diego
	14	12/29/84 vs. Seattle
	14	1/6/85 vs. Pittsburgh
	14	1/4/86 vs. Cleveland
4th –	22	12/30/95 at Buffalo
	14	1/5/91 vs. Kansas City
	14	1/12/91 at Buffalo

MOST POINTS IN A QUARTER, OPPONENT

1st –	24	1/2/82 vs. San Diego
	24	1/15/00 at Jacksonville
	20	12/30/79 at Pittsburgh
2nd –	**21	1/20/85 vs. San Francisco
	17	1/15/00 at Jacksonville

FIRST DOWNS

MOST FIRST DOWNS

29	1/16/83 vs. San Diego
28	1/6/85 vs. Pittsburgh

FEWEST FIRST DOWNS

**9	1/30/83 vs. Washington
9	1/13/02 vs. Baltimore

**10 1/16/72 vs. Dallas

10 12/28/97 at New England

10 1/15/00 at Jacksonville

10 1/6/01 at Oakland

MOST FIRST DOWNS ALLOWED

34 1/2/82 vs. San Diego

**31 1/20/85 vs. San Francisco

FEWEST FIRST DOWNS ALLOWED

8 12/29/84 vs. Seattle

10 1/23/83 vs. N.Y. Jets

10 1/10/93 vs. San Diego

MOST FIRST DOWNS BY

RUSHING

18 12/23/73 vs. Cincinnati

18 12/30/73 vs. Oakland

PASSING

21 1/2/82 vs. San Diego

20 12/30/95 at Buffalo

PENALTY

5 1/2/99 vs. Buffalo

FEWEST FIRST DOWNS BY

RUSHING

0 1/15/00 at Jacksonville

0 1/6/01 at Oakland

1 1/9/99 at Denver

1 1/13/02 vs. Baltimore

1 1/8/17 at Pittsburgh

PASSING

2 12/30/73 vs. Oakland

**2 1/30/83 vs. Washington

MOST FIRST DOWNS ALLOWED BY

RUSHING

18 12/30/95 at Buffalo

**16 1/20/85 vs. San Francisco

PASSING

21 1/2/82 vs. San Diego

17 12/31/94 vs. Kansas City

PENALTY

3 Five times, last at Pittsburgh, 1/8/17

FEWEST FIRST DOWNS ALLOWED BY

RUSHING

0 1/9/00 at Seattle

2 1/23/83 vs. N.Y. Jets

2 12/29/84 vs. Seattle

PASSING

5 1/4/86 vs. Cleveland

6 Six times, last 1985

NET YARDS

MOST NET YARDS GAINED

569 1/6/85 vs. Pittsburgh

502 12/30/95 at Buffalo

FEWEST NET YARDS GAINED

133 1/15/00 at Jacksonville

151 1/13/02 vs. Baltimore

MOST NET YARDS ALLOWED

564 1/2/82 vs. San Diego

**537 1/20/85 vs. San Francisco

FEWEST NET YARDS ALLOWED

139 1/23/83 vs. N.Y. Jets

171 1/9/00 at Seattle

RUSHING

MOST RUSHING YARDS

266 12/30/73 vs. Oakland, 53 att.

258 12/30/00 vs. Indianapolis, 48 att.

FEWEST RUSHING YARDS

14 1/9/99 at Denver

23 1/15/00 at Jacksonville

MOST RUSHING YARDS ALLOWED

341 12/30/95 at Buffalo, 52 att.

**276 1/30/83 vs. Washington, 52 att.

FEWEST RUSHING YARDS ALLOWED

41 1/9/00 at Seattle, 20 att.

51 12/29/84 vs. Seattle, 18 att.

MOST RUSHING ATTEMPTS

56 1/16/83 vs. San Diego, 214 yards

53 Two times, last: 1974

FEWEST RUSHING ATTEMPTS

8 1/8/95 at San Diego

**9 1/20/85 vs. San Francisco, 25 yards

11 1/13/93 vs. Buffalo, 33 yards

MOST RUSHING ATTEMPTS, OPPONENTS

59 1/12/86 vs. New England, 255 yards

**52 1/30/83 vs. Washington, 276 yards

52 12/30/95 at Buffalo, 341 yards

FEWEST RUSHING ATTEMPTS, OPPONENTS

16 1/10/93 vs. San Diego, 70 yards

17 1/16/83 vs. San Diego, 79 yards

PASSING

MOST NET YARDS PASSING

435 1/6/85 vs. Pittsburgh

432 12/30/95 at Buffalo

FEWEST NET YARDS PASSING

26 12/30/73 vs. Oakland

60 1/23/83 vs. N.Y. Jets

MOST NET YARDS PASSING ALLOWED

415 1/2/82 vs. San Diego

339 1/12/91 at Buffalo

339 1/2/99 vs. Buffalo

FEWEST NET YARDS PASSING ALLOWED

62 1/4/86 vs. Cleveland

71 1/12/86 vs. New England

MOST PASS ATTEMPTS

66 12/30/95 at Buffalo

**50 1/20/85 vs. San Francisco

FEWEST PASS ATTEMPTS

6 12/30/73 vs. Oakland

**7 1/13/74 vs. Minnesota

MOST PASS ATTEMPTS, OPPONENT

54	1/2/82 vs. San Diego
45	1/10/93 vs. San Diego

FEWEST PASS ATTEMPTS, OPPONENT

12	1/2/86 vs. New England
16	12/27/70 at Oakland

MOST PASS COMPLETIONS

34	12/30/95 at Buffalo
31	1/2/82 vs. San Diego

FEWEST PASS COMPLETIONS

3	12/30/73 vs. Oakland
4	Two times, last: 1983

FEWEST PASS ATTEMPTS

6	12/30/73 vs. Oakland
** 7	1/13/74 vs. Minnesota

MOST PASS COMPLETIONS, OPPONENT

33	1/2/82 vs. San Diego
28	1/8/95 at San Diego
26	12/31/94 vs. Kansas City

FEWEST PASS COMPLETIONS, OPPONENT

8	1/27/70 at Oakland
9	1/24/72 vs. Cleveland
9	1/4/09 vs. Baltimore

INTERCEPTIONS

MOST INTERCEPTIONS

5	12/24/72 vs. Cleveland
5	1/16/83 vs. San Diego
5	1/23/83 vs. N.Y. Jets

MOST INTERCEPTIONS, OPPONENT

4	1/4/09 vs. Baltimore
3	12/24/78 vs. Houston
3	1/23/83 vs. N.Y. Jets
3	12/30/95 at Buffalo
3	12/30/00 vs. Indianapolis
3	1/6/01 at Oakland

PUNTING

MOST PUNTS

10	1/23/83 vs. N.Y. Jets
9	1/15/00 at Jacksonville

MOST PUNT YARDS

356	1/15/00 at Jacksonville
333	1/23/83 vs. N.Y. Jets

FEWEST PUNTS

1	12/30/73 vs. Oakland
1	1/8/83 vs. New England
1	1/2/99 vs. Buffalo

MOST PUNTS, OPPONENT

10	1/23/83 vs. N.Y. Jets
7	Six times, last: 1/9/00 at Seattle

MOST PUNT YARDS, OPPONENT

357	1/23/83 vs. N.Y. Jets
335	1/9/00 at Seattle

FEWEST PUNTS, OPPONENT

1	1/12/91 at Buffalo
2	Eight times, last: at Pittsburgh, 1/8/17

MOST PUNTS, BOTH TEAMS

20	1/23/83 vs. N.Y. Jets
15	1/10/93 vs. San Diego
15	1/9/00 at Seattle

FEWEST PUNTS, BOTH TEAMS

3	12/30/73 vs. Oakland
3	1/12/91 at Buffalo
3	1/2/99 vs. Buffalo

HIGHEST PUNTING AVERAGE

x-48.6 12/24/72 vs. Houston

HIGHEST PUNTING AVERAGE, OPPONENT

x-51.3 12/31/72 at Pittsburgh

x – minimum 4 punts

SACKS

MOST SACKS

6-32	1/9/00 at Seattle
4-29	1/8/83 vs. New England
4-26	1/23/83 vs. N.Y. Jets

MOST SACKS, OPPONENT

5-31	1/15/00 at Jacksonville
5-36	1/8/17 at Pittsburgh

FUMBLES

MOST FUMBLES

6	1/15/00 at Jacksonville
5	1/12/86 vs. New England

MOST FUMBLES LOST

6-5	1/15/00 at Jacksonville
5-4	1/12/86 vs. New England

MOST FUMBLES, OPPONENT

4	12/27/70 vs. Oakland
4	1/2/99 vs. Buffalo
3	Eight times, last: 1994

MOST FUMBLES LOST, OPPONENT

4-4	1/2/99 vs. Buffalo
3-3	12/30/79 at Pittsburgh
3-3	1/2/82 vs. San Diego
3-3	1/8/83 vs. New England

OPPONENTS PLAYOFF RECORDS

The following individual records relate solely to play against the Miami Dolphins. They include National Football League playoff and Super Bowl statistics only. Super Bowl games are marked with a “***”.

RUSHING

MOST RUSHING YARDS

CAREER

404	Thurman Thomas, Buffalo (four games)
199	Terrell Davis, Denver (one game)

GAME

199	Terrell Davis, Denver (1/9/99 at Denver), 21 attempts
167	Le’Veon Bell, Pittsburgh (1/8/17 at Pittsburgh), 29 attempts

MOST RUSHING TOUCHDOWNS

CAREER

84	Thurman Thomas, Buffalo (four games)
42	Marv Hubbard, Oakland (three games)

GAME

**38	John Riggins, Washington (1/30/83 at Pasadena), 166 yards
32	Thurman Thomas, Buffalo (1/12/91 at Buffalo), 117 yards

MOST RUSHING TOUCHDOWNS

CAREER

4	Thurman Thomas, Buffalo (four games)
2	Earnest Byner, Cleveland (one game)
2	Chuck Muncie, San Diego (two games)
2	Curt Warner, Seattle (one game)
2	Terrell Davis, Denver (one game)
2	Le’Veon Bell, Pittsburgh (one game)

GAME

2	Earnest Byner, Cleveland (1/4/86 at Miami)
2	Thurman Thomas, Buffalo (1/12/91 at Buffalo)
2	Curt Warner, Seattle (12/31/83 at Miami)
2	Terrell Davis, Denver (1/9/99 at Denver)
2	Le’Veon Bell, Pittsburgh (1/8/17 at Pittsburgh)

LONGEST RUNS FROM SCRIMMAGE

90t	Fred Taylor, Jacksonville (1/15/00 at Jacksonville)
66t	Earnest Byner, Cleveland (1/4/86 at Miami)

PASSING

MOST YARDS PASSING

CAREER

711	Jim Kelly, Buffalo (three games)
645	Joe Montana, S.F., K.C. (two games)

GAME

433	Dan Fouts, San Diego (1/2/82 at Miami), 33 of 53
360	Doug Flutie, Buffalo (1/2/99 at Miami), 21 of 36

MOST PASS ATTEMPTS

CAREER

87	Stan Humphries, San Diego (two games)
87	Dan Fouts, San Diego (two games)

GAME

53	Dan Fouts, San Diego (1/2/82 at Miami), 33 comp.
44	Stan Humphries, San Diego (1/10/93 at Miami), 18 comp.

MOST PASS COMPLETIONS

CAREER

50	Joe Montana, S.F., K.C. (two games)
48	Dan Fouts, San Diego (two games)
48	Jim Kelly, Buffalo (three games)

GAME

33	Dan Fouts, San Diego (1/2/82 at Miami), 53 attempts
28	Stan Humphries, San Diego (1/8/95 at San Diego), 43 attempts

MOST TOUCHDOWN PASSES

CAREER

5	Ken Stabler, Oakland (two games)
5	Joe Montana, S.F., K.C. (two games)
5	Jim Kelly, Buffalo (three games)

GAME

4	Ken Stabler, Oakland (12/21/74 at Oakland)
3	Tony Eason, New England (1/12/86 at Miami)
3	Dan Fouts, San Diego (1/2/82 at Miami)
3	Jim Kelly, Buffalo (1/12/91 at Buffalo)
3	Mark Malone, Pittsburgh (1/6/85 at Miami)
**3	Joe Montana, San Francisco (1/20/85 vs. Miami)

MOST PASSES HAD INTERCEPTED

CAREER

6	Dan Fouts, San Diego (two games)
6	Stan Humphries, San Diego (two games)

GAME

5	Dan Fouts, San Diego (1/16/83 at Miami), 34 attempts
5	Mike Phipps, Cleveland (12/24/72 at Miami), 23 attempts
5	Richard Todd, N.Y. Jets (1/23/83 at Miami), 37 attempts

LONGEST PASSES FROM SCRIMMAGE

82t	Daryle Lamonica to Rod Sherman, Oakland (12/27/70 at Oakland)
72t	Ken Stabler to Cliff Branch, Oakland (12/21/74 at Oakland)

RECEIVING

MOST RECEPTIONS

CAREER

16	Ronnie Harmon, San Diego (two games)
14	Kellen Winslow, San Diego (two games)

GAME

13	Kellen Winslow, San Diego (1/2/82 at Miami), 166 yards
9	Lenvil Elliott, Cincinnati (12/23/73 at Miami), 53 yards
9	Ronnie Harmon, San Diego (1/10/93 at Miami), 73 yards
9	Eric Moulds, Buffalo (1/2/99 at Miami), 240 yards

MOST RECEIVING YARDS

CAREER

240	Eric Moulds, Buffalo (one game)
207	Andre Reed, Buffalo (four games)

GAME

240	Eric Moulds, Buffalo (1/2/99 at Miami), 9 receptions
166	Kellen Winslow, San Diego (1/2/82 at Miami), 13 receptions

MOST RECEIVING TOUCHDOWNS**CAREER**

3	John Stallworth, Pittsburgh (two games)
2	James Brooks, San Diego (two games)
2	Fred Biletnikoff, Oakland (three games)
2	Roger Craig, San Francisco (one game)
2	Andre Reed, Buffalo (four games)
2	Jimmy Smith, Jacksonville (one game)
2	Antonio Brown, Pittsburgh (one game)

GAME

2	James Brooks, San Diego (1/2/82 at Miami)
**2	Roger Craig, San Francisco (1/20/85 vs. Miami)
2	Andre Reed, Buffalo (1/21/91 at Buffalo)
2	John Stallworth, Pittsburgh (1/6/85 at Miami)
2	Jimmy Smith, Jacksonville (1/15/00 at Jacksonville)
2	Antonio Brown, Pittsburgh (1/8/17 at Pittsburgh)

FIELD GOALS**MOST FIELD GOALS****CAREER**

9	Steve Christie, Buffalo (three games)
4	Matt Stover, Baltimore (two games)

GAME

5	Steve Christie, Buffalo (1/17/93 at Miami) of 6
3	Five times, last: Mike Vanderjagt, Indianapolis (12/30/00 at Miami)

LONGEST FIELD GOALS

50	Todd Peterson, Seattle (1/9/00 at Seattle)
50	Mike Vanderjagt, Indianapolis (12/30/00 at Miami)

INTERCEPTIONS**MOST INTERCEPTIONS****CAREER**

3	John Harris, Seattle (two games)
---	----------------------------------

GAME

2	Ken Schroy, N.Y. Jets (1/23/83 at Miami), 1 yd.
2	John Harris, Seattle (12/29/84 at Miami), 45 yds.
2	Aaron Beasley, Jacksonville (1/15/00 at Jacksonville), 5 yds.
2	Chad Cota, Indianapolis (12/30/00 at Miami), 23 yds.
2	Tory James, Oakland (1/6/01 at Oakland), 98 yds.

LONGEST INTERCEPTION RETURNS

90t	Tory James, Oakland (Jay Fiedler), 1/6/01 at Oakland
64t	Ed Reed, Baltimore (Chad Pennington), 1/4/09 at Miami

LONGEST PLAYS**PUNTS**

63	Ray Guy, Oakland (12/30/73 at Miami)
60	Bob Walden, Pittsburgh (12/31/72 at Pittsburgh)

PUNT RETURNS

56t	Wes Chandler, San Diego (1/2/82 at Miami)
38	Thom Darden, Cleveland (12/24/72 at Miami)

KICKOFF RETURNS

85t	Charlie Rogers, Seattle (1/9/00 at Seattle)
59	Zachary Dixon, Seattle (12/31/83 at Miami)

FUMBLE RECOVERIES

79t	Neil Smith, Denver (Oronde Gadsden), 1/9/99 at Denver
**49t	Mike Bass, Washington (Garó Yepremian), 1/14/73 at Los Angeles

TRADING PLACES

When the National Football League rescheduled the Dolphins' home game against the Tampa Bay Buccaneers in 2017 from the season opener to the bye week on Nov. 19 because of the impending arrival of Hurricane Irma, it was not the first time the club had to change a contest's date or venue for a variety of reasons.

Since 1990, the Dolphins have had to alter the date or venue of a game seven times, and the Dolphins are 3-4 in such games. This does not include several games whose dates were changed early in the 2020 season due to the COVID-19 pandemic.

The following are games in which the Dolphins have either had to change a date or site on short notice since 1990:

ORIGINAL DATE, VENUE	OPP.	NEW DATE, VENUE	REASON	RESULT
9/7/92, Joe Robbie Stadium	NE	10/18/92, JRS	Hurricane Andrew	Dolphins, 38-17
10/26/97, Pro Player Stadium	Chi.	10/27/97, PPS	World Series	Bears, 36-33, OT
9/16/01, Pro Player Stadium	Buf.	1/6/02, PPS	9/11	Dolphins, 34-7
10/27/03, Qualcomm Stadium	SD	10/27/03, Sun Devil	California Wildfires	Dolphins, 26-10
9/12/04, Pro Player Stadium	Ten.	9/11/04, PPS	Hurricane Ivan	Titans, 17-7
10/23/05, Dolphins Stadium	KC	10/21/05, DS	Hurricane Wilma	Chiefs, 30-20
9/10/17, Hard Rock Stadium	TB	11/19/17, HRS	Hurricane Irma	Buccaneers, 30-20

ALL-TIME PLAYOFF LEADERS

***boldface** indicates active player*

RUSHING							
PLAYER	GAMES	NO.	YDS.	AVG.	LG	TD	
1. Larry Csonka	12	225	891	4.0	49	9	
2. Tony Nathan	12	118	454	3.8	26	3	
3. Mercury Morris	10	95	440	4.6	27	1	
4. Jim Kiick	11	115	401	3.5	27	6	
5. Andra Franklin	6	93	335	3.6	29	2	
6. Lamar Smith	3	54	219	4.1	24	2	
7. Sammie Smith	2	41	181	4.4	17	0	
8. Woody Bennett	10	59	179	3.0	17	4	
9. Bernie Parmalee	7	53	150	2.8	16	1	
10. Karim Abdul-Jabbar	3	35	116	3.3	18	1	
11. J.J. Johnson	5	38	107	2.8	18	1	
12. David Woodley	5	17	102	6.0	12	1	
13. Aaron Craver	4	12	98	8.2	25t	1	
14. Bobby Humphrey	2	31	93	3.0	15	0	
15. Bob Griese	12	13	84	6.5	25	0	
16. Benny Malone	3	14	83	5.9	23t	1	
17. Jay Fiedler	3	13	71	5.5	11	0	
18. Joe Carter	4	9	66	7.3	19	0	
19. Pete Johnson	3	16	61	3.8	14	0	
20. Ron Davenport	2	9	54	6.0	31t	2	
21. David Overstreet	1	9	50	5.6	13	0	
22. Irving Spikes	3	9	49	5.4	23	0	
23. Leroy Harris	1	9	43	4.8	9	0	
24. Delvin Williams	2	21	42	2.0	9	0	
25. Autry Denson	4	16	41	2.6	17	0	
26. Larry Seiple	11	1	37	37.0	37	0	
27. Paul Warfield	11	4	34	8.5	25	0	
28. Jay Ajayi	1	16	33	2.1	8	0	
29. O.J. McDuffie	10	3	31	10.3	19	0	
30. Marc Logan	2	12	23	1.9	7	0	
31. Keith Byars	1	4	22	5.5	10	0	
32. Ronnie Brown	1	12	19	1.6	6	0	
33. John Kidd	4	1	18	18.0	18	0	
34. Don Nottingham	6	2	17	8.5	12	0	
Tom Vigorito	7	4	17	4.3	6	0	
Ricky Williams	1	4	17	4.3	7	0	
37. Stanley Pritchett	5	8	16	2.0	7	0	
38. Lousaka Polite	1	3	15	5.0	11	0	
39. Damien Williams	1	3	14	4.7	15	0	
Travis Minor	1	5	14	2.8	5	0	
41. Gary Davis	1	2	12	6.0	9	0	
42. Tom Orosz	5	1	11	11.0	11	0	
43. Ray Lucas	1	1	10	10.0	10	0	
44. Eddie Hill	12	3	8	2.7	4	0	
Terry Kirby	1	2	8	4.0	7	1	
Charles Leigh	9	1	8	8.0	8	0	
47. Nat Moore	13	1	7	7.0	7	0	
48. Tony Martin	8	1	6	6.0	6	0	
49. Jerris McPhail	1	1	4	4.0	4	0	
50. John Avery	2	1	3	3.0	3	0	
Michael Thomas	1	1	3	3.0	3	0	
Earl Morrall	2	4	3	0.8	3	0	
53. Matt Moore	1	1	2	2.0	2	0	
Tony Paige	4	1	2	2.0	2	0	
55. Patrick Cobbs	1	1	1	1.0	1	0	
Duriel Harris	7	1	1	1.0	1	0	
Dan Marino	18	15	1	0.1	5	1	
58. Norm Bulaich	2	2	0	0.0	0	0	
Mark Clayton	10	1	0	0.0	0	0	
Damon Huard	4	3	0	0.0	2	0	
Chad Pennington	1	1	0	0.0	0	0	
62. Scott Mitchell	2	1	-1	-1.0	-1	0	
63. Don Strock	13	1	-2	-2.0	-2	0	
64. James Saxon	4	2	-3	-1.5	0	0	
65. Jim Jensen	13	2	-6	-3.0	-3	0	
66. Tom Hutton	2	1	-8	-8.0	-8	0	
67. George Roberts	2	1	-9	-9.0	-9	0	

PASSING

PLAYER	GAMES	ATT.	COMP.	YDS.	PCT.	TD	INT	RATE
1. Dan Marino	18	687	385	4510	56.0	32	24	77.1
2. Bob Griese	12	208	112	1467	53.8	10	12	68.3
3. David Woodley	5	81	48	645	59.3	0	1	74.4
4. Don Strock	13	62	38	551	61.3	4	3	91.5
5. Jay Fiedler	3	99	52	483	52.5	1	7	40.1
6. Matt Moore	1	36	29	289	80.6	1	1	97.8
7. Chad Pennington	1	38	25	252	65.8	1	4	53.7
8. Earl Morrall	2	24	13	139	54.2	1	1	67.9
9. Damon Huard	4	16	5	46	31.3	0	0	40.6
10. Tony Nathan	12	2	2	34	1,000	0	0	118.8
11. Bernie Kosar	1	1	1	10	1,000	0	0	108.3
12. Marlin Briscoe	7	1	0	0	0.0	0	1	0.0
Mark Clayton	10	1	0	0	0.0	0	0	39.6
O.J. McDuffie	10	1	0	0	0.0	0	0	39.6

RECEIVING

PLAYER	GAMES	NO.	YDS.	AVG.	LG	TD
1. Tony Nathan	12	65	649	10.0	39	2
2. O.J. McDuffie	10	50	603	12.1	31	1
3. Paul Warfield	11	34	717	21.1	75t	4
4. Mark Duper	10	32	595	18.6	64t	5
5. Mark Clayton	10	31	498	16.1	40t	3
6. Bruce Hardy	13	26	336	12.9	50t	4
7. Nat Moore	12	23	291	12.7	40	3
Oronde Gadsden	7	23	288	12.5	52	2
9. Duriel Harris	7	19	303	15.9	36	1
Keith Jackson	4	19	262	13.8	31	4
11. Joe Rose	11	18	260	14.4	35	2
Jim Kiick	11	18	115	6.4	21	0
13. Tony Martin	8	17	224	13.2	23	1
14. Bernie Parmalee	7	16	130	8.1	26	0
15. Irving Fryar	3	14	170	12.1	24	1
16. Howard Twilley	11	13	186	14.3	28t	1
17. Jimmy Cefalo	10	12	297	24.8	76t	2
18. Jarvis Landry	1	11	102	9.3	17	0
Tony Paige	4	11	50	4.5	9	2
20. Lamar Thomas	3	10	129	12.9	42	1
Marv Fleming	10	10	114	11.4	27	1
22. Tom Vigorito	7	9	103	11.4	33	0
Jim Mandich	11	9	86	9.6	19	1
Bobby Humphrey	2	9	71	7.9	20	0
Aaron Craver	4	9	71	7.9	15	0
26. Dan Johnson	5	8	84	10.5	21	3
Terry Kirby	1	8	68	8.5	19	0
Autry Denson	4	8	60	7.5	14	0
29. J.J. Johnson	5	7	39	5.6	11	0
Delvin Williams	2	7	34	4.9	8	0
31. Ronnie Brown	1	6	43	7.2	23	1
32. Kenny Stills	1	5	82	16.4	36	0
Ferrell Edmunds	4	5	70	14.0	37	0
Dedric Ward	1	5	55	11.0	19	0
Jim Jensen	13	5	49	9.8	12	0
Stanley Pritchett	5	5	40	8.0	12	0
Ted Ginn, Jr.	1	5	38	7.6	9	0
Dion Sims	1	5	34	6.8	17	0
Troy Drayton	3	5	30	6.0	10	0
Jerris McPhail	1	5	28	5.6	16	0
Lamar Smith	3	5	28	5.6	8	0
42. Patrick Cobbs	1	4	55	13.8	30	0
DeVante Parker	1	4	55	13.8	37	0
Marlin Briscoe	7	4	42	10.5	18	0
Brandon London	1	4	38	9.5	10	0
Rob Konrad	4	4	37	9.3	13	0
Keith Byars	1	4	30	7.5	12	0
Larry Csonka	12	4	26	6.5	9t	1
James McKnight	1	4	26	6.5	12	0
Leslie Shepherd	1	4	20	5.0	11	0
51. Mike Williams	4	3	44	14.7	19	1
Ed Perry	6	3	32	10.7	22	0
Sammie Smith	2	3	31	10.3	13	0

RECEIVING

PLAYER	GAMES	NO.	YDS.	AVG.	LG	TD
Jed Weaver	3	3	31	10.3	20	1
James Saxon	4	3	29	9.7	9	0
Ron Davenport	2	3	23	7.7	9	0
David Martin	1	3	16	5.3	15	0
Jay Ajayi	1	3	12	4.0	5	0
Karim Abdul-Jabbar	3	3	9	3.0	5	0
Mercury Morris	10	3	9	3.0	9	0
61. Randal Hill	1	2	59	29.5	45t	1
Davone Bess	1	2	54	27.0	45	0
Gary Clark	1	2	41	20.5	31	0
Willie Richardson	1	2	30	15.0	19	1
Woody Bennett	10	2	26	13.0	20	0
Gary Davis	1	2	24	12.0	14	0
Andre Tillman	1	2	24	12.0	13t	1
Fred Banks	2	2	18	9.0	13	0
Norm Bulaich	2	2	14	7.0	8	0
Ronnie Lee	11	2	12	6.0	6t	1
Marc Logan	2	2	8	4.0	6	0
Travis Minor	1	2	4	2.0	4	0
Eddie Hill	12	2	3	1.5	2	0
74. Leroy Harris	1	1	21	21.0	21	0
Brett Perriman	1	1	13	13.0	13	0
Charles Jordan	1	1	11	11.0	11	0
Scott Miller	4	1	10	10.0	10	0
Don Nottingham	6	1	9	9.0	9	0
Tim Ruddy	11	1	8	8.0	8	0
Ricky Williams	1	1	8	8.0	8	0
Hunter Goodwin	5	1	6	6.0	6	0
Nate Jacquet	4	1	6	6.0	6	0
Jeff Ogden	3	1	6	6.0	6	0
Rich Diana	4	1	5	5.0	5	0
Damien Williams	1	1	4	4.0	4t	1
Joe Carter	4	1	2	2.0	2t	0
Roy Foster	12	1	2	2.0	2t	1
Ronnie Williams	3	1	1	1.0	1	1
Bob Torrey	1	1	0	0.0	0	0

SCORING

PLAYER	GAMES	TD	TDR	TDP	TDRt	FG	PAT	PTS.
1. Garo Yepremian	12	0	0	0	0	12	28	64
2. Larry Csonka	12	10	9	1	0	0	0	60
3. Uwe von Schamann	10	0	0	0	0	9	32	59
4. Pete Stoyanovich	7	0	0	0	0	7	19	40
5. Jim Kiick	11	6	6	0	0	0	0	36
6. Olindo Mare	8	0	0	0	0	9	6	33
7. Mark Duper	10	5	0	5	0	0	0	30
Tony Nathan	11	5	3	2	0	0	0	30
9. Woody Bennett	10	4	4	0	0	0	0	24
Bruce Hardy	13	4	0	4	0	0	0	24
Keith Jackson	4	4	0	4	0	0	0	24
Nat Moore	13	4	0	3	1	0	0	24
Paul Warfield	11	4	0	4	0	0	0	24
14. Mark Clayton	10	3	0	3	0	0	0	18
Dan Johnson	5	3	0	3	0	0	0	18
16. Jimmy Cefalo	10	2	0	2	0	0	0	12
Ron Davenport	2	2	2	0	0	0	0	12
Andra Franklin	6	2	2	0	0	0	0	12
Oronde Gadsden	7	2	0	2	0	0	0	12
Tony Paige	4	2	0	2	0	0	0	12
Joe Rose	11	2	0	2	0	0	0	12
Lamar Smith	3	2	2	0	0	0	0	12
23. O.J. McDuffie	10	1	0	1	0	0	0	8#
24. Fuad Reveiz	2	0	0	0	0	1	5	8
25. Karim Abdul-Jabbar	3	1	1	0	0	0	0	6
Dick Anderson	11	1	0	0	1	0	0	6
Charlie Babb	9	1	0	0	1	0	0	6
Ronnie Brown	1	1	0	1	0	0	0	6
Aaron Craver	4	1	1	0	0	0	0	6
A.J. Duhe	11	1	0	0	1	0	0	6
Randal Hill	1	1	0	1	0	0	0	6

SCORING

PLAYER	GAMES	TD	TDR	TDP	TDRT	FG	PAT	PTS.
Marv Fleming	10	1	0	1	0	0	0	6
Roy Foster	12	1	0	1	0	0	0	6
Andrew Franks	1	0	0	0	0	2	0	6
Irving Fryar	3	1	0	1	0	0	0	6
Duriel Harris	7	1	0	1	0	0	0	6
J.J. Johnson	5	1	1	0	0	0	0	6
Terry Kirby	1	1	1	0	0	0	0	6
Ronnie Lee	11	1	0	1	0	0	0	6
Benny Malone	3	1	1	0	0	0	0	6
Jim Mandich	11	1	0	1	0	0	0	6
Dan Marino	18	1	1	0	0	0	0	6
Tony Martin	8	1	0	1	0	0	0	6
Mercury Morris	10	1	1	0	0	0	0	6
Bernie Parmalee	7	1	1	0	0	0	0	6
Willie Richardson	1	1	0	1	0	0	0	6
Lamar Thomas	3	1	0	1	0	0	0	6
Andre Tillman	1	1	0	1	0	0	0	6
Howard Twilley	11	1	0	1	0	0	0	6
Fulton Walker	9	1	0	0	1	0	0	6
Jed Weaver	3	1	0	1	0	0	0	6
Damien Williams	1	1	0	1	0	0	0	6
Mike Williams	4	1	0	1	0	0	0	6
Ronnie Williams	3	1	0	1	0	0	0	6
David Woodley	5	1	1	0	0	0	0	6
56. Dan Carpenter	1	0	0	0	0	1	0	3
57. Stanley Pritchett	5	0	0	0	0	0	0	2#

INTERCEPTIONS

PLAYER	GAMES	NO.	YDS.	AVG.	LG	TD
1. Dick Anderson	11	5	107	21.4	62	1
2. Jake Scott	11	4	76	19.0	55	0
Gerald Small	7	4	42	10.5	18	0
A.J. Duhe	11	4	36	9.0	35	1
Glenn Blackwood	11	4	27	6.8	19	0
Lyle Blackwood	9	4	11	2.8	8	0
7. Curtis Johnson	11	3	43	14.3	33	0
Troy Vincent	5	3	2	0.7	2	0
9. J.B. Brown	7	2	56	28.0	32	0
Brock Marion	7	2	50	25.0	31	0
Nick Buoniconti	11	2	38	19.0	32	0
Don McNeal	10	2	36	18.0	20	0
Louis Oliver	5	2	21	10.5	21	0
Mike Kolen	10	2	16	8.0	11	0
Doug Swift	11	2	12	6.0	12	0
Jarvis Williams	4	2	0	0.0	0	0
17. William Judson	10	1	34	34.0	34	0
Bob Matheson	12	1	29	29.0	29	0
Gene Atkins	3	1	26	26.0	26	0
Michael Thomas	1	1	16	16.0	16	0
Frankie Smith	2	1	14	14.0	14	0
Xavien Howard	1	1	11	11.0	11	0
Bryan Cox	5	1	7	7.0	7	0
Terrell Buckley	6	1	6	6.0	6	0
Paul Lankford	12	1	2	2.0	2	0
Calvin Jackson	6	1	0	0.0	0	0
Michael Stewart	3	1	0	0.0	0	0

THE LAST TIME IN THE PLAYOFFS

THE LAST TIME IN THE PLAYOFFS (TEAM)

BY DOLPHINS		BY OPPONENT
23-17, vs. Indianapolis, 12/30/00	WON IN OVERTIME	38-41, vs. San Diego, 1/2/82
31-0, vs. San Diego, 1/10/93	SHUTOUT AN OPPONENT	0-27, at Oakland, 1/6/01
31-0, vs. San Diego, 1/10/93	WON BY 20+ POINTS	0-27, at Oakland, 1/6/01
22 (4th quarter), at Buffalo, 12/30/95	SCORED 20+ POINTS IN A QUARTER	21 (2nd quarter), vs. San Francisco (SB XIX), 1/20/85
21 (1st half), at San Diego, 1/8/95	SCORED 20+ POINTS IN A HALF	20 (1st half), at Pittsburgh, 1/8/17
31-0, vs. San Diego, 1/10/93	HELD OPPONENT WITHOUT A TD	3-20, vs. Baltimore, 1/13/02
vs. Houston, 12/24/78	SCORED SAFETY	at San Diego, 1/8/95

THE LAST TIME IN THE PLAYOFFS (OFFENSE)

BY DOLPHINS		BY OPPONENT
Has never happened	600+ NET YARDS OF OFFENSE	Has never happened
502, at Buffalo, 12/30/95	500+ NET YARDS OF OFFENSE	520, at Jacksonville, 1/15/00
434, vs. Indianapolis, 12/30/00	400+ NET YARDS OF OFFENSE	520, at Jacksonville, 1/15/00
Has never happened	300+ NET RUSHING YARDS	341, at Buffalo, 12/30/95
258, vs. Indianapolis, 12/30/00	200+ NET RUSHING YARDS	226, vs. Baltimore, 1/13/02
209, Lamar Smith, vs. Indianapolis, 12/30/00	200-YARD RUSHING GAME	Has never happened
209, Lamar Smith, vs. Indianapolis, 12/30/00	100-YARD RUSHING GAME	167, Le'Veon Bell, at Pittsburgh, 1/8/17
Has never happened	TWO 100-YARD RUSHERS	Has never happened
2, Lamar Smith, vs. Indianapolis, 12/30/00	2+ RUSHING TOUCHDOWNS	2, Le'Veon Bell, at Pittsburgh, 1/8/17
432, at Buffalo, 12/30/95	400+ NET PASSING YARDS (TEAM)	415, vs. San Diego, 1/2/82
432, at Buffalo, 12/30/95	300+ NET PASSING YARDS (TEAM)	339, vs. Buffalo, 1/2/99
64, Dan Marino, at Buffalo, 12/30/95	50+ PASS ATTEMPTS	53, Dan Fouts, vs. San Diego, 1/2/82
43, Dan Marino, at New England, 12/28/97	40+ PASS ATTEMPTS	43, Stan Humphries, at San Diego, 1/8/95
33, Dan Marino, at Buffalo, 12/30/95	30+ COMPLETIONS	33, Dan Fouts, vs. San Diego, 1/2/82
29, Matt Moore, at Pittsburgh, 1/8/17	25+ COMPLETIONS	28, Stan Humphries, at San Diego, 1/8/95
at Buffalo, 12/30/95	NO SACKS ALLOWED	vs. Baltimore, 1/4/09
Has never happened	PERFECT PASSER RATING (158.3) (MIN. 20 ATTEMPTS)	Has never happened
422, Dan Marino, at Buffalo, 12/30/95	300+ YARD PASSER	360, Doug Flutie, vs. Buffalo, 1/2/99
4, Dan Marino, vs. Pittsburgh, 1/6/85	4+ TD PASSES	4, Ken Stabler, at Oakland, 12/21/74
3, Dan Marino, at San Diego, 1/8/95	3+ TD PASSES	3, Joe Montana, vs. San Francisco (SB XIX), 1/20/85
Has never happened	15+ RECEPTIONS	Has never happened
11, Jarvis Landry, at Pittsburgh, 1/8/17	10+ RECEPTIONS	13, Kellen Winslow, vs. San Diego, 1/2/82
Has never happened	200-YARD RECEIVER	240, Eric Moulds, vs. Buffalo, 1/2/99
154, O.J. McDuffie, at Buffalo, 12/30/95	150-YARD RECEIVER	240, Eric Moulds, vs. Buffalo, 1/2/99
102, Jarvis Landry, at Pittsburgh, 1/8/17	100-YARD RECEIVER	124, Antonio Brown, at Pittsburgh, 1/8/17

THE LAST TIME IN THE PLAYOFFS (OFFENSE)

BY DOLPHINS		BY OPPONENT
Mark Duper (148) and Tony Nathan (114), vs. Pittsburgh, 1/6/85	TWO 100-YARD RECEIVERS IN SAME GAME	James Lofton (149) and Andre Reed (122), at Buffalo, 1/12/91
111 (2nd half), O.J. McDuffie, at Buffalo, 12/30/95	100-YARDS RECEIVING IN A HALF	125 (1st half), Antonio Brown, at Pittsburgh, 1/8/17
Has never happened	3+ TD RECEPTIONS	Has never happened
2, Keith Jackson, at San Diego, 1/8/85	2+ TD RECEPTIONS	2, Antonio Brown, at Pittsburgh, 1/8/17
at Seattle, 1/9/00	NO TURNOVERS	vs. Indianapolis, 12/30/00
Stanley Pritchett, vs. Buffalo, 1/2/99	SUCCESSFUL 2-POINT CONVERSION	Peyton Manning to Ken Dilger, vs. Indianapolis, 12/30/00

THE LAST TIME IN THE PLAYOFFS (DEFENSE)

BY DOLPHINS		BY OPPONENT
Has never happened	HELD OPPONENT UNDER 100 YARDS OF TOTAL OFFENSE	Has never happened
139, vs. N.Y. Jets, 1/23/83	HELD OPPONENT UNDER 150 YARDS OF TOTAL OFFENSE	133, at Jacksonville, 1/15/00
171, at Seattle, 1/9/00	HELD OPPONENT UNDER 200 YARDS OF TOTAL OFFENSE	151, vs. Baltimore, 1/13/02
286, vs. Baltimore, 1/4/09	HELD OPPONENT UNDER 300 YARDS OF TOTAL OFFENSE	276, vs. Baltimore, 1/4/09
Has never happened	HELD OPPONENT UNDER 30 YARDS RUSHING	23, at Jacksonville, 1/15/00
41, at Seattle, 1/9/00	HELD OPPONENT UNDER 50 YARDS RUSHING	46, vs. Baltimore, 1/13/02
41, at Seattle, 1/9/00	HELD OPPONENT UNDER 75 YARDS RUSHING	52, at Pittsburgh, 1/8/17
99, vs. Indianapolis, 12/30/00	HELD OPPONENT UNDER 100 YARDS RUSHING	52, at Pittsburgh, 1/8/17
71, vs. New England, 1/12/86	HELD OPPONENT UNDER 100 YARDS NET PASSING	80, vs. Washington (SB XVII), 1/30/83
135, vs. Baltimore, 1/4/09	HELD OPPONENT UNDER 150 YARDS NET PASSING	105, vs. Baltimore, 1/13/02
35t, A.J. Duhe, vs. N.Y. Jets, 1/23/83	INTERCEPTION RETURN FOR A TD	64t, Ed Reed, vs. Baltimore, 1/4/09
3, A.J. Duhe, vs. N.Y. Jets, 1/23/83	3+ INTERCEPTIONS	Has never happened
2, Troy Vincent, vs. San Diego, 1/10/93	2+ INTERCEPTIONS	2, Ed Reed, vs. Baltimore, 1/4/09
Has never happened	7+ SACKS BY TEAM	Has never happened
6, at Seattle, 1/9/00	6+ SACKS BY TEAM	Has never happened
6, at Seattle, 1/9/00	5+ SACKS BY TEAM	5, at Pittsburgh, 1/8/17
Has never happened	4+ SACKS	Has never happened
3, Trace Armstrong, at Seattle, 1/9/00	3+ SACKS	Has never happened
3, Trace Armstrong, at Seattle, 1/9/00	2+ SACKS	2, Lawrence Timmons, at Pittsburgh, 1/8/17
Has never happened	FUMBLE RECOVERED FOR TOUCHDOWN	16t, Tony Brackens, at Jacksonville, 1/15/00

THE LAST TIME IN THE PLAYOFFS (SPECIAL TEAMS)

BY DOLPHINS		BY OPPONENT
98t, Fulton Walker, vs. Washington (SB XVI), 1/30/83	KICKOFF RETURN FOR A TD	85t, Charlie Rogers, at Seattle, 1/9/00
Has never happened	PUNT RETURN FOR A TD	56t, Wes Chandler, vs. San Diego, 1/2/82
Charlie Babb, vs. Cleveland, 12/24/72	BLOCKED PUNT RECOVERED FOR A TD	Has never happened
Don McNeal, vs. N.Y. Jets, 1/23/83	BLOCKED PUNT	Corey Chamblin, at Jacksonville, 1/15/00
Dan Carpenter, vs. Baltimore, 1/4/09	MISSED PAT	Chris Boswell, at Pittsburgh, 1/8/17
William Judson, vs. Seattle, 12/31/83	BLOCKED FIELD GOAL	Leroy Jones, vs. San Diego, 1/2/82
Has never happened	BLOCKED FIELD GOAL RETURNED FOR TD	Has never happened
Has never happened	6+ FIELD GOALS MADE	Has never happened
Has never happened	5+ FIELD GOALS MADE	5, Steve Christie, vs. Buffalo, 1/17/93
Has never happened	4+ FIELD GOALS MADE	5, Steve Christie, vs. Buffalo, 1/17/93
3, Olindo Mare, vs. Buffalo, 1/2/99	3+ FIELD GOALS MADE	3, Mike Vanderjagt, vs. Indianapolis, 12/30/00

HONORS

ALL-NFL (FIRST TEAM)

Will Allen (cornerback) – SI 2007.
Dick Anderson (safety) – AP 1972-73; Writers 1972-73; NEA 1972-74; PFW 1973.
Bob Baumhower (defensive tackle) – SN 1981; AP 1983; PFW 1983.
Doug Betters (defensive end) – AP 1983; NEA 1983; SN 1983; Writers 1983; PFW 1983.
Vernon Carey (tackle) – SI 2009.
Larry Csonka (fullback) – AP 1971, 1973; PFW 1972-73; Writers 1971.
Mark Dixon (guard) – SI 2000.
Brandon Fields (punter) – SN 2013.
Bob Griese (quarterback) – AP 1971, 1977; Writers 1971, 1977; NEA 1971; PFW 1971, 1977.
Duriel Harris (kick returner) – PFW 1976.
Xavien Howard (cornerback) – AP 2020; PFF 2020; SN 2020; Writers 2020.
Keith Jackson (tight end) – SN 1992.
Bob Kuechenberg (guard) – NEA 1975; AP 1978; PFW 1978.
Eric Laakso (tackle) – SN 1983.
Jarvis Landry (punt returner) – PFF 2015.
Jim Langer (center) – AP 1974-75, 1977; Writers 1974-77; NEA 1974-77; PFW 1974-77.
Larry Little (guard) – Writers 1971-75, 1977; AP 1971-75; PFW 1971-73, 1975; NEA 1972-73.
Jake Long (tackle) – SN 2009-10; AP 2010; Writers 2010; SI 2010.
Sam Madison (cornerback) – AP 1999-00; Writers 1999-00; SI 1999; SN 1999-00.
Olindo Mare (kicker) – AP 1999, Writers 1999, SN 1999.
Dan Marino (quarterback) – AP 1984-86; Writers 1984-86; NEA 1984; PFW 1984-86; SN 1984-86.
Nat Moore (wide receiver) – AP 1977; Writers 1977.
Earl Morrall (quarterback) – AP 1972.
Tony Nathan (kick returner) – AP 1979.
Ed Newman (guard) – NEA 1982; AP 1984; PFW 1984.
John Offerdahl (linebacker) – AP 1990; Writers 1990; PFW 1990; SN 1990; NEA 1990.
Lousaka Polite (fullback) – SI 2009.
Fuad Reveiz (kicker) – PFW 1985.
Reggie Roby (punter) – AP 1984; Writers 1984; NEA 1984; PFW 1984-85; SN 1984.
Jason Sanders (kicker) – AP 2020; PFF 2020; SN 2020.
Jake Scott (safety) – Writers 1973; AP 1973-74; PFW 1972, 1974.
Bill Stanfill (defensive end) – AP 1972; Writers 1973; NEA 1973.
Dwight Stephenson (center) – Writers 1983-87; NEA 1983-86; PFW 1983-87; AP 1984-87; SN 1984-86.
Pete Stoyanovich (kicker) – NEA 1991; AP 1992; SN 1992.
Patrick Surtain (cornerback) – AP 2002; FD 2002; Writers 2002; SI 2000; SN 2002-03.
Jason Taylor (defensive end) – AP 2000, 2002, 2006; FD 2002; Writers 2000, 2002, 2006; SI 2002, 2006; SN 2000, 2002, 2006.
Michael Thomas (special teams) – PFF 2015.
Zach Thomas (linebacker) – AP 1998-99, 2002-03, 2006; SI 2003, 2005.
Cameron Wake (linebacker/defensive end) – SN 2010, 2012; AP 2012; Writers 2012; SI 2012.
Fulton Walker (kick returner) – Writers 1983; PFW 1983; SN 1983.
Paul Warfield (wide receiver) – AP 1971, 1973; NEA 1971-72; Writers 1971; PFW 1971.
Richmond Webb (tackle) – AP 1992, 1994; SN 1992, 1994; PFW 1994; Writers 1994.

ALL-NFL (FIRST TEAM)

Delvin Williams (running back) – AP 1978.

Ricky Williams (running back) – AP 2002; FD 2002; Writers 2002; SN 2002.

Garo Yepremian (kicker) – Writers 1971, 1973; AP 1971, 1973; PFW 1971, 1973; NEA 1973.

ALL-NFL (SECOND TEAM)*

Dick Anderson (safety) – Writers 1973-74.

Trace Armstrong (defensive end) – AP 2000.

Jay Ajayi (running back) – PFF 2016.

Bob Baumhower (defensive tackle) – AP 1979, 1981-82, 1984; NEA 1981-82.

Nick Buoniconti (linebacker) – AP 1972; Writers 1972; PFW 1973.

Mark Clayton (wide receiver) – AP 1984.

Larry Csonka (fullback) – AP 1972; Writers 1972-73; NEA 1973.

Manny Fernandez (defensive tackle) – NEA 1973.

Brandon Fields (punter) – AP 2013.

Tim Foley (safety) – NEA 1979.

Irving Fryar (wide receiver) – AP 1994.

Jakeem Grant (punt returner) – AP 2020.

Brent Grimes (cornerback) – AP 2014.

Xavien Howard (cornerback) – AP 2018.

Keith Jackson (tight end) – AP 1992.

Bob Kuechenberg (guard) – Writers 1975; NEA 1977-78.

Jim Langer (center) – PFW 1973; AP 1976; NEA 1978.

Larry Little (guard) – NEA 1975, 1978; AP 1977-78.

Jake Long (tackle) – AP 2009.

Sam Madison (cornerback) – AP 1998; AP 2001.

Dan Marino (quarterback) – AP 1983, 1994-95; NEA 1985-86, 1992.

Earl Morrall (quarterback) – NEA 1972.

Ed Newman (guard) – AP 1981-83; NEA 1981, 1983.

John Offerdahl (linebacker) – AP 1986.

Louis Oliver (safety) – AP 1992.

Joey Porter (linebacker) – AP 2008.

Reggie Roby (punter) – NEA 1985, 1991; AP 1991.

Jake Scott (safety) – Writers 1972, 1975; AP 1972; NEA 1972-73.

Keith Sims (guard) – AP 1994.

Bill Stanfill (defensive end) – Writers 1974; NEA 1974; PFW 1973.

Dwight Stephenson (center) – AP 1983.

Pete Stoyanovich (kicker) – AP 1990; NEA 1992.

Ndamukong Suh (defensive tackle) – AP 2016, PFF 2016.

Patrick Surtain (cornerback) – AP 2003.

Jason Taylor (defensive end) – AP 2001.

Zach Thomas (linebacker) – AP 2001, 2005; FD 2003.

Uwe von Schamann (kicker) – AP 1982.

Cameron Wake (linebacker/defensive end) – AP 2010, 2014, 2016.

Paul Warfield (wide receiver) – AP 1972; Writers 1973; NEA 1973; PFW 1973.

Richmond Webb (tackle) – AP 1993, 1995.

Delvin Williams (running back) – NEA 1978.

* Only AP continues to choose second team

** PFW presented its All-NFL team in conjunction with Writers from 1992-2012.

ALL-AFC SELECTIONS*

Dick Anderson (safety) – AP 1972-73; UPI 1972-73; SN 1972-74; PFW 1973.

Trace Armstrong (defensive end) – Writers 2000.

Bob Baumhower (defensive tackle) – SN 1979; PFW 1979, 1981, 1983; UPI 1981-83.

Doug Betters (defensive end) – UPI 1983; PFW 1983.

Nick Buoniconti (linebacker) – AP 1972.

Mark Clayton (wide receiver) – PFW 1984; UPI 1985.

Bryan Cox (linebacker) – UPI 1992; FN 1992; Writers 1992, 1994.

Larry Csonka (fullback) – PFW 1970, 1973; AP 1972-73; UPI 1971-73; SN 1971-73.

Vern Den Herder (defensive end) – AP 1972.

A.J. Duhe (linebacker) – UPI 1981.

Mark Duper (wide receiver) – UPI 1984.

Norm Evans (tackle) – AP 1973; SN 1974.

Manny Fernandez (defensive tackle) – SN 1971.

Brandon Fields (punter) – Writers 2013.

Roy Foster (guard) – UPI 1985-86; PFW 1986.

Irving Fryar (wide receiver) – UPI 1994.

Bob Griese (quarterback) – SN 1970-71, 1973; AP 1971; UPI 1971, 1977; PFW 1971, 1977.

Brent Grimes (cornerback) – Writers 2013.

Durriel Harris (kick returner) – PFW 1976.

Xavien Howard (cornerback) – Writers 2018, 2020.

ALL-AFC SELECTIONS*

Larry Izzo (special teamer) – Writers 2000.
 Keith Jackson (tight end) – UPI 1992; Writers 1992.
 Bob Kuechenberg (guard) – PFW 1974, 1978; SN 1975, 1978 (tackle).
 Jarvis Landry (punt returner) – Writers 2015.
 Jim Langer (center) – PFW 1973-77; AP 1974-76; UPI 1973-77; SN 1973-77.
 Larry Little (guard) – AP 1971-75; UPI 1971-75; SN 1971-74; PFW 1971, 1973, 1975.
 Jake Long (tackle) – Writers 2010.
 Sam Madison (cornerback) – FN 1998-99; Writers 1999-01.
 Olindo Mare (kicker) – Writers 1999.
 Dan Marino (quarterback) – UPI 1983-86, 1992, 1994; FN 1992, 1994; PFW 1983-86; Writers 1992, 1994.
 Brock Marion (safety) – Writers 2000.
 O.J. McDuffie (kickoff returner) – Writers 1993.
 Nat Moore (wide receiver) – PFW 1977; SN 1977; UPI 1977.
 Earl Morrall (quarterback) – AP 1972; SN 1972.
 Tony Nathan (punt returner) – SN 1979.
 Ed Newman (guard) – UPI 1982-84; PFW 1984.
 John Offerdahl (linebacker) – UPI 1986, 1988, 1990; PFW 1986; FN 1990.
 Adewale Ogunleye (defensive end) – Writers 2003.
 Louis Oliver (safety) – UPI 1992.
 Joey Porter (linebacker) – Writers 2008.
 Reggie Roby (punter) – UPI 1984-85, 1991; PFW 1984-85, 1987; FN 1991.
 Jake Scott (safety) – FN 1970; AP 1971-75; UPI 1971-73, 1975; SN 1972-73, 1975; PFW 1974.
 Keith Sims (guard) – UPI 1994; FN 1994; Writers 1994.
 Bill Stanfill (defensive end) – UPI 1971-74; AP 1972-74; SN 1972-74; PFW 1973.
 Dwight Stephenson (center) – UPI 1983-87; PFW 1983-87; FN 1983, 1986-87.
 Pete Stoyanovich (kicker) – UPI 1992; Writers 1992.
 Ndamukong Suh (defensive tackle) – Writers 2015, 2016.
 Patrick Surtain (cornerback) – Writers 2002-03; FD 2003.
 Jason Taylor (defensive end) – Writers 2000, 2002, 2004, 2006; FN 2000.
 Zach Thomas (linebacker) – Writers 2002, 2006.
 Matt Turk (punter) – FN 2001.
 Cameron Wake (defensive end) – Writers 2010, 2012, 2013.
 Fulton Walker (kick returner) – PFW 1983.
 Paul Warfield (wide receiver) – AP 1971-73; UPI 1971, 1973; SN 1970-73; PFW 1971, 1973-74.
 Richmond Webb (tackle) – UPI 1992-95; FN 1992-94; Writers 1992, 1994-95.
 Delvin Williams (running back) – UPI 1978; SN 1978; PFW 1978.
 Ricky Williams (running back) – Writers 2002.
 Garo Yepremian (kicker) – PFW 1971, 1973; SN 1971, 1973; AP 1973.

*Only Writers continue to choose All-AFC

KEY TO AWARDS

AP – Associated Press; UPI – United Press International; NEA – Newspaper Enterprise Association; SN – Sporting News; PFW – Pro Football Weekly; Writers – Pro Football Writers; FN – Football News; FD – Football Digest; SI – Sports Illustrated; PFF – Pro Football Focus.

PRO BOWL SELECTIONS

1970 RB Larry Csonka, QB Bob Griese, WR Paul Warfield.
 1971 RB LARRY CSONKA, QB BOB GRIESE, G Larry Little, RB Mercury Morris, S Jake Scott (dnp), DE Bill Stanfill, WR PAUL WARFIELD.
 1972 S Dick Anderson, LB Nick Buoniconti (dnp), RB Larry Csonka (dnp), T Norm Evans, G LARRY LITTLE, RB Mercury Morris, S JAKE SCOTT, DE Bill Stanfill (dnp), WR Paul Warfield (dnp).
 1973 S DICK ANDERSON, LB Nick Buoniconti, RB Larry Csonka (dnp), QB Bob Griese, C JIM LANGER, G LARRY LITTLE, T Wayne Moore (dnp), RB Mercury Morris (dnp), S JAKE SCOTT, DE Bill Stanfill (dnp), WR Paul Warfield (dnp), K GARO YEPREMIAN.
 1974 S DICK ANDERSON, RB Larry Csonka, T Norm Evans, QB Bob Griese, G Bob Kuechenberg, C JIM LANGER, G LARRY LITTLE, DE BILL STANFILL, S Jake Scott (dnp), WR Paul Warfield.
 1975 G BOB KUECHENBERG, C JIM LANGER, S JAKE SCOTT.
 1976 C JIM LANGER.
 1977 QB BOB GRIESE, G Bob Kuechenberg, C JIM LANGER, WR NAT MOORE.
 1978 QB Bob Griese, G Bob Kuechenberg, C Jim Langer, RB DELVIN WILLIAMS, K GARO YEPREMIAN.
 1979 DT BOB BAUMHOWER, LB Kim Bokamper, S Tim Foley.
 1980 NO SELECTIONS.
 1981 DT BOB BAUMHOWER, G Ed Newman.
 1982 DT Bob Baumhower, RB Andra Franklin, G Ed Newman (dnp), G Bob Kuechenberg¹.
 1983 DT BOB BAUMHOWER, DE DOUG BETTERS, WR Mark Duper, G Bob Kuechenberg², QB DAN MARINO (dnp), G ED NEWMAN, C DWIGHT STEPHENSON.
 1984 DT Bob Baumhower (dnp), WR Mark Clayton, LB A.J. Duhe, WR MARK DUPER, QB DAN MARINO, G ED NEWMAN, P REGGIE ROBY, C DWIGHT STEPHENSON.
 1985 WR Mark Clayton, G Roy Foster, QB DAN MARINO (dnp), C DWIGHT STEPHENSON.
 1986 WR Mark Clayton³, WR Mark Duper (dnp), G Roy Foster, QB DAN MARINO (dnp), LB JOHN OFFERDAHL, C DWIGHT STEPHENSON (dnp).
 1987 QB Dan Marino (dnp), LB John Offerdahl, C Dwight Stephenson (dnp).

PRO BOWL SELECTIONS

1988 WR Mark Clayton, LB JOHN OFFERDAHL (dnp), NT Brian Sochia⁴.
 1989 TE Ferrell Edmunds, LB JOHN OFFERDAHL, P Reggie Roby.
 1990 DE Jeff Cross, TE Ferrell Edmunds, LB JOHN OFFERDAHL, T Richmond Webb.
 1991 WR MARK CLAYTON, QB Dan Marino (dnp), T Richmond Webb.
 1992 LB BRYAN COX, TE KEITH JACKSON (dnp), QB DAN MARINO, T RICHMOND WEBB.
 1993 FB Keith Byars, WR Irving Fryar⁵, TE Keith Jackson (dnp), G Keith Sims, T RICHMOND WEBB.
 1994 LB Bryan Cox, WR Irving Fryar, QB DAN MARINO (dnp), G KEITH SIMS, T RICHMOND WEBB.
 1995 LB Bryan Cox, QB DAN MARINO (dnp), G KEITH SIMS, T RICHMOND WEBB.
 1996 T Richmond Webb.
 1997 NO SELECTIONS.
 1998 DT TIM BOWENS (dnp).
 1999 CB SAM MADISON, K OLINDO MARE, LB ZACH THOMAS⁶.
 2000 DE TRACE ARMSTRONG, ST Larry Izzo, CB SAM MADISON, S Brock Marion, C Tim Ruddy⁷, DE JASON TAYLOR, LB Zach Thomas⁸.
 2001 CB SAM MADISON (dnp), LB Zach Thomas (dnp).
 2002 DT Tim Bowens, CB Sam Madison⁹, S Brock Marion, CB PATRICK SURTAIN (dnp), DE JASON TAYLOR, LB ZACH THOMAS, RB RICKY WILLIAMS¹⁰.
 2003 DE ADEWALE OGUNLEYE, S BROCK MARION, CB PATRICK SURTAIN, LB ZACH THOMAS.
 2004 DE JASON TAYLOR¹¹, CB Patrick Surtain (dnp)¹².
 2005 WR Chris Chambers, DE JASON TAYLOR (dnp), LB Zach Thomas (dnp).
 2006 DE JASON TAYLOR, LB ZACH THOMAS¹³.
 2007 DE Jason Taylor (dnp).
 2008 RB Ronnie Brown, T Jake Long¹⁴, LB JOEY PORTER.
 2009 S Yermiah Bell¹⁵, K DAN CARPENTER¹⁶, T JAKE LONG (dnp).
 2010 LS John Denney¹⁷, T JAKE LONG (dnp), DE Randy Starks¹⁸, LB CAMERON WAKE.
 2011 T JAKE LONG (dnp), WR Brandon Marshall, DT Paul Soliai¹⁹.
 2012 LS John Denney²⁰, G RICHIE INCOGNITO²¹, DT Randy Starks²², DE CAMERON WAKE.
 2013 P BRANDON FIELDS, CB Brent Grimes, C MIKE POUNCEY, DE Cameron Wake.
 2014 CB BRENT GRIMES, G MIKE POUNCEY²³, DE CAMERON WAKE.
 2015 T Branden Albert²⁴, CB Brent Grimes²⁵, S RESHAD JONES²⁶, WR JARVIS LANDRY²⁷, C Mike Pouncey (dnp).
 2016 RB Jay Ajayi²⁸, WR Jarvis Landry²⁹, DE CAMERON WAKE, DE NDAMUKONG SUH (dnp).
 2017 S RESHAD JONES, WR Jarvis Landry³⁰
 2018 CB XAVIEN HOWARD
 2019 NO SELECTIONS.
 2020 CB XAVIEN HOWARD

ALL CAPS = Starter

¹Replaced injured Ed Newman, ²Replaced injured John Hannah, ³Replaced injured Mark Duper, ⁴Replaced injured Tim Krumrie, ⁵Replaced injured Webster Slaughter, ⁶Replaced Ray Lewis as starter, ⁷Replaced injured Tom Nalen, ⁸Selected as need player, ⁹Replaced injured Patrick Surtain, ¹⁰Replaced Priest Holmes as starter, ¹¹Replaced John Abraham as starter, ¹²Replaced injured Chris McAllister, ¹³Replaced injured Al Wilson as starter, ¹⁴Replaced injured Jason Peters, ¹⁵Replaced Antoine Bethea (Super Bowl), ¹⁶Replaced injured Nate Kaeding, ¹⁷Coaches selection, ¹⁸Replaced Brett Keisel (Super Bowl), ¹⁹Replaced Vince Wilfork (Super Bowl), ²⁰Coaches selection, ²¹Replaced Marshal Yanda (Super Bowl), ²²Replaced injured Vince Wilfork, ²³Replaced injured Mike Iupati, ²⁴Replaced injured Trent Williams, ²⁵Replaced Aqib Talib (Super Bowl), ²⁶Replaced injured Reggie Nelson, ²⁷Replaced injured Antonio Brown, ²⁸Replaced injured LeSean McCoy, ²⁹Replaced injured A.J. Green, ³⁰Replaced injured DeAndre Hopkins.

AFL ALL-STAR GAME

1966	DE Ed Cooke, LB Tom Erlandson, CB Jimmy Warren, S Willie West
1967	LB John Bramlett, WR Jack Clancy, QB Bob Griese, CB Dick Westmoreland
1968	QB Bob Griese, RB Jim Kiick, WR Karl Noonan
1969	George Wilson (coach), LB Nick Buoniconti, C Tom Goode, RB Jim Kiick, G Larry Little, DE Bill Stanfill

NFL ALL-DECADE TEAMS

DECADE	FIRST TEAM	SECOND TEAM
1960s*	LB Nick Buoniconti (1969)	FB Cookie Gilchrist (1966-67) TE Dave Kocourek (1966)
1970s	C Jim Langer (1970-79) G Larry Little (1970-79) HC Don Shula (1970-79) K Garo Yepremian (1970-78)	S Dick Anderson (1970-77) WR Paul Warfield (1970-74)
1980s	C Dwight Stephenson (1980-87)	P Reggie Roby (1983-89)
1990s		T Richmond Webb (1990-99)
2000s		LB Joey Porter (2007-09) DE Jason Taylor (2000-07, 2009) LB Zach Thomas (2000-07)
2010s	RB Frank Gore (2018) DT Ndamukong Suh (2015-17)	

* 1960s represents the AFL All-Decade team

DON SHULA LEADERSHIP AWARD

1989	WR/RB Jim Jensen
1990	LB Hugh Green
1991	LB Cliff Odom
1992	LB Bryan Cox
1993	CB Troy Vincent
1994	WR Irving Fryar
1995	QB Dan Marino
1996	WR Fred Barnett
1997	QB Dan Marino
1998	LB Zach Thomas
1999	LB Zach Thomas
2000	LB Derrick Rodgers
2001	LB Derrick Rodgers
2002	DE Jason Taylor
2003	LB Junior Seau
2004	LB Junior Seau
2005	LB Zach Thomas
2006	DE Jason Taylor
2007	DE Jason Taylor
2008	QB Chad Pennington
2009	S Jeremiah Bell, LB Jason Taylor
2010	LB Karlos Dansby
2011	LB Karlos Dansby
2012	C Mike Pouncey
2013	DE Cameron Wake
2014	DE Cameron Wake
2015	C Mike Pouncey
2016	DE Cameron Wake
2017	DE Cameron Wake
2018	RB Frank Gore
2019	QB Ryan Fitzpatrick
2020	QB Ryan Fitzpatrick

NAT MOORE COMMUNITY SERVICE AWARD

1987	CB Don McNeal
1988	K Fuad Reveiz
1989	LB John Offerdahl
1990	LB John Offerdahl
1991	FB Tony Paige
1992	S Liffort Hobley
1993	LB John Offerdahl
1994	LB Bryan Cox
1995	LB Bryan Cox
1996	QB Dan Marino
1997	S Shawn Wooden
1998	QB Dan Marino
1999	CB Terrell Buckley, CB Ray Hill, S Calvin Jackson, CB Greg Jeffries, S Brock Marion, CB Patrick Surtain, CB Jerry Wilson, S Shawn Wooden
2000	DE Trace Armstrong, DE Jason Taylor, LB Zach Thomas
2001	LB Twan Russell
2002	LB Tommy Hendricks
2003	S Shawn Wooden
2004	CB Sam Madison
2005	WR Wes Welker
2006	S Renaldo Hill
2007	T Vernon Carey, TE Justin Peelle
2008	LB Akin Ayodele
2009	FB Lousaka Polite
2010	FB Lousaka Polite
2011	K Dan Carpenter, P Brandon Fields
2012	P Brandon Fields
2013	LS John Denny, P Brandon Fields
2014	T Jason Fox
2015	S Michael Thomas
2016	WR Kenny Stills
2017	WR Kenny Stills
2018	WR Kenny Stills
2019	DT Davon Godchaux
2020	Social Impact Committee

WINNING EDGE AWARD

2005 Team President Eddie Jones

ED BLOCK COURAGE AWARD

1984	WR Nat Moore
1985	RB Woody Bennett
1986	LB Charles Bowser
1987	T Jon Giesler
1988	S Glenn Blackwood
1989	CB Don McNeal, Special Teams Coach Mike Westhoff
1990	S Liffort Hobley
1991	RB Sammie Smith
1992	LB John Grimsley
1993	LB John Offerdahl
1994	CB Troy Vincent
1995	QB Dan Marino
1996	RB Bernie Parmalee
1997	WR O.J. McDuffie
1998	LB Larry Izzo, Team President Eddie Jones
1999	LB O.J. Brigance
2000	DT Daryl Gardener
2001	LB Scott Galyon
2002	RB Robert Edwards
2003	G Jamie Nails
2004	DE David Bowers
2005	S Jeremiah Bell
2006	LB Zach Thomas
2007	CB André Goodman
2008	RB Ronnie Brown
2009	G Justin Smiley
2010	RB Patrick Cobbs
2011	T Jake Long
2012	DT Tony McDaniel
2013	DT Paul Soliai
2014	WR Brandon Gibson
2015	T Branden Albert
2016	DE Cameron Wake
2017	C Mike Pouncey
2018	QB Ryan Tannehill
2019	WR Albert Wilson
2020	S Bobby McCain

PFWA ALL-ROOKIE TEAM

1974	WR Nat Moore
1975	WR Freddie Solomon, MLB Steve Towle
1976	OLB Larry Gordon*
1977	DE A.J. Duhe, DT Bob Baumhower, OLB Kim Bokamper, S Vern Robinson
1979	C Mark Dennard
1980	QB David Woodley, CB Don McNeal
1981	P Tom Orosz
1983	QB Dan Marino, P Reggie Roby
1986	ILB John Offerdahl
1987	RB Troy Stradford, DE John Bosa
1990	G Keith Sims, T Richmond Webb
1992	OLB Marco Coleman, CB Troy Vincent
1994	DT Tim Bowers, LB Aubrey Beavers
1996	RB Karim Abdul-Jabbar, DT Daryl Gardener, LB Zach Thomas, ST Larry Izzo
1997	DE Jason Taylor
2000	T Todd Wade
2001	WR Chris Chambers
2003	T Wade Smith
2004	KR Wes Welker
2005	RB Ronnie Brown
2007	C Samson Satele, PR Ted Ginn Jr.
2008	T Jake Long, DL Kendall Langford, K Dan Carpenter
2009	CB Vontae Davis
2010	G John Jerry, LB Koa Misi

PFWA ALL-ROOKIE TEAM

2011	C Mike Pouncey
2013	K Caleb Sturgis, ST Don Jones
2014	T Ja'Wuan James, KR Jarvis Landry
2015	P Matt Darr
2016	G Laremy Tunsil
2018	K Jason Sanders
2020	DL Raekwon Davis

* second team (was only awarded in 1976)

NFL MVP

1971	QB Bob Griese, NEA
1984	QB Dan Marino, AP, NEA, Writers

BERT BELL AWARD

1977	QB Bob Griese
1984	QB Dan Marino

(NFL MVP as awarded by Maxwell Club)

AFC PLAYER OF THE YEAR

1971	QB Bob Griese, SN
1972	QB Earl Morrall, SN

COACH OF THE YEAR

NFL

1970	Don Shula, SN, PFW
1971	Don Shula, FN
1972	Don Shula, AP, SN, PFW, FN
2008	Tony Sparano, Writers

AFC

1971	Don Shula, AP, UPI, PFW, Writers
1972	Don Shula, PFW, Writers
1993	Don Shula, FN

EXECUTIVE OF THE YEAR

2008	Bill Parcells, Writers
------	------------------------

NFL MAN OF THE YEAR

1971	Joe Robbie, FN
1982	Don Shula, FN
1985	Dwight Stephenson, NFL
1998	Dan Marino, NFL
2007	Jason Taylor, NFL

NFL OFFENSIVE PLAYER OF THE YEAR

1984	QB Dan Marino, AP
------	-------------------

NFL DEFENSIVE PLAYER OF THE YEAR

1973	S Dick Anderson, AP
1983	DE Doug Betters, AP
2006	DE Jason Taylor, AP, Writers

ROOKIE OF THE YEAR

1977	DE A.J. Duhe, AP, PFW (NFL Defensive), UPI, SN (AFC)
1983	QB Dan Marino, SN
1986	LB John Offerdahl, Old Spice NFL, PFW (NFL Defensive, co-winner)
1987	RB Troy Stradford, AP, NFL Films (Offensive), PFW (NFL Offensive)
1990	T Richmond Webb, UPI (AFC), PFW, SN
1992	DE Marco Coleman, FN (NFL Defensive)

ROOKIE OF THE YEAR

1994	DT Tim Bowens, AP (NFL Defensive), Writers (NFL Defensive)
1996	LB Zach Thomas, Mackey Award (AFC Defensive)
1997	LB Derrick Rodgers, Sports Illustrated (NFL Defensive)
2001	WR Chris Chambers, FN, FD (NFL Offensive)

SUPER BOWL MVP

1972	S Jake Scott (Super Bowl VII)
1973	FB Larry Csonka (Super Bowl VIII)*

* All-Time Silver Anniversary Super Bowl Team

PRO BOWL MVP

1974	K Garo Yepremian
2003	RB Ricky Williams
2011	WR Brandon Marshall

NFL COMEBACK PLAYER OF THE YEAR

1972	QB Earl Morrall, PFW
1979	FB Larry Csonka, PFW
1994	QB Dan Marino, Writers
2008	QB Chad Pennington, AP, Writers

NFL ALUMNI ASSOCIATION AWARDS

1984	Dan Marino, NFL Quarterback of the Year
1985	Dan Marino, NFL Quarterback of the Year Dwight Stephenson, NFL Offensive Lineman of the Year
1986	Dan Marino, NFL Quarterback of the Year
1998	Zach Thomas, NFL Linebacker of the Year
1999	Sam Madison, NFL Defensive Back of the Year Olindo Mare, NFL Special Teams Player of the Year
2002	Patrick Surtain, NFL Defensive Back of the Year Jason Taylor, NFL Pass Rusher of the Year
2005	Jason Taylor, NFL Defensive Lineman of the Year
2006	Jason Taylor, NFL Defensive Lineman of the Year Zach Thomas, NFL Linebacker of the Year
2008	Tony Sparano, NFL Coach of the Year

NFL PLAYERS ASSOCIATION AWARDS

1970	Larry Little, AFC Offensive Lineman of the Year
1971	Bob Griese, AFC Quarterback of the Year Larry Little, AFC Offensive Lineman of the Year Mercury Morris, AFC Kick Returner of the Year Garo Yepremian, AFC Kicker of the Year
1972	Larry Little, AFC Offensive Lineman of the Year Earl Morrall, AFC Quarterback of the Year
1977	A.J. Duhe, AFC Defensive Rookie of the Year Leroy Harris, AFC Offensive Rookie of the Year
1983	Doug Betters, AFC Defensive Lineman of the Year Dwight Stephenson, AFC Offensive Lineman of the Year
1984	Dan Marino, AFC Most Valuable Player Dwight Stephenson, AFC Offensive Lineman of the Year
1985	Dwight Stephenson, AFC Offensive Lineman of the Year
1986	Dan Marino, AFC Most Valuable Player Dwight Stephenson, AFC Offensive Lineman of the Year
1987	Dwight Stephenson, AFC Offensive Lineman of the Year Troy Stradford, AFC Offensive Rookie of the Year

NFL PLAYERS ASSOCIATION AWARDS

1992	Richmond Webb, AFC Offensive Lineman of the Year
	Marco Coleman, AFC Defensive Rookie of the Year
1993	Richmond Webb, AFC Co-Offensive Lineman of the Year
1994	Dan Marino, AFC Most Valuable Player; AFC Comeback Player of the Year
	Richmond Webb, AFC Offensive Lineman of the Year
1996	Zach Thomas, AFC Defensive Rookie of the Year

NFLPA ALAN PAGE COMMUNITY AWARD

1986 WR Nat Moore

DOLPHINS IN THE FLORIDA SPORTS HALL OF FAME

1972	Miami Dolphins, 1972
	S Dick Anderson, 1968-77
	LB Nick Buoniconti, 1969-76
	RB Rick Casares, 1966
	FB Larry Csonka, 1968-74, 1979
	QB Bob Griese, 1967-80
	Chairman of the Board and Managing General Partner Wayne Huizenga, 1990-06
	Head Coach Jimmy Johnson, 1996-99
	QB Bernie Kosar, 1994-96
	G Larry Little, 1969-80
	QB Dan Marino, 1983-99
	QB George Mira, 1971
	WR Nat Moore, 1974-86
	QB Earl Morrall, 1972-76
	Founder Joe Robbie, 1966-89
	Coach Howard Schnellenberger, 1970-72, 1975-79
	Head Coach Don Shula, 1970-95
	WR Freddie Solomon, 1975-77
	DE Jason Taylor, 1997-2007, 2009, 2011
	LB Zach Thomas, 1996-2007
	WR Paul Warfield, 1970-74
	K Garo Yepremian, 1970-78

COLLEGE ALL-STAR GAME, CHICAGO

1966	LB Frank Emanuel, Tennessee
1967	WR Jack Clancy, Michigan; QB Bob Griese, Purdue; T Jim Riley, Oklahoma
1968	TE Jim Cox, Miami (Fla.); RB Larry Csonka, Syracuse (MVP); RB Jim Kiick, Wyoming
1969	DT Bob Heinz, Pacific; DE Bill Stanfill, Georgia
1970	none selected
1971	CB Ron Dickerson, Kansas State
1972	DT Mike Kadish, Notre Dame
1973	Dolphins 14, All-Stars 3
1974	DE Don Reese, Jackson State; RB Benny Malone, Arizona State; CB Jeris White, Hawaii; Game cancelled during players' strike
1975	T Darryl Carlton, Tampa; QB/WR Freddie Solomon, Tampa; RB Stan Winfrey, Arkansas State
1976	LB Kim Bokamper, San Jose State; LB Larry Gordon, Arizona State; WR Duriel Harris, New Mexico State

THIRD DOWN AWARD

1966	S Willie West
1967	C Tom Goode
1968	QB Bob Griese
1969	LB Nick Buoniconti
1970	WR Paul Warfield
1971	FB Larry Csonka

THIRD DOWN AWARD

1972	FB Larry Csonka
1973	LB Nick Buoniconti
1974	QB Bob Griese
1975	QB Bob Griese
1976	WR Nat Moore
1977	WR Nat Moore
1978	RB Delvin Williams
1979	DE Vern Den Herder

(Discontinued in 1980)

NFL'S UNSUNG PLAYER AWARD

1973 DE Manny Fernandez

NFL PLAY OF THE YEAR AWARD

2018	The Miami Miracle (Week 14 vs. New England)
2019	Mountaineer Shot (Week 13 vs. Philadelphia)

DOLPHINS HONOR ROLL

Sept. 16, 1990	Founder Joe Robbie (1966-89)
Nov. 19, 1990	FB Larry Csonka (1968-74, 1979), QB Bob Griese (1967-80), C Jim Langer (1970-79) and WR Paul Warfield (1970-74)
Nov. 18, 1991	LB Nick Buoniconti (1969-76)
Nov. 16, 1992	1972 Undefeated Team
Dec. 13, 1993	G Larry Little (1969-80)
Dec. 12, 1994	C Dwight Stephenson (1980-87)
Dec. 11, 1995	G Bob Kuechenberg (1970-84)
Nov. 25, 1996	Head Coach Don Shula (1970-95)
Dec. 5, 1999	WR Nat Moore (1974-86)
Sept. 17, 2000	QB Dan Marino (1983-99)
Dec. 15, 2003	WR Mark Clayton (1983-92) and Mark Duperr (1982-92)
Dec. 3, 2006	S Dick Anderson (1968-77)
Dec. 25, 2006	T Richmond Webb (1990-2000)
Dec. 14, 2008	DT Bob Baumhower (1977-86) and DE Doug Betters (1978-87)
Nov. 18, 2010	S Jake Scott (1970-75) and DE Bill Stanfill (1969-76)
Dec. 4, 2011	TE Jim Mandich (1970-77)
Oct. 14, 2012	DE/LB Jason Taylor (1997-2007, 2009, 2011) and LB Zach Thomas (1996-2006)
Dec. 14, 2012	Defensive Coordinator Bill Arnsparger (1969-74, 1976-83)
Oct. 31, 2013	LB John Offerdahl (1986-93)
Dec. 21, 2014	DT Manny Fernandez (1968-1975)

DOLPHINS WALK OF FAME

Dec. 4, 2011	LB Nick Buoniconti (1969-76), FB Larry Csonka (1968-74, 1979), QB Bob Griese (1967-80), C Jim Langer (1970-79), G Larry Little (1969-80), QB Dan Marino (1983-99), Founder Joe Robbie (1966-89), Head Coach Don Shula (1970-95), C Dwight Stephenson (1980-87) and WR Paul Warfield (1970-74).
Dec. 16, 2012	DT Tim Bowens (1994-2004), LB A.J. Duhe (1977-84), DT Manny Fernandez (1968-75), WR Nat Moore (1974-86), QB Earl Morrall (1972-76), QB Don Strock (1974-87).
Dec. 29, 2013	DE/LB Kim Bokamper (1977-85), WR O.J. McDuffie (1993-2001), RB Mercury Morris (1969-75), G Keith Sims (1990-97).
Sept. 21, 2014	DE Jeff Cross (1988-96), CB Sam Madison (1997-2005), RB Tony Nathan (1979-87), G Ed Newman (1973-84).

DOLPHINS WALK OF FAME

Dec. 2, 2018 S Dick Anderson (1968-77), WR Mark Clayton (1983-92), WR Mark Duper (1982-92), T Jon Giesler (1979-88), LB John Offerdahl (1986-93), DE/LB Jason Taylor (1997-07, 2009, 2011)

50TH SEASON ALL-TIME TEAM

S Dick Anderson (1968-77)
NT Bob Baumhower (1977-86)
DE Doug Betters (1978-87)
S Glenn Blackwood (1979-87)
DE Kim Bokamper (1977-85)
DT Tim Bowens (1994-2004)
LB Bob Brudzinski (1981-89)
LB Nick Buoniconti (1969-76)
WR Mark Clayton (1983-92)
LB Bryan Cox (1991-95)
FB Larry Csonka (1968-74, 1979)
DE Vern Den Herder (1971-82)
LB A.J. Duhe (1977-84)
WR Mark Duper (1982-92)
T Norm Evans (1966-75)
DT Manny Fernandez (1968-75)
QB Bob Griese (1967-80)
CB Brent Grimes (2013-15)
TE Bruce Hardy (1978-89)
TE Keith Jackson (1992-94)
ST Jim Jensen (1981-92)
RB Jim Kiick (1968-74)
G Bob Kuechenberg (1970-84)
C Jim Langer (1970-79)
G Larry Little (1969-80)
CB Sam Madison (1997-2005)
TE Jim Mandich (1970-77)
QB Dan Marino (1983-99)
WR O.J. McDuffie (1993-2001)
WR Nat Moore (1974-86)
QB Earl Morrall (1972-76)
RB Mercury Morris (1969-75)
RB Tony Nathan (1979-87)
G Ed Newman (1973-84)
LB John Offerdahl (1986-93)
S Louis Oliver (1989-93, 1995-96)
C Mike Pouncey (2011-17)
P Reggie Roby (1983-92)
S Jake Scott (1970-75)
G Keith Sims (1990-97)
DE Bill Stanfill (1969-76)
C Dwight Stephenson (1980-87)
CB Patrick Surtain (1998-04)
DE Jason Taylor (1997-07, 2009, 2011)
LB Zach Thomas (1996-2007)
DE Cameron Wake (2009-17)
WR Paul Warfield (1970-74)
T Richmond Webb (1990-2000)
RB Ricky Williams (2002-03, 05, 07-10)
K Garo Yepremian (1970-78)

(Greatest Game - Miami 38 vs. Chicago 24 on Dec. 2, 1985)

SILVER ANNIVERSARY TEAM

QB Bob Griese (1967-80)
RB Mercury Morris (1969-75)

SILVER ANNIVERSARY TEAM

FB Larry Csonka (1968-74, 1979)
WR Paul Warfield (1970-74)
WR Mark Clayton (1983-92)
TE Bruce Hardy (1978-89)
G Bob Kuechenberg (1970-84)
G Larry Little (1969-80)
T Norm Evans (1966-75)
T Jon Giesler (1979-88)
C Dwight Stephenson (1980-87)
K Garo Yepremian (1970-78)
DE Vern Den Herder (1971-82)
DE Doug Betters (1978-87)
NT Manny Fernandez (1968-75)
LB Bob Brudzinski (1981-89)
LB Larry Gordon (1976-82)
LB John Offerdahl (1986-93)
LB Nick Buoniconti (1969-76)
CB Tim Foley (1970-80)
CB Don McNeal (1980-89)
S Dick Anderson (1968-77)
S Jake Scott (1970-75)
P Reggie Roby (1983-92)

(Greatest Game - San Diego 41 at Miami 38 (OT) on Jan. 2, 1982)

SPORTS ILLUSTRATED SPORTSMAN OF THE YEAR

1993 Head Coach Don Shula

PFWA GEORGE HALAS AWARD

1995 QB Dan Marino
2002 RB Robert Edwards

PFWA "GOOD GUY" AWARD

2001 LB Zach Thomas
2002 T/G Mark Dixon
2003 DT Larry Chester
2004 DE David Bowens
2005 DT Vonnie Holliday/RB Ricky Williams
2006 DE Kevin Carter
2007 CB André Goodman
2008 DE Vonnie Holliday
2009 WR Greg Camarillo
2010 RB Ronnie Brown
2011 S Yermiah Bell
2012 RB Reggie Bush/G Richie Incognito
2013 WR Mike Wallace
2014 DT Jared Odrick
2015 C Mike Pouncey
2016 S Michael Thomas
2017 G/T Jermon Bushrod
2018 S T.J. McDonald
2019 LB Jerome Baker
2020 Ryan Fitzpatrick

PFWA JACK HARRIGAN AWARD

1994 Don Shula

PFWA PAUL "DR. Z" ZIMMERMAN AWARD

2019 Mike Westhoff (1986-2000)
2020 Bill Arnsparger (1970-73, 1976-83)

DOLPHINS ANNUAL PERFORMANCE AWARDS

DAN MARINO MOST VALUABLE PLAYER

1966	RB Joe Auer
1967	QB Bob Griese
1968	QB Bob Griese
1969	LB Nick Buoniconti
1970	QB Bob Griese, WR Paul Warfield
1971	QB Bob Griese
1972	QB Earl Morrall
1973	FB Larry Csonka
1974	QB Bob Griese
1975	C Jim Langer
1976	LB Steve Towle
1977	QB Bob Griese
1978	RB Delvin Williams
1979	FB Larry Csonka
1980	QB David Woodley
1981	RB Tony Nathan
1982	FB Andra Franklin
1983	QB Dan Marino
1984	QB Dan Marino
1985	QB Dan Marino
1986	QB Dan Marino
1987	QB Dan Marino
1988	QB Dan Marino
1989	QB Dan Marino
1990	QB Dan Marino
1991	QB Dan Marino
1992	QB Dan Marino
1993	FB Keith Byars
1994	QB Dan Marino
1995	QB Dan Marino
1996	LB Zach Thomas
1997	WR O.J. McDuffie
1998	WR O.J. McDuffie
1999	CB Sam Madison
2000	DE Jason Taylor
2001	LB Zach Thomas
2002	DE Jason Taylor, RB Ricky Williams
2003	DE Adefunle Ogunleye
2004	DE Jason Taylor
2005	WR Chris Chambers
2006	DE Jason Taylor
2007	Vacant
2008	QB Chad Pennington, LB Joey Porter
2009	RB Ricky Williams
2010	Vacant
2011	QB Matt Moore
2012	DE Cameron Wake
2013	CB Brent Grimes
2014	QB Ryan Tannehill
2015	S Reshad Jones, WR Jarvis Landry
2016	RB Jay Ajayi
2017	DT Ndamukong Suh
2018	CB Xavier Howard
2019	QB Ryan Fitzpatrick
2020	CB Xavier Howard

NEWCOMER OF THE YEAR

(1996-2003)

1996	LB Zach Thomas
1997	DE Jason Taylor
1998	LB Robert Jones
1999	WR Tony Martin
2000	RB Lamar Smith
2001	WR Chris Chambers
2002	RB Ricky Williams
2003	T Wade Smith

OUTSTANDING OFFENSIVE BACK

(1966-95)

1966	RB Joe Auer
1967	QB Bob Griese
1968	WR Karl Noonan
1969	RB Jim Kiick
1970	FB Larry Csonka, RB Jim Kiick
1971	FB Larry Csonka
1972	FB Larry Csonka
1973	FB Larry Csonka
1974	FB Larry Csonka
1975	FB Don Nottingham, FB Norm Bulaich
1976	QB Bob Griese
1977	QB Bob Griese
1978	RB Delvin Williams
1979	FB Larry Csonka
1980	QB David Woodley
1981	RB Tony Nathan
1982	FB Andra Franklin
1983	QB Dan Marino
1984	QB Dan Marino
1985	QB Dan Marino
1986	QB Dan Marino
1987	QB Dan Marino
1988	QB Dan Marino
1989	QB Dan Marino
1990	QB Dan Marino
1991	RB Mark Higgs
1992	QB Dan Marino
1993	FB Keith Byars
1994	QB Dan Marino
1995	RB Bernie Parmalee

OUTSTANDING RECEIVER

(1971-95)

1971	Paul Warfield
1972	Paul Warfield
1973	Paul Warfield
1974	Nat Moore
1975	Nat Moore
1976	Nat Moore
1977	Nat Moore
1978	Nat Moore
1979	Nat Moore
1980	Durriel Harris
1981	Durriel Harris
1982	Durriel Harris
1983	Mark Duper
1984	Mark Clayton
1985	Mark Clayton
1986	Mark Duper
1987	Mark Clayton
1988	Mark Clayton
1989	Mark Clayton
1990	Mark Duper
1991	Mark Clayton
1992	Keith Jackson (TE)
1993	Irving Fryar
1994	Irving Fryar
1995	O.J. McDuffie

OUTSTANDING OFFENSIVE LINEMAN

(1966-95)

1966	C Tom Goode
1967	T Norm Evans
1968	T Norm Evans
1969	C Tom Goode

OUTSTANDING OFFENSIVE LINEMAN

1970	G Larry Little
1971	G Larry Little
1972	G Larry Little
1973	C Jim Langer
1974	C Jim Langer
1975	C Jim Langer
1976	C Jim Langer
1977	C Jim Langer
1978	G Bob Kuechenberg
1979	G Bob Kuechenberg
1980	G Ed Newman
1981	G Ed Newman
1982	C Dwight Stephenson
1983	C Dwight Stephenson
1984	C Dwight Stephenson
1985	C Dwight Stephenson
1986	C Dwight Stephenson
1987	C Dwight Stephenson
1988	T Ronnie Lee
1989	T Jeff Dellenbach
1990	T Richmond Webb
1991	T Richmond Webb
1992	T Richmond Webb
1993	T Richmond Webb
1994	T Richmond Webb
1995	T Richmond Webb

OUTSTANDING DEFENSIVE BACK

(1966-95)

1966	S Willie West
1967	CB Jimmy Warren
1968	CB Jimmy Warren
1969	to linebacker
1970	to linebacker
1971	S Jake Scott
1972	S Dick Anderson
1973	S Dick Anderson
1974	CB Curtis Johnson
1975	CB Curtis Johnson
1976	S Charlie Babb
1977	S Tim Foley
1978	S Tim Foley
1979	S Tim Foley
1980	CB Don McNeal
1981	S Glenn Blackwood
1982	CB Don McNeal
1983	CB William Judson
1984	CB William Judson
1985	CB William Judson
1986	CB William Judson
1987	CB Paul Lankford
1988	S Jarvis Williams
1989	S Jarvis Williams
1990	S Jarvis Williams
1991	S Louis Oliver
1992	S Louis Oliver
1993	CB Troy Vincent
1994	CB Troy Vincent
1995	CB Troy Vincent

OUTSTANDING LINEBACKER

(1969-95)

1969	Ed Weisacosky
1970	Nick Buoniconti
1971	Nick Buoniconti
1972	Nick Buoniconti
1973	Nick Buoniconti
1974	Nick Buoniconti
1975	Bob Matheson
1976	Steve Towle
1977	Steve Towle

OUTSTANDING LINEBACKER

1978	Larry Gordon
1979	Larry Gordon
1980	Kim Bokamper
1981	Earnie Rhone
1982	A.J. Duhe
1983	Bob Brudzinski
1984	Bob Brudzinski
1985	Hugh Green
1986	John Offerdahl
1987	John Offerdahl
1988	John Offerdahl
1989	Barry Krauss
1990	John Offerdahl
1991	Bryan Cox
1992	Bryan Cox
1993	Bryan Cox
1994	Bryan Cox
1995	Bryan Cox

OUTSTANDING DEFENSIVE LINEMAN

(1966-95)

1966	DE Ed Cooke
1967	DT Ray Jacobs
1968	DT Manny Fernandez
1969	DT Manny Fernandez
1970	DT Manny Fernandez
1971	DT Manny Fernandez
1972	DT Manny Fernandez
1973	DT Manny Fernandez
1974	DE Vern Den Herder
1975	DE Vern Den Herder
1976	DE Vern Den Herder
1977	DE A.J. Duhe, DT Bob Baumhower
1978	DE Vern Den Herder
1979	DE Vern Den Herder
1980	DT Bob Baumhower
1981	DT Bob Baumhower
1982	DT Bob Baumhower
1983	DE Doug Betters
1984	DE Doug Betters
1985	DT Mike Charles
1986	DE T.J. Turner
1987	DE John Bosa
1988	DT Brian Sochia
1989	DE Jeff Cross
1990	DE Jeff Cross
1991	DE Jeff Cross
1992	DE Marco Coleman
1993	DE Jeff Cross
1994	DT Tim Bowers
1995	DE Marco Coleman

ROOKIE OF THE YEAR

(1966-95)

1966	LB Frank Emanuel
1967	WR Jack Clancy
1968	RB Jim Kiick
1969	DE Bill Stanfill
1970	S Jake Scott
1971	none
1972	none
1973	none
1974	WR Nat Moore
1975	LB Steve Towle
1976	WR Duriel Harris
1977	CB Norris Thomas
1978	CB Gerald Small
1979	K Uwe von Schamann
1980	QB David Woodley
1981	FB Andra Franklin
1982	LB Charles Bowser

ROOKIE OF THE YEAR

1983	QB Dan Marino
1984	LB Jay Brophy
1985	K Fuad Reveiz
1986	LB John Offerdahl
1987	RB Troy Stradford
1988	S Jarvis Williams
1989	S Louis Oliver
1990	T Richmond Webb
1991	LB Bryan Cox
1992	DE Marco Coleman
1993	RB Terry Kirby
1994	DT Tim Bowers
1995	T Billy Milner

OUTSTANDING SPECIAL TEAMS PLAYER

	(1972-95)
1972	CB Lloyd Mumphord
1973	LB Bruce Bannon
1974	FB Don Nottingham
1975	S Barry Hill
1976	KR Freddie Solomon
1977	G Ed Newman
1978	CB Charles Cornelius, P George Roberts
1979	RB Tony Nathan
1980	S Don Bessillieu
1981	RB Tom Vigorito
1982	K Uwe von Schamann
1983	CB Robert Sowell
1984	P Reggie Roby
1985	TE Bruce Hardy
1986	CB Reyna Thompson
1987	S Liffort Hobley
1988	WR/RB Jim Jensen
1989	K Pete Stoyanovich
1990	CB Kerry Glenn
1991	P Reggie Roby, K Pete Stoyanovich

OUTSTANDING SPECIAL TEAMS PLAYER

1992	K Pete Stoyanovich
1993	WR O.J. McDuffie
1994	CB Sean Hill
1995	CB Sean Hill

TOMMY FITZGERALD AWARD

(outstanding rookie in training camp, 1969-94)

1969	CB Lloyd Mumphord
1970	LB Mike Kolen
1971	WR Otto Stowe
1972	S Charlie Babb
1973	WR Bo Rather
1974	WR Nat Moore
1975	S Barry Hill
1976	LB Larry Gordon
1977	DE A.J. Duhe, DT Bob Baumhower
1978	CB Gerald Small
1979	K Uwe von Schamann
1980	CB Don McNeal
1981	RB Tom Vigorito
1982	LB Charles Bowser
1983	QB Dan Marino
1984	RB Joe Carter
1985	RB Lorenzo Hampton
1986	LB John Offerdahl
1987	RB Troy Stradford
1988	S Jarvis Williams
1989	C Jeff Uhlenhake
1990	T Richmond Webb
1991	LB Bryan Cox
1992	DE Marco Coleman
1993	RB Terry Kirby
1994	DT Tim Bowers

PLAYERS OF THE WEEK AND MONTH

1984

PLAYER OF THE WEEK (4):

QB Dan Marino (Week 1 at Washington) – Offense
QB Dan Marino (Week 5 at St. Louis) – Offense
QB Dan Marino (Week 14 vs. L.A. Raiders) – Offense
WR Mark Clayton (Week 16 vs. Dallas) – Offense

1985

PLAYER OF THE WEEK (3):

QB Dan Marino (Week 4 at Denver) – Offense
QB Dan Marino (Week 14 at Green Bay) – Offense
S Glenn Blackwood (Week 15 vs. Buffalo) – Defense

1986

PLAYER OF THE WEEK (2):

LB John Offerdahl (Week 8 at Indianapolis) – Defense
QB Dan Marino (Week 15 at L.A. Rams) – Offense

PLAYER OF THE MONTH (1):

QB Dan Marino (November) – Offense

1987

PLAYER OF THE WEEK (2):

RB Troy Stradford (Week 11 at Dallas) – Offense
WR Mark Duper (Week 15 vs. Washington) – Offense

1988

PLAYER OF THE WEEK (3):

LB Mark Brown (Week 5 vs. Minnesota) – Defense
QB Dan Marino (Week 7 vs. San Diego) – Offense
QB Dan Marino (Week 15 vs. Cleveland) – Offense

PLAYER OF THE MONTH (1):

QB Dan Marino (October) – Offense

1989

PLAYER OF THE WEEK (3):

QB Dan Marino (Week 2 at New England) – Offense
S Louis Oliver (Week 5 vs. Cleveland) – Defense
QB Dan Marino (Week 10 at N.Y. Jets) – Offense

1990

PLAYER OF THE WEEK (3):

RB Sammie Smith (Week 1 at New England) – Offense
QB Dan Marino (Week 14 vs. Philadelphia) – Offense
QB Dan Marino (AFC First-Round Playoff Game vs. Kansas City) – Offense (NFL)

PLAYER OF THE MONTH (1):

LB John Offerdahl & DE Jeff Cross (October) – Defense

1991

PLAYER OF THE WEEK (1):

QB Dan Marino (Week 15 vs. Cincinnati) – Offense

1992

PLAYER OF THE WEEK (3):

LB Bryan Cox (Week 4 at Seattle) – Defense

S Louis Oliver (Week 5 at Buffalo) – Defense

CB Troy Vincent (AFC Divisional Playoff Game vs. San Diego) – Defense (NFL)

PLAYER OF THE MONTH (1):

LB Bryan Cox (September) – Defense

1993

PLAYER OF THE WEEK (4):

QB Dan Marino (Week 4 at Buffalo) – Offense

QB Scott Mitchell (Week 6 at Cleveland) – Offense

QB Scott Mitchell (Week 9 vs. Kansas City) – Offense

P Dale Hatcher (Week 12 vs. New England) – Special Teams

PLAYER OF THE MONTH (1):

QB Scott Mitchell (October) – Offense

1994

PLAYER OF THE WEEK (5):

QB Dan Marino (Week 1 vs. New England) – Offense

K Pete Stoyanovich (Week 9 at New England) – Special Teams

WR Mark Ingram (Week 13 at N.Y. Jets) – Offense

RB Bernie Parmalee (Week 15 vs. Kansas City) – Offense

QB Dan Marino (AFC First-Round Playoff Game vs. Kansas City) – Offense (NFL)

1995

PLAYER OF THE WEEK (2):

QB Dan Marino (Week 14 vs. Atlanta) – Offense

CB Terrell Buckley (Week 17 at St. Louis) – Defense

1996

PLAYER OF THE WEEK (2):

RB Karim Abdul-Jabbar (Week 1 vs. New England) – Offense

K Joe Nedney (Week 16 vs. Buffalo) – Special Teams

ROOKIE OF THE MONTH (1):

LB Zach Thomas (October) – Defense

1997

PLAYER OF THE WEEK (3):

S Shawn Wooden (Week 1 vs. Indianapolis) – Defense

LB Derrick Rodgers (Week 7 at N.Y. Jets) – Defense

CB Terrell Buckley (Week 15 vs. Detroit) – Defense

1998

PLAYER OF THE WEEK (2):

LB Robert Jones (Week 11 at Carolina) – Defense

QB Dan Marino (Week 16 vs. Denver) – Offense

PLAYER OF THE MONTH (2):

LB Zach Thomas (September) – Defense

LB Robert Jones (December) – Defense

1999

PLAYER OF THE WEEK (9):

QB Dan Marino (Week 1 at Denver) – Offense

CB Sam Madison (Week 2 vs. Arizona) – Defense

QB Dan Marino (Week 5 at Indianapolis) – Offense

CB Sam Madison (Week 6 at New England) – Defense

K Olindo Mare (Week 6 at New England) – Special Teams

1999

PLAYER OF THE WEEK (9):

PR Nate Jacquet (Week 8 at Oakland) – Special Teams

CB Sam Madison (Week 9 vs. Tennessee) – Defense

K Olindo Mare (Week 15 vs. San Diego) – Special Teams

DE Trace Armstrong (AFC First-Round Playoff Game vs. Seattle) – Defense (NFL)

PLAYER OF THE MONTH (1):

K Olindo Mare (October) – Special Teams

2000

PLAYER OF THE WEEK (4):

RB Lamar Smith (Week 1 vs. Seattle) – Offense

S Brian Walker (Week 11 at San Diego) – Defense

RB Lamar Smith (AFC First-Round Playoff Game vs. Indianapolis) – Offense (NFL)

P Matt Turk (AFC First-Round Playoff Game vs. Indianapolis) – Special Teams (NFL)

ROOKIE OF THE MONTH (1):

T Todd Wade (October) – Offense

2001

PLAYER OF THE WEEK (5):

LB Zach Thomas (Week 1 at Tennessee) – Defense

P Matt Turk (Week 4 vs. New England) – Special Teams

P Matt Turk (Week 12 vs. Denver) – Special Teams

S Brock Marion (Week 13 vs. Indianapolis) – Defense

LB Zach Thomas (Week 16 vs. Atlanta) – Defense

PLAYER OF THE MONTH (1):

S Brock Marion (December) – Defense

ROOKIE OF THE MONTH (1):

WR Chris Chambers (November) – Offense

2002

PLAYER OF THE WEEK (5):

DE Jason Taylor (Week 6 at Denver) – Defense

DE Adefawale Ogunleye (Week 11 vs. Baltimore) – Defense

RB Ricky Williams (Week 12 vs. San Diego) – Offense

RB Ricky Williams (Week 14 vs. Chicago) – Offense

DE Jason Taylor (Week 15 vs. Oakland) – Defense

PLAYER OF THE MONTH (2):

DE Jason Taylor (October) – Defense

DE Jason Taylor (November) – Defense

2003

PLAYER OF THE WEEK (3):

DE Adefawale Ogunleye (Week 3 vs. Buffalo) – Defense

DE Jason Taylor (Week 12 vs. Washington) – Defense

QB Jay Fiedler (Week 13 at Dallas) – Offense

PLAYER OF THE MONTH (1):

CB Patrick Surtain (October) – Defense

2004

PLAYER OF THE WEEK (2):

Wes Welker (Week 5 at New England) – Special Teams

DE Jason Taylor (Week 12 at San Francisco) – Defense

2005

PLAYER OF THE WEEK (2):

S Lance Schulters (Week 3 vs. Carolina) – Defense

DE Jason Taylor (Week 12 at Oakland) – Defense

WR Chris Chambers (Week 13 vs. Buffalo) – Offense

LB Zach Thomas (Week 14 at San Diego) – Defense

2006

PLAYER OF THE WEEK (2):

DE Jason Taylor (Week 9 at Chicago) – Defense
DE Jason Taylor (Week 11 vs. Minnesota) – Defense

PLAYER OF THE MONTH (1):

DE Jason Taylor (November) – Defense

2007

PLAYER OF THE WEEK (1):

QB Cleo Lemon (Week 15 vs. Baltimore) – Offense

2008

PLAYER OF THE WEEK (3):

RB Ronnie Brown (Week 3 at New England) – Offense
QB Chad Pennington (Week 8 vs. Buffalo) – Offense
K Dan Carpenter (Week 14 vs. Buffalo at Toronto) – Special Teams

PLAYER OF THE MONTH (2):

LB Joey Porter (October) – Defense
K Dan Carpenter (November) – Special Teams

2009

PLAYER OF THE WEEK (3):

KR Ted Ginn, Jr. (Week 7 at N.Y. Jets) – Special Teams
RB Ricky Williams (Week 11 at Carolina) – Offense
K Dan Carpenter (Week 13 vs. New England) – Special Teams

PLAYER OF THE MONTH (1):

KR Ted Ginn, Jr. (November) – Special Teams

2010

PLAYER OF THE WEEK (2):

K Dan Carpenter (Week 6 at Green Bay) – Special Teams
K Dan Carpenter (Week 8 at Cincinnati) – Special Teams

PLAYER OF THE MONTH (1):

K Dan Carpenter (October) – Special Teams

2011

PLAYER OF THE WEEK (2):

QB Matt Moore (Week 9 at Kansas City) – Offense
RB Reggie Bush (Week 15 at Buffalo) – Offense

2012

PLAYER OF THE WEEK (3):

RB Reggie Bush (Week 2 vs. Oakland) – Offense
DT Randy Starks (Week 5 at Cincinnati) – Defense
DE Oliver Vernon (Week 8 at N.Y. Jets) – Special Teams

PLAYER OF THE MONTH (1):

DE Cameron Wake (October) – Defense

2013

PLAYER OF THE WEEK (3):

DE Cameron Wake (Week 9 vs. Cincinnati) – Defense
DE Olivier Vernon (Week 13 at N.Y. Jets) – Defense
S Michael Thomas (Week 15 vs. New England) – Defense

2014

PLAYER OF THE WEEK (2):

DE Cameron Wake (Week 1 vs. New England) – Defense
S Louis Delmas (Week 8 at Jacksonville) – Defense
CB Brent Grimes (Week 9 vs. San Diego) – Defense

PLAYER OF THE MONTH (1):

Ret. Jarvis Landry (October) – Special Teams

2015

PLAYER OF THE WEEK (3):

Ret. Jarvis Landry (Week 1 at Washington) – Special Teams
DE Cameron Wake (Week 6 at Tennessee) – Defense
QB Ryan Tannehill (Week 7 vs. Houston) – Offense

2016

PLAYER OF THE WEEK (4):

RB Jay Ajayi (Week 6 vs. Pittsburgh) – Offense
RB Jay Ajayi (Week 7 vs. Buffalo) – Offense
QB Matt Moore (Week 15 at N.Y. Jets) – Offense
RB Jay Ajayi (Week 16 at Buffalo) – Offense

2017

PLAYER OF THE WEEK (2):

K Cody Parkey (Week 2 at L.A. Chargers) – Special Teams
CB Xavier Howard (Week 14 vs. New England) – Defense

2018

PLAYER OF THE WEEK (4):

Ret. Jakeem Grant Sr. (Week 1 vs. Tennessee) – Special Teams
WR Albert Wilson (Week 6 vs. Chicago) – Offense
P Matt Haack (Week 9 vs. N.Y. Jets) – Special Teams
CB Xavier Howard (Week 13 vs. Buffalo) – Defense

2019

PLAYER OF THE WEEK (3):

K Jason Sanders (Week 10 at Indianapolis) – Special Teams
K Jason Sanders (Week 13 vs. Philadelphia) – Special Teams
QB Ryan Fitzpatrick (Week 16 vs. Cincinnati) – Offense

PLAYER OF THE MONTH (1):

K Jason Sanders (December) – Special Teams

2020

PLAYER OF THE WEEK (4):

K Jason Sanders (Week 5 at San Francisco) – Special Teams
Ret. Jakeem Grant Sr. (Week 8 vs. L.A. Rams) – Special Teams
LB Kyle Van Noy (Week 13 vs. Cincinnati) – Defense
K Jason Sanders (Week 16 at Las Vegas) – Special Teams

PLAYER OF THE MONTH (2):

K Jason Sanders (October) – Special Teams
K Jason Sanders (November) – Special Teams

LEAGUE LEADERS – INDIVIDUAL

POINTS

YEAR	PLAYER	TOTAL
1971	Garo Yepremian	117
1992	Pete Stoyanovich	124
2020	Jason Sanders (tied, two others)	144

TOTAL TOUCHDOWNS

YEAR	PLAYER	TOTAL
1984	Mark Clayton (tied, Marcus Allen of L.A. Raiders)	18
1997	Karim Abdul-Jabbar	16

RUSHING TOUCHDOWNS

YEAR	PLAYER	TOTAL
1972	Mercury Morris	12
1997	Karim Abdul-Jabbar (tied, Terrell Davis of Denver)	15

RECEIVING TOUCHDOWNS

YEAR	PLAYER	TOTAL
1971	Paul Warfield	11
1977	Nat Moore	12
1984	Mark Clayton	18
1988	Mark Clayton	14

FIELD GOALS

YEAR	PLAYER	TOTAL
1991	Pete Stoyanovich (tied, Chip Lohmiller of Washington)	31
1992	Pete Stoyanovich (tied, Chip Lohmiller of Washington)	30
1999	Olindo Mare	39

RUSHING

YEAR	PLAYER	TOTAL
2002	Ricky Williams	1,853

QUARTERBACK RATING

YEAR	PLAYER	TOTAL
1977	Bob Griese	88.0
1984	Dan Marino	108.9

PASSING YARDS

YEAR	PLAYER	TOTAL
1984	Dan Marino	5,084
1985	Dan Marino	4,137
1986	Dan Marino	4,746
1988	Dan Marino	4,434
1992	Dan Marino	4,116

TOUCHDOWN PASSES

YEAR	PLAYER	TOTAL
1977	Bob Griese	22
1984	Dan Marino	48
1985	Dan Marino	30
1986	Dan Marino	44

PASS COMPLETIONS

YEAR	PLAYER	TOTAL
1984	Dan Marino	362
1985	Dan Marino	336
1986	Dan Marino	378
1988	Dan Marino	354
1992	Dan Marino	330

PASS ATTEMPTS

YEAR	PLAYER	TOTAL
1984	Dan Marino	564
1986	Dan Marino	623
1988	Dan Marino	606
1992	Dan Marino	554

COMPLETION PERCENTAGE

YEAR	PLAYER	TOTAL
1978	Bob Griese	63.0
2008	Chad Pennington	67.4

RECEPTIONS

YEAR	PLAYER	TOTAL
1998	O.J. McDuffie	90
2017	Jarvis Landry	112

GROSS PUNTING

YEAR	PLAYER	TOTAL
1991	Reggie Roby	45.7
1996	John Kidd	46.3
2012	Brandon Fields	50.2

NET PUNTING

YEAR	PLAYER	TOTAL
2005	Donnie Jones	39.3

INTERCEPTIONS

YEAR	PLAYER	TOTAL
1967	Dick Westmoreland	10
1973	Dick Anderson	8
1999	Sam Madison (tied, four others)	7
2018	Xavien Howard (tied, two others)	7
2020	Xavien Howard	10

KICKOFF RETURNS

YEAR	PLAYER	TOTAL
1976	Duriel Harris	32.9
1983	Fulton Walker	26.7

SACKS

YEAR	PLAYER	TOTAL
2002	Jason Taylor	18.5

LEAGUE LEADERS – TEAM

MOST POINTS SCORED

YEAR	TOTAL
1972	385
1984	513
1986	430

FEWEST POINTS ALLOWED

YEAR	TOTAL
1972	171
1973	150
1983	250
1998	265

MOST TOTAL YARDS

YEAR	TOTAL
1972	5036
1984	6936
1994	6078

FEWEST TOTAL YARDS ALLOWED

YEAR	TOTAL
1972	2312
1983	3297

MOST RUSHING YARDS

YEAR	TOTAL
1971	2429
1972	2960

MOST PASSING YARDS

YEAR	TOTAL
1984	5018
1986	4779
1987	3876
1988	4516
1993	4353

FEWEST PASSING YARDS ALLOWED

YEAR	TOTAL
1972	1290
1982	1027
2001	2829


MOST TAKEAWAYS

YEAR	TOTAL
1978	53
2020	29

RECORDS OF DOLPHINS STARTING QBs

PLAYER	YEARS	REGULAR SEASON	PLAYOFFS	TOTAL
Dan Marino	1983-99	147-93-0	8-10	155-103-0
Bob Griese	1967-80	92-56-3	6-5	98-61-3
Ryan Tannehill	2012-18	42-46-0	0-0	42-46-0
Jay Fiedler	2000-04	36-23-0	1-2	37-25-0
David Woodley	1980-83	27-12-1	3-2	30-14-1
Don Strock	1974-87	14-6-0	0-0	14-6-0
Earl Morrall	1972-76	11-1-0	2-0	13-1-0
Chad Henne	2008-10	13-19-0	0-0	13-19-0
Chad Pennington	2008-10	12-8-0	0-1	12-9-0
Gus Frerotte	2005	9-6-0	0-0	9-6-0
Ryan Fitzpatrick	2019-20	9-11-0	0-0	9-11-0
Matt Moore	2011-17	8-9-0	0-1	8-10-0
Tua Tagovailoa	2020	6-3-0	0-0	6-3-0
Jay Cutler	2017	6-8-0	0-0	6-8-0
Damon Huard	1997-2000	5-1-0	0-0	5-1-0
Joey Harrington	2006	5-6-0	0-0	5-6-0
Brian Griese	2003	3-2-0	0-0	3-2-0
Scott Mitchell	1990-93	3-4-0	0-0	3-4-0
A.J. Feeley	2004	3-5-0	0-0	3-5-0
John Stofa	1966-67, 1969-70	2-0-0	0-0	2-0-0
Steve DeBerg	1993	2-2-0	0-0	2-2-0
Brock Osweiler	2018	2-3-0	0-0	2-3-0
Ray Lucas	2001-02	2-4-0	0-0	2-4-0
George Wilson, Jr.	1966	2-5-0	0-0	2-5-0
George Mira	1971	1-0-0	0-0	1-0-0
Craig Erickson	1996-98	1-2-0	0-0	1-2-0
Kyle Mackey	1987	1-2-0	0-0	1-2-0
Daunte Culpepper	2006	1-3-0	0-0	1-3-0
Cleo Lemon	2005-07	1-7-0	0-0	1-7-0
Rick Norton	1966-69	1-10-0	0-0	1-10-0
Tyler Thigpen	2009-10	0-1-0	0-0	0-1-0
Sage Rosenfels	2002-05	0-2-0	0-0	0-2-0
Bernie Kosar	1994-96	0-2-0	0-0	0-2-0
Josh Rosen	2019	0-3-0	0-0	0-3-0
John Beck	2007	0-4-0	0-0	0-4-0
Dick Wood	1966	0-4-0	0-0	0-4-0
Trent Green	2007	0-5-0	0-0	0-5-0

DOLPHINS IN THE HALL OF FAME



DON SHULA

INDUCTED: 1997 // BORN: 1/4/30 // DIED: 5/4/20
COLLEGE: JOHN CARROLL
PLAYER: 1951-57 // ASSISTANT COACH: 1960-62
HEAD COACH: 1963-95 // DOLPHINS HEAD COACH: 1970-95
PRESENTED INTO HALL BY: DAVID AND MIKE SHULA

On July 26, 1997, Don Shula capped an illustrious career when he was inducted into the Pro Football Hall of Fame in Canton, Ohio, following his election into that shrine on Jan. 25, 1997, his first year of eligibility. Shula's unanimous election to the Hall was the ultimate honor in a career full of record-setting accomplishments.

For 25 years, from Jan. 5, 1996 until his death in 2020, Shula served as Vice Chairman of the Miami Dolphins. In total, he spent 50 seasons with the Dolphins, a tenure that started when he was named head coach of the club in 1970. He was enshrined on the Dolphins Honor Roll at Hard Rock Stadium on Nov. 25, 1996, and was inducted in the Dolphins Walk of Fame on Dec. 4, 2011.

Shula's record as head coach of the Dolphins (1970-95) and before that as head coach of the Baltimore Colts (1963-69) is unmatched in National Football League history. In 1995, he concluded his 33rd season as an NFL head coach and his 26th season as head coach of the Dolphins. He owned a career record of 347-173-6 (.665), including a regular season mark of 328-156-6 (.676), and was the winningest coach in NFL history.

On Nov. 14, 1993 in Philadelphia, when the Dolphins defeated the Philadelphia Eagles 19-14, Shula won his 325th career game, moving him past the immortal George Halas (324-151-31) and setting an NFL record for most career victories, a mark once thought to be unreachable. Shula's 328 regular season wins also is an NFL record, surpassing Halas' former NFL mark of 318 regular season victories. Shula, Halas and New England's Bill Belichick are the only NFL coaches to win 300 or more career games, as Shula recorded his 300th career win on Sept. 22, 1991, with a 16-13 triumph over Green Bay in just his 29th year as an NFL head coach, as compared to 36 seasons for Halas to accomplish that feat. Belichick did it in 25 years.

In addition, Shula won Super Bowl titles in 1972 and 1973, one of only six coaches in NFL history to win consecutive Super Bowls. His 1972 team went 17-0, recording the only undefeated season in NFL annals. He was one of only two coaches (along with Belichick) to appear in six or more Super Bowls, and was one of only two coaches (along with Buffalo's Marv Levy) to reach the Super Bowl three straight seasons (1971-73). He also advanced to the Super Bowl with the Dolphins in 1982 and 1984, as well as in 1968 as head coach of the Baltimore Colts.

A remarkable 20 times in 33 seasons, Shula's teams reached the playoffs. His teams won at least 10 games 21 times in those 33 years, and he suffered only two losing seasons (6-8 in 1976 and 6-10 in 1988) in that span. He averaged more than 10 wins per season in his career (347 wins in 33 years as a head coach), and he was the youngest coach to win 100, 200 and 300 games.

During Shula's tenure with the Dolphins, from the time he replaced George Wilson on Feb. 18, 1970 to become the franchise's second-ever head coach through his final season in 1995, his winning percentage of .658 (257-133-2) during that time was the best record in all of professional sports. The Dolphins either won or shared first place in the AFC East 15 times in the 26 years under Shula, and reached the playoffs 16 times. His ultimate achievement was the NFL's only unbeaten, untied record of 17-0 in 1972, capped by a 14-7 win over Washington in Super Bowl VII. He won a second consecutive Super Bowl title in 1973, defeating the Minnesota Vikings 24-7 in Super Bowl VIII, and compiled an overall record of 32-2 in those back-to-back seasons, a two-year mark that has yet to be surpassed.

Before joining the Dolphins, Shula spent seven years (1963-69) as head coach of the Colts. In that span, he compiled a record of 73-26-4 (.728) and advanced to the playoffs four times, including two appearances in the NFL Championship Game, in 1964 and 1968 after 12-2 and 13-1 campaigns, respectively. He became the youngest head coach (33 years old) in the history of the NFL when he was named the Colts' head coach in 1963.

Shula succeeded Weeb Ewbank as head coach in Baltimore after serving three years (1960-62) as defensive coordinator of the Detroit Lions, with the team going 26-13-1 in that period. Shula entered the coaching ranks with an assistant's job at Virginia (1958) and Kentucky (1959) before joining the Lions.

Shula broke into the NFL as the lone rookie on Coach Paul Brown's defending NFL champion Cleveland Browns in 1951. He was involved in the largest trade in modern NFL history, a 15-player deal with Baltimore

in 1953, and Shula played four seasons with the Colts (1953-56) and one season at Washington (1957) at right cornerback. He had 21 career interceptions for 247 yards in seven seasons. In college, he was a running back at John Carroll University in Cleveland, and in 1950 he gained 125 yards when the Blue Streaks upset Syracuse, 21-15.

Shula also contributed to the growth of the NFL off the field by serving from 1975 through 1995 (including the last two years in that span as co-chairman along with George Young of the New York Giants) on the league's influential Competition Committee, which evaluates and recommends changes in playing rules to make the game more open and exciting, and to improve player safety.

In addition to his own election to the Pro Football Hall of Fame, Shula was selected to present five other members for induction into the Hall (Larry Csonka, Bob Griese, Jim Langer, Larry Little and Dwight Stephenson), including two (Csonka and Langer) on the same day. Shula was one of three individuals (along with Al Davis and Edward DeBartolo) to present five or more inductees into the Hall.

On Nov. 20, 2019, Shula was named as a coach on the National Football League's 100th Anniversary All-Time Team.

Shula was further honored on Jan. 31, 2010, when NFL Commissioner Roger Goodell announced the establishment of a new league award – "The Don Shula NFL High School Coach of the Year Award" – which honors high school football coaches that display the integrity, achievement and leadership that Coach Shula exemplified throughout his NFL career. The Don Shula Award winner is recognized at the Super Bowl and receives \$10,000 and his high school football program is awarded \$15,000.

In addition, on that same day the Dolphins unveiled the "Perfect Moment in Time" statue in honor of Coach Shula. The 10-foot sculpture depicts Coach Shula raised upon the shoulders of two players, Nick Buoniconti and Al Jenkins, and captures the perfect moment in time immediately after the Dolphins completed their undefeated season in 1972. The statue adorns the entrance of the Dolphins' corporate headquarters at Hard Rock Stadium, and that office bears the address of "347 Don Shula Drive" to reflect the total number of victories Shula amassed during his career.

Along with his football responsibilities, Shula always gave considerable time, plus financial and emotional support, to many area charities. The Don Shula Foundation, formed primarily to assist breast cancer research, was established as a tribute to his late wife, Dorothy. Shula was also active in the American Cancer Society, March of Dimes, American Red Cross, the United Way and Catholic Charities.

A member of the Class of 1951 at John Carroll, Shula helped fund a \$1 million chair in the University's Department of Philosophy. On Sept. 27, 2003, John Carroll University showed its appreciation for Shula's support of the school by naming its new stadium Don Shula Stadium. Shula also received honorary doctorate degrees from John Carroll, St. Thomas University, the University of Miami and Florida Atlantic University.

Because of his success on the football field and his long-time civic and charitable service, Shula received countless prestigious awards recognizing his contributions, including the 1993 Sports Illustrated Sportsman of the Year Award and the 1994 Horatio Alger Award. In addition, along with Ken Blanchard, in 1995 Shula co-authored "Everyone's A Coach," a highly acclaimed book that outlines the application of their managerial philosophies for business and personal success. Shula personified those business principles himself, serving as an equity partner in two highly successful undertakings, Shula Enterprises, Inc. along with Don Shula's Steakhouse, LLLP.

Shula's oldest son, David, 61, and his wife, Leslie, have three sons, Danny, Christopher and Matthew. David served as the head coach of the Cincinnati Bengals from 1992-96, and when Don Shula's Dolphins played David Shula's Bengals on October 2, 1994 and October 1, 1995, both at Cincinnati's Riverfront Stadium, it marked the only two times in the history of professional sports that a father and son faced each other as head coaches. David currently is an assistant coach at Dartmouth. His son, Chris, is the outside linebackers coach for the Los Angeles Rams, becoming a third-generation Shula to coach in the NFL, following his father and grandfather.

Shula's other son, Mike, 55, currently is in his first season as quarterbacks coach with the Denver Broncos. He spent the previous two seasons (2018-19) as offensive coordinator for the New York Giants. Previously, he spent seven years with the Carolina Panthers as the team's offensive coordinator (2013-17) and quarterbacks coach (2011-12). He joined the Panthers after serving four years as the QB coach of the Jacksonville Jaguars (2007-10). He spent four seasons (2003-06) as the head coach at the University of Alabama and led the Crimson Tide to a Cotton Bowl win and a 10-2 record in 2005. He had rejoined the Dolphins' staff as quarterbacks coach in 2000 after serving the four previous seasons as the offensive coordinator of the Tampa Bay Buccaneers; he also spent the 1991-92 seasons as a coaches' assistant under his father in Miami. Mike and his wife, Shari, have three daughters, Samantha, Brooke and Ryan.

Mike and David Shula presented their father for induction into the Pro Football Hall of Fame in 1997, becoming the first pair ever to present a Hall of Famer for induction.

Shula's oldest daughter, Donna, has five children, Alex, Lindsey, Tyler, and twins Calvin and Carly. Another daughter, Sharon, resides in New York, while youngest daughter, Annie, lives and works in Broward County.

His widow, Mary Anne, serves as Chairman of the Board for Shula Steak Houses, LLLP, and continues to be very active in charitable and community affairs. The couple visited U.S. soldiers stationed in Iraq and Afghanistan as part of a USO tour to raise troop morale. They were married on Oct. 15, 1993.

Shula passed away on May 4, 2020, at the age of 90. The Dolphins organization will honor his memory with a series of events, including a public memorial at Hard Rock Stadium, once it is deemed safe for large-scale events.

DON SHULA'S CAREER RECORD

YEAR	TEAM	W	L	T	PCT.	FINISH
1963	Baltimore	8	6	0	.571	3rd, NFL West Conf.
1964*	Baltimore	12	2	0	.857	1st, NFL West Conf.
1965	Baltimore	10	3	1	.750	T-1st, NFL West Conf.
1966	Baltimore	9	5	0	.643	2nd, NFL West Conf.
1967	Baltimore	11	1	2	.857	T-1st, NFL Coastal
1968*	Baltimore	13	1	0	.929	1st, NFL Coastal
1969	Baltimore	8	5	1	.607	2nd, NFL Coastal
1970	Miami	10	4	0	.714	2nd, AFC East
1971*	Miami	10	3	1	.750	1st, AFC East
1972**	Miami	14	0	0	1.000	1st, AFC East
1973**	Miami	12	2	0	.857	1st, AFC East
1974	Miami	11	3	0	.786	1st, AFC East
1975	Miami	10	4	0	.714	T-1st, AFC East
1976	Miami	6	8	0	.429	3rd, AFC East
1977	Miami	10	4	0	.714	T-1st, AFC East
1978	Miami	11	5	0	.688	T-1st, AFC East
1979	Miami	10	6	0	.625	1st, AFC East
1980	Miami	8	8	0	.500	3rd, AFC East
1981	Miami	11	4	1	.719	1st, AFC East
1982*	Miami	7	2	0	.777	1st, AFC East
1983	Miami	12	4	0	.750	1st, AFC East
1984*	Miami	14	2	0	.875	1st, AFC East
1985	Miami	12	4	0	.750	1st, AFC East
1986	Miami	8	8	0	.500	3rd, AFC East
1987	Miami	8	7	0	.533	T-2nd, AFC East
1988	Miami	6	10	0	.375	5th, AFC East
1989	Miami	8	8	0	.500	T-2nd, AFC East
1990	Miami	12	4	0	.750	2nd, AFC East
1991	Miami	8	8	0	.500	T-2nd, AFC East
1992	Miami	11	5	0	.688	1st, AFC East
1993	Miami	9	7	0	.563	2nd, AFC East
1994	Miami	10	6	0	.625	1st, AFC East
1995	Miami	9	7	0	.563	T-2nd, AFC East

* NFL runner-up

** NFL Champion

	REGULAR SEASON				ALL GAMES			
	W	L	T	PCT.	W	L	T	PCT.
Baltimore Totals	71	23	4	.745	73	26	4	.728
Miami Totals	257	133	2	.658	274	147	2	.650
33-YEAR TOTALS	328	156	6	.676	347	173	6	.665

NFL'S TOP 20 COACHES

(based on career wins)

COACH	YRS	TEAMS	REGULAR SEASON				CAREER			
			W	L	T	PCT.	W	L	T	PCT.
DON SHULA	33	COLTS, DOLPHINS	328	156	6	.676	347	173	6	.665
George Halas	40	Bears	318	148	31	.671	324	151	31	.671
Bill Belichick	27	Browns, Patriots	287	145	0	.664	311	148	0	.678
Tom Landry	29	Cowboys	250	162	6	.605	270	178	6	.601
Andy Reid	23	Eagles, Chiefs	235	132	1	.640	238	145	1	.621
Curly Lambeau	33	Packers, Cardinals, Washington	226	132	22	.623	229	134	22	.623
Chuck Noll	23	Steelers	193	148	1	.563	209	156	1	.572
M. Schottenheimer	21	Browns, Chiefs, Washington, Chargers	200	126	1	.613	205	139	1	.596
Dan Reeves	23	Broncos, Giants, Falcons	190	165	2	.535	201	174	2	.536
Chuck Knox	22	Rams, Bills, Seahawks	186	147	1	.558	193	158	1	.550
Bill Parcells	19	Giants, Patriots, Jets, Cowboys	172	130	1	.569	183	138	1	.570
Tom Coughlin	20	Jaguars, Giants	170	150	0	.531	182	157	0	.537
Mike Shanahan	20	Raiders, Broncos, Washington	170	138	0	.552	178	144	0	.553
Jeff Fisher	22	Oilers/Titans, Rams	173	165	1	.512	178	171	1	.510
Mike Holmgren	17	Packers, Seahawks	161	111	0	.592	174	122	0	.588
Joe Gibbs	16	Washington	154	94	0	.621	171	101	0	.629
Paul Brown	21	Browns, Bengals	166	100	6	.621	170	108	6	.609
Bud Grant	18	Vikings	158	96	5	.620	168	108	5	.607
Bill Cowher	15	Steelers	149	90	1	.623	161	99	1	.619
Pete Carroll	16	Jets, Patriots, Seahawks	145	94	1	.606	156	104	1	.600

DON SHULA'S MILESTONES

Don Shula passed the immortal George Halas to become the winningest coach in NFL history when he registered victory number 325 in Miami's 19-14 win at Philadelphia on Nov. 14, 1993. Shula concluded coaching with a career record of 347-173-6 (.665). On Dec. 25, 1994, in Miami's 27-20 win over Detroit, Shula won the 319th regular season game of his career and broke the NFL record for most regular season coaching wins by Halas (318 wins). Shula owned a 328-156-6 (.676) regular season record. In 1991, Shula joined Halas (324 wins) as the only NFL coaches with 300 or more career wins. Shula accomplished his milestone 300th career win with a 16-13 triumph over the Green Bay Packers on Sept. 22, 1991. Shula won the 300th regular-season game of his coaching career with a 16-13 overtime win at New England on Dec. 27, 1992.

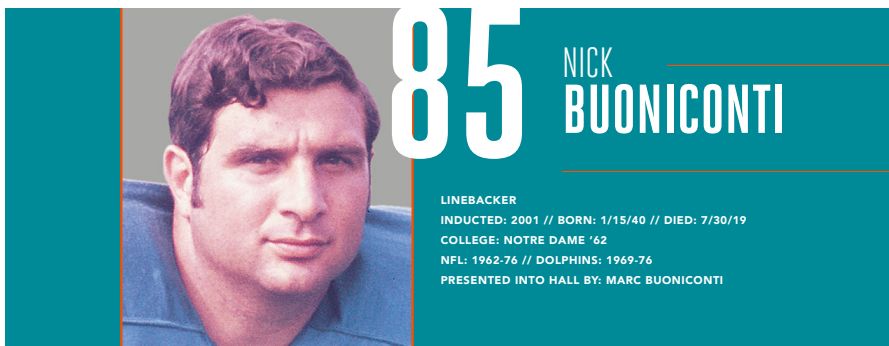
Shula added another historic career milestone in Miami's 30-7 win over the Buffalo Bills on Sept. 16, 1990, as he recorded his 200th regular season victory since joining the Dolphins in 1970. Shula joined Hall of Fame coaches Curly Lambeau (Green Bay), George Halas (Chicago) and Tom Landry (Dallas) as the only NFL coaches to earn 200 or more regular season wins with one NFL club.

CAREER NFL WINS				
CAREER WIN NO.	OPPONENT	SCORE	DATE	OPPOSING HEAD COACH
1	at San Francisco	20-14	9/22/63	Red Hickey
50	New Orleans	30-10	12/10/67	Tom Fears
100	San Diego	24-10	10/15/72	Harland Svare
150	N.Y. Jets	16-0	9/26/76	Lou Holtz
200	at New England	30-27 (OT)	11/8/81	Ron Erhardt
250	at Buffalo	23-14	11/24/85	Hank Bullough
300	Green Bay	16-13	9/22/91	Lindy Infante
324	Kansas City	30-10	10/31/93	Marty Schottenheimer
325	at Philadelphia	19-14	11/14/93	Rich Kotite
347	at St. Louis	41-22	12/24/95	Rich Brooks

REGULAR-SEASON NFL WINS				
REGULAR SEASON WIN NO.	OPPONENT	SCORE	DATE	OPPOSING HEAD COACH
1	at San Francisco	20-14	9/22/63	Red Hickey
50	New Orleans	30-10	12/10/67	Tom Fears
100	New England	52-0	11/12/72	Phil Bengtson
150	at N.Y. Jets	14-10	11/6/77	Walt Michaels
200	Buffalo	27-10	12/27/82	Chuck Knox
250	Pittsburgh	35-24	11/1/87	Chuck Noll
300	at New England	16-13(OT)	12/27/92	Dick MacPherson
318	Kansas City	45-28	12/12/94	Marty Schottenheimer
319	Detroit	27-20	12/25/94	Wayne Fontes
328	at St. Louis	41-22	12/24/95	Rich Brooks

REGULAR-SEASON WINS WITH DOLPHINS				
REGULAR SEASON WIN NO.	OPPONENT	SCORE	DATE	OPPOSING HEAD COACH
1	at Houston	20-10	9/27/70	Wally Lemm
50	Kansas City	9-3	10/20/74	Hank Stram
100	Green Bay	27-7	10/28/79	Bart Starr
150	at New England	44-24	10/21/84	Ron Meyer
200	Buffalo	30-7	9/16/90	Marv Levy
250	at New England	20-3	9/10/95	Bill Parcells

REGULAR-SEASON GAMES AS NFL COACH				
REGULAR SEASON GAME NO.	OPPONENT	SCORE	DATE	OPPOSING HEAD COACH
1	N.Y. Giants	28-37	9/15/63	Allie Sherman
50	Washington	37-10	11/6/66	Otto Graham
100	at Houston	20-10	9/27/70	Wally Lemm
150	Kansas City	9-3	10/20/74	Hank Stram
200	Buffalo	31-14	12/17/77	Jim Ringo
250	Pittsburgh	30-10	9/10/81	Chuck Noll
300	at San Diego	28-34	11/18/84	Don Coryell
350	at Philadelphia	28-10	12/13/87	Buddy Ryan
400	New England	17-10	10/18/90	Rod Rust
450	at N.Y. Jets	10-27	11/7/93	Bruce Coslett



LINEBACKER
 INDUCTED: 2001 // BORN: 1/15/40 // DIED: 7/30/19
 COLLEGE: NOTRE DAME '62
 NFL: 1962-76 // DOLPHINS: 1969-76
 PRESENTED INTO HALL BY: MARC BUONICONTI

Elected to the Pro Football Hall of Fame in 2001 after being named for the first time that year as a nominee from the pre-1976 era by the Hall's Seniors Committee ... Until Jason Taylor was elected in 2017, Buoniconti was the only member of the Dolphins defense to be elected to the Hall of Fame ... Selected in the 13th round (102nd player overall) in 1962 AFL Draft by the Boston Patriots ... Played with the Patriots from 1962-69 ... Traded to the Dolphins on March 24, 1969 ... Played with the Dolphins from 1969-74 and 1976 ... Played in 183 games over 14 seasons ... Recorded 32 career interceptions ...

DOLPHINS: Driving force of Dolphins famed "No Name Defense" ... Inspired teammates with outstanding play and fiery leadership ... During seven seasons with Dolphins, team made three consecutive Super Bowl appearances (Super Bowls VI, VII, VIII), winning two ... Led team in tackles each season from 1969-73 ... Played 1971 season with right wrist in cast and set team record with 96 unassisted tackles ... Blocked a field goal attempt by the Kansas City Chiefs in overtime to extend the NFL's longest-game into a second overtime in a 1971 playoff game the Dolphins won 27-24 ... Stopped fourth-down play at 9-yard line in 1971 AFC Championship Game to protect 7-0 halftime lead on way to 21-0 triumph over Baltimore ... Recorded an interception in final two minutes in AFC Championship Game in Pittsburgh to advance the Dolphins to Super Bowl VII ... Posted key interception in Super Bowl VII to preserve the NFL's only perfect season ... Recorded eight career regular season interceptions ... Scored his only touchdown on a 13-yard fumble recovery Sept. 30, 1973 against New England ...

PATRIOTS: Member of the New England Patriots Hall of Fame ... Key contributor to the Patriots first championship game appearance in the 1963 AFL Championship ... Leading vote-getter on the 1966 AFL All-Star team ... Recorded 24 interceptions with Patriots ... title ... Played in five AFL All-Star games with Patriots ... Ranks seventh in Patriots history for career interceptions, 24 ... Had three interceptions in a game vs. Buffalo on Oct. 20, 1968 ...

AFL/NFL HONORS: Voted to All-Time AFL Team in 1969 ... Named to the All-AFL 10 Year Anniversary Team in 1971 ... Voted first team All-AFL during the 1964-67 and 1869 seasons, second-team All-AFL in 1962-63 and 1968 and second-team All-NFL from 1972-73 ...

AFL ALL-STAR/PRO BOWLS: Named to the AFL All-Star Team six times (1963-1967, 1969) and to the Pro Bowl two times (1972-73) ...

DOLPHINS HONORS: Member of the Dolphins' 25th and 50th Season anniversary teams ... Enshrined on the Dolphins Honor Roll at Hard Rock Stadium on Nov. 18, 1991 ... Charter inductee in the Dolphins' Walk of Fame on Dec. 4, 2011 ... Honored as the team's Most Valuable Player in 1969.

PERSONAL

Attended Cathedral High School in Springfield, Mass ... A plaque honoring him as a "Hometown Hall of Famer" was unveiled in 2012 at the school... Graduated from Notre Dame ... Earned a J.D. degree from Suffolk University Law School during his years with the Patriots ... Was a practicing attorney for a short time ... As a player agent, he represented some 30 professional athletes, including baseball players Bucky Dent and Andre Dawson ... Was also president of the United States Tobacco Company during the late 1970s and early 1980s ... In 1985, his son, Marc, suffered a spinal cord injury making a tackle for The Citadel, rendering him a quadriplegic and Nick became the public face of the group that founded the Miami Project to Cure Paralysis, now one of the world's leading neurological research centers ... Appeared in one of the Miller Lite "Do you know me?" TV ads, in which he talked about the No-Name Defense ... Co-hosted the HBO series "Inside the NFL" until 2001 ... A member of the National Italian American Sports Hall of Fame ... Full name is Nicholas Anthony Buoniconti, born Dec. 15, 1940 in Springfield ... Passed away on July 30, 2019 and was honored with a helmet sticker that featured his initials.



NICK BUONICONTI'S CAREER STATISTICS

YEAR	TEAM	GP	TACK	ASST	TOTAL	FR	INT	YDS	AVG.	TD
1962	BOSTON	14	NA	NA	NA	NA	2	3	1.5	0
1963	BOSTON	14	NA	NA	NA	NA	3	42	14.0	0
1964	BOSTON	14	NA	NA	NA	NA	5	75	15.0	0
1965	BOSTON	14	NA	NA	NA	NA	3	31	10.3	0
1966	BOSTON	14	NA	NA	NA	NA	4	43	10.8	0
1967	BOSTON	13	NA	NA	NA	NA	4	7	1.8	0
1968	BOSTON	8	NA	NA	NA	NA	3	22	7.3	0
1969	MIAMI	13	79	35	114	1	3	27	9.0	0
1970	MIAMI	14	96	49	145	0	0	0	0.0	0
1971	MIAMI	14	86	40	126	0	1	16	16.0	0
1972	MIAMI	14	72	74	146	0	2	17	8.5	0
1973	MIAMI	13	91	71	162	2	0	0	0.0	0
1974	MIAMI	13	51	49	100	0	2	29	14.5	0
1975	MIAMI									
1976	MIAMI	11	32	38	70	0	0	0	0.0	0
1977	MIAMI									
15-YEAR TOTALS		183	NA	NA	NA	3	32	312	9.8	0
MIAMI TOTALS		92	507	356	863	3	8	89	11.1	0


ADDITIONAL STATS

Sacks: 2 in 1969, 1 in 1971, 1 in 1972, 1 in 1973, 1 in 1976

Touchdowns: 1 fumble recovery in 1973

Kickoff Returns: 1 for 8 yards in 1962

Blocked Kicks: 1 PAT in 1976



39

LARRY CSONKA

FULLBACK
INDUCTED: 1987 // BORN: 12/25/46 // COLLEGE: SYRACUSE '68
NFL: 1968-74, 1976-79 // DOLPHINS: 1968-74, 1979
PRESENTED INTO HALL BY: DON SHULA

Elected to the Pro Football Hall of Fame in 1987 in his second year of eligibility ... Originally drafted in the first round out of Syracuse in 1968 ... Played his first seven seasons with the Dolphins (1968-74) ... Played one year with the Memphis Southmen of the World Football League (1975), three seasons with the N.Y. Giants (1976-78) and closed his NFL career back in Miami for the 1979 season ... Career rushing totals in the NFL when he retired following the 1979 season were: 1,891 carries for 8,081 yards (4.3 avg.) and 64 touchdowns ... At the time of his retirement, he ranked No. 5 in NFL history for most total rushing attempts and sixth for most career rushing yards and rushing touchdowns ... Added 106 catches for 820 yards and four TDs ...

MIAMI: Ranks as the Dolphins' all-time leading rusher with 1,506 carries for 6,737 yards (4.5 avg.) and 53 touchdowns ... Added 91 catches for 688 yards and four TDs ... Put together three consecutive 1,000-yard seasons (1971-73) as Miami advanced to the Super Bowl each year ... Among the NFL's top 10 ranked players in rushing yards four times, in rushing touchdowns five times, total touchdowns three times and yards from the line of scrimmage once ...

N.Y. GIANTS: In three seasons with Giants, rushed 385 times for 1,344 yards (3.5 avg.) and 11 touchdowns ... Added 15 receptions for 132 yards ...

SUPER BOWLS: Shined in his three Super Bowls appearances, averaging 6.3 yards a carry and going over 100 yards rushing in two of them ... Rushed for 112 yards on 15 carries in Super Bowl VII against Washington to cap the NFL's only perfect season ... Named the MVP of Super Bowl VIII after carrying 33 times for 145 yards (4.4 avg.) and two touchdowns as the Dolphins steamrolled the Minnesota Vikings, 24-7, for their second straight NFL title ... Was the first (and currently one of three) running back to gain 100-plus rushing yards in consecutive Super Bowls ... His total of 297 rushing yards is the second-most in the history of the Super Bowl, behind only Franco Harris (354 yards) ... Named as a running back on the Super Bowl Silver Anniversary all-time team ...

NFL HONORS: Named NFL Comeback Player of the Year in 1979 ... Voted first team All-NFL during the 1971-73 seasons, second-team All-NFL in 1972-73 and all-AFC from 1970-73 ... Named the 10th toughest football player of all time in the 1996 NFL Films production The NFL's 100 Toughest Players ... Voted Super Athlete of the Year by the Professional Football Writers Association in 1973 ...

PRO BOWLS: Named to the Pro Bowl five times (1970-74) ...

DOLPHINS HONORS: His number 39 was retired by the team during halftime ceremonies on Dec. 9, 2002, becoming the third Dolphin to have his number retired ... Member of the Dolphins' Silver and 50th Season anniversary teams ... Enshrined on the Dolphins Honor Roll at Hard Rock Stadium on Nov. 19, 1990 ... Charter inductee in the Dolphins' Walk of Fame on Dec. 4, 2011 ... Winner of team's MVP award in 1973 and '79.


PERSONAL

Attended Stow (Ohio) High School ... Inducted into the College Football Hall of Fame in 1989 after starring at Syracuse ... Nominated for an Obie Award in 1972 as he starred in the critically well received off-Broadway play of "Larry Csonka and the Chocolate Factory" ... Became a motivational speaker and has hosted several hunting and fishing shows for the NBC Sports Network (formerly OLN and Versus) in his retirement ... Had a role in the 1970s medical drama "Emergency!" ... Played the part of Commander Delaney in the 1976 movie "Midway" ... Worked for the United States Football League (USFL) Jacksonville Bulls in the mid-1980s, first as director of scouting and then as general manager ... Color analyst for NFL games on NBC in 1988, and an analyst on the syndicated show American Gladiators from 1990-93 ... Producer and co-host of "Napa's North to Alaska" from 1998-2013, "Csonka Outdoors" from 1998-2005 on ESPN2 and OLN ... Full name is Larry Richard Csonka, born Dec. 25, 1946 in Stow, Ohio.

LARRY CSOKA'S CAREER STATISTICS

YEAR	TEAM	G-S	ATT.	RUSHING				RECEIVING			
				YDS.	AVG.	LG	TD	NO.	YDS.	LG	TD
1968	MIAMI	11-11	138	540	3.9	40	6	11	118	65	1
1969	MIAMI	11-11	131	566	4.3	54t	2	21	183	42	1
1970	MIAMI	14-14	193	874	4.5	53	6	11	94	54	0
1971	MIAMI	14-14	195	1051	5.4	28	7	13	113	25	1
1972	MIAMI	14-14	213	1117	5.2	45	6	5	48	14	0
1973	MIAMI	14-14	219	1003	4.6	25	5	7	22	9	0
1974	MIAMI	12-12	197	749	3.8	24	9	7	35	11	0
1975	MEMPHIS*	7-NA	99	421	4.3	-	1	5	54	-	1
1976	N.Y. GIANTS	12-12	160	569	3.6	13	4	6	39	14	0
1977	N.Y. GIANTS	14-14	134	464	3.5	15	1	2	20	12	0
1978	N.Y. GIANTS	14-13	91	311	3.4	12	6	7	73	23	0
1979	MIAMI	16-16	220	837	3.8	22	12	16	75	18	1
MIAMI TOTALS		106-106	1506	6737	4.5	54t	53	91	688	65	4
GIANTS TOTALS		40-39	385	1344	3.5	15	11	15	132	23	0
NFL TOTALS		146-145	1891	8081	4.3	54t	64	106	820	65	4
PLAYOFFS		12-12	225	891	4.0	49	9	4	26	16	1

* stats with WFL Memphis not included in career totals



12

BOB GRIESE

QUARTERBACK

INDUCTED: 1990 // BORN: 2/3/45 // COLLEGE: PURDUE '67

NFL: 1967-80 // DOLPHINS: 1967-80

PRESENTED INTO HALL BY: DON SHULA

Elected to the Pro Football Hall of Fame in 1990 in his sixth year of eligibility after having been a finalist on five occasions ... Originally a first-round draft pick (4th overall) by the Dolphins in 1967... Played with the Dolphins from 1967-80 ... Announced his retirement on June 25, 1981 ...

DOLPHINS: Played in 161 regular season games with 151 starting assignments ... Completed 1,926 of 3,429 attempts (56.2 percent) for 25,092 yards with 192 touchdowns and 172 interceptions for a 77.1 quarterback rating ... Added 261 carries for 994 yards (3.8 avg.) and 7 touchdowns ... Also played in 12 playoff games with 11 starts ... Completed 112 of 208 attempts (53.8 pct.) for 1,467 with 10 touchdowns and 12 interceptions for a 68.3 rating ... Added 13 carries for 84 yards (5.8 avg.) ... Including playoffs, he had a .681 winning percentage (88-41-1) under Coach Don Shula ... Became the 14th passer in the NFL's 25,000-yard club in 1980 ... On the same day he reached that milestone, he suffered a shoulder injury which

ultimately forced his retirement ... Led the NFL in quarterback rating (88.0) and touchdown passes (22) in 1977 and completion percentage (63.0) in 1978 ... Was a key ingredient of the Dolphins' three consecutive Super Bowl appearances (1971-73) and back-to-back championship teams of 1972 and '73 ... One of only three quarterbacks (also Jim Kelly and Tom Brady) to appear in three-or-more-consecutive Super Bowls ...

NFL HONORS: Named NFL MVP in 1977 ... Voted first team All-NFL during the 1971 and 1977 seasons and all-AFC from 1970-71, 1973 and 1977 ... Named AFC Quarterback of the Year in 1971 by the NFLPA ...

DOLPHINS HONORS: His No. 12 jersey became the first in Dolphins history to be retired, on May 6, 1982 ... Member of the Dolphins' 50th Season anniversary team ... Enshrined on the Dolphins Honor Roll at Hard Rock Stadium on Nov. 19, 1990 ... Charter inductee in the Dolphins' Walk of Fame on Dec. 4, 2011 ... Was a six-time winner of the team's MVP Award (1967-68, 1970-1, 1974 and 1977) ...


PRO BOWL: Named to the Pro Bowl six times (1970-71, 1973-1974 and 1977-78), including two times as a starter (1971, 1977) ...

PERSONAL

Attended Rex Mundi High School in Evansville, Ind ... Starred as a pitcher for his American Legion baseball team, Funkhouser Post #8 of Evansville and led them to the American League Baseball World Series in 1963 ... In 1982 Griese decided to take a job as an announcer for NBC Sports, teaming with Charlie Jones for NFL games, including Super Bowl XX ... Hired by ABC Sports in 1987, where he began to provide color commentary for college football games, including the 1999, 2001 and 2005 BCS National Championship games ... Served as the lead commentator for ESPN's noon college football broadcasts during the 2009-10 seasons ... Made an appearance on the game show, Wheel of Fortune in 2006 and won the \$100,000 grand prize and donated a \$114,310 total winnings to Judi's House ... Received the Golden Plate Award of the American Academy of Achievement in 1975 ... A street next to his high school stadium in Evansville, Indiana, was re-named "Bob Griese Pass" in his honor on June 16, 2015 ... Full name is Robert Allen Griese born February 3, 1945, in Evansville, Ind.

BOB GRIESE'S CAREER STATISTICS

YEAR	TEAM	G-S	ATT.	COMP.	YDS.	PCT.	TD	INT.	LG	SCK/YDS
1967	MIAMI	12-10	331	166	2005	50.2	15	18	68t	25/240
1968	MIAMI	13-13	355	186	2473	52.4	21	16	50t	43/372
1969	MIAMI	9-9	252	121	1695	48.0	10	16	53t	33/289
1970	MIAMI	14-14	245	142	2019	58.0	12	17	54t	31/282
1971	MIAMI	14-13	263	145	2089	55.1	19	9	86t	23/248
1972	MIAMI	6-5	97	53	638	54.6	4	4	39	7/45
1973	MIAMI	13-13	218	116	1422	53.2	17	8	46	11/75
1974	MIAMI	13-13	253	152	1968	60.1	16	15	54	27/202
1975	MIAMI	10-10	191	118	1693	61.8	14	13	79t	16/131
1976	MIAMI	13-13	272	162	2097	59.6	11	12	47t	30/266
1977	MIAMI	14-14	307	180	2252	58.6	22	13	73t	36/303
1978	MIAMI	11-9	235	148	1791	63.0	11	11	63t	18/165
1979	MIAMI	14-12	310	176	2160	56.8	14	16	51	26/223
1980	MIAMI	5-3	100	61	790	61.0	6	4	54	9/89
TOTALS		161-151	3429	1926	25092	56.2	192	172	86t	335/2930
PLAYOFFS		12-11	208	112	1467	53.8	10	12	75t	15/152



62

JIM LANGER

CENTER
INDUCTED: 1987 // **BORN:** 5/16/48 // **DIED:** 8/29/19
COLLEGE: SOUTH DAKOTA STATE '70
NFL: 1970-81 // **DOLPHINS:** 1970-79
PRESENTED INTO HALL BY: DON SHULA

Elected to the Pro Football Hall of Fame in 1987 in his first year of eligibility ... Signed as an undrafted free agent by Cleveland but was released on the final cut ... Picked up on waivers by the Dolphins prior to the 1970 season ... Played with the Dolphins from 1970-79 ... Traded to the Minnesota Vikings in 1980, where he played for two seasons (1980-81) ...

DOLPHINS: Spent most of his 1970 rookie season on the taxi squad, playing in the final five games ... Served as a backup at center in 1971 ... Saw action at four different line positions in a game against Chicago on Nov.

29, 1971 ... Won the starting center job in 1972, which he would hold until sidelined with a knee injury in 1979 ... Holds the distinction of having played every offensive down in the Dolphins' perfect 1972 season ... Played in 128 straight games from 1970-79 ... Also made 109 consecutive starts from 1972-79 ... Anchored the offensive line which helped set a then-NFL record with 2,960 rushing yards during the Dolphins' "perfect season" in 1972 ... Anchored line which led the NFL during the 1970s at 2,372 rushing yards per season ...

NFL HONORS: Named as the starting center on the NFL's 1970s All-Decade Team ... Voted first team All-NFL during the 1973-77 seasons, second-team All-NFL in 1973, 1976 and 1979 and all-AFC from 1973-77 ...


PRO BOWLS: Named to the Pro Bowl six times (1973-78) ... His five consecutive Pro Bowl starts (1973-77) is longest streak in team history ...

DOLPHINS HONORS: Member of the Dolphins' 50th Season anniversary team ... Enshrined on the Dolphins Honor Roll at Hard Rock Stadium on Nov. 19, 1990 ... Charter inductee in the Dolphins' Walk of Fame on Dec. 4, 2011 ... Voted the team's Most Valuable Player by South Florida media in 1975, the only offensive lineman in team history to win the award.



PERSONAL

Attended Royalton (Minn.) High School ... Played collegiately at South Dakota State ... Snapped football right-handed although he was southpaw who relied on his knuckleball in posting a 13-1 pitching record in college at South Dakota State ... Worked in the WJON AM 1240 radio station as a broadcaster in the 1980s ... Handled the color commentator duties for the football broadcasts of St. Cloud State University ... The Jim Langer Award is presented to the nation's top NCAA Division II lineman each year in his honor ... In 2016, the football field of Royalton High School was named after Langer ... His wife, Lynda, was watching Dolphins defeat Oakland at Orange Bowl when she was rushed to hospital to deliver fourth child ... Full name is James John Langer, born May 16, 1948, in Little Falls, Minn ... Passed away on Aug. 29, 2019 and was honored with a helmet sticker that featured his initials.



66

LARRY LITTLE

GUARD

INDUCTED: 1993 // BORN: 11/2/45 // COLLEGE: BETHUNE COOKMAN '67

NFL: 1969-80 // DOLPHINS: 1969-80

PRESENTED INTO HALL BY: DON SHULA

Elected to the Pro Football Hall of Fame in 1993 in his eighth year of eligibility after having been a finalist on three occasions ... Entered the NFL as an undrafted free agent with the San Diego Chargers for a \$750 bonus in 1967 ... Traded to the Dolphins on July 2, 1969, in exchange for Miami cornerback Mack Lamb, a former high school teammate ... Played with the Dolphins from 1969-80 ...

DOLPHINS: Played in 158 regular season games with 152 starting assignments ... also started 12 playoff games ... Was a key ingredient of the Dolphins' back-to-back Super Bowl championship teams of 1972 and '73 ... Anchored the offensive line which helped set a then-NFL record with 2,960 rushing yards during the Dolphins' "perfect season" in 1972 ... Anchored line which led the NFL during the 1970s at 2,372 rushing yards per season ...

NFL HONORS: Named as a starting guard on the NFL's 1970s All-Decade Team ... Voted first team All-NFL during the 1971-75 and 1977 seasons, second-team All-NFL in 1975 and 1977-78 and all-AFC from 1971-75 ... First player in league history to be named as AFC Offensive Lineman of the Year three straight seasons (1970-72) by the NFL Players' Association ... Named by the National 1,000-Yard Club as the league's Outstanding Blocker for the '72 campaign ... Ranked number 79 on The Sporting News' list of the 100 Greatest Football players.

PRO BOWLS: Named to the Pro Bowl four times (1971-74) ... Also named to the AFL All-Star team in 1969 ...

DOLPHINS HONORS: Member of the Dolphins' 25th and 50th Season anniversary teams ... Enshrined on the Dolphins Honor Roll at Hard Rock Stadium on Dec. 13, 1994 ... Charter inductee in the Dolphins' Walk of Fame on Dec. 4, 2011.

Attended Booker T. Washington High School ... Named to the Florida High School Association All-Century Team in 2007 which selected the Top 33 players in the 100-year history of high school football in the state of Florida's history ... Served as head football coach of his alma mater, Bethune-Cookman from 1983-91, and as head coach at North Carolina Central University from 1993-98 ... Also served as head coach of the Ohio Glory of the World League of American Football (which eventually became NFL Europe) ... Teammates called him "Chicken" after his favorite food ... Launched Gold Coast Summer Camp for underprivileged kids in 1970, begun on South Miami Beach with tents and cots and eventually grew to provide recreation for 300 youngsters in free two-week program every June at Florida Memorial College ... Younger brother, David Little, was a linebacker for the Pittsburgh Steelers ... Full name is Lawrence Chatmon Little, born Nov. 2, 1945 in Groveland, Ga.



QUARTERBACK

INDUCTED: 2005 // BORN: 9/15/61 // COLLEGE: PITTSBURGH '83

NFL: 1983-99 // DOLPHINS: 1983-99

PRESENTED INTO HALL BY: DANIEL MARINO

Elected to the Pro Football Hall of Fame on Feb. 5, 2005 and enshrined on Aug. 7, 2005 ... Announced his retirement on March 13, 2000 ... Marino ranks among the NFL's all-time top ranked passers ... In his 17-year career, Marino played in 242 games (240 starts) and he was 4,967-of-8,358 (59.4 percent) for 61,361 yards, 420 touchdowns and 252 interceptions for an 86.4 passing efficiency rating, which ranked fourth among the all-time passing leaders when he retired ... At the time of his retirement, Marino held 25 regular season NFL records and was tied for five others ... He also held 38 regular season Dolphins records (50, including playoffs) and was tied for six others (eight, including playoffs) ... Currently, Marino holds 23 Dolphins regular season team records (35 overall, including playoffs) and is tied for two others (three, including playoffs) ...

AMONG NFL LEADERS: With a career passing efficiency of 86.4, Marino ranked No. 4 on the all-time list of passers at the time of his retirement ... With 147 career wins, Marino also is among the winningest quarterbacks in NFL regular season history, ranking No. 7 in all time regular-season victories as a starter ... In his career, with 8,358 attempts, Marino ranks fifth in NFL history in pass attempts ... With 4,967 pass completions, Marino ranks seventh in NFL history in completions ... With 61,361 yards passing, Marino ranks sixth in NFL history in total yards passing ... With 420 touchdown passes, Marino ranks sixth in NFL history in touchdown passes ... He broke Fran Tarkenton's NFL records in all four categories ...

YARDAGE: Marino's 61,361 yards passing ranks sixth on the NFL's all-time career passing yardage list ... On Nov. 12, 1995 vs. New England, with a 9-yard completion to Irving Fryar in the first quarter, Marino passed Fran Tarkenton (47,003 career passing yards), breaking Tarkenton's NFL record for most career passing yards and moving into first place on the NFL all-time career passing yardage list ... Marino had reached the 40,000- and 30,000-yard passing plateaus faster than any quarterback in NFL history ... In 1984, Marino set an NFL record for most yards passing in a single season with 5,084 yards ... He broke the former record of 4,802 yards passing, which was set by Dan Fouts of the San Diego Chargers in 1981 ... Marino's record was broken by Drew Brees of the New Orleans Saints in 2011 (5,476 yards passing) ... Marino, Brees (five times; 2008, 2011-13, 2016), Tom Brady (2011), Matthew Stafford (2011), Peyton Manning (2013), Patrick Mahomes (2018), Ben Roethlisberger (2018) and Jameis Winston (2019) are the only quarterbacks in NFL history to throw for 5,000 or more yards ... Marino led the NFL in passing yards during a season five times, having accomplished that feat in 1984-86, 1988, and 1992 ... Marino tied the NFL record for most seasons leading the league in passing yardage (five) with Sonny Jurgensen until Brees broke that record in 2015 ... Marino had 13 career 400-yard games (15, including playoffs) and the Dolphins were 8-5 in those 13 games (9-6 overall, including the playoffs) ... Marino had 63 career regular-season 300-yard games (67, including playoffs), and the Dolphins were 37-26 in those 63 300-yard games (38-29 overall, including playoffs) ... Marino's 63 career regular season 300-yard passing games extended his own NFL record for most career 300-yard passing games until it was broken by Manning in 2010 ... Marino owns 11 of the top 12 and 29 of the top 50 passing yardage games overall in Dolphins history as well as 66 of the 123 300-yard passing games overall in club history ...

TOUCHDOWN PASSES: Marino's first touchdown pass in the November 26, 1995 game at Indianapolis,

a 6-yard TD pass to Keith Byars with 13:54 elapsed in the second quarter, was Marino's 343rd TD pass of his career, breaking Fran Tarkenton's former NFL record of most career touchdown passes (342), making Marino the league's all-time leader in career TD passes until Brett Favre broke his record in 2007 ... Marino recorded 420 touchdown passes in his career, ranking sixth in NFL history ... Marino reached the 200 touchdown passes plateau (89 games) faster than any quarterback in NFL history ... In his career, Marino threw at least one touchdown pass in 203 of his 242 regular-season games as well as in 16 of his 18 playoff games (219 of 260 overall) ... Marino had six career games of throwing five or more touchdown passes, and the Dolphins were 4-2 in those contests ... Marino had 21 career games passing for four or more touchdowns, and he was 16-5 in those 21 contests ... Overall in his career he threw three or more touchdowns in 62 games (67, including playoffs), and he was 41-21 in those contests (44-23 including post-season games) ... Marino threw for 20 or more touchdown passes in 13 of his 17 years in the NFL ... The only seasons when he failed to reach 20 touchdown passes came in 1999, 1997, 1996 and in 1993, a season when he played only five games due to injury ... By throwing for 20 touchdown passes in 1998, he extended his own NFL record for most years throwing for 20 or more touchdown passes to 13 seasons, a record that Favre broke in 2008 ... Marino and Peyton Manning are the only players in NFL history to throw 20 or more touchdown passes in their first 10 NFL seasons and is one of seven players (along with Peyton Manning, Brett Favre, Drew Brees, Philip Rivers, Tom Brady and Matt Ryan) to throw 20 or more touchdown passes in 10 consecutive seasons ... Four times in his career (1984-86, 1994) Marino threw for 30 or more touchdowns, and he is eighth behind Brees (10), Favre (nine), Peyton Manning (nine), Brady (eight), Aaron Rodgers (seven), Rivers (six) and Russell Wilson (five) and tied with Ben Roethlisberger for the NFL record of most seasons throwing 30 or more touchdown passes ... Two times in his career (1984, 1986) Marino threw for 40 or more touchdowns, and he is second behind Rodgers (2011, 2016 and 2020) and tied with Brees (2011-12), Manning (2004, 2013), and Brady (2007, 2020) for the NFL record of most seasons throwing 40 or more touchdown passes ... In 1984, Marino threw for 48 touchdown passes, breaking the former NFL record of 36 TD passes that was set by George Blanda of the Houston Oilers in 1961 and tied by Y.A. Tittle of the New York Giants in 1963 ... Marino's record was broken by Peyton Manning of the Indianapolis Colts, who threw for 49 touchdowns in 2004 ... Marino's 48 touchdown passes in 1984 are tied for the fifth-highest single-season total in NFL history, behind Manning (55 in 2013), Brady (50 in 2007), Patrick Mahomes (50 in 2018), Peyton Manning (49 in 2004) and tied with Rodgers (48 in 2020) ...

COMEBACKS: Over the course of Marino's 17-year career with the Dolphins, he brought the team back from a fourth-quarter deficit a total of 36 times, with 21 fourth-quarter triumphs at home and 15 on the road ... Included in that total were three playoff games in which Marino led Miami back in the fourth quarter ... With 36 fourth-quarter comeback victories, Marino ranks tied for fifth in that category with Johnny Unitas, trailing Tom Brady who has 48 final period come-from-behind wins, Peyton Manning, who had 45 and Drew Brees and Ben Roethlisberger, who both have 38 ...

MAN OF THE YEAR AWARD: On Jan. 28, 1999, Marino was named as the 1998 Sprint/NFL Man of the Year ... It is the only league-sponsored award that recognizes player community service as well as excellence on the field ... Off the field, Marino established the Dan Marino Foundation, which was created to benefit children's charities in South Florida ... Marino became the second Dolphin player to win the NFL Man of the Year Award; Dwight Stephenson won that honor in 1985 and Jason Taylor became the third Dolphin to win that award in 2007 ...

NFL HONORS: Marino was selected to the NFL 100 All-Time Team in 2019 ... He was named as the NFL's MVP and Offensive Player of the Year following the 1984 season and as the AFC's Most Valuable Player by the NFL Players Association following the 1986, 1986 and 1994 seasons ... Marino was a three-time first-team All-Pro (1984-86) and a four-time second-team All-Pro (1983, 1992, 1994, 1995) ... He was also named as the NFL's Comeback Player of the Year following the 1994 season ... Marino was named NFL Quarterback of the Year by the NFL Alumni Association following the 1984-86 seasons ... He was named NFL Rookie of the Year by The Sporting News in 1983 ...

PRO BOWLS: Marino was selected to nine Pro Bowls (1983-87, 1991-92, 1994-95), including seven as a starter (1983-86, 1992, 1994-95), but due to injuries he was able to play in only two games (1984, 1992) ... Marino's nine Pro Bowl selections set a Dolphins record for most career selections, surpassing the former record of six selections that had previously been set by quarterback Bob Griese (1970-71, 1973-74, 1977-78), center Jim Langer (1973-78), and guard Bob Kuechenberg (1974-75, 1977-78, 1982-83) ... Marino's seven Pro Bowl starts set a Dolphins record for career starts, surpassing the former record of five starts that had previously been set by Langer (1973-77) ... Marino was first selected to the AFC Pro Bowl squad following his rookie season of 1983 ...

DOLPHINS HONORS: Marino's No. 13 jersey became the second Dolphins uniform number to be retired, on Sunday, Sept. 17, 2000, at halftime of the Dolphins-Baltimore Ravens game at Hard Rock Stadium ... He was also inducted into the Dolphins Honor Roll on that date ... The only other Dolphins player to wear No. 13 was safety Jake Scott, who wore that number from 1970 through 1975 ... Was a charter inductee in the Dolphins' Walk of Fame on Dec. 4, 2011 ... In 2015 was voted as one of the Dolphins' all-time top 50 players, as part of the franchise's 50th season celebration ... Marino was a 12-time winner of the team's Most Valuable Player Award (1983-1992 and 1994-95) and the award was re-named in his honor in 2010 ... Additionally, he was named winner of the team's Don Shula Leadership Award (twice, 1997 and 1997), Nat Moore Community Service Award (twice, 1996 and 1998) and Outstanding Offensive Back (10 times, 1983-92 and 1994) ... Named Miami Dolphins Man of the Year each year from 1996-98.

PERSONAL

Attended Central Catholic High School in Pittsburgh, lettering in football and baseball ... Played collegiately at Pittsburgh ... Following his retirement, worked with HBO, followed by 11 years with CBS "The NFL Today" as a studio analyst ... Played himself in movie "Ace Ventura: Pet Detective," which starred Jim Carrey, Sean Young and Courteney Cox; it was one of the top films in 1994 ... Appeared in 1998 movie "Holy Man," that starred Eddie Murphy ... Appears in music video by Hootie and the Blowfish for song "Only Want To Be With You" ... Established in 1992 and continues as its Chairman, The Dan Marino Foundation, raising over \$80 million focusing on children and young adults with autism ... Founded "first-of-its-kind" initiatives including: the MCH Dan Marino Center in Weston, which has over 50,000 visits annually, nationally developed the Marino Autism Research Institute, and in 2014 opened Marino Campus, a unique post-secondary educational program for young adults with autism and other developmental disabilities ... Hosted the annual DMF WalkAbout Autism at Hard Rock Stadium, attended by more than 18,000 children and families; event has raised over \$2 million to support autism programs in South Florida ... Advocates on both a national and statewide level for better services for children with autism ... Chairing Governor's Autism Taskforce in 2008, was instrumental in both the passing of the Autism Insurance Bill and the State of Florida Marino Adaptive Aquatics Certification ... He also raised funds for his foundation through the Dolphin's "Touchdown for Tots" program, where he donated \$500 for every touchdown he threw, raising more than \$830,000 ... In 1998, served as one of three NFL representatives appearing in a national public service announcement in honor of the NFL's 25-year partnership with the United Way ... Had a street (Dan Marino Boulevard) named after him next to Hard Rock Stadium ... Had his neighborhood field in Pittsburgh named "Dan Marino Field" in March 1990 ... Had been a fourth-round choice of baseball's Kansas City Royals in 1979 ... Attended University of Pittsburgh where he earned a degree in communications; received an Honorary Doctorate Degree in broadcast journalism from Pitt in 2008 ... Married to Claire (1/30/85), Marino and his wife have six children, Daniel Charles (9/4/86), Michael Joseph (5/18/88), Joseph Donald (7/26/89), Alexandra Claire (5/13/92), Lia (7/12/95) and Niki Lin (12/15/96) and reside in Weston ... Full name is Daniel Constantine Marino, Jr., born Sept. 15, 1961 in Pittsburgh, Pennsylvania.

DAN MARINO'S CAREER REGULAR SEASON STATISTICS

YEAR	TEAM	G-S	ATT.	COMP.	YDS.	PCT.	TD	INT.	LG	SCK/YDS	RATE
1983	MIAMI	11-9	296	173	2210	58.4	20	6	85t	10/80	96.0
1984	MIAMI	16-16	564	362	5084	64.2	48	17	80t	13/120	108.9
1985	MIAMI	16-16	567	336	4137	59.3	30	21	73t	18/157	84.1
1986	MIAMI	16-16	623	378	4746	60.7	44	23	85t	17/119	92.5
1987	MIAMI	12-12	444	263	3245	59.2	26	13	59t	9/77	89.2
1988	MIAMI	16-16	606	354	4434	58.4	28	23	80t	6/31	80.8
1989	MIAMI	16-16	550	308	3997	56.0	24	22	78t	10/86	76.9
1990	MIAMI	16-16	531	306	3563	57.6	21	11	69t	15/90	82.6
1991	MIAMI	16-16	549	318	3970	57.9	25	13	54t	27/182	85.8
1992	MIAMI	16-16	554	330	4116	59.6	24	16	62t	28/173	85.1
1993	MIAMI	5-5	150	91	1218	60.7	8	3	80t	7/42	95.9
1994	MIAMI	16-16	615	385	4453	62.6	30	17	64t	17/113	89.2
1995	MIAMI	14-14	482	309	3668	64.1	24	15	67t	22/153	90.8
1996	MIAMI	13-13	373	221	2795	59.2	17	9	74t	18/131	87.8
1997	MIAMI	16-16	548	319	3780	58.2	16	11	55	20/142	80.7
1998	MIAMI	16-16	537	310	3497	57.7	23	15	61t	23/178	80.0
1999	MIAMI	11-11	369	204	2448	55.3	12	17	62	9/66	67.4
17-YEAR TOTALS		242-240	8358	4967	61361	59.4	420	252	85t	269/1940	86.4

DAN MARINO'S CAREER PLAYOFF STATISTICS

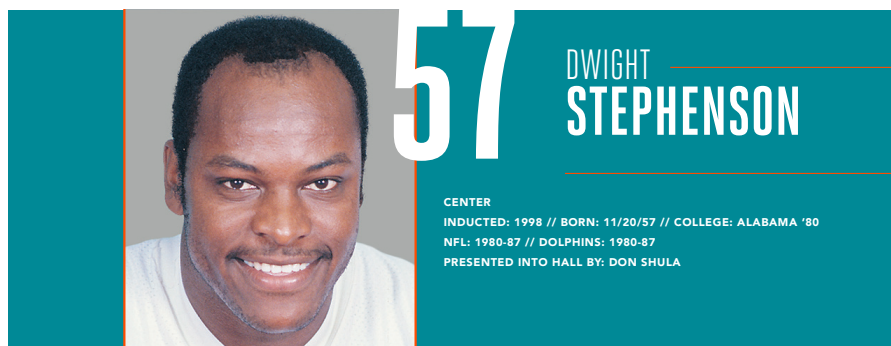
YEAR	TEAM	G-S	ATT.	COMP.	YDS.	PCT.	TD	INT.	LG	SCK/YDS	RATE
1983	MIAMI	1-1	25	15	193	60.0	2	2	32t	0/0	77.6
1984	MIAMI	3-3	116	71	1001	61.2	8	5	41t	4/29	94.1
1985	MIAMI	2-2	93	45	486	48.4	3	3	39t	1/14	61.5
1990	MIAMI	2-2	79	42	544	53.2	5	2	64t	2/8	85.6
1992	MIAMI	2-2	74	39	435	52.7	4	2	30t	4/25	77.3
1994	MIAMI	2-2	67	46	519	68.7	5	0	31t	2/13	116.4
1995	MIAMI	1-1	64	33	422	51.6	2	3	45t	0/0	63.4
1997	MIAMI	1-1	43	17	141	39.5	0	2	42	4/21	29.3
1998	MIAMI	2-2	71	49	478	69.0	1	3	56	2/12	74.7
1999	MIAMI	2-2	55	28	291	50.9	2	2	27	3/19	63.5
PLAYOFF TOTALS		18-18	687	385	4510	56.0	32	24	64t	22/141	77.1

ADDITIONAL STATS

Rushing: 28 for 45 yards, 1.6 avg., long 15, 2 TDs in 1983; 28 for -7 yards, -3 avg., long 10 in 1984; 26 for -24 yards, -9 avg., long 2 in 1985; 12 for -3 yards, -3 avg., long 13 in 1986; 12 for -5 yards, -4 avg., long 5t, 1 TD in 1987; 20 for -17 yards, -9 avg., long 6 in 1988; 14 for -7 yards, -5 avg., long 2, 2 TDs in 1989; 16 for 29 yards, 1.8 avg., long 15 in 1990; 27 for 32 yards, 1.2 avg., long 11, 1 TD in 1991; 20 for 66 yards, 3.3 avg., long 12 in 1992; 9 for -4 yards, -4 avg., long 4t, 1 TD in 1993; 23 for -6 yards, -3 avg., long 10, 1 TD in 1994, 11 for 14 yards, 1.3 avg., long 12 in 1995; 11 for -3, -0.3 avg., long 7 in 1996; 18 for -14 yards, -8 avg., long 10 in 1997; 21 for -3 yards, -0.1 avg., long 10, 1 TD in 1998; 6 for -6 yards, -1.0 avg., long 0 in 1999 for total of 302 for 87 yards, 0.3 avg., long 15, 9 TDs (P-15 for 0 yard, 0.0 avg., long 5, 1 TD).

Receiving: 1 for -6 yards in 1995.

Miscellaneous Tackles: 2 in 1984, 1 in 1988, 2 in 1989, 1 in 1990, 1 in 1992 for total of 7.
Fumble Recoveries: 1 in 1988.



Elected to the Pro Football Hall of Fame in 1998 in his sixth year of eligibility after having been a finalist on five occasions ... Joined the Dolphins as a second-round draft choice in 1980 ... Spent his entire eight-year NFL career with the Dolphins (1980-87) ... His playing career ended prematurely after suffering torn anterior cruciate and lateral collateral ligaments in his left knee against the New York Jets on Dec. 7, 1987, when he was hit unexpectedly by Marty Lyons on a New York fumble return ... Served as an assistant offensive line coach on Don Shula's Dolphins staff in 1992 ...

FEWEST SACKS ALLOWED: With Stephenson anchoring the offensive line, the Dolphins led the league in fewest sacks allowed each season from 1982-87 ...

NFL HONORS: Selected to the NFL 100 All-Time Team ... Named as the starting center on the NFL's 1980s All-Decade Team ... Voted first-team All-NFL during the 1983-87 seasons, second-team All-NFL in 1983 and all-AFC from 1983-87 ... Named NFL Offensive Lineman of the Year in 1985 and AFC Offensive Lineman of the Year from 1983-87 from the NFL Players Association ... Ranked number 84 on The Sporting News' list of the 100 Greatest Football players ... Namesake of Pro Football Focus' annual Dwight Stephenson Award, honoring the player the website considers best in the NFL regardless of position ...

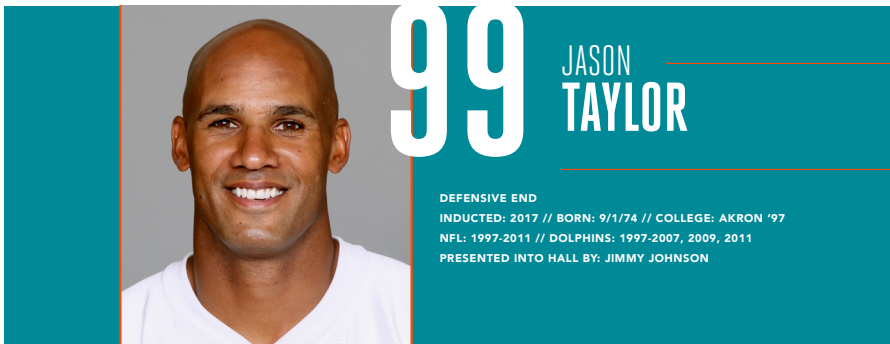
MAN OF THE YEAR AWARD: Named as Miller Lite/NFL Man of the Year on Jan. 21, 1986 ... It is the only league-sponsored award that recognizes player community service as well as excellence on the field ... He was the first Dolphins player to win the NFL Man of the Year Award; Dan Marino would win that honor in 1998 and Jason Taylor became the third Dolphin to win that award in 2007 ...

PRO BOWLS: Named to the Pro Bowl five times (1983-87), including four times as a starter ... His four consecutive Pro Bowl starts (1983-86 is tied for the second-longest streak in team history behind only the five consecutive starts of fellow Hall of Fame center Jim Langer ...

DOLPHINS HONORS: Member of the Dolphins' Silver and 50th Season anniversary teams ... Enshrined on the Dolphins Honor Roll at Hard Rock Stadium on Dec. 12, 1994 ... Charter inductee in the Dolphins' Walk of Fame on Dec. 4, 2011.

PERSONAL

Attended Hampton (Va.) High School, lettering in football and basketball ... Played collegiately at Alabama ... Received Silver Medal of Valor (along with teammate Don McNeal) from the Miami-Dade Police Department (9/23/84) in recognition of efforts to catch three burglars responsible for over 30 break-ins in Miami area in June 1983 ... Was inducted into the Virginia Sports Hall of Fame in 1999, and the Hampton Roads Sports Hall of Fame in 2011, for his contributions to sports in southeastern Virginia ... Worked as a construction manager and general contractor in Florida after retiring from football ... Full name is Dwight Eugene Stephenson, born Nov. 20, 1957 in Murfreesboro, N.C.



99

JASON TAYLOR

DEFENSIVE END

INDUCTED: 2017 // BORN: 9/1/74 // COLLEGE: AKRON '97

NFL: 1997-2011 // DOLPHINS: 1997-2007, 2009, 2011

PRESENTED INTO HALL BY: JIMMY JOHNSON

Elected to the Pro Football Hall of Fame on Feb. 4, 2017 ... Became only the second Dolphins defensive player to be elected to the Hall, joining Nick Buoniconti ... Among Dolphins Hall of Famers, Taylor was the fifth to be elected in his first year of eligibility, as he joined Don Shula, Dan Marino, Jim Langer and Paul Warfield ... He was the 10th defensive lineman elected to the Pro Football Hall of Fame in his first year of eligibility, joining Joe Greene, Deacon Jones, Bob Lilly, Gino Marchetti, Merlin Olsen, Warren Sapp, Bruce Smith, Randy White and Reggie White ... Played in the NFL from 1997-2011, including 1997-07, 2009, and 2011 with the Dolphins, 2008 with Washington, and 2010 with the N.Y. Jets ... Originally a third-round draft pick by the Dolphins in 1997...

SACKS: Taylor had a total of 139.5 career sacks and ranked No. 6 among the NFL's all-time sack leaders at the time of his retirement ... He currently ranks No. 7 ...

SACKS IN THE 2000s: In the decade of the 2000s (2000-09), Taylor recorded a total of 111 sacks, which was the highest total in that span in the NFL ... His total is 21 more than second-most in the decade (Joey Porter, 90 sacks) ...

DOUBLE-DIGIT SACK SEASONS: Taylor had six seasons of 10-plus sacks in his career (all with Miami), including 14.5 in 2000, 18.5 in 2002, 13.0 in 2003, 12.0 in 2005, 13.5 in 2006 and 11.0 in 2007 ... His total of 18.5 sacks in 2002 led the NFL that season and tied for the Dolphins' single-season team record (with Bill Stanfill in 1973) ... He was in the top five four other times — 2000 (fifth with 14.5), 2003 (fourth with 13), 2005 (fifth with 12) and 2006 (fourth with 13.5) ...

MULTIPLE-SACK GAMES: Taylor had 26 multi-sack games, including six with three sacks ...

TOUCHDOWNS: Taylor had nine touchdowns (all with Miami) in his career, including three via interception and six via fumble returns ... The Dolphins were 8-1 in games where Taylor scored a touchdown ... Taylor's nine touchdowns are the most by a player whose primary position was as a defensive lineman or linebacker ...

FORCED FUMBLES: Since 1994, Taylor's 48 forced fumbles are third in the NFL, behind only Robert Mathis (54) and Julius Peppers (51) ... Taylor's 10 forced fumbles in 2006 are tied for most by an NFL player since 1997 along with Mathis in 2013, Charles Tillman in 2012 and Osi Umenyiora in 2010 ...

FUMBLE RETURNS: Taylor's six fumble returns for touchdowns is the highest total in NFL history, breaking Jessie Tuggle's NFL record with his sixth fumble recovery for a touchdown on Nov. 1, 2009 at the N.Y. Jets when he returned a Shonn Green fumble 48 yards for a TD ... Taylor's 246 fumble return yards ranks No. 4 in NFL history, behind only the 328 for DeAngelo Hall, 310 for Osi Umenyiora and 268 for Aeneas Williams ...

INTERCEPTIONS: Taylor had eight interceptions (all with Miami) in his career, which is tied for the fourth most in NFL history among defensive linemen ... Taylor had three interceptions which he returned for a touchdown (all with Miami) in his career, which is tied for the most in NFL history among defensive linemen ...

GRAND SLAMS: Taylor had two games in his career with a sack, forced fumble, fumble recovery and a touchdown return on the same play (all with Miami), which is tied for the most in NFL history with S Carnell Lake (1989-2001), DE Osi Umenyiora (2003-14) and CB Antoine Winfield (1999-2012) ...

TRIPLE PLAYS: Taylor had five games in his career with a sack, forced fumble and fumble recovery on the same play (all with Miami) ...

SACK AND FORCED FUMBLES: Taylor had 39 sack/forced fumble plays, which is second-most in NFL history behind Robert Mathis (47) ...

FUMBLE RECOVERIES: Taylor had 29 career opponent fumble recoveries (27 as a member of the Dolphins), which is tied for the NFL record with DE Jim Marshall (1960-79):

SAFETIES: Taylor had three safeties in his career, including two with the Dolphins (one each in 2003 and 2005) and one with the Jets in 2011 ... His three career safeties are tied for the fifth-most total in NFL history ...

PASSES DEFENSED: Taylor had 99 passes defended in his career, which is the most in the NFL by any defensive lineman since the stat became official in 1994 ...

DECADES: When Taylor played on Jan. 3, 2010 vs. Pittsburgh, it was the third decade (1997-2007, 2009-10) in which he played a regular season game for the Dolphins ... He joined Hall of Famers Bob Griese (1967-1980), Larry Little (1969-1980), and Dan Marino (1983-1999/00) as the only Dolphins to have played at least one regular season game in each of three decades ...

TOURS OF DUTY: When Taylor played in the season opener on Sept. 12, 2011 vs. New England, he became the first player in team history to have been a member of the Dolphins' roster in three different tour of duty interrupted by stints with other teams (1997-07, 2009, 2011) ... The last player to appear in a game in three different stints with one franchise was LB Jeremiah Trotter, who played for the Philadelphia Eagles for a third time in 2009 ...

GAMES PLAYED AND STARTS: With 204 games played, Taylor has the third-highest total of games played in Dolphins history, behind only Dan Marino (242) and John Denney (224) ... Taylor played in his 200th game as with the Dolphins on Dec. 4, 2011 vs. Oakland ... Taylor also has the highest total of games played among defensive players in Dolphins history ... With 186 games started with the Dolphins, Taylor had the second highest total of games started in Dolphins history ... He also has the most starts among defensive players in Dolphins history ...

DEFENSIVE PLAYER OF THE YEAR: Taylor enjoyed one of the best years of his career in 2006 when he recorded 13.5 sacks, 9 forced fumbles, 2 fumble recoveries, and two interceptions (both of which were returned for touchdowns), an effort which resulted in his selection as the 2006 NFL Defensive Player of the Year ...

DEFENSIVE PLAYER OF THE WEEK/MONTH: Taylor earned seven Player of the Week honors in his career, having earned the honor twice in 2006 (at Chicago 11/5, vs. Minnesota 11/19) and in 2002 (at Denver 10/13, vs. Oakland 12/15) and once each in 2003 (vs. Washington, 11/23), 2004 (at San Francisco, 11/28), and 2005 (at Oakland, 11/27) ... Since the award was first instituted by the NFL in 1984, Taylor was the first player to win Defensive Player of the Week accolades in five straight seasons ... He also won three Defensive Player of the Month awards in his career ...

MAN OF THE YEAR AWARD: Taylor was named the Walter Payton NFL Man of the Year in 2007, the only league honor that recognizes both on-field achievements and off-the-field contributions ...

NFL HONORS: Taylor was named first-team All-NFL three times (2000, 2002, 2006) and second-team All-NFL once (2001) ... Additionally, he was named first-team All-AFC four times (2000, 2002, 2004, 2006) ... Taylor was a second-team member of the NFL's All-Decade team of the 2000s ...

PRO BOWLS: Taylor was named to six AFC Pro Bowl teams in his Dolphins career (2000, 2002, 2004-2007) ... Those six selections are the second-most by any defensive player in Dolphins history (behind LB Zach Thomas) and are tied for fourth (along with Bob Griese, Jim Langer, and Bob Kuechenberg) for most selections overall (behind Dan Marino, Richmond Webb, and Thomas) in club history ... Taylor started five Pro Bowls, and his five starts is tied for second in team history (along with Jim Langer) behind Marino ...

DOLPHINS HONORS: On Oct. 14, 2012, Taylor along with his fellow teammate Zach Thomas, together became the 23rd and 24th members to be inducted into the Dolphins Honor Roll ... In 2015, Taylor was named as one of the Dolphins' all-time Top 50 players as part of the franchise's 50th season celebration ... Taylor was a four-time winner of the team's Dan Marino Most Valuable Player Award (2000, 2002, 2004, 2006) and the Don Shula Leadership Award (2002, 2006-07, 2009).

PERSONAL

Taylor was homeschooled from grades 10-12, but played high school football for Woodland Hills High School in Pittsburgh, Pa ... Played collegiately at Akron, where he also lettered in basketball ... Currently serves as an analyst on the Miami Dolphins Radio Network ... He has served as an NFL analyst for ESPN, NBC Sports and Sirius/XM NFL Radio and as an in-game analyst for NFL and college football for Westwood One, including the 2018-19 seasons as lead analyst for Westwood One's coverage of Sunday Night Football ... Was an analyst during the Dolphins' preseason games on Sportsradio 560 WQAM in 2016 and for WFOR CBS4 in 2019 ... Serves as defensive coordinator for St. Thomas Aquinas High School in Ft. Lauderdale ... In 2020, the team finished 8-1 en route to capturing the Florida Class 7A State Championship, the school's record-breaking 12th Florida state title ... In 2019, the team finished 15-0, also winning the State Championship as well as being named National Champions by GEICO following a 35-19 victory over Hawaii's St. Louis High School ... The game was televised by ESPN as part of the GEICO State Champions Bowl Series ... Teamed with professional golfer, Aaron Wise, to take first place in the 2019 Memorial Tournament Celebrity Pro-Am event at Muirfield Village Golf Club in Dublin, Ohio ... Taylor posted a second-place finish on the sixth season of Dancing with the Stars ... He helped launch a limited edition collection of timepieces with the Invicta Watch Group ... People Magazine named him to its 2008 "100 Most Beautiful" list and US Weekly tabbed him one of "TV's New Top 10 Dream Men" ... In addition, he has been considered one of the "10 Hottest Men in Sports" by Sports Illustrated for Women and one of the Top 20 Best Looking Male Athletes by a panel of Sports Illustrated swimsuit models ... Taylor was the first-ever male spokesperson for the Neutrogena line of health and skin products ... He was a Jordan Brand Sports member of "Team Jordan" ... Taylor appeared in national television commercials for Home Depot and Sprint and has been a featured model in several national and international print ad campaigns as well as in Men's Health, GQ, Sports Illustrated, TV Guide, Maxim and FHM magazines ... He has appeared on The Tonight Show, MTV Cribs, Entertainment Tonight, Wheel of Fortune, BET's 106 & Park, The Jamie

Kennedy Experiment and made a cameo appearance in the box office smash Jackass: Number Two ... Taylor was recognized by The Sporting News on multiple occasions with their annual "Good Guys" award ... He received a prestigious JB Award following the 2006 season from James Brown, host of CBS Sports' "THE NFL TODAY" ... Taylor was presented with the Henry P. Iba Citizen Athlete Award, given annually to America's premier athletes who excel in their sport and have shown by their actions a desire to help others ... He was named as a co-winner of the Dolphins' Nat Moore Community Service Award in 2000 ... Taylor worked with numerous charitable organizations during his playing career, including the Miami Project to Cure Paralysis, United Way, the Cystic Fibrosis Foundation, First Book, Habitat for Humanity and the Urban League ... In the spring of 2002, Taylor participated in two USO Tours during which he visited military bases and hospitals in Kuwait, Iraq and Germany ... In 2004, Taylor established the Jason Taylor Foundation in an effort to build a better future for the children of South Florida ... The JTF has contributed nearly \$8 million in programs and services to benefit youth ... In 2007, the Jason Taylor Reading Room, a comprehensive after-school program designed to address academic challenges among inner-city youth, particularly in the areas of literacy, was proudly launched in Miramar ... The Reading Room also incubated a Spoken Word Poetry component that has become a full-blown network, now featuring nearly 70 schools and thousands of participating students ... The blueapple Poetry Network is rapidly expanded through Louder Than a Bomb Florida, which brings schoolbased poetry teams together to showcase this art form through a friendly competition, while providing teens from diverse backgrounds a common vehicle for written and performance-based self-expression ... Holtz Children's Hospital officially renamed its recreational and educational hub as "The Jason Taylor Children's Learning Center" ... A total of 52 middle-school students have been awarded college scholarships as a result of the Foundation's work with Take Stock in Children, and nearly \$270,000 in new clothes have been distributed to deserving students through Taylor's "Cool Gear for the School Year" program during which children are given a \$300 back-to-school shopping opportunity at Old Navy ... Married to Monica ... Taylor has two sons, Isaiah and Mason, and a daughter, Zoe ... Full name is Jason Paul Taylor, born Sept. 1, 1974 in Pittsburgh.

JASON TAYLOR'S NFL REGULAR SEASON STATS

YEAR	TEAM	GP	GS	TACKLES				INTERCEPTIONS					FUMBLES			
				TOT	SOLO	ASST	SK	YDS	INT	YDS	LG	TD	PD	FF	FR	YDS
1997	MIAMI	13	11	42	30	12	5.0	39.0	0	0	0	0	4	2	2	0
1998	MIAMI	16	15	52	34	18	9.0	38.0	0	0	0	0	8	4	0	0
1999	MIAMI	15	15	40	25	15	2.5	19.5	1	0	0	0	4	0	2	4
2000	MIAMI	16	16	63	35	28	14.5	92.0	1	2	2	0	6	1	4	29
2001	MIAMI	16	16	71	48	23	8.5	44.5	1	4	4	0	8	4	4	7
2002	MIAMI	16	16	69	46	23	18.5	162.5	0	0	0	0	8	7	2	5
2003	MIAMI	16	16	59	39	20	13.0	70.0	0	0	0	0	3	3	2	34
2004	MIAMI	16	16	68	41	27	9.5	64.5	1	-3	-3	0	11	2	3	1
2005	MIAMI	16	16	73	52	21	12.0	80.0	0	0	0	0	10	4	2	85
2006	MIAMI	16	16	62	42	20	13.5	74.0	2	71	51t	2	11	10	2	33
2007	MIAMI	16	16	56	47	9	11.0	63.0	1	36	36t	1	4	4	3	0
2008	WASHINGTON	13	8	29	21	8	3.5	29.5	0	0	0	0	9	1	0	0
2009	MIAMI	16	15	42	33	9	7.0	37.0	1	0	0	0	5	3	1	0
2010	N.Y. JETS	16	5	36	25	11	5.0	23.0	0	0	0	0	6	2	2	0
2011	MIAMI	16	2	18	13	5	7.0	33.0	0	0	0	0	2	1	0	0
NFL TOTALS		233	199	780	531	249	139.5	869.5	8	110	51t	3	99	48	29	198

JASON TAYLOR'S NFL PLAYOFF STATS

YEAR	TEAM	GP	GS	TACKLES				INTERCEPTIONS					FUMBLES				
				TOT	SOLO	ASST	SK	YDS	INT	YDS	LG	TD	PD	FF	FR	YDS	
1997	MIAMI	1	1	3	2	1	0.0	0.0	0	0	0	0	0	0	0	0	
1998	MIAMI			INJURED RESERVE													
1999	MIAMI	2	2	2	2	0	0.0	0.0	0	0	0	0	0	0	0	0	
2000	MIAMI	2	2	11	7	4	0.0	0.0	0	0	0	0	0	0	0	0	
2001	MIAMI	1	1	10	6	4	0.0	0.0	0	0	0	0	0	0	0	0	
2010	N.Y. JETS	3	0	7	6	1	0.0	0.0	0	0	0	0	0	0	0	0	
PLAYOFF TOTALS		9	6	33	23	10	0.0	0.0	0	0	0	0	0	0	0	0	

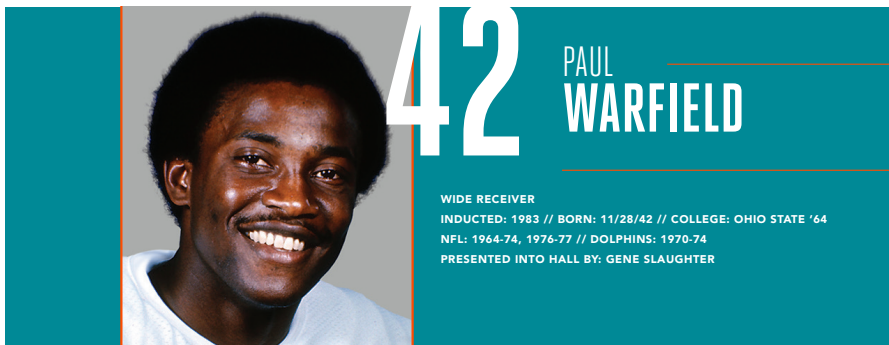
ADDITIONAL STATS

Defensive Touchdowns: 1 fumble return (4 yards) in 1999, 1 fumble return (29 yards) in 2000, 1 fumble return (1 yard) in 2001, 1 fumble return (34 yards) in 2003, 1 fumble return (85 yards) in 2005, 2 interception returns (20 yards, 51 yards) in 2006, 1 interception return (36 yards), 1 fumble return (48 yards) in 2010 for total of 6 fumble returns, 3 interception returns.

Safeties: (Miami) 1 in 2003, 1 in 2005, (N.Y. Jets) 1 in 2010 for total of 3.

Special Teams Tackles: 6 in 1997, 7 in 1999, 2 in 2000, 1 in 2002 for total of 16 (P-2).

Blocked Field Goals: 1 in 2006, 1 in 2007 for total of 2.



Elected to the Pro Football Hall of Fame in 1983 in his first year of eligibility ... Spent his first six seasons (1964-69) with the Cleveland Browns after being selected with the 11th pick of the 1964 NFL draft ... Played five seasons (1970-74) with the Miami Dolphins after being acquired in a trade on Jan. 27, 1970 in exchange for a first-round pick in the upcoming draft ... Played one season with the Memphis Southmen of the World Football League (1975) ... Finished his career back with Cleveland (1976-77) ... Dolphins were awarded fourth and seventh round picks in 1978 as compensation ... Career NFL receiving totals are 427 receptions for 8,565 yards (20.1 avg.) and 85 touchdowns ... At the time of his retirement following the 1977 season, his career catches were tied for the 17th most in NFL history, his career receiving yards were the sixth-most and his touchdown catches were tied for the third-highest total in the league's history ...

MIAMI: Played in 68 games (67 starts) in five seasons, totaling 156 receptions for 3,355 yards (21.5 avg.) and 33 touchdowns ... Ranked first on the team's career receiving yards and receiving touchdowns lists, while he was third on the Dolphins all-time record list for receptions when he left the Dolphins ... His 21.5 average per reception is still the highest in Miami history ... Scored NFL-leading 11 touchdowns in 1971 ... A member of both the '72 and '73 Super Bowl championship teams ... One of only two Dolphins (along with Mark Ingram) in the team's history to catch four touchdowns in one game ...

CLEVELAND: Recorded 271 receptions for 5,210 yards and 52 touchdowns in two tours of duty with the Browns ... Led the team in receiving yards and helped the club capture the 1964 NFL championship as a rookie ... Inducted into the Cleveland Browns Ring of Honor ...

NFL HONORS: Selected to the NFL 100 All-Time Team ... Named as a wide receiver on the NFL's 1970s All-Decade Team ... Voted first-team All-NFL during the 1971 and '73 seasons, second-team All-NFL in 1968, 1970, 1972 and All-AFC from 1971-74 ...

PRO BOWLS: Named to the Pro Bowl eight times (1964, 1968-74) ... The only player in Dolphins history to be selected to the Pro Bowl in every season he spent with the team (minimum five seasons) ...

DOLPHINS HONORS: Member of the Dolphins' Silver and 50th Season anniversary teams ... Enshrined on the Dolphins Honor Roll at Hard Rock Stadium on Nov. 19, 1990 ... Charter inductee in the Dolphins' Walk of Fame on Dec. 4, 2011 ... Co-winner (along with QB Bob Griese) of team's MVP award in 1970 ... Named as Dolphins Outstanding Receiver from 1971-73.

PERSONAL

Attended Warren G. Harding High School in Warren, Ohio, where he played running back and defensive back ... Also played basketball and ran track and field ... Warren G. Harding High School erected a life-size statue of Warfield near the school's stadium ... Played collegiately at Ohio State ... During his time as a college student, Warfield was a sportscaster for the morning drive program on the university's radio station, WKSU-FM, and presided over the station's first pledge drive in April 1974 following its conversion to a public radio outlet ... Worked for WKYC in Cleveland as a sportscaster from 1977-80 ... Later served as president of a management consultant firm in Moraine, Ohio ... From 1981-87, he worked as director of player relations for the Browns, and from 2004 to 2010 was senior adviser to the general manager for the team ... Full name is Paul Dryden Warfield, born Nov. 28, 1942 in Warren, Ohio

PAUL WARFIELD'S CAREER STATISTICS

YEAR	TEAM	G-S	ATT.	YDS.	AVG.	LG	TD
1964	CLEVELAND	14-NA	52	920	17.7	62t	9
1965	CLEVELAND	1-NA	3	30	10.0	13	0
1966	CLEVELAND	14-NA	36	741	20.6	51	5
1967	CLEVELAND	14-NA	32	702	21.9	49t	8
1968	CLEVELAND	14-NA	50	1067	21.3	65t	12
1969	CLEVELAND	11-NA	42	886	21.1	82t	10
1970	MIAMI	14-14	28	703	25.1	54	6
1971	MIAMI	12-11	43	996	23.2	86t	11
1972	MIAMI	14-14	29	606	20.9	47	3
1973	MIAMI	14-14	29	514	17.7	45	11
1974	MIAMI	14-14	27	536	19.9	54	2
1975	MEMPHIS*	10-NA	25	422	16.9	44t	3
1976	CLEVELAND	14-14	38	613	16.1	37t	6
1977	CLEVELAND	14-9	18	251	13.9	52t	2
MIAMI TOTALS		68-67	156	3355	21.5	86t	33
CLEVELAND TOTALS		96-NA	271	5210	19.2	82t	52
NFL TOTALS		164-NA	427	8565	20.1	86t	85
MIAMI PLAYOFFS		11-11	34	717	21.1	75t	4
CLEVELAND PLAYOFFS		7-7	24	404	16.8	56	1
PLAYOFF TOTALS		18-18	58	1121	19.3	75t	5

* stats with WFL Memphis not included in career totals

OTHER DOLPHINS HALL OF FAMERS

BOBBY BEATHARD


COACH/EXECUTIVE

NFL CAREER: 1963-2000

PRESENTED INTO HALL BY: JOE GIBBS

YEAR INDUCTED: 2018

DOLPHINS: 1972-77



Bobby Beathard served as director of player personnel for the Miami Dolphins from 1972-77 and was a part of the team's back-to-back Super Bowl championships from 1972-77, including the NFL's only perfect season in 1972. He is credited with helping build both the Dolphins' famous No Name and Killer B defenses.

Over the course of his 38 years in the NFL, his teams competed in seven Super Bowls (winning four times), beginning with the Kansas City Chiefs in 1966, Dolphins in 1972 and 1973, Washington in 1982, 1983, and 1987, and the San Diego Chargers in 1994.

Beathard first joined pro football in 1963 as a part-time scout for the Chiefs. He left the Chiefs briefly to scout for the American Football League and returned to Kansas City full-time in 1966. He earned an AFL championship ring as a member of the 1966 Chiefs organization. Beathard served as a scout for the Atlanta Falcons from 1968-71. In 1972, Beathard was named director of player personnel for the Dolphins, where he served with the team through the 1977 season. In 1978, Washington named Beathard general manager. During his tenure in Washington, he helped lead the team to three Super Bowls and two championships. After a year as a studio analyst with NBC in 1989, Beathard joined the Chargers as general manager. In just his third season in San Diego, the organization won its first division title in more than a decade and, after five years, appeared in its first Super Bowl. He retired in 2000.



CRIS CARTER

WIDE RECEIVER
NFL CAREER: 1987-2002
PRESENTED INTO HALL BY: DURON CARTER

YEAR INDUCTED: 2013
DOLPHINS: 2002

A fourth-round pick of the Philadelphia Eagles in the 1987 Supplemental Draft, Cris Carter developed into one of the most prolific receivers in the NFL. He spent his first three seasons as a member of the Eagles (1987-1989) and then played with the Minnesota Vikings for 12 years (1990-2001), where he helped re-write the team's record book.

Carter finished his NFL career as a member of the Miami Dolphins, coming out of retirement to sign with Miami as a free agent on Oct. 21, 2002. He remained on the team's roster until the conclusion of the season, playing in five games with the Dolphins, including one start, and recorded eight catches for 66 yards (8.3 avg.) and one touchdown. He also was

injured for four games during that span due to a kidney injury.

Carter's career regular season totals include 1,101 receptions for 13,899 yards (12.6 avg.) and 130 touchdowns. At the time of his retirement, Carter ranked No. 2 in NFL history in receptions and receiving touchdowns (behind Jerry Rice) and was fourth in reception yardage. During his tenure in Minnesota, he led the Vikings in receptions for 10 straight years, recorded eight straight 1,000-yard seasons and also earned eight consecutive Pro Bowl berths. In 1994, Carter set a then-NFL record for receptions in a season when he hauled in 122 passes for 1,256 yards (10.3 avg.) and scored seven touchdowns. A year later in 1995 he registered his second straight 122-catch season and amassed a career-high 1,371 yards (11.2 avg.) and 17 touchdowns. His two-year total of 244 catches was the most in NFL history. He was named to the NFL's All-Decade Team of the 1990s, and was inducted into the Pro Football Hall of Fame in 2013.

An Ohio native, he played collegiately at Ohio State.



JIMMY JOHNSON

COACH/EXECUTIVE
NFL CAREER: 1989-93, 1996-99
PRESENTED INTO HALL BY: TROY AIKMAN

YEAR INDUCTED: 2020
DOLPHINS: 1996-99

Jimmy Johnson's NFL coaching career included five seasons with the Dallas Cowboys (1989-93), with whom he won two Super Bowl titles, and four years with the Miami Dolphins (1996-99).

In those four seasons in Miami, the Dolphins went to the playoffs three times and won two postseason games, defeating the Buffalo Bills in the 1998 season and the Seattle Seahawks the following year. Johnson's record of 36-28 (.563) is third-best in terms of winning percentage among the Dolphins' 13 head coaches, behind only Shula's .659 and the .575 posted by Johnson's successor, Dave Wannstedt.

Johnson also was instrumental in putting together one of the top defenses in the NFL, with the draft selections of Zach Thomas in 1996, Sam Madison and Jason Taylor in 1997 and Patrick Surtain in 1998. Taylor was elected to the Hall of Fame in 2018 and Thomas was a finalist for the Class of 2020. With those four players leading the way, the Dolphins defenses were third and fifth in fewest yards allowed in Johnson's final two years and in the top 10 the following five seasons.

Twenty-three years after Don Shula was inducted into the Pro Football Hall of Fame, Johnson joined him and made the Dolphins one of six franchises with two modern-era coaches in the Hall of Fame, along with Washington, Baltimore/Indianapolis Colts, Dallas Cowboys, Pittsburgh Steelers and the Los Angeles Rams.

Hall of Fame. In 1994 he led the Chargers to a berth in Super Bowl XXIX, the franchise's only Super Bowl appearance, and in the AFC Championship Game that season against the Pittsburgh Steelers he recorded 16 tackles despite playing with a pinched nerve in his neck. That same year he was named the NFL Man of the Year for his philanthropic efforts, and he was a constant and active contributor to his community throughout his career.

Following his tenure in Miami, Seau spent his final four seasons (2006-09) in the league with the New England Patriots. In 2007, he recorded 74 tackles and 3.5 while playing in all 16 games for Patriots' AFC Championship team that went undefeated in the regular season before losing to the New York Giants in Super Bowl XLII. Seau retired following his final season with the Patriots in 2009, and he died on May 2, 2012 in San Diego at the age of 43. He was elected to the Hall of Fame on Jan. 31, 2015 in his first year of eligibility.

A native of San Diego, Seau played collegiately at the University of Southern California (USC).



THURMAN THOMAS

RUNNING BACK

NFL CAREER: 1988-2000

PRESENTED INTO HALL BY: MARV LEVY

YEAR INDUCTED: 2007


DOLPHINS: 2000

A second-round draft choice of Buffalo in 1988, Thurman Thomas went on to enjoy a stellar 13-year NFL career (1988-2000), the first 12 with the Bills. He was a critical component that catapulted Buffalo to an unprecedented four straight Super Bowl appearances, following the 1990-93 seasons.

Thomas concluded his career as a Dolphin after signing with the team as a free agent on March 7, 2000. He played in nine games that season and rushed for 136 yards on 28 carries (4.9 avg.) and caught 16 passes for 117 yards (7.3 avg.) and a touchdown. He sustained a career-ending knee injury in a game at San Diego on Nov. 12, 2000.

Thomas' career regular season statistics include 12,074 rushing yards and 65 touchdowns on 2,877 attempts (4.2 avg.), and 472 receptions for 4,458 yards (9.4 avg.) and 23 touchdowns. At the time of his retirement following the 2000 season, his rushing yardage total ranked ninth in NFL annals while his 16,532 total yards from scrimmage were sixth-most and fifth among running backs. He was named to the NFL's All-Decade Team of the 1990s, was selected as a first- or second-team All-Pro five times and was voted to the Pro Bowl five straight years. His election into the Pro Football Hall of Fame was announced on Feb. 2, 2007 in Miami.

A native of Houston, Thomas played collegiately at Oklahoma State.



GEORGE YOUNG

COACH/EXECUTIVE

NFL CAREER: 1968-2001

PRESENTED INTO HALL BY: TIM AND MICHAEL CONNOR

YEAR INDUCTED: 2020

DOLPHINS: 1975-78

George Young spent 30 years in the NFL as an assistant coach, director of personnel, general manager and senior vice president of football operations for the league.

Young got his start in the NFL with the Baltimore Colts in 1968, when he began scouting college prospects for then-head coach Don Shula. He eventually rose to the position of director of player personnel. Young was named the Colts' offensive line coach three games into the 1970 season; about three months later, Baltimore would top the Dallas Cowboys, 16-13, to claim Super Bowl V.

Young served as director of personnel and pro scouting for the Miami Dolphins from 1975-78. During that time, Young worked with Bobby Beathard, who was inducted into the Hall of Fame as a contributor in 2018.

In Young's four years in Miami, the Dolphins used the draft to acquire future Pro Bowl selections Bob Baumhower, A.J. Duhe, Kim Bokamper and Doug Betters, who would be named NFL Defensive Player of the Year in 1983. The Dolphins had a 37-21 record during Young's four seasons with the team.

After his Dolphins career, Young served as general manager of the New York Giants from 1979-97 and as senior vice president of football operations with the National Football League from 1998-2001. During Young's tenure, the Giants earned eight playoff berths, highlighted by victories in Super Bowls XXI and XXV, and compiled an overall record of 155-139-2. He was named NFL Executive of the Year a record five times: in 1984, 1986, 1990, 1993, and 1997. Young also served as co-chairman of the NFL's Competition Committee, along with Shula.

DOLPHINS RETIRED JERSEYS



BOB GRIESE

#12

Bob Griese's No. 12 jersey became the first Dolphin number to be retired, on May 6, 1982, in ceremonies at the Dolphins' annual awards banquet.

No other player in the history of the Dolphins, either before or after Griese, wore No. 12 in regular season play.

Griese was further recognized when he was elected to the Pro Football Hall of Fame in 1990.

For a full bio of Griese, please see the Hall of Fame section of the media guide.



DAN MARINO

#13

Dan Marino's No. 13 jersey became the second Dolphins uniform number to be retired, on Sunday, Sept. 17, 2000, at halftime of the Dolphins-Baltimore Ravens game. He was also inducted into the Dolphins Honor Roll on that date. Marino was further honored when he was elected to the Pro Football Hall of Fame in 2005.

The only other Dolphin player to wear No. 13 was safety Jake Scott, who wore that number from 1970 through 1975.

For a full bio of Marino, please see the Hall of Fame section of the media guide.



LARRY CSONKA

#39

Larry Csonka's jersey No. 39 became the third number in club history to be retired, during halftime ceremonies of the Dolphins' game against the Chicago Bears on Dec. 9, 2002.

No player other than Csonka ever wore No. 39 in regular season play. Csonka wore that number in his eight years with the Dolphins, from 1968 through 1974 and again in 1979.

Csonka also was honored when he was elected to the Pro Football Hall of Fame in 1987.

For a full bio of Csonka, please see the Hall of Fame section of the media guide.

ALL-TIME ROSTER – HEAD COACHES

COACH	SCHOOL	YEARS
Bates, Jim	Tennessee	2004
Bowles, Todd	Temple	2011
Cameron, Cam	Indiana	2007
Campbell, Dan	Texas A&M	2015
Flores, Brian	Boston College	2019-20
Gase, Adam	Michigan State	2016-18
Johnson, Jimmy	Arkansas	1996-99
Philbin, Joe	Washington & Jefferson	2012-15
Saban, Nick	Kent State	2005-06
Shula, Don	John Carroll	1970-95
Sparano, Tony	New Haven	2008-11
Wannstedt, Dave	Pittsburgh	2000-04
Wilson, George	Northwestern	1966-69

ALL-TIME ROSTER – ASSISTANT COACHES

COACH	SCHOOL	TITLE	YEARS
Adams, Blue	Cincinnati	Assistant Defensive Backs	2012-15
Alexander, Gerald	Boise State	Defensive Backs	2020
Anarumo, Lou	Wagner	Defensive Backs Defensive Coordinator	2012-17 2015
Armstrong, Keith	Temple	Special Teams	2001-07
Arnsparger, Bill	Miami (Ohio)	Defense, Linebackers Assistant Head Coach/Defense	1970-72 1973, 1976-83
Arthur, Jim	Springfield College	Assistant Strength and Conditioning	2016-20
Baggett, Charlie	Michigan State	Assistant Head Coach/Offense/WRs	2005-06
Barrett, Danny	Cincinnati	Running Backs	2016-17
Bates, Jim	Tennessee	Defensive Coordinator	2000-04
Beightol, Larry	Catawba	Assistant Head Coach/Offensive Line Offensive Line	1996-97 1998
Benton, John	Colorado State	Offensive Line	2014-15
Bicknell Jr., Jack	Boston College	Assistant Offensive Line	2014-15
Bingaman, Les	Illinois	Defensive Line	1966-69
Blevins, Doug	E. Tennessee State	Kicking	1997-02
Bonamego, John	Central Michigan	Special Teams Coordinator	2008-10
Boudreau, Paul	Boston College	Offensive Line	1999-00
Bowles, Todd	Temple	Assistant Head Coach/Secondary	2008-11
Boyer, Josh	Muskingum College	Defensive Pass Game Coordinator/CBs Defensive Coordinator	2019 2020
Brooks, Clarence	Massachusetts	Defensive Line	2000-04
Brown, Kippy	Memphis	Running Backs Offensive Coordinator	1996-97 1998-99
Brown, Robby	Georgia Tech	Quarterbacks	2020
Bullen, Charlie	Iowa	Defensive Assistant Assistant Defensive Line Assistant Linebackers	2012 2013-15 2016-18
Burke, Matt	Dartmouth	Linebackers Defensive Coordinator	2016 2017-18
Burris, Jeff	Notre Dame	Defensive Assistant Assistant Defensive Backs	2013-15 2015
Bush, Steve	S. Connecticut State	Offensive Quality Control Wide Receivers	2008-10 2011
Bush, Frank	North Carolina State	Assistant Head Coach/Linebackers	2017-18
Campanile, Anthony	Linebackers	Rutgers	2020
Campbell, Dan	Texas A&M	Coaching Intern/Offense Tight Ends	2010 2011-15
Capers, Dom	Mount Union	Special Assistant to the Head Coach Defensive Coordinator	2006 2007
Carter, Andre	California	Assistant Defensive Line	2017-18
Christensen, Clyde	North Carolina	Offensive Coordinator	2016-17
Clark, Austin	California	Outside Linebackers	2020

COACH	SCHOOL	TITLE	YEARS
Clark, Monte	Southern California	Offensive Line	1970-73
		Offense	1974
		Offense/Offensive Line, Run Offense	1975
		Offensive Line	1995
Coley, James	Florida State	Offensive Assistant	2005
		Offensive Quality Control	2006
Collier, Joel	Northern Colorado	Staff Assistant	1994
		Defensive Staff Assistant	1995-97
		Running Backs	1998-04
Corrao, David	Arizona	Defensive Quality Control	2008-09
		Defensive Quality Control/Ass't LBs	2010-11
		Assistant Linebackers	2012-15
		Defense	1974
Costello, Vince	Ohio University	Defense	1974
Coyle, Kevin	Massachusetts	Defensive Coordinator	2012-15
Cox, Bryan	Western Illinois	Pass Rush	2011
Craig, Dameyune	Auburn	Special Teams Assistant	2005
Crosby, Steve	Fort Hays State	Special Teams	1979-82
Crossman, Danny	Pittsburgh	Special Teams Coordinator	2019-20
Daboll, Brian	Rochester	Offensive Coordinator	2011
Danna, Joe	Central Michigan	Assistant Secondary	2010-11
Davis, Bo	Louisiana State	Assistant Strength and Conditioning/ Assist with the Defensive Line	2006
		Assistant Offensive Line	2005-07
Davis, Tim	Utah	Assistant Offensive Line	2005-07
Day, Shane	Kansas State	Tight Ends	2016-18
DeGuglielmo, Dave	Boston University	Offensive Line	2009-11
		Senior Offensive Asst.	2017
		Offensive Line	2019
DeLeone, George	Connecticut	Tight Ends	2008-10
Dellenbach, Jeff	Wisconsin	Fellowship Coach-Offense/Special Teams	2004
Doll, Don	Southern California	Linebackers, Pass Defense	1975-76
Dooley, Derek	Virginia	Tight Ends	2005-06
Dorrell, Karl	UCLA	Wide Receivers	2008-10
		Quarterbacks	2011
		Wide Receivers	2019
Duffner, Mark	William & Mary	Linebackers	2014-15
Dumas, Michael	Indiana	Defensive Secondary Coaches Ass't	2007
Edwards, George	Duke	Linebackers	2005-07
		Inside Linebackers	2008-09
		Linebackers	2012-13
English, Wally	Louisville	Quarterbacks, Receivers	1981-82
Farrell, Brendan	Notre Dame	Assistant Special Teams	2019-20
Fears, Eric	Virginia	Assistant Strength and Conditioning	2004-05
Fipp, Dave	Arizona	Assistant Special Teams	2011-12
Foerster, Chris	Colorado State	Offensive Coordinator	2004
		Offensive Line	2016
		Run Game Coordinator/Offensive Line	2017
Ford, Robert	Houston	Wide Receivers	1998-03
Gailey, Chan	Florida	Offensive Coordinator	2000-01, 20
		Strength	1994-95
Gamble, John	Hampton Institute	Strength and Conditioning	1996-05
		Director of Player Development/Special Assistant to the Head Coach	2006
		Quarterbacks	2005-06
		Offensive Assistant	2000
Garrett, Judd	Princeton	Offensive Quality Control	2001-02, 05
		Offensive Quality Control/QBs	2003
		Offensive Quality Control/WRs	2004
		Defensive Line	1996-99
Godette, Cary	East Carolina	Defensive Line	1996-99
Godsey, George	Georgia Tech	Tight Ends	2019-20
Graham, Patrick	Yale	Defensive Coordinator	2019
Greene, Joe	North Texas State	Defensive Line	1992-95
Grizzard, Josh	Yale	Offensive Quality Control	2017-18
		Quality Control	2019
		Wide Receivers	2020
Hardegree, Bo	Tennessee	Quarterbacks	2016-18
Hafferle, Ernie	Duquesne	Offensive Line	1966-69
Henning, Dan	William & Mary	Quarterbacks, Receivers	1979-80
		Offensive Coordinator	2008-10
Hill, Bert	Auburn-Montgomery	Associate Strength and Conditioning	2005
		Strength and Conditioning	2006
Hill, George	Denison	Linebackers	1989-95
		Defensive Coordinator/Linebackers	1996-99

COACH	SCHOOL	TITLE	YEARS
Hill, Renaldo	Michigan State	Assistant Defensive Backs	2018
Hilliard, Ike	Florida	Assistant Wide Receivers	2011
Hobby, Marion	Tennessee	Defensive Line	2019-20
Hoffman, Steve	Dickinson	Assistant Special Teams Kicking	2007 2008
Houck, Hudson	Southern California	Offensive Line	2005-07
Idzik, John	Maryland	Offensive Backs	1966-69
Jackson, Bobby	Samford	Running Backs	2007
Jeanpierre, Lemuel	South Carolina	Assistant Offensive Line	2020
Jefferson, Shawn	Central Florida	Wide Receivers	2016-17
Johnson, Ben	North Carolina	Assistant Head Coach/Offense	2018
		Offensive Assistant	2012
		Assistant Quarterbacks	2013-15
		Tight Ends	2015
		Assistant Wide Receivers	2016-17
		Wide Receivers	2018
Jones, Daronte	Morgan State	Assistant Defensive Backs	2016-17
Jones, Pat	Arkansas	Tight Ends	1996-03
Jones, Travis	Georgia	Assistant Defensive Line	2005
		Outside Linebackers	2006
		Defensive Line (Ends)	2007
Joseph, Vance	Colorado	Defensive Coordinator	2016
Judge, Mike	Springfield College	Quality Control	2019-20
Keane, Tom	West Virginia	Defensive Backs	1966-75
		Defensive Backs, Punting	1976-84
		Special Teams	1985
Kocurek, Kris	Texas Tech	Defensive Line	2018
Koening, Les	Texas	Offensive Staff Assistant	1997
Krein, Darren	Miami (Fla.)	Strength and Conditioning	2011-15
Kuntz, Curt	Kent State	Assistant Defensive Backs	2020
Kuper, Chris	North Dakota State	Offensive Quality Control	2016
		Asst. Offensive Line	2017-18
Lazor, Bill	Cornell	Offensive Coordinator	2014-15
Lee, David	Vanderbilt	Quarterbacks	2008-10
Leonard, Rob	North Carolina State	Linebackers	2019
		Assistant Defensive Line	2020
Lewis, Bill	East Stroudsburg	Defensive Nickel Package	1996-04
Linehan, Scott	Idaho	Offensive Coordinator	2005
Loggains, Dowell	Arkansas	Offensive Coordinator	2018
Lombardi, Matt	Delaware	Quality Control	2019
Maalouf, Marwan	Baldwin-Wallace	Assistant Special Teams	2013-18
Marcus, Evan	Ithaca	Strength and Conditioning	2008-10
Marshall, Marvin	South Carolina State	Offensive Quality Control	2007
Marshall, Steve	Louisville	Offensive Line	2020
Martin, Ben	Trinity College (Conn.)	Offensive Assistant	2014-15
Maser, Mike	Buffalo	Offensive Line	2008
Matheson, Bob	Duke	Special Teams	1983
		Special Teams, Linebackers	1984
		Linebackers	1985-86
Maxie, Brett	Texas Southern	Secondary (Safeties)	2007
McGeoghan, Phil	Maine	Assistant Wide Receivers	2012-15
		Wide Receivers	2015
McGeorge, Rich	Elon	Assistant Offensive Line, Tight Ends	1993-95
		Assistant Offensive Line	1996-99
McKinney, Rusty	Towson	Defensive Quality Control	2016-18
McPeak, Bill	Pittsburgh	Offense	1973-74
Mosley, Chris	Washington & Jefferson	Assistant Offensive Line	2012-13
Mularkey, Mike	Florida	Offensive Coordinator	2006
		Tight Ends	2007
Muschamp, Will	Georgia	Assistant Head Coach/Defense	2005
Nathan, Tony	Alabama	Coaches' Assistant	1989-92
		Offensive Backs	1993-95
		Running Backs	2011-15
Nixon, Jeff	Penn State	Defensive Coordinator	2010-11
Nolan, Mike	Oregon	Assistant Defensive Line/Def. Assistant	2000
Nunn, Robert	Oklahoma State	Assistant Def. Line/Def. Qual. Control	2001-02
Oden, Tony	Baldwin-Wallace	Defensive Backs	2018
		Safeties	2019
Ohrt, Brad	Appalachian State	Assistant Strength and Conditioning	2007
O'Keefe, Ken	John Carroll	Wide Receivers	2012-15
		Senior Offensive Assistant	2015
O'Shea, Chad	Houston	Offensive Coordinator	2019
Olivadotti, Tom	Upsala	Defensive Coordinator	1987-95

COACH	SCHOOL	TITLE	YEARS
Parmalee, Bernie	Ball State	Assistant Special Teams	2002
		Assistant Special Teams/Off. Assistant	2003
		Tight Ends	2004
Pasqualoni, Paul	Penn State	Defensive Coordinator	2008-09
Pelligrini, Bob	Maryland	Linebackers	1966-67
Phillips, Mel	North Carolina A&T	Defensive Backs	1985-95
		Secondary	1996-06
		Secondary (Cornerbacks)	2007
Pires, Glenn	Springfield College	Assistant Defensive Line	2003-04
		Defensive Quality Control	2005-06
		Assistant Linebackers	2007
Puloka, Dave	Holy Cross	Assistant Strength and Conditioning	2008-15
		Head Strength and Conditioning	2016-20
Quinn, Dan	Salisbury	Defensive Line	2005-06
Rath, Ted	Toledo	Assistant Strength and Conditioning	2016
Reid, Jim	Maine	Outside Linebackers	2008-09
Reynolds, Diron	Wake Forest	Defensive Line (Tackles)	2007
Rizzi, Darren	Rhode Island	Assistant Special Teams	2009-10
		Special Teams Coordinator	2010-15
		Asst. Head Coach/Special Teams Coord.	2015-16
		Assoc. Head Coach/Special Teams Coord.	2017-18
Robiskie, Terry	Louisiana State	Wide Receivers	2007
Rodgers, Kacy	Tennessee	Defensive Line	2008-14
Roll, Brad	Stephen F. Austin	Assistant Strength and Conditioning	1996-03
Sanders, Bob	Davidson	Linebackers	2001-04
Sandusky, John	Villanova	Offensive Line, Running Game	1976-81
		Offensive Line	1982-88
		Assistant Head Coach/Offensive Line	1989-94
Saunders, Al	San Jose State	Senior Offensive Assistant	2015
Saxon, James	San Jose State	Running Backs	2008-10
Scarry, Mike	Waynesburg	Defensive Line	1970-74
		Defensive Line, Run Defense	1975-85
Schiotz, Matt	Wisconsin-La Crosse	Strength and Conditioning	2007
Schnelker, Bob	Bowling Green	Receivers	1974
Schnellenberger, Howard	Kentucky	Offense, Receivers	1970-72
		Offense, Receivers, Passing Game	1975-78
Schuplinski, Jerry	John Carroll	Assistant Quarterbacks	2019
Seiple, Larry	Kentucky	Wide Receivers	1988-97
		Quarterbacks	1998-99
Sekanovich, Dan	Tennessee	Defensive Line	1986-91
Shannon, Randy	Miami (Fla.)	Defensive Staff Assistant	1998-99
		Linebackers	2000
Shea, Terry	Oregon	Quarterbacks	2007
Sheridan, Bill	Grand Valley State	Linebackers	2010-11
Sherman, Mike	Central Connecticut St.	Offensive Coordinator	2012-13
Shula, David	Dartmouth	Receivers	1982-84
		Receivers, Quarterbacks	1985
		Assistant Head Coach/Rec., QBs	1986-87
		Assistant Head Coach/QBs, Pass Game	1988
Shula, Mike	Alabama	Coaches' Assistant	1991-92
		Quarterbacks	2000-02
Smart, Kirby	Georgia	Safeties	2006
Smith, Kolby	Louisville	Quality Control	2020
Smith, Richard	Fresno State	Defensive Coordinator	2005
Sparano, Jr., Tony	Albany	Offensive Quality Control	2011
Stephenson, Dwight	Alabama	Assistant Offensive Line	1992
Stevens, Gary	John Carroll	Quarterbacks, Pass Offense	1989-91
		Offense, Quarterbacks	1992-95
		Offensive Coordinator	1996-97
Studesville, Eric	Wisconsin-Whitewater	Run Game Coordinator/Running Backs	2018
		Running Backs	2019-20
Studley, Chuck	Illinois	Defense	1984-86
		Linebackers	1987-88
Sullivan, Jerry	Delta State	Wide Receivers	2004
Taseff, Carl	John Carroll	Offensive Backs	1970-74
		Offensive Backs, Kickers	1975
		Offensive Backs, Special Teams	1976-82
		Offensive Backs	1983-92
		Staff Assistant	1993
Taylor, Zac	Nebraska	Assistant Quarterbacks	2012
		Quarterbacks	2013-15
Trestman, Marc	Minnesota	Assistant Head Coach/Quarterbacks	2004
Turner, Jim	Boston College	Offensive Line	2012-13

COACH	SCHOOL	TITLE	YEARS
Turner, Norv	Oregon	Asst. Head Coach/Off. Coord.	2002-03
Underwood, Tiquan	Rutgers	Quality Control	2019
Wade, Junior	South Carolina State	Strength and Flexibility Strength and Conditioning Conditioning	1983-84 1985-93 1994-95
Wahle, Mike	Naval Academy	Assistant Tight Ends	2015
Walker, Chad	Louisiana State	Defensive Quality Control	2007
Walston, Bobby	Georgia	Receivers, Kicking	1966-67
Wannstedt, Dave	Pittsburgh	Assistant Head Coach	1999
Washburn, Jeremiah	Arkansas	Assistant Offensive Line Offensive Line	2016 2018
Washburn, Jim	Gardner-Webb	Sr. Defensive Ass't./Pass Rush	2016
Westhoff, Mike	Wichita State	Special Teams, Tight Ends Special Teams, Ass't Off. Line Special Teams	1986-88 1989 1990-00
Williams, Bobby	Purdue	Running Backs	2005-06
Williams, Terrell	East Carolina	Defensive Line	2015-17
Wise, Tony	Ithaca	Offensive Line	2001-04

ALL-TIME ROSTER – PLAYERS

(list only includes players who appeared in at least one Dolphins regular-season or postseason game)

A				
PLAYER	POS	SCHOOL	NUM	YEARS
Aaitui, Isaako	DT	Nevada-Las Vegas	97	2013
Abdul-Jabbar, Karim	RB	UCLA	33	1996-99
Abdul-Quddus, Isa	S	Fordham	24	2016
Adams, Keith	LB	Clemson	57	2006
Adams, Stefon	S	East Carolina	47	1990
Ahanotu, Chidi	DE	California	75	2004
Ahmed, Salvon	RB	Washington	26	2020
Ahrens, Dave	LB	Wisconsin	50	1989
Aikens, Walt	CB/S	Liberty	35	2014-19
Ajayi, Jay	RB	Boise State	23	2015-17
Alabi, Anthony	T	TCU	79	2005-07
Alama-Francis, Ikaika	LB	Hawaii	59	2010-11
Albert, Branden	T	Virginia	71, 76	2014-16
Albright, Ethan	T	North Carolina	71	1995
Alexander, Bruce	CB	Stephen F. Austin	32	1992-93
Alexander, Gerald	CB	Boise State	40	2011
Alexander, John	DE	Rutgers	76	1977-78
Alleman, Andy	G	Akron	57	2008
Allen, Chase	LB	Southern Illinois	59	2017-18
Allen, Jason	S/CB	Tennessee	32	2006-10
Allen, Jeff	CB	California-Davis	43	1980
Allen, Nate	S	South Florida	29	2017
Allen, Will	CB	Syracuse	25	2006-11
Alonso, Kiko	LB	Oregon	47	2016-18
Amaya, Jonathon	CB	Nevada	40, 29	2010, 2012
Amendola, Danny	WR	Texas Tech	80	2018
Anderson, Bennie	G	Tennessee State	63	2006
Anderson, Charlie	LB	Mississippi	56	2008-09
Anderson, Dick	S	Colorado	40	1968-77
Anderson, Dunstan	DE	Tulsa	71	1997
Anderson, Terry	WR	Bethune-Cookman	85	1977-78
Andrew, Troy	C/G	Duke	65	2001-02
Andrews, John	DE	Morgan State	70	1975-76
Anthony, Stephone	LB	Clemson	44	2017-18
Arkin, David	G	Missouri State	66	2013
Armstrong, Anthony	WR	West Texas A&M	87	2012
Armstrong, Antonio	LB	Texas A&M	58	1995
Armstrong, Cornell	CB	Southern Mississippi	31	2018
Armstrong, Trace	DE	Florida	93	1995-00
Arnold, Jim	P	Vanderbilt	6	1994
Asiata, Isaac	G	Utah	68	2017-18
Atkins, Gene	S	Florida A&M	28	1994-96
Auer, Joe	RB	Georgia Tech	32	1966-67
Austin, Marvin	DT	North Carolina	58	2013
Avery, John	RB	Mississippi	20	1998-99
Ayanbadejo, Brendon	LB	UCLA	50	2003-04

A

PLAYER	POS	SCHOOL	NUM	YEARS
Ayanbadejo, Obafemi	FB	San Diego State	30	2003
Ayodele, Akin	LB	Purdue	51	2008-09

B

PLAYER	POS	SCHOOL	NUM	YEARS
Babb, Charlie	S	Memphis State	49	1972-79
Bachman, Ted	CB	New Mexico State	47	1976
Bademosi, Johnson	CB	Stanford	24	2019
Bailey, Clarence	FB	Hampton	38	1987
Bailey, Elmer	WR	Minnesota	88	1980-81
Bailey, Robert	CB	Miami (Fla.)	23	1996
Baker, Chris	DT	Hampton	95	2010
Baker, Jerome	LB	Ohio State	55	2018-20
Baker, Mel	WR	Texas Southern	82	1974
Baker, Robert	WR	Auburn	16, 83	1999, 2002
Baker, Ryan	DE	Purdue	90	2009-12
Ball, Larry	LB	Louisville	51, 52	1972-74, 1977-78
Ballage, Kalen	RB	Arizona State	27	2018-19
Banks, Fred	WR	Liberty	86	1987-93
Bannon, Bruce	LB	Penn State	58	1973-74
Barber, Kantroy	FB	West Virginia	48	1999
Barber, Rudy	LB	Bethune-Cookman	72	1968
Barisich, Carl	DT	Princeton	78	1977-80
Barnes, Darian	FB	Hampton	36	2005-06
Barnes, Rodrigo	LB	Rice	51	1975
Barnett, Bill	DT	Nebraska	70	1980-85
Barnett, Fred	WR	Arkansas State	80	1996-97
Bartholomew, Brent	P	Ohio State	6	1999
Baty, Greg	TE	Stanford	84	1990-94
Baumann, Charlie	K	West Virginia	7	1991
Baumhower, Bob	DT	Alabama	73	1977-86
Bealles, Bill	T	Northern Iowa	65	1987
Beaudoin, Doug	S	Minnesota	44	1980
Beavers, Aubrey	LB	Oklahoma	53	1994-95
Beck, John	QB	Brigham Young	9	2007-08
Beecher, Willie	K	Utah State	2	1987
Beier, Tom	S	Miami (Fla.)	47	1967, 1969
Bell, Jeremiah	S	Eastern Kentucky	37	2004-11
Bellamy, Ronald	WR	Michigan	15	2004
Benjamin, Guy	QB	Stanford	7	1978-79
Bennett, Charles	DE	Southwestern Louisiana	93	1987
Bennett, Woody	FB	Miami (Fla.)	34	1980-88
Benson, Charles	DE	Baylor	78	1983-84
Berger, Joe	G/C	Michigan Tech	65, 67	2005-06, 2010
Berger, Ron	DE	Wayne State	76	1973
Bess, Davone	WR	Hawaii	15	2008-12
Bessilleu, Don	S	Georgia Tech	46	1979-81
Betters, Doug	DE	Nevada	75	1978-87
Biegel, Vince	LB	Wisconsin	47	2019
Binns, Armon	WR	Cincinnati	19	2012-13
Bishop, Richard	DE	Louisville	72	1982
Blackwood, Glenn	S	Texas	47	1979-87
Blackwood, Lyle	S	Texas Christian	42	1981-86
Bock, John	G	Indiana State	60	1996-00
Boehm, Evan	C/G	Missouri	76	2019
Bokamper, Kim	LB/DE	San Jose State	58	1977-85
Bolcar, Ned	LB	Notre Dame	53	1991-92
Booker, Lorenzo	RB	Florida State	20	2007
Booker, Marty	WR	Louisiana-Monroe	86	2004-07
Bosa, John	DE	Boston College	97	1987-89
Bosarge, Wade	S	Tulsa	48	1977
Boston, David	WR	Ohio State	80	2004-05
Boutwell, Tom	QB	Southern Mississippi	16	1969
Bowden Jr., Lynn	WR	Kentucky	15	2020
Bowens, David	DE	Western Illinois	96	2001-06
Bowens, Tim	DT	Mississippi	95	1994-04
Bowman, Zack	CB	Nebraska	30	2015
Bowser, Charles	LB	Duke	56	1982-85
Boyer, Brant	LB	Arizona	52	1994

B

PLAYER	POS	SCHOOL	NUM	YEARS
Boynnton, John	T	Tennessee	71	1969
Braggs, Stephen	CB/S	Texas	36	1992-93
Bramlett, John	LB	Memphis State	57	1967-68
Branch, Andre	DE	Clemson	50	2016-18
Branch, Mel	DE	Louisiana State	86	1966-68
Braxton, Jim	FB	West Virginia	34	1978
Braxton, Tyrone	S	North Dakota State	34	1994
Breida, Matt	RB	Georgia Southern	22	2020
Brendel, Jake	C	UCLA	64	2016-18
Brenner, Sam	G/C	Utah	65	2013-15
Brigance, O.J.	LB	Rice	58, 57	1996-99
Brightful, Lamont	CB	Eastern Washington	45	2004
Briscoe, Marlin	WR	Omaha	86	1972-74
Bromell, Lorenzo	DE	Clemson	91	1998-01
Brooks, Nate	DB	North Texas	30	2019
Brophy, Jay	LB	Miami (Fla.)	53	1984-86
Brown, Andre	WR	Miami (Fla.)	82	1989-90
Brown, Bud	S	Southern Mississippi	43	1984-88
Brown, Dean	S	Fort Valley State	44	1970
Brown, Donald	CB	Maryland	32	1986
Brown, Evan	C/G	Southern Methodist	68	2019
Brown, J.B.	CB	Maryland	37	1989-96
Brown, James	T	Virginia State	76	1996-99
Brown, Mark	LB	Purdue	51	1983-88
Brown, Ronnie	RB	Auburn	23	2005-10
Brown, Tom	FB	Pittsburgh	36	1987-89
Brownlee, Claude	DE	Benedict College	79	1967
Brudzinski, Bob	LB	Ohio State	59	1981-89
Bruggers, Bob	LB	Minnesota	56, 54	1966-68
Bryan, Courtney	S	New Mexico State	47	2007-08
Bryant, Anthony	DT	Alabama	62	2007
Bryant, Matt	K	Baylor	5	2004
Bua, Tony	LB	Arkansas	51	2004
Buckey, Jeff	G/T	Stanford	77	1996-98
Buckley, Terrell	CB	Florida State	27	1995-99, 2003
Bulaich, Norm	FB	Texas Christian	31	1975-79
Bullough, Chuck	LB	Michigan State	54	1993-94
Buoniconti, Nick	LB	Notre Dame	85	1969-76
Burgess, Fernanza	WR	Morris Brown	82	1984
Burgess, Marvell	S	Henderson State	49	1987
Burnett, Kevin	LB	Tennessee	56	2011-12
Burnett, Rob	DE	Syracuse	90	2002-03
Burton, Shane	DE	Tennessee	75	1996-98
Bush, Reggie	RB	Southern California	22	2011-12
Bushrod, Jermon	G	Towson	74	2016-17
Butler, Brice	WR	San Diego State	14	2018
Butler, Donald	LB	Washington	56	2016
Byars, Keith	FB	Ohio State	41	1993-96

C

PLAYER	POS	SCHOOL	NUM	YEARS
Calhoun, Shaq	G	Mississippi State	62	2019
Callaway, Antonio	WR	Florida	16	2020
Camarillo, Greg	WR	Stanford	83	2007-09
Cameron, Jordan	TE	Southern California	84	2015-16
Campbell, D.J.	S	California	37	2013
Canale, Whit	DE	Tennessee	72	1966
Carey, Vernon	T	Miami (Fla.)	72	2004-11
Carlton, Darryl	T	Tampa	71	1975-76
Carolan, Brett	TE	Washington State	84, 86	1996
Carpenter, Bobby	LB	Ohio State	50	2010
Carpenter, Dan	K	Montana	5	2008-12
Carpenter, Preston	TE	Arkansas	36	1966
Carradine, Tank	DE	Florida State	92	2019
Carroll, Nolan	CB	Maryland	28	2010-13
Carroo, Leonte	WR	Rutgers	88	2016-18
Carter, Cris	WR	Ohio State	88	2002
Carter, Joe	RB	Alabama	23	1984-86
Carter, Kevin	DE	Florida	93	2005-06

PLAYER	POS	SCHOOL	NUM	YEARS
Casares, Rick	RB	Florida	35	1966
Caterbone, Mike	WR	Franklin and Marshall	81	1987
Cefalo, Jimmy	WR	Penn State	81	1978-84
Cesare, Billy	S	Miami (Fla.)	33	1980
Chalenski, Mike	DE	UCLA	70	1997
Chambers, Chris	WR	Wisconsin	84	2001-07
Chambers, Rusty	LB	Tulane	60, 51	1976-80
Charles, Mike	DT	Syracuse	71	1983-86
Charlton, Taco	DE	Michigan	96	2019
Chatman, Jesse	RB	Eastern Washington	22, 28	2005, 2007
Chavez, Laz	LB	Iona	92	1987
Chavis, Eddie	WR	Montclair State	85	1987
Cheek, Louis	T	Texas A&M	77	1988-89
Chekwa, Chimdi	CB	Ohio State	38	2016
Chesley, John	TE	Oklahoma State	86	1984
Chesser, George	RB	Delta State	28, 31	1966-67
Chester, Larry	DT	Temple	64	2002-04
Clabo, Tyson	T	Wake Forest	77	2013
Clancy, Jack	WR	Michigan	24	1967-69
Clancy, Sean	LB	Amherst	57	1978
Clark, Desmond	TE	Wake Forest	85	2002
Clark, Gary	WR	James Madison	84	1995
Clark, Greg	LB	Arizona State	51	1989
Clark, Robert	WR	North Carolina Central	81	1992
Clark, Steve	G	Utah	76	1982-85
Clay, Charles	FB/TE	Tulsa	31, 42	2011-14
Clayton, Mark	WR	Louisville	83	1983-92
Clemons, Chris	S	Clemson	30	2009-13
Cleveland, Greg	T	Florida	61	1987
Cline, Jackie	DT	Alabama	98	1987-89
Clutts, Tyler	FB	Fresno State	40	2013
Cobbs, Patrick	RB	North Texas	38	2006-10
Coe, Michael	CB	Alabama State	32	2012
Colbert, Adrian	S	Miami (Fla.)	36	2019
Cole, Terry	RB	Indiana	31	1971
Coleman, Deandre	DT	California	62	2014-15
Coleman, Marco	DE	Georgia Tech	90	1992-95
Colledge, Daryn	G	Boise State	67	2014
Collins, Cecil	RB	McNeese State	34	1999
Collins, Roosevelt	LB	Texas Christian	52	1992
Collins, Tony	RB	East Carolina	34	1990
Colombo, Marc	T	Boston College	71	2011
Colzie, Neal	S	Ohio State	20	1979
Condren, Brannon	S	Troy	28	2008
Conlin, Chris	G/C	Penn State	67	1987
Cook, Ryan	C	New Mexico	62	2011
Cooke, Ed	DE	Maryland	80	1966-67
Cooper, Louis	LB	Western Carolina	50	1991
Coples, Quinton	DE	North Carolina	98	2015
Copeland, Horace	WR	Miami (Fla.)	80	1998
Cornelius, Charles	CB	Bethune-Cookman	44	1977-78
Cornish, Frank	DT	Grambling State	71	1970-71
Cousin, Terry	CB	South Carolina	21	2001
Cowan, Larry	RB	Jackson State	43	1982
Cox, Arthur	TE	Texas Southern	88	1991
Cox, Bryan	LB	Western Illinois	51	1991-95
Cox, Chandler	FB	Auburn	38, 27	2019-20
Cox, Jim	TE	Miami (Fla.)	83	1968
Cramer, Casey	FB	Dartmouth	30	2008
Craver, Aaron	RB	Fresno State	34, 32, 44	1991-94
Crawford, James	LB	Illinois	51	2019
Crawford, Mike	LB	Nevada-Las Vegas	56	1997-98
Crawford, Xavier	CB	Central Michigan	29	2019
Crawley, Ken	CB	Colorado	32	2019
Cribbs, Joe	RB	Auburn	20	1988
Crocker, Chris	S	Marshall	20	2008
Cronin, Bill	TE	Boston College	90	1966
Cross, Jeff	DE	Missouri	91	1988-95
Crowder, Channing	LB	Florida	52	2005-10
Crowder, Randy	DT	Penn State	74	1974-76

C

PLAYER	POS	SCHOOL	NUM	YEARS
Crusan, Doug	T	Indiana	77	1968-74
Csonka, Larry	FB	Syracuse	39	1968-74, 1979
Culpepper, Daunte	QB	Central Florida	8	2006
Culver, Tyrone	S	Fresno State	29, 36	2008-12
Current, Mike	T	Ohio State	79, 71	1967, 1977-79
Curtis, Kevin	WR	Utah State	83	2010
Cutler, Jay	QB	Vanderbilt	6	2017

D

PLAYER	POS	SCHOOL	NUM	YEARS
Daniels, Travis	CB	Louisiana State	21, 29	2005-07
Dar Dar, Kirby	WR	Syracuse	15, 87, 80	1995-98
Darius, Donovin	S	Syracuse	40	2007
Dansby, Karlos	LB	Auburn	58	2010-12
Darkwa, Orleans	RB	Tulane	32	2014
Darnall, Bill	WR	North Carolina	42	1968-69
Darr, Matt	P	Tennessee	4	2015-16
Davenport, Julián	T	Bucknell	70	2019-20
Davenport, Ron	FB	Louisville	30	1985-89
Davis, Gary	RB	Cal Poly-SLO	27	1976-79
Davis, Jalen	CB	Utah State	36	2018
Davis II, Jamal	LB	Akron	59	2019
Davis, Jesse	G/T	Idaho	77	2017-20
Davis, Raekwon	DT	Alabama	98	2020
Davis, Ted	LB	Georgia Tech	54	1970
Davis, Trevor	WR	California	89	2019
Davis, Vontae	CB	Illinois	21	2009-11
Davis, Will	CB	Utah State	29	2013-15
DeBerg, Steve	QB	San Jose State	17	1993
Deiter, Michael	C/G	Wisconsin	63	2019-20
Del Gaizo, Jim	QB	Tampa	11	1972, 1975
Dellenbach, Jeff	T/C	Wisconsin	65	1985-94
Delmas, Louis	S	Western Michigan	25	2014-15
DeMarco, Bob	C	Dayton	61	1970-71
Den Herder, Vern	DE	Central College (Iowa)	86, 83	1971-82
Dennard, Mark	C	Texas A&M	63	1978-83
Denney, Mike	LB	Southern Mississippi	52	1976
Denney, John	LS	Brigham Young	97, 92	2005-18
Dennis, Mark	T	Illinois	74	1987-93
Denson, Autry	RB	Notre Dame	21	1999-00
Derby, A.J.	TE	Arkansas	85	2017-18
Diamond, Lorenzo	TE	Auburn	87	2005
Diana, Rich	RB	Yale	33	1982
Dixon, Cal	C	Florida	63	1996
Dixon, Mark	G/T	Virginia	63	1998-03
Dobbins, Tim	LB	Iowa State	51	2010
Donnal, Andrew	T	Iowa	78	2019
Donnalley, Kevin	G	North Carolina	65	1998-00
Dornbrook, Thom	G	Kentucky	61	1980
Dotson, Al	DT	Grambling State	79	1966
Dotson, Dewayne	LB/FB	Mississippi	59, 49	1994-95, 1997
Dotson, Lionel	DE	Arizona	71, 95	2008-10
Douglas, Jamil	G/C	Arizona State	75	2015-16
Douglas, Leland	WR	Baylor	89	1987
Doxzon, Todd	WR/QB	Iowa State	17	1998
Drake, Kenyan	RB	Alabama	32	2016-19
Drayton, Troy	TE	Penn State	84	1996-99
Drougas, Tom	T	Oregon	78	1975-76
Duarte, Thomas	TE	UCLA	83	2016-17
Duhe, A.J.	LB/DE	Louisiana State	77	1977-84
Dunaway, Jim	DT	Mississippi	78	1972
Duper, Mark	WR	Northwestern State (La.)	85	1982-92
Dvorak, Rick	DE	Wichita State	75	1977
Dyer, Deon	FB	North Carolina	33	2000-02

E

PLAYER	POS	SCHOOL	NUM	YEARS
Easlick, Doug	FB	Virginia Tech	42	2004
Edmunds, Ferrell	TE	Maryland	80	1988-92

E

PLAYER	POS	SCHOOL	NUM	YEARS
Edmunds, Randall	LB	Georgia Tech	55	1968-69
Edwards, Antuan	S	Clemson	21	2004
Edwards, Robert	RB	Georgia	47	2002
Egnew, Michael	TE	Missouri	84	2012-13
Eguavoen, Sam	LB	Texas Tech	49	2019-20
Elia, Bruce	LB	Ohio State	50	1975
Ellerbe, Dannel	LB	Georgia	59	2013-14
Ellis, Craig	RB	San Diego State	33	1986
Ellis, Ken	CB	Southern	48	1976
Emanuel, Bert	WR	Rice	87	2000
Emanuel, Frank	LB	Tennessee	50	1966-69
Emtman, Steve	DT	Washington	94	1995-96
Ephraim, Alonzo	C/G	Alabama	63	2005
Epps, Dedrick	TE	Miami (Fla.)	81	2010
Erickson, Craig	QB	Miami (Fla.)	7	1996-98
Erlandson, Tom	LB	Washington State	53	1966-67
Evans, Frederick	DT	Texas State	62	2006
Evans, Heath	FB	Auburn	44	2005
Evans, Norm	T	Texas Christian	73	1966-75

F

PLAYER	POS	SCHOOL	NUM	YEARS
Faola, Nuu	FB	Hawaii	34	1989
Faison, Earl	DE	Indiana	84	1966
Fales, David	QB	San Jose State	9	2017
Farley, Dale	LB	West Virginia	58	1971
Farmer, George	WR	Southern	86	1987
Fasano, Anthony	TE	Notre Dame	80	2008-12, 2017
Faulkner, Jeff	DE	Southern	75	1990
Fede, Terrence	DE	Marist	78	2014-17
Feeley, A.J.	QB	Oregon	7	2004-05
Feely, Jay	K	Michigan	3	2007
Feinga, Ray	G	Brigham Young	69	2010-11
Fejedelem, Clayton	S	Illinois	42	2020
Feldman, Todd	WR	Kent State	82	1987
Ferguson, Blake	LS	LSU	50	2020
Ferguson, Jason	DT	Georgia	95	2008-09
Fernandez, Manny	DT	Utah	75	1968-75
Fiedler, Jay	QB	Dartmouth	9	2000-04
Fields, Brandon	P	Michigan State	4, 2	2007-14
Fifita, Steve	DT	Utah	60	2007
Finnegan, Cortland	CB	Samford	24	2014
Fitzpatrick, Minkah	S	Alabama	29	2018-19
Fitzpatrick, Ryan	QB	Harvard	14	2019-20
Fleming, Marv	TE	Utah	80	1970-74
Flemons, Ronald	DE	Texas A&M	79	2004
Fletcher, Jamar	CB	Wisconsin	24, 21	2001-03
Flowers, Ereck	G	Miami (Fla.)	75	2020
Fluellen, Andre	DT	Florida State	90	2012
Folau, Spencer	T	Idaho	60	2001
Foley, Tim	CB/S	Purdue	25	1970-80
Folsom, J.D.	LB	Weber State	59	2009
Fonoti, Toniu	G	Nebraska	71	2006
Ford, Isaiah	WR	Virginia Tech	84	2018-20
Forsey, Brock	RB	Boise State	43	2004
Foster, Arian	RB	Tennessee	29	2016
Foster, Jerome	DT	Ohio State	78	1986
Foster, Roy	G	Southern California	61	1982-90
Fowler, Charlie	G	Houston	71	1967-68
Fowlkes, Dennis	LB	West Virginia	52	1987
Fox, Jason	T	Miami (Fla.)	74	2014-15
Foxx, Dion	LB	James Madison	57	1994-95
Francis, A.J.	DT	Maryland	96	2015
Franklin, Andra	FB	Nebraska	37	1981-84
Franklin, Tony	K	Texas A&M	1	1988
Franks, Andrew	K	Rensselaer Polytechnic Inst.	3	2015-16
Frazier, Kavon	S	Central Michigan	35	2020
Freeman, Arturo	S	South Carolina	27, 20	2000-04
Freeny, Jonathan	LB	Rutgers	59, 56	2012-14
Frerotte, Gus	QB	Tulsa	11	2005

F

PLAYER	POS	SCHOOL	NUM	YEARS
Fryar, Irving	WR	Nebraska	80	1993-95
Frye, Brandon	T	Virginia Tech	76	2008
Frye, David	LB	Purdue	53	1986-89
Fultz, Mike	DT	Nebraska	76, 72	1981
Funchess, Tom	T	Jackson State	70	1974
Furjanic, Tony	LB	Notre Dame	58	1988

G

PLAYER	POS	SCHOOL	NUM	YEARS
Gado, Samkon	RB	Liberty	27	2007
Gadsden, Oronde	WR	Winston-Salem State	86	1998-03
Gaffney, Jabar	WR	Florida	10	2012
Gaines, Chris	LB	Vanderbilt	58	1988
Gaines, William	DT	Florida	93	1994
Galbreath, Harry	G	Tennessee	62	1988-92
Galyon, Scott	LB	Tennessee	58	2000-02
Gamble, Trent	S	Wyoming	42	2000-03
Gardener, Daryl	DT	Baylor	92	1996-01
Gardner, Andrew	T	Georgia Tech	63	2009
Gardner, Donnie	DE	Kentucky	79	1991
Garner, Nate	G/T	Arkansas	75	2009-14
Gary, Cleveland	RB	Miami (Fla.)	32	1994
Gary, Shamiel	S	Oklahoma State	27	2015
Gaskin, Myles	RB	Washington	37	2019-20
Gates, Clyde	WR	Abilene-Christian	10	2011
Gbaja-Biamila, Akbar	DE	San Diego State	93	2007
Geathers, Clifton	DE	South Carolina	62	2010
Gesicki, Mike	TE	Penn State	86, 88	2018-20
Giaquinto, Nick	RB	Connecticut	35	1980-81
Gibson, Brandon	WR	Washington State	10	2013-14
Gibson, Ernest	CB	Furman	42	1989
Giesler, Jon	T	Michigan	79	1979-88
Gilchrist, Cookie	RB	None	2	1966
Gillisle, Mike	RB	Florida	23	2013-14
Gilmore, Bryan	WR	Midwestern State	82	2004-05
Gilmore, Jim	G	Ohio State	66	1987
Ginn, Hubert	RB	Florida A&M	32, 33, 28	1970-75
Ginn, Ted Jr.	WR	Ohio State	19	2007-09
Glenn, Jason	LB	Texas A&M	51	2005
Glenn, Kerry	CB	Minnesota	35	1990-92
Goar, Guy	C	Colorado State	67	1987
Godchaux, Davon	DT	Louisiana State	56	2017-20
Gogan, Kevin	G	Washington	66	1999
Golic, Mike	DT	Notre Dame	96	1993
Goode, Irv	C/G	Kentucky	55	1973-74
Goode, Kerry	RB	Alabama	22	1989
Goode, Tom	C	Mississippi State	58	1966-69
Goodman, André	CB	South Carolina	29, 21	2006-08
Goodwin, Hunter	TE	Texas A&M	83	1999-01
Gordon, Lamar	RB	North Dakota State	30	2004
Gordon, Larry	LB	Arizona State	50	1976-82
Gore, Frank	RB	Miami (Fla.)	21	2018
Gore, Stacy	P	Arkansas State	3	1987
Grady, Garry	S	Eastern Michigan	29	1969
Graf, Rick	LB	Wisconsin	58, 99	1987-90
Graham, Shayne	K	Virginia Tech	16	2011
Gramatica, Bill	K	South Florida	11	2004
Grant, African	S	Illinois	41	1990
Grant, Ernest	DT	Arkansas Pine-Bluff	97	2000-01
Grant Sr., Jakeem	WR	Texas Tech	19	2016-20
Grau, Jeff	LS	UCLA	47	2003
Gray, Chris	G	Auburn	62	1993-96
Gray, Jonas	RB	Notre Dame	29	2015
Gray, MarQueis	TE	Minnesota	48	2016-17
Green, Chris	CB/S	Illinois	42	1991-94
Green, Cleveland	T	Southern	61, 74	1979-86
Green, Eric	TE	Liberty	86	1995
Green, Hugh	LB	Pittsburgh	55	1985-91
Green, Ray	S	South Carolina	40	2001-02

6

PLAYER	POS	SCHOOL	NUM	YEARS
Green, Trent	QB	Indiana	10	2007
Green, Yatil	WR	Miami (Fla.)	87	1997-99
Greene, Andrew	G	Indiana	68	1995
Greenwood, Morlon	LB	Syracuse	52	2001-04
Gregory, Damian	DT	Illinois State	75, 98	2000-01
Griese, Bob	QB	Purdue	12	1967-80
Griese, Brian	QB	Michigan	14	2003
Griggs, David	LB/DE	Virginia	92	1989-93
Grigsby, Boomer	FB	Illinois State	46	2008
Grimes, Brent	CB	Shippensburg	21	2013-15
Grimsley, John	LB	Kentucky	59	1991-93
Groth, Jeff	WR	Bowling Green	85	1979
Grove, Jake	C	Virginia Tech	64	2009
Gruber, Bob	T	Pittsburgh	71	1987
Grugier-Hill, Kamu	LB	Eastern Illinois	51	2020

H

PLAYER	POS	SCHOOL	NUM	YEARS
Haack, Matt	P	Arizona State	16, 2	2017-20
Hadnot, Rex	C/G	Houston	66	2004-07
Hagan, Derek	WR	Arizona State	82	2006-08
Haley, Jermaine	DT	Butte College	94	2000-02
Halterman, Aaron	TE	Indiana	80	2007
Hamilton, Michael	LB	North Carolina A&T State	50	2000
Hammond, Kim	QB	Florida State	15	1968
Hampton, Lorenzo	RB	Florida	27	1985-89
Hand, Norman	DT	Mississippi	96, 98	1995-96
Harden, Bobby	S	Miami (Fla.)	45	1990-93
Hardy, Bruce	TE	Arizona State	84	1978-89
Harper, Jack	RB	Florida	29	1967-68
Harrington, Joey	QB	Oregon	3	2006
Harris, Al	CB	Texas A&M-Kingsville	31	2010
Harris, Anthony	LB	Auburn	51	1996-99
Harris, Charles	DE	Missouri	90	2017-19
Harris, Corey	S	Vanderbilt	25	1997
Harris, Duriel	WR	New Mexico State	26, 82	1976-83, 1985
Harris, Leroy	FB	Arkansas State	38	1977-78
Harris, Trent	LB	Miami (Fla.)	97	2019
Harris, Tuff	S	Montana	35	2007
Harrison, Lloyd	CB	North Carolina State	20	2002
Hartage, Montre	S	Northwestern	41	2019
Hartline, Andrew	G	Central Michigan	60	2009
Hartline, Brian	WR	Ohio State	82	2009-14
Hatcher, Dale	P	Clemson	7	1993
Hawthorne, Ed	NT	Minnesota	74	1995
Hayes, Jeff	P	North Carolina	5	1987
Hayes, William	DE	Winston-Salem State	95	2017-18
Hayes, Tae	CB	Appalachian State	22, 30	2019-20
Haynes, Abner	RB	North Texas State	28	1967
Haynos, Joey	TE	Maryland	81	2008-09
Hazel, Matt	WR	Coastal Carolina	83	2015
Heath, Clayton	RB	Wake Forest	35	1976
Heath, T.J.	CB	Jacksonville State	36	2014
Heffner-Liddiard, Brody	TE	Colorado	48	2000
Heflin, Vince	WR	Central State (Ohio)	88	1982-85
Heinz, Bob	DT	Pacific	72	1969-77
Heller, Ron	T	Penn State	73	1993-95
Heller, Will	TE	Georgia Tech	85	2005
Hendel, Andy	LB	North Carolina State	90	1986
Hendricks, Tommy	LB	Michigan	51	2000-03
Hendy, A.J.	S	Maryland	37	2016
Henne, Chad	QB	Michigan	7	2008-11
Henry, Charles	TE	Miami (Fla.)	87	1991
Henry, Leonard	RB	East Carolina	26	2002-04
Hester, Ron	LB	Florida State	53	1982-84
Hewitt, Neville	LB	Marshall	46	2015-17
Higgins, Jim	G	Xavier	65	1966
Higgs, Mark	RB	Kentucky	21	1990-94
Hill, Barry	S	Iowa State	44	1975-76
Hill, Eddie	RB	Memphis State	31	1981-84

H

PLAYER	POS	SCHOOL	NUM	YEARS
Hill, Ike	WR	Catawba	81	1976
Hill, Nate	DE	Auburn	92	1988
Hill, Randal	WR	Miami (Fla.)	81, 89	1991, 1995-96
Hill, Ray	CB	Michigan State	28	1998-00
Hill, Renaldo	S	Michigan State	24	2006-08
Hill, Sean	CB/S	Montana State	31	1994-96
Hilliard, Lex	RB	Montana	26	2009-11
Hines, Jimmy	WR	Texas Southern	99	1969
Hobley, Liffort	S	Louisiana State	29	1987-93
Holley, Nate	S	Kent State	36	2020
Holliday, Vonnie	DT/DE	North Carolina	91	2005-08
Hollier, Dwight	LB	North Carolina	50	1992-99
Hollins, Mack	WR	North Carolina	86	2019-20
Holmes, Alex	TE	Southern California	89	2005
Holmes, John	DE	Florida A&M	85	1966
Holmes, Mike	WR	Texas Southern	43	1976
Hood, Ziggy	DT	Missouri	97	2018
Hooper, Trell	CB	Memphis State	45	1987
Hoover, Houston	G	Jackson State	64	1994
Hopkins, Jerry	LB	Texas A&M	51	1967-68
Hoskins, Gator	TE	Marshall	89	2014
Howard, Jordan	RB	Indiana	34	2020
Howard, Reggie	CB	Memphis	25	2004-05
Howard, Xavien	CB	Baylor	25	2016-20
Howell, Mike	S	Grambling State	44	1972
Howell, Steve	FB	Baylor	36	1979-81
Huard, Damon	QB	Washington	11	1997-00
Huddleston, Jim	G	Virginia	68	1987
Hudock, Mike	C	Miami (Fla.)	52	1966
Hull, Mike	LB	Penn State	45	2015-18
Humphrey, Bobby	RB	Alabama	44	1992
Hunt, Jack	S	Louisiana State	43	2006
Hunt, Robert	G/T	Louisiana-Lafayette	68	2020
Hunter, Billy	RB	Syracuse	24	1966
Hunter, Jeff	DE	Albany (Ga.) State	97	1992-93
Hunter, Justin	WR	Tennessee	15	2016
Hurns, Allen	WR	Miami (Fla.)	17	2019
Hutton, Tom	P	Tennessee	4	1999

I

PLAYER	POS	SCHOOL	NUM	YEARS
Iaquaniello, Mike	S	Michigan State	48	1991
Igbinoghene, Noah	CB	Auburn	23	2020
Incognito, Richie	G/C	Nebraska	68	2010-13
Ingram, Mark	WR	Michigan State	82	1993-94
Irvin, Mark	S	Bethune-Cookman	46	1987
Irvin, Heath	G	Colorado	66	2000-01
Irvin, Tim	T	Tennessee	76	1994
Isidora, Danny	G	Miami (Fla.)	65	2019
Ismail, Qadry	WR	Syracuse	86	1997
Isom, Rickey	FB	North Carolina State	20	1987
Izzo, Larry	LB	Rice	53	1996-00

J

PLAYER	POS	SCHOOL	NUM	YEARS
Jackson, Austin	T	Southern California	73	2020
Jackson, Calvin	CB/S	Auburn	38	1994-99
Jackson, Eddie	CB	Arkansas	35, 20	2005-06
Jackson, Frank	WR	Southern Methodist	26	1966-67
Jackson, Keith	TE	Oklahoma	88	1992-94
Jackson, Tyoka	DE	Penn State	97	1994
Jackson, Vestee	CB	Washington	24	1991-93
Jacobs, Ray	DT	Howard Payne	84	1967-68
Jacobs, Tim	CB	Delaware	34	1996-97
Jacobson, Steve	DE	Abilene-Christian	72	1987
Jacox, Kendyl	G	Kansas State	64	2006
Jacquet, Nate	WR	San Diego State	19, 88	1998-99
James, Ja'Wuan	T	Tennessee	70	2014-18
James, Jen0	G	Auburn	78	2004-06

J

PLAYER	POS	SCHOOL	NUM	YEARS
James, LaMichael	RB	Oregon	33	2014-15
Jaquess, Pete	S	Eastern New Mexico	44	1966-67
Jarostchuk, Ilia	LB	New Hampshire	58	1988
Jaworski, Ron	QB	Youngstown State	17	1987-88
Jeffries, Greg	S	Virginia	25	1999-00
Jenkins, Al	G/T	Tulsa	60	1972
Jenkins, Corey	LB	South Carolina	57	2003-04
Jenkins, Ed	RB	Holy Cross	28	1972
Jenkins, Jelani	LB	Florida	53	2013-16
Jenkins, John	DT	Georgia	95	2019
Jennings, Gary	WR	West Virginia	16	2019
Jennings, Greg	WR	Western Michigan	85	2015
Jensen, Jim	QB/WR/RB	Boston University	11	1981-92
Jerman, Greg	G/T	Baylor	60	2002-04
Jerry, John	G	Mississippi	74	2010-13
Joe, Billy	RB	Villanova	33	1966
John, Ulrick	T	Georgia State	68	2015
Johnson, Al	C	Wisconsin	60	2008
Johnson, Albert	WR	Southern Methodist	16, 83	2001-02
Johnson, Anthony	DT	Louisiana State	76	2014
Johnson, Curtis	CB	Toledo	45	1970-78
Johnson, Dan	TE	Iowa State	87	1983-87
Johnson, Demetrious	S	Missouri	23	1987
Johnson, Greg	G	Oklahoma	73	1988
Johnson, J.J.	RB	Mississippi State	32	1999-01
Johnson, James-Michael	LB	Nevada	56	2015
Johnson, Larry	RB	Penn State	23	2011
Johnson, Micah	LB	Kentucky	57	2010
Johnson, Pat	S	Purdue	24	1995
Johnson, Pete	FB	Ohio State	46	1984
Johnson, Wesley	C	Vanderbilt	73	2018
Jones, Aaron	DE	Eastern Kentucky	97	1996
Jones, Benito	DT	Mississippi	95	2020
Jones, Brandon	S	Texas	29	2020
Jones, Byron	CB	Connecticut	24	2020
Jones, Chris	DT	Bowling Green	52	2016
Jones, Dominique	TE	Shepherd	85	2016
Jones, Don	S	Arkansas State	36, 38	2013-14
Jones, Donnie	P	Louisiana State	5	2005-06
Jones, Jason	DE	Eastern Michigan	98	2016
Jones, Nate	CB	Rutgers	33, 32	2008-09, 2011
Jones, Ray	CB	Southern	49	1971
Jones, Reshad	S	Georgia	20	2010-19
Jones, Robert	LB	East Carolina	52	1998-00
Jones, Tebucky	S	Syracuse	24	2005
Jordan, Charles	WR	Long Beach City College	88	1996-98
Jordan, Dion	DE	Oregon	95	2013-14
Joswick, Bob	DE	Tulsa	80	1968-69
Judie, Ed	LB	Northern Arizona	91	1984
Judson, William	CB	South Carolina State	49	1981-89
Junior, E.J.	LB	Alabama	54	1989-91

K

PLAYER	POS	SCHOOL	NUM	YEARS
Kaddu, Josh	LB	Oregon	57	2012-13
Kaeding, Nate	K	Iowa	9	2012
Karras, Ted	C	Illinois	67	2020
Keating, Bill	DT	Michigan	72	1967
Kehoe, Scott	T	Illinois	71	1987
Kelly, Ben	CB	Colorado	35, 20	2000-01
Kemp, Marcus	WR	Hawaii	16	2020
Kershaw, William	LB	Maryland	58	2008-09
Keyes, Jimmy	LB/K	Mississippi	52	1968-69
Kidd, John	P	Northwestern	17	1994-97
Kiick, Jim	RB	Wyoming	21	1968-74
Kilgore, Daniel	C	Appalachian State	67	2018-19
Kinchen, Brian	TE	Louisiana State	88	1988-90
Kindig, Howard	G/C	Cal State-Los Angeles	54	1972-73
Kindley, Solomon	G	Georgia	66	2020
King, Vick	RB	McNeese State	33	2004

K

PLAYER	POS	SCHOOL	NUM	YEARS
Kirby, Terry	RB	Virginia	43, 42	1993-95
Kitts, Jim	FB	Ferrum College	48	1997-98
Klingbeil, Chuck	NT	Northern Michigan	99	1991-95
Knight, Sammy	S	Southern California	24	2003-04
Knott, Jake	LB	Iowa State	45	2014
Koch, Greg	T	Arkansas	68	1986-87
Kocourek, Dave	TE	Wisconsin	83	1966
Kolen, Mike	LB	Auburn	57	1970-77
Kolic, Larry	LB	Ohio State	94, 54	1986-88
Konecny, Mark	RB	Alma	41	1987
Konrad, Rob	FB	Syracuse	44	1999-04
Kopp, Jeff	LB	Southern California	52	1995
Kosar, Bernie	QB	Miami (Fla.)	19	1994-96
Kovacs, Jordan	S	Michigan	44, 32	2013-15
Kozlowski, Mike	S	Colorado	37, 40	1979-86
Krauss, Barry	LB	Alabama	58	1989
Kremser, Karl	K	Tennessee	15	1969-70
Kuechenberg, Bob	G	Notre Dame	67	1970-84
Kumerow, Eric	DE	Ohio State	90	1988-90

L

PLAYER	POS	SCHOOL	NUM	YEARS
Laakso, Eric	T	Tulane	68	1978-84
Lacey, Deon	LB	West Alabama	44	2019
Laird, Patrick	RB	California	42, 32	2019-20
Lamb, Mack	CB	Tennessee State	45	1967-68
Lambrech, Mike	DT	St. Cloud State	69	1987-89
Lammons, Chris	CB	South Carolina	30	2019
Land, Mel	LB	Michigan State	52	1979
Landry, Jarvis	WR	Louisiana State	14	2014-17
Lane, Jorvorskie	FB	Texas A&M	41	2012
Langer, Jim	C	South Dakota State	62	1970-79
Langford, Kendall	DE	Hampton	70	2008-11
Lankford, Paul	CB	Penn State	44	1982-91
Larsen, Ted	G/C	North Carolina State	62	2017-18
Lawless, Burton	G	Florida	71	1981
Lawson, Shaq	DE	Clemson	90	2020
Ledbetter, Jonathan	DE	Georgia	98	2019
Lee, Donald	TE	Mississippi State	85	2003-04
Lee, Larry	G/C	UCLA	63, 66	1985-86
Lee, Ronnie	T/TE	Baylor	86, 72	1979-82, 1984-89
Lee, Shawn	NT	North Alabama	98	1990-91
Lehan, Michael	CB	Minnesota	30, 22	2006-08
Leigh, Charles	RB	None	15, 36, 23	1971-74
LeJeune, Norman	S	Louisiana State	42	2005-06
Lekkerkerker, Cory	T	California-Davis	71	2007
Lemon, Cleo	QB	Arkansas State	17	2005-07
Lethridge, Zebbie	CB	Texas Tech	37	2001
Lewis, David	TE	California	87, 89	1987
Lewis, Ryan	CB	Pittsburgh	24	2019
Limbrick, Garrett	FB	Oklahoma State	32	1990
Linkenbach, Jeff	T	Cincinnati	72	2015
Lippett, Tony	CB	Michigan State	36	2015-17
Little, George	DE	Iowa	99	1985-87
Little, Larry	G	Bethune Cookman	66	1969-80
Liwienski, Chris	G	Indiana	76	2007
Logan, Marc	FB	Kentucky	20	1989-91
London, Brandon	WR	Massachusetts	17	2008
Long, Jake	T	Michigan	77	2008-12
Losman, JP	QB	Tulane	6	2011
Lothridge, Billy	P	Georgia Tech	7	1972
Lowe, Omare	CB	Washington	24	2002
Lubischer, Steve	LB	Boston College	54	1987
Lucas, Jordan	CB	Penn State	21	2016-17
Lucas, Ray	QB	Rutgers	6	2001-02
Lusk, Hendrick	TE	Utah	83	1998
Lusteg, Booth	K	Connecticut	5	1967

M

PLAYER	POS	SCHOOL	NUM	YEARS
Mackey, Kyle	QB	East Texas State	15	1987
Madison, Sam	CB	Louisville	29	1997-05
Malone, Benny	RB	Arizona State	32	1974-78
Malone, Darrell	CB	Jacksonville State	47	1992-94
Malveaux, Cameron	DE	Houston	75	2017-18
Mandich, Jim	TE	Michigan	88	1970-77
Manning, Brian	WR	Stanford	83	1999
March-Lillard, Justin	LB	Akron	53	2017
Mare, Olindo	K	Syracuse	10	1997-06
Marino, Dan	QB	Pittsburgh	13	1983-99
Marion, Brock	S	Nevada	31	1998-03
Mark, Greg	LB	Miami (Fla.)	94	1990
Marrone, Doug	G/C	Syracuse	78	1987
Marshall, Brandon	WR	Central Florida	19	2010-11
Marshall, David	LB	Eastern Michigan	96	1987
Marshall, Richard	CB	Fresno State	31	2012
Martin, David	TE	Tennessee	88	2007-08
Martin, Jamar	FB	Ohio State	32	2004
Martin, Jonathan	T	Stanford	71	2012-13
Martin, Tony	WR	Mesa (Colo.)	80, 89	1990-93, 1999-00
Martin, Vaughn	DT	Western Ontario	90	2013
Mass, Wayne	T	Clemson	78	1971
Massaquoi, Tim	TE	Michigan	89	2006
Mastrud, Jeron	TE	Kansas State	88	2010-12
Matheson, Bob	LB	Duke	53	1971-79
Mathis, Evan	G	Alabama	73	2008
Matthews, Bo	FB	Colorado	33	1981
Matthews, Rishard	WR	Nevada	86, 18	2012-15
Matthews, Wes	WR	Northeastern State (Okla.)	23	1966
Mauluga, Rey	LB	Southern California	58	2017
Mauck, Carl	C	Southern Illinois	60	1970
Mauia, Reagan	FB	Hawaii	45	2007
Maxwell, Byron	CB	Clemson	41	2016-17
Maxwell, Jim	LB	Gardner-Webb	53	2006
McBride, Norm	DE	Utah	53	1969-70
McCain, Bobby	CB/S	Memphis	28	2015-20
McCain, Brice	CB	Utah	24	2015
McCain, Chris	LB	California	58	2014-15
McCann, Bryan	CB	Southern Methodist	23	2012
McChesney, Matt	G	Colorado	60	2008
McClendon, Jacques	C/G	Tennessee	66	2015
McCray, Kelcie	S	Arkansas State	37	2013
McCreary, Loaird	TE	Tennessee State	80	1976-78
McCullers, Dale	LB	Florida State	54	1969
McDaniel, Tony	DT	Tennessee	78	2009-12
McDaniel, Wahoo	LB	Oklahoma	54	1966-68
McDermott, Sean	LS	Kansas	40	2003
McDonald, T.J.	S	Southern California	22	2017-18
McDougle, Stockar	T	Oklahoma	73	2005
McDuffie, O.J.	WR	Penn State	81	1993-01
McEvoy, Tanner	WR	Wisconsin	16	2018
McFarland, Jim	TE	Nebraska	80	1975
McGarrahan, Scott	S	New Mexico	41, 43	2001-02
McGeever, John	S	Auburn	47	1966
McGruder, Michael	CB	Kent State	28	1990-91
McGwire, Dan	QB	San Diego State	11	1995
McHale, Tom	G	Cornell	72	1995
McIntosh, Damion	T	Kansas State	77	2004-06
McIver, Everett	G	Elizabeth City College	66	1996-97
McKenzie, Kevin	WR	Washington State	82	1999
McKinney, Seth	C/G	Texas A&M	68	2002-06
McKinnie, Bryant	T	Miami (Fla.)	78	2013
McKinnon, Dennis	WR	Florida State	86	1990
McKnight, James	WR	Liberty	80	2001-03
McKyer, Tim	CB	Texas Arlington	22	1990
McMichael, Randy	TE	Georgia	81	2002-06
McMillan, Raekwon	LB	Ohio State	52	2018-19
McNeal, Don	CB	Alabama	28	1980-89
McPhail, Jerris	RB	East Carolina	32	1996-97
McTyer, Torry	CB	Nevada-Las Vegas	33, 24	2017-18

M

PLAYER	POS	SCHOOL	NUM	YEARS
McQuistan, Pat	G/T	Weber State	79	2010
Medlin, Richard	RB	Fayetteville State	38	2011
Merling, Phillip	DE	Clemson	97	2008-11
Merritt, Dave	LB	North Carolina State	55	1993
Merritt, Kirk	WR	Arkansas State	83	2020
Mertens, Jim	TE	Fairmont State	87	1969
Michel, Mike	P/K	Stanford	17	1977
Middleton, Doug	S	Appalachian State	36	2019
Miles, Edmond	LB	Iowa	50	2007
Miller, Lamar	RB	Miami (Fla.)	26	2012-15
Miller, Scott	WR	UCLA	82, 83	1991-96
Milner, Billy	T	Houston	79	1995-96
Milton, Gene	WR	Florida A&M	28	1968-69
Mingo, Gene	K	None	21	1966-67
Minor, Travis	RB	Florida State	34, 28	2001-06
Mira, George	QB	Miami (Fla.)	10	1971
Misi, Koa	LB	Utah	55	2010-17
Mitchell, Earl	DT	Arizona	90	2014-16
Mitchell, Marvin	LB	Tennessee	50	2011
Mitchell, Melvin	G	Tennessee State	68, 60	1976-78
Mitchell, Scott	QB	Utah	19	1990-93
Mitchell, Shirdonya	CB	Missouri	27	2006
Mitchell, Stan	RB	Tennessee	35	1966-70
Mixon, Kenny	DE	Louisiana State	79	1998-01
Monds, Mario	DT	Cincinnati	93	2004
Moore, Corey	LB	Virginia Tech	57	2001
Moore, Damontre	DE	Texas A&M	57	2015
Moore, Dave	TE	Pittsburgh	46	1992
Moore, Eddie	LB	Tennessee	58	2003-05
Moore, Eric	T	Indiana	70	1995
Moore, Mack	DE	Texas A&M	91	1985-86
Moore, Marlon	WR	Fresno State	14	2010-13
Moore, Matt	QB	Oregon State	8	2011-17
Moore, Maulty	DT	Bethune-Cookman	65	1972-74
Moore, Nat	WR	Florida	89	1974-86
Moore, Ron	RB	Pittsburg State (Kan.)	34	1998
Moore, Stevon	S	Mississippi	27	1990
Moore, Wayne	T	Lamar	79	1970-78
Moreau, Doug	TE	Louisiana State	82	1966-69
Moreno, Knowshon	RB	Georgia	28	2014
Morrall, Earl	QB	Michigan State	15	1972-76
Morris, Mercury	RB	West Texas State	22	1969-75
Morris, Sammy	RB	Texas Tech	31	2004-06
Morris, Victor	LB	Miami (Fla.)	91	1987
Moser, Rick	RB	Rhode Island	31	1980
Moses, Quentin	DE/LB	Georgia	74, 93	2007-10
Mosley, C.J.	DT	Missouri	94	2015
Moss, Avery	DE	Youngstown State	93	2019
Mostert, Raheem	RB	Purdue	27	2015
Moyer, Alex	LB	Northwestern	54	1985-86
Mruczkowski, Gene	G	Purdue	63	2007
Mumphord, Lloyd	CB	Texas Southern	26	1969-74
Munson, Calvin	LB	San Diego State	48	2019-20
Murtha, Lydon	T	Nebraska	76	2009-11
Myarick, Chris	TE	Temple	85	2020

N

PLAYER	POS	SCHOOL	NUM	YEARS
Naanee, Legedu	WR	Boise State	19	2012
Nalbene, John	TE	Monmouth	86	2010
Nails, Jamie	G	Florida A&M	66	2002-03
Nathan, Tony	RB	Alabama	22	1979-87
Ndukwe, Ikechuku	G	Northwestern	68	2008
Nealy, Ray	RB	Arkansas-Pine Bluff	20	1997
Nedney, Joe	K	San Jose State	6	1996-97
Needham, Nik	CB	UTEP	40	2019-20
Neff, Bob	S	Stephen F. Austin	43	1966-68
Neighbors, Billy	G	Alabama	63	1966-69
Ness, Nate	CB	Arizona	32	2010
Newman, Ed	G	Duke	64	1973-84

N

PLAYER	POS	SCHOOL	NUM	YEARS
Newman, Keith	LB	North Carolina	55	2006
Newson, Kendall	WR	Middle Tennessee State	82, 14	2003-05
Nicolas, Scott	LB	Miami (Fla.)	57, 52	1987
Ninkovich, Rob	DE/LB	Purdue	93	2007
Nkemdiche, Robert	DT	Mississippi	92	2019
Nolan, Troy	CB	Arizona State	23	2012
Nomina, Tom	DT	Miami (Ohio)	76	1966-68
Noonan, Karl	WR	Iowa	89	1966-71
Norton, Rick	QB	Kentucky	11	1966-69
Nottingham, Don	FB	Kent State	36	1973-77
Novak, Jeff	T	Southwest Texas State	67	1994

O

PLAYER	POS	SCHOOL	NUM	YEARS
Odom, Cliff	LB	Texas Arlington	93	1990-93
Odrick, Jared	DE/DT	Penn State	98	2010-14
Offerdahl, John	LB	Western Michigan	56	1986-93
Ogbah, Emmanuel	DE	Oklahoma State	91	2020
Ogden, Jeff	WR	Eastern Washington	88	2000-01
Oglesby, Alfred	DE/NT	Houston	96	1990-92
Oglesby, Evan	CB	North Alabama	41, 31	2009-10
Ogunleye, Adewale	DE	Indiana	90, 93	2000-03
O'Leary, Nick	TE	Florida State	83	2018-19
Oliver, Louis	S	Florida	25	1989-93, 1995-96
Oliver, Muhammad	CB	Oregon	20	1994
Olshanski, Igor	DT	Oregon	95	2011
Orosz, Tom	P	Ohio State	3	1981-82
Orr, Leon	DT	Florida	96	2016
Ortega, Ralph	LB	Florida	54	1979-80
Osweller, Brock	QB	Arizona State	8	2018
Oubre, Louis	G	Oklahoma	68	1987
Ours, Greg	C	Muskingum	63	1987
Overstreet, David	RB	Oklahoma	20	1983
Owens, Chris	S	San Jose State	41	2013
Owens, Morris	WR	Arizona State	82	1975-76
Owens, Rich	DE	Lehigh	96	1999-00

P

PLAYER	POS	SCHOOL	NUM	YEARS
Paige, Tony	FB	Virginia Tech	49	1990-92
Page, Chase	DE	North Carolina	95	2007
Palmer, Dick	LB	Kentucky	50	1970
Pankey, Adam	T	West Virginia	78	2019-20
Park, Ernie	G	McMurray	61	1966
Parker, DeVante	WR	Louisville	11	2015-20
Parker, Steven	S	Oklahoma	26	2019
Parkey, Cody	K	Auburn	1	2017
Parmalee, Bernie	RB	Ball State	30	1992-98
Patmon, Tyler	CB	Oklahoma State	29	2015
Patterson, Dimitri	CB	Tuskegee	32	2012-13
Paysinger, Spencer	LB	Oregon	42	2015-16
Pead, Isaiah	RB	Cincinnati	22	2016
Pearson, Willie	CB	North Carolina A&T State	41	1969
Pederson, Doug	QB	Northeast Louisiana	14	1993
Peelle, Justin	TE	Oregon	87	2006-07
Pennington, Chad	QB	Marshall	10	2008-10
Pepper, Taybor	LS	Michigan State	46	2019
Perine, Samaje	RB	Oklahoma	29	2019
Perriman, Brett	WR	Miami (Fla.)	80	1997
Perry, Ed	TE	James Madison	89	1997-04
Perry, Jamal	CB	Iowa State	33	2019-20
Perry, Jereme	S	Eastern Michigan	33	2007
Perry, Malcolm	RB/WR	Navy	10	2020
Perry, Seniorise	RB	Louisville	34	2017-18
Perry, Todd	G	Kentucky	75	2001-03
Pesuit, Wally	T	Kentucky	65	1977-78
Petrella, Bob	S	Tennessee	48	1966-71
Phillips, Jordan	DT	Oklahoma	97	2015-18
Phillips, Lawrence	RB	Nebraska	21	1997

P

PLAYER	POS	SCHOOL	NUM	YEARS
Pidgeon, Tim	LB	Syracuse	94	1987
Pittman, Jamiyus	DT	Central Florida	65	2018
Pitts, Lafayette	CB	Pittsburgh	40	2016
Planansky, Joe	TE	Chadron State	88	1995
Plummer, Bruce	CB	Mississippi State	38	1988
Polite, Lousaka	FB	Pittsburgh	36	2008-10
Pool, David	CB	Carson-Newman	27	1994
Poole, Ken	DT	Northeast Louisiana	78	1981-82
Poole, Will	CB	Southern California	27	2004-05
Pope, Derrick	LB	Alabama	56	2004-07
Porter, Joey	LB	Colorado State	55	2007-09
Posey, Julian	CB	Ohio	38	2012
Potter, Steve	LB	Virginia	54	1981-82
Potts, Roosevelt	FB	Northeast Louisiana	42	1997
Pouncey, Mike	C/G	Florida	51	2011-17
Powell, Alvin	G	Winston-Salem State	78	1989
Powell, Jesse	LB	West Texas State	56	1969-73
Presley, De'Andre	CB	Appalachian State	21	2012
Preston, Roell	WR	Mississippi	82	1999
Price, Sam	RB	Illinois	30	1966-68
Prince, Isaiah	T	Ohio State	72	2019
Pritchett, Stanley	FB	South Carolina	36	1996-99
Procter, Cory	C	Montana	71	2010
Prokop, Joe	P	Cal Poly-Pomona	7	1992
Pruitt, James	WR	Cal State-Fullerton	82, 87, 81	1986-88, 1990-91
Pruitt, Julius	WR	Ouachita-Baptist	11	2011
Pryor, Barry	RB	Boston University	31	1969-70
Pyburn, Jack	T	Texas A&M	65	1967-68

Q

PLAYER	POS	SCHOOL	NUM	YEARS
Quinn, Robert	DE	North Carolina	94	2018

R

PLAYER	POS	SCHOOL	NUM	YEARS
Rader, Jason	TE	Marshall	85	2006
Raglin, Floyd	CB	Southern	24	1987
Rambo, Bacarri	S	Georgia	30	2016
Randall, Kheeston	DT	Texas	97	2012
Randle, Tate	S	Texas Tech	21	1987
Rather, Bo	WR	Michigan	82, 85	1973, 1978
Ray, Ricky	CB	Norfolk State	43	1981-82
Readon, Ike	DT	Hampton	79	1987
Reaves, Willard	RB	Northern Arizona	38	1989
Reed, Chris	C/G	Minnesota State	64	2019
Reed, Kerry	WR	Michigan State	15	2007
Reese, Don	DT	Jackson State	76, 60	1974-76
Reichenbach, Mike	LB	East Stroudsburg	52	1990-91
Reilly, Dameon	WR	Rhode Island	83	1987
Reilly, Trevor	LB	Utah	57	2016
Render, Tyshun	DE	Middle Tennessee State	64	2020
Revez, Fuad	K	Tennessee	7	1985-88
Rhone, Earnie	LB	Henderson State	55	1975-84
Rice, Ken	G	Auburn	75	1966-67
Richardson, Jeff	T	Michigan State	76	1969
Richardson, John	DT	UCLA	74	1967-71
Richardson, Kyle	P	Arkansas State	5	1997
Richardson, Willie	WR	Jackson State	87	1970
Riley, Jim	DE	Oklahoma	70	1967-71
Rivera, Mike	LB	Kansas	52	2012
Roberson, Bo	WR	Cornell	40	1966
Roberson, Vern	S	Grambling State	42	1977
Roberts, Archie	QB	Columbia	16	1967
Roberts, Elandon	LB	Houston	44	2020
Roberts, George	P	Virginia Tech	4	1978-80
Roberts, Guy	LB	Maryland	59	1977
Robinson, Derreck	DE	Iowa	75	2007
Robinson, Fred	LB	Miami (Fla.)	91	1986
Robinson, Gerell	TE	Arizona State	85	2014

R

PLAYER	POS	SCHOOL	NUM	YEARS
Robinson, Bryan	DE	Fresno State	98	2004
Robiskie, Terry	FB	Louisiana State	38	1980-81
Roby, Reggie	P	Iowa	4	1983-92
Roderick, John	WR	Southern Methodist	87	1966-67
Rodgers, Derrick	LB	Arizona State	59	1997-02
Rogers, Charlie	RB/KR	Georgia Tech	32	2003
Rogers, Nick	LB	Georgia Tech	50	2005
Romero, Dario	DT	Eastern Washington	73, 94	2002-04
Rosario, Dante	TE	Oregon	81	2011
Rose, Donovan	S	Hampton	26	1986-87
Rose, Joe	TE	California	80	1980-85
Rose, Lowell	CB	Tulsa	40	2014
Rosen, Josh	QB	UCLA	3	2019
Rosenfels, Sage	QB	Iowa State	18	2002-05, 2011
Ross, Brandian	CB	Youngstown State	33	2014
Roth, Matt	DE/LB	Iowa	98	2005-09
Roth, Pete	FB	Northern Illinois	32	1987
Rowe, Eric	CB/S	Utah	21	2019-20
Royals, Mark	P	Appalachian State	3	2002-03
Ruddy, Tim	C	Notre Dame	61	1994-03
Rudolph, Jack	LB	Georgia Tech	55	1966
Russell, Anderson	S	Ohio State	40	2012
Russell, Cliff	WR	Utah	88	2005-06
Russell, Twan	LB	Miami (Fla.)	56	2000-02
Ryan, Sean	TE	Boston College	89	2008

S

PLAYER	POS	SCHOOL	NUM	YEARS
Salter, Bryant	S	Pittsburgh	30	1976
Sampleton, Lawrence	TE	Texas	80	1987
Samuda, Josh	G	Massachusetts	64	2012
Sander, Mark	LB	Louisville	58	1992
Sanders, Jason	K	New Mexico	7	2018-20
Sapp, Benny	CB	Northern Iowa	27	2010-11
Satele, Samson	C	Hawaii	64	2007-08, 2014
Saxon, James	RB	San Jose State	22	1992-94
Schamel, Duke	LB	South Dakota	60	1987
Schulters, Lance	S	Hofstra	30, 31	2005, 2007
Schwedes, Scott	WR	Syracuse	81	1987-90
Scott, Jake	S	Georgia	13	1970-75
Scott, Rashawn	WR	Miami (Fla.)	87	2016-17
Scott, Ronald	RB	Southern	33	1987
Scott, Stanley	DE	Florida State	77	1987
Seamster, Sammy	CB	Middle Tennessee State	37	2014
Seau, Junior	LB	Southern California	55	2003-05
Secules, Scott	QB	Virginia	9	1989-92
Seiple, Larry	P/RB/TE	Kentucky	20	1967-77
Selfridge, Andy	LB	Virginia	51	1976
Sellers, Ron	WR	Florida State	34	1973
Sendlein, Robin	LB	Texas	52	1985
Shaheen, Adam	TE	Ashland	80	2020
Shannon, Larry	WR	East Carolina	19, 82	1998-99
Shaw, Josh	DT	Michigan State	75, 76	2004-05
Shaw, Terrance	CB	Stephen F. Austin	22	2000
Sheets, Kory	RB	Purdue	22	2009-10
Shelby, Derrick	DE	Utah	79	2012-15
Sheldon, Mike	T	Grand Valley State	68	1997-99
Shelton, L.J.	G/T	Eastern Michigan	70	2006-07
Shepherd, Leslie	WR	Temple	84	2000
Sheppard, Kelvin	LB	Louisiana State	97, 52	2014-15
Sherels, Marcus	CB	Minnesota	48	2019
Shipp, Jackie	LB	Oklahoma	50	1984-88
Shiver, Sanders	LB	Carson-Newman	52, 96	1984-85
Shuler, Mickey	TE	Penn State	86	2010
Shull, Steve	LB	William & Mary	59, 52	1980-83
Sieler, Zach	DT	Ferris State	92	2019-20
Siler, Rich	TE	Texas A&M	87	1987
Simmons, Sam	WR	Northwestern	83	2003
Simpson, Antoine	DT	Houston	98	1999
Simpson, Bob	DE	Colorado	70	1978

S

PLAYER	POS	SCHOOL	NUM	YEARS
Sims, Dion	TE	Michigan State	80	2013-16
Sims, Keith	G	Iowa State	69	1990-97
Singleton, Chris	LB	Arizona	55	1993-96
Sitton, Josh	G	Central Florida	71	2018
Slaton, Steve	RB	West Virginia	23	2011
Small, Gerald	CB	San Jose State	48	1978-83
Smiley, Justin	G	Alabama	65	2008-09
Smith, Brent	G/T	Mississippi State	74	1997-02
Smith, Clifton	RB/KR	Fresno State	22	2010
Smith, De'Veon	RB	Michigan	38	2017
Smith, Derek	LB	Arizona State	59	2008
Smith, Frankie	CB	Baylor	28, 29	1993-95
Smith, Kelvin	LB	Syracuse	58	2007
Smith, Lamar	RB	Houston	26	2000-01
Smith, Maurice	S	Georgia	27, 26	2017-18
Smith, Mike	CB	Texas-El Paso	25	1985-87
Smith, Sammie	RB	Florida State	33	1989-91
Smith, Sean	CB	Utah	24	2009-12
Smith, Shelley	G	Colorado State	66	2014
Smith, Tom	RB	Miami (Fla.)	29	1973
Smith, Wade	T	Memphis	74	2003-06
Smith, Willie	TE	Miami (Fla.)	84	1987
Smythe, Durham	TE	Notre Dame	81	2018-20
Sochia, Brian	DT	NW Oklahoma State	70	1986-91
Soliai, Paul	DT	Utah	96	2007-13
Solomon, Freddie	WR	Tampa	86	1975-77
Solomon, Jesse	LB	Florida State	58	1994
Sowell, Robert	CB	Howard	45, 42	1983-85, 1987
Spadola, Ryan	WR	Lehigh	87	2013
Spaight, Martrell	LB	Arkansas	53	2018
Spence, Akeem	DT	Illinois	93	2018
Sperry, Kory	TE	Colorado State	85	2009
Speyrer, Cotton	WR	Texas	82	1975
Spikes, Irving	RB	Northeast Louisiana	40, 35	1994-97
Spitler, Austin	LB	Ohio State	53, 45	2010-13
Spragan, Donnie	LB	Stanford	59	2005-07
Spriggs, Marcus	T	Houston	76	2001-02
Squirek, Jack	LB	Illinois	53	1986
Stanfill, Bill	DE	Georgia	84	1969-76
Stanford, R.J.	CB	Southern Utah	25, 41	2012-14
Stankavage, Scott	QB	North Carolina	14	1987
Stanley, Walter	WR	Mesa (Colo.)	88	1991
St. Clair, John	T	Virginia	70	2004
Starks, Randy	DE/DT	Maryland	94	2008-14
Steen, Anthony	C/G	Alabama	65	2016-17
Stephens, Linden	CB	Cincinnati	32	2019
Stephenson, Dwight	C	Alabama	57	1980-87
Sterup, Zach	T	Nebraska	71, 74	2017-18
Stewart, Michael	S	Fresno State	35	1994-96
Stewart, Rayna	S	Northern Arizona	21	1998
Stills, Kenny	WR	Oklahoma	10	2015-18
Stofa, John	QB	Buffalo	15, 5	1966-67, 1969-70
Stokes, Barry	T	Eastern Michigan	67	1998
Stoneburner, Jake	TE	Ohio State	86	2015
Storr, Greg	LB	Boston College	50	1987
Stoudt, Cliff	QB	Youngstown State	18	1989
Stowe, Otto	WR	Iowa State	82	1971-72
Stoyanovich, Pete	K	Indiana	10	1989-95
Stradford, Troy	RB	Boston College	23	1987-90
Strock, Don	QB	Virginia Tech	10	1974-87
Strother, Billy	LB	New Mexico	59	2004
Strowbridge, Jason	DE	North Carolina	58	2020
Stubbs, Daniel	DE	Miami (Fla.)	96	1996-98
Stuckey, Henry	CB	Missouri	48	1972-74
Sturgis, Caleb	K	Florida	9	2013-14
Suggs, Lee	RB	Virginia Tech	22	2006
Suh, Ndamukong	DT	Nebraska	93	2015-17
Surtain, Patrick	CB	Southern Mississippi	23	1998-04
Sutherland, Keaton	C/G	Texas A&M	74	2019
Swain, John	CB	Miami (Fla.)	29, 40	1985, 1987

S

PLAYER	POS	SCHOOL	NUM	YEARS
Swanson, Travis	C	Arkansas	66	2018
Swayne, Harry	T	Rutgers	70	2001
Swift, Doug	LB	Amherst	59	1970-75
Swoopes, Pat	DE	Mississippi State	67	1991

T

PLAYER	POS	SCHOOL	NUM	YEARS
Tagliaferri, John	RB	Cornell	35	1987
Tagovailoa, Tua	QB	Alabama	1	2020
Tankersley, Cordrea	CB	Clemson	30, 23	2017-18
Tannehill, Ryan	QB	Texas A&M	17	2012-18
Tanner, Barron	DT	Oklahoma	72	1997-98
Tautolo, Terry	LB	UCLA	52	1983-84
Taylor, Ed	CB	Memphis State	45	1979-82
Taylor, Henry	DT	South Carolina	98	2001
Taylor, Jamar	CB	Boise State	22	2013-15
Taylor, Jason	DE/LB	Akron	99	1997-07, 2009, 2011
Taylor, Johnny	LB	Hawaii	54	1986
Taylor, Vincent	DT	Oklahoma State	96	2017-18
Teague, George	S	Alabama	23	1997
Testerman, Don	FB	Clemson	34	1980
Thayer, Tom	G/C	Notre Dame	57	1993
Thigpen, Marcus	RB/KR	Indiana	34	2012-13
Thigpen, Tyler	QB	Coastal Carolina	16	2009-10
Thomas, Dallas	G	Tennessee	70, 63	2013-16
Thomas, Daniel	RB	Kansas State	33, 30	2011-14
Thomas, Donald	G	Connecticut	66	2008-09
Thomas, Joey	CB	Montana State	41	2008
Thomas, Julius	TE	Portland State	89	2017
Thomas, Kiwaukee	CB	Georgia Southern	20	2005
Thomas, Lamar	WR	Miami (Fla.)	85	1996-00
Thomas, Michael	S	Stanford	31	2013-17
Thomas, Norris	CB	Southern Mississippi	41	1977-79
Thomas II, Robert	DT	Arkansas	96	2015
Thomas, Rodell	LB	Alabama State	53, 54	1981, 1983-84
Thomas, Rodney	CB	Brigham Young	45, 24	1988-90
Thomas, Thurman	RB	Oklahoma State	34	2000
Thomas, Zach	LB	Texas Tech	54	1996-07
Thompson, Derrius	WR	Baylor	88	2003-04
Thompson, Lamont	S	Washington State	27	2007
Thompson, Reyna	CB	Baylor	19, 24	1986-88
Thornton, Jack	LB	Auburn	59	1966
Tiffin, Van	K	Alabama	3	1987
Tilley, Emmett	LB	Duke	52	1983
Tillman, Andre	TE	Texas Tech	87	1974-78
Tillman, Travares	S	Georgia Tech	26	2005-07
Timmons, Lawrence	LB	Florida State	94	2017
Toews, Jeff	G	Washington	60	1979-85
Torbor, Reggie	LB	Auburn	53	2008-09
Torczon, LaVerne	DE	Nebraska	88	1966
Torrey, Bob	FB	Penn. State	38	1979
Toth, Tom	G	Western Michigan	76	1986-89
Towle, Steve	LB	Kansas	56	1975-80
Towns, Lester	LB	Washington	57	2005
Traylor, Keith	DT	Central Oklahoma	94	2005-07
Tripp, Jordan	LB	Montana	57	2014
Trusnik, Jason	LB	Ohio-Northern	93	2011-14
Tucker, Gary	RB	Tennessee-Chattanooga	27	1968
Tunsil, Laremy	G/T	Mississippi	67, 78	2016-18
Turk, Matt	P	Wisconsin-Whitewater	1	2000-01, 2003-04
Turner, Billy	G/T	North Dakota State	77	2014-16
Turner, Patrick	WR	Southern California	84	2009
Turner, De'Lance	RB	Alcorn State	34	2019
Turner, T.J.	DE	Houston	95	1986-92
Twilley, Howard	WR	Tulsa	81	1966-76

U

PLAYER	POS	SCHOOL	NUM	YEARS
Uhlenhake, Jeff	C	Ohio State	63	1989-93
Urbanek, Jim	DT	Mississippi	79	1968

U

PLAYER	POS	SCHOOL	NUM	YEARS
Urbik, Kraig	C/G	Wisconsin	60	2016
Uwaezuoke, Iheanyi	WR	California	80	1998

V

PLAYER	POS	SCHOOL	NUM	YEARS
Van Ginkel, Andrew	LB	Wisconsin	43	2019-20
Van Noy, Kyle	LB	Brigham Young	53	2020
Veasey, Craig	DT	Houston	94	1993-94
Verner, Alterraun	CB	UCLA	42	2017
Vernon, Olivier	DE	Miami (Fla.)	50	2012-15
Vick, Marcus	WR/QB	Virginia Tech	16	2006
Vigil, Zach	LB	Utah State	49	2015-16
Vigorito, Tom	RB/WR	Virginia	32	1981-85
Vincent, Troy	CB	Wisconsin	23	1992-95
Volk, Rick	S	Michigan	21	1977-78
von Schamann, Uwe	K	Oklahoma	5	1979-84

W

PLAYER	POS	SCHOOL	NUM	YEARS
Wade, Charley	WR	Tennessee State	37	1973
Wade, Jonathan	CB	Tennessee	32	2011
Wade, Todd	T	Mississippi	71	2000-03
Wainright, Frank	TE	Northern Colorado	82	1995-98
Wake, Cameron	LB/DE	Penn State	91	2009-18
Walden, Erik	LB	Middle Tennessee State	50, 53	2008-10
Walford, Clive	TE	Miami (Fla.)	87	2019
Walker, Bracey	S	North Carolina	26	1997
Walker, Brian	S	Washington State	45	1997-98, 2000-01
Walker, Fulton	CB	West Virginia	41	1981-85
Wallace, Mike	WR	Mississippi	11	2013-14
Wallace, Roberto	WR	San Diego State	18	2010-11
Walters, Rod	G	Iowa	76	1980
Walton, Mark	RB	Miami (Fla.)	22	2019
Wantland, Hal	S	Tennessee	46	1966
Ward, Chris	T	Ohio State	67	1986
Ward, Dedric	WR	Northern Iowa	87	2001-02
Ward, Ronnie	LB	Kansas	55	1997
Warfield, Paul	WR	Ohio State	42	1970-74
Warmsley, Julius	DE	Tulane	73	2016
Warren, Jimmy	CB	Illinois	49	1966-69
Washington, DeAndre	RB	Texas Tech	31	2020
Washington, Dick	CB	Bethune-Cookman	44	1968
Washington, Mark	LB	Texas State	51	2007
Watkins, Danny	G	Baylor	62	2013
Weaver, Jed	TE	Oregon	82	2000-02
Webb, J'Marcus	T	West Texas A&M	61	2019
Webb, Richmond	T	Texas A&M	78	1990-00
Webster, Ken	CB	Mississippi	31	2019
Webster, Larry	DT	Maryland	79	1992-94
Weidner, Bert	G/C	Kent State	60	1990-95
Weisacosky, Ed	LB	Miami (Fla.)	51	1968-70
Welker, Wes	WR	Texas Tech	83	2004-06
West, Willie	S	Oregon	22	1966-68
Westmoreland, Dick	CB	North Carolina A&T State	25	1966-69
Wheeler, Philip	LB	Georgia Tech	52	2013-14
White, Jeris	CB	Hawaii	41	1974-76
White, Pat	QB	West Virginia	6	2009
Whitley, Taylor	G	Texas A&M	69	2003-04
Wickert, Tom	T	Washington State	60	1974
Wilford, Ernest	WR	Virginia Tech	18	2008
Wilkins, Christian	DT	Clemson	94	2019-20
Wilkinson, Dan	DT	Ohio State	95	2006
Williams, Brandon	TE	Oregon	88	2015
Williams, Damian	WR	Southern California	15	2014
Williams, Damien	RB	Oklahoma	34, 26	2014-17
Williams, Delvin	RB	Kansas	24	1978-80
Williams, Gene	G	Iowa State	61	1991-92
Williams, Jarvis	S	Florida	26	1988-93
Williams, Jay	DE	Wake Forest	91	2002-04

W

PLAYER	POS	SCHOOL	NUM	YEARS
Williams, Joel	TE	Notre Dame	88	1987
Williams, Jordan	DE	Tennessee	69	2015
Williams, Kevin	S	Oklahoma State	38	2000
Williams, Mario	DE	North Carolina State	94	2016
Williams, Maxie	G/T	Southeastern Louisiana	78	1966-70
Williams, Mike	WR	Northeastern	87	1991-95
Williams, Nick	DE	Samford	75	2016
Williams, Quintin	S	Wake Forest	38	2004
Williams, Preston	WR	Colorado State	18	2019-20
Williams, Renauld	LB	Hofstra	53	2004
Williams, Ricky	RB	Texas	34	2002-03, 2005, 2007-10
Williams, Ronnie	TE	Oklahoma State	85	1993-95
Williams, Sylvester	DT	North Carolina	98	2018
Willis, Gerald	DT	Miami (Fla.)	53	2019
Wilmsmeyer, Klaus	P	Louisville	8	1998
Wilson, Albert	WR	Georgia State	15	2018-19
Wilson, George, Jr.	QB	Xavier	10	1966
Wilson, Gibril	S	Tennessee	28	2009
Wilson, Jerry	CB	Southern	24	1996-00
Wilson, Jimmy	CB/S	Montana	25, 27	2011-14
Wilson, Karl	DE	Louisiana State	77, 72	1990, 1993
Wilson, Robert	FB	Texas A&M	49	1994-96
Wimberly, Derek	DE	Purdue	78	1987
Windauer, Bill	DT	Iowa	70	1975
Winfrey, Stan	RB	Arkansas State	33	1975-77
Wiska, Jeff	G	Michigan State	74	1987
Wood, Dick	QB	Auburn	18	1966
Woodard, Jonathan	DE	Central Arkansas	76	2018
Wooden, Shawn	S	Notre Dame	22, 35	1996-99, 2001-04
Woodley, David	QB	Louisiana State	16	1980-83
Woods, Larry	DT	Tennessee State	70	1973
Woodson, Fred	G	Florida A&M	61	1967-69
Worrell, Cameron	S	Fresno State	44	2007
Wright, Gabe	DT	Auburn	98	2017
Wright, Manuel	DT	Southern California	75	2005
Wright, Rodrique	DT	Texas	90	2006-08
Wyrick, Jimmy	CB	Minnesota	25, 35	2003-04

Y

PLAYER	POS	SCHOOL	NUM	YEARS
Yates, Billy	G	Texas A&M	73	2003
Yates, T.J.	QB	North Carolina	16	2016
Yeatman, Will	TE/T	Maryland	89, 72	2011-13
Yepremian, Garo	K	None	1	1970-78
Young, Sam	T	Notre Dame	79	2016-18
Young, Steve	T	Colorado	74	1977
Young, Willie	T	Alcorn State	76	1973

Z

PLAYER	POS	SCHOOL	NUM	YEARS
Zawatson, Dave	T	California	75	1991
Zecher, Rich	DT	Utah State	77	1966-67
Zenner, Zach	RB	South Dakota State	22	2019
Zgonina, Jeff	DT	Purdue	92, 90	2003-06
Zolak, Scott	QB	Maryland	14	1999

DOLPHINS SEND 191 PLAYERS TO PRO BOWL

Since the 1970 AFL-NFL merger, the Dolphins have sent a total of 191 players to the Pro Bowl, including Xavien Howard following the 2018 and 2020 seasons. Over the course of those 51 seasons, 103 offensive players, 79 defensive players and nine special teams players have been chosen. The position that has been represented the most is wide receiver, which has occurred on 21 occasions, including the 2017 season when wide receiver Jarvis Landry was selected. The only seasons since 1970 that the Dolphins did not have a player selected to the Pro Bowl were 1980, 1997 and 2019.

LENGTH OF SERVICE

TOTAL YEARS	NAME AND YEARS PLAYED
17	Dan Marino 83-99
15	Bob Kuechenberg 70-84
14	Bob Griese 67-80; John Denney 05-18; Don Strock 74-87
13	Nat Moore 74-86; Jason Taylor 97-07, 2009, 2011
12	Vern Den Herder 71-82; Bruce Hardy 78-89; Jim Jensen 81-92; Larry Little 69-80; Ed Newman 73-84; Zach Thomas 96-07
11	Tim Bowns 94-04; Mark Duper 82-92; Tim Foley 70-80; Larry Seiple 67-77; Howard Twilley 66-76; Richmond Webb 90-00
10	Dick Anderson 68-77; Bob Baumhower 77-86; Doug Betters 78-87; Mark Clayton 83-92; Jeff Dellenbach 85-94; Norm Evans 66-75; Jon Giesler 79-88; Reshad Jones 10-19; Jim Langer 70-79; Paul Lankford 82-91; Ronnie Lee 79-82, 84-89; Olindo Mare 97-06; Don McNeal 80-89; Earnie Rhone 75-84; Reggie Roby 83-92; Tim Ruddy 94-03; Cameron Wake 09-18

WHERE THEY'VE COME FROM

SCHOOL	NO.	PLAYERS (YEARS WITH DOLPHINS)
Abilene-Christian	2	Steve Jacobson (1987); Clyde Gates (2011)
Akron	4	Jason Taylor (1997-07, 2009, 2011); Andy Alleman (2008); Justin March-Lillard (2017); Jamal Davis II (2019)
Alabama	23	Billy Neighbors (1966-69); Bob Baumhower (1977-86); Tony Nathan (1979-87); Don McNeal (1980-89); Dwight Stephenson (1980-87); Joe Carter (1984-86); Jackie Cline (1987-89); Van Tiffin (1987); Kerry Goode (1989); E.J. Junior (1989-91); Barry Krauss (1989); Bobby Humphrey (1992); George Teague (1997); Derrick Pope (2004-07); Alonzo Ephraim (2005); Anthony Bryant (2007); Evan Mathis (2008); Justin Smiley (2008-09); Kenyan Drake (2016-19); Anthony Steen (2016-17); Minkah Fitzpatrick (2018-19); Raekwon Davis (2020), Tua Tagovailoa (2020)
Alabama State	2	Rodell Thomas (1981, 1983-84); Michael Coe (2012)
Albany State (Ga.)	1	Jeff Hunter (1992-93)
Alcorn State (formerly Alcorn A&M)	2	Willie Young (1973); De'Lance Turner (2019)
Alma	1	Mark Konecny (1987)
Amherst	2	Doug Swift (1970-75); Sean Clancy (1978)
Appalachian State	5	Mark Royals (2002-03); De'Andre Presley (2012); Daniel Kilgore (2018-19); Tae Hayes (2019-20); Doug Middleton (2019)
Arizona	5	Chris Singleton (1993-96); Brant Boyer (1994); Lionel Dotson (2008-10); Nate Ness (2010); Earl Mitchell (2014-16)
Arizona State	14	Benny Malone (1974-78); Morris Owens (1975-76); Larry Gordon (1976-82); Bruce Hardy (1978-89); Greg Clark (1989); Derrick Rodgers (1997-02); Derek Hagan (2006-08); Derek Smith (2008); Troy Nolan (2012); Gerrell Robinson (2014); Jamil Douglas (2015-16); Matt Haack (2017-20); Brock Osweiler (2018); Kalen Ballage (2018-19)
Arkansas	9	Preston Carpenter (1966); Greg Koch (1986-87); Tony Bua (2004); Eddie Jackson (2005-06); Nate Garner (2009-14); Robert Thomas II (2015); A.J. Derby (2017-18); Martrell Spaight (2018); Travis Swanson (2018)
Arkansas (Pine Bluff)	2	Ray Nealy (1997); Ernest Grant (2000-01)
Arkansas State	9	Stan Winfrey (1975-77); Leroy Harris (1977-78); Stacy Gore (1987); Fred Barnett (1996-97); Kyle Richardson (1997); Cleo Lemon (2005-07); Don Jones (2013-14); Kelcie McCray (2013); Kirk Merritt (2020)
Ashland	1	Adam Shaheen (2020)
Auburn	21	John McGeever (1966); Ken Rice (1966-67); Jack Thornton (1966); Dick Wood (1966); Mike Kohn (1970-77); Joe Cribbs (1988); Nate Hill (1988); Chris Gray (1993-96); Calvin Jackson (1994-99); Anthony Harris (1996-99); Robert Baker (1999, 2002); Jeno James (2004-06); Lorenzo Diamond (2005); Ronnie Brown (2005-10); Heath Evans (2005); Reggie Torbor (2008-09); Karlos Dansby (2010-12); Cody Parkey (2017); Gabe Wright (2017); Chandler Cox (2019-20); Noah Igbinoghene (2020)
Ball State	1	Bernie Parmalee (1992-98)
Baylor	12	Steve Howell (1979-81); Ronnie Lee (1979-82, 1984-89); Charles Benson (1983-84); Reyna Thompson (1986-88); Leland Douglas (1987); Frankie Smith (1993-95); Daryl Gardener (1996-01); Greg Jerman (2002-04); Derrius Thompson (2003-04); Matt Bryant (2004); Danny Watkins (2013); Xavien Howard (2016-20)
Benedict College	1	Claude Brownlee (1967)
Bethune-Cookman	7	Rudy Barber (1968); Dick Washington (1968); Larry Little (1969-80); Maulty Moore (1972-74); Brock Anderson (1977-78); Charles Cornelius (1977-78); Mark Irvin (1987)
Boise State	6	Brock Forsey (2004); Gerald Alexander (2011); Legedu Naanee (2012); Jamar Taylor (2013-15); Daryn Colledge (2014); Jay Ajayi (2015-17)
Boston College	7	Bill Cronin (1966); John Bosa (1987-89); Steve Lubischer (1987); Greg Storr (1987); Troy Stradford (1987-90); Sean Ryan (2008); Marc Colombo (2011)
Boston University	2	Barry Pryor (1969-70); Jim Jensen (1981-92)
Bowling Green	2	Jeff Groth (1979); Chris Jones (2016)

Brigham Young	5	Rodney Thomas (1988-90); John Denney (2005-18); John Beck (2007-08); Ray Feinga (2010-11); Kyle Van Noy (2020)
Bucknell	1	Julién Davenport (2019-20)
Buffalo	1	John Stofa (1966-67, 1969-70)
Butte College	1	Jermaine Haley (2000-02)
Cal Poly (Pomona)	1	Joe Prokop (1992)
Cal Poly (San Luis Obispo)	1	Gary Davis (1976-79)
Cal State (Fullerton)	1	James Pruitt (1986-88, 1990-91)
Cal State (Los Angeles)	1	Howard Kindig (1972-73)
California	10	Joe Rose (1980-85); David Lewis (1987); Dave Zawatson (1991); Iheanyi Uwaezuoke (1998); Chidi Ahanotu (2004); D.J. Campbell (2013); Deandre Coleman (2014-15); Chris McCain (2014-15); Trevor Davis (2019); Patrick Laird (2019-20)
California (Davis)	2	Jeff Allen (1980); Cory Lekkerkerker (2007)
Carson-Newman	2	Sanders Shiver (1984-85); David Pool (1994)
Catawba	1	Ike Hill (1976)
Central Arkansas	1	Jonathan Woodard (2018)
Central College (Iowa)	1	Vern Den Herder (1971-82)
Central Florida	4	Daunte Culpepper (2006); Brandon Marshall (2010-11); Jamiyus Pittman (2018); Josh Sitton (2018)
Central Michigan	3	Andrew Hartline (2009); Xavier Crawford (2019); Kavon Frazier (2020)
Central State (Ohio)	1	Vince Heflin (1982-85)
Central Oklahoma (formerly Central State)	1	Keith Traylor (2005-07)
Chadron State	1	Joe Planansky (1995)
Cincinnati	5	Mario Monds (2004); Armon Binns (2012-13); Jeff Linkenbach (2015); Isaiah Pead (2016); Linden Stephens (2019)
Clemson	14	Wayne Mass (1971); Don Testerman (1980); Dale Hatcher (1993); Lorenzo Bromell (1998-01); Antuan Edwards (2004); Keith Adams (2006); Phillip Merling (2008-11); Chris Clemons (2009-13); Byron Maxwell (2016-17); Andre Branch (2016-18); Stephone Anthony (2017-18); Cordrea Tankersley (2017-18); Christian Wilkins (2019-20); Shaq Lawson (2020)
Coastal Carolina	2	Tyler Thigpen (2009-10); Matt Hazel (2015)
Colorado	10	Dick Anderson (1968-77); Steve Young (1977); Bob Simpson (1978); Mike Kozlowski (1979-86); Bo Matthews (1981); Brody Heffner-Liddiard (2000); Heath Irwin (2000-01); Ben Kelly (2000-01); Matt McChesney (2008); Ken Crawley (2019)
Colorado State	5	Guy Goar (1987); Joey Porter (2007-09); Kory Sperry (2009); Shelley Smith (2014); Preston Williams (2019-20)
Columbia	1	Archie Roberts (1967)
Connecticut	4	Booth Lusteg (1967); Nick Giaquinto (1980-81); Donald Thomas (2008-09); Byron Jones (2020)
Cornell	3	Bo Roberson (1966); John Tagliaferri (1987); Tom McHale (1995)
Dartmouth	2	Jay Fiedler (2000-04); Casey Cramer (2008)
Dayton	1	Bob DeMarco (1970-71)
Delaware	1	Tim Jacobs (1996-97)
Delta State	1	Geoge Chesser (1966-67)
Duke	5	Bob Matheson (1971-79); Ed Newman (1973-84); Charles Bowser (1982-85); Emmett Tilley (1983); Troy Andrew (2001-02)
East Carolina	6	Stefon Adams (1990); Tony Collins (1990); Jerris McPhail (1996-97); Robert Jones (1998-00); Larry Shannon (1998-99); Leonard Henry (2002-04)
East Stroudsburg	1	Mike Reichenbach (1990-91)
East Texas State	1	Kyle Mackey (1987)
Eastern Illinois	1	Kamu Grugier-Hill (2020)
Eastern Kentucky	2	Aaron Jones (1996); Yerehiah Bell (2004-11)
Eastern Michigan	6	Garry Grady (1969); David Marshall (1987); Barry Stokes (1998); L.J. Shelton (2006-07); Jerome Perry (2007); Jason Jones (2016)
Eastern New Mexico	1	Pete Jaques (1966-67)
Eastern Washington	4	Jeff Ogden (2000-01); Dario Romero (2002-04); Lamont Brightful (2004); Jesse Chatman (2005, 2007)
Elizabeth City College	1	Everett McIver (1996-97)
Fairmont State	1	Jim Mertens (1969)
Fayetteville State	1	Richard Medlin (2011)
Ferris State	1	Zach Sieler (2019-20)
Ferrum College	1	Jim Kitts (1997-98)
Florida	21	Rick Casares (1966); Jack Harper (1967-68); Nat Moore (1974-86); Ralph Ortega (1979-80); Burton Lawless (1981); Lorenzo Hampton (1985-89); Greg Cleveland (1987); Jarvis Williams (1988-93); Louis Oliver (1989-93, 1995-96); William Gaines (1994); Trace Armstrong (1995-00); Cal Dixon (1996); Kevin Carter (2005-06); Channing Crowder (2005-10); Mike Pouncey (2011-17); Jabar Gaffney (2012); Mike Gillislee (2013-14); Jelani Jenkins (2013-16); Caleb Sturgis (2013-14); Leon Orr (2016); Antonio Callaway (2020)
Florida A&M	6	John Holmes (1966); Fred Woodson (1967-69); Gene Milton (1968-69); Hubert Ginn (1970-75); Gene Atkins (1994-96); Jamie Nails (2002-03)
Florida State	15	Kim Hammond (1968); Dale McCullers (1969); Ron Sellers (1973); Ron Hester (1982-84); Stanley Scott (1987); Sammie Smith (1989-91); Dennis McKinnon (1990); Jesse Solomon (1994); Terrell Buckley (1995-99, 2003); Travis Minor (2001-06); Lorenzo Booker (2007); Andre Fluellen (2012); Lawrence Timmons (2017); Nick O'Leary (2018-19); Tank Carradine (2019)

Fordham	1	Isa Abdul-Quddus (2016)
Fort Valley State	1	Dean Brown (1970)
Franklin & Marshall	1	Mike Caterbone (1987)
Fresno State	9	Aaron Craver (1991-94); Michael Stewart (1994-96); Bryan Robinson (2004); Cameron Worrell (2007); Tyrone Culver (2008-12); Marlon Moore (2010-13); Clifton Smith (2010); Richard Marshall (2012); Tyler Clutts (2013)
Furman	1	Ernest Gibson (1989)
Gardner-Webb	1	Jim Maxwell (2006)
Georgia	14	Bill Stanfill (1969-76); Jake Scott (1970-75); Robert Edwards (2002); Randy McMichael (2002-06); Quentin Moses (2007-10); Jason Ferguson (2008-09); Reshad Jones (2010-19); Dannel Ellerbe (2013-14); Knowshon Moreno (2014); Bacarri Rambo (2016); Maurice Smith (2017-18); John Jenkins (2019); Jonathan Ledbetter (2019); Solomon Kindley (2020)
Georgia Southern	2	Kiwaukee Thomas (2005); Matt Breida (2020)
Georgia State	2	Ulrick John (2015); Albert Wilson (2018-19)
Georgia Tech	13	Joe Auer (1966-67); Jack Rudolph (1966); Randall Edmunds (1968-69); Ted Davis (1970); Billy Lothridge (1972); Don Bessilleu (1979-81); Marco Coleman (1992-95); Charlie Rogers (2003); Will Heller (2005); Nick Rogers (2005); Travares Tillman (2005-07); Andrew Gardner (2009); Philip Wheeler (2013-14)
Grambling State	4	Al Dotson (1966); Frank Cornish (1970-71); Mike Howell (1972); Vern Roberson (1977)
Grand Valley State	1	Mike Sheldon (1997-99)
Hampton	6	Donovan Rose (1986-87); Clarence Bailey (1987); Ike Readon (1987); Darian Barnes (2005-06); Kendall Langford (2008-11); Chris Baker (2010)
Harvard	1	Ryan Fitzpatrick (2019-20)
Hawaii	7	Jeris White (1974-76); Johnny Taylor (1986); Nuu Faola (1989); Reagan Mauia (2007); Samson Satele (2007-08, 2014); Davone Bess (2008-12); Ikaika Alama-Francis (2010-11);
Henderson State	2	Earnie Rhone (1975-84); Marvell Burgess (1987)
Hofstra	2	Renauld Williams (2004); Lance Schulters (2005, 2007)
Holy Cross	1	Ed Jenkins (1972)
Houston	11	Charlie Fowler (1967-68); T.J. Turner (1986-92); Alfred Oglesby (1990-92); Craig Veasey (1993-94); Billy Milner (1995-96); Antoine Simpson (1999); Lamar Smith (2000-01); Marcus Spriggs (2001-02); Rex Hadnot (2004-07); Cameron Malveaux (2017-18); Elandon Roberts (2020)
Howard	1	Robert Sowell (1983-85, 1987)
Howard Payne	1	Ray Jacobs (1967-68)
Idaho	2	Spencer Folau (2001); Jesse Davis (2017-20)
Illinois	12	Sam Price (1966-68); Jimmy Warren (1966-69); Jack Squirek (1986); Mark Dennis (1987-93); Scott Kehoe (1987); African Grant (1990); Chris Green (1991-94); Vontae Davis (2009-11); Akeem Spence (2018); James Crawford (2019); Clayton Fejedelem (2020); Ted Karras (2020)
Illinois State	2	Damian Gregory (2000-01); Boomer Grigsby (2008)
Indiana	12	Earl Faison (1966); Doug Crusan (1968-74); Terry Cole (1971); Pete Stoyanovich (1989-95); Andrew Greene (1995); Eric Moore (1995); Adewale Ogunleye (2000-03); Trent Green (2007); Aaron Halterman (2007); Chris Liwinski (2007); Marcus Thigpen (2012-13); Jordan Howard (2020)
Indiana State	1	John Bock (1996-00)
Iona	1	Laz Chavez (1987)
Iowa	10	Karl Noonan (1966-71); Bill Windauer (1975); Rod Walters (1980); Reggie Roby (1983-92); George Little (1985-87); Matt Roth (2005-09); Edmond Miles (2007); Derreck Robinson (2007); Nate Kaeding (2012); Andrew Donnal (2019)
Iowa State	10	Otto Stowe (1971-72); Barry Hill (1975-76); Dan Johnson (1983-87); Keith Sims (1990-97); Gene Williams (1991-92); Todd Doxzon (1998); Sage Rosenfels (2002-05, 2011); Tim Dobbins (2010); Jake Knott (2014); Jamal Perry (2019-20)
Jackson State	5	Willie Richardson (1970); Tom Funchess (1974); Don Reese (1974-76); Larry Cowan (1982); Houston Hoover (1994)
Jacksonville State	2	Darrell Malone (1992-94); T.J. Heath (2014)
James Madison	3	Dion Foxx (1994-95); Gary Clark (1995); Ed Perry (1997-04)
Kansas	5	Steve Towle (1975-80); Delvin Williams (1978-80); Ronnie Ward (1997); Sean McDermott (2003); Mike Rivera (2012)
Kansas State	4	Damion McIntosh (2004-06); Kendyl Jacox (2006); Jeron Mastrud (2010-12); Daniel Thomas (2011-14)
Kent State	5	Don Nottingham (1973-77); Todd Feldman (1987); Michael McGruder (1990-91); Bert Weidner (1990-95); Nate Holley (2020)
Kentucky	13	Ric Norton (1966-69); Larry Seiple (1967-77); Dick Palmer (1970); Irv Goode (1973-74); Wally Pesuit (1977-78); Thom Dornbrook (1980); Marc Logan (1989-91); Mark Higgs (1990-94); Donnie Gardner (1991); John Grimsley (1991-93); Todd Perry (2001-03); Micah Johnson (2010); Lynn Bowden Jr. (2020)
Lamar	1	Wayne Moore (1970-78)
Lehigh	2	Rich Owens (1999-00); Ryan Spadola (2013)
Liberty	5	Fred Banks (1987-93); Eric Green (1995); James McKnight (2001-03); Samkon Gado (2007); Walt Aikens (2014-19)
Long Beach City College	1	Charles Jordan (1996-98)
Louisiana (Lafayette)	1	Robert Hunt (2020)
Louisiana (Monroe)	1	Marty Booker (2004-07)

Louisiana State	18	Mel Branch (1966-68); Doug Moreau (1966-69); A.J. Duhe (1977-84); Terry Robiskie (1980-81); David Woodley (1980-83); Liffort Hobley (1987-93); Brian Kinchen (1988-90); Karl Wilson (1990, 1993); Kenny Mixon (1998-01); Travis Daniels (2005-07); Donnie Jones (2005-06); Norman LeJeune (2005-06); Jack Hunt (2006); Anthony Johnson (2014); Jarvis Landry (2014-17); Kelvin Sheppard (2014-15); Davon Godchaux (2017-20); Blake Ferguson (2020)
Louisville	9	Larry Ball (1972-74, 1977-78); Richard Bishop (1982); Mark Clayton (1983-92); Ron Davenport (1985-89); Mark Sander (1992); Sam Madison (1997-05); Klaus Wilmsmeyer (1998); DeVante Parker (2015-20); Seniorise Perry (2017-18)
Marist	1	Terrence Fede (2014-17)
Marshall	5	Jason Rader (2006); Chris Crocker (2008); Chad Pennington (2008-10); Gator Hoskins (2014); Neville Hewitt (2015-17)
Maryland	14	Ed Cooke (1966-67); Guy Roberts (1977); Donald Brown (1986); Ferrell Edmunds (1988-92); J.B. Brown (1989-96); Larry Webster (1992-94); Scott Zolak (1999); Joey Haynos (2008-09); William Kershaw (2008-09); Randy Starks (2008-14); Nolan Carroll (2010-13); Will Yeatman (2011-13); A.J. Francis (2015); A.J. Hendy (2016)
Massachusetts	2	Brandon London (2008); Josh Samuda (2012)
McMurray	1	Ernie Park (1966)
McNeese State	2	Cecil Collins (1999); Vick King (2004)
Memphis (formerly Memphis State)	8	John Bramlett (1967-68); Charlie Babb (1972-79); Ed Taylor (1979-82); Eddie Hill (1981-84); Trell Hooper (1987); Wade Smith (2003-06); Reggie Howard (2004-05); Bobby McCain (2015-20)
Mesa (Colo.)	2	Tony Martin (1990-93, 1999-00); Walter Stanley (1991)
Miami (Fla.)	45	Mike Hudock (1966); Ed Weisacosky (1968-70); Tom Beier (1967-69); Jim Cox (1968); George Mira (1971); Tom Smith (1973); Woody Bennett (1980-88); Billy Cesare (1980); Jay Brophy (1984-86); John Swain (1985, 1987); Fred Robinson (1986); Victor Morris (1987); Scott Nicolas (1987); Willie Smith (1987); Andre Brown (1989-90); Bobby Harden (1990-93); Greg Mark (1990); Charles Henry (1991); Randal Hill (1991, 1995-96); Cleveland Gary (1994); Bernie Kosar (1994-96); Robert Bailey (1996); Craig Erickson (1996-98); Daniel Stubbs (1996-98); Lamar Thomas (1996-00); Yatil Green (1997-99); Brett Perriman (1997); Horace Copeland (1998); Twan Russell (2000-02); Vernon Carey (2004-11); Dedrick Epps (2010); Lamar Miller (2012-15); Olivier Vernon (2012-15); Bryant McKinnie (2013); Jason Fox (2014-15); Rashawn Scott (2016-17); Frank Gore (2018); Adrian Colbert (2019); Trent Harris (2019); Allen Hurns (2019); Danny Isidora (2019); Clive Walford (2019); Mark Walton (2019); Gerald Willis (2019); Ereck Flowers (2020)
Miami (Ohio)	1	Tom Nomina (1966-68)
Michigan	16	Jack Clancy (1967-69); Bill Keating (1967); Jim Mandich (1970-77); Bo Rather (1973-78); Rick Volk (1977-78); Jon Giesler (1979-88); Tommy Hendricks (2000-03); Brian Griese (2003); Ronald Bellamy (2004); Tim Massaquoi (2006); Jay Feely (2007); Chad Henne (2008-11); Jake Long (2008-12); Jordan Kovacs (2013-15); De'Veon Smith (2017); Taco Charlton (2019)
Michigan State	15	Jeff Richardson (1969); Earl Morrall (1972-76); Mel Land (1979); Jeff Wiska (1987); Mike Iaquaniello (1991); Chuck Bullough (1993-94); Mark Ingram (1993-94); Ray Hill (1998-00); Josh Shaw (2004-05); Renaldo Hill (2006-08); Brandon Fields (2007-14); Kerry Reed (2007); Dion Sims (2013-16); Tony Lippett (2015-17); Taybor Pepper (2019)
Michigan Tech	1	Joe Berger (2005-06, 2010)
Middle Tennessee State	4	Kendall Newton (2003-05); Erik Walden (2008-10); Sammy Seamster (2014); Tyshun Render (2020)
Midwestern State	1	Bryan Gilmore (2004-05)
Minnesota	9	Bob Bruggers (1966-68); Elmer Bailey (1980-81); Doug Beaudoin (1980); Kerry Glenn (1990-92); Ed Hawthorne (1995); Jimmy Wyrick (2003-04); Michael Lehan (2006-08); MarQueis Gray (2016-17); Marcus Sherels (2019)
Minnesota State	1	Chris Reed (2019)
Mississippi	17	Jimmy Keyes (1968-69); Jim Urbanek (1968); Jim Dunaway (1972); Stevon Moore (1990); Tim BOWENS (1994-04); Dewayne Dotson (1994-95, 1997); Norman Hand (1995-96); John Avery (1998-99); Roell Preston (1999); Todd Wade (2000-03); Charlie Anderson (2008-09); John Jerry (2010-13); Mike Wallace (2013-14); Laremy Tunsil (2016-18); Robert Nkemdiche (2019); Ken Webster (2019); Benito Jones (2020)
Mississippi State	7	Tom Goode (1966-69); Bruce Plummer (1988); Pat Swopes (1991); Brent Smith (1997-02); J.J. Johnson (1999-01); Donald Lee (2003-04); Shaq Calhoun (2019)
Missouri	9	Henry Stuckey (1972-84); Demetrious Johnson (1987); Jeff Cross (1988-95); Shirdonya Mitchell (2006); Michael Egnew (2012-13); C.J. Mosley (2015); Charles Harris (2017-19); Ziggy Hood (2018); Evan Boehm (2019)
Missouri State	1	David Arkin (2013)
Monmouth	1	John Nalbone (2010)
Montana	6	Tuff Harris (2007); Dan Carpenter (2008-12); Lex Hilliard (2009-11); Cory Procter (2010); Jimmy Wilson (2011-14); Jordan Tripp (2014)
Montana State	2	Sean Hill (1994-96); Joey Thomas (2008)
Montclair State	1	Eddie Chavis (1987)
Morgan State	1	John Andrews (1975-76)
Morris Brown	1	Fernanza Burgess (1984)
Muskingum	1	Greg Ours (1987)
Navy	1	Malcolm Perry (2020)
Nebraska	13	LaVerne Torczon (1966); Jim McFarland (1975); Bill Barnett (1980-85); Andra Franklin (1981-84); Mike Fultz (1981); Irving Fryar (1993-95); Lawrence Phillips (1997); Toniui Fonoti (2006); Lydon Murtha (2009-11); Richie Incognito (2010-13); Zack Bowman (2015); Ndamukong Suh (2015-17); Zach Sterup (2017-18)

Nevada	5	Doug Betters (1978-87); Brock Marion (1998-03); Jonathon Amaya (2012, 2012); Rishard Matthews (2012-15); James-Michael Johnson (2015)
Nevada (Las Vegas)	3	Mike Crawford (1997-98); Isaako Aaitui (2013); Torry McTyler (2017-18)
New Hampshire	1	Iliia Jarostchuk (1988)
New Mexico	4	Scott McGarrahan (2001-02); Billy Strother (2004); Ryan Cook (2011); Jason Sanders (2018-20)
New Mexico State	3	Ted Bachman (1976); Duriel Harris (1976-83, 1985); Courtney Bryan (2007-08)
None	4	Cookie Gilchrist (1966); Gene Mingo (1966-67); Garo Yepremian (1970-78); Charles Leigh (1971-74)
Norfolk State	1	Ricky Ray (1981-82)
North Alabama	2	Shawn Lee (1990-91); Evan Oglesby (2009-10)
North Carolina	18	Bill Darnall (1968-69); Jeff Hayes (1987); Scott Stankavage (1987); Dwight Hollier (1992-99); Ethan Albright (1995); Bracey Walker (1997); Kevin Donnalley (1998-00); Deon Dyer (2000-02); Vonnie Holliday (2005-08); Keith Newman (2006); Chase Page (2007); Marvin Austin (2013); Quinton Coples (2015); T.J. Yates (2016); Robert Quinn (2018); Sylvester Williams (2018); Mack Hollins (2019-20); Jason Strowbridge (2020)
North Carolina A&T State	3	Dick Westmoreland (1966-69); Willie Pearson (1969); Michael Hamilton (2000)
North Carolina Central	1	Robert Clark (1992)
North Carolina State	6	Andy Hendel (1986); Rickey Isom (1987); Dave Merritt (1993); Lloyd Harrison (2002); Mario Williams (2016); Ted Larsen (2017-18)
North Dakota State	3	Tyrone Braxton (1994); Lamar Gordon (2004); Billy Turner (2014-16)
North Texas	3	Abner Hayes (1967); Patrick Cobbs (2006-10); Nate Brooks (2019)
Northeast Louisiana	4	Ken Poole (1981-82); Doug Pederson (1993); Irving Spikes (1994-97); Roosevelt Potts (1997)
Northeastern	1	Mike Williams (1991-95)
Northeastern State (Okla.)	1	Wes Matthews (1966)
Northern Arizona	3	Ed Judie (1984); Willard Reaves (1989); Rayna Stewart (1998)
Northern Colorado	1	Frank Wainright (1995-98)
Northern Illinois	1	Pete Roth (1987)
Northern Iowa	3	Bill Bealles (1987); Dedric Ward (2001-02); Benny Sapp (2010-11)
Northern Michigan	1	Chuck Klingbeil (1991-95)
Northwestern	5	Alex Moyer (1985-86); John Kidd (1994-97); Sam Simmons (2003); Ikechuku Ndukwue (2008); Montre Hartage (2019)
Northwestern State	1	Mark Duper (1982-92)
Notre Dame	14	Nick Buoniconti (1969-76); Shawn Wooden (1996-99, 2001-04); Bob Kuechenberg (1970-84); Joel Williams (1987); Tony Furjanic (1988); Ned Bolcar (1991-92); Mike Golic (1993); Tom Thayer (1993); Tim Ruddy (1994-03); Autry Denson (1999-00); Anthony Fasano (2008-12, 2017); Jonas Gray (2015); Sam Young (2016-18); Durham Smythe (2018-20)
NW Oklahoma State	1	Brian Sochia (1986-91)
Ohio	1	Julian Posey (2012)
Ohio State	29	Mike Current (1967; 1977-79); Paul Warfield (1970-74); Bruce Elia (1975); Neal Colzie (1979); Bob Brudzinski (1981-89); Tom Orosz (1981-82); Pete Johnson (1984); Jerome Foster (1986); Larry Kolic (1986-88); Chris Ward (1986); Jim Gilmore (1987); Eric Kumerow (1988-90); Jeff Uhlenhake (1989-93); Keith Byars (1993-96); Brent Bartholomew (1999); Chris Carter (2002); David Boston (2004-05); Jamar Martin (2004); Dan Wilkinson (2006); Ted Ginn Jr. (2007-09); Brian Hartline (2009-14); Bobby Carpenter (2010); Austin Spitler (2010-13); Anderson Russell (2012); Jake Stoneburner (2015); Chimidi Chekwa (2016); Jerome Baker (2018-20); Raekwon McMillan (2018-19); Isaiah Prince (2019)
Ohio-Northern	1	Jason Trusnik (2011-14)
Oklahoma	16	Wahoo McDaniel (1966-68); Jim Riley (1967-71); Uwe von Schamann (1979-84); David Overstreet (1983); Jackie Shipp (1984-88); Louis Oubre (1987); Greg Johnson (1988); Keith Jackson (1992-94); Aubrey Beavers (1994-95); Barron Tanner (1997-98); Stockar McDougle (2005); Damien Williams (2014-17); Jordan Phillips (2015-18); Kenny Stills (2015-18); Steven Parker (2019); Samaje Perine (2019)
Oklahoma State	9	John Chesley (1984); Garrett Limbrick (1990); Ronnie Williams (1993-95); Thurman Thomas (2000); Kevin Williams (2000); Shamiel Gary (2015); Tyler Patmon (2015); Vincent Taylor (2017-18); Emmanuel Ogbah (2020)
Omaha	1	Marlin Briscoe (1972-74)
Oregon	15	Willie West (1966-68); Tom Drougas (1975-76); Muhammad Oliver (1994); Jed Weaver (2000-02); A.J. Feeley (2004-05); Joey Harrington (2006); Justin Peelle (2006-07); Igor Olshanski (2011); Dante Rosario (2011); Josh Kaddu (2012-13); Dion Jordan (2013-14); LaMichael James (2014-15); Brandon Williams (2015); Spencer Paysinger (2015-16); Kiko Alonso (2016-18)
Oregon State	1	Matt Moore (2011-17)
Ouachita-Baptist	1	Julius Pruitt (2011)
Pacific	1	Bob Heinz (1969-77)
Penn State	17	Bruce Bannon (1973-74); Randy Crowder (1974-76); Jimmy Cefalo (1978-84); Bob Torrey (1979); Paul Lankford (1982-91); Chris Conlin (1987); O.J. McDuffie (1993-01); Ron Heller (1993-95); Tyoka Jackson (1994); Troy Drayton (1996-99); Cameron Wake (2009-18); Jared Odrick (2010-14); Mickey Shuler (2010); Larry Johnson (2011); Mike Hull (2015-18); Jordan Lucas (2016-17); Mike Gesicki (2018-20)
Pittsburg State (Kan.)	1	Ron Moore (1998)
Pittsburgh	9	Bryant Salter (1976); Dan Marino (1983-99); Hugh Green (1985-91); Tom Brown (1987-89); Bob Gruber (1987); Dave Moore (1992); Lousaka Polite (2008-10); Lafayette Pitts (2016); Ryan Lewis (2019)
Portland State	1	Julius Thomas (2017)

Princeton	1	Carl Barisich (1977-80)
Purdue	13	Bob Griese (1967-80); Tim Foley (1970-80); Mark Brown (1983-88); David Frye (1986-89); Derek Wimberly (1987); Pat Johnson (1995); Jeff Zgonina (2003-06); Gene Mruczkowski (2007); Rob Ninkovich (2007); Akin Ayodele (2008-09); Ryan Baker (2009-12); Kory Sheets (2009-10); Raheem Mostert (2015)
Rensselaer Polytechnic Institute	1	Andrew Franks (2015-16)
Rhode Island	2	Rick Moser (1980); Dameon Reilly (1987)
Rice	4	Rodrigo Barnes (1975); O.J. Brigance (1996-99); Larry Izzo (1996-00); Bert Emanuel (2000)
Rutgers	6	John Alexander (1977-78); Ray Lucas (2001-02); Harry Swayne (2001); Nate Jones (2008-09, 2011); Jonathan Freeny (2012-14); Leonte Carroo (2016-18)
Samford	2	Cortland Finnegan (2014); Nick Williams (2016)
San Diego State	8	Craig Ellis (1986); Dan McGwire (1995); Nate Jacquet (1998-99); Obafemi Ayanbadejo (2003); Akbar Gbaja-Biamila (2007); Roberto Wallace (2010-11); Brice Butler (2018); Calvin Munson (2019-20)
San Jose State	7	Kim Bokamper (1977-85); Gerald Small (1978-83); James Saxon (1992-94); Steve DeBerg (1993); Joe Nedney (1996-97); Chris Owens (2013); David Fales (2017)
Shepherd	1	Dominique Jones (2016)
Shippensburg	1	Brent Grimes (2013-15)
South Carolina	9	Stanley Pritchett (1996-99); Arturo Freeman (2000-04); Terry Cousin (2001); Ray Green (2001-02); Henry Taylor (2001); Corey Jenkins (2003-04); André Goodman (2006-08); Clifton Geathers (2010); Chris Lammons (2019)
South Carolina State	1	William Judson (1981-89)
South Dakota	1	Duke Schamel (1987)
South Dakota State	2	Jim Langer (1970-79); Zach Zenner (2019)
South Florida	2	Bill Gramatica (2004); Nate Allen (2017)
Southeastern Louisiana	1	Maxie Williams (1966-70)
Southern	8	Ray Jones (1971); Ken Ellis (1976); Cleveland Green (1979-86); George Farmer (1987); Floyd Raglin (1987); Ronald Scott (1987); Jeff Faulkner (1990); Jerry Wilson (1996-00)
Southern California	14	Roy Foster (1982-90); Jeff Kopp (1995); Sammy Knight (2003-04); Junior Seau (2003-05); Will Poole (2004-05); Alex Holmes (2005); Manuel Wright (2005); Patrick Turner (2009); Reggie Bush (2011-12); Damian Williams (2014); Jordan Cameron (2015-16); Rey Mauluga (2017); T.J. McDonald (2017-18); Austin Jackson (2020)
Southern Illinois	2	Carl Mauck (1970); Chase Allen (2017-18)
Southern Methodist	5	Frank Jackson (1966-67); John Roderick (1966-67); Albert Johnson (2001-02); Bryan McCann (2012); Evan Brown (2019)
Southern Mississippi	6	Tom Boutwell (1969); Mike Denney (1976); Norris Thomas (1977-79); Bud Brown (1984-88); Patrick Surtain (1998-04); Cornell Armstrong (2018)
Southern Utah	1	R.J. Stanford (2012-14)
Southwest Texas State	1	Jeff Novak (1994)
Southwestern Louisiana	1	Charles Bennett (1987)
St. Cloud State	1	Mike Lambrecht (1987-89)
Stanford	10	Mike Michel (1977); Guy Benjamin (1978-79); Greg Baty (1990-94); Jeff Buckley (1996-98); Brian Manning (1997); Donnie Spragan (2005-07); Greg Camarillo (2007-09); Jonathan Martin (2012-13); Michael Thomas (2013-17); Johnson Bademosi (2019)
Stephen F. Austin	3	Bob Neff (1966-68); Bruce Alexander (1992-93); Terrance Shaw (2000)
Syracuse	16	Billy Hunter (1966); Larry Csonka (1968-74-1979); Mike Charles (1983-86); Doug Marrone (1987); Tim Pidgeon (1987); Scott Schwedes (1987-90); Kirby Dar Dar (1995-98); Qadry Ismail (1997); Olindo Mare (1997-06); Rob Konrad (1999-04); Morlon Greenwood (2001-04); Rob Burnett (2002-03); Tebucky Jones (2005); Will Allen (2006-11); Donovin Darius (2007); Kelvin Smith (2007)
Tampa	3	Jim Del Gaizo (1972, 1975); Darryl Carlton (1975-76); Freddie Solomon (1975-77)
Temple	3	Leslie Shepherd (2000); Larry Chester (2002-04); Chris Myarick (2020)
Tennessee	28	Whit Canale (1966); Frank Emanuel (1966-69); Stan Mitchell (1966-70); Bob Petrella (1966-71); Hal Wantland (1966); John Boynton (1969); Karl Kremser (1969-70); Fuad Reveziz (1985-88); Harry Galbreath (1988-92); Tim Irwin (1994); Shane Burton (1996-98); Tom Hutton (1999); Scott Galyon (2000-02); Eddie Moore (2003-05); Jason Allen (2006-10); David Martin (2007-08); Tony McDaniel (2009-12); Gibril Wilson (2009); Kevin Burnett (2011-12); Marvin Mitchell (2011); Jonathan Wade (2011); Dallas Thomas (2013-16); Ja'Wuan James (2014-18); Matt Darr (2015-16); Jacques McClendon (2015); Jordan Williams (2015); Arian Foster (2016); Justin Hunter (2016)
Tennessee State	6	Mack Lamb (1967-68); Charley Wade (1973); Larry Woods (1973); Laird McCreary (1976-78); Melvin Mitchell (1976-78); Bennie Anderson (2006)
Tennessee (Chattanooga)	1	Gary Tucker (1968)
Texas	9	Cotton Speyrer (1975); Glenn Blackwood (1979-87); Robin Sendlein (1985); Lawrence Sampleton (1987); Stephen Braggs (1992-93); Ricky Williams (2002-03, 2005, 2007-10); Rodrique Wright (2006-08); Kheeston Randall (2012); Brandon Jones (2020)
Texas A&M	20	Jerry Hopkins (1967-68); Jack Pyburn (1967-68); Mark Dennard (1978-83); Mack Moore (1985-86); Rich Siler (1987); Louis Cheek (1988-89); Tony Franklin (1988); Richmond Webb (1990-00); Robert Wilson (1994-96); Antonio Armstrong (1995); Hunter Goodwin (1999-01); Seth McKinney (2002-06); Taylor Whitley (2003-04); Billy Yates (2003); Ronald Flemons (2004); Jason Glenn (2005); Jovorskie Lane (2012); Ryan Tannehill (2012-18); Damontre Moore (2015); Keaton Sutherland (2019)
Texas A&M (Kingsville)	1	Al Harris (2010)
Texas Arlington	2	Tim McKyer (1990); Cliff Odom (1990-93)

Texas Christian	5	Norm Evans (1966-75); Norm Bulaich (1975-79); Lyle Blackwood (1981-86); Roosevelt Collins (1992); Anthony Alabi (2005-07)
Texas Southern	5	Jimmy Hines (1969); Lloyd Mumphord (1969-74); Mel Baker (1974); Mike Holmes (1976); Arthur Cox (1991)
Texas State	2	Frederick Evans (2006); Mark Washington (2007)
Texas Tech	10	Andre Tillman (1974-78); Tate Randle (1987); Zach Thomas (1996-07); Zebbie Lethridge (2001); Sammy Morris (2004-06); Wes Welker (2004-06); Jakeem Grant Sr. (2016-20); Danny Amendola (2018); Sam Eguavoen (2019-20); DeAndre Washington (2020)
Texas (El Paso)	2	Mike Smith (1985-87); Nik Needham (2019-20)
Toledo	1	Curtis Johnson (1970-78)
Towson	1	Jermion Bushrod (2016-17)
Troy	1	Brannon Condren (2008)
Tulane	5	Rusty Chambers (1976-80); Eric Laakso (1978-84); JP Losman (2011); Orleans Darkwa (2014); Julius Warmsley (2016)
Tulsa	8	Howard Twilley (1966-76); Bob Joswick (1968-69); Al Jenkins (1972); Wade Bosarge (1977); Dunstan Anderson (1997); Gus Ferrotte (2005); Charles Clay (2011-14); Lowell Rose (2014)
Tuskegee	1	Dimitri Patterson (2012-13)
UCLA	12	John Richardson (1967-71); Terry Tautolo (1983-84); Larry Lee (1985-86); Scott Miller (1991-96); Karim Abdul-Jabbar (1996-99); Mike Chalenski (1997); Brendon Ayanbadejo (2003-04); Jeff Grau (2003); Jake Brendel (2016-18); Thomas Duarte (2016-17); Alterraun Verner (2017); Josh Rosen (2019)
Utah	17	Manny Fernandez (1968-75); Norm McBride (1969-70); Marv Fleming (1970-74); Steve Clark (1982-85); Scott Mitchell (1990-93); Hendrick Lusk (1998); Steve Fifita (2007); Koa Misi (2010-17); Cliff Russell (2005-06); Paul Soliai (2007-13); Sean Smith (2009-12); Derrick Shelby (2012-15); Sam Brenner (2013-15); Brice McCain (2015); Trevor Reilly (2016); Isaac Asiata (2017-18); Eric Rowe (2019-20)
Utah State	6	Rich Zecher (1966-67); Willie Beecher (1987); Kevin Curtis (2010); Will Davis (2013-15); Zach Vigil (2015-16); Jalen Davis (2018)
Vanderbilt	5	Chris Gaines (1988); Jim Arnold (1994); Corey Harris (1997); Jay Cutler (2017); Wesley Johnson (2018)
Villanova	1	Billy Joe (1966)
Virginia	11	Andy Selfridge (1976); Tom Vigorito (1981-85); Steve Potter (1981-82); Jim Huddleston (1987); David Griggs (1989-93); Scott Secules (1989-92); Terry Kirby (1993-95); Mark Dixon (1998-03); Greg Jeffries (1999-00); John St. Clair (2004); Brandon Albert (2014-16)
Virginia State	1	James Brown (1996-99)
Virginia Tech	12	Don Strock (1974-87); George Roberts (1978-80); Tony Paige (1990-92); Corey Moore (2001); Doug Easlick (2004); Lee Suggs (2006); Marcus Vick (2006); Brandon Frye (2008); Ernest Wilford (2008); Jake Grove (2009); Shayne Graham (2011); Isaiah Ford (2018-20)
Wake Forest	5	Clayton Heath (1976); Desmond Clark (2002); Jay Williams (2002-04); Quintin Williams (2004); Tyson Clabo (2013)
Washington	10	Jeff Toews (1979-85); Vestee Jackson (1991-93); Steve Emtman (1995-96); Damon Huard (1997-00); Kevin Gogan (1999); Omare Lowe (2002); Lester Towns (2005); Donald Butler (2016); Myles Gaskin (2019-20); Salvon Ahmed (2020)
Washington State	7	Tom Erlandson (1966-67); Tom Wickert (1974); Brett Carolan (1966); Brian Walker (1997-98, 2000-01); Kevin McKenzie (1999); Lamont Thompson (2007); Brandon Gibson (2013-14)
Wayne State	1	Ron Berger (1973)
Weber State	2	J.D. Folsom (2009); Pat McQuistan (2010)
West Alabama	1	Deon Lacey (2019)
West Texas A&M (formerly West Texas State)	4	Mercury Morris (1969-75); Jesse Powell (1969-73); Anthony Armstrong (2012); J'Marcus Webb (2019)
West Virginia	10	Dale Farley (1971); Jim Braxton (1978); Fulton Walker (1981-85); Dennis Fowlkes (1987); Charlie Baumann (1991); Kantroy Barber (1999); Pat White (2009); Steve Slaton (2011); Gary Jennings (2019); Adam Pankey (2019-20)
Western Carolina	1	Louis Cooper (1991)
Western Illinois	2	Bryan Cox (1991-95); David Bowens (2001-06)
Western Michigan	4	John Offerdahl (1986-93); Tom Toth (1986-89); Louis Delmas (2014-15); Greg Jennings (2015)
Western Ontario	1	Vaughn Martin (2013)
Wichita State	1	Rick Dvorak (1977)
William & Mary	1	Steve Shull (1980-83)
Winston-Salem State	3	Alvin Powell (1989); Oronde Gadsden (1998-03); William Hayes (2017-18)
Wisconsin	13	Dave Kocourek (1966); Jeff Dellenbach (1985-94); Rick Graf (1987-90); Dave Ahrens (1989); Troy Vincent (1992-95); Chris Chambers (2001-07); Jamar Feltcher (2001-03); Al Johnson (2008); Kraig Urbik (2016); Tanner McEvoy (2018); Vince Biegel (2019); Michael Deiter (2019-20); Andrew Van Ginkel (2019-20)
Wisconsin-Whitewater	1	Matt Turk (2000-01, 2003-04)
Wyoming	2	Jim Kick (1968-74); Trent Gamble (2000-03)
Xavier	2	Jim Higgins (1966); George Wilson, Jr. (1966)
Yale	1	Rich Diana (1982)
Youngstown State	4	Ron Jaworski (1987-88); Cliff Stoudt (1989); Brandian Ross (2014); Avery Moss (2019)

* replacement player

DOLPHINS BY THE NUMBERS

- 1 – Garo Yepremian (1970-78); Tony Franklin (1988); Matt Turk (2000-01, 2003-04); Cody Parkey (2017); Tua Tagovailoa (2020)
- 2 – Cookie Gilchrist (1966); *Willie Beecher (1987); Brandon Fields (2008-14); Matt Haack (2018-20)
- 3 – Tom Orosz (1981-82); *Stacy Gore (1987); Van Tiffin (1987); Mark Royals (2002-03); Joey Harrington (2006); Jay Feely (2007); Andrew Franks (2015-16); Josh Rosen (2019)
- 4 – George Roberts (1978-80); Reggie Roby (1983-92); Tom Hutton (1999); Brandon Fields (2007); Matt Darr (2015-16)
- 5 – Booth Lusteg (1967); John Stofa (1969-70); Uwe von Schamann (1979-84); Jeff Hayes (1987); Kyle Richardson (1997); Matt Bryant (2004); Donnie Jones (2005-06); Dan Carpenter (2008-12)
- 6 – Jim Arnold (1994); Joe Nedney (1996-97); Brent Bartholomew (1999); Ray Lucas (2001-02); Pat White (2009); JP Losman (2011); Jay Cutler (2017)
- 7 – Billy Lothridge (1972); Guy Benjamin (1978-79); Fuad Reveiz (1985-88); Charlie Baumann (1991); Joe Prokop (1992); Dale Hatcher (1993); Craig Erickson (1996-98); A.J. Feeley (2004-05); Chad Henne (2008-11); Jason Sanders (2018-20)
- 8 – Klaus Wilmsmeyer (1998); Daunte Culpepper (2006); Matt Moore (2011-17); Brock Osweiler (2018)
- 9 – Scott Seccles (1989-92); Jay Fiedler (2000-04); John Beck (2007-08); Nate Kaeding (2012); Caleb Sturgis (2013-14); David Fales (2017)
- 10 – George Wilson, Jr. (1966); George Mira (1971); Don Strock (1974-87); Pete Stoyanovich (1989-95); Olindo Mare (1997-06); Trent Green (2007); Chad Pennington (2008-10); Clyde Gates (2011); Jabar Gaffney (2012); Brandon Gibson (2013-14); Kenny Stills (2015-18); Malcolm Perry (2020)
- 11 – Rick Norton (1966-69); Jim Del Gaizo (1972, 1975); Jim Jensen (1981-92); Dan McGwire (1995); Damon Huard (1997-00); Bill Gramatica (2004); Gus Frerotte (2005); Julius Pruitt (2011); Mike Wallace (2013-14); DeVante Parker (2015-20)
- 12 – Bob Griese (1967-80)
- 13 – Jake Scott (1970-75); Dan Marino (1983-99)
- 14 – *Scott Stankavage (1987); Doug Pederson (1993); Scott Zolak (1999); Brian Griese (2003); Kendall Newson (2004-05); Marlon Moore (2010-13); Jarvis Landry (2014-17); Brice Butler (2018); Ryan Fitzpatrick (2019-20)
- 15 – John Stofa (1966-67); Kim Hammond (1968); Karl Kremser (1969-70); Charles Leigh (1971); Earl Morrall (1972-76); *Kyle Mackey (1987); Kirby Dar Dar (1995, 1997); Ronald Bellamy (2004); Kerry Reed (2007); Davone Bess (2008-12); Damian Williams (2014); Justin Hunter (2016); Albert Wilson (2018-19); Lynn Bowden Jr. (2020)
- 16 – Archie Roberts (1967); Tom Boutwell (1969); David Woodley (1980-83); Robert Baker (1999); Albert Johnson (2001); Marcus Vick (2006); Tyler Thigpen (2009-10); Shayne Graham (2011); T.J. Yates (2016); Matt Haack (2017); Tanner McEvoy (2018); Gary Jennings (2019); Antonio Callaway (2020); Marcus Kemp (2020)
- 17 – Mike Michel (1977); Ron Jaworski (1987-88); Steve DeBerg (1993); John Kidd (1994-97); Todd Doxzon (1998); Cleo Lemon (2005-07); Brandon London (2008); Ryan Tannehill (2012-18); Allen Hurns (2019)
- 18 – Dick Wood (1966); Cliff Stoudt (1989); Sage Rosenfels (2002-05); Ernest Wilford (2008); Roberto Wallace (2010-11); Rishard Matthews (2013-15); Preston Williams (2019-20)
- 19 – Reyna Thompson (1986); Scott Mitchell (1990-93); Bernie Kosar (1994-96); Nate Jacquet (1998); Larry Shannon (1998-99); Ted Ginn, Jr. (2007-09); Brandon Marshall (2010-11); Legedu Naanee (2012); Armon Binns (2012-13); Jakeem Grant Sr. (2016-20)
- 20 – Larry Seiple (1967-77); Neal Colzie (1979); David Overstreet (1983); *Rickey Isom (1987); Joe Cribbs (1988); Marc Logan (1989-91); Muhammad Oliver (1994); Ray Nealy (1997); John Avery (1998-99); Ben Kelly (2001); Lloyd Harrison (2002); Arturo Freeman (2003-04); Kiwaukee Thomas (2005); Eddie Jackson (2006); Lorenzo Booker (2007); Chris Crocker (2008); Reshad Jones (2010-19)
- 21 – Gene Mingo (1966-67); Jim Kiick (1968-74); Rick Volk (1977-78); *Tate Randle (1987); Mark Higgs (1990-94); Lawrence Phillips (1997); Rayna Stewart (1998); Autry Denson (1999-00); Terry Cousin (2001); Jamar Fletcher (2002-03); Antuan Edwards (2004); Travis Daniels (2005-06); André Goodman (2007-08); Vontae Davis (2009-11); Deandre Presley (2012); Brent Grimes (2013-15); Jordan Lucas (2016-17); Frank Gore (2018); Eric Rowe (2019-20)
- 22 – Willie West (1966-68); Mercury Morris (1969-75); Tony Nathan (1979-87); Kerry Goode (1989); Tim McTyer (1990); James Saxon (1992-94); Shawn Wooden (1996-99); Terrance Shaw (2000); Shawn Wooden (2001-04); Jesse Chatman (2005); Lee Suggs (2006); Michael Lehan (2007-08); Kory Sheets (2009-10); Clifton Smith (2010); Reggie Bush (2011-12); Jamar Taylor (2013-15); Isaiah Peard (2016); T.J. McDonald (2017-18); Mark Walton (2019); Zach Zenner (2019); Tae Hayes (2019); Matt Breida (2020)
- 23 – Wes Matthews (1966); Charles Leigh (1973-74); Joe Carter (1984-86); Troy Stradford (1987-90); *Demetrious Johnson (1987); Troy Vincent (1992-95); Robert Bailey (1996); George Teague (1997); Patrick Surtain (1998-04); Ronnie Brown (2005-10); Larry Johnson (2011); Steve Slaton (2011); Troy Nolan (2012); Bryan McCann (2012); Mike Gillislee (2013-14); Jay Ajayi (2015-17); Cordrea Tankersley (2018); Noah Igbinoghene (2020)
- 24 – Billy Hunter (1966); Jack Clancy (1967-69); Delvin Williams (1978-80); Reyna Thompson (1986-88); *Floyd Raglin (1987); Rodney Thomas (1989-90); Vestee Jackson (1991-93); Pat Johnson (1995); Jerry Wilson (1996-00); Jamar Fletcher (2001); Omare Lowe (2002); Sammy Knight (2003-04); Tebucky Jones (2005); Renaldo Hill (2006-08); Sean Smith (2009-12); Cortland Finnegan (2014); Brice McCain (2015); Isa Abdul-Quddus (2016); Torry McTyer (2018); Johnson Bademosi (2019); Ryan Lewis (2019); Byron Jones (2020)
- 25 – Dick Westmoreland (1966-69); Tim Foley (1970-80); Mike Smith (1985-87); Louis Oliver (1989-93, 1995-96); Corey Harris (1997); Greg Jeffries (1999-00); Jimmy Wyrick (2003); Reggie Howard (2004-05); Will Allen (2006-11); Jimmy Wilson (2011); R.J. Stanford (2012-13); Louis Delmas (2014-15); Xavien Howard (2016-20)
- 26 – Frank Jackson (1966-67); Lloyd Mumphord (1969-74); Duriel Harris (1976); Donovan Rose (1986-87); Jarvis Williams (1988-93); Bracey Walker (1997); Lamar Smith (2000-01); Leonard Henry (2002-04); Travares Tillman (2005-07); Lex Hilliard (2009-11); Lamar Miller (2012-15); Damien Williams (2016-17); Maurice Smith (2018); Steven Parker (2019); Salvon Ahmed (2020)

- 27 – Gary Tucker (1968); Gary Davis (1976-79); Lorenzo Hampton (1985-89); Stevon Moore (1990); David Pool (1994); Terrell Buckley (1995-99); Arturo Freeman (2000-02); Terrell Buckley (2003); Will Poole (2004-05); Shirdonya Mitchell (2006); Lamont Thompson (2007); Samkon Gado (2007); Benny Sapp (2010-11); Jimmy Wilson (2011-14); Raheem Mostert (2015); Shamiel Gary (2015); Maurice Smith (2017); Kalen Ballage (2018-19); Chandler Cox (2020)
- 28 – George Chesser (1966); Abner Haynes (1967); Gene Milton (1968-69); Ed Jenkins (1972); Hubert Ginn (1975); Don McNeal (1980-89); Michael McGruder (1990-91); Frankie Smith (1993); Gene Atkins (1994-96); Ray Hill (1998-00); Travis Minor (2002-06); Jesse Chatman (2007); Brannon Condren (2008); Gibiril Wilson (2009); Nolan Carroll (2010-13); Knowshun Moreno (2014); Bobby McCain (2015-20)
- 29 – Jack Harper (1967-68); Garry Grady (1969); Tom Smith (1973); John Swain (1985); Liffort Hobley (1987-93); Frankie Smith (1994-95); Sam Madison (1997-05); Andre Goodman (2006); Travis Daniels (2007); Tyrone Culver (2008-11); Jonathan Amaya (2012); Will Davis (2013-15); Jonas Gray (2015); Tyler Patmon (2015); Arian Foster (2016); Nate Allen (2017); Minkah Fitzpatrick (2018-19); Xavier Crawford (2019); Samaje Perine (2019); Brandon Jones (2020)
- 30 – Sam Price (1966-68); Bryant Salter (1967); Ron Davenport (1985-89); Bernie Parmalee (1992-98); Obafemi Ayanbadejo (2003); Lamar Gordon (2004); Lance Schulters (2005); Michael Lehan (2006); Casey Cramer (2008); Chris Clemons (2009-13); Daniel Thomas (2014); Zack Bowman (2015); Bacarri Rambo (2016); Cordrea Tankersley (2017); Chris Lammons (2019); Nate Brooks (2019); Tae Hayes (2020)
- 31 – George Chesser (1967); Barry Pryor (1969-70); Terry Cole (1971); Norm Bulaich (1975-79); Rick Moser (1980); Eddie Hill (1981-84); Sean Hill (1994-96); Brock Marion (1998-03); Sammy Morris (2004-06); Lance Schulters (2007); Evan Oglesby (2010); Al Harris (2010); Charles Clay (2011); Richard Marshall (2012); Michael Thomas (2013-17); Cornell Armstrong (2018); Ken Webster (2019); DeAndre Washington (2020)
- 32 – Joe Auer (1966-67); Hubert Ginn (1970-73); Benny Malone (1974-78); Tom Vigorito (1981-85); Donald Brown (1986); *Pete Roth (1987); Garrett Limbrick (1990); Bruce Alexander (1992-93); Aaron Craver (1994); Cleveland Gary (1994); Jerris McPhail (1996-97); J.J. Johnson (1999-01); Charlie Rogers (2003); Jamar Martin (2004); Jason Allen (2006-10); Nate Ness (2010); Nate Jones (2011); Jonathan Wade (2011); Michael Coe (2012); Dimitri Patterson (2012-13); Orleans Darkwa (2014); Jordan Kovacs (2015); Kenyana Drake (2016-19); Ken Crawley (2019); Linden Stephens (2019); Patrick Laird (2020)
- 33 – Billy Joe (1966); Hubert Ginn (1974); Stan Winfrey (1975-77); Billy Cesare (1980); Ron Matthews (1981); Rich Diana (1982); Craig Ellis (1986); *Ronald Scott (1987); Sammie Smith (1989-91); Karim Abdul-Jabbar (1996-99); Deon Dyer (2000-02); Vick King (2004); Jerome Perry (2007); Nate Jones (2008-09); Daniel Thomas (2011-13); Brandian Ross (2014); LaMike James (2014-15); Torry McTyer (2017); Jamal Perry (2019-20)
- 34 – Ron Sellers (1973); Jim Braxton (1978); Don Testerman (1980); Woody Bennett (1980-88); Nuu Faola (1989); Tony Collins (1990); Aaron Craver (1991-93); Tyrone Braxton (1994); Tim Jacobs (1996-97); Ron Moore (1998); Cecil Collins (1999); Thurman Thomas (2000); Travis Minor (2001); Ricky Williams (2002-03, 05, 07-10); Marcus Thigpen (2012-13); Damien Williams (2014-15); Senorise Perry (2017-18); De'Lance Turner (2019); Jordan Howard (2020)
- 35 – Rick Casares (1966); Stan Mitchell (1966-70); Clayton Heath (1976); Nick Giaquinto (1980-81); *John Tagliaferri (1987); Kerry Glenn (1990-92); Michael Stewart (1994-96); Irving Spikes (1997); Ben Kelly (2000); Shawn Wooden (2001); Jimmy Wyrick (2004); Eddie Jackson (2005); Tuff Harris (2007); Walt Aikens (2014-19); Kavon Frazier (2020)
- 36 – Preston Carpenter (1966); Charles Leigh (1972); Don Nottingham (1973-77); Steve Howell (1979-81); Tom Brown (1987-89); Stephen Braggs (1992-93); Stanley Pritchett (1996-99); Darian Barnes (2005-06); Louisa Polite (2008-10); Tyrone Culver (2012); Don Jones (2013); T.J. Heath (2014); Tony Lippett (2015-17); Jalen Davis (2018); Doug Middleton (2019); Adrian Colbert (2019); Nate Holley (2020)
- 37 – Charley Wade (1973); Andra Franklin (1981-84); Mike Kozlowski (1979-80); J.B. Brown (1989-96); Zebbie Lethridge (2001); Yermiah Bell (2004-11); Kelsie McCray (2013); D.J. Campbell (2013); Sammy Seamster (2014); A.J. Hendy (2016); Myles Gaskin (2019-20)
- 38 – Leroy Harris (1977-78); Bob Torrey (1979); Terry Robiskie (1980-81); *Clarence Bailey (1987); Bruce Plummer (1988); Willard Reaves (1989); Calvin Jackson (1994-99); Kevin Williams (2000); Qunitin Williams (2004); Patrick Cobbs (2006-10); Richard Medlin (2011); Julian Posey (2012); Don Jones (2014); Chimdi Chekwa (2016); De'Veon Smith (2017); Brandon Bolden (2018); Chandler Cox (2019)
- 39 – Larry Csonka (1968-74, 1979)
- 40 – Bo Roberson (1966); Dick Anderson (1968-77); Mike Kozlowski (1981-86); *John Swain (1987); Irving Spikes (1994-96); Ray Green (2001-02); Sean McDermott (2003); Donovin Darius (2007); Jonathan Amaya (2010); Charles Alexander (2011); Anderson Russell (2012); Tyler Clutts (2013); Lowell Rose (2014); Lafayette Pitts (2016); Nik Needham (2019-20)
- 41 – Willie Pearson (1969); Jeris White (1974-76); Norris Thomas (1977-79); Fulton Walker (1981-85); *Mark Konecny (1987); African Grant (1990); Keith Byars (1993-96); Scott McGarrahan (2001); Joey Thomas (2008); Evan Oglesby (2009); Jorvorskie Lane (2012); Chris Owens (2013); R.J. Stanford (2014); Byron Maxwell (2016-17); Montre Hartley (2019)
- 42 – Bill Darnall (1968-69); Paul Warfield (1970-74); Vern Roberson (1977); Lyle Blackwood (1981-86); *Robert Sowell (1987); Ernest Gibson (1989); Chris Green (1991-94); Terry Kirby (1995); Roosevelt Potts (1997); Trent Gamble (2000-03); Doug Easlick (2004); Norman LeJeune (2005-06); Charles Clay (2012-14); Spencer Paysinger (2015-16); Alterraun Verner (2017); Patrick Laird (2019); Clayton Fejedelem (2020)
- 43 – Bob Neff (1966-68); Mike Holmes (1976); Jeff Allen (1980); Ricky Ray (1981-82); Larry Cowan (1982); Bud Brown (1984-88); Terry Kirby (1993-94); Scott McGarrahan (2002); Brock Foresey (2004); Jack Hunt (2006); Andrew Van Ginkel (2019-20)
- 44 – Pete Jaquess (1966-67); Dick Washington (1968); Dean Brown (1970); Mike Howell (1972); Barry Hill (1975-76); Charles Cornelius (1977-78); Doug Beaudoin (1980); Paul Lankford (1982-91); Bobby Humphrey (1992); Aaron Craver (1994); Rob Konrad (1999-04); Heath Evans (2005); Cameron Worrell (2007); Jordan Kovacs (2013-14); Stephone Anthony (2017-18); Deon Lacey (2019); Elandon Roberts (2020)
- 45 – Mack Lamb (1967-68); Curtis Johnson (1970-78); Ed Taylor (1979-82); Robert Sowell (1983-85); *Trell Hooper (1987); Rodney Thomas (1988); Bobby Harden (1990-93); Brian Walker (1997-98, 2000-01); Lamont Brightful (2004); Reagan Mauia (2007); Austin Spitler (2013); Jake Knott (2014); Mike Hull (2015-18)
- 46 – Hal Wantland (1966); Don Bessilleu (1979-81); Pete Johnson (1984); *Mark Irvin (1987); Dave Moore (1992); Boomer Grigsby (2008); Neville Hewitt (2015-17); Taybor Pepper (2019)
- 47 – John McGeever (1966); Tom Beier (1967, 1969); Ted Bachman (1976); Glenn Blackwood (1979-87); Stefon Adams (1990); Darrell Malone (1992-94); Robert Edwards (2002); Jeff Grau (2003); Courtney Bryan (2007-08); Kiko Alonso (2016-18); Vince Biegel (2019)
- 48 – Bob Petrella (1966-71); Henry Stuckey (1972-74); Ken Ellis (1976); Wade Bosarge (1977); Gerald Small (1978-83); Mike Iaquinello (1991); Jim Kitts (1997-98); Kantro Barber (1999); Brody Heffner-Liddiard (2000); MarQueis Gray (2016-17); Marcus Sherels (2019); Calvin Munson (2019-20)

- 49 – Jimmy Warren (1966-69); Ray Jones (1971); Charlie Babb (1972-79); William Judson (1981-89); *Marvell Burgess (1987); Tony Paige (1990-92); Robert Wilson (1994-96); Dewayne Dotson (1997); Zach Vigil (2015-16); Sam Eguavon (2019-20)
- 50 – Frank Emanuel (1966-69); Dick Palmer (1970); Bruce Elia (1975); Larry Gordon (1976-82); Jackie Shipp (1984-88); *Greg Storr (1987); Dave Ahrens (1989); Louis Cooper (1991); Dwight Hollier (1992-99); Michael Hamilton (2000); Brendon Ayanbadejo (2003-04); Nick Rogers (2005); Edmond Miles (2007); Erik Walden (2008-09); Bobby Carpenter (2010); Arvan Mitchell (2011); Olivier Vernon (2012-15); Andre Branch (2016-18); Blake Ferguson (2020)
- 51 – Jerry Hopkins (1967-68); Ed Weisacosky (1968-70); Larry Ball (1972-74); Rodrigo Barnes (1975); Andy Selfridge (1976); Rusty Chambers (1976-80); Mark Brown (1983-88); Greg Clark (1989); Bryan Cox (1991-95); Anthony Harris (1996-99); Tommy Hendricks (2000-03); Tony Bua (2004); Jason Glenn (2005); Mark Washington (2007); Akin Ayodele (2008-09); Tim Dobbins (2010); Mike Pouncey (2011-17); James Crawford (2019); Kamu Grugier-Hill (2020)
- 52 – Mike Hudock (1966); Jimmy Keyes (1968-69); Mike Denney (1976); Larry Ball (1977-78); Mel Land (1979); Steve Shull (1981-83); Emmitt Tilley (1983); Terry Tautolo (1983-84); Sanders Shiver (1984); Robin Sendlein (1985); *Dennis Fowlkes (1987); Scott Nicolas (1987); Mike Reichenbach (1990-91); Roosevelt Collins (1992); Brant Boyce (1994); Jeff Kopp (1995); Robert Jones (1998-00); Morlon Greenwood (2001-04); Channing Crowder (2005-10); Mike Rivera (2012); Philip Wheeler (2013-14); Kelvin Sheppard (2015); Chris Jones (2016); Raekwon McMillan (2018-19)
- 53 – Tom Erlandson (1966-67); Norm McBride (1969-70); Bob Matheson (1971-79); Rodell Thomas (1981); Ron Hester (1982-84); Jay Brophy (1984-86); Jack Squirek (1986); David Frye (1986-89); Ned Bolcar (1991-92); Aubrey Beavers (1994-95); Larry Izzo (1996-00); Renauld Williams (2004); Jim Maxwell (2006); Reggie Torbor (2008-09); Erik Walden (2010); Austin Spitler (2010-12); Jelani Jenkins (2013-16); Justin March-Lillard (2017); Martrell Spaight (2018); Gerald Willis (2019); Kyle Van Noy (2020)
- 54 – Wahoo McDaniel (1966-68); Bob Bruggers (1968); Dale McCullers (1969); Ted Davis (1970); Howard Kindig (1972-73); Ralph Ortega (1979-80); Steve Potter (1981-82); Rodell Thomas (1983-84); Alex Moyer (1985-86); Johnny Taylor (1986); *Steve Lubischer (1987); Larry Kolic (1987-88); E.J. Junior (1989-91); Chuck Bulough (1993-94); Zach Thomas (1996-07)
- 55 – Jack Rudolph (1966); Randall Edmunds (1968-69); Iv Goode (1973-74); Earnie Rhone (1975-84); Hugh Green (1985-91); David Merritt (1993); Chris Singleton (1993-96); Ronnie Ward (1997); Junior Seau (2003-05); Keith Newman (2006); Joey Porter (2007-09); Koa Misi (2010-17); Jerome Baker (2018-20)
- 56 – Bob Bruggers (1966-67); Jesse Powell (1969-73); Steve Towle (1975-80); Charles Bowser (1982-85); John Offerdahl (1986-93); Mike Crawford (1997-98); Twan Russell (2000-02); Derrick Pope (2004-07); Charlie Anderson (2008-09); Kevin Burnett (2011-12); Jonathan Freeny (2013-14); James-Michael Johnson (2015); Donald Butler (2016); Davon Godchaux (2017-20)
- 57 – John Bramlett (1967-68); Sean Clancy (1978); Mike Kolen (1970-77); Dwight Stephenson (1980-87); *Scott Nicolas (1987); Tom Thayer (1993); Dion Fox (1994-95); O.J. Brigrance (1997-99); Corey Moore (2001); Corey Jenkins (2003-04); Lester Towns (2005); Keith Adams (2006); Andy Alleman (2008); Micah Johnson (2010); Josh Kaddu (2012-13); Jordan Tripp (2014); Damontre Moore (2015); Trevor Reilly (2016)
- 58 – Tom Goode (1966-69); Dale Farley (1971); Bruce Bannon (1973-74); Kim Bokamper (1977-85); Rick Graf (1987); Chris Gaines (1988); Ilija Jarostchuk (1988); Tom Furjanic (1988); Barry Krauss (1989); Mark Sander (1992); Jesse Solomon (1994); Antonio Armstrong (1995); O.J. Brigrance (1996); Scott Galyon (2000-02); Eddie Moore (2003-05); Kelvin Smith (2007); William Kershaw (2008-09); Karlos Dansby (2010-12); Marvin Austin (2013); Chris McCain (2014-15); Rey Mauluga (2017); Jason Strowbridge (2020)
- 59 – Jack Thornton (1966); Doug Swift (1970-75); Guy Roberts (1977); Steve Shull (1980); Bob Brudzinski (1981-89); John Grooms (1991-93); Dewayne Dotson (1995); Derrick Rodgers (1997-02); Billy Strother (2004); Donnie Spragan (2005-07); Derek Smith (2008); J.D. Folsom (2009); Ikaika Alama-Francis (2010-11); Jonathan Freeny (2012); Dannel Elerbe (2013-14); Chase Allen (2017-18); Jamal Davis II (2019)
- 60 – Carl Mauck (1970); Al Jenkins (1972); Tom Wickert (1974); Don Reese (1976); Melvin Mitchell (1977-78); Jeff Toews (1979-85); *Duke Schamel (1987); Bert Weidner (1990-95); John Bock (1996-00); Spencer Folau (2001); Greg Jerman (2002-04); Steve Fitita (2007); Matt McChesney (2008); Al Johnson (2008); Andrew Hartline (2009); Kraig Urbik (2016)
- 61 – Ernie Park (1966); Fred Woodson (1967-69); Bob DeMarco (1970-71); Cleveland Green (1979); Thom Dornbrook (1980); Roy Foster (1982-90); *Greg Cleveland (1987); Gene Williams (1991-92); Tim Ruddy (1994-03); J'Marcus Webb (2019)
- 62 – Jim Langer (1970-79); Harry Galbreath (1988-92); Chris Gray (1993-96); Frederick Evans (2006); Anthony Bryant (2007); Clifton Geathers (2010); Ryan Cook (2011); Danny Watkins (2013); Deandre Coleman (2014-15); Ted Larsen (2017-18); Shaq Calhoun (2019)
- 63 – Billy Neighbors (1966-69); Mark Dennard (1978-83); Larry Lee (1985); *Greg Ours (1987); Jeff Uhlenhake (1989-93); Cal Dixon (1996); Mark Dixon (1998-03); Alonzo Ephraim (2005); Bennie Anderson (2006); Gene Mruczowski (2007); Andrew Gardner (2009); Dallas Thomas (2014-16); Michael Deiter (2019-20)
- 64 – Ed Newman (1973-84); Houston Hoover (1994); Larry Chester (2002-04); Kendyl Jacox (2006); Samson Satele (2007-08); Jake Grove (2009); Josh Samuda (2012); Samson Satele (2014); Jake Brendel (2016-18); Chris Reed (2019); Tysahun Render (2020)
- 65 – Jim Higgins (1966); Jack Pyburn (1967-68); Maulty Moore (1972-74); Wally Pesuit (1977-78); Jeff Dellenbach (1985-94); *Bill Bealles (1987); Kevin Donnalley (1998-00); Troy Andrew (2001-02); Joe Berger (2005-06); Justin Smiley (2008-09); Sam Brenner (2013-14); Anthony Steen (2016-17); Jamiyus Pittman (2018); Danny Isidora (2019)
- 66 – Larry Little (1969-80); Larry Lee (1986); *Jim Gilmore (1987); Everet McIver (1996-97); Kevin Gogan (1999); Heath Irwin (2000-01); Jamie Nails (2002-03); Rex Hadnot (2004-07); Donald Thomas (2008-09); David Arkin (2013); Shelley Smith (2014); Jacques McClendon (2015); Travis Swanson (2018); Solomon Kindley (2020)
- 67 – Bob Kuechenberg (1970-84); Chris Ward (1986); Chris Conlin (1987); *Guy Goy (1987); Pat Swoopes (1991); Jeff Novak (1994); Barry Stokes (1998); Joe Berger (2009-10); Daryn Colledge (2014); Laremy Tunsil (2016-17); Daniel Kilgore (2018-19); Ted Karras (2020)
- 68 – Melvin Mitchell (1976); Eric Laakso (1978-84); Greg Koch (1986-87); *Louis Oubre (1987); Jim Huddleston (1987); Andrew Greene (1995); Mike Sheldon (1997-99); Seth McKinney (2002-06); Ikechuku Ndukwe (2008); Richie Incognito (2010-13); Ulrick John (2015); Isaac Asiata (2017-18); Evan Brown (2019); Robert Hunt (2020)
- 69 – Mike Lambrecht (1987-89); Keith Sims (1990-97); Taylor Whitley (2003-04); Ray Feinga (2010-11); Jordan Williams (2015)
- 70 – Jim Riley (1967-71); Larry Woods (1973); Tom Funchess (1974); Bill Windauer (1975); John Andrews (1975-76); Bob Simpson (1978-81); Bill Barnett (1980-85); Brian Sochia (1986-91); Eric Moore (1995); Mike Chelensky (1997); Harry Swayne (2001); John St. Clair (2004); L.J. Shelton (2006-07); Kendall Langford (2008-11); Dallas Thomas (2013); Ja'Wuan James (2014-18); Juliën Davenport (2019-20)

- 71 – Charlie Fowler (1967-68); John Boynton (1969); Frank Cornish (1970-71); Darryl Carlton (1975-76); Mike Current (1977-79); Burton Lawless (1981); Mike Charles (1983-86); *Scott Kehoe (1987); Bob Gruber (1987); Ethan Albright (1995); Dunstan Anderson (1997); Todd Wade (2000-03); Toniui Fonoti (2006); Cory Lekkerkerker (2007); Lionel Dotson (2008-09); Cory Procter (2010); Marc Colombo (2011); Jonathan Martin (2012-13); Branden Albert (2014); Zach Sterup (2017); Josh Sitton (2018)
- 72 – Whit Canale (1966); Bill Keating (1967); Rudy Barber (1968); Bob Heinz (1969-77); Mike Fultz (1981); Richard Bishop (1982); Ronnie Lee (1984-89); *Steve Jacobson (1987); Karl Wilson (1993); Tom McHale (1995); Barron Tanner (1997-98); Vernon Carey (2004-11); Will Yeatman (2012-13); Jeff Linkenbach (2015); Isaiah Prince (2019)
- 73 – Norm Evans (1966-75); Bob Baumhower (1977-86); Greg Johnson (1988); Ron Heller (1993-95); Dario Romero (2002); Billy Yates (2003); Stockar McDougle (2005); Evan Mathis (2008); Julius Warnsley (2016); Wesley Johnson (2018); Austin Jackson (2020)
- 74 – John Richardson (1967-71); Randy Crowder (1974-76); Steve Young (1977); Cleveland Green (1980-86); Mark Dennis (1987-93); *Jeff Wiska (1987); Ed Hawthorne (1995); Brent Smith (1997-02); Wade Smith (2003-06); Quentin Moses (2007-08); John Jerry (2010-13); Jason Fox (2014-15); Jermon Bushrod (2016-17); Zach Sterup (2018); Keaton Sutherland (2019)
- 75 – Ken Rice (1966-67); Manny Fernandez (1968-75); Rick Dvorak (1977); Doug Betters (1978-87); Jeff Faulkner (1990); Dave Watson (1991); Shane Burton (1996-98); Damian Gregory (2000); Todd Perry (2001-03); Chidi Ahanotu (2004); Josh Shaw (2004); Manuel Wright (2005); Derreck Robinson (2007); Nate Garner (2009-14); Jamil Douglas (2015-16); Nick Williams (2016); Cameron Malveaux (2017-18); Erech Flowers (2020)
- 76 – Tom Nomina (1966-68); Jeff Richardson (1969); Willie Young (1973); Ron Berger (1973); Don Reese (1974-75); John Alexander (1977-78); Rod Walters (1980); Mike Fultz (1981); Steve Clark (1982-85); Tom Toth (1986-89); Tim Irwin (1994); James Brown (1996-99); Marcus Spriggs (2001-02); Josh Shaw (2005); Chris Liwienski (2007); Brandon Frye (2008); Lydon Murtha (2009-11); Anthony Johnson (2014); Brandan Albert (2015-16); Jonathan Woodard (2018); Evan Boehm (2019)
- 77 – Rich Zecher (1966-67); Doug Crusan (1968-74); A.J. Duhe (1977-84); *Stanley Scott (1987); Louis Cheek (1988-89); Karl Wilson (1990); Jeff Buckley (1996-98); Damion McIntosh (2004-06); Jake Long (2008-12); Tyson Clabo (2013); Billy Turner (2014-16); Jesse Davis (2017-20)
- 78 – Maxie Williams (1966-70); Wayne Mass (1971); Jim Dunaway (1972); Tom Drougas (1975-76); Carl Barisich (1977-80); Ken Poole (1981-82); Charles Benson (1983-84); Jerome Foster (1986); *Derek Wimberly (1987); Doug Marrone (1987); Alvin Powell (1989); Richmond Webb (1990-00); Jeno James (2004-06); Tony McDaniel (2009-12); Bryant McKinnie (2013); Terrence Fede (2014-17); Laremy Tunsil (2018); Andrew Donnal (2019); Adam Pankey (2019-20)
- 79 – Al Dotson (1966); Claude Brownlee (1967); Mike Current (1967); Jirj Urbanek (1968); Wayne Moore (1970-78); Jon Giesler (1979-88); *Ike Readon (1987); Donnie Gardner (1991); Larry Webster (1992-94); Billy Milner (1995-96); Kenny Mixon (1998-01); Ronald Flemons (2004); Anthony Alabi (2005-07); Pat McQuistan (2010); Derrick Shelby (2012-15); Sam Young (2016-18)
- 80 – Ed Cooke (1966-67); Bob Joswick (1968-69); Marv Fleming (1970-74); Jim McFarland (1975); Loaird McCreary (1976-78); Joe Rose (1980-85); *Lawrence Sampleton (1987); Ferrell Edmunds (1988-92); Irving Fryar (1993-95); Fred Barnett (1996-97); Brett Perriman (1997); Kirby Dar Dar (1998); Horace Copeland (1998); Iheanyi Uwaezuko (1998); Tony Martin (1999-00); James McKnight (2001-03); David Boston (2004-05); Aaron Halterman (2007); Anthony Fasano (2008-12, 2017); Dion Sims (2013-16); Danny Amendola (2018); Adam Shaheen (2020)
- 81 – Howard Twilley (1966-76); Ike Hill (1976); Jimmy Cefalo (1978-84); *Mike Caterbone (1987); Scott Schwedes (1987-90); Randal Hill (1991); James Pruitt (1991); Robert Clark (1992); O.J. McDuffie (1993-01); Randy McMichael (2002-06); Joey Haynos (2008-10); Dedrick Epps (2010); Dante Rosario (2011); Durham Smythe (2018-20)
- 82 – Doug Moreau (1966-69); Otto Stowe (1971-72); Bo Rather (1973); Mel Baker (1974); Cotton Speyner (1975); Morris Owens (1975-76); Duriel Harris (1977-83); Fernanza Burgess (1984); Duriel Harris (1985); James Pruitt (1986-88); *Todd Feldman (1987); Andre Brown (1989-90); Scott Miller (1991-92); Mark Ingram (1993-94); Frank Wainright (1995-98); Larry Shannon (1999); Roell Preston (1999); Kevin McKenzie (1999); Jed Weaver (2000-02); Kendall Newson (2003); Bryan Gilmore (2004-05); Derek Hagan (2006-08); Brian Hartline (2009-14)
- 83 – Dave Kocourek (1966); Jim Cox (1968); Vern Den Herder (1972-82); Mark Clayton (1983-92); *Dameon Reilly (1987); Scott Miller (1993-96); Brian Manning (1997); Hendrick Lusk (1998); Hunter Goodwin (1999-01); Albert Johnson (2002); Robert Baker (2002); Sam Simmons (2003); Wes Welker (2004-06); Greg Camarillo (2007-09); Kevin Curtis (2010); Matt Hazel (2015); Thomas Duarte (2016-17); Nick O'Leary (2018-19); Kirk Merritt (2020)
- 84 – Earl Faison (1966); Ray Jacobs (1967-68); Bill Stanfill (1969-76); Bruce Hardy (1978-89); *Willie Smith (1987); Greg Baty (1990-94); Gary Clark (1995); Brett Carolan (1996); Troy Drayton (1996-99); Leslie Shepherd (2000); Chris Chambers (2001-07); Patrick Turner (2009); Michael Egnew (2012-14); Jordan Cameron (2015-16); Isaiah Ford (2018-20)
- 85 – John Holmes (1966); Nick Buonicintoli (1969-76); Terry Anderson (1977-78); Bo Rather (1978); Jeff Groth (1979); Mark Duperr (1982-92); *Eddie Chavis (1987); Ronnie Williams (1993-95); Lamar Thomas (1996-00); Desmond Clark (2002); Donald Lee (2003-04); Will Heller (2005); Jason Rader (2006); Kory Sperry (2009); Gerell Robinson (2014); Greg Jennings (2015); Dominique Jones (2016); A.J. Derby (2017-18); Chris Myarick (2020)
- 86 – Mel Branch (1966-68); Vern Den Herder (1971); Marlin Briscoe (1972-74); Freddie Solomon (1975-77); Ronnie Lee (1979-82); John Chesley (1984); *George Farmer (1987); Fred Banks (1987-90); Dennis McKinnon (1990); Fred Banks (1990-93); Eric Green (1995); Brett Carolan (1996); Qadry Ismail (1997); Oronde Gadsden (1998-03); Marty Booker (2004-07); John Nalbone (2010); Mickey Shuler (2010); Rishard Matthews (2012); Jake Stoneburner (2015); Mike Gesicki (2018); Mack Hollins (2019-20)
- 87 – John Roderick (1966-67); Jim Mertens (1969); Willie Richardson (1970); Andre Tillman (1974-78); Dan Johnson (1983-87); *Rich Siler (1987); *David Lewis (1987); James Pruitt (1990); Charles Henry (1991); Mike Williams (1991-95); Kirby Dar Dar (1996); Yatil Green (1997-99); Bert Emanuel (2000); Dedic Ward (2001-02); Lorenzo Diamond (2005); Justin Peelle (2006-07); Anthony Armstrong (2012); Ryan Spadola (2013); Rashawn Scott (2016-17); Clive Walford (2019)
- 88 – LaVerne Torczon (1966); Jim Mandich (1970-77); Elmer Bailey (1980-81); Vince Heflin (1982-85); Brian Kinchen (1988-90); Joel Williams (1987); Arthur Cox (1991); Walter Stanley (1991); Keith Jackson (1992-94); Joe Planansky (1995); Charles Jordan (1996-98); Nate Jacques (1998-99); Jeff Ogden (2000-01); Cris Carter (2002); Derrius Thompson (2003-04); Cliff Russell (2005-06); David Martin (2007-08); Jeron Mastrud (2010-12); Brandon Williams (2015); Leonte Carroo (2016-18); Mike Gesicki (2019-20)

- 89 – Karl Noonan (1966-71); Nat Moore (1974-86); *Leland Douglas (1987); David Lewis (1987); Tony Martin (1990-93); Randal Hill (1995-96); Ed Perry (1997-04); Alex Holmes (2005); Tim Massaquoi (2006); Sean Ryan (2008); Will Yeatman (2011); Gator Hoskins (2014); Julius Thomas (2017); Trevor Davis (2019)
- 90 – Bill Cronin (1966); Andy Hendel (1986); Eric Kumerow (1988-90); Marco Coleman (1992-95); Adewale Ogunleye (2000-01); Rob Burnett (2002-03); Jeff Zgonina (2004-06); Rodrigue Wright (2007-08); Ryan Baker (2009-12); Andre Fluellen (2012); Vaughn Martin (2013); Earl Mitchell (2014-16); Charles Harris (2017-19); Shaq Lawson (2020)
- 91 – Ed Judie (1984); Mack Moore (1985-86); Fred Robinson (1986); *Victor Morris (1987); Jeff Cross (1988-95); Lorenzo Bromell (1998-01); Jay Williams (2002-04); Vonnie Holliday (2005-08); Cameron Wake (2009-18); Emmanuel Ogbah (2020)
- 92 – *Laz Chavez (1987); Nate Hill (1988); David Griggs (1989-93); Daryl Gardener (1996-01); Jeff Zgonina (2003); John Denney (2007-18); Tank Carradine (2019); Robert Nkemdiche (2019); Zach Sieler (2019-20)
- 93 – *Charles Bennett (1987); Cliff Odum (1990-93); William Gaines (1994); Trace Armstrong (1995-00); Adewale Ogunleye (2002-03); Mariomonds (2004); Kevin Carter (2005-06); Akbar Gbaja-Biamila (2007); Rob Ninkovich (2007-08); Quentin Moses (2009-10); Jason Trusnik (2011-14); Ndamukong Suh (2015-17); Akeem Spence (2018); Avery Moss (2019)
- 94 – Larry Kolic (1986); *Tim Pidgeon (1987); Greg Mark (1990); Craig Veasey (1993-94); Steve Emtman (1995-96); Jermaine Haley (2000-02); Dario Romero (2003-04); Keith Taylor (2005-07); Randy Starks (2008-15); C.J. Mosley (2015); Mario Williams (2016); Lawrence Timmons (2017); Robert Quinn (2018); Christian Wilkins (2019-20)
- 95 – T.J. Turner (1986-92); Tim Bowens (1994-04); Dan Wilkinson (2006); Chase Page (2007); Jason Ferguson (2008-09); Lionel Dotson (2010); Chris Baker (2010); Igor Olshansky (2011); Dion Jordan (2013-14); William Hayes (2017-18); John Jenkins (2019); Benito Jones (2020)
- 96 – Sanders Shiver (1985); David Marshall (1987); Alfred Oglesby (1990-92); Mike Golic (1993); Norman Hand (1995); Daniel Stubbs (1996-98); Rich Owens (1999-00); David Bowens (2001-06); Paul Soliai (2007-13); A.J. Francis (2015); Robert Thomas II (2015); Leon Orr (2016); Vincent Taylor (2017-18); Taco Charlton (2019)
- 97 – John Bosa (1987-89); Jeff Hunter (1992-93); Tyoka Jackson (1994); Aaron Jones (1996); Ernest Grant (2000-01); John Denney (2005-06); Phillip Merling (2008-11); Kheeston Randall (2012); Isaako Aitui (2013); Kelvin Sheppard (2014); Jordan Phillips (2015-18); Ziggy Hood (2018); Trent Harris (2019)
- 98 – Jackie Cline (1987-89); Shawn Lee (1990-91); Norman Hand (1996); Antoine Simpson (1999); Damian Gregory (2001); Henry Taylor (2001); Bryan Robinson (2004); Matt Roth (2005-09); Jared Odrick (2010-14); Quinton Coples (2015); Jason Jones (2016); Gabe Wright (2017); Sylvester Williams (2018); Jonathan Ledbetter (2019); Raekwon Davis (2020)
- 99 – Jimmy Hines (1969); George Little (1985-87); Rick Graf (1988-90); Chuck Klingbeil (1991-95); Jason Taylor (1997-07, 2009, 2011)

* replacement player

ALL-TIME DRAFT CHOICES

(**Bold** indicates appearance on Dolphins' active roster at some point in their career)

1966 EXPANSION DRAFT

FROM BOSTON		
Eddie Wilson	QB	Arizona
Billy Neighbors	G	Alabama
Ross O'Hanley	S	Boston College
Jack Rudolph	LB	Georgia Tech
FROM BUFFALO		
Billy Joe	FB	Villanova
Bo Roberson	WR	Cornell
x-Jim Davidson	T	Ohio State
Howard Simpson	DT	Auburn
FROM DENVER		
John McGeever	S	Auburn
Ed Cooke	DE	Maryland
Tom Erlandson	LB	Washington St.
Tom Nomina	DT	Miami (Ohio)
FROM HOUSTON		
Norm Evans	T	Texas Christian
Tom Goode	C	Mississippi State
Jack Spikes	FB	Texas Christian
Maxie Williams	T	SE Louisiana
FROM KANSAS CITY		
Al Dotson	DT	Grambling
Mel Branch	DE	Louisiana State
Frank Jackson	WR	Southern Methodist
Ron Cavness	LB	Arkansas
FROM N.Y. JETS		
Wahoo McDaniel	LB	Oklahoma
Willie West	S	Oregon
Mike Hudock	C	Miami (Fla.)
LaVerne Torczon	DE	Nebraska
FROM OAKLAND		
Rich Zecher	DT	Utah State
Dick Wood	QB	Auburn
Ken Rice	G	Auburn

1966 EXPANSION DRAFT

Gene Mingo	K	No College
FROM SAN DIEGO		
Dave Kocourek	TE	Wisconsin
Ernie Park	G	MacMurray
Jimmy Warren	CB	Illinois
Dick Westmoreland	CB	North Carolina A&T

x-retired

1966

1a	x-Jim Grabowski (1)	RB	Illinois
1b	Rick Norton (2)	QB	Kentucky
2	Frank Emanuel (9)	LB	Tennessee
3	x-Larry Gagner (18)	G	Florida
4	x-Dick Leftridge (29)	RB	West Virginia
5	Grady Bolton (34)	DT	Miss. St.
6	x-Ed Weisacosky (42)	LB	Miami (Fla.)
7	x-Don Hansen (51)	LB	Illinois
8	Bob Petrella (64)	S	Tennessee
9	x-Bill Matan (74)	DE	Kansas St.
10	x-Pat Killorin (83)	C	Syracuse
11	Sam Price (92)	RB	Illinois
12	Howard Twilley (101)	WR	Tulsa
13	x-Ken Kramer (110)	TE	Minnesota
14	Phil Scoggin (119)	P	Texas A&M
15	Jerry Oliver (128)	T	SW Texas
16	Don Lorenz (137)	DE	Stephen F. Austin
17	x-Mike Bender (146)	G	Arkansas
18	x-Rick Kestner (155)	E	Kentucky
19	Doug Moreau (164)	TE	Louisiana St.
20	Jon Tooker (173)	CB	Adams State

x-signed with National Football League

1966 REDSHIRTED DRAFT

1	John Roderick	WR	So. Methodist
2	Harold Fullford	WR	Auburn
3	Jack Clancy	WR	Michigan
4	x-Jim Mankins	RB	Florida St.
5	x-Fritz Greenlee	TE	Arizona
6	Bill Darnall	WR	North Carolina
7	Don Williams	DE	Wofford
8	Jon Brittenum	QB	Arkansas
9	x-Craig Baynham	WR	Georgia Tech
10	x-Randy Winkler	T	Tarleton St.
11	Kai Anderson	C	Illinois

x-signed with National Football League

1967

1	Bob Griese (4)	QB	Purdue
2	Jim Riley (29)	DT	Oklahoma
3	TO DENVER for Cookie Gilchrist (58)		
4	Bob Greenlee (84)	DE	Yale
5a	TO DENVER for Cookie Gilchrist (110)		
5b	x-Gary Tucker (129)	RB	Chattanooga (from Buffalo for Jack Spikes)
6	Bud Norris (138)	TE	Washington St.
7	Larry Seiple (163)	P/RB	Kentucky
8	TO OAKLAND for Bill Cronin (186)		
9	John Richardson (216)	DT	UCLA
10	Tom Beier (241)	S	Miami (Fla.)
11	Jack Pyburn (266)	T	Texas A&M
12a	y-Stan Juk (294)	LB	South Carolina
12b	y-Jim Whitaker (295)	CB	Missouri (from Denver for Jerry Oliver)
13	TO BUFFALO for George Wilson, Jr. (318)		
14	Charlie Stikes (344)	CB	Kent State
15	Jake Ferro (372)	LB	Youngstown
16	Maurice Calhoun (397)	RB	Central Ohio
17	Larry Kissam (422)	T	Florida St.

x-taxi squad '67

y-entered medical school

1968

1a	Larry Csonka (8)	RB	Syracuse
1b	Doug Crusan (27)	T	Indiana (from Cincinnati for John Stofa)
2a	Jim Keyes (35)	LB	Mississippi
2b	Jim Cox (54)	TE	Miami (Fla.) (from Cincinnati for John Stofa)
3a	Jim Urbanek (62)	DT	Mississippi
3b	Dick Anderson (73)	S	Colorado (from San Diego for John Brittenum)
4	TO DENVER for John Bramlett (91)		
5	Jim Kiick (118)	RB	Wyoming
6a	Kim Hammond (142)	QB	Florida St. (from Denver in 7-man deal)
6b	x-Jimmy Hines (146)	WR	Texas Southern
7	x-John Boynton (172)	T	Tennessee
8a	TO N.Y. JETS for Archie Roberts (200)		
8b	Randall Edmunds (217)	LB	Georgia Tech (from Oakland for Dave Kocourek)
9a	Sam McDowell (226)	T	SW Missouri
9b	y-Tom Paciorek (240)	CB	Houston (from Houston for Billy Anderson)
10	Joe Mirto (253)	T	Miami (Fla.)
11	Cornelius Cooper (280)	DE	Prairie View
12	Paul Paxton (307)	T	Akron
13	Bob Joswick (334)	DE	Tulsa
14	Ray Blunk (362)	TE	Xavier
15	Ken Corbin (388)	LB	Miami (Fla.)
16	Henry Still (416)	DT	Bethune-Cookman
17	Bill Nemeth (442)	C	Arizona

x-taxi squad '68

y-pro baseball

1969

1	Bill Stanfill (11)	DE	Georgia
2	Bob Heinz (37)	DT	Pacific
3	Mercury Morris (63)	RB	West Texas State
4	Norm McBride (89)	LB	Utah
5a	Willie Pearson (115)	WR	N.C. A&T
5b	Karl Kremser (128)	K	Tennessee (from Oakland for John Roderick)
6	Ed Tuck (141)	G	Notre Dame
7a	John Egan (167)	C	Boston College
7b	John Kulka (174)	G	Penn State (from San Diego for Tom Erlandson)
8	Bruce Weinstein (193)	TE	Yale
9	Jesse Powell (219)	LB	West Texas State
10	Jim Mertens (245)	TE	Fairmont St.
11	Mike Berdis (271)	DT	N. Dakota St.
12	Dale McCullers (297)	LB	Florida St.
13	Amos Ayres (323)	S	Arkansas AM & N
14	Glenn Thompson (349)	DT	Troy State
15	Chick McGeehan (375)	WR	Tennessee
16	Lloyd Mumphord (401)	CB	Texas Southern
17	Tom Krallman (427)	DE	Xavier

1970

1	TO CLEVELAND for Paul Warfield (3)		
2	Jim Mandich (29)	TE	Michigan
3	Tim Foley (55)	CB	Purdue
4	Curts Johnson (81)	CB	Toledo
5	TO NEW ENGLAND in Buoniconti deal (107)		
6	Dave Campbell (133)	DE	Auburn
7	Jake Scott (159)	S	Georgia
8	Narvel Chavers (185)	RB	Jackson St.
9	Hubert Ginn (211)	RB	Florida A&M
10	Dick Nittenger (237)	G	Tampa
11	Brownie Wheeler (263)	DT	Rice
12	Mike Kolen (289)	LB	Auburn
13	Dave Buddington (315)	RB	Springfield
14	Gary Brackett (341)	G	Holy Cross
15	Pat Hauser (367)	WR	East Tenn.
16	Charles Williams (393)	G	Tennessee St.
17	George Myles (419)	DT	Morris Brown

1971

1	TO BALTIMORE for Don Shula (22)		
2	Otto Stowe (47)	WR	Iowa State
3	Dale Farley (74)	LB	West Virginia
4	x-Joe Theismann (99)	QB	Notre Dame
5	TO PITTSBURGH for Willie Richardson (126)		
6	Dennis Coleman (151)	LB	Mississippi
7	Ron Dickerson (178)	CB	Kansas St.
8	TO PITTSBURGH for Bob DeMarco (203)		
9	Vern Den Herder (230)	DE	Central Iowa
10	Ron Maree (255)	DT	Purdue
11	Vic Surma (282)	T	Penn State
12	Leroy Byars (307)	RB	Alcorn A&M
13	Lonnie Hepburn (333)	CB	Texas Southern
14	David Vaughn (359)	TE	Memphis St.
15	Bob Richards (386)	G	California
16	Chris Myers (410)	WR	Kenyon
17	Curt Mark (437)	LB	Mayville, N.D.

x-signed with Canadian Football League

1972

1	x-Mike Kadish (25)	DT	Notre Dame
2	TO CLEVELAND for Bob Matheson (51)		
3	Gary Kosins (77)	RB	Dayton
4a	Larry Ball (91)	DE	Louisville (from San Diego for Carl Mauck)
4b	Al Benton (103)	T	Ohio Univ.
5	Charlie Babb (129)	S	Memphis St.
6	y-Ray Nettles (155)	LB	Tennessee

1972

7a	Bill Adams (161)	G	Holy Cross (from Demer for John Stofa)
7b	Calvin Harrell (180)	RB	Arkansas St.
8	Craig Curry (207)	QB	Minnesota
9	Greg Johnson (233)	CB	Wisconsin
10	TO HOUSTON for Russell Price (259)		
11	Ed Jenkins (285)	WR	Holy Cross
12	Ashley Bell (311)	TE	Purdue
13	Archie Robinson (337)	CB	Hillsdale
14	Willie Jones (362)	LB	Tampa
15	Bill Davis (389)	DT	Wm. & Mary
16	Al Hannah (415)	WR	Wisconsin
17	Vern Brown (441)	S	Western Mich.

x-taxi squad '72

y-signed with Canadian Football League

1973

1	TO BUFFALO for Marlin Briscoe (26)		
2	x-Chuck Bradley (52)	C	Oregon
3	Leon Gray (78)	T	Jackson St.
4	Bo Rather (104)	WR	Michigan
5a	y-Don Strock (111)	QB	Virginia Tech (from Buffalo in Frank Cornish deal)
5b	Dave McCurry (130)	CB	Iowa State
6	Ed Newman (156)	G	Duke
7a	Kevin Reilly (160)	LB	Villanova (from New England for Wayne Mass)
7b	Ben Shepherd (163)	RB	Arkansas Tech (from New England for Bill Griffin)
7c	Willie Hatter (178)	WR	Northern Ill. (from Cleveland for Bob DeMarco)
7d	Tom Smith (182)	RB	Miami (Fla.)
8	Archie Pearmon (206)	DE	N.E. Oklahoma
9	Karl Lorch (234)	DE	Southern Cal.
10	Ron Fernandes (260)	DE	Eastern Mich.
11	Chris Kete (286)	G	Boston College
12	Mike Mullen (312)	LB	Tulane
13	Joe Booker (338)	RB	Miami (Ohio)
14	Greg Boyd (364)	RB	Arizona
15	Bill Palmer (389)	TE	St. Thomas
16	James Jackson (416)	DE	Norfolk St.
17	Charley Wade (442)	WR	Tennessee St.

x-injured reserve '73

y-taxi squad '73

1974

1	Don Reese (26)	DE	Jackson St.
2a	y-Andre Tillman (38)	TE	Texas Tech (from Green Bay for Jim Del Gaizo)
2b	Benny Malone (47)	RB	Arizona St. (from Dallas in Otto Stowe deal)
2c	Jeris White (52)	CB	Hawaii
3	Nat Moore (78)	WR	Florida
4	x-Bill Stevenson (104)	DT	Drake
5	x-Cleveland Vann (130)	LB	Oklahoma St.
6a	Randy Crowder (136)	DT	Penn State (from Baltimore in Hubert Ginn deal)
6b	x-Bob Wolfe (156)	T	Nebraska
7a	Carl Swierc (164)	WR	Rice (from New Orleans for Jeff White)
7b	Joe Sullivan (182)	T	Boston College
8	Mel Baker (208)	WR	Texas Southern
9a	Tom Wickert (212)	T	Washington St. (from Chicago for Dave McCurry)
9b	x-Bob Lally (234)	LB	Cornell
10	x-Gary Valbuena (260)	QB	Tennessee
11	Gerry Roberts (286)	DE	UCLA
12	Jim Revels (312)	S	Florida
13	x-Clayton Heath (338)	RB	Wake Forest
14	Sam Johnson (364)	LB	Arizona St.

1974

15	Larry Cates (390)	CB	Western Mich.
16	Jesse Wolf (416)	DT	Prairie View
17	Ken Dickerson (442)	CB	Tuskegee

x-signed with World Football League

y-injured reserve '74

1975

1	Darryl Carlton (23)	T	Tampa
2a	Fred Solomon (36)	WR	Tampa (from Green Bay for Jim Del Gaizo)
2b	Stan Winfrey (49)	RB	Arkansas St.
3	Gerald Hill (75)	LB	Houston
4	Bruce Elia (100)	LB	Ohio State
5a	Morris Owens (106)	WR	Arizona St. (from N.Y. Giants for Henry Stuckey)
5b	Barry Hill (127)	S	Iowa State
6a	Steve Towle (143)	LB	Kansas (from N.Y. Jets for Larry Woods)
6b	TO N.Y. JETS for John Mooring (153)		
7	Phillip Kent (179)	RB	Baylor
8	Barney Crawford (205)	DT	Harding
9	James Wilson (231)	G	Clark
10a	Clyde Russell (239)	RB	Oklahoma (from Chicago for Charley Wade)
10b	Joe Jackson (256)	TE	Penn State (from Washington for Howard Kindig)
10c	Joe Danelo (257)	K	Washington St.
11	John Dilworth (283)	CB	NW St. (La.)
12	Joe Yancey (309)	T	Henderson
13	Leonard Isabel (334)	WR	Tulsa
14a	James Lewis (339)	CB	Tennessee St. (from N.Y. Giants for Ed Jenkins)
14b	Jack Graham (361)	QB	Colorado St.
15	Skip Johns (387)	RB	Carson-Newman
16	Vernon Smith (413)	C	Georgia
17	Dwaine Copeland (439)	RB	Middle Tenn.

1976

1a	Larry Gordon (17)	LB	Arizona St. (from Washington for Joe Theismann)
1b	x-Kim Bokamper (19)	LB	San Jose St.
2	Loaird McCreary (49)	TE	Tennessee St.
3	Duriel Harris (80)	WR	New Mexico St.
4a	Melvin Mitchell (98)	G	Tennessee St. (from Detroit for Larry Ball)
4b	TO PHILADELPHIA for Norm Bulaich (111)		
5	TO DETROIT with Larry Ball (145)		
6	Gary Davis (174)	RB	Cal Poly-SLO
7a	Joe Ingersoll (185)	G/T	Nev.-Las Vegas (from New Orleans for Mel Baker)
7b	Johnny Owens (200)	DE	Tennessee St.
8	Bob Simpson (230)	DT	Colorado
9	y-Norris Thomas (257)	CB	Southern Miss.
10a	Gary Fencik (281)	S	Yale (from Washington for Karl Lorch)
10b	Don Testerman (282)	RB	Clemson
11	Dexter Pride (312)	RB	Minnesota
12a	Randy Young (339)	T	Iowa State
12b	Darryl Brandford (342)	DT	Northwestern (from St. Louis for Rodrigo Barnes)
13	Bernie Head (366)	C	Tulsa
14	Bob Gissler (396)	LB	S. Dakota St.
15	Ron Holmes (423)	RB	Utah State
16	Mike Green (450)	P/W/R	Ohio Univ.
17	z-Jeff Grantz (480)	QB	South Carolina

x-injured reserve '76

y-quit camp '76, active roster '77

z-remained at South Carolina as coach

1977

1	A.J. Duhe (13)	DE	Louisiana St.
2	Bob Baumhower (40)	DT	Alabama
3a	TO HOUSTON for Ken Ellis (70)		
3b	Mike Watson (71)	T	Miami (Ohio) (from Chicago for Bo Rafter)
4	TO WASHINGTON in Jake Scott deal (97)		
5a	Mike Michel (113)	P/K	Stanford (from Tampa Bay for Ray Nettles' rights)
5b	Leroy Harris (123)	RB	Arkansas St.
6	TO N.Y. GIANTS for Andy Selfridge (153)		
7	Bruce Herron (180)	LB	New Mexico
8	Horace Perkins (207)	CB	Colorado
9	Robert Turner (237)	RB	Oklahoma St.
10	Mark Carter (264)	T	Eastern Mich.
11	John Alexander (291)	DE	Rutgers
12	Terry Anderson (321)	WR	Bethune-Cookman

1978

1	TO SAN FRAN. in Delvin Williams deal (24)		
2	Guy Benjamin (51)	QB	Stanford
3a	Lyman Smith (64)	DT	Duke (from N.Y. Giants for Larry Csonka)
3b	Jimmy Cefalo (81)	WR	Penn State
4a	Gerald Small (93)	CB	San Jose St. (from Cleveland for Paul Warfield)
4b	Eric Laakso (106)	T	Tulane
5a	Ted Burgmeier (111)	S	Notre Dame (from Tampa Bay for Jeris White)
5b	TO SAN FRAN. in Delvin Williams deal (133)		
6	Doug Betterts (163)	DE	Nevada-Reno
7a	Karl Baldischwiler (178)	T	Oklahoma (from Cleveland for Paul Warfield)
7b	Lloyd Henry (190)	WR	NE Missouri
8	Sean Clancy (217)	LB	Amherst
9	Bruce Hardy (247)	TE	Arizona St.
10	x-Mark Dennard (274)	C	Texas A&M
11	TO SEATTLE for Carl Barisich (301)		
12a	Mike Moore (331)	RB	Middle Tenn.
12b	Bill Kenney (333)	QB	Northern Colo. (from Denver for Jim Kiick)

x-injured reserve '78

1979

1	Jon Giesler (24)	T	Michigan
2	Jeff Toews (53)	G	Washington
3a	Tony Nathan (61)	RB	Alabama (from Tampa Bay for Randy Crowder)
3b	Mel Land (63)	LB	Michigan St. (from N.Y. Giants for Larry Csonka)
3c	Ronnie Lee (65)	TE	Baylor (from New Orleans for Don Reese)
3d	TO ATLANTA for Ralph Ortega (79)		
4	Steve Howell (107)	RB	Baylor
5	Don Bessillieu (134)	S	Georgia Tech
6	Steve Lindquist (162)	G	Nebraska
7	Uwe von Schamann (189)	K	Oklahoma
8a	Jeff Groth (206)	WR	Bowling Green (from Washington for Jim Mandich)
8b	Glenn Blackwood (215)	S	Texas (from Denver for Jim Kiick)
8c	TO TAMPA BAY for Council Rudolph (217)		
9	Jeff Weston (244)	DT	Notre Dame
10a	Jerome Stanton (258)	CB	Michigan St. (from Detroit for Karl Baldischwiler)
10b	Mike Kozlowski (272)	S	Colorado
11	Mike Blanton (299)	DE	Georgia Tech
12	Larry Fortner (327)	QB	Miami (Ohio)

1980

1	Don McNeal (21)	CB	Alabama
2	Dwight Stephenson (48)	C	Alabama
3	Bill Barnett (75)	DE	Nebraska
4	Elmer Bailey (100)	WR	Minnesota
5	TO WASHINGTON in Benny Malone deal (132)		
6	Eugene Byrd (158)	WR	Michigan St.
7	Joe Rose (185)	TE	California
8a	Jeff Allen (212)	CB	Calif.-Davis
8b	David Woodley (214)	QB	Louisiana St. (from Washington for Jim Mandich)
9	Mark Goodspeed (239)	T	Nebraska
10a	Doug Lantz (271)	C	Miami (Ohio)
10b	Ben Long (272)	LB	South Dakota (from Philadelphia, past considerations)
11a	Phil Driscoll (279)	DE	Mankato St. (from San Francisco for Charles Cornelius)
11b	TO PHILADELPHIA, past considerations (298)		
12	Chuck Stone (325)	G	N. Carolina St.

1981

1	x-David Overstreet (13)	RB	Oklahoma
2a	TO LOS ANGELES in Bob Brudzinski deal (43)		
2b	Andra Franklin (56)	FB	Nebraska (from Los Angeles in Bob Brudzinski deal)
3	TO LOS ANGELES in Bob Brudzinski deal (69)		
4a	Sam Greene (84)	WR	Neu.-Las Vegas (from New Orleans for Guy Benjamin)
4b	Brad Wright (96)	QB	New Mexico
5a	Ken Poole (126)	DE	NE Louisiana
5b	Tom Vigorito (138)	RB	Virginia (from Philadelphia for Leroy Harris)
6a	x-Mack Moore (152)	DE	Texas A&M
6b	Fulton Walker (154)	CB	West Virginia (from Minnesota in Jim Langer deal)
7	Mike Daum (179)	T	Cal Poly-SLO
8	y-William Judson (208)	CB	S. Carolina St.
9	John Noonan (235)	WR	Nebraska
10	Steve Folsom (261)	TE	Utah
11	Jim Jensen (291)	QB	Boston Univ.
12	John Alford (318)	DT	S. Carolina St.

x-signed with Canadian Football League
y-injured reserve '81

1982

1	Roy Foster (24)	G/T	Southern Cal
2	Mark Duper (52)	WR	NW St. (La.)
3	Paul Lankford (80)	CB	Penn State
4	Charles Bowser (108)	LB	Duke
5a	Bob Nelson (120)	DT	Miami (Fla.) (from Minnesota in Jim Langer deal)
5b	Rich Diana (136)	FB	Yale
6a	Thomas Tutson (161)	CB	S. Carolina St. (from San Diego for George Roberts)
6b	Ron Hester (164)	LB	Florida St.
7a	Dan Johnson (170)	TE	Iowa State (from New Orleans for Guy Benjamin)
7b	Larry Cowan (192)	RB	Jackson St.
8	Tate Randle (220)	S	Texas Tech
9a	Steve Clark (239)	DE	Utah (from Detroit for Steve Towle)
9b	Mack Boatner (248)	RB	SE Louisiana
10a	Robin Fisher (271)	LB	Florida (from Philadelphia for Steve Howell)
10b	Wayne Jones (276)	C/T	Utah
11	Gary Crum (303)	T	Wyoming
12	Mike Rodrigue (331)	WR	Miami (Fla.)

1983

1	Dan Marino (27)	QB	Pittsburgh
2	Mike Charles (55)	DT	Syracuse
3a	Charles Benson (76)	DE	Baylor (from Houston in '83 draft trade-up)
3b	TO HOUSTON in '83 draft trade-up (83)		
4	TO L.A. RAMS for Eddie Hill (111)		
5	TO HOUSTON in '83 draft trade-up (139)		
6	Reggie Roby (167)	P	Iowa
7	Keith Woetzel (195)	LB	Rutgers
8	Mark Clayton (223)	WR	Louisville
9	Mark Brown (250)	LB	Purdue
10	Anthony Reed (278)	RB	S. Carolina St.
11	Joe Lukens (306)	G	Ohio State
12	x-Anthony Carter (334)	WR	Michigan

x-previously had signed with United States Football League

1984

1a	Jackie Shipp (14)	LB	Oklahoma (from Buffalo in '84 draft trade-up)
1b	TO BUFFALO in '84 draft trade-up (26)		
2	Jay Brophy (53)	LB	Miami (Fla.)
3a	TO BUFFALO in '84 draft trade-up (79) (from Pittsburgh in David Woodley deal)		
3b	TO BUFFALO in '84 draft trade-up (82)		
4	Joe Carter (109)	RB	Alabama
5	Dean May (138)	QB	Louisville
6	Rowland Tatum (165)	LB	Ohio State
7	Bernard Carvalho (194)	G/T	Hawaii
8	x-Ron Landry (221)	FB	McNeese St.
9	Jim Boyle (250)	G/T	Tulane
10	John Chesley (277)	TE	Oklahoma St.
11	Bud Brown (306)	S	Southern Miss.
12a	William Devane (320)	DT	Clemson
12b	Mike Weingrad (333)	LB	Illinois (from San Francisco for Tom Orosz)

x-injured reserve '84

1984 USFL SUPPLEMENTAL DRAFT

1	Danny Knight (26)	WR	Mississippi State (from N.J. Generals)
2	Dewey Forte (53)	DE	Bethune-Cookman (from L.A. Express)
3	Duan Hanks (82)	WR	Stephen F. Austin (from Philadelphia Stars)

1985

1	Lorenzo Hampton (27)	RB	Florida
2	TO SAN DIEGO for Pete Johnson (55)		
3a	George Little (65)	DT	Iowa (from Philadelphia for Mark Dennard)
3b	Alex Moyer (83)	LB	Northwestern
4a	Mike Smith (91)	CB	Texas-El Paso (from Cleveland for Duriel Harris)
4b	Jeff Dellenbach (111)	T	Wisconsin
5	TO DENVER for Larry Evans (139)		
6a	George Shorthose (145)	WR	Missouri (from Atlanta in Gerald Small deal)
6b	Ron Davenport (167)	FB	Louisville
7	Fuad Reveiz (195)	K	Tennessee
8	Dan Sharp (223)	TE	Texas Christian
9	Adam Hinds (251)	S	Oklahoma St.
10	Mike Pendleton (279)	CB	Indiana
11	Mike Jones (307)	RB	Tulane
12	Ray Noble (335)	CB	California

1986

1	TO TAMPA BAY in Hugh Green deal (25)		
2a	TO TAMPA BAY in Hugh Green deal (40) (from Minnesota in Anthony Carter deal)		
2b	John Offerdahl (52)	LB	Western Michigan
3	T.J. Turner (81)	DT	Houston
4	James Pruitt (107)	WR	Cal-State Fullerton
5	Kevin Wyatt (136)	CB	Arkansas
6	Brent Sowell (163)	DT	Alabama
7	Larry Kolic (193)	LB	Ohio State
8	John Stuart (218)	T	Texas
9	Reyna Thompson (247)	CB	Baylor
10	Jeff Wickersham (274)	QB	Louisiana St.
11	Arnold Franklin (303)	TE	No. Carolina
12	Rickey Isom (329)	FB	N. Carolina St.

1987

1a	TO MINNESOTA in '87 draft trade-down (14)		
1b	John Bosa (16)	DE	Boston College (from Minnesota in '87 draft trade-down)
2a	Rick Graf (43)	LB	Wisconsin
2b	Scott Schwedes (56)	WR	Syracuse (from N.Y. Giants through St. Louis in '87 draft trade-up)
3	TO ST. LOUIS in '87 draft trade-up (70)		
4	Troy Stradford (99)	RB	Boston College
5a	TO ST. LOUIS in '87 draft trade-up (126)		
5b	TO KANSAS CITY in '87 draft trade-down (128) (from Minnesota in '87 draft trade-down)		
5c	Chris Conlin (132)	T/G	Penn State (from Kansas City in '87 draft trade-down)
6	Lance Sellers (155)	LB	Boise State
7	Tom Brown (182)	FB	Pittsburgh
8a	Joel Williams (210)	TE	Notre Dame
8b	Mark Dennis (212)	T	Illinois (from Kansas City in '87 draft trade-down)
9	Tim Pidgeon (237)	LB	Syracuse
10	Bobby Taylor (266)	CB	Wisconsin
11	Terance Mann (293)	DE	So. Methodist
12	x-Jim Karsatos (322)	QB	Ohio State

x-injured reserve '87

1988

1	Eric Kumerow (16)	DE	Ohio State
2	Jarvis Williams (42)	S	Florida
3	Ferrell Edmunds (73)	TE	Maryland
4	Greg Johnson (99)	T	Oklahoma
5	Rodney Thomas (126)	CB	Brigham Young
6a	x-Melvin Bratton (153)	FB	Miami (Fla.)
6b	George Cooper (156)	FB	Ohio State (from Minnesota for Greg Koch)
7	Kerwin Bell (180)	QB	Florida
8a	Harry Galbreath (212)	G	Tennessee
8b	Louis Cheek (220)	T	Texas A&M (from Denver for Larry Lee)
9	Jeff Cross (239)	DE	Missouri
10	Artis Jackson (266)	DT	Texas Tech
11	Tom Kelleher (292)	FB	Holy Cross
12	Brian Kinchen (320)	TE	Louisiana St.

x-injured/unsigned '88

1989

1a	Sammie Smith (9)	RB	Florida State
1b	Louis Oliver (25)	S	Florida (from Chicago in '89 draft trade-up)
2	TO CHICAGO in '89 draft trade-up (36)		
3	TO CHICAGO in '89 draft trade-up (65)		
4	David Holmes (92)	CB	Syracuse

1989

5	Jeff Uhlenhake (121)	C	Ohio State
6	Wes Pritchett (147)	LB	Notre Dame
7	Jim Zdelar (176)	T	Youngstown St.
8	Pete Stoyanovich (203)	K	Indiana
9	x-Dana Batiste (232)	LB	Texas A&M
10a	Deval Glover (259)	WR	Syracuse
10b	Greg Ross (275)	DT	Memphis State (from Minnesota for Greg Koch)
11	y-Bert Weidner (288)	DT	Kent State
12	J.B. Brown (315)	CB	Maryland

x-injured reserve '89
y-developmental squad '89

1990

1	Richmond Webb (9)	T	Texas A&M
2	Keith Sims (39)	G	Iowa State
3	Alfred Oglesby (66)	NT	Houston
4	Scott Mitchell (93)	QB	Utah
5a	TO DALLAS for Scott Secules (120)		
5b	x-Leroy Holt (137)	FB	Southern Cal (from Washington in '90 draft trade-up)
6	y-Sean Vanhorne (151)	CB	Howard
7	TO CLEVELAND in '90 draft trade-down (178)		
8	Thomas Woods (205)	WR	Tennessee
9	Phil Ross (231)	TE	Oregon State
10	TO WASHINGTON in '90 draft trade-up (262)		
11	TO SAN FRANCISCO in Tim McKyer deal (289)		
12	Bobby Harden (315)	S	Miami (Fla.)

x-injured reserve '90
y-physically unable to perform '90

1991

1	Randal Hill (23)	WR	Miami (Fla.)
2	TO SAN FRANCISCO in Tim McKyer deal (45)		
3a	Aaron Craver (60)	RB	Fresno State (from Atlanta in Tim McKyer deal)
3b	TO HOUSTON for John Grimsely (79)		
4	TO WASHINGTON in '90 trade-up (103)		
5a	Bryan Cox (113)	LB	Western Illinois (from Cleveland in '90 trade-down)
5b	Gene Williams (121)	G	Iowa State (from Green Bay in '91 draft trade-up)
5c	TO GREEN BAY in '91 draft trade-up (135)		
6	TO GREEN BAY in '91 draft trade-up (164)		
7	Chris Green (191)	CB	Illinois
8	Roland Smith (220)	CB	Miami (Fla.)
9	Scott Miller (246)	WR	UCLA
10	Michael Titley (275)	TE	Iowa
11	Ernie Rogers (302)	T	California
12	Joe Brunson (331)	DT	Chattanooga

1992

1a	Troy Vincent (7)	CB	Wisconsin (from Phoenix for Randal Hill)
1b	Marco Coleman (18)	LB	Georgia Tech
2	x-Eddie Blake (43)	G	Auburn
3	Larry Webster (70)	DE	Maryland
4	Dwight Hollier (97)	LB	North Carolina
5	Christopher Perez (124)	T	Kansas
6	Roosevelt Collins (155)	LB	Texas Christian
7a	TO ATLANTA in '92 draft trade-down (182)		
7b	TO L.A. RAIDERS in '92 draft trade-down (185) (from Atlanta in '92 draft trade-down)		
7c	Dave Moore (191)	TE	Pittsburgh (from L.A. Raiders in '92 draft trade-down)
8	Andre Powell (209)	LB	Penn State
9	Tony Tellington (236)	CB	Youngstown St.
10	Raoul Spears (267)	RB	Southern Cal
11a	Lee Miles (294)	WR	Baylor

1992

11b	Mark Barsotti (296)	QB	Fresno State (from L.A. Raiders in '92 draft trade-down)
12a	Milton Biggins (322)	TE	West. Kentucky
12b	Kamenon Bell (328)	RB	Illinois (from Atlanta in '92 draft trade-down)

x-non-football injury '92

1993

1	O.J. McDuffie (25)	WR	Penn State
2	TO New England in Irving Fryar deal (52)		
3	Terry Kirby (78)	RB	Virginia
4	Ronnie Bradford (105)	CB	Colorado
5	Chris Gray (132)	T	Auburn
6	Robert O'Neal (164)	S	Clemson
7	David Merritt (191)	LB	N. Carolina St.
8	Dwayne Gordon (218)	LB	New Hampshire

1994

1a	TO GREEN BAY in '94 trade-down (16)		
1b	Tim Bowers (20)	DT	Mississippi (from Green Bay in '94 draft trade-down)
2a	Aubrey Beavers (54)	LB	Oklahoma
2b	Tim Ruddy (65)	C	Notre Dame (from Arizona in '94 trade-up)
3	TO ARIZONA in '94 trade-up (89) (from Green Bay in '94 draft trade-down)		
4a	Ronnie Woolfork (112)	LB	Colorado (from Cleveland for G Gene Williams)
4b	TO ARIZONA in '94 trade-up (115) (from San Diego for WR Tony Martin)		
4c	TO ARIZONA in '94 trade-up (121)		
5	William Gaines (147)	DT	Florida
6	Brant Boyer (177)	LB	Arizona
7	Sean Hill (214)	CB	Montana St.

1995

1	Billy Milner (25)	T	Houston
2a	Andrew Greene (53)	G	Indiana (from Green Bay in Ingram-Jackson deals)
2b	TO CHICAGO in Trace Armstrong deal (56)		
3	TO CHICAGO in Trace Armstrong deal (87)		
4a	TO GREEN BAY in Keith Jackson deal (117) (from Green Bay for Mark Ingram)		
4b	Pete Mitchell (122)	TE	Boston College
5	Norman Hand (158)	DT	Mississippi
6	Jeff Kopp (194)	LB	Southern Cal
7a	Corey Swinson (233)	DT	Hampton
7b	x-Shannon Myers (246)	WR	Lenoir-Rhyne (compensatory pick from NFL)

x-physically unable to perform '95

1996

1	Daryl Gardener (20)	DE	Baylor
2a	TO DALLAS in '96 trade-down (49)		
2b	TO JACKSONVILLE in '96 trade-down (60) (from Dallas in '96 trade-down)		
3a	Dorian Brew (79)	CB	Kansas (from Jacksonville in '96 trade-down)
3b	Karim Abdul-Jabbar (80)	RB	UCLA
4a	TO KANSAS CITY in '96 trade-down (98) (from Jacksonville in '96 trade-down)		
4b	TO JACKSONVILLE in '96 trade-down (99) (from Dallas in '96 trade-down)		
4c	Kirk Pointer (113)	CB	Austin Peay (from Kansas City in '96 trade-down)
4d	Stanley Pritchett (118)	FB	South Carolina
4e	LaCurtis Jones (125)	LB	Baylor (from Kansas City in '96 trade-down)

1996

5a	Jerris McPhail (134)	RB	East Carolina
	(from Jacksonville in '96 trade-down)		
5b	Shane Burton (150)	DE	Tennessee
	(from Jacksonville in '96 trade-down)		
5c	Zach Thomas (154)	LB	Texas Tech
6	Shawn Wooden (189)	S	Notre Dame
7a	Jeff Buckley (230)	T	Stanford
7b	Brice Hunter (251)	WR	Georgia
	(compensatory pick from NFL)		

1997

1	x-Yatil Green (15)	WR	Miami (Fla.)
2	Sam Madison (44)	CB	Louisville
3a	Jason Taylor (73)	DE	Akron
3b	Derrick Rodgers (92)	LB	Arizona State
	(compensatory pick from NFL)		
3c	Ronnie Ward (93)	LB	Kansas
	(compensatory pick from NFL)		
3d	Brent Smith (96)	T	Mississippi St.
	(compensatory pick from NFL)		
4a	TO ST. LOUIS in '97 trade-down (112)		
4b	Jerome Daniels (121)	G	Northeastern
	(from St. Louis in '97 trade-down)		
4c	TO OAKLAND in '97 trade-down (123)		
	(from San Francisco for RB Terry Kirby)		
5a	TO N.Y. JETS for T James Brown (145)		
5b	Barron Tanner (149)	DT	Oklahoma
	(from Kansas City for K Pete Stoyanovich)		
5c	Nicholas Lopez (157)	DE	Texas Southern
	(from Oakland in '97 trade-down)		
6a	John Fiala (166)	LB	Washington
	(from Oakland in '97 trade-down)		
6b	Brian Manning (170)	WR	Stanford
	(from St. Louis in '97 trade-down)		
6c	Mike Crawford (173)	LB	Nevada-Reno
	(from St. Louis in '97 trade-down)		
6d	Ed Perry (177)	TE	James Madison
7a	Hudhaifa Ismaeli (203)	CB	Northwestern
	(from Oakland in '97 trade-down)		
7b	TO KANSAS CITY in '96 trade-down (214)		

x-injured reserve '97

1998

1a	TO GREEN BAY in '98 trade-down (19)		
1b	John Avery (29)	RB	Mississippi
	(from Green Bay in '98 trade-down)		
2a	Patrick Surtain (44)	CB	Southern Miss.
	(from Carolina for 1st-round pick in 2000)		
2b	Kenny Nixon (49)	DE	LSU
2c	TO DETROIT in '98 trade-down (60)		
	(from Green Bay in '98 trade-down)		
3a	Brad Jackson (79)	LB	Cincinnati
	(from Detroit in '98 trade-down)		
3b	x-Larry Shannon (82)	WR	East Carolina
4a	Lorenzo Bromell (102)	DE	Clemson
	(from Philadelphia in '98 trade-up)		
4b	TO PHILADELPHIA in '98 trade-up (112)		
5a	TO PHILADELPHIA in '98 trade-up (142)		
5b	Scott Shaw (143)	G	Michigan State
	(from Detroit in '98 trade-down)		
6a	Nathan Strikwerda (171)	C	Northwestern
6b	John Dutton (172)	QB	Nevada
	(from Detroit in '98 trade-down)		
7	Jim Bundren (210)	G	Clemson

x-injured reserve '98

1999

1a	TO SAN FRANCISCO in '99 draft trade-down (24)		
1b	TO DETROIT in '99 draft trade-down (27)		

1999

2a	J.J. Johnson (39)	RB	Mississippi State
	(from Detroit in '99 draft trade-down)		
2b	Rob Konrad (43)	FB	Syracuse
	(from Kansas City in '99 draft trade-up)		
2c	TO KANSAS CITY in '99 draft trade-up (54)		
3a	TO DETROIT in '99 draft trade-down (70)		
	(from Detroit in '99 draft trade-down)		
3b	Grey Ruggamer (72)	C	Arizona State
	(from Detroit in '99 draft trade-down)		
3c	TO KANSAS CITY in '99 draft trade-up (84)		
4	TO MINNESOTA for signing TE Hunter Goodwin (120)		
5a	Cecil Collins (134)	RB	McNeese State
	(from San Francisco in '99 draft trade-down)		
5b	Bryan Jones (142)	LB	Oregon State
	(from Detroit in '99 draft trade-down)		
5c	TO SAN FRANCISCO for G Kevin Gogan (157)		
6	Brent Bartholomew (192)	P	Ohio State
7a	TO N.Y. GIANTS for RB Tyrone Wheatley (231)		
7b	x-Jermaine Haley (232)	DT	Butte College
	(from Detroit in '99 draft trade-down)		
7c	y-Joe Wong (244)	T	Brigham Young
	(compensatory pick from NFL)		

x-previously under contract with CFL
z-injured reserve '99

2000

1	TO CAROLINA in '98 draft trade-up (23)		
2	Todd Wade (53)	T	Mississippi
3	Ben Kelly (84)	CB	Colorado
4	Deon Dyer (117)	FB	North Carolina
5	Arturo Freeman (152)	S	South Carolina
6a	Ernest Grant (167)	DT	Arkansas-Pine Bluff
	(from Cleveland for RB Karim Abdul-Jabbar)		
6b	TO KANSAS CITY in '99 draft trade-down (188)		
7a	TO SAN FRANCISCO for QB Jim Druckenmiller (230)		
7b	x-Jeff Harris (232)	CB	Georgia
	(from Chicago for P Brent Bartholomew)		

x-injured reserve '00

2001

1	Jamar Fletcher (26)	CB	Wisconsin
2a	Chris Chambers (52)	WR	Wisconsin
	(from Indianapolis through Dallas in '01 draft trade-up)		
2b	TO DALLAS in '01 draft trade-up (56)		
3a	Travis Minor (85)	RB	Florida State
3b	Morlon Greenwood (88)	LB	Syracuse
	(from Philadelphia in '01 draft trade-up)		
4	TO DALLAS in '01 draft trade-up (122)		
5	Shawn Draper (156)	T	Alabama
6a	Brandon Winey (164)	T	Louisiana State
	(from San Diego for WR Nate Jacquet)		
6b	Josh Heupel (177)	QB	Oklahoma
	(from Washington for DT Barron Tanner)		
6c	Otis Leverette (187)	DE	UAB
	(from Philadelphia in '01 draft trade-up)		
6d	Rick Crowell (188)	LB	Colorado State
7a	TO CHICAGO for TE Alonzo Mayes (208)		
	(from Chicago for P Brent Bartholomew)		
7b	TO WASHINGTON for P Matt Turk (224)		

2002

1	TO NEW ORLEANS in RB Ricky Williams deal (25)		
2	TO PHILADELPHIA in '01 draft trade-up (59)		
3	Seth McKinney (90)	C	Texas A&M
4a	Randy McMichael (114)	TE	Georgia
	(from New Orleans in RB Ricky Williams deal)		

2002

4b	TO NEW ORLEANS in RB Ricky Williams deal (125)
5a	Omare Lowe (161) CB Washington
5b	Sam Simmons (170) WR Northwestern (compensatory pick from NFL)
6	to Chicago in QB Cade McNown deal (199)
7a	TO DALLAS for WR Jeff Ogden (237)
7b	Leonard Henry (241) RB East Carolina (from Chicago in QB Cade McNown deal)

2003

1	TO NEW ORLEANS in RB Ricky Williams deal (18)
2	z-Eddie Moore (49) LB Tennessee
3a	Wade Smith (78) T Memphis (from New England for 2nd-round pick in 2004)
3b	Taylor Whitley (87) G Texas A&M
4	TO CAROLINA for DE Jay Williams (119)
5a	Donald Lee (156) TE Mississippi State
5b	J.R. Tolver (169) WR San Diego State (compensatory pick from NFL)
6a	Corey Jenkins (181) LB South Carolina
6b	TO CHICAGO in QB Cade McNown deal (191) (from Carolina in draft trade-up)
6c	Tim Provost (209) T San Jose State (compensatory pick from NFL)
6d	x-Yeremiah Bell (213) S Eastern Kentucky (compensatory pick from NFL)
7a	TO CAROLINA in draft trade-up (226) (from Washington for signing DT Jermaine Haley)
7b	TO WASHINGTON for QB Sage Rosenfels (232)
7c	TO CAROLINA in draft trade-up (247) (from Tampa Bay for T Cornell Green)
7d	y-Davern Williams (248) DT Troy State (compensatory pick from NFL)

x-practice squad '03
y-injured reserve '03

2004

1a	Vernon Carey (19) G/T Miami (Fla.) (from Minnesota in 2004 draft trade-up)
1b	TO MINNESOTA in 2004 draft trade-up (20)
2	TO NEW ENGLAND for 3rd-round pick in 2004 (56)
3	TO GREEN BAY in 2004 draft trade-down (87)
4a	Will Poole (102) CB Southern California (from Jacksonville through Green Bay in 2004 draft trade-down)
4b	TO MINNESOTA in 2004 draft trade-up (119)
5a	TO BALTIMORE in 2004 draft trade-down (153) (from Green Bay in 2004 draft trade-down)
5b	TO SAN DIEGO for LB Junior Seau (154)
5c	Tony Bua (160) LB Arkansas (from Baltimore in 2004 draft trade-down)
6a	Rex Hadnot (174) C Houston (from Atlanta in 2004 draft trade-up)
6b	TO ATLANTA in 2004 draft trade-up (186)
7a	TO ATLANTA in 2004 draft trade-up (219) (from New Orleans for LB Derrick Rodgers)
7b	x-Tony Pape (221) T Michigan
7c	Derrick Pope (222) LB Alabama (from Baltimore in 2004 draft trade-down)

x-practice squad '04

2005

1	Ronnie Brown (2) RB Auburn
2a	TO PHILADELPHIA for QB A.J. Feeley (35)
2b	Matt Roth (46) DE Iowa (from Kansas City in CB Patrick Surtain deal)
3a	TO ST. LOUIS for RB Lamar Gordon (66)
3b	Channing Crowder (70) LB Florida (from Chicago in Booker-Ogunleye deal)

2005

4	Travis Daniels (104) CB LSU
5a	TO KANSAS CITY in CB Patrick Surtain deal (138)
5b	Anthony Alabi (162) T TCU (from Kansas City in CB Patrick Surtain deal)
6	TO SAN DIEGO in WR David Boston deal (177)
7	x-Kevin Dickerson (216) DT Michigan State

x-injured reserve '05

2006

1	Jason Allen (16) S Tennessee
2	TO Minnesota for QB Daunte Culpepper (51)
3	Derek Hagan (82) WR Arizona State
4	x-Joe Toledo (114) T Washington
5	Exercised in 2005 supplemental draft for Manny Wright (149)
6	to San Diego in Cleo Lemon-A.J. Feeley trade (188)
7a	Frederick Evans (212) DT Texas State (from Green Bay in Brad Bedell trade)
7b	y-Rodrique Wright (226) DT Texas
7c	Devin Aromashodu (233) WR Auburn (from Chicago in John Owens-B. Ayanbadejo trade)

x-injured reserve '06
y-reserve/NFI '06

2007

1	Ted Ginn Jr. (9) WR Ohio State
2a	John Beck (40) QB Brigham Young
2b	Samson Satele (60) C/G Hawaii (from New England in Wes Welker trade)
3	Lorenzo Booker (71) RB Florida State
4	Paul Soliai (108) DT Utah
5	TO DETROIT for QB Joey Harrington (145)
6a	Reagan Maui (181) FB Hawaii
6b	x-Drew Mormino (199) C Central Michigan (from New Orleans for K Olindo Mare)
7a	Kelvin Smith (219) LB Syracuse
7b	Brandon Fields (225) P Michigan State (from St. Louis for signing of RFA P Donnie Jones)
7c	Abraham Wright (238) LB Colorado (from New England in Wes Welker trade)

x-injured reserve '07

2008

1	Jake Long (1) T Michigan
2a	Phillip Merling (32) DE Clemson
2b	Chad Henne (57) QB Michigan (from San Diego for WR Chris Chambers)
3a	TO DETROIT in draft trade-down (64)
3b	Kendall Langford (66) DE Hampton (from Detroit in draft trade-down)
4a	TO DALLAS for LB Akin Ayodele and TE Anthony Fasano (100)
4b	Shawn Murphy (110) G Utah State (from Chicago in draft trade-up)
4c	TO CHICAGO in draft trade-up (115) (from Philadelphia for RB Lorenzo Booker)
5	TO KANSAS CITY for QB Trent Green (136)
6a	TO DALLAS in DT Jason Ferguson trade (167)
6b	Jalen Parmele (176) RB Toledo (from Detroit in draft trade-down)
6c	Donald Thomas (195) G Connecticut (from Dallas in DT Jason Ferguson trade)
6d	Lex Hilliard (204) RB Montana (compensatory pick from NFL)
7a	TO CHICAGO in draft trade-up (208)
7b	Lionel Dotson (245) DE Arizona (compensatory pick from NFL)

2009

1	Vontae Davis (25)	CB	Illinois
2a	Pat White (44)	QB/WR	West Virginia (from Washington in DE Jason Taylor trade)
2b	TO INDIANAPOLIS in draft trade-down (56)		
2c	Sean Smith (61)	CB	Utah (from Indianapolis in draft trade-down)
3	Patrick Turner (87)	WR	Southern Cal
4a	Brian Hartline (108)	WR	Ohio State (from Oakland in C Samson Satele trade)
4b	TO OAKLAND in C Samson Satele trade (126)		
5a	John Nalbone (161)	TE	Monmouth
5b	Chris Clemons (165)	S	Clemson (from Indianapolis in draft trade-down)
6a	Andrew Gardner (181)	T	Georgia Tech (from Oakland in C Samson Satele trade)
6b	TO DALLAS for NT Jason Ferguson (197)		
7a	J.D. Folsom (214)	LB	Weber State (from Cleveland for CB Travis Daniels)
7b	TO JACKSONVILLE for DE Tony McDaniel (232)		
7c	TO KANSAS CITY in draft trade-down (237) (from Carolina for QB Josh McCown)		

2010

1a	TO SAN DIEGO in draft trade-down (12)		
1b	Jared Odrick (28)	DE	Penn State (from San Diego in draft trade-down)
2a	Koa Misi (40)	LB	Utah (from San Diego in draft trade-down)
2b	TO DENVER in WR Brandon Marshall trade (43)		
3	John Jerry (73)	G	Mississippi
4a	TO SAN DIEGO in draft trade-down (110)		
4b	x-A.J. Edds (119)	LB	Iowa (from Dallas in draft trade-up)
4c	TO DALLAS in draft trade-up (126) (from San Diego in draft trade-down)		
5a	TO KANSAS CITY for QB Tyler Thigpen (142)		
5b	Nolan Carroll (145)	CB	Maryland (from San Francisco for WR Ted Ginn, Jr.)
5c	Reshad Jones (163)	S	Georgia (from Washington in draft trade-up)
6a	TO SAN DIEGO in draft trade-down (173) (from Kansas City for OL Andy Alleman and Ikechuku Ndukwe)		
6b	TO WASHINGTON in draft trade-up (174)		
6c	TO DALLAS in draft trade-up (179)		
7a	Chris McCoy (212)	LB	Middle Tennessee (from Kansas City in 2009 draft trade-down)
7b	TO WASHINGTON in draft trade-up (219)		
7c	Austin Spitzer (252)	LB	Ohio State (compensatory pick from NFL)

x-injured reserve *10

2011

1	Mike Pouncey (15)	G/C	Florida
2a	TO DENVER for WR Brandon Marshall (46)		
2b	Daniel Thomas (62)	RB	Kansas State (from Washington in draft trade-up)
3	TO WASHINGTON in draft trade-up (79)		
4	Clyde Gates (111)	WR	Abilene Christian
5	TO WASHINGTON in draft trade-up (146)		
6a	Charles Clay (174)	TE	Tulsa (from Green Bay in draft trade-up)
6b	TO GREEN BAY in draft trade-up (179)		
7a	TO WASHINGTON in draft trade-up (217)		
7b	TO GREEN BAY in draft trade-up (218) (from Jacksonville for G Justin Smiley)		

2011

7c	Frank Kearse (231)	DT	Alabama A&M (from Green Bay in draft trade-up)
7d	Jimmy Wilson (235)	CB	Montana (compensatory pick from NFL)

2012

1	Ryan Tannehill (8)	QB	Texas A&M
2	Jonathan Martin (42)	T	Stanford
3a	Oliver Vernon (72)	DE	Miami (Fla.)
3b	TO SAN DIEGO in draft trade-down (73) (from Chicago in WR Brandon Marshall trade)		
3c	Michael Egnew (78)	TE	Missouri (from San Diego in draft trade-down)
4a	Lamar Miller (97)	RB	Miami (Fla.) (from San Francisco in draft trade-up)
4b	TO San Francisco in draft trade-up (103)		
5a	TO TENNESSEE in draft trade-down (145)		
5b	Josh Kaddu (155)	LB	Oregon (from Tennessee in draft trade-down)
6a	TO NEW ORLEANS in Reggie Bush trade (179)		
6b	B.J. Cunningham (183)	WR	Michigan State
6c	TO SAN FRANCISCO in draft trade-up (196) (from New Orleans in Reggie Bush trade)		
7a	Kheeston Randall (215)	DT	Texas
7b	Rishard Matthews (227)	WR	Nevada (from Tennessee in draft trade-down)

2013

1a	Dion Jordan (3)	DE	Oregon (from Oakland in draft trade-up)
1b	TO OAKLAND in draft trade-up (12)		
2a	TO OAKLAND in draft trade-up (42)		
2b	Jamar Taylor (54)	CB	Boise State (from Indianapolis in CB Vontae Davis trade)
3a	Dallas Thomas (77)	G/T	Tennessee
3b	TO NEW ORLEANS in draft trade down (82) (from Chicago in WR Brandon Marshall trade)		
3c	Will Davis (93)	CB	Utah State (from Green Bay in draft trade-up)
4a	Jelani Jenkins (104)	LB	Florida
4b	Dion Sims (106)	TE	Michigan St. (from New Orleans in draft trade-down)
4c	TO GREEN BAY in draft trade-up (109) (from New Orleans in draft trade-down)		
4d	TO CLEVELAND in Davone Bess trade (111)		
5a	TO GREEN BAY in draft trade-up (146)		
5b	Mike Gillislee (164)	RB	Florida (from Cleveland in Davone Bess trade)
5c	Caleb Sturgis (166)	K	Florida (compensatory pick from NFL)
6	TO San Francisco in 2012 draft trade-up (180)		
7a	TO Cleveland in Davone Bess trade (217)		
7b	TO GREEN BAY in draft trade-up (224) (from Dallas for G/C Ryan Cook)		
7c	Don Jones (250)	S	Arkansas St. (compensatory pick from NFL)

2014

1	Ja'Wuan James (19)	T	Tennessee
2a	TO SAN DIEGO in draft trade down (50)		
2b	TO SAN FRANCISCO in draft trade down (57) (from San Diego in draft trade down)		
2c	Jarvis Landry (63)	WR	Louisiana State (from San Francisco in draft trade-down)
3a	Billy Turner (67)	G	North Dakota St. (from Oakland in draft trade-up)
3b	TO OAKLAND in draft trade-up (81)		

2014

4a	TO OAKLAND in draft trade-up (116)
4b	Walt Aikens (125) CB Liberty (from San Diego in draft trade-down)
5a	x-Arthur Lynch (155) TE Georgia
5b	Jordan Tripp (171) LB Montana (from San Francisco in draft trade-down)
6	Matt Hazel (190) WR Coastal Carolina
7	Terrence Fede (234) DE Marist College

x-injured reserve '14

2015

1	DeVante Parker (14) WR Louisville
2a	TO PHILADELPHIA in draft trade-down (47)
2b	Jordan Phillips (52) DT Oklahoma
3	TO NEW ORLEANS in WR Kenny Stills trade (78)
4	Jamil Douglas (114) G Arizona State
5a	Bobby McCain (145) CB Memphis (from Philadelphia in draft trade-down)
5b	Jay Ajayi (149) RB Boise State (from Minnesota in WR Mike Wallace trade)
5c	Cedric Thompson (150) S Minnesota
5d	Tony Lippett (156) CB Michigan State (from Philadelphia in draft trade-down)
6	TO PHILADELPHIA in draft trade down (191)
7a	TO BALTIMORE for T Bryant McKinnie (231)
7b	TO MINNESOTA in WR Mike Wallace trade (232) (from San Francisco for T Jonathan Martin)

2016

1a	TO PHILADELPHIA in Alonso/Maxwell trade (8)
1b	Laremy Tunsil (13) G/T Mississippi (from Philadelphia in Alonso/Maxwell trade)
2a	Xavien Howard (38) CB Baylor (from Baltimore in draft trade-up)
2b	TO BALTIMORE in draft trade-up (42)
3a	Kenyan Drake (73) RB Alabama
3b	Leonte Carroo (86) WR Rutgers (from Minnesota in draft trade-up)
4	TO BALTIMORE in draft trade-up (107)
5	TO NEW ENGLAND in draft trade-down (147)
6a	TO MINNESOTA in draft trade-up (186)
6b	Jakeem Grant Sr. (186) WR Texas Tech (from Minnesota in draft trade-up)
6c	TO MINNESOTA in draft trade-up (196) (from New England in draft trade-down)
6d	Jordan Lucas (204) CB Penn State (from New England in draft trade-down)
7a	Brandon Doughty (223) QB Western Kentucky (from Cleveland in Jamar Taylor trade)
7b	TO MINNESOTA in draft trade-up (227) (from Baltimore for CB Will Davis)
7c	Thomas Duarte (231) TE UCLA
7d	TO CLEVELAND in Jamar Taylor trade (250) (from New England in draft trade-down)

2017

1	Charles Harris (22) DE Missouri
2	x-Raekwon McMillan (54) LB Ohio State
3a	TO MINNESOTA in 2016 draft trade-up (86)
3b	Cordrea Tankersley (97) CB Clemson (compensatory pick from NFL)
4	TO MINNESOTA in 2016 draft trade-up (128)
5a	Isaac Asiata (164) G Utah (from Philadelphia in draft trade-up)
5b	TO PHILADELPHIA in draft trade-up (166)
5c	Davon Godchaux (178) DT LSU (compensatory pick from NFL)

2017

5d	TO PHILADELPHIA in draft trade-up (184) (compensatory pick from NFL)
6a	Vincent Taylor (194) DT Oklahoma State (from Philadelphia in draft trade-up)
6b	TO L.A. RAMS in DT William Hayes trade (206)
7a	TO TAMPA BAY in draft trade-down (223) (from L.A. Rams in DT William Hayes trade)
7b	x-Isiah Ford (237) WR Virginia Tech
7c	TO JACKSONVILLE in TE Julius Thomas trade (240)

x-injured reserve '17

2018

1	Minkah Fitzpatrick (11) S Alabama
2	Mike Gesicki (42) TE Penn State
3	Jerome Baker (73) LB Ohio State
4a	TO L.A. RAMS in Robert Quinn trade (111)
4b	Durham Smythe (123) TE Notre Dame (from Cleveland in Jarvis Landry trade)
4c	Kalen Ballage (131) RB Arizona State (from Philadelphia in Jay Ajayi trade)
5	TO NEW ORLEANS in Stephone Anthony trade (147)
6a	TO L.A. RAMS in Robert Quinn trade (183)
6b	Cornell Armstrong (209) CB Southern Miss (from L.A. Rams in Robert Quinn trade)
7a	TO SAN FRANCISCO in Daniel Kilgore trade (223) (from Tampa Bay in 2017 draft trade-down)
7b	Quentin Poling (227) LB Ohio (from San Francisco in Kilgore trade)
7c	Jason Sanders (229) K New Mexico

2019

1	Christian Wilkins (13) DT Clemson
2a	TO NEW ORLEANS in draft trade-down (48)
2b	TO ARIZONA in Josh Rosen trade (62) (from New Orleans in draft trade-down)
3	Michael Deiter (78) OL Wisconsin
4	TO NEW ORLEANS in draft trade down (116)
5	Andrew Van Ginkel (151) LB Wisconsin
6a	TO TENNESSEE in Ryan Tannehill trade (188)
6b	Isaiah Prince (202) T Ohio State (from New Orleans in draft trade-down)
7a	TO DETROIT in Akeem Spence trade (229)
7b	Chandler Cox (233) RB Auburn (from Tennessee in Ryan Tannehill trade)
7c	Myles Gaskin (234) RB Washington (from Cleveland in the Jarvis Landry trade)

2020

1a	Tua Tagovailoa (5) QB Alabama
1b	Austin Jackson (18) T USC (from Pittsburgh in Minkah Fitzpatrick trade)
1c	TO GREEN BAY in draft trade-down (26) (from Houston in Laremy Tunsil/Kenny Stills trade)
1d	Noah Igbinoghene (30) CB Auburn (from Green Bay in draft trade-down)
2a	Robert Hunt (39) T Louisiana-Lafayette
2b	Raekwon Davis (56) DT Alabama (from New Orleans in 2019 draft trade)
3	Brandon Jones (70) S Texas
4a	Solomon Kindley (111) G Georgia (from Houston in draft trade-up) (TO HOUSTON in Laremy Tunsil/Kenny Stills trade)
4b	TO PITTSBURGH in Minkah Fitzpatrick trade (135) (from Tennessee in Ryan Tannehill trade)
4c	TO HOUSTON in draft trade-up (136) (from Green Bay in draft trade-down)

2020

4d	TO HOUSTON in draft trade-up (141) (compensatory pick from NFL)
5a	TO SAN FRANCISCO in Matt Breida trade (153) (from Arizona in Kenyan Drake trade) (TO ARIZONA in Josh Rosen trade)
5b	Jason Strowbridge (154) DE North Carolina (from Pittsburgh in Minkah Fitzpatrick trade)
5c	Curtis Weaver (164) DE Boise State (from Philadelphia in draft trade-up)
5d	TO PHILADELPHIA in draft trade-up (173) (from L.A. Rams in Aqib Talib trade)
6a	Blake Ferguson (185) LS LSU
6b	TO INDIANAPOLIS in Evan Boehm trade (197) (from Dallas in Robert Quinn trade)
7a	TO MINNESOTA in Danny Isidora trade (219)
7b	TO PHILADELPHIA in draft trade-up (227) (from Indianapolis in Evan Boehm trade)
7c	Malcolm Perry (246) RB Navy
7d	TO SEATTLE in draft trade (251) (compensatory pick from NFL)

2021

1a	TO SAN FRANCISCO in pick-swap trade (3) (from Houston in Laremy Tunsil/Kenny Stills trade)
1b	Jaylen Waddle (6) WR Alabama (from Philadelphia in pick-swap trade)
1c	TO PHILADELPHIA in pick swap trade (12) (from San Francisco in pick-swap trade)
1d	Jaelan Phillips (18) LB Miami (FL)
2a	Jevon Holland (36) S Oregon (from Houston in Laremy Tunsil/Kenny Stills trade)

2021

2b	Liam Eichenberg (42) T Notre Dame (from N.Y. Giants in draft trade-up)
2c	TO N.Y. GIANTS in draft trade-up (50)
3	Hunter Long (81) TE Boston College
4a	TO LAS VEGAS in Lynn Bowden Jr. trade (121) (from Las Vegas in Raekwon McMillan trade)
4b	TO PHILADELPHIA in pick-swap trade (123)
5a	TO PITTSBURGH in draft trade-down (156) (from Philadelphia in pick-swap trade)
5b	TO LAS VEGAS in Raekwon McMillan trade (162)
6a	TO HOUSTON in Laremy Tunsil/Kenny Stills trade (202)
6b	TO HOUSTON in Benardrick McKinney trade (203) (from Las Vegas in Lynn Bowden Jr. trade)
6c	TO KANSAS CITY in DeAndre Washington trade (207) (from Pittsburgh in Minkah Fitzpatrick trade)
6d	TO CHICAGO in Adam Shaheen trade (208) (from Seattle in 2020 draft trade-down)
7a	Larnel Coleman (231) T Massachusetts (from Houston in Benardrick McKinney trade)
7b	TO TENNESSEE in Isaiah Wilson trade (232) (from Atlanta in Charles Harris trade)
7c	Gerrid Doaks (244) RB Cincinnati (from Washington in Ereck Flowers trade)
7d	TO PITTSBURGH in Minkah Fitzpatrick trade (245)
7e	TO WASHINGTON in Ereck Flowers trade (258) (from Kansas City in DeAndre Washington trade)

FIRST ROUND BY POSITION

POSITION	TOP PICK	FIRST ROUND
Offensive Line	13#	12
Defensive Line	12	12
Running Back	8*	7
Defensive Back	6	8
Wide Receiver	7*	6
Linebacker	4##	5
Quarterback	5*	5
Tight End	1*	0
Kicker/Punter	0	0

* Includes one selection in second round # Includes two selections in second round and one in third round
Includes two selections in second round

ALL-TIME DRAFT BY POSITION

POSITION	NO.
Offensive Line	120
Defensive Line	103
Defensive Back	101
Linebacker	86
Running Back	85
Wide Receiver	66
Tight End	43
Quarterback	30
Kicker	9
Punter	4
Long Snapper	1

ALL-TIME TRADES

1966

- 1/15 LB Ron Caveness to Houston for rights to QB Billy Anderson (1965 redshirt draftee of Houston)
- 7/3 13th (318th overall) round pick in 1967 to Buffalo for QB George Wilson, Jr.
- 8/30 RB Jack Spikes to Buffalo for 5th (129th overall) round pick in 1967
- 11/10 3rd (58th overall) and 5th (110th overall) round picks in 1967 to Denver for RB Cookie Gilchrist
- 11/10 DT Jerry Oliver to Denver for 12th (295th overall) round pick in 1967
- 11/10 8th (186th overall) round pick in 1967 to Oakland for TE Bill Cronin

1967

- 4/4 T Nick DeFelice to N.Y. Jets for C Mike Hudock
- 5/4 TE Bill Cronin to Denver for DT Ray Jacobs
- 6/27 DE Earl Faison, RB Cookie Gilchrist, G Earnie Park and QB George Wilson, Jr., to Denver for RB Abner Haynes, LB Jerry Hopkins, DE Danny La Rose and 6th (142nd overall) round pick in 1968
- 7/25 4th (91st overall) round pick in 1968 to Denver for LB John Bramlett
- 9/5 TE Dave Kocourek to Oakland for 8th (217th overall) round pick in 1968
- 9/26 8th (200th overall) round pick in 1968 to N.Y. Jets for QB Archie Roberts
- 12/3 QB Jon Brittenum to San Diego for 3rd (73rd overall) round pick in 1968
- 12/27 QB John Stofa to Cincinnati for 1st (27th overall) and 2nd (54th overall) round picks in 1968
- 12/27 QB Billy Anderson to Houston for 9th (240th overall) round pick in 1968

1968

- 8/19 LB Tom Erlandson to San Diego for 7th (174th overall) round pick in 1969
- 8/21 WR John Roderick to Oakland for 5th (128th overall) round pick in 1969

1969

- 3/24 LB John Bramlett, QB Kim Hammond and 5th (107th overall) round pick in 1970 to Boston for LB Nick Buoniconti
- 7/2 CB Mack Lamb to San Diego for G Larry Little

1970

- 1/27 1st (3rd overall) round pick in 1970 to Cleveland for WR Paul Warfield
- 4/13 1st (22nd overall) round pick in 1971 to Baltimore as compensation for Head Coach Don Shula
- 5/1 CB Dick Westmoreland to Minnesota for G Bookie Bolin
- 5/1 S Tom Beier to San Francisco for T/C Lance Olssen
- 5/18 WR Jack Clancy to Green Bay as compensation for TE Marv Fleming
- 8/31 8th (203rd overall) round pick in 1971 to Pittsburgh for C Bob DeMarco
- 9/15 5th (126th overall) round pick in 1971 to Pittsburgh for WR Willie Richardson

1971

- 9/1 2nd (51st overall) round pick in 1972 to Cleveland for LB Bob Matheson
- 9/8 C Carl Mauck to San Diego for DT Tony Liscio and 4th (91st overall) round pick in 1972
- 11/23 QB John Stofa to Denver for 7th (161st overall) round pick in 1972
- 11/23 10th (259th overall) round pick in 1972 to Houston for DE Russell Price

1972

- 6/7 LB Dale Farley to Buffalo for DT Jim Dunaway
- 6/7 1st (26th overall) round pick in 1973 to Buffalo for WR Marlin Briscoe
- 8/22 DT Frank Cornish to Buffalo for G/C Howard Kindig and 5th (111th overall) round pick in 1973
- 8/28 T Wayne Mass to New England for 7th (160th overall) round pick in 1973
- 9/26 C Bob DeMarco to Cleveland for 7th (178th overall) round pick in 1973
- 9/26 G/C Bill Griffin to New England for 7th (163rd overall) round pick in 1973

1973

- 8/10 CB Dave McCurry to Chicago for 9th (212th overall) round pick in 1974
- 8/22 QB Jim Del Gaizo to Green Bay for 2nd (38th overall) round pick in 1974 and 2nd (36th overall) round pick in 1975
- 8/27 DT Mike Kadish to Buffalo for C/G Irv Goode
- 8/29 K Jeff White to New Orleans for 7th (164th overall) round pick in 1974
- 5/10 WR Otto Stowe to Dallas for WR Ron Sellers and 2nd (47th overall) round pick in 1974
- 10/2 RB Hubert Ginn to Baltimore for FB Don Nottingham and 6th (136th overall) round pick in 1974

1974

- 1/25 QB Joe Theismann to Washington for 1st (17th overall) round pick in 1976
- 8/7 DT Larry Woods to N.Y. Jets for 6th (143rd overall) round pick in 1975
- 8/9 WR Charley Wade to Chicago for 10th (239th overall) round pick in 1975

1974

- 8/17 RB Ed Jenkins to N.Y. Giants for 14th (338th overall) round pick in 1975
- 8/21 G/C Howard Kindig to Washington for 10th (256th overall) round pick in 1975
- 8/28 6th (143rd overall) round pick in 1975 to N.Y. Jets for T John Mooring
- 9/10 WR Bo Rather to Chicago for 3rd (71st overall) round pick in 1977

1975

- 1/28 CB Henry Stuckey to N.Y. Giants for 5th (106th overall) round pick in 1975
- 1/30 Rights to DE Karl Lorch to Washington for 10th (281st overall) round pick in 1976
- 5/6 WR Marlin Briscoe and RB Hubert Ginn to St. Louis for RB Donny Anderson and compensation for TE Jim McFarland
- 7/9 4th (111th overall) round pick in 1976 to Philadelphia for FB Norm Bulaich
- 7/23 LB Bruce Bannon to San Diego for DE Pete Lazetich
- 9/7 LB Larry Ball and 5th (145th overall) round pick in 1976 to Detroit for 4th (96th overall) round pick in 1976
- 9/9 WR Mel Baker to New Orleans for 7th (185th overall) round pick in 1976

1976

- 4/6 LB Rodrigo Barnes to St. Louis for 12th (341st overall) round pick in 1976
- 4/6 Compensation for signing FB Larry Csonka to N.Y. Giants for 3rd (64th overall) round pick in 1978 and 3rd (63rd overall) round pick in 1979
- 4/8 Compensation for signing WR Paul Warfield to Cleveland for 4th (93rd overall) and 7th (178th overall) round picks in 1978
- 4/10 Compensation for signing RB Jim Kiick to Denver for 12th (333rd overall) round pick in 1978 and 8th (215th overall) round pick in 1979
- 8/24 RB Mercury Morris to San Diego for a 3rd (71st overall) round pick in 1977
- 8/24 S Jake Scott and 4th (97th overall) round pick in 1977 to Washington for S Bryant Salter
- 9/2 6th (153rd overall) round pick in 1977 to N.Y. Giants for LB Andy Selfridge
- 9/21 3rd (70th overall) round pick in 1977 to Houston for CB Ken Ellis

1977

- 1/21 Rights to LB Ray Nettles to Tampa Bay for 5th (113th overall) round pick in 1977
- 2/7 6th round pick in 1977 to Tampa Bay for WR Barry Smith and T Randy Young
- 7/20 11th (310st overall) round pick in 1978 to Seattle for DT Carl Barisich
- 8/8 T Darryl Carlton to Tampa Bay for T Mike Current and 5th (133rd overall) round pick in 1978
- 8/30 5th round pick (133rd overall) in 1978 to Tampa Bay for T Steve Young
- 9/5 CB Jeris White to Tampa Bay for 5th (111th overall) round pick in 1978

1978

- 4/17 S Vern Roberson, WR Freddie Solomon and 1st (24th overall) and 5th (133rd overall) round picks in 1978 to San Francisco for RB Delvin Williams
- 5/11 TE Jim Mandich to Washington for 8th (206th overall) round pick in 1979 and 8th (214th overall) round pick in 1980
- 7/5 8th (217th overall) round pick in 1979 to Tampa Bay for DE Council Rudolph
- 8/28 T Karl Baldischwiler to Detroit for 10th (258th overall) round pick in 1979
- 10/10 RB Benny Malone and 5th (132nd overall) round pick in 1980 to Washington for FB Jim Braxton and 3rd (80th overall) round pick in 1979

1979

- 3/22 3rd (80th overall) round pick in 1979 to Oakland for S Neal Colzie
- 4/18 3rd (79th overall) round pick in 1979 to Atlanta for LB Ralph Ortega
- 8/21 DE Randy Crowder to Tampa Bay for 3rd (61st overall) pick in 1979
- 8/21 CB Charles Cornelius to San Francisco for 11th (297th overall) round pick in 1980
- 8/27 FB Leroy Harris to Philadelphia for 5th (138th overall) round pick in 1981

1980

- 8/25 RB Gary Davis and CB Norris Thomas to Tampa Bay for FB Jimmy DuBose and 2nd (44th overall) round pick in 1981
- 8/28 QB Guy Benjamin to New Orleans for 4th (84th overall) round pick in 1981
- 9/24 C Jim Langer to Minnesota for 6th (154th overall) round pick in 1981 and 5th (120th overall) round pick in 1982

1981

- 4/28 2nd (43rd overall) and 3rd (69th overall) round picks in 1981 and 2nd (44th overall) round pick in 1982 to Los Angeles for LB Bob Brudzinski and 2nd (56th overall) round pick in 1981
- 7/13 LB Steve Towle to Detroit for 9th (239th overall) round pick in 1982
- 7/22 4th (111th overall) round pick in 1983 to Los Angeles for RB Eddie Hill
- 8/18 FB Steve Howell to Philadelphia for 10th (271st overall) round pick in 1982
- 8/31 P George Roberts to San Diego for 6th (161st overall) round pick in 1982

1982

None

1983

4/26 3rd (81st overall) and 5th (139th overall) round picks in 1983 to Houston for 3rd (76th overall) round pick in 1983
8/15 5th (139th overall) round pick in 1985 to Denver for LB Larry Evans
8/29 P Tom Orosz to San Francisco for 12th (333rd overall) round pick in 1984

1984

2/21 QB David Woodley to Pittsburgh for 3rd (79th overall) round pick in 1984
3/6 C Mark Dennard to Philadelphia for 3rd (65th overall) round pick in 1985
3/27 WR Durie! Harris to Cleveland for 4th (91st overall) round pick in 1985
5/1 1st (26th overall) round pick and 3rd (79th and 84th overall) round picks in 1984 to Buffalo for 1st (14th overall) round pick in 1984
8/27 CB Gerald Small to Atlanta for T Ronnie Lee and 6th (145th overall) round pick in 1985
9/22 2nd (55th overall) round pick in 1985 to San Diego for FB Pete Johnson

1985

5/7 Conditional pick in 1986 to Cincinnati for QB Bryan Clark
8/15 Rights to WR Anthony Carter to Minnesota for LB Robin Sendlein and 2nd (40th overall) round pick in 1986
10/9 1st (25th overall) and 2nd (40th overall) round picks in 1986 to Tampa Bay for LB Hugh Green

1986

None

1987

4/28 1st (14th overall) round pick in 1987 to Minnesota for 1st (16th overall) and 5th (128th overall) round picks in 1987
4/28 3rd (70th overall) and 5th (156th overall) round picks in 1987 to St. Louis for 2nd (56th overall) round pick in 1987
4/28 5th (128th overall) round pick in 1987 to Kansas City for 5th (132nd overall) and 8th (212nd overall) round picks in 1987
8/20 G/C Larry Lee to Denver for 8th (220th overall) round pick in 1988
10/20 T Greg Koch to Minnesota for 6th (156th overall) round pick in 1988 and 10th (275th overall) round pick in 1989

1988

None

1989

4/23 2nd (36th overall) and 3rd (65th overall) round picks in 1989 to Chicago for 1st round pick (25th overall) in 1989
8/6 5th (120th overall) round pick in 1990 to Dallas for QB Scott Secules

1990

4/22 10th (262nd overall) round pick in 1990 and 4th (103rd overall) round pick in 1991 to Washington for 5th (137th overall) round pick in 1990
4/23 7th (178th overall) round pick in 1990 to Cleveland for 5th (113th overall) round pick in 1991
4/23 11th (289th overall) round pick in 1990 and 2nd (60th overall) round pick in 1991 to San Francisco for CB Tim McKyer
9/3 12th (331st overall) round pick in 1991 to Atlanta for NT Shawn Lee

1991

1/31 LB Eric Kumerow to Chicago for CB Vestee Jackson
4/1 3rd (79th overall) round pick in 1991 to Houston for LB John Grimsley
4/21 CB Tim McKyer to Atlanta for 3rd (60th overall) and 12th (331st overall) round picks in 1991
4/22 5th (135th overall) and 6th (163rd overall) round picks in 1991 to Green Bay for 5th (121st overall) in 1991
9/3 WR Randal Hill to Phoenix for 1st (seventh overall) round pick in 1992

1992

4/27 7th (182nd overall) round pick in 1992 to Atlanta for 7th (185th overall) and 12th (328th overall) round picks in 1992
4/27 7th (185th overall) round pick in 1992 to L.A. Raiders for 7th (191st overall) and 11th (296th overall) round picks in 1992
5/26 RB Sammie Smith to Denver for RB Bobby Humphrey

1993

4/1 2nd (52nd overall) round pick in 1993 and 3rd (88th overall) round pick in 1994 to New England for WR Irving Fryar
7/13 G Gene Williams to Cleveland for 4th (110th overall) round pick in 1994

1994

3/24 WR Tony Martin to San Diego for 4th (113th overall) round pick in 1994
4/24 1st (16th overall) round pick in 1994 to Green Bay for 1st (20th overall) and 3rd (89th overall) round picks in 1994
4/24 3rd (89th overall), 4th (115th overall) and 4th (121st overall) round picks in 1994 to Arizona for 2nd (65th overall) round pick in 1994

1995

- 3/21 WR Mark Ingram to Green Bay for 4th (116th overall) round pick in 1995
- 3/29 TE Keith Jackson and 4th (116th overall) round pick to Green Bay for 2nd (53rd overall) round pick in 1995
- 4/3 CB Terrell Buckley from Green Bay for past considerations
- 4/4 2nd (56th overall) round pick and 3rd (87th overall) round pick in 1995 to Chicago for DE Trace Armstrong
- 8/27 TE Pete Mitchell to Jacksonville for WR Mike Williams

1996

- 3/4 5th (145th overall) round pick in 1997 to N.Y. Jets for T James Brown
- 4/20 2nd (49th overall) round pick in 1996 to Dallas for 2nd (60th overall) and 4th (99th overall) round picks in 1996
- 4/20 2nd (60th overall) and 4th (99th overall) round picks in 1996 to Jacksonville for 3rd (79th overall), 4th (98th and 134th overall) and 5th (150th overall) round picks in 1996
- 4/21 4th (98th overall) round pick in 1996 and 7th (214th overall) round pick in 1997 to Kansas City for 4th (113th and 125th overall) round picks in 1996
- 8/19 RB Terry Kirby to San Francisco for 4th (123rd overall) round pick in 1997
- 8/21 K Pete Stoyanovich to Kansas City for 5th (149th overall) round pick in 1997
- 10/1 T Billy Milner to St. Louis for TE Troy Drayton

1997

- 4/20 4th (112th overall) round pick in 1997 to St. Louis for 4th (121st overall) and 6th (170th and 173rd overall) round picks in 1997
- 4/20 4th (123rd overall) round pick in 1997 to Oakland for 5th (157th overall), 6th (166th overall) and 7th (203rd overall) round picks in 1997
- 8/24 Conditional draft choice in 1998 to Green Bay for WR Qadry Ismail

1998

- 4/16 1st (23rd overall) round pick in 2000 to Carolina for 2nd (44th overall) round pick in 1998
- 4/18 1st (19th overall) round pick in 1998 to Green Bay for 1st (29th overall) and 2nd (60th overall) round picks in 1998
- 4/18 2nd (60th overall) round pick in 1998 to Detroit for 3rd (79th overall), 5th (143rd overall) and 6th (172nd overall) round picks in 1998
- 4/19 4th (112th overall) and 5th (142nd overall) round picks in 1998 to Philadelphia for 4th (102nd overall) round pick in 1998

1999

- 2/12 7th (231st overall) round pick in 1999 to N.Y. Giants for RB Tyrone Wheatley
- 3/1 5th (157th overall) round pick in 1999 to San Francisco for G Kevin Gogan
- 4/17 1st (24th overall) round pick in 1999 to San Francisco for 1st (27th overall) and 5th (134th overall) round picks in 1999
- 4/17 1st (27th overall) round pick in 1999 to Detroit for 2nd (39th overall), 3rd (70th overall) and 5th (142nd overall) round picks in 1999
- 4/17 2nd (54th overall) and 3rd (84th overall) round picks in 1999 and 6th round pick (188th overall) in 2000 to Kansas City for 2nd (43rd overall) round pick in 1999
- 4/17 3rd (70th overall) round pick in 1999 to Detroit for 3rd (72nd overall) and 7th (232nd overall) round picks in 1999
- 9/4 DT Barron Tanner to Washington for a 6th (177th overall) round draft pick
- 9/6 7th (230th overall) round pick in 2000 to San Francisco for QB Jim Druckenmiller
- 9/21 RB John Avery to Denver for WR Marcus Nash
- 10/19 RB Karim Abdul-Jabbar to Cleveland for 6th (167th overall) round pick in 2000

2000

- 3/9 7th (224th overall) round pick in 2001 to Washington for P Matt Turk
- 4/16 P Brent Bartholomew to Chicago for 7th (232nd overall) round pick in 2000 and 7th (208th overall) round pick in 2001
- 8/22 WR Nate Jacquet to San Diego for 6th (164th overall) round pick in 2001
- 8/22 7th (237th overall) round pick in 2002 to Dallas for WR Jeff Ogden
- 10/2 7th (208th overall) round pick in 2001 to Chicago for TE Alonzo Mayes

2001

- 4/21 2nd (56th overall) and 4th (122nd overall) round picks in 2001 to Dallas for 2nd (52nd overall) round pick in 2001
- 4/21 2nd (59th overall) round pick in 2002 to Philadelphia for 3rd (88th overall) and 6th (187th overall) round picks in 2001
- 8/22 6th (199th overall) round pick in 2002 and 6th (191st overall) round pick in 2003 to Chicago for QB Cade McNown and 7th (241st overall) round pick in 2002

2002

- 3/8 1st (25th overall) and 4th (125th overall) round picks in 2002 and 1st (18th overall) round pick in 2003 to New Orleans for RB Ricky Williams and 4th (114th overall) round pick in 2002
- 3/12 RB J.J. Johnson to Cleveland for conditional 7th round pick in 2004
- 6/13 QB Cade McNown to San Francisco for conditional 7th round pick in 2003
- 7/19 DE Al Wallace and 4th (119th overall) round pick in 2003 to Carolina for DE Jay Williams
- 8/20 T Cornell Green to Tampa Bay for 7th (247th overall) round pick in 2003
- 8/22 7th (232nd overall) round pick in 2003 to Washington for QB Sage Rosenfels

2003

- 4/16 5th (154th overall) round pick in 2004 to San Diego for LB Junior Seau
- 4/25 2nd round pick in 2004 to New England for 3rd (78th overall) round pick in 2003
- 4/27 7th (226th and 247th overall) round picks in 2003 to Carolina for 6th (181st overall) round pick in 2003
- 5/27 LB Derrick Rodgers to New Orleans for a 7th (219th overall) round pick in 2004
- 8/25 S Scott McGarrahan to Green Bay for conditional 7th round draft choice in 2006

2004

- 3/3 2nd (35th overall) round pick in 2005 to Philadelphia for QB A.J. Feeley
- 3/18 CB Jamar Fletcher and a 6th (177th overall) round pick in 2005 to San Diego for WR David Boston
- 4/24 1st (20th overall) and 4th (119th overall) round picks in 2004 to Minnesota for 1st (19th overall) round pick in 2004
- 4/24 3rd (87th overall) round pick to Green Bay for 4th (102nd overall) and 5th (153rd overall) picks in 2004
- 4/25 5th (153rd overall) round pick in 2004 to Baltimore for 5th (160th overall) and 7th (222nd overall) picks in 2004
- 4/25 6th (186th overall) and 7th (219th overall) round picks in 2004 to Atlanta for 6th (174th overall) round pick in 2004
- 8/23 DE Adewale Ogunleye to Chicago for WR Marty Booker and a 3rd (70th overall) round pick in 2005
- 9/5 G Brad Bedell to Green Bay for a 7th (212th overall) round pick in 2006
- 9/9 3rd (66th overall) round pick in 2005 to St. Louis for RB Lamar Gordon

2005

- 4/23 CB Patrick Surtain and a 5th (138th overall) round pick in 2005 to Kansas City for 2nd (46th overall) and 5th (162nd overall) round picks in 2005
- 8/4 DE Ronald Flemons to Seattle for CB Kris Richard
- 8/29 LB Brendon Ayanbadejo to Chicago for TE John Owens and a 7th (233rd overall) round pick in 2006
- 10/11 RB Jesse Chatman to New Orleans for a conditional draft choice.
- 10/18 QB A.J. Feeley and a 6th (188th overall) round pick in 2006 to San Diego for QB Cleo Lemon

2006

- 3/15 2nd (51st overall) round pick in 2006 to Minnesota for QB Daunte Culpepper
- 5/12 5th (145th overall) round pick in 2007 Detroit for QB Joey Harrington

2007

- 3/5 WR Wes Welker to New England for 2nd (60th overall) and 7th (238th overall) round picks in 2007
- 4/3 K Olindo Mare to New Orleans for a 6th (199th overall) round pick in 2007
- 6/6 5th (136th overall) round pick in 2008 to Kansas City for QB Trent Green
- 10/16 WR Chris Chambers to San Diego for a 2nd (57th overall) round pick in 2008

2008

- 2/29 6th (167th overall) round pick in 2008 and a 6th (197th overall) round pick in 2009 to Dallas for DT Jason Ferguson and a 6th (195th overall) round pick in 2008
- 4/26 4th (100th overall) round pick in 2008 to Dallas for LB Akin Ayodele and TE Anthony Fasano
- 4/26 RB Lorenzo Booker to Philadelphia for a 4th (115th overall) round pick in 2008
- 4/27 3rd (64th overall) round pick in 2008 to Detroit for 3rd (66th overall) and 6th (176th overall) round picks in 2008
- 4/27 4th (115th overall) and 7th (208th overall) round picks in 2008 to Chicago for 4th (110th overall) round pick in 2008
- 7/20 DE Jason Taylor to Washington for 2nd (44th overall) round pick in 2009 and 7th (174) round pick in 2010
- 8/20 CB Travis Daniels to Cleveland for 7th (214th overall) round pick in 2009
- 8/29 QB Josh McCown to Carolina for 7th (237th overall) round pick in 2009

2009

- 3/20 7th (232nd overall) round pick in 2009 to Jacksonville for DE Tony McDaniel
- 3/23 C Samson Satele and 4th (126th overall) round pick in 2009 for 4th (108th overall) and 6th (181st overall) round picks in 2009
- 4/25 2nd (56th overall) round pick in 2009 to Indianapolis for 2nd (61st overall) and 5th (165th overall) round picks
- 4/25 7th (237th overall) round pick in 2009 to Kansas City for 7th (212th overall) round pick in 2010
- 8/23 G Andy Alleman and G Ike Ndukwe to Kansas City for 6th (173rd overall) round pick in 2010
- 9/29 5th (142nd overall) round pick in 2010 to Kansas City for QB Tyler Thigpen

2010

- 4/14 2nd (43rd overall) round pick in 2010 and 2nd (46th overall) round pick in 2011 to Denver for WR Brandon Marshall
- 4/16 WR Ted Ginn, Jr. to San Francisco for 5th (145th overall) round pick in 2010
- 4/22 1st (12th overall), 4th (110th overall) and 6th (173rd overall) round picks to San Diego for 1st (28th overall), 2nd (40th overall), 4th (126th overall) round picks in 2010 and LB Tim Dobbins
- 4/24 4th (126th overall) and 6th (179th overall) round picks in 2010 to Dallas for 4th (119th overall) round pick in 2010
- 4/24 6th (174th overall) and 7th (219th overall) round picks in 2010 to Washington for 5th (163rd overall) round pick in 2010
- 5/25 G Justin Smiley to Jacksonville for a 7th (218th overall) round pick in 2011
- 8/26 WR Greg Camarillo to Minnesota for CB Benny Sapp
- 9/4 Conditional draft choice in 2011 to Dallas for G/T Pat McQuistan

2011

- 4/29 3rd (79th overall), 5th (146th overall) and 7th (217th overall) round picks in 2011 to Washington for 2nd (62nd overall) round pick in 2011
- 4/30 6th (179th overall) and 7th (218th overall) round picks in 2011 to Green Bay for 6th (174th overall) and 7th (231st overall) round picks in 2011
- 7/29 S Jonathon Amaya and 6th (179th overall) round pick in 2012 to New Orleans for RB Reggie Bush and 6th (196th overall) round pick in 2012

2012

- 3/13 WR Brandon Marshall to Chicago for 3rd (73rd overall) round pick in 2012 and 3rd round pick (82nd overall) in 2013
- 4/27 3rd (73rd overall) round pick in 2012 to San Diego for 3rd (78th overall) and 6th (183rd overall) round picks in 2012
- 4/28 4th (103rd overall) and 6th (196th overall) round picks in 2012 and 6th round pick in 2013 to San Francisco for 4th (97th overall) round pick in 2012
- 4/28 5th (145th overall) round pick in 2012 to Tennessee for 5th (155th overall) and 7th (227th overall) round picks in 2012
- 8/26 CB Vontae Davis to Indianapolis for 2nd (54th overall) and conditional round picks in 2013
- 8/31 G/C Ryan Cook to Dallas for 6th (224th overall) round pick in 2013

2013

- 4/25 1st (12th overall) and 2nd (42nd overall) round picks in 2013 to Oakland for 1st (3rd overall) round pick in 2013
- 4/26 WR Davone Bess, 4th (111th overall) and 7th (217th overall) round picks in 2013 to Cleveland for 4th (104th overall) and 5th (164th overall) round picks in 2013
- 4/26 3rd (82nd overall) round pick in 2013 to New Orleans for 4th (106th and 109th overall) round picks in 2013
- 4/26 4th (109th and 146th overall) and 7th (224th overall) round picks to Green Bay for 3rd (93rd overall)
- 10/22 7th (232nd overall) round pick in 2015 to Baltimore for T Bryant McKinnie

2014

- 4/25 T Jonathan Martin to San Francisco for 7th (231st overall) round pick in 2015
- 5/9 2nd (50th overall) round pick in 2014 to San Diego for 2nd (57th overall) and 4th (125th overall) round picks in 2014
- 5/9 2nd (57th overall) round pick in 2014 to San Francisco for 2nd (63rd overall) and 5th (171st overall) round picks in 2014
- 5/9 3rd (81st overall) and 4th (116th overall) round picks in 2014 to Oakland for 3rd (67th overall) round pick in 2014

2015

- 3/13 WR Mike Wallace and 7th (232nd overall) round pick in 2015 to Minnesota for 5th (149th overall) round pick in 2015
- 3/13 LB Dannel Ellerbe and 3rd (78th overall) round pick in 2015 to New Orleans for WR Kenny Stills
- 5/1 2nd (47th overall) and 6th (191st overall) round picks in 2015 to Philadelphia for 2nd (52nd overall) and 5th (145th and 156th) round picks in 2015
- 9/21 CB Will Davis to Baltimore for 7th (231st overall) round pick in 2016

2016

- 3/9 1st (8th overall) round pick in 2016 to Philadelphia for LB Kiko Alonso, CB Byron Maxwell and 1st (13th overall) round pick in 2016
- 4/29 2nd (42nd overall) and 4th (107th overall) round picks in 2016 to Baltimore for 2nd (38th overall) round pick in 2016
- 4/29 6th (186th overall) round pick in 2016 and 3rd (86th overall) and 4th (129th overall) round picks in 2017 to Minnesota for 3rd (86th overall) round pick in 2016
- 4/30 5th (147th overall) round pick in 2016 to New England for 6th (196th and 204th) and 7th (250th overall) round picks in 2016
- 4/30 6th (196th overall) and 7th (227th overall) round picks in 2016 to Minnesota for 6th (186th overall) round pick in 2016
- 4/30 CB Jamar Taylor and 7th (250th overall) round pick in 2016 to Cleveland for 7th (227th overall) round pick in 2016

2017

- 3/9 7th (240th overall) round pick in 2017 to Jacksonville for TE Julius Thomas
- 3/9 T Branden Albert to Jacksonville for conditional 7th round pick in 2018; conditions were never met and no pick was given in return
- 3/10 6th (206th overall) round pick in 2017 to L.A. Rams for DE William Hayes and 7th (223rd overall) round pick in 2017
- 4/29 5th (166th and 184th overall) round picks in 2017 to Philadelphia for 5th (164th overall) and 6th (194th overall) round picks in 2017
- 4/29 7th (223rd overall) round pick in 2017 to Tampa Bay for 7th (237th overall) round pick in 2017 and 7th (223rd overall) round pick in 2018
- 9/19 5th (147th overall) round pick in 2018 to New Orleans for LB Stephone Anthony
- 10/31 RB Jay Ajayi to Philadelphia for 4th (131st overall) round pick in 2018

2018

- 3/14 WR Jarvis Landry to Cleveland for 4th (123rd overall) round pick in 2018 and 7th (234th overall) round pick in 2019
- 3/14 4th (111th overall) and 6th (183rd overall) round picks in 2018 to L.A. Rams for DE Robert Quinn and 6th (209th overall) round pick in 2018
- 3/15 7th (223rd overall) round pick to San Francisco for C Daniel Kilgore and 7th (227th overall) round pick in 2018
- 5/3 7th (229th overall) round pick in 2019 to Detroit for DT Akeem Spence
- 8/31 CB/S Jordan Lucas to Kansas City for 7th (246th overall) round pick in 2020

2019

- 3/15 QB Ryan Tannehill and 6th (188th overall) round pick in 2019 to Tennessee for 7th (233rd overall) round pick in 2019 and 4th (135th overall) round pick in 2020
- 3/29 DE Robert Quinn to Dallas for 6th (197th overall) round pick in 2020
- 4/26 2nd (48th overall) round pick in 2019 and 4th (116th overall) round pick in 2019 to New Orleans for 2nd (62nd overall) round pick in 2019, 6th (202nd) round pick in 2019 and 2nd (56th overall) round pick in 2020
- 4/26 2nd (62nd overall) round pick in 2019 and 5th (153rd overall) round pick in 2020 to Arizona for QB Josh Rosen
- 8/30 7th (219th overall) round pick in 2020 to Minnesota for G Danny Isidora
- 8/30 6th (173rd overall) round pick in 2020 to Indianapolis for C/G Evan Boehm and 7th (227th overall) round pick in 2020
- 9/1 T Laremy Tunsil, WR Kenny Stills, 4th (111th overall) round pick in 2020 and 6th (202nd overall) round pick in 2021 to Houston for T Julián Davenport, CB Johnson Bademosi, 1st (26th overall) round pick in 2020, 1st (3rd overall) and 2nd (36th overall) round picks in 2021
- 9/1 LB Kiko Alonso to New Orleans for LB Vince Biegel
- 9/17 S Minkah Fitzpatrick, 4th (135th overall) round pick in 2020 and 7th (245th overall) round pick in 2021 to Pittsburgh for 1st (18th overall) and 5th (154th overall) round picks in 2020 and 6th (207th overall) round pick in 2021
- 10/28 RB Kenyan Drake to Arizona for 5th (153rd overall) round pick in 2020
- 10/29 7th round pick in 2022 to L.A. Rams for CB Aqib Talib and 5th (173rd overall) round pick in 2020

2020

- 4/23 1st (26th overall) round pick in 2020 to Green Bay for 1st (30th overall) and 4th (136th overall) round picks in 2020
- 4/25 4th (136th and 141st overall) round picks in 2020 to Houston for 4th (111th overall) round pick in 2020
- 4/25 5th (153rd overall) round pick in 2020 to San Francisco for RB Matt Breida
- 4/25 6th (173rd overall) and 7th (227th overall) round picks in 2020 to Philadelphia for 5th (164th overall) round pick in 2020
- 4/25 7th (251st overall) round pick in 2020 to Seattle for 6th (208th overall) round pick in 2021
- 5/1 DE Charles Harris to Atlanta for 7th (232nd overall) round pick in 2021
- 7/26 6th (208th overall) round pick in 2021 to Chicago for TE Adam Shaheen
- 8/29 LB Raekwon McMillan and 5th (162nd overall) round pick in 2021 to Las Vegas for 4th (121st overall) round pick in 2021
- 9/5 4th (121st overall) round pick in 2021 to Las Vegas for WR Lynn Bowden Jr. and 6th (203rd overall) round pick in 2021
- 11/3 6th (207th overall) round pick to Kansas City for RB DeAndre Washington and 7th (258th overall) round pick in 2021
- 11/3 WR Isaiah Ford to New England for 7th round pick in 2022

2021

- 3/17 DE Shaq Lawson and 6th (203rd overall) round pick in 2021 to Houston for LB Benardrick McKinney and 7th (231st overall) round pick in 2021
- 3/17 7th (232nd overall) round pick in 2021 to Tennessee for T Isaiah Wilson and 7th round pick in 2022
- 3/26 1st (3rd overall) round pick in 2021 to San Francisco for 1st (12th overall) round pick in 2021, 1st and 3rd round picks in 2022 and 1st round pick in 2023.
- 3/26 1st (12th overall) and 4th (123rd overall) round picks in 2021 and 1st round pick in 2022 to Philadelphia for 1st (6th overall) and 5th (156th overall) round picks in 2021.
- 4/30 2nd (50th overall) round pick in 2021 and 3rd round pick in 2022 to the N.Y. Giants for 2nd (42nd overall) round pick in 2021.
- 5/1 5th (156th overall) round pick in 2021 to Pittsburgh for 4th round pick in 2022.

PLAN B FREE AGENCY

1989

PLAYERS LEFT UNPROTECTED (25):

FB Woody Bennett, S Glenn Blackwood, S Bud Brown, LB Bob Brudzinski, FB Tony Burse, G/C Chris Conlin, RB Joe Cribbs, LB Tony Furjanic, T Jon Giesler, LB Hugh Green, TE Bruce Hardy, S Liffort Hobley, QB Ron Jaworski, TE Dan Johnson, LB Larry Kolic, NT Mike Lambrecht, CB Don McNeal, LB Scott Nicolas, CB Bruce Plummer, DE Chris Scott, LB Jackie Shipp, FB Chad Stark, C Dwight Stephenson, WR Jimmy Teal and CB Reyna Thompson.

PLAYERS SIGNED (11):

LB Dave Ahrens – signed on March 23
LB Greg Clark – signed on March 15 (from Chicago)
S Steve Gage – signed on February 13 (from Washington)
CB Ernest Gibson – signed on February 16 (from New England)
LB E.J. Junior – signed on February 25 (from Phoenix)
FB Marc Logan – signed on February 16 (from Cincinnati)
TE Jeff Markland – signed on April 1 (from Pittsburgh)
QB Brent Pease – signed on March 20 (from Houston)
RB Eric Starr – signed on March 31 (from Chicago)
DE Don Thorp – signed on April 1 (from Kansas City)
CB Bobby Watkins – signed on March 30 (from Detroit)

PLAYERS LOST (6):

FB Tony Burse – signed on April 1 (by Seattle)
QB Ron Jaworski – signed on April 1 (by Kansas City)
NT Mike Lambrecht – signed on March 15 (by N.Y. Jets)
CB Bruce Plummer – signed on March 31 (by Indianapolis)
LB Jackie Shipp – signed on March 21 (by L.A. Raiders)
CB Reyna Thompson – signed on March 30 (by N.Y. Jets)

1990

PLAYERS LEFT UNPROTECTED (19):

LB Dave Ahrens, LB Dana Batiste, FB Tom Brown, LB Bob Brudzinski, T Louis Cheek, LB Greg Clark, DE Jackie Cline, CB Ernest Gibson, T Jon Giesler, LB Hugh Green, RB Lorenzo Hampton, TE Bruce Hardy, G Greg Johnson, CB William Judson, LB Barry Krauss, T Ronnie Lee, CB Don McNeal, QB Cliff Stoudt and G Tom Toth.

PLAYERS SIGNED (9):

CB Donnie Elder – signed on March 29 (from Tampa Bay)
CB Kerry Glenn – signed on March 30 (from N.Y. Jets)
LB Stacy Harvey – signed on April 1 (from Kansas City)
RB Mark Higgs – signed on March 31 (from Philadelphia)
S Stevon Moore – signed on March 31 (from N.Y. Jets)

PLAYERS SIGNED (9):

LB Cliff Odom – signed on March 27 (from Indianapolis)
FB Tony Paige – signed on March 12 (from Detroit)
LB Mike Reichenbach – signed on March 30 (from Philadelphia)
DE Karl Wilson – signed on March 26 (from Phoenix)

PLAYERS LOST (11):

LB Dave Ahrens – signed on March 9 (by Seattle)
FB Tom Brown – signed on March 29 (by Washington)
T Louis Cheek – signed on March 29 (by Dallas)
LB Greg Clark – signed on April 1 (by Green Bay)
DE Jackie Cline – signed on March 29 (by Atlanta)
CB Ernest Gibson – signed on March 29 (by New England)
RB Lorenzo Hampton – signed on March 23 (by Denver)
G Greg Johnson – signed on March 3 (by Dallas)
CB William Judson – signed on March 29 (by Detroit)
T Ronnie Lee – signed on March 1 (by Atlanta)
G Tom Toth – signed on March 28 (by San Diego)

1991

PLAYERS LEFT UNPROTECTED (24):

S Stefan Adams, TE Greg Baty, DE John Bosa, WR Andre Brown, G Roy Foster, LB Rick Graf, S African Grant, RB Mark Higgs, S Liffort Hogley, WR Jim Jensen, LB E.J. Junior, TE Brian Kinchen, LB Barry Krauss, CB Paul Lankford, FB Garrett Limbrick, CB Michael McGruder, LB Cliff Odom, WR James Pruitt, LB Mike Reichenbach, WR Scott Schwedes, RB Troy Stadford, CB Rodney Thomas, CB Sean Vanhorse and DE Karl Wilson.

PLAYERS SIGNED (5):

LB Ned Bolcar – signed on March 26 (from Seattle)
LB Louis Cooper – signed on April 1 (from Kansas City)
DE Terry Price – signed on March 11 (from Chicago)
TE Eric Sievers – signed on March 18 (from New England)
RB Don Smith – signed on April 1 (from Buffalo)

PLAYERS LOST (2):

S Stefan Adams – signed on April 1 (by L.A. Raiders)
DE John Bosa – signed on March 15 (by N.Y. Jets)

PLAYERS LOST (10):

G Roy Foster – signed on March 18 (by San Francisco)
LB Rick Graf – signed on March 21 (by Houston)
TE Brian Kinchen – signed on April 1 (by Green Bay)
WR James Pruitt – signed on March 31 (by Minnesota)
RB Troy Stadford – signed on April 1 (by Kansas City)
CB Rodney Thomas – signed on March 21 (by L.A. Rams)
CB Sean Vanhorse – signed on March 20 (by Detroit)
DE Karl Wilson – signed on March 5 (by L.A. Rams)

1992

PLAYERS LEFT UNPROTECTED (25):

WR Fred Banks, TE Greg Baty, LB Louis Cooper, DE Donnie Gardner, CB Kerry Glenn, LB Hugh Green, LB John Grimsley, S Liffort Hogley, S Mike Iaquaniello, WR Jim Jensen, LB E.J. Junior, NT Chuck Klingbeil, CB Paul Lankford, FB Garrett Limbrick, RB Marc Logan, CB Bruce McNorton, S Stevon Moore, LB Cliff Odom, T James Parrish, DE Terry Price, CB Pat Ray, LB Mike Reichenbach, RB Don Smith, DE Pat Swoopes and WR Mike Williams.

PLAYERS SIGNED (6):

CB Bruce Alexander – signed on March 26 (from Detroit)
WR Robert Clark – signed on March 19 (from Detroit)
DE Tim Downing – signed on February 28 (from N.Y. Giants)
LB Brian Jones – signed on April 1 (from Indianapolis)
NT Gerald Nichols – signed on March 31 (from Tampa Bay)
FB James Saxon – signed on March 17 (from Kansas City)

PLAYERS LOST (6):

DE Donnie Gardner – signed on March 3 (by N.Y. Jets)
RB Marc Logan – signed on April 1 (by San Francisco)
S Stevon Moore – signed on March 25 (by Cleveland)
T James Parrish – signed on February 21 (by San Diego)
DE Terry Price – signed on April 1 (by San Diego)
LB Mike Reichenbach – signed on April 1 (by San Francisco)

**bold indicates made active roster*

UNRESTRICTED FREE AGENCY

1992

PLAYERS SIGNED (1):

TE Keith Jackson – signed on September 29 (from Philadelphia)

1993

PLAYERS SIGNED (4):

FB Keith Byars – signed on July 15 (from Philadelphia)
DT Mike Golic – signed on June 8 (from Philadelphia)
T Ron Heller – signed on April 20 (from Philadelphia)
WR Mark Ingram – signed on March 18 (from N.Y. Giants)

PLAYERS LOST (4):

WR Mark Clayton – signed on June 4 (by Green Bay)
TE Ferrell Edmunds – signed on March 12 (by Seattle)
G Harry Galbreath – signed on March 23 (by Green Bay)
QB Scott Secules – signed on March 22 (by New England)

1994

PLAYERS SIGNED (5):

P Jim Arnold – signed on April 25 (from Detroit)
S Gene Atkins – signed on February 18 (from New Orleans)
CB Tyrone Braxton – signed on May 13 (from Denver)
QB Bernie Kosar – signed on April 13 (from Dallas)
S Michael Stewart – signed on March 9 (from L.A. Rams)

PLAYERS LOST (5):

DE David Griggs – signed on March 24 (by San Diego)
DE Jeff Hunter – signed on April 25 (by Tampa Bay)
QB Scott Mitchell – signed on March 6 (by Detroit)
S Louis Oliver – signed on March 15 (by Cincinnati)
C Jeff Uhlenhake – signed on April 23 (by New Orleans)

1995

PLAYERS SIGNED (4):

TE Eric Green – signed on March 10 (from Pittsburgh)
WR Randal Hill – signed on March 7 (from Arizona)
QB Dan McGwire – signed on April 24 (from Seattle)

PLAYERS LOST (6):

RB Aaron Craver – signed on March 10 (by Denver)
C Jeff Dellenbach – signed on March 8 (by New England)
RB Cleveland Gary – signed on May 8 (by St. Louis)
S Chris Green – signed on June 5 (by Buffalo)
RB James Saxon – signed on June 19 (by Kansas City)
DT Craig Veasey – signed on June 2 (by Houston)

1996

PLAYERS SIGNED (6):

CB Robert Bailey – signed on March 7 (from Dallas)
WR Fred Barnett – signed on March 12 (from Philadelphia)
QB Mike Buck – signed on April 11 (from Arizona)

1996

PLAYERS SIGNED (6):

C Cal Dixon – signed on April 16 (from N.Y. Jets)
WR Charles Jordan – signed on March 13 (from Green Bay)
DE Daniel Stubbs – signed on April 4 (from Philadelphia)

PLAYERS LOST (4):

DE Marco Coleman – signed on March 7 (by San Diego)
LB Bryan Cox – signed on February 22 (by Chicago)
WR Irving Fryar – signed on March 19 (by Philadelphia)
CB Troy Vincent – signed on March 2 (by Philadelphia)

1997

PLAYERS SIGNED (4):

WR Lawrence Dawsey – signed on March 24 (from N.Y. Giants)
S Corey Harris – signed on March 17 (from Seattle)
TE Walter Reeves – signed on March 21 (from San Diego)
S George Teague – signed on March 20 (from Dallas)

PLAYERS LOST (1):

WR Randal Hill – signed on May 28 (by New Orleans)

1998

PLAYERS SIGNED (2):

G Kevin Donnalley – signed on February 17 (from Tennessee)
S Brock Marion – signed on March 3 (from Dallas)

PLAYERS LOST (3):

WR Qadry Ismail – signed on March 3 (by New Orleans)
G Everett McIver – signed on February 23 (by Dallas)
FB Roosevelt Potts – signed on February 26 (by Baltimore)

1999

PLAYERS SIGNED (4):

TE Hunter Goodwin – signed to offer sheet as a restricted free agent on April 8 (Minnesota declined to match offer sheet on April 9)
CB Greg Jeffries – signed on February 18 (from Detroit)
DE Rich Owens – signed on March 16 (from Washington)
FB Roosevelt Potts – signed on April 1 (from Baltimore)

PLAYERS LOST (2):

TE Frank Wainright – signed on February 26 (by Baltimore)
P Klaus Wilmsmeyer – signed on April 1 (by Carolina)

2000

PLAYERS SIGNED (4):

QB Jay Fiedler – signed on February 17 (from Jacksonville)
LB Scott Galyon – signed on February 29 (from N.Y. Giants)
G Heath Irwin – signed on February 29 (from New England)
S Brian Walker – signed on February 16 (from Seattle)

PLAYERS LOST (3):

P Tom Hutton – signed on May 16 (by Green Bay)
FB Stanley Pritchett – signed on March 14 (by Philadelphia)
S Shawn Wooden – signed on March 10 (by Chicago)

2001

PLAYERS SIGNED (6):

CB Terry Cousin – signed on March 15 (from Atlanta)
QB Ray Lucas – signed offer sheet on March 9 (from N.Y. Jets). Jets declined to match offer sheet on March 16.
WR James McKnight – signed on March 16 (from Dallas)
G Todd Perry – signed on March 3 (from Chicago)
T Marcus Spriggs – signed on April 19 (from Buffalo)
WR Dedric Ward – signed on April 18 (from N.Y. Jets)

PLAYERS LOST (7):

DE Trace Armstrong – signed on March 5 (by Oakland)
G Kevin Donnalley – signed on March 16 (by Carolina)
WR Bert Emanuel – signed on March 30 (by New England)
LB Larry Izzo – signed on March 6 (by New England)

PLAYERS LOST (7):

DE Rich Owens – signed on April 9 (by Kansas City)
CB Terrance Shaw – signed on March 23 (by New England)
T Richmond Webb – signed on April 30 (by Cincinnati)

2002

PLAYERS SIGNED (1):

DT Larry Chester – signed on March 5 (from Carolina)

PLAYERS LOST (7):

DE Lorenzo Bromell – signed on April 12 (by Minnesota)
CB Terry Cousin – signed on March 19 (by Carolina)
T Spencer Folau – signed on April 12 (by New Orleans)
DE Kenny Mixon – signed on March 12 (by Minnesota)
RB Lamar Smith – signed on March 25 (by Carolina)
P Matt Turk – signed on April 22 (by N.Y. Jets)
S Brian Walker – signed on March 5 (by Detroit)

2003

PLAYERS SIGNED (6):

TE Marco Battaglia – signed on March 25 (from Pittsburgh)
CB Terrell Buckley – signed on March 13 (from New England)
S Sammy Knight – signed on May 13 (from New Orleans)
KR Charlie Rogers – signed on April 11 (from Buffalo)
WR Derrius Thompson – signed on March 8 (from Washington)
DT Jeff Zgonina – signed on March 31 (from St. Louis)

PLAYERS LOST (6):

TE Desmond Clark – signed on March 3 (by Chicago)
DT Jermaine Haley – signed offer sheet on April 18 (by Washington). Dolphins declined to match offer sheet on April 25
CB Paul Miranda – signed on June 3 (by Oakland)
T Brent Smith – signed on May 6 (by N.Y. Jets)
T Marcus Spriggs – signed on June 3 (by Green Bay)
TE Jed Weaver – signed on March 14 (by San Francisco)

2004

PLAYERS SIGNED (9):

x-S Chris Akins – signed on March 5 (from New England)
S Antuan Edwards – signed on April 12 (from Green Bay)
CB Reggie Howard – signed on March 5 (from Carolina)
G Jeno James – signed on March 5 (from Carolina)
TE John Jones – signed on March 29 (from Baltimore)
T Damien McIntosh – signed on March 16 (from San Diego)
RB Sammy Morris – signed on March 12 (from Buffalo)
T John St. Clair – signed on March 12 (from St. Louis)
WR Terrence Wilkins – signed on March 16 (from Indianapolis)

PLAYERS LOST (4):

FB Obafemi Ayanbadejo – signed on March 6 (by Arizona)
CB Terrell Buckley – signed on June 8 (by New England)
LB Tommy Hendricks – signed on March 8 (by Jacksonville)
T Todd Wade – signed on March 4 (by Houston)

x - injured reserve '04

2005

PLAYERS SIGNED (6):

T Damien Cook – signed on March 21 (from Cleveland)
FB Heath Evans – signed on March 17 (from Seattle)
QB Gus Frerotte – signed on March 17 (from Minnesota)
T Stockar McDougle – signed on March 15 (from Detroit)
LB Donnie Spragan – signed on March 11 (from Denver)
S Travares Tillman – signed on March 4 (from Carolina)

PLAYERS LOST (3):

LB Morlon Greenwood – signed on March 3 (by Houston)
S Sammy Knight – signed on March 11 (by Kansas City)
DT Bryan Robinson – signed on March 14 (by Cincinnati)

2006

PLAYERS SIGNED (11):

CB Will Allen - signed on March 20 (from N.Y. Giants)
FB Fred Beasley - signed on March 27 (from San Francisco)
S Deke Cooper - signed on April 5 (from Jacksonville)
CB André Goodman - signed on March 13 (from Detroit)
TE Keith Heinrich - signed on May 15 (from Cleveland)
DB Renaldo Hill - signed on March 17 (from Oakland)
LB Sedrick Hodge - signed on March 13 (from New Orleans)
LB Keith Newman - signed on May 15 (from Minnesota)
T Mike Pearson - signed on May 1 (from Jacksonville)
TE Justin Peelle - signed on March 20 (from San Diego)
T L.J. Shelton - signed on March 13 (from Cleveland)

PLAYERS LOST (4):

WR Bryan Gilmore - signed on March 14 (by San Francisco)
T Stockar McDougle - signed on March 16 (by Jacksonville)
QB Sage Rosenfels - signed on March 12 (by Houston)
CB Kiwaukee Thomas - signed on April 5 (by Buffalo)

2007

PLAYERS SIGNED (6):

K Jay Feely - signed on March 8 (from N.Y. Giants)
WR Az-Zahir Hakim - signed on March 22 (from San Diego)
G Chris Liwinski - signed on March 22 (from Arizona)
TE David Martin - signed on March 5 (from Green Bay)
FB Cory Schlesinger - signed on March 15 (from Detroit)
S Cameron Worrell - signed on March 8 (from Chicago)

PLAYERS LOST (7):

FB Darian Barnes - signed on March 8 (by N.Y. Jets)
DE David Bowers - signed on April 2 (by N.Y. Jets)
G Toniu Fonoti - signed on March 15 (by Atlanta)
T Damion McIntosh - signed on March 3 (by Kansas City)
RB Travis Minor - signed on March 9 (by St. Louis)
RB Sammy Morris - signed on March 3 (by New England)
DT Jeff Zgonina - signed on March 15 (by Houston)

2008

PLAYERS SIGNED (10):

LB Charlie Anderson - signed on March 1 (from Houston)
S Chris Crocker - signed on March 31 (from Atlanta)
S Keith Davis - signed on March 11 (from Dallas)
CB Nathan Jones - signed on March 14 (from Dallas)
QB Josh McCown - signed on March 1 (from Oakland)
TE Sean Ryan - signed on February 29 (from N.Y. Jets)
G Justin Smiley - signed on March 1 (from San Francisco)
DE Randy Starks - signed on March 1 (from Tennessee)
LB Reggie Torbor - signed on March 1 (from N.Y. Giants)
WR Ernest Wilford - signed on February 29 (from Jacksonville)

PLAYERS LOST (4):

RB Jesse Chatman - signed on March 11 (by N.Y. Jets)
G Rex Hadnot - signed on March 11 (by Cleveland)
QB Cleo Lemon - signed on March 1 (by Jacksonville)
LB Derrick Pope - signed on March 14 (by Minnesota)

2009

PLAYERS SIGNED (3):

G Joe Berger - signed on February 27 (from Dallas)
C Jake Grove - signed on March 3 (from Oakland)
CB Eric Green - signed on March 12 (from Arizona)

PLAYERS LOST (3):

CB André Goodman - signed on March 1 (by Denver)
CB Renaldo Hill - signed on February 27 (by Denver)
C Al Johnson - signed on March 16 (by New England)

2010

PLAYERS SIGNED (2):

LB Karlos Dansby - signed on March 5 (from Arizona)
G Richie Incognito - signed on March 17 (from Buffalo)

PLAYERS LOST (2):

CB Nate Jones - signed on March 6 (by Denver)
LB Jason Taylor - signed on April 20 (by N.Y. Jets)

2011

PLAYERS SIGNED (5):

LB Kevin Burnett - signed on July 30 (from San Diego)
DT Ronald Fields - signed on July 31 (from Denver)
QB Matt Moore - signed on July 29 (from Carolina)
LB Jason Trusnik - signed on July 29 (from Cleveland)
T Ray Willis - signed on August 6 (from Seattle)

PLAYERS LOST (4):

RB Ronnie Brown - signed on August 2 (by Philadelphia)
T Pat McQuistan - signed on August 8 (by Tennessee)
QB Tyler Thigpen - signed on July 29 (by Buffalo)
RB Ricky Williams - signed on August 8 (by Baltimore)

2012

PLAYERS SIGNED (6):

LB Gary Guyton - signed on April 17 (from New England)
T Artis Hicks - signed on March 16 (from Cleveland)
S Tyrell Johnson - signed on April 5 (from Minnesota)
CB Richard Marshall - signed on March 15 (from Arizona)
WR Legedu Naanee - signed on April 17 (from Carolina)
LB Jamaal Westerman - signed on March 20 (from N.Y. Jets)

PLAYERS LOST (5):

CB Will Allen - signed on March 21 (by New England)
S Yermiah Bell - signed on May 18 (by N.Y. Jets)
QB Chad Henne - signed on March 15 (by Jacksonville)
DE Kendall Langford - signed on March 17 (by St. Louis)
LB Marvin Mitchell - signed on April 17 (by Minnesota)

2013

PLAYERS SIGNED (8):

LB Dannel Ellerbe - signed on March 13 (from Baltimore)
WR Brandon Gibson - signed on March 15 (from St. Louis)
TE Dustin Keller - signed on March 15 (from N.Y. Jets)
G Lance Louis - signed on March 27 (from Chicago)
WR Mike Wallace - signed on March 12 (from Pittsburgh)
LB Philip Wheeler - signed on March 13 (from Oakland)
DT Vaughn Martin - signed on March 28 (from San Diego)
CB Brent Grimes - signed on March 30 (from Atlanta)

PLAYERS LOST (6):

RB Reggie Bush - signed on March 13 (by Detroit)
TE Anthony Fasano - signed on March 13 (by Kansas City)
K Nate Kaeding - signed on April 2 (by Tampa Bay)
T Jake Long - signed on March 17 (by St. Louis)
DT Tony McDaniel - signed by March 28 (by Seattle)
CB Sean Smith - signed on March 14 (by Kansas City)

2014

PLAYERS SIGNED (6):

T Branden Albert - signed on March 12 (from Kansas City)
T Jason Fox - signed on April 2 (from Detroit)
DT Earl Mitchell - signed on March 12 (from Houston)
RB Knowshon Moreno - signed on March 28 (from Denver)
G Shelley Smith - signed on March 18 (from St. Louis)
WR Damian Williams - signed on April 11 (from Tennessee)

PLAYERS LOST (6):

CB Nolan Carroll - signed on March 13 (by Philadelphia)
S Chris Clemons - signed on March 28 (by Houston)

PLAYERS LOST (6):

G John Jerry - signed on March 21 (by NY Giants)
CB Christopher Owens - signed on March 21 (by Kansas City)
DT Paul Soliai - signed on March 11 (by Atlanta)
LB Austin Spitzer - signed on June 20 (by Baltimore)

2015**PLAYERS SIGNED (8):**

CB Zack Bowman - signed on April 13 (from Chicago)
TE Jordan Cameron - signed on March 12 (from Cleveland)
G/T Jeff Linkenbach - signed on April 22 (from Kansas City)
CB Brice McCain - signed on March 11 (from Pittsburgh)
C/G Jacques McClendon - signed on April 22 (from Jacksonville)
DT C.J. Mosley - signed on June 10 (from Detroit)
LB Spencer Paysinger - signed on April 2 (from N.Y. Giants)
DT Ndamukong Suh - signed on March 11 (from Detroit)

PLAYERS LOST (5):

TE Charles Clay - signed on March 18 (by Buffalo)
DT Jared Odrick - signed on March 11 (by Jacksonville)
RB Daniel Thomas - signed on June 18 (by Chicago)
LB Jason Trusnik - signed on March 31 (by Carolina)
CB/S Jimmy Wilson - signed on March 13 (by San Diego)

2016**PLAYERS SIGNED (3):**

S Isa Abdul-Quddus - signed March 11 (from Detroit)
DE Andre Branch - signed on March 16 (from Jacksonville)
T Sam Young - signed on March 11 (from Jacksonville)

PLAYERS LOST (4):

WR Rishard Matthews - signed on March 10 (by Tennessee)
RB Lamar Miller - signed on March 10 (by Houston)
DE Derrick Shelby - signed on March 10 (by Atlanta)
DE Olivier Vernon - signed on March 10 (by N.Y. Giants)

2017**PLAYERS SIGNED (5):**

S Nate Allen - signed on March 10 (from Oakland)
TE Anthony Fasano - signed on March 9 (from Tennessee)
C/G Ted Larsen - signed on March 10 (from Chicago)
S T.J. McDonald - signed on March 31 (from L.A. Rams)
LB Lawrence Timmons - signed on March 10 (from Pittsburgh)

PLAYERS LOST (3):

LB Jelani Jenkins - signed on March 20 (by Oakland)
TE Dion Sims - signed on March 10 (by Chicago)
QB T.J. Yates - signed on April 10 (by Buffalo)

2018**PLAYERS SIGNED (6):**

WR Danny Amendola - signed on March 15 (from New England)
LB Terence Garvin - signed on April 11 (from Seattle)
RB Frank Gore - signed on March 23 (from Indianapolis)
QB Brock Osweiler - signed on March 23 (from Denver)
G Josh Sitton - signed on March 16 (from Chicago)
WR Albert Wilson - signed on March 15 (from Kansas City)

PLAYERS LOST (5):

G/T Jermon Bushrod - signed on March 20 (by New Orleans)
DE Terrence Fede - signed on April 4 (by Buffalo)
K Cody Parkey - signed on March 14 (by Chicago)
S Michael Thomas - signed on March 26 (by N.Y. Giants)
RB Damien Williams - signed on March 22 (by Kansas City)

2019**PLAYERS SIGNED (2):**

QB Ryan Fitzpatrick - signed on March 18 (from Tampa Bay)
CB Eric Rowe - signed on March 14 (from New England)

PLAYERS LOST (6):

RB Brandon Bolden - signed on March 14 (by New England)
RB Frank Gore - signed on March 14 (by Buffalo)
T Ja'Wuan James - signed on March 15 (by Denver)
C Wesley Johnson - signed on May 7 (by San Francisco)
RB Senorise Perry - signed on March 28 (by Buffalo)
DE Cameron Wake - signed on March 15 (by Tennessee)

2020**PLAYERS SIGNED (11):**

S Clayton Fejedelem - signed on March 21 (from Cincinnati)
S Kavon Frazier - signed on April 27 (from Dallas)
G Ereck Flowers - signed on March 21 (from Washington)
LB Kamu Grugier-Hill - signed on March 21 (from Philadelphia)
RB Jordan Howard - signed on March 21 (from Philadelphia)
CB Byron Jones - signed on March 21 (from Dallas)
C Ted Karras - signed on March 21 (from New England)
DE Shaq Lawson - signed on March 21 (from Buffalo)
DE Emmanuel Ogbah - signed on March 21 (from Kansas City)
LB Elandon Roberts - signed on March 21 (from New England)
LB Kyle Van Noy - signed on March 21 (from New England)

PLAYERS LOST (1):

C/G Evan Boehm - signed on April 14 (by Buffalo)

2021**PLAYERS SIGNED (10):**

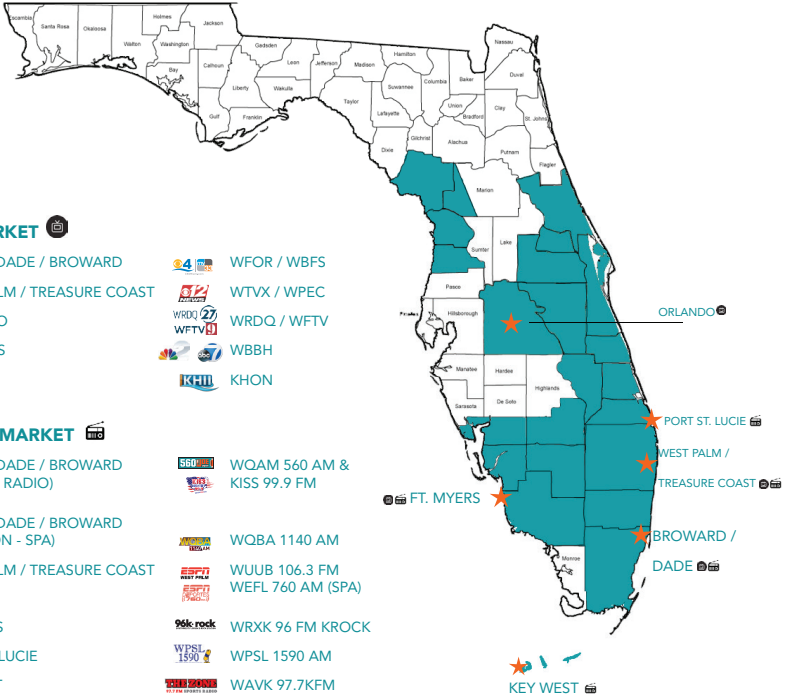
QB Jacoby Brissett - signed on March 18 (from Indianapolis)
RB Malcolm Brown - signed on March 18 (from L.A. Rams)
DL Adam Butler - signed on March 18 (from New England)
TE Cethan Carter - signed on March 18 (from Cincinnati)
OL D.J. Fluker - signed on April 20 (from Baltimore)
WR William Fuller V - signed on March 20 (from Houston)
DT John Jenkins - signed on April 2 (from Chicago)
LB Duke Riley - signed on March 22 (from Philadelphia)
LB Brennan Scarlett - signed on March 22 (from Houston)
C Matt Skura - signed on March 19 (from Baltimore)

PLAYERS LOST (6):

RB Matt Breida - signed on March 29 (by Buffalo)
T Juliën Davenport - signed on March 29 (by Indianapolis)
QB Ryan Fitzpatrick - signed on March 18 (by Washington)
LB Kamu Grugier-Hill - signed on March 23 (by Houston)
P Matt Haack - signed on March 18 (by Buffalo)
C Ted Karras - signed on March 19 (by New England)

**bold indicates made active roster*

DOLPHINS ON THE AIR



DOLPHINS RADIO NETWORK



Miami's Sports Radio AM 560 The Joe WQAM is the official English flagship radio partner of the franchise. In addition, all Dolphins games are simulcast on Kiss Country 99.9 "South Florida's Original Country Station" and feature expanded pre-, halftime and postgame shows. The games also can be heard on Dolphins.com and throughout South and Central Florida on a variety of stations that make up the Miami Dolphins Radio Network.

The English radio broadcast team on Sports Radio AM 560 The Joe WQAM consists of former wide receiver Jimmy Cefalo handling the play-by-play duties with former tight end Joe Rose and Hall of Fame defensive end Jason Taylor providing the game analysis. Fellow alumnus Kim Bokamper will join the broadcast team giving perspective on the on-field action.



From L-R: Joe Rose, Jimmy Cefalo, Jason Taylor and Kim Bokamper

Univision Deportes Radio 1140 AM is the Dolphins official Spanish radio broadcast partner for all preseason, regular season and playoff games, with Roly Martin handling the play-by-play and Eduardo Martell providing the game analysis. WQBA 1140 AM additionally airs a pregame show and postgame show.



Roly Martin (L) and Eduardo Martell (R)

2021 MIAMI DOLPHINS RADIO NETWORKS

LOCATION	NETWORK	LOCATION	NETWORK
Fort Lauderdale	WQAM 560 AM	Miami	KISS 99.9 FM
Fort Lauderdale	KISS 99.9 FM	Miami	WQBA 1140 AM (Spanish)
Fort Myers	WRXK 96 FM	Port St. Lucie	WPSL 1590 AM
Key West	WAVK 97.7 FM	West Palm Beach	ESPN 106.3 FM
Miami	WQAM 560 AM	West Palm Beach	Deportes Radio 760 AM (Spanish)

ALL-TIME RADIO BROADCAST TEAMS

ENGLISH RADIO

YEAR	STATION	PLAY-BY-PLAY	COLOR	COLOR/SIDELINE
2020	WQAM (560) KISS (99.9)	Jimmy Cefalo	Joe Rose	Jason Taylor Kim Bokamper
2019	WQAM (560) KISS (99.9)	Jimmy Cefalo	Joe Rose	Bob Griese Kim Bokamper
2018	WQAM (560) KISS (99.9)	Jimmy Cefalo	Joe Rose	Bob Griese Kim Bokamper
2017	WQAM (560) KISS (99.9)	Jimmy Cefalo	Joe Rose	Bob Griese Kim Bokamper
2016	WQAM (560) KISS (99.9)	Jimmy Cefalo	Joe Rose	Bob Griese Kim Bokamper
2015	WBG (105.9) WINZ (940)	Jimmy Cefalo	Joe Rose	Bob Griese Kim Bokamper
2014	WBG (105.9) WINZ (940)	Jimmy Cefalo	Joe Rose	Bob Griese Keith Sims/Kim Bokamper
2013	WBG (105.9) WINZ (940)	Jimmy Cefalo	Joe Rose	Bob Griese Keith Sims/Kim Bokamper
2012	WBG (105.9) WINZ (940)	Jimmy Cefalo	Joe Rose	Bob Griese Keith Sims/Kim Bokamper
2011	WBG (105.9) WINZ (940)	Jimmy Cefalo	Joe Rose	Bob Griese
2010	WBG (105.9) WINZ (940)	Jimmy Cefalo#	Joe Rose	Jim Mandich
2009	WQAM (560)	Jimmy Cefalo	Joe Rose	Jim Mandich
2008	WQAM (560)	Jimmy Cefalo	Joe Rose	Jim Mandich
2007	WQAM (560)	Jimmy Cefalo	Joe Rose	Jim Mandich
2006	The Ticket (790)	Jimmy Cefalo	Joe Rose	Nat Moore
2005	The Ticket (790)	Jimmy Cefalo	Joe Rose	Nat Moore
2004	WQAM (560)	Howard David	Jim Mandich	
2003	WQAM (560)	Howard David	Jim Mandich	
2002	WQAM (560)	Howard David	Jim Mandich	
2001	WQAM (560)	Bill Zimpfer	Jim Mandich	
2000	WQAM (560)	Bill Zimpfer	Jim Mandich	
1999	WQAM (560)	Bill Zimpfer	Jim Mandich	
1998	WQAM (560)	Bill Zimpfer	Jim Mandich	
1997	WQAM (560)	Bill Zimpfer	Jim Mandich	
1996	WIOD (610)	Bill Zimpfer	Jim Mandich	
1995	WIOD (610)	Bill Zimpfer	Jim Mandich	

ALL-TIME RADIO BROADCAST TEAMS

ENGLISH RADIO

YEAR	STATION	PLAY-BY-PLAY	COLOR	COLOR/SIDELINE
1994	WIOD (610)	Bill Zimpfer	Jim Mandich	
1993	WIOD (610)	Rick Weaver	Jim Mandich	
1992	WIOD (610)	Rick Weaver	Jim Mandich*	
1991	WIOD (610)	Rick Weaver	Hank Goldberg	
1990	WIOD (610)	Rick Weaver	Hank Goldberg	
1989	WIOD (610)	Rick Weaver	Hank Goldberg	
1988	WIOD (610)	Rick Weaver	Hank Goldberg	Brian Robbie
1987	WIOD (610)	Rick Weaver	Hank Goldberg	Barry Buetel/Brian Robbie
1986	WIOD (610)	Rick Weaver	Hank Goldberg	Joe Zagacki
1985	WIOD (610)	Rick Weaver	Hank Goldberg	Henry Barrow
1984	WIOD (610)	Rick Weaver	Hank Goldberg	Henry Barrow
1983	WIOD (610)	Rick Weaver	Hank Goldberg	Henry Barrow
1982	WIOD (610)	Rick Weaver	Hank Goldberg	Henry Barrow
1981	WIOD (610)	Rick Weaver	Hank Goldberg	Henry Barrow
1980	WIOD (610)	Rick Weaver	Hank Goldberg	Henry Barrow
1979	WIOD (610)	Rick Weaver	Hank Goldberg	Henry Barrow
1978	WIOD (610)	Rick Weaver	Hank Goldberg	Henry Barrow
1977	WIOD (610)	Rick Weaver	Larry King	Henry Barrow
1976	WIOD (610)	Rick Weaver	Al Minter	Henry Barrow
1975	WIOD (610)	Rick Weaver	Karl Noonan	Henry Barrow
1974	WIOD (610)	Rick Weaver	Karl Noonan	Henry Barrow
1973	WIOD (610)	Rick Weaver	Freddie Woodson	Henry Barrow
1972	WIOD (610)	Rick Weaver	Lou Creekmur	Henry Barrow
1971	WIOD (610)	Rick Weaver	Larry King	Henry Barrow
1970	WIOD (610)	Joe Croghan	Larry King	Henry Barrow
1969	WIOD (610)	Bob Gallagher	Henry Barrow	
1968	WIOD (610)	Bob Gallagher	Henry Barrow	
1967	WIOD (610)	Bob Gallagher	Henry Barrow	
1966	WIOD (610)	Bob Gallagher**	Henry Barrow	

Dick Stockton was the play-by-play caller for games against New England on October 4, 2010 and Chicago on November 18, 2010.

* Goldberg was replaced following the 1992 season opener in Cleveland by Mandich.

** Mel Allen and Red Barber also did play-by-play for the Miami Dolphins' inaugural season in 1966.

SPANISH RADIO

YEAR	STATION	PLAY-BY-PLAY	COLOR	COLOR/SIDELINE
2020	WQBA (1140)	Roly Martin	Eduardo Martell	
2019	WQBA (1140)	Roly Martin	Eduardo Martell	
2018	WQBA (1140)	Roly Martin	Eduardo Martell	
2017	WQBA (1140)	Raul Striker Jr.	Eduardo Martell	
2016	WNMA (1210)	Raul Striker Jr.	Eduardo Martell#	
2015	WNMA (1210)	Raul Striker Jr.	Eduardo Martell	
2014	WQBA (1140)	Raul Striker Jr.	Roly Martin*	
2013	WQBA (1140)	Raul Striker Jr.	Joaquin Duro	
2012	WQBA (1140)	Raul Striker Jr.	Joaquin Duro	
2011	WQBA (1140)	Rafael Hernandez Brito**	Raul Striker Jr.	
2010	WQBA (1140)	Rafael Hernandez Brito	Raul Striker Jr.	
2009	WSUA (1260)	Roly Martin	Raul Striker Jr.	
2008	WSUA (1260)	Roly Martin	Raul Striker Jr.	
2007	WSUA (1260)	Roly Martin	Raul Striker Jr.	
2006	WSUA (1260)	Rene Giraldo	Roly Martin	
2005	WSUA (1260)	Rene Giraldo	Roly Martin	
2004	WSUA (1260)	Rene Giraldo	Roly Martin	
2003	Radio Unica (1210)	Rene Giraldo	Roly Martin	
2002	Radio Unica (1210)	Rene Giraldo	Roly Martin	
2001	Radio Unica (1210)	Rene Giraldo	Roly Martin	
2000	WQBA (1140)	Rene Giraldo	Roly Martin	
1999	WQBA (1140)	Rene Giraldo	Roly Martin	
1998	WQBA (1140)	Rene Giraldo	Roly Martin	
1997	WQBA (1140)	Rene Giraldo	Roly Martin	
1996	WCMQ (1210)	Rene Giraldo	Roly Martin	
1995	WCMQ (1210)	Rene Giraldo	Roly Martin	
1994	WQBA (1140)	Rene Giraldo	Eduardo Lujan	Roly Martin
1993	WQBA (1140)	Rene Giraldo	Eduardo Lujan	Roly Martin
1992	WQBA (1140)	Rene Giraldo	Eduardo Lujan	Roly Martin
1991	WQBA (1140)	Rene Giraldo	Eduardo Lujan	Roly Martin
1990	WQBA (1140)	Rene Giraldo	Eduardo Lujan	Roly Martin
1989	WQBA (1140)	Rene Giraldo	Eduardo Lujan	Roly Martin
1988	WQBA (1140)	Rene Giraldo	Eduardo Lujan	Roly Martin
1987	WQBA (1140)	Rene Giraldo	Eduardo Lujan	Roly Martin

SPANISH RADIO

YEAR	STATION	PLAY-BY-PLAY	COLOR	COLOR/SIDELINE
1986	WQBA (1140)	Rene Giraldo	Eduardo Lujan	Roly Martin
1985	WQBA (1140)	Rene Giraldo	Eduardo Lujan	Roly Martin
1984	WQBA (1140)	Jorge Cunill	Rene Giraldo	Eduardo Lujan
1983	WQBA (1140)	Jorge Cunill	Rene Giraldo	Eduardo Lujan
1982	WQBA (1140)	Jorge Cunill	Rene Giraldo	Eduardo Lujan

Sebastian Martinez-Christensen replaced Eduardo Martell for the Spanish broadcast for the Dolphins game at Baltimore on Dec. 4, 2016.

* Joaquin Duro replaced Roly Martin for the Spanish broadcast for Dolphins games at Detroit on Nov. 9, 2014 and at Denver on Nov. 23, 2014.

** Mike Marchant replaced Rafael Hernandez Brito for the Spanish broadcast for Dolphins games against Buffalo on Nov. 20, 2011, Oakland on Dec. 4, 2011 and the N.Y. Jets on Jan. 1, 2012.

PRESEASON TELEVISION

WFOR CBS4 returns as the preseason home of the Dolphins for the 25th consecutive season and will broadcast Miami's preseason contests at Chicago (Saturday, Aug. 14) and vs. Atlanta (Saturday, Aug. 21) on WFOR/WBFS in the Dade-Broward and Monroe counties. The preseason game at Cincinnati (Sunday, Aug. 29) will air nationally on CBS.



Dolphins Hall of Fame defensive end/linebacker Jason Taylor will once again serve as an analyst for Dolphins preseason broadcasts. He'll be joined in 2021 by Steve Goldstein, who will call play-by-play and Kim Bokamper, who will continue to serve as the sideline reporter.

Taylor is a first-ballot Hall of Famer, becoming just the second Dolphins defensive player (Nick Buoniconti) to be elected into the Pro Football Hall of Fame. He finished his career with 139.5 sacks, which was sixth-most in NFL history at the time of his retirement following the 2011 season. Taylor's nine defensive touchdowns are the most in NFL history by a defensive lineman or linebacker. He was named the Walter Payton NFL Man of the Year in 2007 and earned three first-team All-Pro selections (2000, 2002 and 2006) and six Pro Bowl nods (2000, 2002, 2004-07).

It will be Taylor's second season on the preseason television crew after he joined the broadcast team in 2019 (there were no preseason games in 2020). Taylor also serves as an analyst on the Miami Dolphins Radio Network and is the defensive coordinator for the two-time defending state champion St. Thomas Aquinas High School in Fort Lauderdale.

Goldstein has been the television play-by-play voice of the Florida Panthers since 2007. He has covered four Winter Olympics for CBS Radio/Westwood One, including hockey play-by-play at the 2014 Sochi and 2010 Vancouver games. Additionally, Goldstein has covered numerous Super Bowls and Stanley Cup Finals for Westwood One and the US Open for USTA, ESPN and the Tennis Channel.

A familiar voice in South Florida, Goldstein is currently an anchor for WFOR CBS4 and hosted pre- and post-game shows for the Miami Dolphins Radio Network from 1995-2004 and 2012-15. He's also hosted morning shows on Miami's Sports Radio AM 560 The Joe WQAM and 940 WINZ.


Bokamper began his career with the Miami Dolphins in 1976 as the team's first round draft pick. During his 10 years with the Dolphins, he played both linebacker and defensive end, earning Pro Bowl recognition in 1980 as a linebacker. In addition to his sideline duties, Bokamper appears on Dolphins podcasts and hosts the "Coach Brian Flores Show."



STEVE GOLDSTEIN



JASON TAYLOR



KIM BOKAMPER

Phins & phire.

Get the game-day favorites for your tailgate at Publix. Visit publix.com/dolphins to find recipes, order subs & platters, and more.



Official Supermarket
of the Miami Dolphins



DISCOVER
YOUR
RHYTHM.



Escape the everyday and indulge yourself in a truly extraordinary getaway with limitless possibilities.

1 Seminole Way, Hollywood, FL 33314 | [HardRockHollywood.com](https://www.HardRockHollywood.com) | [#DiscoverYourRhythm](https://twitter.com/DiscoverYourRhythm)

