



2021-22

COLORADO MAMMOTH

MEDIA GUIDE

OF THE LOUD HOUSE • RETURN OF





TABLE OF CONTENTS

2021-22 Broadcast Schedule	3
Game Night Themes	4
Media Information	5
Mammoth Directory.....	6
Owner.....	7
Governor	8
KSE Executive Staff	9
Executive Staff	10
Coaching Staff	11
Making The Mammoth	12
Mammoth Players	13-28
Colorado Mammoth Rookies	29
Mammoth Trade & Free Agent Aquisitions	30
Pronunciation Guide.....	31
Record Book.....	32-70
NLL Directory	71
2021-22 Season Schedule.....	72



2021-22 SCHEDULE

DATE	TIME	OPPONENT	HOME/AWAY	TV INFO
Sat, Dec. 4	5:00 PM	Georgia	Away	Altitude 2, ESPN+
Sat, Dec. 11	6:30 PM	San Diego	Home	ESPN News
Fri, Dec. 17	7:30 PM	Panther City	Away	Altitude 2, ESPN+
Fri, Dec. 31	6:00 PM	New York	Home	Altitude 2, ESPN+
Fri, Jan. 7	8:30 PM	Vancouver	Away	Altitude 2, ESPN+
Sat, Jan. 29	7:00 PM	Vancouver	Home	Altitude TV, ESPN+
Sat, Feb. 5	7:00 PM	Calgary	Home	Altitude TV, ESPN+
Sat, Feb. 12	7:00 PM	Calgary	Away	Altitude 2, ESPN+
Sun, Feb 20	3:00 PM	Saskatchewan	Home	Altitude TV, ESPN+
Sat, Feb. 26	7:30 PM	Saskatchewan	Away	Altitude TV, ESPN+
Fri, Mar. 11	7:30 PM	Panther City	Home	Altitude TV, ESPN+
Fri, Mar. 18	7:30 PM	Vancouver	Home	Altitude TV, ESPN+
Sat, March 19	8:00 PM	San Diego	Away	Altitude 2, ESPN+
Sat, Mar 26	7:30PM	Panther City	Away	ESPNU
Sat, April 2	7:00 PM	Buffalo	Home	Altitude TV, ESPN+
Sat, April 9	7:00 PM	San Diego	Home	Altitude 2, ESPN+
Sat, April 16	7:30 PM	Saskatchewan	Away	Altitude 2, ESPN+
Sat, April 30	7:00 PM	Calgary	Away	Altitude TV, ESPN+

All Times Mountain.
Dates, times and broadcast schedules subject to change without notice.



GAME NIGHT THEMES

GAME 1 DEC. 11 – BLACKOUT THE LOUD HOUSE

Lacrosse is back, and so is the LOUD HOUSE as the Mammoth return to the Ball Arena turf for the 2021-22 season. We're talking about the fire-spitting, lights out, heavy metal rowdiness that makes the Loud House so special. Featuring live music from a Metallica cover band, the electrifying debut of the Party Zone and a few surprises in store, Mammoth fans will want to don their best black outfit as we black out the Loud House during this season's home opener!

GAME 2 DEC. 31 – NEW YEARS EVE PARTY

One of the longest nights of the year deserves its own pregame party, so we've got you covered. New York (the Riptide, at least) is heading to the Loud House to kick off the new year where they know the party will be rockin' (and we're ready to show them a good time.) Bow ties, good times and a whole lotta laxction, this is THE party before the party.

GAME 3 JAN. 29 – BEACH PARTY

We're missing the warm weather and know our fans are too, so we're here to drum up a tease of summer fun as we dress and party like we're under the sun! Party-goers are encouraged to break out their Hawaiian shirts, board shorts and flip-flops for the ultimate indoor party as we get the mini umbrellas unfolded and beach drinks flowing for the return of this fan-favorite celebration!

GAME 4 FEB. 5 – LACROSSE OUT CANCER

The Mammoth and Rocky Mountain Hospital for Children are teaming up to continue the battle against cancer as we celebrate and honor all warriors during the organization's annual Lacrosse Out Cancer night. Join us for an evening of tributes, stories and warm wishes as we embrace our lacrosse community and their loved ones in their fight. Funds from the team's uniform auction and a portion of each ticket sold will be donated to Kroenke Sports Charities as fans help the Mammoth Lacrosse Out Cancer.

GAME 5 FEB. 20 – ESSENTIAL WORKERS NIGHT

Essential workers throughout Colorado and beyond have shown tremendous amounts of care for our community recently. Their selfless acts and courage haven't gone unnoticed and it's our turn to show our appreciation. Ball Arena is welcoming essential workers and their families to enjoy a rowdy evening at the Loud House as the Mammoth hosts Western Conference rival Saskatchewan Rush and celebrates those who have made our return possible!

GAME 6 MARCH 11 – RUMBLE AT THE LOUD HOUSE

After watching Wooly escape with the Loud House title belt at last year's Battle Royale, our friends at Rocky Mountain Pro Wrestling are set to return to Ball Arena with a high-flying, low-blowing evening of entertainment and action as the Rumble at the Loud House returns! Will Wooly stand tall and defend his den or will the RMP squad return with an unmatchable vengeance? We'll find out soon!

GAME 7 MARCH 18 – ST. PATRICK'S DAY PARTY

Ok, it's the day after, but it's still one of Denver's favorite holidays, right? Fire up the green outfits, shot glass necklaces and Irish jigs because we're doing St. Patrick's Day like only the Loud House can! We're pulling out the best drink specials of the year, inviting some of our Irish dancing friends and celebrating the start of an action-packed weekend of festivities!

GAME 8 APRIL 2 – MILITARY APPRECIATION

The Mammoth are proud to be a part of Kroenke Sports & Entertainment's annual Military Appreciation series, which will honor all those who serve, who have served or are committing to enlist in the military. We look forward to celebrating all members of the armed forces as the team commemorates those who have served in the past and those who are nobly swearing in to help protect our freedoms.

GAME 9 APRIL 9 – FAN APPRECIATION

Our 2021-22 regular season finale is all about the best fans in the National Lacrosse League and we've got some fun things in the works! Come celebrate the end of another rockin' (regular) season at the Loud House as we pay tribute to our Citizens of the Loud House via fan voting, in-game contests, giveaways and more! Wooly's ready to party, are you?!



MEDIA INFORMATION

CREDENTIALS

Requests for all credentials must go through the Mammoth communications department. Full-season credentials will be granted to media that cover the Mammoth on a regular basis. Single-game credentials will be granted to media with a written request submitted at least 48 hours prior to game time. All credentials are issued at the sole discretion of the Colorado Mammoth. Please email to James.Youness@ColoradoMammoth.com.

MEDIA ENTRANCE

Members of the working media enter Ball Arena through the media entrance located at the truck docks on the northwest side of the arena.

PRESS ROOM

The working media room is located at floor level adjacent to the press dining room. Access to the working media room is reserved for those members of the media filing reports for daily news outlets. The Mammoth will rely on members to maintain a courteous, professional atmosphere in the working media room.

PRESS SEATING

Press seating at Ball Arena is located on the press box level.

PRESS DINING ROOM

The media dining area is located at the end of the hallway leading from the media entrance on the northwest side of Ball Arena. Food and beverages will be available to the working media beginning two hours prior to game-time.

PHOTOGRAPHERS

Only those photographers on assignment will be allowed access to designated photography locations at floor level and in overhead positions. Photography positions will be assigned by the Colorado Mammoth.

DRESSING ROOMS

The dressing rooms will be open after the game. Requests for individual interviews must go through the Mammoth communications staff. The officials' dressing room is off-limits to the media.

INTERVIEWS

Media requesting access to players or staff for interviews must contact James Youness (James.Youness@ColoradoMammoth.com) or Derrick Jackson (Derrick.Jackson@TeamKSE.com) of the Colorado Mammoth.

MAMMOTH WEBSITE

www.ColoradoMammoth.com



MAMMOTH DIRECTORY

COLORADO MAMMOTH

Ball Arena | 1000 Chopper Circle | Denver, CO 80204 | 303.405.1100
www.ColoradoMammoth.com | Twitter: @Mammothlax
Facebook.com/coloradomammoth | instagram.com/coloradomammoth

EXECUTIVE STAFF

Owner..... E. Stanley Kroenke
Executive Vice President & Chief Operating Officer, KSE, Governor, Colorado Mammoth..... Matt Hutchings

FRONT OFFICE STAFF

General Manager..... Brad Self
Assistant General Manager..... Pat Coyle
Team Operations Manager..... Cody Moll
Public Relations Coordinator James Youness
Marketing Coordinator..... Derrick Jackson
Lacrosse Operations Coordinator Joseph Huntley

COACHING STAFF

Head Coach..... Pat Coyle
Offensive Coordinator..... Jason Bishop
Defensive Coordinator..... Andrew McBride
Head of Sports Performance Joel Raether
Eastern Scout Dan Pilon

MEDICAL STAFF

Athletic Trainer..... Scott Long
Team Doctor..... Dr. Michelle Wolcott
Team Doctor..... Dr. Deb Jacobson
Team Dentist..... Dr. Eric Rysner
Massage Therapist..... Anne Denton

TEAM INFORMATION

Team Colors: Burgundy, Black, Silver and White
Founded: 1987 (Relocated from Washington D.C. in 2003)
Home Turf: Ball Arena / Practice Facility: Foothills Fieldhouse
Broadcast Outlet: Altitude Sports & Entertainment Network, ESPN, ESPN+

2021-22 MEDIA GUIDE CREDITS

The 2021-22 Colorado Mammoth Media Guide was written and compiled by Travis Jenks, James Youness and Derrick Jackson. Design and layout by Kelley Kocher and Travis Jenks. Additional writing and editing by Cody Moll, Joseph Huntley and the National Lacrosse League. Photographers include Jack Dempsey Photography and NLL Images. Physical copies of this document were printed at Ball Arena with assistance from Jeff Segura. Statistics provided by the Colorado Mammoth and National Lacrosse League. Special thanks to Ryan Ireland, Rob Benson and the NLL Stats staff for their contributions. The information contained in this publication was compiled by the Colorado Mammoth Public Relations Department. Any commercial use of this information in whole or in part is prohibited without the prior written consent of the Colorado Mammoth Lacrosse Club.



OWNER



E. STANLEY KROENKE OWNER

Mr. E. Stanley Kroenke, through Denver-based Kroenke Sports & Entertainment ("KSE"), became owner of the Colorado Mammoth on July 9, 2002. Under his leadership, the Mammoth have become the model franchise in the National Lacrosse League (NLL). The team has qualified for the NLL playoffs in 16 of its 17 seasons, won the NLL Cup (2006), and hosted two NLL All-Star Games (2004, 2009). Since 2004,

Mr. Kroenke has overseen six NLL Executive Award winners, including KSE Executive Vice President and Chief Operating Officer and Mammoth Governor, Matt Hutchings, whom the NLL named Executive of the Year in 2018. The NLL has also honored four Mammoth players with five league awards since 2004, most recently in 2018 when Mammoth Assistant Captain Joey Cupido was named Transition Player of the Year.

Off the turf, one of Mr. Kroenke's priorities has been the Colorado community. The Mammoth continue to be a strong supporter of youth lacrosse in the state of Colorado through initiatives such as donating funds from Mammoth youth camp registrations to local youth lacrosse clubs working to grow the sport across Colorado. More than \$17 million in contributions have been made to Colorado charities through Kroenke Sports Charities and the Colorado Avalanche and Denver Nuggets Community Funds. Additionally, the Kroenke family donated \$1 million to the Red Cross organization following the hurricanes that devastated the coastal regions of the country in August 2017.

The Colorado Avalanche under Mr. Kroenke's leadership won a Stanley Cup (2001), captured four division championships (2000-03, 2013-14), won the Presidents' Trophy (2001) and hosted the NHL All-Star Game (2001). Mr. Kroenke, in the summer of 2013, oversaw the elevation of Josh Kroenke to the Avalanche's President.

Under Mr. Kroenke's ownership, the Denver Nuggets were one of only two NBA teams to make the playoffs in all 10 seasons from 2003-04 through 2013-14, including a run to the 2009 Western Conference Finals. The Nuggets won the Northwest Division in 2018-19 and advanced to the second round of the NBA Playoffs. Denver hosted the NBA All-Star Game in 2005.

KSE also owns Major League Soccer's Colorado Rapids. The Rapids hosted the MLS All-Star Game in 2007 and 2015 and won the MLS Cup championship in 2010.

In 2011, Mr. Kroenke became the majority shareholder of Arsenal FC, the storied English Premier League football club.

Mr. Kroenke is also the principal owner of the Los Angeles Rams (previously the St. Louis Rams), becoming sole owner in 2010 after co-owning the team since 1995. The Rams won the Super Bowl XXXIV (2000) while under Mr. Kroenke's ownership and, more recently, the Rams won the NFC championship during the 2018 season and played in Super Bowl LIII.

Overall, the Mammoth, Avalanche, Nuggets, and Rapids have made 46 playoff appearances, won three league championships and hosted five All-Star Games under Mr.

Kroenke's ownership. Arsenal won the 2014, 2015 and 2017 FA Cup and qualified for the Champions League in 19 consecutive seasons from 1998-99 to 2016-17, the second longest run ever.

In addition to his success as a team owner, Mr. Kroenke has been a pioneer in television programming. In September 2004, Mr. Kroenke launched Altitude Sports & Entertainment, a 24-hour regional television network that is the broadcast home for the Avalanche, Nuggets, Mammoth and Rapids. Altitude also airs professional, collegiate and high school sporting events throughout the Rocky Mountain region. KSE expanded its media position in 2013 with the acquisition of Outdoor Channel and in 2014 with the acquisition of Sportsman Channel. KSE also owns World Fishing Network.

KSE Radio owns three Denver FM radio stations, KIMN-FM (Mix 100.3), KXKL-FM (Kool 105) and KKSE-FM (Altitude Sports Radio 92.5), the radio broadcast home of the Avalanche, Nuggets, Mammoth and Rapids. KSE Radio also owns one Denver AM station, KKSE (Altitude Sports Radio 950 AM).

Ball Arena, a KSE-owned and operated facility and the largest indoor arena, event center and concert venue in Colorado, is the home arena for the Avalanche, Nuggets and Mammoth. On April 7, 2007, KSE opened DICK'S Sporting Goods Park, which is the Rapids' home stadium and one of the largest soccer-specific complexes in the world. The state-of-the-art sports facility sits on more than 160 acres in Commerce City, Colorado, and holds 18,000 fans for field sports and up to 27,000 for concerts. KSE also owns the Paramount Theatre, a historic landmark in downtown Denver, and through Peak Entertainment, LLC, a joint venture between KSE and AEG Live Rocky Mountains, co-manages 1STBANK Center in Broomfield, a multi-use arena accommodating up to 6,500 people for a variety of events. Ball Arena, DICK'S Sporting Goods Park, the Paramount Theatre and 1STBANK Center are home to more than 300 events annually, including world-renowned acts such as Garth Brooks, U2, Madonna, Taylor Swift, Justin Timberlake, Chris Stapleton, Aerosmith and Bruce Springsteen.

Mr. Kroenke's enthusiasm and vision ensure that Denver will continue to be the top entertainment destination in the Rocky Mountain region for generations to come. Local media outlets have consistently named Mr. Kroenke one of the most significant people in the Denver arts and entertainment community, saying "no other person entertains more people more often."

Mr. Kroenke is the chairman and owner of The Kroenke Group, a private real estate investment and development company with properties located throughout the United States and Canada. Over the past four decades, he has built a reputation as one of the nation's leading real estate developers.

A member of the Missouri Sports Hall of Fame, Mr. Kroenke holds undergraduate and graduate degrees from the University of Missouri. In addition to their son Josh, who is also President and Governor of the Nuggets and Vice Chairman of Kroenke Sports & Entertainment, Stan and his wife, Ann, have a daughter, Whitney, an award-winning documentary film producer.



GOVERNOR



MATT HUTCHINGS

**EXECUTIVE VICE PRESIDENT & CHIEF OPERATING OFFICER,
KSE GOVERNOR, COLORADO MAMMOTH**

Matt Hutchings became Chief Operating Officer and EVP of Kroenke Sports & Entertainment in October of 2013. Reporting to the President and CEO, Hutchings supports all KSE business and venue operations. KSE owns and operates the Denver Nuggets, Colorado Avalanche, Colorado Rapids, and Colorado Mammoth professional sports teams, Ball Arena, DICK'S Sporting Goods Park, and Paramount Theatre sports and entertainment venues as well as various additional affiliated and related businesses.

In addition to his role as COO of KSE, Hutchings is the President and CEO of KSE Media Ventures. This portfolio includes, Altitude Sports & Entertainment regional television network, four Denver-based radio stations, Mix 100FM, Kool 105FM, Altitude 92.5FM and Altitude 950AM, the Outdoor Sportsman Group which is comprised of three national television networks, The Outdoor Channel, Sportsman Channel and World Fishing Network, 15 outdoor industry leading publications as well as My Outdoor TV and Major League Fishing, a partnership with Professional Bass Anglers. Additional businesses under the media group include Skycam and Cablecam, which are the world's leading aerial camera technologies, Winnercom Productions and KSE Network Operations Center.

In 2004, Hutchings joined Kroenke Sports as Chief Operating Officer and EVP of Altitude Sports & Entertainment, being promoted to President and CEO of Altitude in 2010. In 2012 he was appointed President and GM by Comcast / NBC Sports to launch their new sports network, Comcast Sportsnet - Houston, under a partnership with the Houston Rockets and Houston Astros baseball team. In 2013, Hutchings rejoined Kroenke Sports.

From 1997 – 2004, Hutchings was President and CEO of HMG International, a global creative services and advertising firm. Prior to his role with HMGI, Hutchings spent six years overseas with stints in both Hong Kong and Rome, Italy, as an original team member launching and operating both STAR TV in Asia, and Orbit Satellite Television and Radio, throughout the Media East and Northern Africa.

Beginning his media and sports career in 1983 while working his way through college at CBS affiliate, KBTX, Hutchings then joined one of the U.S.'s first regional sports networks, Home Sports Entertainment and the Prime Sports group of networks (today known as Fox Sports regional sports networks').

Matt currently serves on the boards of Arsenal Broadband Limited in London, NBA Board of Governors for the Denver Nuggets, MLS Board Governors for the Colorado Rapids, and NLL Board of Governors for Colorado Mammoth.

Hutchings has spent over 20 years involved in youth sports and activities, as both coach and board member. Hutchings is currently on the boards for both the Colorado Sports Hall of Fame and the Texas Sports Hall of Fame.

He is also an award-winning Producer and Director. From 2007 to 2011, Hutchings traveled to Iraq four times and Afghanistan once to embed with and produce documentaries on deployed elements of the National Guard and United States Army. The DOD also enlisted Hutchings to train over 60 Iraqi journalists during one of his trips.

Hutchings graduated from Texas A&M and attended graduate school at the University of Houston. He is married to his high school sweetheart, and they have successfully raised four children. His oldest son is currently serving proudly in the United States Army.



KSE EXECUTIVE STAFF



Kroenke Sports & Entertainment

MEMORIES ARE PLAYED HERE.

Kroenke Sports & Entertainment is committed to providing world class sports and entertainment for both live and broadcast audiences.

We will welcome fans into our venues as family, providing respect and care from the purchase of a ticket, to the drive home.

We will celebrate the best in sport and entertainment by recognizing the diversity and human spirit around us, and by working within our community to improve the lives of all those within the community.

We will strive to perform this mission within a viable and self-sustaining business model.




MATT HUTCHINGS
EXECUTIVE VICE PRESIDENT
& CHIEF OPERATING
OFFICER



BRUCE GLAZER
EXECUTIVE VICE PRESIDENT
& CHIEF FINANCIAL
OFFICER



TOMAGO COLLINS
EXECUTIVE VICE PRESIDENT



MARK WAGGONER
SENIOR VICE PRESIDENT, FINANCE



DECLAN J. BOLGER
SENIOR VICE PRESIDENT & CHIEF
MARKETING OFFICER



KEIRSTIN BECK
SENIOR VICE PRESIDENT,
GENERAL COUNCIL



MICHELLE STURGELL
SENIOR VICE PRESIDENT
OF HUMAN RESOURCES &
EMPLOYMENT COUNCIL



MICHAEL CEILLEY
SENIOR VICE PRESIDENT
& GENERAL MANAGER,
PARTNERSHIP MARKETING &
MEDIA SALES



SEAN REAM
SENIOR VICE PRESIDENT
OF TEAM TICKET SALES



MATT BELL
SENIOR VICE PRESIDENT OF
VENUE OPERATIONS



**DEB
DOWLING-CANINO**
VICE PRESIDENT, COMMUNITY
RELATIONS / EXECUTIVE DIRECTOR,
KROENKE SPORTS CHARITIES



EXECUTIVE STAFF



BRAD SELF GENERAL MANAGER

Brad Self enters his first season as the Mammoth's general manager and alternate governor after accepting his new role in July of 2020.

Prior to his current role, Self served as the organization's assistant general manager and oversaw personnel decisions and front office business alongside Mammoth Head Coach Pat Coyle during the 2020 campaign. During his short time at the helm of the Mammoth front office, Self has landed several large free agent signings, including deals with Zed Williams, Tyler Digby, Connor Robinson and more. The Mammoth general manager has also retained the services of many of the team's prolific pieces, including Ryan Lee, Eli McLaughlin Dillon Ward and company.

Self initially joined the organization as the team's youth lacrosse development manager in 2018, partnering with youth lacrosse programs in Colorado to teach lacrosse to approximately 4,000 youth athletes during camps, clinics and grassroots initiatives. Self's professional box lacrosse career spanned 13 years, beginning with the Ottawa Rebel in 2002-03 and ending with the Colorado Mammoth in 2018-19.

Selected by the Buffalo Bandits in the second round (18th overall) of the 2001 NLL Draft, Self spent most of his career – five seasons (2012-16) – with the Rochester Knighthawks, during which time he became a three-time NLL Champion (2012-14), the 2016 NLL Transition Player of the Year and a 2016 NLL All-Pro. Self spent four full seasons over two playing stints (2004-05, 2017-19) with the Mammoth, initially joining the team as a free agent in 2004, then returning in 2017 after being acquired in a trade with Buffalo.

Playing on the world stage, Self represented Canada with the national team at the World Indoor Lacrosse Championships in 2015, where the team captured gold.

The Peterborough, Ontario native also played with the Peterborough Lakers Senior A lacrosse team in the MSL for 13 seasons (2003-07, 2009, 2011-17), winning the Gene Dopp Memorial Trophy as Top Rookie in the MSL in 2002 and hoisting Mann Cups with the Lakers in 2004, 2012 and 2017.

During parts of his NLL career, Self played professional hockey in Germany for four seasons (2007-2011). Self now resides in Castle Rock, CO with his wife, Alicia, and two children, Coleman and Stella.



PAT COYLE ASSISTANT GENERAL MANAGER AND HEAD COACH

Pat Coyle enters his first season as the Mammoth's assistant general manager. After serving as the organization's general manager since the 2018 season, Coyle transitioned his focus to coaching in July of 2020 as Brad Self was named General Manager.

This season also represents Coyle's third full season as head coach and his eighth season coaching the Mammoth overall. The veteran-turned-coach led the Mammoth to a 7-6 record during the shortened 2020 season, including three consecutive wins to conclude the season before the NLL postponed the remainder of the season in March.

During the 2019 season, the Mammoth were the least penalized team in the NLL (7.72 average PIM) and allowed the second-fewest goals (10.72 average goals per game). The Mammoth also made a triumphant return to the NLL Division Final under Coyle's leadership.

After Coyle acquired two key veteran players before the March NLL trade deadline, the Mammoth launched a midseason three-game win streak, notching two of the three wins on back-to-back game days and building momentum toward

an explosive NLL West Division Semifinal game. In the semifinal, Colorado beat the Saskatchewan Rush 11-10 in overtime. The win was momentous as the Mammoth had never beaten the three-time NLL Champions in Saskatchewan and had never beaten them in the postseason.

The Mammoth's playoff run marked their ninth-straight appearance, the longest active playoff streak in the National Lacrosse League. Colorado has earned the number-two seed in the West Division in three of Coyle's six full seasons and has earned home playoff game appearances in four of his six seasons. A Mammoth player from 2005-2008, Coyle was named to the Mammoth's All-Decade Team in 2012.

Coyle was the 2002 NLL Defensive Player of the Year in the inaugural season of the award. A five-time champion in his 12-year playing career, Coyle hoisted the Champion's Cup four times with the Toronto Rock (1999, 2000, 2002-03) and once with the Mammoth (2006).

Coyle was inducted into the Canadian Lacrosse Hall of Fame in 2017. In 2014, Coyle became the first defenseman in league history to be inducted into the NLL Hall of Fame.



COACHING STAFF



JASON BISHOP **OFFENSIVE COORDINATOR**

Jason Bishop enters his first season with the Mammoth, having joined the coaching staff in October 2021. The offensive coordinator steps into an increasingly productive offensive unit freshly reloaded with talent in Zed Williams, Connor Robinson, Tyler Digby and friends and will look to lead the unit to its first playoff appearance since 2019.

Prior to his promotion, Bishop served as the organization's western scout for five seasons, regularly providing scouting reports from the greater BC area, scouting upcoming opponents and providing video breakdown for team personnel and front office staff.

In more than 20 years behind the bench in various

capacities and Canadian lacrosse programs, Bishop has helped lead many Canadian lacrosse teams to provincial and national championships.

He's also spent the last three active lacrosse seasons serving as Offensive Coordinator of the Jr. A Coquitlam Adanacs, alongside Mammoth Head Coach Pat Coyle. The duo has helped the team compete in three Minto Cup appearances and captured the elusive championship victory in 2018. The former defenseman spent a majority of his Jr. and Sr. career playing as a defenseman with the Nanaimo Timbermen (WLA and WCSLA). Bishop competed for the Presidents Cup in 1992 with Nanaimo and played in the 1995 Mann Cup game with the Sr. New Westminster Salmonbellies.



ANDREW MCBRIDE **DEFENSIVE COORDINATOR**

Andrew McBride returns for his third season with the Mammoth, having joined the coaching staff in July 2018. The defensive coordinator coached a line which held opposing teams to 10 or fewer goals in nine of the team's 13 appearance during the shortened 2020 season, averaging 9.4 goals against per game.

In the 2019 West Division Final, with the Mammoth's defense holding the Roughnecks to two goals in the first half, Colorado combined with Calgary for the lowest scoring playoff game since 2009. McBride, 39, concluded his 13-year NLL career in 2015.

The former Roughnecks defenseman spent his

entire career in Calgary, leading the Riggers as captain for five seasons. Twice an NLL champion (2004, 2009) and NLL All-Star (2008, 2011), McBride amassed 87 career points (19 goals, 68 assists) and 711 career loose balls in 198 regular season games; he also holds the franchise record for regular-season games played. On the international level, McBride competed for the Irish National Team in the 2015 FIL World Lacrosse Championships, making it to the quarterfinals. A Ladner, British Columbia native, McBride won the 2004 Presidents Cup with the Ladner Pioneers. McBride now resides in Calgary, Alberta with his wife, Pam, and his daughters, Maddy and Eloise.



JOEL RAETHER **HEAD OF SPORTS PERFORMANCE**

Joel Raether has been with the Mammoth organization since 2007, working with the players to improve conditioning, nutrition and on-field performance. An integral part of the team, in 2018, Raether received the Mammoth's President's Award: the team's highest honor recognizing the highest standard of excellence.

Raether also serves as the Director of Sport Performance at Authentic Performance Center in Denver, Colorado. He served as the Education Programs Coordinator for the National Strength and Conditioning Association from 2009-2011. Having coached and trained athletes of all levels, Raether's coaching career includes stints as the assistant strength and conditioning coach for

the University of Denver from 2002-2009 and the University of Nebraska Kearney from 2000-2002. Raether earned his bachelor's and master's degree in exercise science from the University of Nebraska Kearney and is a certified strength and conditioning specialist with distinction (CSCS*D) by the National Strength and Conditioning Association. Raether has co-authored books and has published numerous peer reviewed articles and popular literature contributions, as well as training DVDs. He is a highly sought-after presenter who has presented nationally and internationally on sports performance. Raether is also the co-founder of Performance Sandbag Training Systems (PST).



BUILDING THE MAMMOTH

2020-21 ROSTER

- 2 Noah Lebar..... Drafted 83rd overall (sixth round) by the Mammoth in the 2021 NLL Entry Draft
- 3 Tim Edwards..... Signed as a free agent prior to the 2018 NLL season
- 4 Josh Sullivan Signed as a free agent prior to the 2016 NLL season
- 7 Tyler Digby Acquired from the New York Riptide during the 2020 NLL Season
- 13 Brett Craig Drafted 26th overall (second round) by the Mammoth in the 2019 NLL Entry Draft
- 14 Warren Jeffrey..... Drafted 6th overall (first round) by the Mammoth in the 2019 NLL Entry Draft
- 16 Ryan Lee Drafted 25th overall (third round) by the Mammoth in the 2017 NLL Entry Draft
- 17 Chris Wardle Acquired from Panther City Lacrosse Club prior to the 2022 NLL Season
- 18 Robert Hope..... Drafted 7th overall (first round) by the Mammoth in the 2014 NLL Entry Draft
- 19 Sam Firth..... Acquired from the Georgia Swarm via trade prior to the 2022 NLL Season
- 23 Jordan Gilles Drafted 52nd overall (sixth round) by the Mammoth in the 2015 NLL Entry Draft
- 27 Scott Carnegie..... Signed as a free agent prior to the 2018 NLL season
- 28 Zed Williams..... Acquired from the Georgia Swarm via trade prior to the 2020 NLL Season
- 30 Tyler Carlson..... Signed as a free agent prior to the 2020 NLL season
- 31 Nate Faccin Drafted 58th overall (fourth round) by the Mammoth in the 2020 NLL Entry Draft
- 33 Ron John Drafted 18th overall (second round) by the Mammoth in the 2020 NLL Entry Draft
- 41 Erik Turner Signed as a free agent prior to the 2020 NLL season
- 44 Brett McIntyre..... Drafted 22nd overall (second round) by the Mammoth in the 2020 NLL Entry Draft
- 45 Dillon Ward Drafted 3rd overall (first round) by the Mammoth in the 2013 NLL Entry Draft
- 51 Eli McLaughlin Drafted 4th overall (first round) by the Mammoth in the 2014 NLL Entry Draft
- 55 Dylan Kinnear Drafted 39th overall (third round) by the Mammoth in the 2019 NLL Entry Draft
- 71 Jalen Chaster..... Drafted 31st overall (second round) by the Mammoth in the 2020 NLL Entry Draft
- 82 Joey Cupido Drafted 38th overall (fifth round) by the Mammoth in the 2011 NLL Entry Draft
- 86 John Lintz..... Signed as a free agent prior to the 2019 NLL season
- 92 Sam LeClair..... Drafted 86th overall (fifth round) by the Mammoth in the 2020 NLL Entry Draft
- 96 Connor Robinson Acquired from the Saskatchewan Rush via trade prior to the 2020 NLL Season

Entry Draft: 15 / Trade: 5 / Free Agent: 6



MAMMOTH PLAYERS



3 TIM EDWARDS DEFENSEMAN

HEIGHT: 6'2" WEIGHT: 200 LBS

BORN: OCTOBER 8, 1992

SHOOTS: RIGHT

HOMETOWN: JAMESVILLE, NY

COLLEGE / CLUB: CANISIUS COLLEGE

YEAR WITH THE MAMMOTH: FOURTH

FAST FACTS

Named to the US Lacrosse roster for the 2017 Heritage Cup.

Named 2012 MAAC Rookie of the Year, all-MAAC Second Team, and two-time all-MAAC First Team.

Midfielder at Canisius College, leading the Golden Griffins in points, assists, ground balls and faceoff percentage in 2014 and 2015.

TRANSACTIONS

Acquired by Colorado as a free agent on November 24, 2017.

CAREER

2020 (Colorado): Played in all 13 games and secured 118 faceoff wins ... Recorded his 250th career loose ball against Calgary on December 21 at the Scotiabank Saddledome and won his 700th career faceoff February 29 at Ball Arena against the Philadelphia Wings ... 2019 (Colorado): Recorded a career high faceoff-win percentage of 0.535...Won his 500th career faceoff on February 22 at SaskTel Centre playing the Saskatchewan Rush (9-7 L)...Set a career high in caused turnovers (21)...2018 (Colorado): Tallied the fifth best faceoff percentage in the league (.514) in 2018...Started in every game (18) for the first time in his career, scoring a career-high of three goals and tallying six points total (3 goals, 3 assists)...2017 (Buffalo): appeared in 12 games during his rookie season...Had the best faceoff percentage on the team (0.535) among players who took more than three faceoffs.

NLL STATISTICS

REGULAR SEASON


YEAR	TEAM	GP	G	A	PTS	PIM	PPG	PPA	SHG	SHA	GWG	LB	TO	CTO	S	SPCT	SOG	FO
2020	COL	13	2	4	6	4	0	0	0	0	0	44	9	8	4	.500	3	118-247
2019	COL	18	0	4	4	2	0	0	0	0	0	76	8	21	8	.000	6	189-353
2018	COL	18	3	3	6	12	0	0	0	0	0	94	19	20	11	.273	10	224-436
2017	BUF	12	2	5	7	2	0	0	0	0	0	67	14	8	3	.667	2	184-344
CAREER TOTALS		61	7	16	23	20	0	0	0	0	0	281	50	57	26	.269	21	715-1380

POSTSEASON

YEAR	TEAM	GP	G	A	PTS	PIM	PPG	PPA	SHG	SHA	GWG	LB	TO	CTO	S	SPCT	SOG	FO
2019	COL	18	0	4	4	2	0	0	0	0	0	76	8	21	8	.000	6	189-353
2018	COL	18	3	3	6	12	0	0	0	0	0	94	19	20	11	.273	10	224-436
2017	BUF	12	2	5	7	2	0	0	0	0	0	67	14	8	3	.667	2	184-344
CAREER TOTALS		48	5	12	17	16	0	0	0	0	0	237	41	49	22	.227	18	597-1133



MAMMOTH PLAYERS



4 JOSH SULLIVAN

DEFENSEMAN

HEIGHT: 6'1" WEIGHT: 185 LBS

BORN: MAY 5, 1990

SHOOTS: RIGHT

HOMETOWN: RED DEER, AB

COLLEGE / CLUB: ST. ALBERT MINERS

YEAR WITH THE MAMMOTH: SIXTH

FAST FACTS

2017 Fan Choice Award recipient.

2015 WLA Seventh Man Award recipient.

Has played five seasons with the St. Albert Sr. B Miners.

CAREER

2020 (Colorado): Played in all 13 games and recorded 4 points (1g, 3a) ... Recorded his 150th career loose ball against the Saskatchewan Rush on January 18 ... 2019 (Colorado): Placed on the Injured Reserve list with a season-ending lower-body injury on March 17 after playing in 12 regular season games...2018 (Colorado): Forced a career-high of 10 caused turnovers in 2018...Appeared in every game (18) for the first time in his career...2017 (Colorado): Scored three points (3 assists) in 11 games played...2016 (Colorado): Tallied a career-high six points with two goalsgoals – also a career high – and three assists through 11 appearances.

TRANSACTIONS

Acquired by Colorado as a free agent on September 22, 2015.

NLL STATISTICS

REGULAR SEASON

YEAR	TEAM	GP	G	A	PTS	PIM	PPG	PPA	SHG	SHA	GWG	LB	TO	CTO	S	SPCT	SOG	FO
2020	COL	13	1	3	4	4	0	0	0	0	0	31	3	4	3	.333	3	0-0
2019	COL	12	1	1	2	2	0	0	0	0	0	28	1	8	2	.500	2	0-0
2018	COL	18	1	0	1	4	0	0	0	0	0	33	9	10	7	.143	4	0-0
2017	COL	11	0	3	3	4	0	0	0	0	0	33	6	3	4	.000	4	0-0
2016	COL	11	2	3	5	6	0	0	0	0	0	42	3	7	8	.250	6	0-0
CAREER TOTALS		56	5	10	15	20	0	0	0	0	0	167	22	32	24	.208	19	0-0

POSTSEASON

YEAR	TEAM	GP	G	A	PTS	PIM	PPG	PPA	SHG	SHA	GWG	LB	TO	CTO	S	SPCT	SOG	FO
2019	COL	0	0	0	0	0	0	0	0	0	0	0	0	0	0	.000	0	0-0
2018	COL	1	0	0	0	0	0	0	0	0	0	2	0	1	0	.000	0	0-0
2017	COL	0	0	0	0	0	0	0	0	0	0	0	0	0	0	.000	0	0-0
2016	COL	1	0	0	0	0	0	0	0	0	0	4	0	1	0	.000	0	0-0
CAREER TOTALS		2	0	0	0	0	0	0	0	0	0	6	0	2	0	.000	0	0-0



MAMMOTH PLAYERS



7 TYLER DIGBY

FORWARD A

HEIGHT: 6'3" WEIGHT: 265 LBS

BORN: MARCH 12, 1991

SHOOTS: RIGHT

HOMETOWN: NEW WESTMINSTER, BC

COLLEGE / CLUB: ROBERT MORRIS

YEAR WITH THE MAMMOTH: SECOND

FAST FACTS

Played in two games with the Mammoth during 2020 season prior to being acquired from the team Feb. 2020.

Recorded 10 points (4g, 6a) in two games with Mammoth.

Enters the 2021-22 season 11 points short of the 400 career point mark (169g, 220a) in 114 games played.

CAREER

Recorded six points (2g, 4a) in his debut with the Mammoth against the Philadelphia Wings Feb. 29 (11-10 W) ... Picked up 4 points (2g, 2a) in his second game with Colorado March 8 during a come-from-behind victory over the Rochester Knighthawks at Ball Arena (10-8 W) ... Paced New York Riptide scorers with 36 points (14g, 22a) before being acquired by Colorado Feb. 20.

TRANSACTIONS

Acquired by Colorado from the New York Riptide Feb. 20 in exchange for a second-round selection in the 2020 NLL Entry Draft (via Toronto, via Rochester) and a second-round selection in the 2021 NLL Entry Draft.

NLL STATISTICS

REGULAR SEASON

YEAR	TEAM	GP	G	A	PTS	PIM	PPG	PPA	SHG	SHA	GWG	LB	TO	CTO	S	SPCT	SOG	FO
2020	COL/NY	12	18	28	46	15	5	9	1	0	0	33	26	2	98	.184	68	0-0
2019	NE	17	27	45	72	14	6	10	0	0	2	49	33	3	104	.260	79	0-0
2018	CGY	13	6	16	22	32	0	0	0	0	1	25	25	1	40	.150	32	0-0
2017	CGY	18	26	32	58	6	5	3	2	0	2	61	36	3	103	.252	78	0-0
2016	CGY	18	32	27	59	6	11	3	0	2	0	68	32	2	126	.254	104	0-0
2015	VAN	18	38	36	74	9	15	6	1	0	1	53	59	10	145	.262	107	0-0
2014	VAN	18	22	36	58	12	4	9	0	1	1	49	48	6	151	.146	112	0-0
CAREER TOTALS		114	169	220	389	94	46	40	4	3	7	333	259	27	767	.220	580	0-0

POSTSEASON

YEAR	TEAM	GP	G	A	PTS	PIM	PPG	PPA	SHG	SHA	GWG	LB	TO	CTO	S	SPCT	SOG	FO
2019	NE	1	1	1	2	2	0	1	0	0	0	1	1	0	8	.125	8	0-0
2018	CGY	2	1	4	5	0	1	0	0	0	0	3	4	1	8	.125	4	0-0
2016	CGY	3	8	1	9	0	0	0	0	0	0	3	4	1	8	.364	4	0-0
CAREER TOTALS		6	10	6	16	2	1	1	0	0	0	7	9	2	24	.263	16	0-0



MAMMOTH PLAYERS



13 BRETT CRAIG

DEFENSEMAN

HEIGHT: 6'5" WEIGHT: 225 LBS

BORN: DECEMBER 16, 1996

SHOOTS: LEFT

HOMETOWN: CALGARY, AB

COLLEGE / CLUB: SETON HALL UNIVERSITY

YEAR WITH THE MAMMOTH: SECOND

FAST FACTS

Averaged 16:48 time on floor in 8 games played during his rookie season.

2019 USILA All-American.

Named 2019 G-MAC Defensive Athlete of the Year

TRANSACTIONS

Selected in the second round (26th overall) by Colorado in the 2019 NLL Entry Draft.

CAREER

Colorado (2020): Recorded four points (2g, 2a), 10 penalty minutes, 49 loose balls and 4 caused turnovers in eight games as a rookie ... Scored his first goal in his first game played December 21 against in his hometown against the Calgary Roughnecks.


NLL STATISTICS

REGULAR SEASON

YEAR	TEAM	GP	G	A	PTS	PIM	PPG	PPA	SHG	SHA	GWG	LB	TO	CTO	S	SPCT	SOG	FO
2020	COL	8	2	2	4	10	0	0	0	1	0	49	4	4	7	.286	5	0-0
CAREER TOTALS		8	2	2	4	10	0	0	0	1	0	49	4	4	7	.286	5	0-0



MAMMOTH PLAYERS



14 WARREN JEFFERY DEFENSEMAN

HEIGHT: 6'3" WEIGHT: 210 LBS

BORN: MARCH 19, 1997

SHOOTS: LEFT

HOMETOWN: MIMICO, ON

COLLEGE / CLUB: VERMONT

YEAR WITH THE MAMMOTH: SECOND

FAST FACTS

First first-round defenseman selected by Colorado in an NLL Entry Draft since 2014.

Selected sixth overall, Jeffrey Represents the earliest defenseman selected by Colorado in Mammoth history.

TRANSACTIONS

Selected in the first round (6th overall) by Colorado in the 2019 NLL Entry Draft.

CAREER

2020 (Colorado): Recorded four points (1g, 3a), 37 loose balls and 11 penalty minutes in 13 games played ... Scored his first NLL point (assist) in his first appearance with the Mammoth on November 29 against the Saskatchewan Rush (8-7 L).


NLL STATISTICS

REGULAR SEASON

YEAR	TEAM	GP	G	A	PTS	PIM	PPG	PPA	SHG	SHA	GWG	LB	TO	CTO	S	SPCT	SOG	FO
2020	COL	13	1	3	4	11	0	0	0	0	0	37	3	5	3	.333	2	0-0
CAREER TOTALS		12	1	3	4	11	0	0	0	0	0	37	3	5	3	.333	2	0-0



MAMMOTH PLAYERS



16 RYAN LEE

FORWARD

HEIGHT: 5'11" WEIGHT: 175 LBS

BORN: MAY 6, 1994

SHOOTS: RIGHT

HOMETOWN: NEWMARKET, ON

COLLEGE / CLUB: ROCHESTER INSTITUTE OF TECHNOLOGY

YEAR WITH THE MAMMOTH: FOURTH

FAST FACTS

Only player the Mammoth selected in the 2018 NLL Entry Draft to start the regular-season on the active roster.

Rochester Institute of Technology all-time leading scorer with 373 points (237 goals, 136 assists) and the first player in program history to surpass the 300-point barrier.

Two-time Liberty League Offensive Player of the Year and two-time USILA Lt. Col. J.I. (Jack) Turnbull Award winner as Division III's finest attackman.

CAREER

Colorado (2020): Paced the Mammoth in goals (25) points (25g, 35a) and power-play goals (6) ... Finished the season tied with Eli McLaughlin for a team-best 11 power-play assists ... Recorded new personal single-season point and assists totals in 13 games ... Recorded his 100th career point Jan 18 against the Saskatchewan Rush (12-6 W) ... 2019 (Colorado): Scored the third-most Mammoth goals (27) and assists (32), posting the second most points (59) on the team...Scored the third-most shorthanded goals (3) in the league...Completed his first career hat trick on March 16 at Scotiabank Saddledome playing the Calgary Roughnecks (11-9 W)...2018 (Colorado): Scored 11 points (5 goals, 6 assists) through six games, scoring four points (2 goals, 2 assists) in his first NLL appearance during the Mammoth's season opener against the Vancouver Stealth at the Langley Events Centre on December 8, 2017 (15-8 W)...Was the Mammoth's only 2017 draft pick to start the 2018 season on the active roster.

NLL STATISTICS

REGULAR SEASON

YEAR	TEAM	GP	G	A	PTS	PIM	PPG	PPA	SHG	SHA	GWG	LB	TO	CTO	S	SPCT	SOG	FO
2020	COL	13	25	35	60	4	6	11	1	0	0	63	39	2	168	.149	110	0-0
2019	COL	18	27	32	59	4	0	3	3	0	0	72	47	3	161	.168	112	0-0
2018	COL	6	5	6	11	2	1	0	0	0	0	13	9	2	51	.098	30	0-0
CAREER TOTALS		37	57	73	130	10	7	14	4	0	0	148	95	7	380	.150	252	0-0

POSTSEASON

YEAR	TEAM	GP	G	A	PTS	PIM	PPG	PPA	SHG	SHA	GWG	LB	TO	CTO	S	SPCT	SOG	FO
2019	COL	2	5	3	8	0	1	0	0	0	0	4	2	1	26	.192	18	0-0
2018	COL	0	0	0	0	0	0	0	0	0	0	0	0	0	0	.000	0	0-0
CAREER TOTALS		2	5	3	8	0	1	0	0	0	0	4	2	1	26	.192	18	0-0



MAMMOTH PLAYERS



17 CHRIS WARDLE FORWARD

HEIGHT: 6'0" WEIGHT: 175 LBS

BORN: JUNE 18, 1992

SHOOTS: LEFT

HOMETOWN: VICTORIA, BC

COLLEGE / CLUB: VICTORIA SHAMROCKS

YEAR WITH THE MAMMOTH: 6TH

FAST FACTS

Awarded 2019-20 Jamie Hanford Award WLA Fred Wooster Memorial Award for "Unsung Hero" recipient in 2015.

Victoria Shamrocks' "Best Conditioned Player Award" recipient in 2012 and 2013.

TRANSACTIONS

Acquired by Colorado from Rochester in exchange for Julian Garritano and Mike Mallory. Later acquired by Colorado from Panther City in exchange for Will Malcom and Jordan Trottier

CAREER

Colorado (2020): Recorded personal single-season highs of assists (33), points (51), power-play goals (5) and power-play assists (9) in 13 games played ... Notched his 150th career point January 17 against the Vancouver Warriors (7-5 L) ... Tied a career-high eight points (0g, 8a) January 25 against Buffalo at Ball Arena (13-12 OTL) ... 2019 (Colorado): Scored his 50th career goal on March 9 at Pepsi Center playing the San Diego Seals (10-13 L)...Scored his 100th career point on December 22, 2018 at Pepsi Center playing the San Diego Seals (12-17 L)...2017 (Colorado): Led the Mammoth with career highs in caused turnovers (9) and shorthanded goals (2)...Also tallied career highs in goals (19), assists (23) and points (42)...Notched five goals, a career single-game high, on March 11, 2017 against the Saskatchewan Rush at SaskTel Centre (12-11 L)...2014 (Colorado): Appeared in four games with the Vancouver Stealth in his rookie season, tallying a total of four points (1 goal, 3 assists).

NLL STATISTICS

REGULAR SEASON

YEAR	TEAM	GP	G	A	PTS	PIM	PPG	PPA	SHG	SHA	GWG	LB	TO	CTO	S	SPCT	SOG	FO
2020	COL	13	18	33	51	4	5	9	0	0	0	42	33	6	106	.170	77	0-0
2019	COL	18	14	19	33	2	2	4	0	1	0	46	27	9	91	.154	52	0-0
2018	COL	16	13	20	33	8	0	0	0	1	1	39	33	1	73	.178	53	0-0
2017	COL	18	19	23	42	2	3	1	2	1	1	54	38	9	91	.209	57	0-0
2016	COL	18	10	9	19	8	0	0	1	1	1	26	26	3	47	.213	34	0-0
2014	VAN	4	1	3	4	0	0	0	0	0	0	13	7	0	9	.111	8	0-0
CAREER TOTALS		87	75	107	182	24	10	14	3	4	1	220	164	28	417	.180	281	0-0

POSTSEASON

YEAR	TEAM	GP	G	A	PTS	PIM	PPG	PPA	SHG	SHA	GWG	LB	TO	CTO	S	SPCT	SOG	FO
2019	COL	2	1	4	5	2	0	0	0	0	0	2	1	0	7	.143	4	0-0
2018	COL	1	0	2	2	0	0	0	0	0	0	4	2	0	4	.000	3	0-0
2017	COL	3	2	4	6	2	0	0	0	0	0	10	6	0	8	.250	4	0-0
2016	COL	1	1	0	1	0	0	0	0	0	0	4	2	0	3	.333	3	0-0
CAREER TOTALS		7	4	10	14	4	0	0	0	0	0	20	11	0	22	.182	14	0-0



MAMMOTH PLAYERS



18 ROBERT HOPE DEFENSEMAN C

HEIGHT: 6'3" WEIGHT: 190 LBS

BORN: JULY 29, 1991

SHOOTS: LEFT

HOMETOWN: PETERBOROUGH, ON

COLLEGE / CLUB: PFEIFFER UNIVERSITY

YEAR WITH THE MAMMOTH: SEVENTH

FAST FACTS

Named to 2020 All-Pro Second Team.

Four-time Dave Stille Award recipient for Mammoth Defensive Player of the Year (2016, 2018, 2019, 2020).

Three-time Jay Jalbert Award recipient for Mammoth Teammate of the Year (2017, 2018, 2019).

Mammoth Assistant Captain in 2019.

Mammoth Team Captain in 2018 & 2021.

Two-time Mann Cup winner with the Peterborough Century 21 Lakers (2017-18).

CAREER

Colorado (2020): Paced the Mammoth in loose balls (114: third-consecutive year leading team), caused turnovers (10) and penalty minutes (22) in 13 games played ... Finished the season tied with the third-most loose balls (114) among NLL players ... 2019 (Colorado): Led the Mammoth in loose ball recovery for the second-straight year (138) ... 2018 (Colorado): Led the Mammoth and was fourth in the NLL with career highs in loose balls (151) and caused turnovers (31) ... tied his single game record with 14 loose balls against Vancouver on January 26, 2018, which resulted in a 14-13 Mammoth win ... set career highs in assists (12) and points (13) ... 2017 (Colorado): Recovered the second most loose balls for the Mammoth (122) and tied for the second most caused turnovers (28) ... 2016 (Colorado): Played four games in which he scooped double-digit loose balls, including the season opener against the Georgia Swarm on January 1 at Pepsi Center in which he posted a career single-game high of 14 loose balls recovered (15-16 W) ... 2015 (Colorado): Established a new NLL rookie record with 28 caused turnovers, tying for the eighth-most caused turnovers in the league ... recorded his first two NLL points (2a) on January 24, 2015 at Pepsi Center playing the Vancouver Stealth (9-20 W).

TRANSACTIONS

Selected by Colorado in the first round (seventh overall) in the 2014 NLL Entry Draft; was the first defender selected in the 2014 NLL Entry Draft.

NLL STATISTICS

REGULAR SEASON

YEAR	TEAM	GP	G	A	PTS	PIM	PPG	PPA	SHG	SHA	GWG	LB	TO	CTO	S	SPCT	SOG	FO
2020	COL	13	0	3	3	22	0	0	0	0	0	114	10	10	4	.000	3	0-0
2019	COL	18	1	4	5	16	0	0	0	0	0	138	12	13	5	.200	5	0-0
2018	COL	18	1	12	13	22	0	0	0	2	2	151	17	31	5	.200	3	0-0
2017	COL	18	0	10	10	14	0	1	0	3	3	122	18	28	3	.000	1	0-0
2016	COL	18	1	9	10	8	0	0	0	0	0	128	13	24	3	.333	3	0-0
2015	COL	17	0	5	5	15	0	0	0	0	0	72	11	28	3	.000	2	0-0
CAREER TOTALS		102	3	43	46	97	0	1	0	5	1	725	81	134	23	.130	17	0-0

POSTSEASON

YEAR	TEAM	GP	G	A	PTS	PIM	PPG	PPA	SHG	SHA	GWG	LB	TO	CTO	S	SPCT	SOG	FO
2019	COL	2	0	1	1	0	0	0	0	0	0	14	1	1	0	.000	0	0-0
2018	COL	1	0	0	0	0	0	0	0	0	0	7	0	2	0	.000	0	0-0
2017	COL	3	0	1	1	2	0	0	0	1	1	9	0	5	0	.000	0	0-0
2016	COL	1	0	0	0	4	0	0	0	0	0	7	1	3	0	.000	0	0-0
2015	COL	1	0	0	0	0	0	0	0	0	0	3	0	1	0	.000	0	0-0
CAREER TOTALS		8	0	2	2	6	0	0	0	1	1	40	2	14	0	.000	0	0-0



MAMMOTH PLAYERS



23 JORDAN GILES

DEFENSEMAN

HEIGHT: 5'11" WEIGHT: 200 LBS

BORN: OCTOBER 5, 1994

SHOOTS: RIGHT

HOMETOWN: RICHMOND, BC

COLLEGE / CLUB: DELTA ISLANDERS

YEAR WITH THE MAMMOTH: SIXTH

FAST FACTS

2016 Colorado Mammoth Fan Choice Award Recipient.

Recipient of the 2015 British Columbia Jr. "A" Lacrosse League's Keith McEachren Trophy as the league's Most Sportsmanlike Player.

Played collegiate soccer for the Langara Falcons and was named a PACWEST Provincial League All-Star in 2014.

Won back-to-back BCJALL titles with the Coquitlam Adanacs in 2013 and 2014.

CAREER

Colorado (2020): Tallied seven points (5g, 2a), 68 loose balls and a career-high six penalty minutes in 13 games played ... Recorded his 350th career loose ball February 15 against the San Diego Seals (10-7 W) ... 2019 (Colorado): Scored the second most goals among Mammoth defensemen (3)...2018 (Colorado): Set a career high with 87 loose balls...Second in shorthanded goals (2) for the Mammoth...2017 (Colorado): Set a career high with 23 caused turnovers...2016 (Colorado): Had an immediate impact as a rare sixth-round draft pick to make the team, scoring a career high of eight goals as a rookie in 2016, which had him tied for the lead among Mammoth defensemen...Scored a goal in each of his first two career games, both wins for the Mammoth.

TRANSACTIONS

Selected in the sixth round (52nd overall) by Colorado in the 2015 NLL Entry Draft.

NLL STATISTICS

REGULAR SEASON

YEAR	TEAM	GP	G	A	PTS	PIM	PPG	PPA	SHG	SHA	GWG	LB	TO	CTO	S	SPCT	SOG	FO
2020	COL	13	5	2	7	6	0	0	0	1	1	68	4	9	14	.357	12	0-0
2019	COL	18	3	1	4	2	0	0	0	0	0	78	11	12	23	.130	17	0-0
2018	COL	18	3	5	8	2	1	0	2	0	0	87	10	13	20	.150	9	0-0
2017	COL	17	3	5	8	4	0	0	0	0	0	58	6	23	17	.176	12	1-1
2016	COL	17	8	2	10	4	0	0	0	0	0	66	9	17	22	.364	15	0-0
CAREER TOTALS		83	22	15	37	18	1	0	2	1	1	357	40	74	96	.229	65	0-0

POSTSEASON

YEAR	TEAM	GP	G	A	PTS	PIM	PPG	PPA	SHG	SHA	GWG	LB	TO	CTO	S	SPCT	SOG	FO
2019	COL	2	0	0	0	0	0	0	0	0	0	2	1	2	0	.000	0	0-0
2018	COL	1	0	0	0	0	0	0	0	0	0	14	3	0	3	.000	1	0-0
2017	COL	3	2	0	2	0	0	0	0	0	0	14	1	1	5	.400	4	0-0
2016	COL	1	0	0	0	0	0	0	0	0	0	5	1	0	0	.000	0	0-0
CAREER TOTALS		7	2	0	2	0	0	0	0	0	0	35	6	3	8	.400	5	0-0



MAMMOTH PLAYERS



27 SCOTT CARNEGIE DEFENSEMAN

HEIGHT: 6'0" WEIGHT: 185 LBS

BORN: DECEMBER 17, 1985

SHOOTS: RIGHT

HOMETOWN: LONDON, ON

COLLEGE / CLUB: BRAMPTON EXCELSIORS

YEAR WITH THE MAMMOTH: 4TH

FAST FACTS

Has played 172 regular-season games in his career, joining the NLL century club on February 6, 2016.

Won a Champion's Cup with the Calgary Roughnecks in 2009.

Won a Mann Cup with the Brampton Excelsiors in 2009, recovering two loose balls in the championship game.

CAREER

Colorado (2020): Recorded two points (0g, 2a), 40 loose balls and 15 penalty minutes in 11 games played ... 2019 (Colorado): Reached the 150-game milestone playing versus the Buffalo Bandits on February 2 (15-12 L). Recorded 4 loose balls and 2 caused turnovers in the West Division Semifinal win versus Saskatchewan...2018 (Colorado): Received the least amount of penalty minutes in his career (4) in 14 games played...2016 (Calgary): Set a career-high in loose balls (87)...Set a single-game record in loose balls (11) on April 2, 2016 which resulted in an 11-9 Calgary loss...2013 (Calgary): Set a career high in caused turnovers (26) which he would tie in 2017...2011 (Calgary): Set a career high in points (9)...2009 (Calgary): Won an NLL Championship with the Roughnecks, recovering one loose ball in the championship game.

TRANSACTIONS

Signed by Colorado as a free agent on November 29, 2017.

NLL STATISTICS

REGULAR SEASON

YEAR	TEAM	GP	G	A	PTS	PIM	PPG	PPA	SHG	SHA	GWG	LB	TO	CTO	S	SPCT	SOG	FO
2020	COL	11	0	2	2	15	0	0	0	0	0	40	3	2	2	.000	0	0-0
2019	COL	18	0	0	0	25	0	0	0	0	0	50	11	15	3	.000	1	0-0
2018	COL	14	0	2	2	4	0	0	0	1	1	36	2	8	1	.000	1	0-0
2017	CAL	18	0	3	3	43	0	0	0	1	1	63	17	26	3	.000	3	0-0
2016	CAL	18	1	7	8	22	0	1	0	0	0	87	11	22	5	.200	4	0-0
2015	CAL	15	1	2	3	14	0	0	0	0	0	29	5	11	3	.333	3	0-0
2013	CAL	16	0	1	1	14	0	0	0	1	1	57	11	26	3	.000	2	0-0
2012	CAL	15	0	8	8	24	0	1	0	0	0	69	6	14	3	.000	3	0-0
2011	CAL	15	1	8	9	10	0	0	0	1	1	71	4	14	7	.143	6	0-0
2010	CAL	15	1	3	4	25	0	0	0	0	0	54	0	0	5	.200	5	0-0
2009	CAL	13	1	3	4	46	0	0	0	1	1	36	0	0	2	.500	1	0-0
2008	CAL	5	1	2	3	6	0	0	0	0	0	14	0	0	2	.500	2	0-0
CAREER TOTALS		172	6	41	47	248	0	2	0	5	1	606	70	130	39	.154	31	0-0

POSTSEASON

YEAR	TEAM	GP	G	A	PTS	PIM	PPG	PPA	SHG	SHA	GWG	LB	TO	CTO	S	SPCT	SOG	FO
2019	COL	2	0	0	0	17	0	0	0	0	0	7	0	2	0	.000	0	0-0
2018	COL	1	0	0	0	0	0	0	0	0	0	2	0	3	0	.000	0	0-0
2016	CAL	1	0	0	0	2	0	0	0	0	0	2	0	1	0	.000	0	0-0
2015	CAL	4	0	0	0	0	0	0	0	0	0	9	0	3	0	.000	0	0-0
2013	CAL	2	0	1	1	0	0	0	0	1	1	10	1	1	1	.000	0	0-0
2012	CAL	1	0	0	0	2	0	0	0	0	0	2	1	0	1	.000	0	0-0
2011	CAL	2	0	1	1	17	0	0	0	0	0	7	2	4	1	.000	0	0-0
2010	CAL	1	0	0	0	0	0	0	0	0	0	0	0	0	0	.000	0	0-0
2009	CAL	3	1	0	1	4	0	0	0	0	0	8	0	0	1	1.000	1	0-0
CAREER TOTALS		17	1	2	3	42	0	0	0	1	0	47	4	14	4	.250	1	0-0



MAMMOTH PLAYERS



30 TYLER CARLSON GOALTENDER

HEIGHT: 6'0" WEIGHT: 225 LBS

BORN: APRIL 29, 1988

SHOOTS: LEFT

HOMETOWN: BRAMPTON, ON

COLLEGE / CLUB: SENECA COLLEGE

YEAR WITH THE MAMMOTH: SECOND

FAST FACTS

Awarded 2019-20 Jay Jalbert Award.

Has recorded 2170 minutes in net over nine seasons while recording a 16-19 record and .751 career save percentage.

TRANSACTIONS

Signed as a free agent on October 11, 2019.

CAREER

Colorado (2020): Recorded his first victory March 8 against the Rochester Knighthawks (10-8 W) since the goaltender earned a win with the Saskatchewan Rush February 18, 2018 ... Tallied 59:16 time on floor and 42 saves while recording a 5.06 goals-against average and .894 save percentage in 3 games played ... Edmonton (2015): Traded to the Edmonton Rush, later helping the organization capture its first of three championships in four seasons ... Minnesota (2011): Signed as a free agent by the Minnesota Swarm and posted a 5-2 record, 12.04 goals-against average and .748 save percentage.

NLL STATISTICS

REGULAR SEASON

YEAR	TEAM	MIN	W	L	GA	GAA	SV	SV%
2020	COL	59 MIN 16 SEC	1	0	5	5.06	42	.894
CAREER TOTALS		2,170 MIN 6 SEC	16	19	416	11.5	1254	.751



MAMMOTH PLAYERS



45 DILLON WARD

GOALTENDER

HEIGHT: 6'5" WEIGHT: 195 LBS

BORN: MARCH 28, 1991

SHOOTS: RIGHT

HOMETOWN: ORANGEVILLE, ON

COLLEGE / CLUB: BELLARMINE UNIVERSITY

YEAR WITH THE MAMMOTH: EIGHTH

FAST FACTS

Three-time Mammoth MVP (2017, 2018, 2020).

Four-time NLL All-Pro selection (2016-2018, 2020).

Two-time FIL All-World Team selection (2014, 2018), two-time FIL Outstanding Goalie (2014, 2018), FIL MVP in 2014.

Won silver with Team Canada at the 2018 FIL World Championship, won gold with Team Canada at the 2014 FIL World Championship.

2017 NLL Goaltender of the Year.

Named to the NLL All-Rookie Team in 2014.

First All-American in Bellarmine lacrosse history.

CAREER

Colorado (2020): Posted a career-best 9.62 goals-against average and .816% save percentage in 13 games played ... Recorded his 50th career victory and tallied his 4,000th career save February 15 against the San Diego Seals (10-7 W) 2019 (Colorado): Had the second-lowest goals against (174) among NLL starting goaltenders, holding opponents under 10 goals in six regular-season games, and holding Calgary to just 8 goals in the lowest-scoring West Division Final since 2009...2018 (Colorado): Recorded career highs in minutes played (981:41), wins (10) and saves (645)...Allowed the second-least goals (181) among NLL goaltenders who appeared in 18 games...2017 (Colorado): Finished the season second in save percentage (.793) among NLL goaltenders who played more than 200 minutes, three-thousandths behind the leader...Finished second in goals-against-average (10.89), seven-hundredths shy of the top spot...Set a single-game record in saves (56) against Saskatchewan which resulted in an 8-7 Mammoth loss; Ward was named First Star of the game...2016 (Colorado): Led the NLL with an .800 save percentage...His 10.33 goals-against average (2nd in the NLL) was three-hundredths from the League lead... Didn't record a losing decision during a span of more than two months, from the February 13 win against Calgary to the April 15 loss against Saskatchewan...2015 (Colorado): Led the NLL with a save percentage of 0.800 2014: Made his NLL debut against Vancouver on January 4, playing 40:46 minutes, making 30 saves on 38 shots. The Mammoth won 13-12.

TRANSACTIONS

Selected third overall by the Mammoth in the 2013 NLL Entry Draft, becoming the first goaltender to be drafted in the top three since Gee Nash (2nd overall) in 1999.

NLL STATISTICS

REGULAR SEASON


YEAR	TEAM	MIN	W	L	GA	GAA	SV	SV%
2020	COL	729 MIN 51 SEC	6	6	117	9.62	520	.816
2019	COL	963 MIN 01 SEC	5	11	174	10.84	599	.775
2018	COL	981 MIN 41 SEC	10	6	181	11.06	645	.781
2017	COL	909 MIN 05 SEC	9	6	165	10.89	632	.793
2016	COL	743 MIN 20 SEC	7	3	128	10.33	511	.800
2015	COL	827 MIN 03 SEC	7	6	173	12.55	547	.760
2013	COL	901 MIN 13 SEC	7	7	174	11.58	592	.773
CAREER TOTALS		6,055 MIN 14 SEC	51	45	1112	11.02	4046	.785

POSTSEASON

YEAR	TEAM	MIN	W	L	GA	GAA	SV	SV%
2019	COL	124 MIN 04 SEC	1	1	18	8.7	90	.833
2018	COL	59 MIN 58 SEC	0	1	13	13.01	31	.705
2017	COL	173 MIN 58 SEC	1	2	38	13.11	115	.752
2016	COL	70 MIN 17 SEC	0	1	11	9.39	47	.810
2015	COL	27 MIN 45 SEC	0	1	7	15.14	21	.750
2013	COL	60 MIN 29 SEC	0	1	16	15.87	42	.724
CAREER TOTALS		513 MIN	2	7	103	12.05	346	.771



MAMMOTH PLAYERS



51 ELI McLAUGHLIN

FORWARD

HEIGHT: 6'1" WEIGHT: 185 LBS

BORN: AUGUST 25, 1993

SHOOTS: LEFT

HOMETOWN: SURREY, BC

COLLEGE / CLUB: COQUITLAM ADANACS

YEAR WITH THE MAMMOTH: SEVENTH

FAST FACTS

Named to NLL All-Pro Second Team in 2019.

Gary Galt Award recipient for being named the Mammoth's Most Valuable Player in 2019.

John Grant, Jr. Award recipient for Offensive Player of the Year in 2019.

Led the WLA Burnaby Lakers in regular-season points and goals in 2017 and 2018.

Named to the NLL All-Rookie Team in 2015.

Led the British Columbia Lacrosse Jr 'A' Lacrosse League in goals (10) in the 2014 Western Canadian Finals.

Led the British Columbia Jr 'A' Lacrosse League in goals (15) in the 2013 playoffs.

CAREER

Colorado (2020): Recorded 51 points (15g, 36a) in 13 games played, ranking second among Mammoth scorers ... Paced the Mammoth with 36 assists and tied Ryan Lee to lead the team with 11 power-play goals ... Earned his 300th career point at Ball Arena against the Buffalo Bandits on January 25 (13-12 OTL) ... 2019 (Colorado): Led Colorado with new career-highs in points (76) and goals (35), scoring the seventh-most goals in the league...Tallied his 100th goal on January 12 at Pepsi Center playing the Toronto Rock...2018 (Colorado): Tied his career-high in goals (29), scoring the third most Mammoth goals, and set a career-high in power play goals (11), scoring the second most Mammoth power play goals and the fourth most NLL power play goals...2017 (Colorado): Set a career-high with 72 points resulting from career-records set in goals and assists (29G, 43A)...Scored a single-game high with seven goals against the Calgary Roughnecks on March 3, 2017 which resulted in an 18-9 Mammoth win...2016 (Colorado): Had the best shooting percentage (0.194%) among the team's top-five scorers...2015 (Colorado): Third in points (38) with the third most goals (15) and assists (23) among NLL rookies.

TRANSACTIONS

Selected by the Mammoth in the first round (fourth overall) in the 2014 NLL Entry Draft.

NLL STATISTICS

REGULAR SEASON

YEAR	TEAM	GP	G	A	PTS	PIM	PPG	PPA	SHG	SHA	GWG	LB	TO	CTO	S	SPCT	SOG	FO
2020	COL	11	15	36	51	2	3	11	0	3	1	42	50	1	141	.106	106	0-0
2019	COL	16	35	41	76	8	8	10	0	0	4	58	60	9	208	.168	134	0-0
2018	COL	18	29	20	49	12	11	4	1	1	1	46	37	5	177	.164	107	0-0
2017	COL	18	29	43	72	0	9	13	0	1	1	59	37	5	156	.186	104	0-0
2016	COL	18	21	19	40	0	9	3	0	1	1	45	34	3	108	.194	80	0-0
2015	COL	17	15	23	38	0	4	3	0	0	0	32	24	4	89	.169	66	0-0
CAREER TOTALS		98	144	182	326	22	44	44	1	6	12	288	242	27	879	.164	597	0-0

POSTSEASON

YEAR	TEAM	GP	G	A	PTS	PIM	PPG	PPA	SHG	SHA	GWG	LB	TO	CTO	S	SPCT	SOG	FO
2019	COL	2	3	5	8	0	0	1	0	0	0	2	8	0	29	.103	22	0-0
2018	COL	1	1	1	2	0	0	0	1	0	0	3	0	0	9	.111	9	0-0
2017	COL	3	7	2	9	0	2	0	0	1	1	8	3	0	29	.241	23	0-0
2016	COL	1	0	0	0	2	0	0	0	0	0	2	1	0	5	.000	4	0-0
2015	COL	1	1	2	3	2	0	2	0	0	0	5	0	0	3	.333	2	0-0
CAREER TOTALS		8	12	10	22	4	2	3	1	1	0	20	12	0	75	.160	60	0-0



MAMMOTH PLAYERS



55 DYLAN KINNEAR **FORWARD**

HEIGHT: 6'0" WEIGHT: 195 LBS

BORN: OCTOBER 11, 1996

SHOOTS: LEFT

HOMETOWN: CALGARY, AB

COLLEGE / CLUB: TOWSON UNIVERSITY

YEAR WITH THE MAMMOTH: SECOND

FAST FACTS

Recorded 1+ point in 8 of 10 contests as a rookie.

Played in 2017 Minto Cup with Jr. "A" Okotoks Raiders.

Recorded 13 points (12g, 1a) in 33 appearances with Towson from 2017-2018.

CAREER

Colorado (2020): Ranked sixth among NLL rookies with 17 points and finished the season tied for fourth among NLL rookies with 9 goals ... Recorded two goals in four-of-five games between January 25 and February 29 ... Registered a point (assist) in his first NLL appearance November 29 at Ball Arena against the Saskatchewan Rush (8-7 L).

TRANSACTIONS

Selected 39th overall (third round) by Colorado in the 2019 NLL Entry Draft.

NLL STATISTICS

REGULAR SEASON

YEAR	TEAM	GP	G	A	PTS	PIM	PPG	PPA	SHG	SHA	GWG	LB	TO	CTO	S	SPCT	SOG	FO
2020	COL	10	9	8	17	8	0	1	0	0	0	15	21	0	43	.209	29	1 FOR 4
CAREER TOTALS		10	9	8	17	8	0	1	0	0	0	15	21	0	43	.209	29	1 FOR 4



MAMMOTH PLAYERS



82 JOEY CUPIDO DEFENSEMAN A

HEIGHT: 5'10" WEIGHT: 175 LBS

BORN: AUGUST 14, 1990

SHOOTS: RIGHT

HOMETOWN: HAMILTON, ON

COLLEGE / CLUB: COBURG KODIAKS

YEAR WITH THE MAMMOTH: TENTH

FAST FACTS

Four-Year Mammoth Captain in (2017-20).
Two-time NLL Transition Player of the Year (2015, 2018).
Three-time NLL Fan Choice Award recipient (2015, 2018, 2020).
Two-time NLL First-Team All-Pro selection (2015, 2018).
Named to the NLL All-Rookie Team in 2013.

CAREER

Colorado (2020): Paced Mammoth defensemen in goals (7), assists (9) and points (16) in 13 games played ... Recorded 64 loose balls, nine caused turnovers and three shorthanded goals (tied for most in the NLL) ... Tied his 750th career loose ball February 8 against the Saskatchewan Rush (9-7 L) ... 2019 (Colorado): Moved into fourth in Mammoth history and franchise history with 121 games played ... Moved into a tie for fourth in Mammoth history and a tie for seventh in franchise history with 611 loose balls ... Scored the game winning goal against the Saskatchewan Rush at SaskTel Centre in the West Division Semifinal on May 3 unassisted, 4:04 into overtime ... 2018 (Colorado): Scored the most points among Mammoth defensemen and the second most points among NLL defensemen with a career high of 27 points ... Posted the most shorthanded goals for the Mammoth and the second-most shorthanded goals in the NLL (5) ... Tied his career high of 16 goals set in 2015 ... 2017 (Colorado): Scored the most shorthanded goals for the Mammoth (3) ... Scored the most goals (9) and points among Mammoth defensemen (17) ... 2016 (Colorado): Tied for the second-most caused turnovers for the Mammoth (26) ... 2015 (Colorado): Led the NLL with a career high of 40 caused turnovers ... Led all NLL defensemen with career highs in goals (16) and points (31) ... Led NLL defensemen with four shorthanded scores ... Tied for second among NLL defensemen with a career-high 15 assists ... Led all players who scored nine or more goals with his shooting percentage (0.372%) ... Fifth in the NLL among non-faceoff specialists with 117 loose balls ... Appeared in every game (18) for the first time in his professional career ... 2014 (Colorado): Recovered the third-most loose balls among Mammoth players (74) ... Tied for fifth in caused turnovers (16) for the Mammoth ... 2013 (Colorado): Led the Mammoth in loose-ball recovery (101) and caused turnovers (20) ... 2012 (Colorado): Appeared in one game, making his professional debut against the Minnesota Swarm on April 28, 2012, recovering three loose balls and forcing one turnover.

TRANSACTIONS

Selected by Colorado in the fifth round (38th overall) of the 2011 NLL Entry Draft.

NLL STATISTICS

REGULAR SEASON


YEAR	TEAM	GP	G	A	PTS	PIM	PPG	PPA	SHG	SHA	QWGS	LB	TO	CTO	S	SPCT	SOG	FO
2020	COL	13	7	9	16	6	0	0	3	1	1	64	12	9	26	.269	25	0-0
2019	COL	18	3	14	17	4	0	0	0	0	0	98	13	33	20	.150	18	0-0
2018	COL	18	16	11	27	6	0	1	5	1	1	111	16	15	41	.390	36	0-1
2017	COL	17	9	8	17	12	0	0	3	2	2	98	8	20	40	.225	33	0-0
2016	COL	17	2	7	9	14	0	0	1	2	2	103	14	26	29	.069	25	0-1
2015	COL	18	16	15	31	16	0	0	4	0	0	117	20	40	43	.372	37	2-4
2014	COL	17	6	7	13	2	0	0	1	0	0	74	16	16	24	.250	18	0-0
2013	COL	15	6	9	15	0	0	0	1	1	1	101	8	20	25	.240	21	0-0
2012	COL	1	0	0	0	2	0	0	0	0	0	3	2	1	0	.000	0	0-0
CAREER TOTALS		134	65	80	145	62	0	1	18	7	4	769	109	180	248	.262	213	2 FOR 6

POSTSEASON

YEAR	TEAM	GP	G	A	PTS	PIM	PPG	PPA	SHG	SHA	QWGS	LB	TO	CTO	S	SPCT	SOG	FO
2019	COL	2	1	1	2	0	0	0	0	0	1	13	0	2	6	.167	6	0-0
2018	COL	1	0	0	0	0	0	0	0	0	0	4	0	1	2	.000	1	0-0
2017	COL	3	3	0	3	0	0	0	0	0	0	13	2	0	8	.375	7	0-0
2016	COL	1	1	0	1	0	0	0	0	0	0	7	1	4	4	.250	3	0-0
2015	COL	1	1	0	1	0	0	0	0	0	0	10	1	3	6	.167	5	0-0
2014	COL	1	1	1	2	0	0	0	1	0	0	4	0	0	4	.250	4	0-0
2013	COL	1	0	0	0	0	0	0	0	0	0	5	2	2	1	.000	1	0-0
2012	COL	0	0	0	0	0	0	0	0	0	0	0	0	0	0	.000	0	0-0
CAREER TOTALS		10	7	2	9	0	0	0	1	0	1	56	6	12	31	.226	27	0-0



MAMMOTH PLAYERS



86 JOHN LINTZ

DEFENSEMAN

HEIGHT: 6'3" WEIGHT: 215 LBS

BORN: JUNE 25, 1986

SHOOTS: LEFT

HOMETOWN: EDMONTON, AB

COLLEGE / CLUB: UNIVERSITY OF ALBERTA

YEAR WITH THE MAMMOTH: THIRD

FAST FACTS

Three-time Champion's Cup winner (2009 with Calgary, 2015 with Edmonton, 2016 with Saskatchewan)
Two-Time President's Cup winner with the St. Albert Miners Sr. B team (2016-17)

CAREER

Colorado (2020): Registered four points (0g, 4a), eight penalty minutes, 47 loose balls and six caused turnovers in 13 games played ... Logged his 125th career game in Las Vegas as the San Diego Seals hosted the Mammoth for the first professional lacrosse game in the city's history (17-10 L) ... Recorded his 375th career loose ball February 15 against San Diego (10-7 W) ... 2019 (Colorado): Forced his 100th caused turnover on February 9 at Wells Fargo Center playing the Philadelphia Wings...Appeared in his 100th regular season game on December 22, 2019 at Pepsi Center playing the San Diego Seals. 2015 (Edmonton): Posted five points (1 goals, 4 assists), a career high, along with career highs in loose balls (70) and caused turnovers (28).

TRANSACTIONS

Signed as a free agent with Colorado on August 12, 2019.

NLL STATISTICS

REGULAR SEASON

YEAR	TEAM	GP	G	A	PTS	PIM	PPG	PPA	SHG	SHA	GWG	LB	TO	CTO	S	SPCT	SOG	FO
2020	COL	13	0	4	4	8	0	0	0	0	0	47	5	6	2	.000	2	0-0
2019	COL	18	0	1	1	10	0	0	0	0	0	43	5	13	1	.000	0	0-0
2017	VAN	12	0	2	2	0	0	0	0	0	0	44	7	14	0	.000	0	0-0
2016	SSK	13	0	2	2	22	0	0	0	0	0	31	3	5	2	.000	1	0-0
2015	EDM	18	1	4	5	18	0	0	0	0	0	70	5	28	5	.200	3	5-10
2014	EDM	16	0	3	3	25	0	1	0	0	0	54	4	21	0	.000	0	1-10
2013	EDM	16	0	2	2	8	0	0	0	0	0	48	2	16	0	.000	0	0-0
2012	EDM	14	0	2	2	10	0	0	0	0	0	22	3	8	1	.000	1	0-1
2011	EDM	9	1	2	3	8	0	0	0	0	0	21	1	4	2	.500	2	0-0
2010	EDM	1	0	1	1	0	0	0	0	0	0	3	0	0	0	.000	0	0-0
2009	CGY	0	0	0	0	0	0	0	0	0	0	0	0	0	0	.000	0	0-0
CAREER TOTALS		129	2	23	25	109	0	1	0	0	0	383	35	115	13	.154	9	6 FOR 21

POSTSEASON

YEAR	TEAM	GP	G	A	PTS	PIM	PPG	PPA	SHG	SHA	GWG	LB	TO	CTO	S	SPCT	SOG	FO
2019	COL	2	0	0	0	2	0	0	0	0	0	5	1	0	0	.000	0	0-0
2017	VAN	0	0	0	0	0	0	0	0	0	0	0	0	0	0	.000	0	0-0
2016	SSK	0	0	0	0	0	0	0	0	0	0	0	0	0	0	.000	0	0-0
2015	EDM	5	0	1	1	0	0	0	0	1	0	23	0	2	0	.000	0	0-0
2014	EDM	3	1	0	1	6	0	0	0	0	0	7	3	3	1	1.000	1	0-0
2013	EDM	1	0	0	0	0	0	0	0	0	0	1	0	2	0	.000	0	0-0
2012	EDM	3	0	0	0	0	0	0	0	0	0	5	3	2	0	.000	0	0-0
2010	EDM	0	0	0	0	0	0	0	0	0	0	0	0	0	0	.000	0	0-0
2009	CGY	0	0	0	0	0	0	0	0	0	0	0	0	0	0	.000	0	0-0
CAREER TOTALS		14	1	1	2	8	0	0	0	1	0	41	7	9	1	1.000	1	0-0



COLORADO MAMMOTH ROOKIES

2021-22 COLORADO MAMMOTH ROOKIES



NOAH LEBAR . 2
DEFENSEMAN

Drafted: Sixth Round, 83rd overall (2021)
Height: 6'3" Weight: 225lbs
Born: January 3, 2000
Shoots: Left
Hometown: Kitchener, ON
College/Club: Waterloo Braves



BRETT MCINTYRE . 44
FORWARD

Drafted: Second Round, 22nd overall (2020)
Height: 5'9" Weight: 170lbs
Born: April 8, 1997
Shoots: Right
Hometown: Calgary, AB
College/Club: UMBC



SAM FIRTH . 19
FORWARD

Drafted: Third Round, 39th overall (GRG 2020)
Height: 6'0" Weight: 200lbs
Born: July 25, 1999
Shoots: Left
Hometown: Ottawa, ON
College/Club: Bishop's



JALEN CHASTER . 71
DEFENSEMAN

Drafted: Second Round, 31st overall (2020)
Height: 6'0" Weight: 175lbs
Born: October 23, 1999
Shoots: Left
Hometown: Coquitlam, BC
College/Club: Coquitlam Adanacs



NATE FACCIN . 31
GOALTENDER

Drafted: Third Round, 58th overall (2020)
Height: 6'4" Weight: 225lbs
Born: September 14, 1999
Shoots: Right
Hometown: Mapleridge, BC
College/Club: Coquitlam Adanacs



SAM LECLAIR . 92
FORWARD

Drafted: Sixth Round, 86th overall (2020)
Height: 5'10" Weight: 185lbs
Born: November 18, 1999
Shoots: Right
Hometown: Welland, ON
College/Club: Brock



RON JOHN . 33
DEFENSEMAN

Drafted: Second Round, 18th overall (2020)
Height: 6'0" Weight: 200lbs
Born: April 17, 1998
Shoots: Left
Hometown: Angola, NY
College/Club: Albany



MAMMOTH TRADE & FREE AGENT ACQUISITIONS

2021-22 COLORADO MAMMOTH FIRST-YEAR SIGNEES



ZED WILLIAMS . 28
FORWARD

Height: 6'2" Weight: 235lbs
Born: May 23, 1995
Shoots: Right
Hometown: Williamsville, NY
College/Club: Virginia
Former NLL Team: Georgia Swarm



CONNOR ROBINSON . 96
FORWARD

Height: 6'0" Weight: 200lbs
Born: September 7, 1996
Shoots: Left
Hometown: New Westminster, BC
College/Club: High Point
Former NLL Team: Saskatchewan



ERIK TURNER . 41
DEFENSEMAN

Height: 6'1" Weight: 195lbs
Born: January 14, 1993
Shoots: Right
Hometown: St. Albert, AB
College/Club: Cornell



PRONUNCIATION GUIDE

#	NAME	POSITION	PRONUNCIATION
17	CHRIS WARDLE	FORWARD	WAR – DULL
23	JORDAN GILLES	DEFENSE	GILL – ISS
31	NATE FACCIN	GOALTENDER	FUH – SEEN
51	ELI MCLAUGHLIN	FORWARD	MICK – LAUCK – LIN
71	JALEN CHASTER	DEFENSE	CHAH – STER
	PAT COYLE	HEAD COACH	KOY – UHL
	JOEL RAETHER	HEAD OF SPORTS PERFORMANCE	RAETH – UHR



RECORD BOOK

SEASON-BY-SEASON RECORD

Season	GP	W	L	Pct.	Finished	Playoffs
2003	16	9	7	.563	First, East	Lost league semifinal
2004	16	13	3	.813	First, West	Lost division final
2005	16	8	8	.500	Third, West	Lost division semifinal
2006	16	10	6	.625	Second, West	Won league championship
2007	16	12	4	.750	First, West	Lost division semifinal
2008	16	9	7	.563	Second, West	Lost division semifinal
2009	16	7	9	.437	Fourth, West	Lost division semifinal
2010	16	4	12	.250	Fifth, West	Did not qualify
2011	16	5	11	.313	Fourth, West	Lost division semifinal
2012	16	11	5	.688	Second, West	Lost division semifinal
2013	16	7	9	.437	Fourth, West	Lost division semifinal
2014	18	8	10	.444	Third, West	Lost division semifinal
2015	18	9	9	.500	Second, West	Lost division semifinal
2016	18	12	6	.667	Second, West	Lost division semifinal
2017	18	9	9	.550	Third, West	Lost division final
2018	18	11	7	.611	Second, West	Lost division semifinal
2019	18	6	12	.333	Fourth, West	Lost division final
2020	13	7	6	.538	NA	NA
Totals	284	157	140	.529		

Home Record					Road Record				
Season	GP	W	L	Pct.	GP	W	L	Pct.	
2003	8	6	2	.750	8	3	5	.375	
2004	8	7	1	.875	8	6	2	.750	
2005	8	5	3	.625	8	3	5	.375	
2006	8	6	2	.750	8	4	4	.500	
2007	8	7	1	.875	8	5	3	.625	
2008	8	6	2	.750	8	3	5	.375	
2009	8	4	4	.500	8	3	5	.375	
2010	8	0	8	.000	8	4	4	.500	
2011	8	3	5	.375	8	2	6	.250	
2012	8	5	3	.625	8	6	2	.750	
2013	8	3	5	.375	8	4	4	.500	
2014	9	4	5	.444	9	4	5	.444	
2015	9	6	3	.667	9	3	6	.333	
2016	9	8	1	.889	9	4	5	.444	
2017	9	5	4	.556	9	4	5	.444	
2018	9	5	4	.556	9	6	3	.667	
2019	9	3	6	.333	9	3	6	.333	
2020	6	4	2	.667	7	3	4	.429	
Totals	148	87	61	.588	149	70	79	.470	



RECORD BOOK

RECORD BY MONTH

Season	November	December	January	February	March	April	May
2003	--	--	3-2	1-3	3-2	2-0	--
2004	--	--	4-2	4-0	4-1	1-0	--
2005	--	--	2-2	3-1	2-2	1-3	--
2006	--	0-1	2-2	2-0	3-2	3-1	--
2007	--	1-0	4-1	4-0	2-2	1-1	--
2008	--	1-0	3-0	1-2	1-2	3-3	--
2009	--	--	2-2	2-2	2-2	1-3	--
2010	--	--	2-3	0-3	0-3	2-3	--
2011	--	--	1-3	0-4	1-1	3-3	--
2012	--	--	4-0	2-1	4-2	1-2	--
2013	--	--	1-2	1-3	3-3	2-1	--
2014	--	0-1	2-4	2-1	1-3	3-1	--
2015	--	--	3-1	1-3	3-1	2-3	0-1
2016	--	--	4-1	3-1	2-1	3-3	--
2017	--	1-0	1-3	3-1	3-2	1-3	--
2018	--	3-0	1-1	1-2	5-2	1-2	--
2019	--	0-1	1-3	2-2	3-2	0-2	--
2020	0-1	2-0	2-3	2-2	1-0	--	--
Totals	0-1	8-3	42-35	34-31	43-33	30-34	0-1

ATTENDANCE

Season	Total	Average	NLL Rank	Single-Game High	Sellouts
2003	131,907	16,488	Second	18,207 (twice)	2
2004	140,942	17,618	First	18,290	5
2005	136,286	17,036	Second	18,326	2
2006	132,347	16,543	First	18,027	1
2007	134,359	16,795	First	18,027	2
2008	139,719	17,464	First	18,301	3
2009	131,791	16,474	Second	17,712	0
2010	120,288	15,036	Second	15,727	0
2011	126,927	15,866	Second	17,841	0
2012	121,913	15,239	Second	17,116	0
2013	126,084	15,761	First	17,622	0
2014	141,356	15,706	First	17,109	0
2015	133,091	14,788	First	16,239	0
2016	124,489	13,832	Second	15,622	0
2017	130,128	14,458	Third	17,209	0
2018	126,693	14,077	Third	16,062	0
2019	115,342	12,815	Third	15,951	0
2020	69,299	11,550	Fourth	12,297	0
Totals	2,282,961	15,419		16,983	15



RECORD BOOK

HEAD COACHES

	Season	W	L	Pct.
Rod Jensen	2003	4	5	.444
Jamie Batley	2003	5	2	.714
	2004	13	3	.813
	2005	8	8	.500
Totals	3 seasons	26	13	.667
Gary Gait	2006	10	6	.625
	2007	12	4	.750
Totals	2 seasons	22	10	.688
Bob McMahon	2008	9	7	.563
	2009	7	9	.438
	2010	0	2	.000
Totals	3 seasons	16	16	.500
Steve Govett	2010	2	5	.286
Totals	1 seasons	2	5	.286
Bob Hamley	2010	2	5	.400
	2011	5	11	.313
	2012	11	5	.688
	2013	7	9	.437
	2014	4	7	.364
Totals	5 seasons	29	37	.439
Pat Coyle, Chris Gill, Dan Stroup	2014	4	3	.571
	2015	9	9	.500
	2016	12	6	.667
	2017	4	3	.571
Totals	4 seasons	29	21	.580
Pat Coyle	2017	5	6	.455
	2018	11	7	.611
	2019	6	12	.333
	2020	7	6	.538
	2022	--	--	--
Totals	4 seasons	29	31	.483

ASSISTANT COACHES

	Season
Jamie Batley, Tony Resch, Ward Sanderson	2003
Walt Christianson, George McGeeney	2004
Walt Christianson, Daren Fridge	2005
Russ Heard, Dan Pratt	2006
Russ Heard, George McGeeney, Dan Pratt	2007
Bob Hamley, Russ Heard, Dan Pratt	2008
Dan Pratt, Russ Heard, Dan Perreault	2009
Dan Pratt, Dan Perreault, Ward Sanderson, Bob Hamley	2010
Ed Comeau, Sean Farris, Ward Sanderson	2011
Ed Comeau, Sean Farris, Ward Sanderson	2012
Ed Comeau, Sean Ferris	2013
Ed Comeau, Sean Ferris, Dallas Eliuk, Joel Raether	2014
Dallas Eliuk, Joel Raether	2015
Joel Raether	2016
Joel Raether	2017
Pat Coyle, Chris Gill, Dan Stroup	2017
Chris Gill, Dan Stroup	2017
Chris Gill, Dan Stroup	2018
Andrew McBride, Shawn Williams	2019
Andrew McBride, Shawn Williams	2020
Andrew McBride, Jason Bishop	2022

CAPTAINS

	Season
Gary Gait	2003–2005
Gavin Prout	2006–2009, 2012, 2013
John Gallant	2010–2011
John Grant Jr.	2014–2015
Dan Coates	2016–2017, 2019-2020
Robert Hope	2018-2019, 2021-2022

GENERAL MANAGER

	Season
Steve Govett	2003–2017
Dan Carey	2017-2018
Pat Coyle	2019-2020
Brad Self	2020-Present



RECORD BOOK

SEASON OPENERS

Season	Date	Opponent	Result	Attendance	Site
2003	Jan. 3	Toronto	W, 13-12 OT	16,125	Denver
2004	Jan. 2	San Jose	W, 17-8	17,778	Denver
2005	Jan. 1	Calgary	W, 12-7	16,397	Denver
2006	Dec. 30, 2005	Philadelphia	L, 13-11	15,726	Denver
2007	Dec. 30, 2006	Rochester	W, 20-15	15,670	Denver
2008	Dec. 29, 2007	Calgary	W, 10-9	17,811	Denver
2009	Jan. 10	Portland	L, 14-5	6,859	Portland
2010	Jan. 9	Washington	L, 17-8	4,737	Everett
2011	Jan. 8	Washington	L, 11-10	17,029	Denver
2012	Jan. 14	Minnesota	W, 20-14	14,106	Denver
2013	Jan. 12	Washington	L, 17-13	13,148	Denver
2014	Dec. 28, 2013	Edmonton	L, 13-10	15,596	Denver
2015	Jan. 3	Minnesota	W, 20-13	8,974	St. Paul
2016	Jan. 1	Georgia	W, 16-15	15,090	Denver
2017	Dec. 18	Buffalo	W, 12-8	14,268	Buffalo
2018	Dec. 8	Vancouver	W, 15-8	3,201	Langley
2019	Dec. 22	San Diego	L, 17-12	13,407	Denver
2020	Nov. 29	Saskatchewan	L, 9-8	12,132	Denver

SINGLE-SEASON, WIN-LOSS RECORDS

Wins

Most wins	13	2004
Most home wins	8	2016
Most road wins	6	2004, 2012
Fewest wins	4	2010
Fewest home wins	0	2010
Fewest road wins	2	2011
Largest margin of victory	12	March 26, 2004 (18-6 vs. San Jose)

Losses

Most losses	12	2010
Most home losses	8	2010
Most road losses	6	2011, 2015, 2019
Fewest losses	3	2004
Fewest home losses	1	2004, 2007, 2016
Fewest road losses	2	2004, 2012
Largest margin of defeat	13	Feb. 18, 2011 (20-7 vs. Washington)



RECORD BOOK

OVERTIME

Most overtime games	3	2004, 2010, 2011, 2014, 2017
Most overtime wins	3	2004, 2010
Most overtime losses	2	2009, 2011, 2019
Fewest overtime games	0	2018
Fewest overtime wins	0	2009
Fewest overtime losses	0	2004, 2005, 2007, 2008, 2012, 2015, 2016

SINGLE-SEASON STREAKS

Winning

Longest winning streak	6	Feb. 7 - March 13, 2004; Jan. 25 - March 17, 2007; Jan. 14 - Feb. 18, 2012
Longest home winning streak	6	Dec. 30, 2006 - Feb. 24, 2007; Jan. 1 - March 26, 2016
Longest road winning streak	4	Jan. 18 - March 13, 2004; Jan. 20 - March 3, 2012

Losing

Longest losing streak	7	Jan. 30 - March 27, 2010; Jan. 22 - March 4, 2011
Longest home losing streak	8	Jan. 16 - April 23, 2010
Longest road losing streak	5	Jan. 12 - March 16, 2003; Jan. 29 - April 8, 2011

GOALS

Most Goals

Season	226	2003
Game	20	vs. Rochester on Dec. 30, 2006; vs. Minnesota on Jan. 14, 2012; at Minnesota on Jan. 3, 2015; vs. Vancouver on Jan. 24, 2015
Half	15	at Minnesota on Jan. 3, 2015 (second)
Quarter	11	at Minnesota on Jan. 3, 2015 (fourth)

Most Home Goals

Season	123	2003
Game	20	vs. Rochester on Dec. 30, 2006; vs. Minnesota on Jan. 14, 2012; vs. Vancouver on Jan. 24, 2015
Half	13	vs. New Jersey on Feb. 8, 2003 (second); vs. Minnesota on Jan. 14, 2012 (second)
Quarter	8	vs. Minnesota on Jan. 14, 2012 (fourth)

Most Road Goals

Season	111	2018
Game	20	at Minnesota on Jan. 3, 2015
Half	15	at Minnesota on Jan. 3, 2015 (second)
Quarter	11	at Minnesota on Jan. 3, 2015 (fourth)



RECORD BOOK

HIGHEST SCORING GAMES

Goals	Date	Opponent	Result	Site
35	Mar. 23, 2003	New Jersey	W, 18-17	E. Rutherford
35	Mar. 28, 2003	Albany	W, 19-16	Denver
35	Feb. 3, 2006	Arizona	W, 18-17 OT	Glendale
35	Dec. 30, 2006	Rochester	W, 20-15	Denver
34	January 14, 2012	Minnesota	W, 20-14	Denver
34	Apr. 28, 2018	Toronto	W, 19-15	Denver
34	Feb. 21, 2003	Albany	L, 19-15	Albany
34	Feb. 4, 2005	Calgary	L, 18-16	Calgary
34	Mar. 24, 2007	Buffalo	L, 19-15	Buffalo
34	Jan. 14, 2012	Minnesota	W, 20-14	Denver
33	Jan. 3, 2015	Minnesota	W, 20-13	St. Paul
33	Jan. 10, 2015	Calgary	W, 17-16 OT	Denver

SEASON-BY-SEASON LEADERS

Season	Goals	Assists	Points	Loose Balls	Goaltender GAA
2003	G. Gait – 61	T. Dowling – 42	G. Gait – 96	E. Miller – 186	E. Miller – 13.09
2004	G. Gait – 55	G. Prout – 57	G. Gait – 93	G. Prout – 107	G. Nash – 10.68
2005	G. Gait – 33	G. Prout – 50	G. Gait – 81	J. Jalbert – 141	G. Nash – 11.16
2006	C. Gill – 29 G. Prout – 29	G. Prout – 64	G. Prout – 93	J. Jalbert – 152	G. Nash – 10.29
2007	D. Carey – 32	G. Prout – 59	G. Prout – 89	J. Sims – 136	C. Levis – 10.50
2008	B. Langtry – 30	G. Prout – 67	G. Prout – 92	N. Gajic – 121	C. Levis – 10.04
2009	B. Langtry – 38	G. Prout – 48	B. Langtry – 79	B. Safarik – 98	A. Leyshon – 10.93
2010	J. Shewchuk – 31	B. Langtry – 41	J. Shewchuk – 66	J. Shewchuk – 83	C. Levis – 11.43
2011	J. Grant – 36	J. Grant – 47	J. Grant – 83	I. Gajic – 101	C. Levis – 9.99
2012	J. Grant – 50	J. Grant – 66	J. Grant – 116	I. Gajic – 124	C. Levis – 12.26
2013	J. Grant – 43	J. Grant – 48	J. Grant – 91	J. Cupido – 101	T. Belanger – 10.77
2014	J. Grant – 40	J. Grant – 51	J. Grant – 91	B. Snider – 161	D. Ward – 11.40
2015	A. Jones – 51	J. Grant – 57	A. Jones – 93	B. Snider – 119	A. Buque – 9.36
2016	A. Jones – 42	C. Crawford – 83*	C. Crawford – 115	R. Hope – 128	D. Ward – 10.33
2017	C. Crawford – 36	C. Crawford – 62	C. Crawford – 98	C. Holding – 160	D. Ward – 10.89
2018	R. Benesch – 36	R. Benesch – 57 J. Noble – 57	R. Benesch – 93	R. Hope – 151	D. Ward – 11.06
2019	E. McLaughlin – 35	E. McLaughlin – 41	E. McLaughlin – 76	R. Hope – 138	D. Ward – 10.84
2020	R. Lee – 35	E. McLaughlin – 36	R. Lee – 60	R. Hope – 114	D. Ward – 9.62

*Tied NLL single-season record



RECORD BOOK

ALL-TIME LEADERS

Franchise History (dating back to 1987 including Baltimore, Pittsburgh and Washington)

Rank	Goals	Assists	Points	Loose Balls	Games Played
1.	G. Gait – 387	G. Prout – 459	G. Gait – 722	J. Gallant – 891	J. Gallant – 196
2.	J. Grant – 235	G. Gait – 335	G. Prout – 664	J. Sims – 770	J. Cupido – 140
3.	B. Langtry – 230	J. Grant – 317	J. Grant – 552	J. Cupido – 769	B. Langtry – 132
4.	G. Prout – 205	B. Langtry – 273	B. Langtry – 503	R. Hope – 725	D. Coates – 128
5.	A. Jones – 194	E. McLaughlin – 182	A. Jones – 374	P. Cantabene – 683	G. Prout – 127
6.	E. McLaughlin – 144	A. Jones – 180	E. McLaughlin – 326	G. Gait – 655	N. Carlson – 118
7.	M. Shearer – 115	J. Noble – 173	J. Shewchuk – 257	G. Prout – 647	D. Ward – 117
8.	J. Shewchuk – 112	P. Cantabene – 157	J. Noble – 251	C. Holding – 639	G. Gait – 113
9.	P. Gait – 111	D. Carey – 147	P. Cantabene – 245	B. Langtry – 604	J. Sims – 112
10.	D. Halladay – 96	J. Shewchuk – 145	D. Carey – 236	I. Gajic – 512	T. Ethington – 104

Colorado Mammoth History

Rank	Goals	Assists	Points	Loose Balls	Games Played
1.	J. Grant – 235	G. Prout – 459	G. Prout – 664	J. Gallant – 783	J. Gallant – 181
2.	B. Langtry – 230	J. Grant – 317	J. Grant – 552	J. Cupido – 769	J. Cupido – 134
3.	G. Prout – 205	B. Langtry – 273	B. Langtry – 503	R. Hope – 725	B. Langtry – 132
4.	A. Jones – 194	E. McLaughlin – 182	A. Jones – 374	G. Prout – 647	D. Coates – 128
5.	G. Gait – 149	A. Jones – 180	E. McLaughlin – 326	J. Sims – 629	G. Prout – 127
6.	E. McLaughlin – 144	J. Noble – 173	G. Gait – 270	B. Langtry – 604	N. Carlson – 118
7.	J. Shewchuk – 112	D. Carey – 147	J. Shewchuk – 257	D. Coates – 494	D. Ward – 117
8.	D. Carey – 89	J. Shewchuk – 145	J. Noble – 251	N. Carlson – 453	T. Ethington – 104
9.	J. Noble – 78	G. Gait – 121	D. Carey – 236	I. Gajic – 437	C. Holding – 103
10.	S. Pollock – 73	C. Wardle – 74	S. Pollock – 190	J. Jalbert – 380	R. Hope – 102
					J. Grant – 98
					E. McLaughlin – 98



RECORD BOOK

MAMMOTH ALL-PROS

Season	Player	All-Pro Team
2003	Gary Gait	First
2004	Gary Gait	First
	Gee Nash	First
	Gavin Prout	Second
2005	Gary Gait	Second
2006	Gavin Prout	First
	Jay Jalbert	Second
2007	Gavin Prout	Second
2008	Gavin Prout	Second
2012	John Grant Jr.	First
2013	John Grant Jr.	Second
2014	Adam Jones	Second
2015	Joey Cupido	First
	Adam Jones	Second
2016	Callum Crawford	Second
	Dillon Ward	Second
2017	Dillon Ward	First
2018	Joey Cupido	First
	Dillon Ward	Second
2019	Eli McLaughlin	Second
2020	Dillon Ward	Second
	Robert Hope	Second

MAMMOTH ALL-ROOKIE TEAM MEMBERS

Season	Player
2003	Brian Langtry
2006	Dan Carey
2007	Nenad Gajic, Jamie Shewchuk
2012	Adam Jones
2013	Joey Cupido
2014	Dillon Ward
2015	Alex Buque, Robert Hope, Eli McLaughlin, Jeremy Noble*
2019	Kyle Killen

*NLL-record four teammates named to the All-Rookie Team



RECORD BOOK

MAMMOTH ALL-STARS

Season 2004 **Date** Feb. 22 **Site** Pepsi Center – Denver **Result** East 19, West 15 **Attendance** 16,742

Player	G	A	Pts
Gavin Prout	4	2	6
Jay Jalbert	1	1	2
Gary Galt	0	2	2
Jamie Hanford	1	0	1

Goaltender	W	L	Mins	GAA	Pct
Gee Nash	0	0	30:53	15.54	.667

Season 2005 **Date** Feb. 26 **Site** Pengrowth Saddledome – Calgary, Alberta **Result** East 11, West 10 **Attendance** 11,511

Player	G	A	Pts
Gavin Prout	1	1	2
Gary Galt	1	0	1
Jay Jalbert	1	0	1
Pat Coyle	0	1	1

Goaltender	W	L	Mins	GAA	Pct
Gee Nash	0	1	25:45	11.65	.792

Season 2006 **Date** Feb. 25 **Site** Air Canada Centre - Toronto **Result** West 14, East 13 **Attendance** 15,924

Player	G	A	Pts
Jay Jalbert	1	5	6
Dan Carey	2	1	3
Gavin Prout	0	2	2

Season 2007 **Date** March 10 **Site** Rose Garden – Portland, OR **Result** East 20, West 16 **Attendance** 12,856

Player	G	A	Pts
Gavin Prout	3	5	8
Josh Sims	1	1	2
Dan Carey	0	2	2
John Gallant	0	1	1

Goaltender	W	L	Mins	GAA	Pct
Gee Nash	0	1	30:00	20.00	.600

Season 2008 **Date** March 16 **Site** Rexall Place – Edmonton, Alberta **Result** East 17, West 16, OT **Attendance** 9,574

Player	G	A	Pts
Dan Carey	3	3	6
Gavin Prout	2	0	2
Nick Carlson*	0	2	2

*Substitute for injured Josh Sims

Goaltender	W	L	Mins	GAA	Pct
Gee Nash	0	0	30:00	10.00	.865

Season 2009 **Date** March 7 **Site** Pepsi Center – Denver, CO **Result** East 27, West 21 **Attendance** 13,380

Player	G	A	Pts
Brian Langtry	2	3	5
Nick Carlson	1	2	3
Gavin Prout	2	4	6
Bruce Murray	0	1	1

Goaltender	W	L	Mins	GAA	Pct
Andrew Leyshon	0	1	30:00	26.00	.649



RECORD BOOK

MAMMOTH ALL-STARS (CONT.)

Season	Date	Site	Result
2011	Feb. 27	Turning Stone & Casino Events Center – Verona, NY	East 30, West 26

Player	G	A	Pts
Mac Allen	0	0	0
John Grant, Jr.	5	0	5

Goaltender	W	L	Mins	GAA	Pct
Chris Levis	0	1	30:00	36.00	.581

Season	Date	Site	Result	Attendance
2012	Feb. 25	First Niagra Center – Buffalo, NY	West 20, East 18	13,466

Player	G	A	Pts
John Grant Jr.	1	3	4
Adam Jones	1	4	5
Gavin Prout	4	0	4
Rory Smith	0	0	0

Goaltender	W	L	Mins	GAA	Pct
Chris Levis	0	0	30:00	22.00	.718



RECORD BOOK

NLL AWARDS



2003 Most Valuable Player

Gary Gait's historic first season in Denver showed Colorado fans exactly why he is considered to be the best player in National Lacrosse League history. Gait carried the Mammoth in its inaugural season, smashing the single-season scoring record with 61 goals. He added 35 assists to finish third in overall league scoring with 96 points and was the centerpiece of the Mammoth offense that finished second in league scoring.



2003 Rookie of the Year

Brian Langtry quickly endeared himself to fans in Denver by scoring the overtime game-winner against the Toronto Rock in the Colorado Mammoth's first ever game on Jan. 3, 2003. He continued to delight fans of the fledgling Mammoth during the 2003 season with his deadly shooting and fiery on-field persona. Langtry racked up 28 goals and 34 assists to place third on the team in scoring and led all NLL rookies with 62 points.



2004 Sportsmanship Award

Mammoth captain Gary Gait, who led the NLL with 55 goals and five game-winning goals, served just four penalties for eight penalty minutes in 16 games. The Mammoth was the third-least penalized team this season, averaging just 18.75 penalty minutes per game.



2004 Goaltender of the Year

Gee Nash was named the National Lacrosse League's top goaltender after posting a career-high 11 wins and backstopping his team to the league's best record. In his fifth NLL season Nash recorded a league-best .790 save percentage and posted the third-best goals against average (10.68) among regular starting goaltenders.




2005 Sportsmanship Award

Gary Gait won the Sportsmanship Award for the second consecutive season in 2005 after retiring as the National Lacrosse League's all-time leading scorer. Gait served just two penalties for four penalty minutes in 16 games, while finishing ninth in league scoring with 81 points. The Mammoth was the fourth-least penalized team in 2005, averaging 23.25 penalty minutes per game.



2008 Sportsmanship Award

The Mammoth's Dan Carey deservedly won the NLL 2008 Sportsmanship Award. The left-handed forward has played three seasons for the Mammoth and in his 43 career games; Carey has accumulated only 11 penalty minutes, none in 2008. Before suffering a season-ending injury in 2008, Carey scored 22 goals and 27 assists in 11 games. Admired by teammates and opponents alike, Carey was named to the 2008 All-Star team. The Mammoth was the 4th least penalized team in the National Lacrosse League in 2008, averaging 20.56 penalty minutes per game.



2012 Most Valuable Player

John Grant Jr. rewrote the NLL record books, setting a new single-season points record (116) despite missing two games. His 50 goals were tops in the NLL, and his 19 power-play assists were second-most. Grant scored his 500th career goal and recorded his 1000th career point and 1000th career loose ball. He was a three-time NLL Player of the Month and four-time NLL Offensive Player of the Week.



RECORD BOOK

NLL AWARDS (CONT.)

2012 Rookie of the Year

Adam Jones, the third overall pick in the 2011 NLL Entry Draft, led all rookies in points (76) and assists (47). Both were franchise rookie records, as was his goal total (29). Jones was a three-time NLL Rookie of the Week and two-time NLL Rookie of the Month. He was the team's third-leading scorer.

2015 Transition Player of the Year

Joey Cupido enjoyed a breakout season in 2015, leading all defensemen in goals (16) and points (31). He topped the National Lacrosse League with 40 caused turnovers while his .372 shooting percentage was best among all players league-wide who scored nine or more goals. Cupido's four short-handed tallies were the most among defensemen, and one shy of the league-leader.

2016 NLL Air Canada 'Wingman of the Year'

Callum Crawford tied an NLL single-season record with 83 assists in 2016, and was honored for his playmaking ability and aerial athleticism around the crease. The forward – in his first season with the Mammoth – registered five-plus assists eight times, including a nine-assist output against Buffalo in January which tied for the most by a player in a game in 2016. His 32 goals tied a career-high, and his 115 points were one shy of the team's single-season record.

2017 Goaltender of the Year

Dillon Ward, in his fourth year with the Mammoth, enjoyed a remarkable seven-game stretch in 2017, boasting a save percentage of .800 or better in every outing. He anchored a defense that held its opponents to single-digit goals in four straight games. Ward finished the 2017 campaign second in save percentage (.793) and in goals-against-average (10.89).

2018 Transition Player of the Year

Joey Cupido, in his seventh season with the Mammoth, was first in goals scored (16) and second in points scored (27) by NLL defensemen, posting the second-most shorthanded goals (5) in the NLL. Cupido's shooting percentage (.390) was the third highest in the NLL.

2018 Executive of the Year

Matt Hutchings is the Executive Vice President and Chief Operating Officer of Kroenke Sports & Entertainment. Hutchings received the award for his role as Governor of the Colorado Mammoth. Under Hutchings' leadership, Mammoth staff increased revenue by 7.8% and increased paid tickets by 3% year-over-year. Hutchings also oversaw the Mammoth's staffing and significant team changes in 2018.

EXECUTIVE AWARDS

Steve Govett	2004 Executive of the Year
John Ellis	2005 Sponsorship Executive of the Year
Jason Linscott	2005 Ticket Sales Executive of the Year
Brian Kitts	2008 Marketing Executive of the Year
Dave Reeder	2008 Sponsorship Executive of the Year
Matt Hutchings	2018 Executive of the Year



RECORD BOOK

COLORADO MAMMOTH TEAM AWARDS (CREATED IN 2015)

Jay Jalbert Award (Teammate of the Year)

2015 – Tyler Codron
2016 – Dan Coates
2017 – Robert Hope
2018 – Robert Hope
2019 – Robert Hope, Dan Coates
2020 – Tyler Carlson

Fan Choice Award (Selected by the Fans)

2015 – Joey Cupido
2016 – Jordan Gilles
2017 – Josh Sullivan
2018 – Joey Cupido
2019 – Jeff Wittig
2020 – Joey Cupido

Dave Stilley Award (Top Defenseman)

2015 – Dan Coates
2016 – Dan Coates & Robert Hope
2017 – Greg Downing
2018 – Robert Hope
2019 – Robert Hope
2020 – Robert Hope

John Grant, Jr. Award (Top Offenseman)

2019 – Eli McLaughlin
2020 – Ryan Lee

Jamie Hanford Award (Most Inspirational)

2015 – Jeremy Noble
2016 – John Grant, Jr.
2017 – Cameron Holding
2018 – Joey Cupido
2019 – Steve Fryer
2020 – Chris Wardle

Gary Gait Award (Most Valuable Player)

2015 – Adam Jones
2016 – Callum Crawford
2017 – Dillon Ward
2018 – Dillon Ward
2019 – Eli McLaughlin
2020 – Dillon Ward

President's Award (Standard of Excellence, Team's Highest Honor)

2015 – Cody Moll
2016 – Adam Jones
2018 – Joel Raether
2019 – Dan Coates

ENTRY DRAFT SELECTIONS

2002

Round	Selection	Player	College/Club
2	21	Ryan Soliday	Syracuse
5	57	Billy St. George	Syracuse
6	69	Kevin Smithies	Bucknell
7	81	Tom Ethington	Denver
8	93	Chase Jaeger	Delta
9	104	Brad Reppert	Towson
9	105	Mike Nappolilli	Colorado State

2003

Round	Selection	Player	U.S. College/Canadian Club
3	24	Curtis Smith	Ohio State
3	31	Brian Potter	Victoria
4	35	Dan Cocchi	Towson
5	45	Graham Palmer	Victoria
6	55	Devon Spilker	Limestone
7	65	Pat Meyers	Ohio State
8	76	Mike Frissora	Middlebury



RECORD BOOK

ENTRY DRAFT SELECTIONS (CONT.)

2004

Round	Selection	Player	U.S. College/Canadian Club
3	29	Lee Zink	Maryland
4	40	Cory Vann	Denver
5	52	Andrew Huelskoetter	Denver
6	63	Mark Plonkey	Colorado State

2005

Round	Selection	Player	U.S. College/Canadian Club
1	7	Dan Carey	Canisius
2	16	Ryan Marshall	Duke
3	28	Shawn Williams	Surrey (British Columbia)
4	39	Scott Davidson	Denver
5	50	Andy Glen	Peterborough (Ontario)
6	62	Adam Hughes	Cortland State

2006

Round	Selection	Player	U.S. College/Canadian Club
1	13	Gary Bining	Ohio State
2	25	Jamie Shewchuk	Burnaby (British Columbia)
3	34	Matt Poskay	Virginia
4	51	Curtis Morwick	Victoria (British Columbia)
5	64	Casey Cittadino	Towson
6	77	Sean Morris	Massachusetts

2007

Round	Selection	Player	U.S. College/Canadian Club
2	26	Nathan Sanderson	Rutgers
3	30	Dylan Llord	St. Catherines (Ontario)
3	40	Matt Wilson	Coquitlam (British Columbia)
4	54	Andrew Spack	Loyola (Md.)
6	82	Ryan Clark	Nanaimo (British Columbia)

2008

Round	Selection	Player	U.S. College/Canadian Club
1	7	Matt Danowski	Duke University
3	31	Mike Ward	Duke University
4	43	Terry Kiminer	University of Maryland, Baltimore
6	69	Ryan McFadyen	Duke University



RECORD BOOK

ENTRY DRAFT SELECTIONS (CONT.)

2009

Round	Selection	Player	U.S. College/Canadian Club
1	4	Cliff Smith	University of Denver
1	5	Alex Gajic	University of Denver
2	17	Brad Richardson	University of Denver
3	32	Shaun Dhaliwal	Burnaby, BC
4	35	Ryan McFadyen	Duke University
6	55	Neil Tyacke	New Westminster, BC

2010

Round	Selection	Player	U.S. College/Canadian Club
2	11	Ned Crotty	Duke University
3	22	Ken Clausen	University of Virginia
5	42	John Rae	Barrie, ON
6	52	Mark Farthing	Peterborough, ON

2011

Round	Selection	Player	U.S. College/Canadian Club
1	3	Adam Jones	Canisius College
1	8	Dan Coates	Canisius College
2	13	Jordan McBride	Stony Brook University
2	14	Jamie Lincoln	Hofstra University
2	16	Tye Belanger	Peterborough Lakers
4	30	Craig England	Orangeville, ON
5	38	Joey Cupido	Six Nations, ON
6	47	Jovan Miller	Syracuse University

2012

Round	Selection	Player	U.S. College/Canadian Club
1	9	Colton Clark	Bellarmine University
5	44	Jaeden Gastaldo	Langley Thunder
6	53	Alex Demopoulos	University of Denver

2013

Round	Selection	Player	U.S. College/Canadian Club
1	3	Dillon Ward	Bellarmine University
4	31	Cody McMahon	Orangeville Northmen
4	32	Cameron Mann	Jacksonville University
5	40	Dom Sebastiani	University of Delaware
6	49	Jake Weidner	Brampton Excelsiors Junior 'A'



RECORD BOOK

ENTRY DRAFT SELECTIONS (CONT.)

2014

Round	Selection	Player	U.S. College/Canadian Club
1	4	Eli McLaughlin	Coquitlam Adanacs
1	7	Robert Hope	Pfeiffer University
2	17	Alex Buque	New Westminster Salmonbellies
4	32	Zach Rogers	Providence College
5	41	DJ Giacobbo	Canisius College
5	42	Terry Ellis	University of Denver
6	50	Mike Crampton	Air Force Academy

2015

Round	Selection	Player	U.S. College/Canadian Club
4	32	Bryce Sweeting	Peterborough Lakers Junior 'A'
5	45	Dane Sorensen	Florida Southern College
6	52	Jordan Gilles	Delta Islanders Junior 'A'

2016

Round	Selection	Player	U.S. College/Canadian Club
1	9	Zach Herweyers	Loyola University
4	35	Taylor Stuart	Bellarmino University
5	46	Kyle Whitlow	Marquette University
6	55	Jahmal Shears	Mimico Junior 'A'

2017

Round	Selection	Player	U.S. College/Canadian Club
3	25	Ryan Lee	RIT/Nanaimo
3	28	Connor Cannizarro	University of Denver
4	38	Jarrod Neumann	Providence University
6	55	Rowan Kelly	Toronto Beaches

2018

Round	Selection	Player	U.S. College/Canadian Club
2	22	Kyle Killen	RIT
3	30	Dennon Armstrong	Coquitlam Adanacs
3	35	Julian Garritano	Sacred Heart University
4	48	Dylan Laprade	Brock University
6	72	Steven Lee	Fanshawe College



RECORD BOOK

ENTRY DRAFT SELECTIONS (CONT.)

2019

Round	Selection	Player	U.S. College/Canadian Club
1	6	Warren Jeffrey	University of Vermont
2	23	Will Malcom	New Westminster Salmonbellies
2	26	Brett Craig	Seton Hall University
2	31	Jake McNabb	St. Catherine's Junior "A"
3	39	Dylan Kinnear	Towson University
5	69	Dan Bucaro	Georgetown
6	82	Liam Osborne	Belmont Abbey College

2020

Round	Selection	Player	U.S. College/Canadian Club
2	18	Ron John	University of Albany
2	22	Brett McIntyre	UMBC
2	28	Jordan Trottier	RIT
2	31	Jalen Chaster	Coquitlam Junior "A"
3	40	Curtis Conley	Trent University
4	66	Jared Bernhardt	Maryland University
6	86	Sam LeClair	Brock University

2021

Round	Selection	Player	U.S. College/Canadian Club
2	22	Asher Nolting	High Point University
3	44	Logan Wisnaukas	Maryland University
4	54	Keegan Khan	Maryland University
5	69	Jake Higgins	Maryland University
6	83	Noah Lebar	Kitchener Waterloo Junior "A"



RECORD BOOK

2003 SEASON-BY-SEASON RESULTS AND STATISTICS

First place, East Division / Record: 9-7 (Home: 6-2; Away: 3-5; Overtime: 1-1)

Date	Opponent	Result	Record	Attendance	Site
Jan. 3	Toronto	W, 13-12 OT	1-0	16,125	Denver
Jan. 11	Ottawa	L, 13-11	1-1	3,586	Ottawa
Jan. 18	Philadelphia	W, 13-9	2-1	16,606	Denver
Jan. 25	Philadelphia	L, 13-11	2-2	13,848	Philadelphia
Jan. 31	N.Y. Saints	W, 19-13	3-2	18,207	Denver
Feb. 6	N.Y. Saints	L, 20-12	3-3	3,472	Uniondale, N.Y.
Feb. 8	New Jersey	W, 16-14	4-3	14,735	Denver
Feb. 14	Calgary	L, 14-13 OT	4-4	15,175	Denver
Feb. 21	Albany	L, 19-15	4-5	3,210	Albany, N.Y.
March 1	Vancouver	W, 18-12	5-5	16,032	Denver
March 16	Vancouver	L, 14-9	5-6	7,250	Vancouver, B.C.
March 21	Rochester	L, 16-12	5-7	16,820	Denver
March 23	New Jersey	W, 18-17	6-7	6,287	E. Rutherford, N.J.
March 28	Albany	W, 19-16	7-7	18,207	Denver
April 5	Calgary	W, 14-11	8-7	13,139	Calgary, Alberta
April 13	Toronto	W, 13-10	9-7	17,888	Toronto

#	Player	GP	G	A	Pts	Shots	GWG	PPG	SHG	LB
00	Tom Still	14	0	3	3	0	0	0	0	31
3	Del Halladay	16	30	29	59	203	2	10	2	74
4	Tom Phair	16	11	10	21	42	0	1	1	37
5	Jamie Hanford	16	1	5	6	18	0	0	0	80
6	Brian Langtry	15	28	34	62	140	3	6	1	107
11	John Gallant	16	3	5	8	7	0	0	1	75
12	Al Truant	13	14	14	28	70	0	2	0	36
13	John Rosa	15	3	18	21	12	0	0	2	86
14	Rory Graham	4	2	1	3	4	0	0	0	10
16	Ted Dowling	14	28	42	70	182	1	6	1	73
17	Ben Prepchuk	12	21	19	40	106	0	3	6	42
17	Matt Shearer	1	1	0	1	9	0	0	0	0
19	Josh Sims	14	8	20	28	34	0	1	0	112
21	Erik Miler	16	0	23	23	3	0	0	0	186
22	Gary Galt	16	61	35	96	253	3	11	5	105
23	Eric Seremet	2	0	4	4	3	0	0	0	7
23	Trevor Tierney	1	0	0	0	1	0	0	0	0
28	Tom Ethington	4	1	1	2	1	0	0	0	8
34	Brian Reese	15	1	8	9	4	0	0	0	61
41	Bryan Cole	10	3	6	9	10	0	0	0	36
43	Hugh Donovan	9	0	2	2	2	0	0	0	29
66	Kev. Stewardson	6	3	4	7	11	0	0	0	20
77	Dave Stilley	7	0	2	2	0	0	0	0	16
88	Matt Ogelsby	12	2	6	8	23	0	0	0	72
91	Fred Jenner	8	5	5	10	33	0	1	1	8
Totals			226	296	522	1171	9	41	20	1312

#	Goaltender	GP	Mins	GA	Avg	Saves	Pct.	W	L
00	Tom Still	5	142:24	44	18.54	81	.648	1	1
21	Erik Miller	16	811:20	177	13.09	529	.749	8	6
Totals			968:31	223	13.81	610	.732	9	7



RECORD BOOK

2004 SEASON-BY-SEASON RESULTS AND STATISTICS

First place, West Division / Record: 13-3 (Home: 7-1; Away: 6-2; Overtime: 3-0)

Date	Opponent	Result	Record	Attendance	Site
Jan. 2	San Jose	W, 17-8	1-0	17,778	Denver
Jan. 9	Arizona	W, 12-11	2-0	5,277	Glendale, Ariz.
Jan. 10	San Jose	L, 13-12	2-1	8,137	San Jose, Calif.
Jan. 18	Vancouver	W, 13-12 OT	3-1	6,554	Vancouver, B.C.
Jan. 25	Arizona	W, 14-13 OT	4-1	14,857	Denver
Jan. 30	Calgary	L, 14-13	4-2	18,305	Denver
Feb. 7	Vancouver	W, 11-10	5-2	18,290	Denver
Feb. 14	Calgary	W, 13-12 OT	6-2	10,129	Calgary, Alberta
Feb. 27	Anaheim	W, 13-8	7-2	4,249	Anaheim, Calif.
Feb. 28	Anaheim	W, 15-10	8-2	18,029	Denver
March 6	Philadelphia	W, 13-12	9-2	17,385	Denver
March 13	Rochester	W, 18-12	10-2	8,527	Rochester, N.Y.
March 19	Arizona	L, 14-13	10-3	5,521	Glendale, Ariz.
March 21	Calgary	W, 11-8	11-3	11,536	Calgary, Alberta
March 26	San Jose	W, 18-6	12-3	18,274	Denver
April 3	Anaheim	W, 17-10	13-3	18,024	Denver

#	Player	GP	G	A	Pts	Shots	GWG	PPG	SHG	LB
00	Tom Still	1	0	0	0	0	0	0	0	0
2	Tom Phair	2	1	0	1	1	0	0	0	8
3	Del Halladay	16	24	21	45	150	0	1	1	51
4	Josh Sims	13	5	12	17	23	1	0	0	85
5	Jamie Hanford	13	3	3	6	12	0	0	0	87
6	Brian Langtry	16	24	26	50	155	0	7	3	59
8	Nick Carlson	12	2	9	11	13	0	0	0	50
9	Gavin Prout	16	34	57	91	122	3	7	0	107
10	Jay Jalbert	12	18	17	35	88	2	0	1	87
11	John Gallant	16	2	7	9	8	0	1	0	56
13	John Wilson	13	14	19	33	86	1	9	0	38
14	Rory Graham	8	0	2	2	2	0	0	0	19
15	Jeff Sonke	3	2	1	3	8	0	0	0	3
17	B.J. Potter	8	4	3	7	8	0	0	0	8
19	Ben Prepchuk	16	19	18	37	105	0	6	0	31
20	Scott Stapleford	16	3	9	12	12	0	0	0	26
21	Erik Miller	16	0	1	1	2	0	0	0	20
22	Gary Galt	16	55	38	93	244	5	17	3	80
23	Brad Self	9	5	24	29	41	1	1	0	60
24	Curtis Smith	12	6	13	19	36	0	0	0	28
34	Brian Reese	16	0	11	11	4	0	0	0	58
38	Gee Nash	16	0	13	13	0	0	0	0	52
71	Shawn Cable	5	1	5	6	18	0	0	0	7
77	Dave Stillely	14	1	8	9	6	0	1	0	62
Totals			223	317	540	1144	13	50	8	1082

#	Goaltender	GP	Mins	GA	Avg	Saves	Pct.	W	L
21	Erik Miller	3	154:58	30	11.62	75	.714	2	0
38	Gee Nash	14	803:21	143	10.68	539	.790	11	3
Totals			961:52	173	10.79	614	.780	13	3



RECORD BOOK

2005 SEASON-BY-SEASON RESULTS AND STATISTICS

Third place, West Division / Record: 8-8 (Home: 5-3; Away: 3-5; Overtime: 1-0)

Date	Opponent	Result	Record	Attendance	Site
Jan. 1	Calgary	W, 12-7	1-0	16,397	Denver
Jan. 8	Arizona	L, 16-15	1-1	17,289	Denver
Jan. 22	Buffalo	W, 11-8	2-1	18,137	Denver
Jan. 29	San Jose	L, 12-10	2-2	5,107	San Jose, Calif.
Feb. 4	Calgary	L, 18-16	2-3	10,031	Calgary, Alberta
Feb. 13	Arizona	W, 13-12 OT	3-3	16,238	Denver
Feb. 18	San Jose	W, 14-6	4-3	5,512	San Jose, Calif.
Feb. 24	San Jose	W, 14-8	5-3	16,249	Denver
March 4	Anaheim	W, 13-12	6-3	3,500	Anaheim, Calif.
March 13	Calgary	L, 13-10	6-4	17,380	Denver
March 18	Philadelphia	L, 15-12	6-5	11,742	Philadelphia
March 19	Anaheim	W, 16-8	7-5	16,270	Denver
April 1	Minnesota	W, 15-9	8-5	10,054	St. Paul, Minn.
April 2	Anaheim	L, 10-6	8-6	18,326	Denver
April 9	Arizona	L, 15-12	8-7	6,735	Glendale, Ariz.
April 15	Rochester	L, 13-12	8-8	9,342	Rochester, N.Y.

#	Player	Pos	GP	G	A	Pts	PIM	PPG	SHG	GWG	LB	Shots	SPct	SOG	FO
00	Tom Still	G	0	0	0	0	0	0	0	0	0	0	.000	0	0-0
2	Pat Coyle	D	16	2	15	17	21	0	0	0	88	9	.222	7	0-0
3	Del Halladay	F	11	11	12	23	6	1	0	0	39	85	.129	72	0-0
5	Jamie Hanford	D	16	0	7	7	45	0	0	0	63	10	.000	9	280-420
6	Brian Langtry	F	10	16	11	27	10	1	0	1	37	76	.211	55	0-0
7	Chris Prat	F	9	7	12	19	20	4	1	0	31	38	.184	29	0-0
8	Nick Carlson	F	16	6	12	18	38	0	2	1	61	28	.214	22	0-0
9	Gavin Prout	F	16	28	50	78	32	6	1	1	80	139	.201	106	3-5
10	Jay Jalbert	D	16	18	22	40	40	2	1	1	141	116	.155	88	0-0
11	John Gallant	D	16	2	9	11	23	0	1	0	67	8	.250	8	0-0
15	Jeff Sonke	F	3	0	1	1	2	0	0	0	8	9	.000	7	0-0
19	Paul Gait	F	4	6	3	9	2	3	0	0	13	25	.240	19	0-0
20	Scott Stapleford	D	14	4	12	16	19	0	0	1	23	23	.174	17	0-0
21	Erik Miller	G	1	0	0	0	0	0	0	0	0	0	.000	0	0-0
22	Gary Gait	F	16	33	48	81	4	9	0	1	81	185	.178	148	0-0
23	Brad Self	F	8	7	6	13	0	0	0	0	35	33	.212	23	0-0
24	Josh Sims	F	16	14	14	28	12	1	2	1	111	51	.275	43	0-0
28	Tom Ethington	D	9	0	1	1	8	0	0	0	23	6	.000	5	0-0
29	John McLellan	G	1	0	1	1	0	0	0	0	0	4	.000	3	0-0
	(TOTALS)		3	0	2	2	0	0	0	0	0	4	.000	3	0-0
34	Brian Reese	D	8	1	5	6	13	0	1	0	23	1	1.000	1	0-0
38	Gee Nash	G	16	0	10	10	6	0	0	0	27	0	.000	0	0-0
39	Mark Miyashita	D	10	2	7	9	12	0	0	0	33	3	.667	3	6-15
55	Chris Panos	F	9	8	15	23	10	2	0	1	30	59	.136	49	0-0
72	Randy Daly	F	2	3	1	4	0	2	0	0	3	8	.375	7	0-0
77	Dave Stilley	D	15	2	3	5	31	0	0	0	49	11	.182	8	5-15
88	Dan Stroup	F	16	31	10	41	0	16	1	0	67	121	.256	96	0-0
Totals				201	287	488	372	47	10	8	1133	1065	.189	842	294-455

#	Goaltender	GP	Mins	GA	Avg	Saves	Pct.	W	L
00	Tom Still	5	142:24	44	18.54	81	.648	1	1
21	Erik Miller	16	811:20	177	13.09	529	.749	8	6
Totals			968:31	223	13.81	610	.732	9	7



RECORD BOOK

2006 SEASON-BY-SEASON RESULTS AND STATISTICS

Second place, West Division / Record: 10-6 (Home: 6-2; Away: 4-4; Overtime: 1-1)

Date	Opponent	Result	Record	Attendance	Site
Dec. 30	Philadelphia	L, 13-11	0-1	15,726	Denver
Jan. 7	Rochester	W, 12-11	1-1	16,850	Denver
Jan. 13	San Jose	W, 9-7	2-1	15,632	Denver
Jan. 14	San Jose	L, 10-7	2-2	6,277	San Jose, Calif.
Jan. 21	Portland	L, 12-11	2-3	9,916	Portland, Ore.
Feb. 3	Arizona	W, 18-17 OT	3-3	6,373	Glendale, Ariz.
Feb. 11	San Jose	W, 8-7	4-3	18,027	Denver
March 3	Edmonton	W, 15-10	5-3	16,732	Denver
March 11	Calgary	L, 15-14 OT	5-4	12,028	Calgary, Alberta
March 12	Portland	L, 12-11	5-5	15,247	Denver
March 18	Arizona	W, 15-11	6-5	6,420	Glendale, Ariz.
March 25	Edmonton	W, 13-7	7-5	9,527	Edmonton, Alberta
April 2	Arizona	W, 16-11	8-5	16,435	Denver
April 8	Buffalo	L, 14-12	8-6	11,895	Buffalo, N.Y.
April 14	Calgary	W, 11-8	9-6	17,698	Denver
April 15	Calgary	W, 17-7	10-6	11,884	Calgary, Alberta

#	Player	Pos	GP	G	A	Pts	PIM	PPG	SHG	GWG	LB	Shots	SPct	SOG	FO
2	Pat Coyle	D	16	1	11	12	6	0	0	0	97	7	.143	7	0-0
3	Mike Law	F	3	2	1	3	0	1	0	0	11	9	.222	7	0-0
4	Josh Sims	F	16	12	7	19	26	2	2	1	104	62	.194	45	0-0
5	Jamie Hanford	D	16	0	7	7	24	0	0	0	73	10	.000	8	267-430
6	Brian Langtry	F	15	24	26	50	9	9	1	4	72	153	.157	120	0-0
8	Nick Carlson	F	16	14	15	29	51	3	3	2	56	43	.326	33	1-1
9	Gavin Prout	F	16	29	64	93	42	12	2	0	89	133	.218	101	1-3
10	Jay Jalbert	D	16	19	29	48	55	0	0	0	152	141	.135	112	0-0
11	John Gallant	D	15	1	6	7	23	0	1	0	77	13	.077	10	0-0
14	Andy Glen	D	2	1	0	1	6	0	0	0	6	1	1.000	1	0-0
19	Ben Prepchuk	F	15	12	19	31	10	3	0	1	38	86	.140	63	0-0
20	Scott Stapleford	D	3	1	0	1	0	0	0	0	5	5	.200	5	0-0
21	Steve Voituk	F	3	1	0	1	5	0	0	0	4	13	.077	10	0-0
25	Chris K. Gill	F	16	29	16	45	6	17	0	1	55	93	.312	74	0-0
28	Tom Ethington	D	15	3	2	5	18	1	0	0	41	8	.375	8	0-0
29	John McLellan	G	0	0	0	0	0	0	0	0	0	0	.000	0	0-0
30	Chris Levis	G	10	0	1	1	0	0	0	0	3	2	.000	1	0-0
37	Andrew Burkholder	F	6	6	7	13	0	0	1	0	15	34	.176	24	0-0
	(TOTALS)		7	6	7	13	0	0	1	0	15	35	.171	25	0-0
38	Gee Nash	G	14	1	9	10	0	0	0	0	23	4	.250	4	0-0
42	Gewas Schindler	F	4	2	3	5	6	0	0	0	3	17	.118	14	0-0
44	Dan Carey	F	16	17	45	62	2	9	0	0	80	139	.122	105	0-0
48	Rich Catton	D	16	1	6	7	24	0	0	0	68	10	.100	7	0-0
66	Matt Leveque	D	4	2	0	2	6	0	0	0	13	6	.333	5	0-0
77	Dave Stilley	D	12	0	2	2	64	0	0	0	23	1	.000	1	2-4
88	Dan Stroup	F	15	22	12	34	2	12	0	1	52	117	.188	93	0-0
Totals				200	288	488	409	69	10	10	1160	1099	.182	850	271-438

#	Goaltender	GP	Mins	GA	Avg	Saves	Pct.	W	L
30	Chris Levis	10	292:55	4	3	56	11.47	208	.788
38	Gee Nash	14	670:51	6	3	115	10.29	425	.787
Totals			963:46	10	6	172	10.75	633	.78



RECORD BOOK

2007 SEASON-BY-SEASON RESULTS AND STATISTICS

First place, West Division / Record: 12-4 (Home: 7-1; Away: 5-3; Overtime: 2-0)

Date	Opponent	Result	Record	Attendance	Site
Dec. 30	Rochester	W, 20-15	1-0	15,670	Denver
Jan. 5	Arizona	W, 10-6	2-0	7,179	Glendale, Ariz.
Jan. 13	Buffalo	W, 11-10 OT	3-0	16,523	Denver
Jan. 19	Edmonton	W, 16-9	4-0	11,065	Edmonton, Alberta
Jan. 20	Calgary	L, 17-13	4-1	11,582	Calgary, Alberta
Jan. 25	Portland	W, 15-11	5-1	14,388	Denver
Feb. 3	Edmonton	W, 16-7	6-1	17,804	Denver
Feb. 15	Portland	W, 10-8	7-1	7,192	Portland, Ore.
Feb. 18	Calgary	W, 15-12	8-1	17,911	Denver
Feb. 24	Portland	W, 13-7	9-1	18,024	Denver
March 17	Toronto	W, 13-12	10-1	15,614	Toronto
March 24	Buffalo	L, 19-15	10-2	15,156	Buffalo, N.Y.
March 30	Arizona	L, 14-8	10-3	18,027	Denver
March 31	Minnesota	W, 11-9	11-3	10,114	St. Paul, Minn.
April 12	San Jose	W, 13-12	12-3	16,012	Denver
April 13	San Jose	L, 11-10	12-4	3,288	San Jose, Calif.

#	Player	Pos	GP	G	A	Pts	PIM	PPG	SHG	GWG	LB	Shots	SPct	SOG	FO
2	Pat Coyle	D	13	1	3	4	4	0	1	0	61	3	.333	2	0-0
3	Mike Law	F	14	13	12	25	0	4	2	0	58	85	.153	72	0-0
4	Josh Sims	T	15	19	20	39	12	0	4	0	136	92	.207	67	1-1
5	Jamie Hanford	D	15	2	4	6	14	0	0	0	72	12	.167	7	275-416
6	Brian Langtry	F	16	31	36	67	24	13	2	1	77	232	.134	181	1-1
8	Nick Carlson	T	8	3	4	7	12	0	0	0	23	12	.250	10	0-0
9	Gavin Prout	F	16	30	59	89	32	11	2	1	85	141	.213	108	0-1
11	John Gallant	D	11	1	8	9	11	1	0	1	79	5	.200	3	0-0
13	Scott Davidson	T	1	0	0	0	0	0	0	0	2	3	.000	2	19-29
18	Nenad Gajic	T	16	13	24	37	14	1	2	1	102	39	.333	32	0-0
19	Ben Prepchuk	F	13	15	16	31	4	7	0	0	36	82	.183	65	0-0
28	Tom Ethington	D	13	0	2	2	12	0	0	0	36	10	.000	8	0-0
30	Chris Levis	G	10	0	2	2	4	0	0	0	8	0	.000	0	0-0
37	Andrew Burkholder	F	3	1	2	3	0	0	0	0	6	17	.059	12	0-0
38	Gee Nash	G	14	0	6	6	0	0	0	0	28	1	.000	1	0-0
44	Dan Carey	F	16	32	44	76	9	7	2	1	75	155	.206	112	0-0
47	Jason Bloom	T	10	2	9	11	10	0	0	0	33	15	.133	11	0-0
48	Rich Catton	D	16	0	8	8	33	0	0	0	63	3	.000	2	0-0
55	Jim Moss	T	8	3	8	11	36	0	0	1	40	10	.300	9	0-0
66	Matt Leveque	D	12	1	2	3	19	0	0	0	35	6	.167	5	0-0
72	Jordan Cornfield	F	9	9	3	12	6	1	0	1	21	43	.209	36	0-0
77	Dave Stilley	D	12	2	4	6	20	0	0	0	25	5	.400	5	1-4
85	Jamie Shewchuk	F	15	27	26	53	19	13	0	1	69	100	.270	80	0-0
94	Matt Taylor	F	4	4	4	8	8	0	0	1	7	23	.174	16	0-0
Totals				209	306	515	339	58	15	12	1187	1094	.191	846	297-452

#	Goaltender	GP	Mins	GA	Avg	Saves	Pct.	W	L
30	Chris Levis	10	285:50	3	4	50	10.50	177	.780
38	Gee Nash	14	681:29	9	0	128	11.27	452	.779
Totals			967:19	12	4	179	11.19	629	.778



RECORD BOOK

2008 SEASON-BY-SEASON RESULTS AND STATISTICS

Second place, West Division / Record: 9-7 (Home: 6-2; Away: 3-5; Overtime: 1-0)

Date	Opponent	Result	Record	Attendance	Site
Dec. 29	Calgary	W, 10-9	1-0	17,811	Denver
Jan. 12	Edmonton	W, 14-11	2-0	17,520	Denver
Jan. 24	Portland	W, 12-11 OT	3-0	6,322	Portland, Ore.
Jan. 26	San Jose	W, 11-6	4-0	18,007	Denver
Feb. 7	Portland	W, 15-12	5-0	15,910	Denver
Feb. 15	Philadelphia	L, 15-13	5-1	17,109	Denver
Feb. 24	Calgary	L, 12-9	5-2	10,203	Calgary, Alberta
March 8	San Jose	L, 12-8	5-3	18,201	Denver
March 14	Calgary	W, 11-6	6-3	11,134	Calgary, Alberta
March 20	Portland	L, 16-15	6-4	6,182	Portland, Ore.
April 3	Rochester	W, 11-8	7-4	16,860	Denver
April 5	Buffalo	L, 12-11	7-5	16,905	Buffalo, N.Y.
April 12	N.Y. Titans	L, 14-10	7-6	6,337	New York City
April 18	Edmonton	W, 15-4	8-6	18,301	Denver
April 19	Edmonton	W, 13-8	9-6	8,142	Edmonton, Alberta
April 26	San Jose	L, 11-6	9-7	2,916	San Jose, Calif.

#	Player	Pos	GP	G	A	Pts	PIM	PPG	SHG	GWG	LB	Shots	SPct	SOG	FO
1	Jed Prossner	F	11	14	10	24	2	0	1	0	32	101	.139	73	0-0
2	Pat Coyle	D	15	1	8	9	14	0	0	0	74	5	.200	3	0-0
4	Josh Sims	T	10	5	5	10	10	0	1	0	59	25	.200	18	0-1
6	Brian Langtry	F	14	30	33	63	21	8	0	0	58	189	.159	144	0-0
8	Nick Carlson	T	16	8	7	15	23	0	0	2	58	37	.216	25	0-0
9	Gavin Prout	F	16	25	67	92	14	8	3	0	85	171	.146	128	5-13
10	Nenad Gajic	T	16	6	18	24	8	0	0	0	121	18	.333	16	0-2
11	John Gallant	D	15	0	6	6	10	0	0	0	79	8	.000	4	0-0
16	Matt Brown	F	3	3	3	6	2	1	0	0	5	13	.231	10	0-0
20	Bruce Murray	D	16	0	4	4	24	0	0	0	73	5	.000	4	0-0
23	Chris S. Gill	T	6	0	4	4	6	0	0	0	33	6	.000	4	36-69
25	Chris K. Gill	F	5	6	7	13	4	4	1	0	11	26	.231	21	0-0
	(TOTALS)		13	18	12	30	14	10	1	1	38	77	.234	58	0-0
28	Tom Ethington	D	16	1	3	4	30	0	0	0	60	7	.143	5	0-0
30	Chris Levis	G	8	0	1	1	4	0	0	0	7	0	.000	0	0-0
38	Gee Nash	G	13	0	4	4	2	0	0	0	14	0	.000	0	0-0
43	Dylan Llord	F	3	3	2	5	2	0	0	0	8	14	.214	10	0-0
44	Dan Carey	F	11	22	27	49	0	8	1	1	68	138	.159	95	0-0
47	Jason Bloom	T	9	5	6	11	4	0	0	1	19	28	.179	24	28-60
48	Rich Catton	D	16	1	2	3	55	0	0	0	54	4	.250	4	0-0
55	Jim Moss	T	12	0	5	5	17	0	0	0	45	5	.000	3	131-259
66	Matt Leveque	D	8	0	1	1	13	0	0	0	22	4	.000	3	5-10
72	Jordan Cornfield	F	7	7	11	18	2	1	0	0	27	40	.175	29	0-0
85	Jamie Shewchuk	F	15	26	38	64	24	10	0	3	69	145	.179	111	0-0
95	Jason Wulder	F	16	21	26	47	4	13	0	2	48	89	.236	72	0-0
Totals				184	298	482	329	53	7	9	1129	1078	.171	806	205-414

#	Goaltender	GP	Mins	GA	Avg	Saves	Pct.	W	L
30	Chris Levis	8	322:49	2	3	54	10.04	202	.789
38	Nash, Gee	13	640:24	7	4	112	10.49	366	.766
Totals			963:13	9	7	167	10.44	568	.773



RECORD BOOK

2009 SEASON-BY-SEASON RESULTS AND STATISTICS

Fourth place, West Division / Record: 7-9 (Home: 4-4; Away: 3-5; Overtime: 0-2)

Date	Opponent	Result	Record	Attendance	Site
Jan. 9	Portland	W, 12-10	1-0	6,859	Portland, OR
Jan. 10	Portland	L, 14-5	1-1	16,987	Denver
Jan. 24	Edmonton	L, 11-9	1-2	16,734	Denver
Jan. 31	New York	W, 12-8	2-2	15,023	Denver
Feb. 7	Minnesota	W, 13-8	3-2	11,174	St. Paul, Minn.
Feb. 14	Calgary	W, 13-12	4-2	17,712	Denver
Feb. 21	San Jose	L, 14-9	4-3	5,578	San Jose, CA
Feb. 22	Edmonton	L, 10-9	4-4	7,249	Edmonton, Alberta
March 14	San Jose	W, 14-11	5-4	3,535	San Jose, CA
March 21	Calgary	L, 13-10	5-5	10,958	Calgary, Alberta
March 22	Minnesota	W, 13-11	6-5	15,594	Denver
March 28	Philadelphia	L, 17-13	6-6	11,876	Philadelphia, PA
April 3	Rochester	L, 12-8	6-7	16,834	Denver
April 4	Portland	L, 13-12 OT	6-8	7,859	Portland, OR
April 11	San Jose	L, 11-10 OT	6-9	16,189	Denver
April 17	Edmonton	W, 10-9	7-9	16,727	Denver

#	Player	Pos	GP	G	A	Pts	PIM	PPG	SHG	GWG	LB	Shots	SPct	SOG	FO
00	Curtis Palidwor	G	5	0	2	2	0	0	0	0	0	0	.000	0	0-0
	(Totals)		14	0	3	3	0	0	0	0	0	1	.000	1	0-0
1	Jed Prossner	F	14	15	20	35	4	4	0	2	34	100	.150	71	0-0
3	Tim Booth	T	3	0	0	0	2	0	0	0	7	0	.000	0	21-54
4	Josh Sims	T	3	1	5	6	0	0	0	0	22	7	.143	5	4-6
5	Mike Ward	T	6	0	3	3	2	0	0	0	24	4	.000	2	0-0
6	Brian Langtry	F	16	38	41	79	24	10	1	1	80	236	.161	183	0-0
7	Bryan Safarik	T	16	1	10	11	30	0	0	0	98	10	.100	5	0-0
8	Nick Carlson	F	16	4	14	18	20	0	0	0	83	33	.121	26	0-0
9	Gavin Prout	F	16	26	48	74	14	7	1	1	96	147	.177	107	8-23
10	Nenad Gajic	T	5	3	2	5	2	0	0	0	32	9	.333	9	0-0
11	John Gallant	D	16	1	11	12	14	0	0	0	91	4	.250	4	0-0
14	Steve Forsythe	D	11	0	0	0	2	0	0	0	13	0	.000	0	0-0
15	Tyler Crompton	F	13	9	5	14	18	0	0	0	35	45	.200	37	39-75
20	Bruce Murray	D	9	0	4	4	11	0	0	0	41	2	.000	1	0-0
21	Gary Rosyski	F	15	15	36	51	25	7	1	1	54	137	.109	88	0-0
23	Chris Gill (va)	T	4	2	1	3	4	0	0	0	21	4	.500	4	33-80
25	Chris Gill	F	11	17	4	21	4	7	0	0	22	43	.395	33	0-0
26	Andrew Potter	F	1	1	0	1	0	0	0	0	2	3	.333	2	0-0
28	Tom Ethington	D	16	2	5	7	17	0	0	0	61	13	.154	11	0-0
30	Jeremy Ogden	G	1	0	0	0	0	0	0	0	0	0	.000	0	0-0
38	Gee Nash	G	3	0	0	0	0	0	0	0	4	0	.000	0	0-0
40	Matt Danowski	F	9	7	7	14	2	2	0	1	18	59	.119	43	0-0
	(Totals)		9	7	7	14	2	2	0	1	18	59	.119	43	0-0
41	Andrew Leyshon	G	15	0	4	4	2	0	0	0	1	0	.000	0	0-0
44	Dan Carey	F	5	5	9	14	0	0	0	0	27	50	.100	35	0-0
48	Rich Catton	D	15	0	5	5	48	0	0	0	57	3	.000	2	0-0
55	Jim Moss	T	0	0	0	0	0	0	0	0	0	0	.000	0	0-0
66	Matt Leveque	D	12	4	2	6	11	0	0	0	46	11	.364	9	83-177
85	Jamie Shewchuk	F	16	20	33	53	16	8	0	1	70	160	.125	121	0-0
Totals				172	271	443	331	45	3	7	1059	1083	.159	801	188-415

#	Goaltender	GP	Mins	GA	Avg	Saves	Pct.	W	L
00	Curtis Palidwor	12	111:51	1	1	22	11.80	55	.696
	(Totals)	14	157:17	1	2	32	12.21	84	.724
30	Jeremy Ogden	1	1:09	0	0	0	.00	0	.000
38	Gee Nash	3	106:44	1	1	24	13.49	55	.696
41	Andrew Leyshon	16	752:06	5	7	137	10.93	468	.774
Totals				7	9	184	11.50	591	.763



RECORD BOOK

2010 SEASON-BY-SEASON RESULTS AND STATISTICS

Fifth place, West Division / Record: 4-12 (Home: 0-8; Away: 4-4; Overtime: 3-0)

Date	Opponent	Result	Record	Attendance	Site
January 9	Washington	L, 17-8	0-1	4,737	Everett
January 16	Edmonton	L, 14-13	0-2	15,178	Denver
January 22	Minnesota	W, 15-14 OT	1-2	8,648	St. Paul, Minn.
January 23	Philadelphia	W, 12-11 OT	2-2	8,201	Philadelphia
January 30	Washington	L, 12-11	2-3	15,242	Denver
February 5	Orlando	L, 12-5	2-4	13,953	Denver
February 20	Minnesota	L, 15-5	2-5	9,983	St. Paul, Minn.
February 27	Minnesota	L, 13-12	2-6	15,427	Denver
March 13	Edmonton	L, 13-9	2-7	14,566	Denver
March 26	Washington	L, 15-14	2-8	15,102	Denver
March 27	Washington	L, 12-9	2-9	5,808	Everett
April 3	Buffalo	W, 12-11 OT	3-9	16,951	Buffalo
April 9	Edmonton	W, 14-10	4-9	7,493	Edmonton
April 10	Calgary	L, 12-11	4-10	12,321	Calgary
April 16	Boston	L, 9-7	4-11	15,104	Denver
April 23	Calgary	L, 11-10	4-12	15,727	Denver

#	Player	Pos	GP	G	A	Pts	PIM	PPG	PPA	SHG	SHA	GWG	LB	TO	CTO	S	SPct	SOG	FO
1	Prossner, Jed	F	13	25	10	35	0	5	1	0	0	0	58	0	0	111	.225	87	0-0
5	Morgan, David	D	3	0	0	0	12	0	0	0	0	0	5	0	0	0	.000	0	0-0
6	Langtry, Brian	F	16	24	41	65	6	2	12	0	0	0	68	0	0	192	.125	153	0-0
8	Carlson, Nick	T	15	3	13	16	12	0	1	0	0	1	71	0	0	15	.200	13	0-0
9	Gajic, Ilija	F	10	16	11	27	23	2	2	1	0	0	54	0	0	100	.160	81	0-1
10	Gajic, Alex	F	16	26	22	48	29	7	3	1	0	1	57	0	0	106	.245	85	0-0
11	Gallant, John	D	13	0	3	3	6	0	0	0	0	0	57	0	0	1	.000	1	0-0
14	Forsythe, Steve	D	9	0	3	3	2	0	0	0	0	0	20	0	0	1	.000	1	0-0
17	Richardson, Brad	D	14	0	4	4	18	0	0	0	0	0	77	0	0	5	.000	2	167-362
19	Gajic, Nenad	T	9	0	13	13	10	0	1	0	0	0	40	0	0	12	.000	10	0-0
20	Murray, Bruce	D	16	1	4	5	30	0	1	0	1	0	78	0	0	5	.200	5	0-0
24	McFadyen, John	D	8	0	0	0	52	0	0	0	0	0	15	0	0	1	.000	1	0-0
25	Gill, Chris	F	2	1	0	1	0	0	0	0	0	0	6	0	0	4	.250	4	0-0
26	Wilson, Matt	D	2	0	0	0	0	0	0	0	0	0	4	0	0	0	.000	0	3-4
27	Smith, Cliff	T	13	10	10	20	16	0	1	0	0	0	39	0	0	53	.189	39	10-20
28	Ethington, Tom	D	15	2	4	6	6	0	0	0	1	1	57	0	0	5	.400	5	0-0
33	Veltman, Peter	F	5	0	4	4	5	0	0	0	0	0	8	0	0	11	.000	7	11-19
48	Calton, Rich	D	14	1	5	6	11	0	0	0	1	0	42	0	0	5	.200	4	0-0
65	Floris, Jamie	F	4	2	4	6	0	0	0	0	0	0	4	0	0	7	.286	4	11-24
77	Dhaliwal, Shawn	F	1	0	2	2	0	0	0	0	0	0	1	0	0	4	.000	4	0-0
85	Shewchuk, Jamie	F	16	31	35	66	13	3	5	1	0	1	83	0	0	161	.193	123	0-0
91	Conway, Cory	F	10	9	25	34	7	3	6	0	1	0	40	0	0	62	.145	52	0-0
Totals			16	167	266	433	290	22	39	4	4	4	1043	0	0	974	.171	765	203-437

#	Goaltender	GP	Mins	W	L	GA	GAA	SV	SV%
30	Levis, Chris	11	556:32	2	9	106	11.43	345	.765
41	Leyshon, Andrew	16	372:06	2	3	83	13.38	209	.716
00	Palidwor, Curtis	1	21:11	0	0	4	11.33	15	.789
88	Tyacke, Neil	4	17:35	0	0	6	20.47	3	.333
Totals		16	--	4	12	201	12.56	572	.740



RECORD BOOK

2011 SEASON-BY-SEASON RESULTS AND STATISTICS

Fourth place, West Division / Record: 5-11 (Home: 3-5; Away: 2-6; Overtime: 1-2)

Date	Opponent	Result	Record	Attendance	Site
January 8	Washington	L, 11-10 OT	0-1	17,029	Denver
January 15	Calgary	W, 8-7	1-1	9,346	Calgary
January 22	Philadelphia	L, 11-10	1-2	16,034	Denver
January 29	Philadelphia	L, 12-11	1-3	8,616	Philadelphia
February 5	Washington	L, 10-8	1-4	14,091	Denver
February 12	Boston	L, 11-6	1-5	8,462	Boston
February 18	Washington	L, 20-7	1-6	3,160	Everett
February 20	Minnesota	L, 12-10	1-7	15,825	Denver
March 4	Minnesota	L, 11-10 OT	1-8	13,957	Denver
March 26	Boston	W, 9-8	2-8	17,123	Denver
April 1	Edmonton	L, 14-10	2-9	7,092	Edmonton
April 2	Edmonton	W, 7-6	3-9	15,027	Denver
April 8	Calgary	L 14-13	3-10	12,213	Calgary
April 9	Edmonton	W, 13-6	4-10	7,164	Edmonton
April 15	Calgary	W, 11-7	5-10	17,841	Denver
April 23	Minnesota	L, 12-8	5-11	9,623	Minnesota

#	Player	Pos	GP	G	A	Pts	PIM	PPG	PPA	SHG	SHA	GWG	LB	TO	CTO	S	SPct	SOG	FO
00	Martin, Connor	F	6	2	0	2	0	0	0	0	0	0	8	6	0	32	.063	24	0-0
1	Prossner, Jed	F	9	5	12	17	2	0	3	0	0	1	23	7	2	46	.109	33	0-0
4	Crotty, Ned	F	8	1	3	4	4	0	0	0	0	0	16	4	6	17	.059	15	0-0
5	Davies, Ben	D	14	1	1	2	20	0	0	0	0	0	28	3	6	4	.250	3	0-0
6	Langtry, Brian	F	14	15	25	40	18	3	8	1	0	1	46	29	2	115	.130	79	0-0
7	Allen, Mac	D	13	2	5	7	57	0	0	0	1	0	83	6	16	9	.222	7	26-61
8	Carlson, Nick	T	15	3	6	9	27	0	0	0	0	0	40	6	6	10	.300	8	0-0
9	Prout, Gavin	F	6	3	20	23	7	2	6	0	1	0	23	19	0	51	.059	37	0-0
10	Gajic, Alex	F	14	24	24	48	0	10	8	1	0	0	52	35	3	118	.203	88	0-0
11	Gallant, John	D	16	1	3	4	35	0	0	0	0	0	81	10	8	3	.333	2	0-3
12	Park, Jarett	T	12	0	2	2	15	0	0	0	0	0	82	10	23	12	.000	10	0-0
14	Forsythe, Steve	D	15	0	0	0	2	0	0	0	0	0	27	5	2	1	.000	1	0-0
15	Campeau, Tim	F	3	0	2	2	0	0	0	0	0	0	7	6	0	12	.000	11	0-0
17	Toll, Steve	D	16	2	11	13	19	0	3	0	1	0	75	9	21	13	.154	11	3-11
17	Richardson, Brad	D	1	0	0	0	0	0	0	0	0	0	4	0	0	0	.000	0	0-0
19	Gajic, Ilija	F	15	7	6	13	28	0	0	0	0	0	101	20	19	46	.152	38	0-0
19	Gajic, Nenad	T	4	0	1	1	16	0	0	0	0	0	6	4	0	3	.000	1	0-0
24	Grant, John	F	16	36	47	83	12	9	18	2	0	2	45	52	3	267	.135	203	0-0
26	Jones, Jason	F	1	0	0	0	22	0	0	0	0	0	1	1	0	1	.000	1	0-00
27	Smith, Cliff	D	8	8	3	11	17	2	1	0	0	1	15	14	0	48	.167	36	0-0
28	Ethington, Tom	D	16	0	3	3	2	0	0	0	0	0	42	6	15	8	.000	6	0-0
44	Carey, Dan	F	12	13	22	35	0	7	6	0	1	0	26	24	3	75	.173	52	0-0
65	Floris, Jamie	F	8	3	4	7	2	0	0	0	0	0	12	8	3	23	.130	15	1-1
66	Leveque, Matt	D	16	0	2	2	4	0	0	0	0	0	36	15	3	4	.000	2	148-316
85	Shewchuk, Jamie	F	5	5	10	15	2	3	3	1	0	0	18	16	1	38	.132	27	0-0
88	Hawksbee, Ian	D	7	0	1	1	10	0	0	0	0	0	39	0	3	1	.000	1	0-0
96	Dalgarno, Joel	F	7	12	10	22	2	3	4	0	1	0	29	7	2	58	.207	45	0-0
97	Wasson-McQuigge, Josh	F	1	1	0	1	0	0	0	0	0	0	2	0	0	2	.500	1	0-0
99	McLellan, Mike	F	9	7	8	15	0	2	5	0	0	0	19	12	3	44	.159	33	0-0
Totals			16	151	236	387	353	41	92	5	8	5	1013	464	183	1061	.142	790	178-392

#	Goaltender	GP	Mins	W	L	GA	GAA	SV	SV%
30	Levis, Chris	16	840:46	5	9	140	9.99	509	.784
35	King, Matt	15	119:38	0	2	25	12.54	69	.734
31	Blasdell, Rob	1	7:50	0	0	4	30.64	1	.200
Totals		16	--	5	11	172	10.75	579	.771



RECORD BOOK

2012 SEASON-BY-SEASON RESULTS AND STATISTICS

Second place, West Division / Record: 11-5 (Home: 5-3; Away: 6-2; Overtime: 2-0)

Date	Opponent	Result	Record	Attendance	Site
January 14	Minnesota	W, 20-14	1-0	14,106	Denver
January 20	Edmonton	W, 13-12	2-0	8,192	Edmonton
January 21	Calgary	W, 13-12 OT	3-0	9,341	Calgary
January 28	Rochester	W, 14-11	4-0	15,210	Denver
February 4	Edmonton	W, 11-7	5-0	14,055	Denver
February 18	Minnesota	W, 12-7	6-0	9,030	Minnesota
February 24	Calgary	L, 21-10	6-1	15,134	Denver
March 3	Buffalo	W, 16-13	7-1	15,845	Buffalo
March 10	Washington	W, 13-11	8-1	17,116	Denver
March 11	Washington	L, 11-8	8-2	3,919	Everett
March 23	Philadelphia	L, 13-12	8-3	14,876	Denver
March 25	Philadelphia	W, 16-15 OT	9-3	8,435	Philadelphia
March 31	Rochester	W, 16-12	10-3	5,611	Rochester
April 14	Toronto	W, 19-12	11-3	15,215	Denver
April 20	Edmonton	L, 14-11	11-4	16,201	Denver
April 28	Minnesota	L, 16-13	11-5	11,297	Minnesota

#	Player	Pos	GP	G	A	Pts	PIM	PPG	SHG	Pt/G	PIMPG	LB	SOG	FO
1	Jed Prossner	T	9	2	4	6	11	0	0	0.67	1.22	26	17	0/0
8	Scott Stewart	T	10	5	1	6	0	1	0	0.60	0.00	44	12	65/166
9	Gavin Prout	F	14	22	61	83	26	11	0	5.93	1.86	49	78	1/1
10	Alex Gajic	F	2	0	2	2	0	0	0	1.00	0.00	2	3	0/0
11	John Gallant	D	16	0	1	1	8	0	0	0.06	0.50	48	0	0/1
12	Jarett Park	D	12	2	3	5	18	0	0	0.42	1.50	42	8	0/0
13	Mat MacLeod	T	16	10	13	23	10	0	0	1.44	0.63	66	49	15/53
14	Jordan McBride	F	11	10	10	20	0	0	0	1.82	0.00	21	27	0/0
15	Ilija Gajic	T	16	5	11	16	25	1	0	1.00	1.56	124	25	116/231
16	Adam Jones	F	16	29	47	76	8	8	0	4.75	0.50	77	97	0/0
17	Sean Pollock	F	16	26	35	61	12	9	1	3.81	0.75	61	89	0/0
19	Cameron Holding	T	16	4	4	8	12	1	0	0.50	0.75	51	13	0/0
20	Derek Hopcroft	F	11	15	11	26	4	2	1	2.36	0.36	25	54	0/0
23	Jon Sullivan	D	15	1	4	5	15	0	0	0.33	1.00	49	3	0/6
24	John Grant Jr.	F	14	50	66	116	24	19	2	8.29	1.71	57	192	0/0
37	Dan Coates	D	16	3	7	10	18	0	0	0.63	1.13	94	9	3/18
42	Rory Smith	D	16	0	2	2	35	0	0	0.00	2.19	46	2	0/8
44	Jamie Lincoln	F	16	27	19	46	4	4	0	2.87	0.25	30	74	0/0
55	Mac Allen	D	3	0	2	2	13	0	0	0.67	4.33	3	0	0/0
56	John Orsen	D	9	0	1	1	8	0	0	0.11	0.89	37	2	0/0
62	Creighton Reid	D	16	1	8	9	14	0	0	0.56	0.88	53	9	0/0
82	Joey Cupido	F	1	0	0	0	2	0	0	0.00	2.00	3	0	0/0
85	Jamie Shewchuk	F	2	2	1	3	0	0	0	1.50	0.00	4	8	0/0
88	Ian Hawksbee	D	15	3	5	8	13	0	0	0.53	0.87	72	6	0/0
Totals				288	318	535	280	56	4	39.85	-	1084	777	200/484

#	Goaltender	GP	Mins	GA	GAA	W	L	SA	SVS	SV%
30	Chris Levis	16	939:18	192	12.26	10	4	795	603	.758
31	Tye Belanger	6	21:23	3	8.42	1	1	18	15	.833
35	Dan Lewis	10	9:40	4	24.83	0	0	14	10	.714



RECORD BOOK

2013 SEASON-BY-SEASON RESULTS AND STATISTICS

Fourth place, West Division / Record 7-9 (Home: 3-5; Away: 4-4; Overtime: 1-1)

Date	Opponent	Result	Record	Attendance	Site
January 12	Washington	L, 13-17	0-1	13,148	Denver
January 19	Calgary	W, 13-12 OT	1-1	8,221	Calgary
January 25	Calgary	L, 12-19	1-2	15,103	Denver
February 2	Minnesota	W, 15-9	2-2	16,231	Denver
February 9	Washington	L, 6-13	2-3	3,683	Washington
February 16	Edmonton	L, 7-14	2-4	17,059	Denver
February 24	Philadelphia	L, 12-14	2-5	8,606	Philadelphia
March 2	Rochester	L, 11-12	2-6	16,118	Denver
March 8	Toronto	L, 10-14	2-7	10,823	Toronto
March 9	Buffalo	W, 12-6	3-7	16,428	Buffalo
March 16	Buffalo	W, 16-13	4-7	15,511	Denver
March 23	Calgary	L, 11-12 OT	4-8	9,493	Calgary
March 30	Philadelphia	W, 10-9	5-8	15,292	Denver
April 6	Edmonton	W, 9-7	6-8	7,172	Edmonton
April 13	Minnesota	L, 12-17	6-9	17,622	Denver
April 20	Minnesota	W, 16-14	7-9	12,214	Minnesota

#	Name	Pos	GP	G	A	PTS	Pt/G	PPG	SHG	S	SOG	SOFF	Shoot%	PIM	PIM/G	LB	TO	FT	FO	FO%
2	Casey Powell	F	6	9	23	32	5.33	3	0	48	34	14	0.188	2	0.33	18	13	1	0/0	-
4	Jaeden Gastaldo	T	7	1	2	3	0.43	0	0	4	4	0	0.250	0	0.00	17	3	2	0/0	-
9	Gavin Prout	F	11	8	33	41	3.73	1	0	67	40	27	0.119	9	0.82	33	33	1	0/0	-
10	Colton Clark	F	4	1	0	1	0.25	0	0	8	7	1	0.125	4	1.00	12	1	1	0/0	-
11	John Gallant	D	11	1	5	6	0.55	0	0	3	3	0	0.333	6	0.55	14	2	7	0/1	0
12	Jarett Park	D	10	0	0	0	0.00	0	0	3	3	0	0.000	6	0.60	38	8	8	0/0	-
13	Mat MacLeod	T	16	10	14	24	1.50	1	0	58	46	12	0.172	8	0.50	36	18	3	2/17	11.8
14	Jordan McBride	F	14	24	25	49	3.50	7	0	107	80	27	0.224	4	0.29	23	13	1	0/0	0
15	Ilija Gajic	T	12	0	6	6	0.50	0	0	26	21	5	0.000	43	3.58	77	16	14	104/275	37.8
16	Adam Jones	F	16	33	39	72	4.50	12	2	186	138	48	0.177	19	1.19	87	35	12	0/2	0
17	Sean Pollock	F	16	15	36	51	3.19	7	1	113	84	29	0.133	11	0.69	58	27	6	1/1	100.0
19	Cameron Holding	T	15	2	9	11	0.73	0	0	14	11	3	0.143	6	0.40	86	13	18	0/0	-
20	Ryan Hotaling	T	5	1	0	1	0.20	0	0	2	2	0	0.500	2	0.40	23	1	1	50/123	40.7
21	Chet Konecny	D	10	0	3	3	0.30	0	0	4	3	1	0.000	54	5.40	45	4	10	0/1	0
23	Jon Sullivan	D	10	0	3	3	0.30	0	0	3	0	3	0.000	21	2.10	31	9	2	0/3	0
24	John Grant Jr.	F	16	43	48	91	5.69	15	2	276	180	96	0.156	22	1.38	42	33	5	0/0	-
25	Eric Martin	D	5	0	0	0	0.00	0	0	8	6	2	0.000	17	3.40	17	5	5	0/0	-
30	Chris Levis	G	1	0	0	0	0.00	0	0	0	0	0	0.000	0	0.00	0	1	0	0/0	-
31	Tye Belanger	G	8	0	4	4	0.50	0	0	0	0	0	0.000	0	0.00	8	2	0	0/0	-
33	Matt Roik	G	7	0	3	3	0.43	0	0	0	0	0	0.000	12	1.71	5	3	0	0/0	-
35	Dan Lewis	G	3	0	0	0	0.00	0	0	0	0	0	0.000	0	0.00	5	0	0	0/0	-
37	Dan Coates	D	13	0	7	7	0.54	0	0	5	1	4	0.000	15	1.15	50	3	8	1/8	12.5
42	Rory Smith	D	15	0	0	0	0.00	0	0	0	0	0	0.000	51	3.40	37	2	17	0/2	0
44	Jamie Lincoln	T	14	15	10	25	1.79	4	1	63	49	14	0.238	10	0.71	31	18	5	0/0	-
55	Mac Allen	D	2	0	0	0	0.00	0	0	0	0	0	0.000	7	3.50	6	2	2	0/3	0
56	John Orsen	D	2	0	0	0	0.00	0	0	0	0	0	0.000	2	1.00	3	2	0	0/0	-
62	Creighton Reid	D	15	3	6	9	0.60	0	0	8	6	2	0.375	8	0.53	44	10	11	0/0	-
66	Richard Morgan	T	15	6	5	11	0.73	0	0	21	20	1	0.286	32	2.13	29	7	8	0/0	-
82	Joey Cupido	T	15	6	9	15	1.00	0	1	25	21	4	0.240	0	0.00	101	8	20	0/0	-
88	Ian Hawksbee	D	1	0	0	0	0.00	0	0	0	0	0	0.000	0	0.00	5	0	1	0/0	-
96	Joel Dalgarno	F	12	7	11	18	1.50	0	0	48	34	14	0.146	2	0.17	22	17	4	0/0	-
Totals				185	301	486	30.38	50	7	1102	794	308	0.168	407	25.44	1003	435	173	158/442	0.357

Stats include team shots, SOG, SOFF, PIM and TO

#	Goaltender	GP	Mins	GA	GAA	W	L	SA	SVS	SV%
30	Chris Levis	16	939:18	192	12.26	10	4	795	603	.758
31	Tye Belanger	6	21:23	3	8.42	1	1	18	15	.833
35	Dan Lewis	10	9:40	4	24.83	0	0	14	10	.714



RECORD BOOK

2014 SEASON-BY-SEASON RESULTS AND STATISTICS

Third place, West Division / Record: 8-10 (Home: 4-5; Away: 4-5; Overtime: 2-1)

Date	Opponent	Result	Record	Attendance	Site
December 28	Edmonton	L, 13-10	0-1	15,596	Denver
January 4	Vancouver	W, 13-12	1-1	15,101	Denver
January 10	Calgary	L, 13-11	1-2	11,232	Calgary
January 11	Edmonton	L, 17-6	1-3	7,950	Edmonton
January 17	Vancouver	L, 14-13 OT	1-4	2,981	Vancouver
January 18	Buffalo	L, 16-9	1-5	14,822	Denver
January 25	Calgary	W, 14-13 OT	2-5	9,121	Calgary
February 1	Minnesota	W, 14-12	3-5	15,127	Denver
February 8	Vancouver	W, 10-9	4-5	3,614	Vancouver
February 14	Vancouver	L, 19-9	4-6	15,023	Denver
March 1	Rochester	L, 11-9	4-7	15,212	Denver
March 8	Calgary	W, 10-9 OT	5-7	17,044	Denver
March 15	Buffalo	L, 12-9	5-8	15,445	Buffalo
March 29	Philadelphia	L, 14-12	5-9	16,322	Denver
April 5	Edmonton	L, 12-11	5-10	8,275	Edmonton
April 11	Edmonton	W, 10-8	6-10	17,109	Denver
April 19	Minnesota	W, 18-12	7-10	7,961	Minnesota
April 26	Philadelphia	W, 13-12	8-10	7,783	Philadelphia

#	Player	Pos	GP	G	A	Pts	PIM	PPG	SHG	Pt/G	PIMPG	LB	SOG	FO
4	Mann, Cameron	D	4	0	0	0	0	0	0	0.00	0.00	13	1	0-0
7	McNamara, Mike	D	9	0	1	1	11	0	0	0.11	1.22	19	2	0-0
8	Carlson, Nick	D	4	0	1	1	2	0	0	0.25	0.50	11	0	0-0
10	Clark, Colton	F	14	2	6	8	8	0	0	0.57	0.57	59	13	0-0
11	Gallant, John	D	14	0	5	5	14	0	0	0.36	1.00	41	0	0-0
14	McBride, Jordan	F	3	1	6	7	0	0	0	2.33	0.00	10	11	0-0
15	MacLeod, Mat	T	13	6	6	12	10	0	0	0.92	0.77	34	23	0-3
16	Jones, Adam	F	13	39	26	65	6	8	2	5.00	0.46	65	124	0-0
17	Pollock, Sean	F	17	23	28	51	15	4	1	3.00	0.88	46	82	0-0
19	Holding, Cameron	T	18	7	16	23	4	0	0	1.28	0.22	108	22	0-0
21	Konecny, Chet	D	11	0	5	5	12	0	0	0.45	1.09	47	2	0-0
22	Powell, Casey	F	5	8	17	25	6	3	1	5.00	1.20	14	42	0-0
23	Iannucci, Athan	F	10	14	19	33	6	1	0	3.30	0.60	21	60	0-0
24	Grant, John	F	17	40	51	91	20	15	2	5.35	1.18	64	188	0-0
26	Westervelt, Drew	F	16	30	33	63	12	6	0	3.94	0.75	34	112	0-0
31	Belanger, Tye	G	8	0	0	0	0	0	0	0.00	0.00	7	0	0-0
37	Coates, Dan	D	18	2	14	16	14	0	0	0.89	0.78	71	9	2-4
39	Ball, Dan	D	17	4	4	8	49	0	0	0.47	2.88	29	9	0-0
41	Snider, Bob	D	18	3	6	9	10	0	0	0.50	0.56	161	16	279-494
44	Lincoln, Jamie	T	2	1	2	3	0	0	0	1.50	0.00	2	6	0-0
45	Ward, Dillon	G	18	0	10	10	2	0	0	0.56	0.11	18	0	0-0
56	Orsen, John	D	6	0	1	1	4	0	0	0.17	0.67	12	0	0-0
62	Reid, Creighton	D	15	1	8	9	8	0	0	0.60	0.53	37	7	0-0
73	Hill, Dean	F	2	1	2	3	2	0	0	1.50	1.00	2	6	0-0
82	Cupido, Joey	F	17	6	7	13	2	0	1	0.76	0.12	74	18	0-0
85	Shewchuk, Jamie	F	3	1	2	3	23	1	0	1.00	7.67	8	17	0-0
88	Decker, Jackson	T	6	1	2	3	2	1	0	0.50	0.33	8	14	0-0
96	Dalgarno, Joel	F	16	11	31	42	8	3	1	2.63	0.50	35	53	0-0
Totals			18	201	309	510	272	42	8	28.33	15.11	1050	837	281-501

#	Goaltender	GP	Mins	GA	GAA	W	L	SA	SVS	SV%
45	Ward, Dillon	18	901:13	174	11.58	7	7	766	592	.773
31	Belanger, Tye	18	176:30	51	16.43	1	3	141	90	.638



RECORD BOOK

2015 SEASON-BY-SEASON RESULTS AND STATISTICS

Second place, West Division / Record: 9-9 (Home: 6-3; Away: 3-6; Overtime: 2-0)

Date	Opponent	Result	Record	Attendance	Site
January 3	Minnesota	W, 20-13	1-0	8,974	Minnesota
January 10	Calgary	W, 17-16 OT	2-0	15,107	Denver
January 24	Vancouver	W, 20-9	3-0	14,345	Denver
January 31	Vancouver	L, 16-13	3-1	3,516	Vancouver
February 13	Edmonton	L, 11-7	3-2	16,082	Denver
February 15	Edmonton	L, 13-7	3-3	6,904	Edmonton
February 22	New England	W, 14-12	4-3	3,711	New England
February 28	Buffalo	L, 14-11	4-4	14,669	Buffalo
March 6	Toronto	L, 17-9	4-5	14,116	Denver
March 15	Minnesota	W, 12-8	5-5	13,045	Denver
March 21	Vancouver	W, 14-11	6-5	3,678	Vancouver
March 29	Vancouver	W, 12-6	7-5	13,509	Denver
April 3	Calgary	W, 9-8 OT	8-5	15,027	Denver
April 4	Calgary	L, 14-9	8-6	9,871	Calgary
April 11	Rochester	L, 14-5	8-7	7,988	Rochester
April 17	Rochester	W, 11-10	9-7	15,621	Denver
April 18	Edmonton	L, 13-12	9-8	7,645	Edmonton
May 2	Edmonton	L, 13-10	9-9	16,239	Denver

#	PLAYERS	POS	GP	G	A	PTS	PIM	PPG	PPA	SHG	SHA	GWGLB	TO	CTO	S	SPCT	SOG	FO	
11	Gallant, John	D	6	0	1	1	4	0	0	0	0	18	2	7	1	.000	0	0-0	
12	Flint, Cam	F	4	2	1	3	2	0	0	0	0	8	5	1	18	.111	10	0-0	
16	Jones, Adam	F	16	51	42	93	16	14	10	1	0	73	36	12	247	.206	184	0-0	
17	Pollock, Sean	F	9	9	18	27	21	1	1	0	1	33	19	2	69	.130	47	0-0	
18	Hope, Robert	D	17	0	5	5	15	0	0	0	0	72	11	28	3	.000	2	0-0	
19	Holding, Cameron	D	18	3	19	22	0	0	0	0	4	110	19	27	26	.115	18	0-0	
23	Iannucci, Athan	F	4	4	8	12	5	0	1	0	1	8	11	1	26	.154	18	0-0	
24	Grant, John	F	18	34	57	91	10	8	23	2	0	3	42	56	2	246	.138	170	0-0
25	Woods, Mike	D	8	0	0	0	13	0	0	0	0	13	0	5	1	.000	0	0-0	
26	Westervelt, Drew	F	18	26	42	68	15	8	17	1	1	1	32	38	1	154	.169	108	0-0
27	Buque, Alex	G	9	0	0	0	0	0	0	0	0	6	0	0	0	.000	0	0-0	
35	Noble, Jeremy	F	9	13	26	39	4	5	12	0	1	1	30	24	3	86	.151	65	1-3
37	Coates, Dan	D	18	1	11	12	10	0	0	0	0	63	12	27	15	.067	11	33-83	
39	Ball, Dan	D	16	2	1	3	25	0	0	1	0	0	21	8	14	9	.222	5	2-8
41	Snider, Bob	D	14	4	2	6	12	0	0	0	1	1	119	15	9	13	.308	9	194-395
45	Ward, Dillon	G	15	0	12	12	2	0	0	0	0	18	0	0	1	.000	1	0-0	
51	McLaughlin, Eli	F	17	15	23	38	0	4	3	0	0	2	32	24	4	89	.169	66	0-0
53	Boychuk, Zak	G	0	0	0	0	0	0	0	0	0	0	0	0	0	.000	0	0-0	
61	Burke, Mike	F	9	6	9	15	6	0	0	0	1	0	15	8	1	38	.158	32	0-0
62	Reid, Creighton	D	18	8	7	15	15	0	0	0	1	0	83	18	20	21	.381	15	0-0
77	Codron, Tyler	D	18	1	3	4	13	0	0	0	0	0	42	5	11	3	.333	3	0-0
79	Porter, Colton	D	2	0	1	1	2	0	0	0	0	0	10	0	3	2	.000	2	3-9
82	Cupido, Joey	T	18	16	15	31	16	0	0	4	0	1	117	20	40	43	.372	37	2-4
87	Turner, Alex	F	13	13	10	23	8	3	3	0	0	0	16	34	4	68	.191	48	0-0
88	Hawksbee, Ian	D	13	0	7	7	14	0	0	0	1	0	35	1	10	3	.000	1	0-0
90	Decker, Jackson	F	5	4	7	11	8	0	1	0	0	0	7	18	3	20	.200	18	0-0
Totals:			18	212	327	539	264	43	71	9	12	9	1023	389	236	1202	.176	870	235-502
#	Goaltender	GP	Mins		W	L	GA	GAA	SVS	SV%									
45	Ward, Dillon	15	827:03		7	6	173	12.55	547	.760									
27	Buque, Alex	9	256:31		2	3	40	9.36	168	.808									



RECORD BOOK

2016 SEASON-BY-SEASON RESULTS AND STATISTICS

Second place, West Division / Record: 12-6 (Home: 8-1; Away: 4-5; Overtime: 2-0)

Date	Opponent	Result	Record	Attendance	Site
January 1	Georgia	W, 16-15	1-0	15,090	Denver
January 9	Rochester	W, 16-14	2-0	7,982	Rochester
January 16	Buffalo	W, 15-14 OT	3-0	14,125	Denver
January 23	Vancouver	W, 14-5	4-0	3,626	Vancouver
January 29	Saskatchewan	L, 12-10	4-1	8,624	Saskatchewan
February 6	Vancouver	L, 15-7	4-2	4,066	Vancouver
February 11	Saskatchewan	W, 9-7	5-2	10,841	Denver
February 13	Calgary	W, 13-8	6-2	9,888	Calgary
February 27	Vancouver	W, 11-10	7-2	14,009	Denver
March 5	New England	W, 14-13	8-2	3,554	Denver
March 19	Calgary	L, 13-9	8-3	10,139	Calgary
March 26	Calgary	W, 13-12 OT	9-3	14,127	Denver
April 2	New England	W, 12-10	10-3	3,554	New England
April 10	Georgia	L, 17-10	10-4	3,577	Georgia
April 15	Saskatchewan	L, 11-5	10-5	11,544	Denver
April 16	Saskatchewan	L, 11-8	10-6	15,027	Saskatchewan
April 23	Toronto	W, 10-5	11-6	14,122	Denver
April 29	Vancouver	W, 11-10	12-6	15,622	Denver

#	PLAYERS	POS	GP	G	A	PTS	PIM	PPG	PPA	SHG	SHA	GWGLB	TO	CTO	S	SPCT	SOG	FO	
4	Sullivan, Josh	D	11	2	3	5	6	0	0	0	0	42	3	7	8	.250	6	0-0	
8	Downing, Greg	D	13	2	8	10	8	0	0	0	1	68	6	27	5	.400	3	7-20	
10	Mallory, Mike	F	8	6	8	14	0	2	3	0	0	17	15	4	34	.176	27	0-0	
15	Gajic, Ilija	D	18	8	6	14	8	0	0	0	1	81	13	18	34	.235	22	21-53	
16	Jones, Adam	F	14	42	26	68	11	11	2	1	0	63	34	9	239	.176	178	0-0	
17	Wardle, Chris	F	18	10	9	19	8	0	0	1	1	26	26	3	47	.213	34	0-0	
18	Hope, Robert	D	18	1	9	10	8	0	0	0	0	128	13	24	3	.333	3	0-0	
19	Holding, Cameron	D	18	4	7	11	8	0	0	1	0	124	24	19	21	.190	14	0-0	
23	Gilles, Jordan	D	17	8	2	10	4	0	0	0	0	66	9	17	22	.364	15	0-0	
24	Grant, John	F	15	30	45	75	14	8	15	2	0	47	35	3	194	.155	129	0-0	
25	Woods, Mike	D	9	0	0	0	2	0	0	0	0	11	1	10	2	.000	2	0-0	
27	Buque, Alex	G	11	0	1	1	0	0	0	0	0	3	1	0	0	.000	0	0-0	
35	Noble, Jeremy	F	16	17	37	54	14	4	10	1	1	50	31	2	147	.116	95	1-3	
37	Coates, Dan	D	16	3	6	9	25	0	0	1	2	66	14	24	17	.176	10	175-395	
45	Ward, Dillon	G	15	0	1	1	0	0	0	0	0	8	0	0	0	.000	0	0-0	
51	McLaughlin, Eli	F	18	21	19	40	0	9	3	0	1	45	34	3	108	.194	80	0-0	
53	Boychuk, Zak	G	1	0	0	0	0	0	0	0	0	0	0	0	0	.000	0	0-0	
61	Burke, Mike	F	11	8	11	19	2	1	2	0	0	16	13	1	54	.148	39	0-0	
62	Reid, Creighton	D	18	3	8	11	4	0	0	1	1	88	20	26	14	.214	12	0-0	
82	Cupido, Joey	D	17	2	7	9	14	0	0	1	2	103	14	26	29	.069	25	0-1	
84	Tao, Corbyn	F	1	0	0	0	0	0	0	0	0	1	0	0	1	.000	0	0-3	
90	Decker, Jackson	F	9	3	1	4	2	0	0	0	0	24	4	9	12	.250	7	0-1	
94	Sweeting, Bryce	D	5	1	1	2	4	0	0	0	0	17	1	8	2	.500	1	0-0	
98	Crawford, Callum	F	18	32	83	115	15	4	27	2	1	89	73	3	254	.126	180	0-0	
Totals:			18	203	298	501	167	39	62	11	11	12	1183	384	243	1247	.163	882	204-476

#	Goaltender	GP	Mins	W	L	GA	GAA	SVS	SV%
45	Ward, Dillon	16	743:20	7	3	128	10.33	511	.800
27	Buque, Alex	18	338:20	5	3	73	12.95	229	.758
53	Boychuk, Zak	2	3:40	0	0	0	.00	4	0.00



RECORD BOOK

2017 SEASON-BY-SEASON RESULTS AND STATISTICS

Fifth place, West Division / Record: 9-9 (Home: 6-4; Away: 4-5; Overtime: 1-1)

Date	Opponent	Result	Record	Attendance	Site
December 30	Buffalo	12-8	1-0	14,268	Buffalo
January 07	Vancouver	15-9	1-1	14,631	Denver
January 14	New England	10-11 OT	2-1	11,246	Denver
January 20	Calgary	14-12	2-2	12,735	Denver
January 28	Calgary	8-12	2-3	11,280	Calgary
February 04	Georgia	10-14	3-3	15,254	Denver
February 12	Vancouver	10-9 OT	4-3	3,015	Vancouver
February 18	Saskatchewan	7-8	4-4	15,037	Saskatchewan
February 26	New England	14-9	5-4	5,069	New England
March 03	Calgary	9-18	6-4	15,898	Denver
March 11	Saskatchewan	11-12 OT	6-5	15,037	Saskatchewan
March 12	Vancouver	10-6	6-6	12,008	Denver
March 17	Toronto	14-11	7-6	8,596	Toronto
March 25	Saskatchewan	11-14	8-6	15,144	Denver
April 01	Georgia	13-21	8-7	3,903	Georgia
April 15	Rochester	7-13	9-7	16,003	Denver
April 22	Vancouver	7-13	9-8	3,758	Vancouver
April 28	Saskatchewan	10-9	9-9	17,209	Denver

#	PLAYERS	POS	GP	G	A	PTS	PIM	PPG	PPA	SHG	SHA	GWGLB	TO	CTO	S	SPCT	SOG	FO	
4	Sullivan, Josh	D	11	0	3	3	4	0	0	0	0	33	6	3	4	0	4	0-0	
8	Downing, Greg	D	18	3	7	10	18	0	0	0	1	81	13	28	11	0.273	7	0-0	
10	Mallory, Mike	F	2	1	5	6	0	0	1	0	0	3	4	2	11	0.091	8	0-0	
11	Stuart, Taylor	D	14	1	3	4	4	0	0	0	0	55	8	16	6	0.167	4	8-17	
15	Gajic, Ilija	D	16	6	7	13	14	0	0	0	1	75	10	17	30	0.2	26	27-69	
17	Wardle, Chris	F	18	19	23	42	2	3	1	2	1	54	38	9	91	0.209	57	0-0	
18	Hope, Robert	D	18	0	10	10	14	0	1	0	3	122	18	28	3	0	1	0-0	
19	Holding, Cameron	D	18	2	7	9	4	0	1	0	0	160	18	25	18	0.111	14	0-0	
20	Ruest, Jacob	F	18	18	18	36	2	0	3	0	0	2	57	27	2	118	0.153	86	0-0
23	Gilles, Jordan	D	17	3	5	8	4	0	0	0	0	58	6	23	17	0.176	12	1-1	
24	Grant, John	F	2	2	3	5	2	2	0	0	0	3	6	0	24	0.083	16	0-0	
25	Self, Brad	T	4	3	4	7	0	0	0	0	0	20	7	0	15	0.2	12	0-0	
27	Buque, Alex	G	5	0	0	0	0	0	0	0	0	3	0	0	0	0	0	0-0	
28	Keogh, Stephen	F	10	14	18	32	24	2	3	0	1	1	22	15	4	100	0.14	57	0-0
35	Noble, Jeremy	F	11	18	27	45	9	7	8	1	0	0	22	22	3	128	0.141	91	1-1
37	Coates, Dan	D	17	3	2	5	18	0	0	1	0	0	48	10	29	10	0.3	8	201-372
45	Ward, Dillon	G	17	0	7	7	0	0	0	0	1	0	14	1	0	0	0	0-0	
51	McLaughlin, Eli	F	18	29	43	72	0	9	13	0	1	1	59	37	5	156	0.186	104	0-0
80	Adams, Brent	D	8	7	7	14	0	0	1	1	0	1	18	14	1	43	0.163	33	0-0
82	Cupido, Joey	D	17	9	8	17	12	0	0	3	2	0	98	8	20	40	0.225	33	0-0
88	Greer, Zack	F	13	22	27	49	4	9	11	0	0	0	48	31	6	150	0.147	100	0-0
94	Sweeting, Bryce	D	15	0	1	1	33	0	0	0	0	0	24	8	8	1	0	0	0-0
98	Crawford, Callum	F	18	36	62	98	8	9	19	1	1	4	74	45	6	260	0.138	191	0-0
Totals:			18	196	297	493	176	41	62	9	12	9	1151	352	235	1236	0.135	864	238-460

#	Goaltender	GP	Mins	W	L	GA	GAA	SVS	SV%
45	Ward, Dillon	18	909.05	0	3	30	10.34	92	.754
27	Buque, Alex	18	174.04	9	6	165	10.89	632	.793



RECORD BOOK

2018 SEASON-BY-SEASON RESULTS AND STATISTICS

Second place, West Division / Record: 11-7 (Home: 5-4; Away: 6-3)

Date	Opponent	Result	Record	Attendance	Site
December 8	Vancouver	W, 15-8	1-0	3,201	Vancouver
December 23	Georgia	W, 14-11	2-0	13,125	Denver
December 29	Calgary	W, 11-7	3-0	9,555	Calgary
January 13	Saskatchewan	L, 17-12	3-1	11,085	Denver
January 26	Vancouver	W, 14-13	4-1	12,016	Denver
February 2	Saskatchewan	L, 13-10	4-2	12,740	Denver
February 10	Calgary	L, 13-9	4-3	11,167	Calgary
February 18	New England	W, 19-11	5-3	5,720	New England
March 2	Georgia	W, 11-10	6-3	3,093	Georgia
March 3	Buffalo	W, 8-7	7-3	16,062	Denver
March 10	Calgary	W, 8-7	8-3	15,034	Denver
March 17	Vancouver	W, 13-10	9-3	3,013	Vancouver
March 24	Vancouver	L, 13-12	9-4	15,541	Denver
March 30	Toronto	W, 11-7	10-4	10,288	Toronto
March 31	Rochester	L, 16-14	10-5	6,228	Rochester
April 7	Saskatchewan	L, 11-8	10-6	14,971	Saskatchewan
April 14	New England	L, 10-6	10-7	15,303	Denver
April 28	Toronto	W, 19-15	11-7	15,787	Denver

#	PLAYERS	POS	GP	G	A	PTS	PIM	PPG	PPA	SHG	SHA	GWG	LB	TO	CTO	S	SPCT	SOG	FO
3	Edwards, Tim	D	18	3	3	6	12	0	0	0	0	0	94	19	20	11	0.27	10	224-
436																			
4	Sullivan, Josh	D	18	1	0	1	4	0	0	0	0	0	33	9	10	7	0.14	4	0-0
7	Benesch, Ryan	F	18	36	57	93	6	15	22	2	0	1	96	45	7	231	0.16	150	0-0
8	Downing, Greg	D	18	1	5	6	16	0	1	0	0	0	55	11	25	11	0.09	8	0-0
11	Stuart, Taylor	D	18	1	11	12	18	0	0	0	2	0	85	9	17	9	0.11	5	6-29
16	Lee, Ryan	F	6	5	6	11	2	1	0	0	0	1	13	9	2	51	0.1	30	0-0
17	Wardle, Chris	F	16	13	20	33	8	0	0	0	1	0	39	33	1	73	0.18	53	0-0
18	Hope, Robert	D	18	1	12	13	22	0	0	0	2	0	151	17	31	5	0.2	3	0-0
20	Ruest, Jacob	F	18	22	45	67	2	4	10	0	1	2	65	27	5	129	0.17	97	0-0
23	Gilles, Jordan	D	18	3	5	8	2	1	0	2	0	0	87	10	13	20	0.15	9	0-0
25	Self, Brad	T	17	8	11	19	6	0	1	0	1	0	83	14	17	31	0.26	25	0-0
27	Carnegie, Scott	D	14	0	2	2	4	0	0	0	1	0	36	2	8	1	0	1	0-0
28	Keogh, Stephen	F	15	30	24	54	6	7	8	0	1	1	58	28	3	190	0.16	132	0-0
35	Noble, Jeremy	F	18	25	57	82	10	7	18	2	0	1	61	49	6	187	0.13	126	1-2
45	Ward, Dillon	G	17	0	12	12	2	0	0	0	5	0	15	0	0	4	0	1	0-0
51	McLaughlin, Eli	F	18	29	20	49	12	11	4	1	1	2	46	37	5	177	0.16	107	0-0
82	Cupido, Joey	D	18	16	11	27	6	0	1	5	1	2	111	16	15	41	0.39	36	0-1
88	Greer, Zack	F	15	18	23	41	6	3	9	1	1	1	47	15	4	142	0.13	88	0-0
Totals:			18	214	327	541	172	49	74	13	17	11	1233	361	202	1336	.160	898	240-484

#	Goaltender	GP	Mins	W	L	GA	GAA	SVS	SV%
45	Ward, Dillon	18	981:41	10	6	181	11.1	645	0.78
27	Fryer, Steve	14	98:16	1	1	14	8.55	79	0.85
Totals		18	--	11	7	199	11.1	724	.78



RECORD BOOK

2019 SEASON-BY-SEASON RESULTS AND STATISTICS

Second place, West Division / Record: 11-7 (Home: 5-4; Away: 6-3)

Date	Opponent	Result	Record	Attendance	Site
December 22	San Diego	L, 17-12	0-1	13,407	Denver
January 6	Calgary	L, 11-8	0-2	11,378	Denver
January 12	Toronto	L, 11-10	0-3	11,678	Denver
January 20	Calgary	W, 12-7	1-3	11,101	Denver
January 26	Vancouver	L, 11-10 OT	1-4	6,630	Vancouver
February 2	Buffalo	L, 15-12	1-5	10,766	Buffalo
February 9	Philadelphia	W, 12-10	2-5	10,505	Philadelphia
February 16	Georgia	W, 10-8	3-5	12,598	Denver
February 22	Saskatchewan	L, 9-7	3-6	12,462	Saskatchewan
March 3	New England	L, 17-11	3-7	4,954	New England
March 9	San Diego	L, 13-10	3-8	15,951	Denver
March 16	Calgary	W, 11-9	4-8	13,946	Calgary
March 22	Vancouver	W, 11-7	5-8	5,800	Vancouver
March 23	Vancouver	W, 14-4	6-8	12,826	Denver
April 6	Saskatchewan	L, 9-7	6-9	12,841	Saskatchewan
April 12	Rochester	L, 10-9 OT	6-10	13,202	Rochester
April 19	San Diego	L, 12-7	6-11	5,121	San Diego
April 27	Saskatchewan	L, 13-8	6-12	13,860	Saskatchewan

#	PLAYERS	POS	GP	G	A	PTS	PIM	PPG	PPA	SHG	SHA	GWGLB	TO	CTO	S	SPCT	SOG	FO	
3	Edwards, Tim	D	18	0	4	4	2	0	0	0	0	76	8	21	8	0	6	189-353	
4	Sullivan, Josh	D	12	1	1	2	2	0	0	0	0	28	1	8	2	0.5	2	0-0	
7	St. John, John	F	0	0	0	0	0	0	0	0	0	0	0	0	0	0	0	0-0	
11	Stuart, Taylor	D	18	5	10	15	6	1	2	0	0	99	15	20	23	0.217	17	0-0	
16	Lee, Ryan	F	18	27	32	59	4	0	3	3	0	72	47	3	161	0.168	112	0-0	
17	Wardle, Chris	F	18	14	19	33	2	2	4	0	1	46	27	9	91	0.154	52	0-0	
18	Hope, Robert	D	18	1	4	5	16	0	0	0	0	138	12	13	5	0.2	5	0-0	
20	Ruest, Jacob	F	18	14	39	53	6	1	2	0	1	97	34	2	155	0.09	109	0-0	
23	Gilles, Jordan	D	18	3	1	4	2	0	0	0	0	78	11	12	23	0.13	17	0-0	
25	Self, Brad	T	6	4	3	7	0	1	0	0	0	23	9	2	23	0.174	17	0-0	
26	Vitarelli, Cory	F	6	8	6	14	0	1	2	0	0	19	4	3	58	0.138	45	0-0	
27	Carnegie, Scott	D	18	0	0	0	25	0	0	0	0	50	11	15	3	0	1	0-0	
35	Noble, Jeremy	F	11	5	26	31	13	1	7	0	0	36	21	5	95	0.053	66	0-0	
37	Coates, Dan	D	18	1	10	11	10	0	0	0	0	68	12	18	15	0.067	11	41-91	
39	Fryer, Steve	G	5	0	0	0	0	0	0	0	0	4	0	0	0	0	0	0-0	
45	Ward, Dillon	G	17	0	9	9	0	0	0	0	2	16	0	0	2	0	0	0-0	
51	McLaughlin, Eli	F	16	35	41	76	8	8	10	0	0	4	58	60	9	208	0.168	134	0-0
54	Lee, Steven	D	1	0	0	0	0	0	0	0	0	1	0	1	1	0	1		
67	Killen, Kyle	F	15	28	21	49	2	10	3	0	0	35	22	2	175	0.16	110	0-0	
71	Wittig, Jeff	F	8	8	13	21	4	0	2	0	0	16	10	1	51	0.157	38	0-0	
82	Cupido, Joey	T	18	3	14	17	4	0	0	0	0	98	13	33	20	0.15	18	0-0	
86	Lintz, John	D	18	0	1	1	10	0	0	0	0	43	5	13	1	0	0	0-0	
94	Garritano, Julian	D	8	1	0	1	0	0	0	0	0	19	3	8	3	0.333	2	0-0	
Totals:			18	158	254	412	116	25	35	3	4	6	1120	325	198	1124	0.141	763	231-446

#	Goaltender	GP	Mins	W	L	GA	GAA	SVS	SV%
45	Ward, Dillon	18	963:01	5	11	174	10.84	599	.775
27	Fryer, Steve	18	119:52	1	1	13	6.51	78	.857
Totals		18	--	6	12	193	10.69	677	.778



RECORD BOOK

2020 SEASON-BY-SEASON RESULTS AND STATISTICS

Second place, West Division / Record: 11-7 (Home: 5-4; Away: 6-3)

Date	Opponent	Result	Record	Attendance	Site
Nov. 29	Saskatchewan	L, 9-8	0-1	12,132	Denver
Dec. 21	Calgary	W, 8-7 OT	1-1	12,072	Calgary
Dec. 28	Georgia	W, 13-11	2-1	5,724	Georgia
January 4	Vancouver	W, 13-9	3-1	11,157	Denver
January 11	Halifax	L, 12-9	3-2	7,623	Halifax
January 17	Vancouver	L, 7-5	3-3	6,450	Vancouver
January 18	Saskatchewan	W, 12-6	4-3	12,542	Saskatchewan
January 25	Buffalo	L, 13-12 OT	4-4	10,994	Denver
February 1	San Diego	L, 17-10	4-5	4,821	Las Vegas
February 8	Saskatchewan	L, 9-7	4-6	11,982	Saskatchewan
February 15	San Diego	W, 10-7	5-6	10,820	Denver
February 29	Philadelphia	W, 11-10	6-6	12,297	Denver
March 8	Rochester	W, 10-8	7-6	12,121	Denver

#	PLAYERS	POS	GP	G	A	PTS	PIM	PPG	PPA	SHG	SHA	GWG	LB	TO	CTO	S	SPCT	SOG	FO
2	Malcom, Will	F	8	4	7	11	0	1	1	0	1	0	22	20	0	43	0.093	27	0-0
3	Edwards, Tim	D	13	2	4	6	4	0	0	0	0	0	44	9	8	4	0.500	3	118-247
4	Sullivan, Josh	D	13	1	3	4	4	0	0	0	0	0	31	3	4	3	0.333	3	0-0
7	Tyler, Digby	F	12	18	28	46	15	5	9	1	0	0	33	26	2	98	0.184	68	0-0
11	Stuart, Taylor	D	13	1	4	5	6	0	0	0	0	0	66	5	8	7	0.143	6	0-0
13	Craig, Brett	D	8	2	2	4	10	0	0	0	1	0	49	4	4	7	0.286	5	0-0
14	Jeffrey, Warren	D	13	1	3	4	11	0	0	0	0	0	37	3	5	3	0.333	2	0-0
16	Lee, Ryan	F	13	25	35	60	4	6	11	1	0	0	63	39	2	168	0.149	110	0-0
17	Wardle, Chris	F	13	18	33	51	4	5	9	0	0	0	42	33	6	106	0.170	77	0-0
18	Hope, Robert	D	13	0	3	3	22	0	0	0	0	0	114	10	10	4	0.000	3	0-0
20	Ruest, Jacob	F	13	19	13	32	4	5	3	1	0	3	54	17	2	93	0.204	70	0-0
23	Gilles, Jordan	D	13	5	2	7	6	0	0	0	1	1	68	4	9	14	0.357	12	0-0
27	Carnegie, Scott	D	11	0	2	2	15	0	0	0	0	0	40	3	2	2	0.000	0	0-0
37	Coates, Dan	D	12	2	3	5	12	0	0	0	0	0	34	6	5	8	0.250	5	20-53
41	Turner, Erik	D	0	0	0	0	0	0	0	0	0	0	0	0	0	0	0.000	0	0-0
51	McLaughlin, Eli	F	11	15	36	51	2	3	11	0	3	1	42	50	1	141	0.106	106	0-0
55	Kinnear, Dylan	F	10	9	8	17	8	0	1	0	0	0	15	21	0	43	0.209	29	1-4
67	Killen, Kyle	F	9	6	14	20	10	2	6	0	0	0	18	18	2	89	0.067	65	0-0
71	Wittig, Jeff	F	6	5	3	8	0	1	0	0	0	0	9	10	0	30	0.167	24	0-0
82	Cupido, Joey	D	13	7	9	16	6	0	0	3	1	1	64	12	9	26	0.269	25	0-0
84	Molloy, Dylan	F	4	1	3	4	0	0	0	0	0	0	10	1	1	27	0.037	14	0-0
86	Lintz, John	D	13	0	4	4	8	0	0	0	0	0	47	5	6	2	0.000	2	0-0
91	McNabb, Jake	F	2	2	3	5	0	1	0	1	0	0	7	4	1	16	0.125	7	0-0
Totals:			113	143	222	365	151	29	51	7	7	6	909	303	87	934	0.173	663	139-304

#	Goaltender	GP	Mins	W	L	GA	GAA	SVS	SV%
30	Carlson, Tyler	3	59:16	1	0	5	5.06	42	0.894
45	Ward, Dillon	13	729:51	6	6	117	9.62	520	0.816
Totals		16	--	7	6	122	14.68	562	0.78



RECORD BOOK

JERSEY NUMBERS (THRU '19)

- | | | |
|---|--|---|
| 00 Tom Still, 2003-05
Curtis Palidwor, 2009-10
Connor Martin 2011 | 10 Jay Jalbert, 2004-06
Nenad Gajic, 2008
Alex Gajic, 2010-12
Colton Clark, 2013-14
Mike Mallory, 2016-19 | 18 Nenad Gajic, 2007
Brad Richardson, 2010
Derek Malawsky, 2010
Robert Hope, 2015-22 |
| 1 Jed Prossner, 2009-12 | 11 John Gallant, 2003-15
Taylor Stuart, 2017-20 | 19 Josh Sims, 2003
Ben Prepchuk, 2004
Paul Gait, 2005
Ben Prepchuk, 2006-07
Nenad Gajic, 2010-11
Ilija Gajic, 2011
Mike McLellan, 2011
Cameron Holding, 2012-18
Sam Firth, 2022 |
| 2 Tom Phair, 2004
Pat Coyle, 2005-08
Ray Guze, 2009
Casey Powell, 2013
Will Malcom, 2019-20
Noah Lebar, 2022 | 12 Al Truant, 2003
Jarett Park, 2011-13
Cam Flint, 2015
Brody Eastwood, 2017-18 | 20 Scott Stapleford, 2004-06
Bruce Murray, 2008, 2010
Derek Hopcroft, 2012
Ryan Hotaling, 2013
Jacob Ruest, 2017-20 |
| 3 Del Halladay, 2003-05
Mike Law, 2006-07
Tim Edwards, 2017-22 | 13 John Rosa, 2003
John Wilson, 2004
Scott Davidson, 2007
Mat MacLeod, 2012-13
Brandon Humphrey, 2018-19
Brett Craig, 2020-22 | 21 Erik Miller, 2003-05
Steve Voituk, 2006
Gary Rosyski, 2009
Chet Koneczny, 2013-14 |
| 4 Tom Phair, 2003
Josh Sims, 2004-07, 2009
Ned Crotty, 2011
Jaeden Gastaldo, 2013
Cameron Mann, 2014
Josh Sullivan, 2017-22 | 14 Rory Graham, 2003-04
Andy Glen, 2006
Steve Forsythe, 2009-11
Jordan McBride, 2012-14
Warren Jeffrey, 2020-22 | 22 Retired
Gary Gait, 2003-05
Casey Powell, 2014 |
| 5 Jamie Hanford, 2003-07
Mike Ward, 2009
David Morgan, 2010
Ben Davies, 2011 | 15 Jeff Sonke, 2004-05
Tyler Crompton, 2009
Tim Campeau, 2011
Ilija Gajic, 2012-13, 2016
Mat Macleod, 2014 | 23 Eric Seremet, 2003
Trevor Tierney, 2003
Brad Self, 2004-05
Chris S. Gill, 2009
Jon Sullivan, 2012-13
Athan Iannucci, 2014-15
Jordan Gilles, 2016-22 |
| 6 Retired
Brian Langtry 2003-11 | 16 Ted Dowling, 2003
Matt Brown, 2008
Adam Jones, 2012-16
Ryan Lee, 2018-22 | 24 Retired
John Grant, Jr., 2011-17
Curtis Smith, 2004
Josh Sims, 2005
Ryan McFadyen, 2010 |
| 7 Chris Prat, 2005
Bryan Safarik, 2009
Chad Culp, 2010
Mac Allen, 2011
Mike McNamara, 2014
Ryan Benesch, 2018-19
Tyler Digby, 2020-22 | 17 Matt Shearer, 2003
Ben Prepchuk, 2003
B.J. Potter, 2004
Steve Toll, 2011
Brad Richardson, 2010-11
Sean Pollock, 2012-15
Chris Wardle, 2016-22 | 25 Chris K. Gill, 2006, 2008-2010
Eric Martin, 2013
Mike Woods, 2015-16
Brad Self, 2016-19 |
| 8 Nick Carlson, 2004-11, 2014
Scott Stewart, 2012
Greg Downing, 2016-18
Brent Adams, 2019 | | |
| 9 Retired
Gavin Prout, 2004-09, 2011-12
Ilija Gajic, 2010 | | |



RECORD BOOK

JERSEY NUMBERS (THRU '19) (CONT.)

- | | | |
|---|--|---|
| 26 Andrew Potter, 2009
Matthew Wilson, 2010
Jason Jones, 2011
Drew Westervelt, 2014-15 | 51 Eli McLaughlin, 2015-22 | 91 Fred Jenner, 2003
Cory Conway, 2010
Jake McNabb, 2019-20 |
| 27 Cliff Smith, 2010-11
Alex Buque, 2015-17
Scott Carnegie, 2018-22 | 53 Zak Boychuk, 2015-16 | 92 Sam LeClair, 2022 |
| 28 Tom Ethington, 2003-11
Stephen Keogh, 2017-19
Zed Williams, 2022 | 54 Steven Lee, 2019 | 93 Quinn MacKay, 2018 |
| 29 John McLellan, 2005-06 | 55 Chris Panos, 2005
Jim Moss, 2007-08
Mac Allen, 2012-13
Dylan Kinnear, 2019-22 | 94 Matt Taylor, 2007
Bryce Sweeting, 2016-18
Julian Garritano, 2019 |
| 30 Chris Levis, 2006-08, 2010-13
Tyler Carlson, 2019-22 | 56 John Orsen, 2012-14 | 95 Jason Wulder, 2008 |
| 31 Tye Belanger, 2012-14
Nate Faccin, 2022 | 61 Mike Burke, 2015-16 | 96 Joel Dalgarno, 2011, 2013-14
Connor Robinson, 2022 |
| 32 Nick Ossello, 2017-18 | 62 Creighton Reid, 2012-17 | 98 Callum Crawford, 2016-17 |
| 33 Peter Veltman, 2010
Matt Roik, 2013
Ron John, 2022 | 65 Jamie Floris, 2010-11 | |
| 34 Brian Reese, 2003-05 | 66 Kevin Stewardson, 2003
Matt Leveque, 2006-09, 2011
Richard Morgan, 2013 | |
| 35 Dan Lewis, 2012-13
Jeremy Noble, 2015-19 | 67 Kyle Killen, 2019-20 | |
| 36 Chris McKay, 2010-11 | 71 Shawn Cable, 2004
Jeff Wittig, 2019-20
Jalen Chaster, 2022 | |
| 37 Andrew Burkholder, 2006-07
Dan Coates, 2012-20 | 72 Randy Daly, 2005
Jordan Cornfield, 2007-08
Zach Herreweyers, 2017 | |
| 38 Gee Nash, 2004-08 | 73 Dean Hill, 2014 | |
| 39 Mark Miyashita, 2005
Dan Ball, 2014-15
Steve Fryer, 2018-19 | 74 Kevin Unterstein, 2010 | |
| 40 Matt Danowski, 2009 | 77 Dave Stilley, 2003-07
Shaun Dhaliwal, 2010
Tyler Codron, 2015
Jarrod Neumann, 2018 | |
| 41 Bryan Cole, 2003
Andrew Leyshon, 2009-10
Bob Snider, 2014-15
Erik Turner, 2022 | 79 Colton Porter, 2015 | |
| 42 Gewas Schindler, 2006
Rory Smith, 2012-13
Rowan Kelly, 2018-19 | 80 Brent Adams, 2017-18 | |
| 43 Hugh Donovan, 2003
Dylan Llord, 2008 | 82 Joey Cupido, 2012-22 | |
| 44 Dan Carey, 2006-09, 2011
Jamie Lincoln, 2012-14
Brett McIntyre, 2022 | 84 Corbyn Tao, 2016
Dylan Molloy, 2019-20 | |
| 45 Dillon Ward, 2014-22 | 85 Jamie Shewchuk, 2007-12, 2014 | |
| 47 Jason Bloom, 2007-08 | 86 John Lintz, 2019-22 | |
| 48 Rich Catton, 2006-10 | 87 Alex Turner, 2015 | |
| | 88 Matt Ogelsby, 2003
Dan Stroup, 2005-06
Neil Tyacke, 2010
Ian Hawksbee, 2011-13, 2015
Jackson Decker, 2014
Colton Porter, 2015
Zack Greer, 2017-18 | |
| | 90 Jackson Decker, 2015-16 | |



RECORD BOOK

RETIRED NUMBERS



22 Gary Gait, 2003-05

Gait's No. 22 was retired on Dec. 30, 2005. As of that date, he had accomplished the following:

- Inducted into National Lacrosse League Hall of Fame in 2005
- Most goals in NLL history (596)
- First player in league history to score 500 career goals
- Most playoff goals in NLL history (66) in 22 postseason games
- NLL single-season goals record (61 in 2003), also held 2nd and 3rd place with 57 (1998) and 55 (1994) respectively
- NLL single-game goals record (10 on Jan. 9, 1999)
- Second-most assists in NLL history (495)
- Second-most points in NLL history (1,091)
- Fourth-most loose balls in NLL history (1,076)
- NLL Most Valuable Player a record six times, 5 were consecutive seasons (1995-99)
- NLL All-Pro a record 15 times
- NLL First-Team All-Pro a record 14 times
- NLL Rookie of the Year (1991)
- NLL Sportsmanship Award (2004 and 2005)
- NLL Championship Game Most Valuable Player (1991 and 1995)
- Won three NLL championships (Detroit Turbos, 1991; Philadelphia Wings, 1994 and 1995)



6 Brian Langtry, 2003-11

Langtry's No. 6 was retired on Jan. 14, 2012. As of that date, he had accomplished the following:

- 2003 National Lacrosse League Rookie of the Year
- Scored game-winning goal in double-overtime in franchise's first-ever game on January 3, 2003 at Pepsi Center
- Single-game franchise records for goals (9) and points (13) against the Portland Lumberjax on March 20, 2008
- Fifteen points in three postseason games during 2006 season en route to the Champion's Cup
- 2009 National Lacrosse League All-Star
- Reached the 500-point plateau
- Franchise-record 230 career goals
- Second-most career assists in franchise history (273)
- Second-most career points in franchise history (503)



RECORD BOOK

RETIRED NUMBERS (CONT.)



9 Gavin Prout, 2004-09, 2011-13

Prout's No. 9 was retired on Mar. 29, 2015. As of that date, he had accomplished the following:

- Captain of the Colorado Mammoth for six of his nine seasons with the franchise
- NLL Championship Game Most Valuable Player (2006)
- Set then-NLL record for points in a single postseason (25 in 2006)
- All-time franchise leader in career assists (459)
- Second all-time in franchise history (Mammoth all-time leader) in career points (664)
- Third all-time in franchise history (second in Mammoth history) in career goals (205)
- Fifth all-time in franchise history (second in Mammoth history) in career loose balls (647)
- Seventh all-time in NLL history with 621 career assists
- Ninth all-time in NLL history with 922 career points
- Named an NLL All-Pro five times (First Team: 2006; Second Team: 2002, 04, 07, 08)
- Scored 90+ points three times in his career
- Posted 70+ points in each of his first eight seasons in the NLL
- Named to the 2002 NLL All-Rookie Team
- One of 20 players in NLL history to eclipse 1,000 career loose balls
- Selected first overall in the 2001 NLL Entry Draft by the New York Saints



24 John Grant, Jr., 2011-17

Grant's No. 24 was retired on Mar. 24, 2018. As of that date, he had accomplished the following:

- 1st Overall Draft Pick in 1999 NLL Entry Draft
- NLL Rookie of the Year, 2000
- 2007, 2012 NLL MVP
- 2007 Champions Cup
- 2007 Champions Cup MVP
- 6-time All-Pro 1st Team (2000, 2001, 2005, 2006, 2007, 2012)
- 3- time All-Pro 2nd Team (2002, 2003, 2013)
- 2nd All-Time in Goals (668)
- 4th All-Time in Assists (778)
- 2nd All-Time in Points (1446)



NLL DIRECTORY



NATIONAL LACROSSE LEAGUE™

The Office of the Commissioner
1100 E. Hector Street, Suite 415
Conshohocken, PA 19428
212.764.1390 • www.NLL.com

Commissioner: Nick Sakiewicz (2016-present)
Deputy Commissioner & Executive Vice President, Business Affairs: Jessica Berman
Vice President, Marketing, Events & Communications: Katie Lavin
Executive Vice President, Business Operations: Justin Rubino
Vice President, Lacrosse Operations: Brian Lemon
Executive VP, Broadcast & Content: Joel Feld

ABOUT THE NATIONAL LACROSSE LEAGUE

- NLL Established: 1987
- Number of Seasons: 35
- Number of Teams: 14
- Number of Teams in the United States: 9
- Number of Teams in Canada: 5
- Number of Conferences: 2 (East and West)

EASTERN CONFERENCE

Albany FireWolves
Buffalo Bandits
Georgia Swarm
Halifax Thunderbirds
New York Riptide
Philadelphia Wings
Rochester Knighthawks
Toronto Rock

WESTERN CONFERENCE

Calgary Roughnecks
Colorado Mammoth
Panther City Lacrosse Club
San Diego Seals
Saskatchewan Rush
Vancouver Warriors

- Championship Trophy: National Lacrosse League Cup
- Season: 18 regular-season games and three postseason rounds
- Live Internet Broadcast: ESPN+



2021-22

COLORADO MAMMOTH SEASON SCHEDULE



DECEMBER

SUN	MON	TUE	WED	THU	FRI	SAT
HOME GAMES	AWAY GAMES		1	2	3	4 5:00 GRG
5	6	7	8	9	10	11 8:30 SD
12	13	14	15	16	17 7:30 PC	18
19	20	21	22	23	24	25
26	27	28	29	30	31 6:00 NY	

JANUARY

SUN	MON	TUE	WED	THU	FRI	SAT
						1
2	3	4	5	6	7 8:30 VAN	8
9	10	11	12	13	14	15
16	17	18	19	20	21	22
23	24	25	26	27	28	29 7:00 VAN
30	31					

FEBRUARY


SUN	MON	TUE	WED	THU	FRI	SAT
		1	2	3	4	5 7:00 CGY
						12 7:00 CGY
6	7	8	9	10	11	18
13	14	15	16	17	18	19
20 3:00 SSK	21	22	23	24	25	26 7:30 SSK
27	28					

MARCH

SUN	MON	TUE	WED	THU	FRI	SAT
		1	2	3	4	5
6	7	8	9	10	11 7:30 PC	12
13	14	15	16	17	18 7:30 VAN	19 8:00 SD
20	21	22	23	24	25	26 7:30 PC
27	28	29	30	31		

APRIL

SUN	MON	TUE	WED	THU	FRI	SAT
					1	2 7:00 BUF
						9 7:00 SD
10	11	12	13	14	15	16 7:30 SSK
17	18	19	20	21	22	23
24	25	26	27	28	29	30 7:00 CGY





• COLORADO MAMMOTH • COLORADO MAMMOTH • COLORADO MAMMOTH •

TURN OF THE LOUD HOUSE • RE

OF THE LOUD HOUSE • RETURN OF