



MYRTLE BEACH PELICANS

2022 MEDIA GUIDE



DJ Herz

2021 Cubs
Minor
League
Pitcher of
the Year



FOR OVER 35 YEARS, BASEBALL AMERICA HAS PROVIDED UNPARALLELED COVERAGE & AUTHORITY.

Baseball America identifies future stars of the game ... today.

With an editorial staff of experts at every level of the game (from high school to college to international to minor league), we deliver a scouts-level of expertise and insight to our readers.

For \$7.50 a month (\$89.97 a year), you'll receive the print edition (every two weeks).



TO SUBSCRIBE:

VISIT WWW.BASEBALLAMERICA.COM CALL (800) 845-2726

TABLE OF CONTENTS

CLUB INFORMATION

Media and Ballpark Info	6-7
Front Office Staff Directory	8
Chuck Greenberg	9-10
Ryan Moore/Kristin Call	11
Sam Weiderhaft	12

COACHING STAFF

Buddy Bailey - Manager	14-15
Steven Pollakov - Hitting Coach	16
Clayton Mortensen - Pitching Coach	17
Jovanny Rosario - Bench Coach	18
Nick Roberts - Athletic Trainer	19
Mark Weisman - Strength Coach	20

2021 IN REVIEW

Day-by-Day Results	22-23
2021 Standings	24
2021 Season Individual Statistics	25-26
2021 Split Statistics	27-33
2021 Full Roster	34-35
2021 Highs and Lows	36-37
2021 Transactions	38

HISTORY

Franchise History	40-64
Postseason History	65-66
Pelicans in the All-Star Game	67-68
From the Beach to the Bigs	69-70
All-Time Roster	71-78
Before the Pelicans	79

RECORD BOOKS

All-Time Team Records	81
Single Season Records	82-87
Career Records	88-94
Single Game Records	95-96
Streaks and Feats	97-99

CAROLINA LEAGUE

Carolina League Information	101-102
All-Time League Club Nicknames	103

Opponents

Quick Reference Guide	104
Augusta GreenJackets	105
Carolina Mudcats	106
Columbia Fireflies	107
Charleston RiverDogs	108
Delmarva Shorebirds	109
Down East Wood Ducks	110
Fayetteville Woodpeckers	111
Fredericksburg Nationals	112
Kannapolis Cannon Ballers	113
Lynchburg Hillcats	114
Salem Red Sox	115

CHICAGO CUBS

Chicago Cubs Directory	117
Affiliates	118
Iowa Cubs	119
Tennessee Smokies	120
South Bend Cubs	121

NOTES

Notes	122
-------------	-----



BALLPARK GUIDE



PELICANS BALLPARK FACTS

- **Original name of the ballpark:** Coastal Federal Field (changed to BB&T Coastal Field on August 18, 2007; changed to TicketReturn.Com Field at Pelicans Ballpark on March 20, 2012)
- **Groundbreaking for stadium:** March 11, 1998
- **Cost of construction:** Approximately \$13 million
- **Seating bowl:** Seats are from Fulton County Stadium, former home of the Atlanta Braves
- **How TicketReturn.com Field at Pelicans Ballpark stacks up:** In 2009, Baseball America ranked Pelicans Ballpark as the top ballpark in the Carolina League. Stadium Journey ranked the Pelicans tops in the league from 2011-2015 and third in the minors in 2011-2013. Stadium Journey also ranked the stadium experience in the top 25 in all of sports in 2012 and 2013.



The 2022 season is the 24th year of Myrtle Beach Pelicans baseball and the club's eighth as an affiliate of the Chicago Cubs. The Pelicans have won four Carolina League championships, winning back-to-back titles in 1999 and 2000 and again in 2015 and 2016. Myrtle Beach will once again compete in the Carolina League this season after the league was renamed to the Low-A East in 2021.

2022 CLUB INFORMATION

MyrtleBeachPelicans.com



MEDIA AND BALLPARK INFO

CONTACT INFORMATION

Press Box

Media Relations: (843) 918-6080
Home Radio: (843) 918-6064
Press Area: (843) 918-6052
Production: (843) 918-6010

Media Contacts

Sam Weiderhaft

Media Relations Manager and Broadcaster
Office: (843) 918-6080 / Cell: (317) 430-3102
E-mail: Media@MyrtleBeachPelicans.com

Pelicans Front Office

Main Phone: (843) 918-6000
Ticket Line: (843) 918-6000
Toll Free: (877) 918-TIXX (8500)
Main Fax: (843) 918-6001

PREGAME SCHEDULE

7:05 PM

4:00-4:15 Pelicans Infield
4:15-5:00 Pelicans BP
5:00-5:15 Visitors Infield
5:15-6:10 Visitors BP
6:15-7:00 Field Prep
7:05 First pitch

6:05 PM

3:00-3:15 Pelicans Infield
3:15-4:00 Pelicans BP
4:00-4:15 Visitors Infield
4:15-5:10 Visitors BP
5:15-6:00 Field Prep
6:05 First pitch

Official Scorer	Rick Bayless
PA Announcer.....	Matt Parris
Scoreboard Operator.....	Matt Bernacchi

CREDENTIALS: All working members of the media are required to have a press pass. Requests for credentials must be made at least 24 hours prior to game time. Credentials will only be issued to legitimate working media and will be made available at the Pelicans Will Call window at the box office. Season credentials are issued to news agencies that cover the Pelicans on a daily basis.

Media credentials issued by the Myrtle Beach Pelicans are deemed as nontransferable personal licenses and must be clearly displayed at all times. The credential provides evidence that the bearer has been authorized to enter as a working member of the media. The credential is the property of the Myrtle Beach Pelicans and is revocable by the Pelicans staff at any time. The bearer of Pelicans media credentials: 1) agrees to careful search and inspection of prohibited items and/or confiscation of prohibited items; 2) agrees to comply with all ballpark and Myrtle Beach Pelicans rules and regulations; 3) assumes all risks and dangers incidental to attendance at the events, whether occurring prior to, during, or after the events; 4) understands that the requesting of autographs or equipment from players and coaches is strictly prohibited and that such requests will result in ejection and confiscation of credential.

PHOTOGRAPHERS: Photographers will receive a pass that will allow for photography throughout the stadium, provided it does not interfere with the action on the field or with a fan's view of the game. A photography pit is located in each of the home and away dugouts on the far ends closest to the outfield. Photographers are required to stay within the specified areas of the ballpark. **There is no photography of any kind allowed in the clubhouse.**

PRESS BOX: Members of the media may access the Pelicans press box by taking the elevator located just inside Gate 2. The press box is viewable immediately after exiting the elevator to the right. Game notes, team stats, starting lineups, starting pitcher day-to-day stats, rosters, transactions and other pertinent information will be made available to the media prior to and during each game in the press box. Wireless internet access is available; contact the Pelicans media relations staff for information.

2022 Myrtle Beach Pelicans Media & Information Guide

The 2022 Myrtle Beach Pelicans Media Guide was produced by the Pelicans Media Relations Department, under the direction of Sam Weiderhaft. All information is current as of April 26, 2021 unless otherwise indicated.

Statistical information provided in part by Major League Baseball Advanced Media (MLBAM), 75 Ninth Avenue, Fifth Floor, New York, NY 10011.

Layout, design, and editing by Sam Weiderhaft. Photography included in the 2022 Myrtle Beach Pelicans Information Guide is by Robbie Gurganus, Larry Kave, Brian Prince (Charleston RiverDogs), Alex Symcak, Steve Green/Chicago Cubs, Roger C. Hoover/Tennessee Smokies, Atlanta Braves, Kelly Gavin and Alex Yocum-Beeman/Texas Rangers, Hickory Crawdads, Spokane Indians, Round Rock Express, Potomac Nationals, Nikolaus (Carolina Mudcats) and Kane County Cougars as well as the following photographers from MiLB.com: Carl Kline and Ken Inness.

Special thanks to former Broadcasters/Media Relations personnel Noah Cloonan, Zach Bigley, Scott Kornberg, Nathan Barnett, Tyler Maun, Joel Godett and Travis Lucian, current Pelicans General Manager Kristin Call, President Ryan Moore, the Chicago Cubs Media Relations department, Brett Taylor of Bleacher Nation and Josh Timmers of Bleed Cubbie Blue.

Additional information on the 2022 Myrtle Beach Pelicans is available through the Pelicans Media Relations Department by calling Sam Weiderhaft at (843) 918-6080 or via e-mail at Media@MyrtleBeachPelicans.com.

TEAM INFORMATION

Year Established	1999
Major League Affiliation	Chicago Cubs (since 2015)
League/Division	Carolina League (South)
Years in the League	24th season (23rd in Carolina League)
Team Colors	Sun Gold, Midnight Blue, and Pelicans Blue

TicketReturn.Com FIELD AT PELICANS BALLPARK

Name	TicketReturn.Com Field at Pelicans Ballpark
Opened	1999
Original Cost	\$12.8 million
Ballpark (Seating Capacity)	4,800 fixed seats, 6,599 capacity with standing room
Luxury Suites	9

OUTFIELD DIMENSIONS

Left Field	308 ft.
Center Field	400 ft.
Right Field	328 ft.
Wall Height	RF-LC: 8 ft., LC-LF: 6 ft.

DIRECTIONS

From Georgetown, Pawleys Island, Murrells Inlet, Surfside, and points south

Take Highway 17 Bypass North past Coastal Grand Mall and over Highway 501. Take a right onto 10th Ave. N (Bojangles will be on your right). After about a mile you'll come to a four-way intersection where you'll take a left onto Grissom Parkway. After half a mile you'll see the TicketReturn.Com Field at Pelicans Ballpark sign, and you'll take a left into the Pelicans main parking lot.

From North Myrtle Beach, Little River, North Carolina, and points north

Take Highway 17 Bypass South to Grissom Parkway. Follow the signs to Grissom Parkway and veer right onto Grissom heading south towards downtown Myrtle Beach. On Grissom Parkway you'll pass Broadway At The Beach, which is located on the right. Go through the next intersection, which is 21st Ave. N. and take a right into the Pelicans main parking lot (marked by the TicketReturn.Com Field at Pelicans Ballpark sign on the right), which is the first right after crossing 21st Ave. N.

From Conway, Galivants Ferry, and points west

Take Highway 501 East heading toward Myrtle Beach. After going underneath the overpass (17 bypass), go approximately one mile while staying in the left lane. Take a left onto Grissom Parkway, on Grissom Parkway go through the 10th Ave. N. intersection and take a left into Pelicans main parking lot.

PELICANS BALLPARK FIRSTS:

First	Details
First game	April 12, 1999
First crowd	5,521
First pitch	April 12, 1999 — 7:14 p.m.
First temperature	74 degrees
First MB pitcher	Luis Rivera
First opponent	Potomac
First batter	Esix Snead (POT)
First hit	Andy Bevins (POT) — HR
First MB hit	Ryan Lehr — HR
First MB error	Marcus Giles
First walk received	Marcus Giles
First stolen base	Jeff Spencer
First cycle	Dee Brown (WIL)
First grand slam	Ryan Lehr (8/28/99)
First streaker	Unknown nude fan (9/1/99)
First car through OF wall	August 29, 2000



FRONT OFFICE STAFF

CONTACT INFO

Office: 843-918-6002
Tickets: 843-918-6000
Fax: 843-918-6001
info@MyrtleBeachPelicans.com



ADDRESS

TicketReturn.Com Field at Pelicans Ballpark
1251 21st Avenue North
Myrtle Beach, SC 29577

EXECUTIVE TEAM

Chairman & Managing Partner..... Chuck Greenberg
President Ryan Moore
General Manager..... Kristin Call

TICKETING & SPONSORSHIP SALES

Assistant General Manager of Sales Ryan Cannella
Sports & Tourism Manager..... Todd Chapman
Corporate Sales Manager..... Eric Theiss
Ticket Sales Assistant..... Marcellus Murdock
Ticket Sales Assistant..... Austin Oldfield
Ticket Sales Assistant Kevin Gagnon
Sales Execution Coordinator..... Sammy Parnell
Box Office Manager Shannon Barbee
Marketing & Sponsorship Activation Assistant..... AJ Ries

FAN ENGAGEMENT

Director of Fan Engagement..... Hunter Horenstein
Director of Video Production..... Ryan Nicholson
Fan Engagement Assistant..... John Oliver
Production Assistant..... Derek Moskal
Production Assistant..... Lane Hartwell

BROADCASTING & MEDIA RELATIONS

Media Relations Manager & Broadcaster..... Sam Weiderhaft
Team Photographer..... Larry Kave

BALLPARK OPERATIONS

Director of Retail & Ballpark Operations Dan Bailey
Sports Turf Manager..... Jordan Barr
Ballpark Operations Assistant..... Jason Bliven
Ballpark Operations Assistant..... Drew Martin
Sports Turf Assistant..... Caleb Conrad
Sports Turf Assistant..... Gunnar Kale
Home Clubhouse Manager..... Stan Hunter
Visiting Clubhouse Manager..... Michael Pearson

FOOD & BEVERAGE

Director of Food & Beverage..... Brad Leininger
Chef Tiffany Sharp

ADMINISTRATION & FINANCE

Director of Finance..... Anne Frost
Office Manager/Administrative Assistant..... Beth Freitas

COACHING STAFF

Manager..... Buddy Bailey
Hitting Coach Steven Pollakov
Pitching Coach..... Clayton Mortensen
Bench Coach..... Jovanny Rosario
Athletic Trainer Nick Roberts
Strength & Conditioning Coach Mark Weisman





CHUCK GREENBERG

CHAIRMAN & MANAGING PARTNER



For more than two decades, Myrtle Beach Pelicans Chairman and Managing Partner, Chuck Greenberg, has built his reputation as an innovative franchise owner and operator, corporate and sports attorney, dealmaker, advisor, and expert on the business and economics of major professional sports.

Chuck's involvement with the Pelicans began on May 31, 2006, when his ownership group finalized the purchase of the franchise from Capitol Broadcasting Company. He subsequently spearheaded an effort to enhance TicketReturn.Com Field at Pelicans Ballpark in Myrtle Beach and make it among the most fan-friendly venues in Minor League Baseball. Within his first two years as Team President and Managing Partner, Chuck's group invested nearly \$2.5 million to enhance the Pelicans' home ballpark, including the installation of a state-of-the-art, 550-sq. ft. video board, a new Outfield Reserved Bleacher Seating section, and the opening of Pelicans Beach, which was subsequently dubbed "the only baseball-front beach in America." The Major League-quality video board was the largest in the Carolina League at the time of installation and ranks among the largest in all of Minor League Baseball.

In addition to his role as Pelicans' Chairman & Managing Partner, he currently holds the same title with the State College (Pa.) Spikes, the Class-A Short Season affiliate of the St. Louis Cardinals. He is also the General Partner and CEO of the Frisco RoughRiders, the Double-A affiliate of the Texas Rangers, a team that he purchased along with RoughRiders President and co-General Partner Scott Sonju in 2014.

In November 2009, Chuck announced the formation of Greenberg Sports Group (GSG), which provides management, consulting and marketing services to the sports industry across the country. GSG also manages the overall operations of Pelicans, RoughRiders, and Spikes.

Well respected across baseball, Chuck has the distinguished honor of serving on the Minor League Baseball Board of Trustees, a position to which he was elected to in December 2007. The 12-person Board has exclusive power to determine policies and to enact rules and regulations for Minor League Baseball and its member clubs.

Among Chuck's leadership roles in the industry, he has helped to launch Minor League Baseball's "Project Brand" initiative, which was announced at the 2012 Baseball Winter Meetings. "Project Brand" is a transformational new national marketing program designed to attract major national sponsors by creating one cohesive brand encompassing all 160 member clubs. Previously, he served on the inaugural Board of Directors of the Baseball Internet Rights Company (BIRCO), which holds the digital media rights of its member Minor League Baseball clubs and leagues and partners in a strategic venture with Major League Baseball Advanced Media (MLBAM). Chuck is also a co-Chair of Minor League Baseball's Diversity Committee, where he was tapped for a leadership position by Minor League Baseball President Pat O'Connor, in part for his success in attracting substantial minority investment to his ownership groups.

Chuck is the former Managing Partner & CEO of the Texas Rangers, a role he assumed in 2010 after his group of investors (Rangers Baseball Express, LLC), which included Baseball Hall of Famer Nolan Ryan, acquired the Major League Baseball franchise from Tom Hicks and Hicks Sports Group.

His tenure as Rangers' Managing Partner & CEO was highlighted by the club winning the American League Pennant and reaching first World Series in the history of the franchise. Off the field, Chuck spearheaded the development of an enhanced senior management staff, overhauled the fan experience at Globe Life Park in Arlington, constructed and installed a new state-of-the-art video board, game entertainment control room, and technological overhaul of Globe Life Park, and helped re-establish a sense of trust and excitement between the franchise and community. He was also the architect of a lucrative and landmark deal with Fox Sports Southwest that has since changed the landscape of regional television rights deals throughout the sports industry.

Chuck's professional baseball career began in October 2001, when he led an ownership group that



purchased the Double-A Eastern League's Altoona Curve. During his time as the Curve's President & Managing Partner (2002-08), the club set numerous single-game and season attendance records, continually reinvested private money into capital improvement projects at Blair County Ballpark, and helped the franchise gain national stature as one of the most creative and innovative teams in professional sports.

The Curve won the prestigious Larry MacPhail Promotional Award in 2004, the 2006 Baseball America Freitas Award as the top Double-A franchise, and added the highest honor bestowed annually upon a Minor League Baseball club, the John H. Johnson President's Trophy, in 2006. Altoona became only the 11th franchise to receive all three major awards, and was the first team to accomplish the feat in less than three years.

The Pittsburgh native had a long and successful career as a corporate and sports attorney, and currently serves as counsel with the globally-based law firm Reed Smith LLP. Prior to joining Reed Smith in 2010, Chuck was a Partner in the Pennsylvania-based law firm Pepper Hamilton, LLP, which he joined in 1998. He headed the firm's sports practice and was a member of its Executive Committee. Throughout his career, he has lent his expertise to the acquisition and sale of more than two dozen franchises in baseball, football, basketball, hockey, soccer and lacrosse.

Among his work in the sports industry, Chuck was instrumental in helping put together the deal that landed a group led by National Hockey League Hall of Famer Mario Lemieux and renowned businessman Ron Burkle ownership of the bankrupt Pittsburgh Penguins in 1999 and saved the franchise for Pittsburgh and Western Pennsylvania. In 2007, he represented Lemieux, Burkle and the Penguins in successful negotiations with the Commonwealth of Pennsylvania, the City of Pittsburgh and Allegheny County which resulted in a deal to build a brand-new, state-of-the-art arena in downtown Pittsburgh and secure the future of the Penguins in Pittsburgh for at least another 30 years.

Chuck has been featured in numerous articles and has made frequent television and radio appearances concerning the business and economics of sports, particularly regarding sports franchises and facilities. He has also been a frequent speaker and panelist at the annual National Sports Forum and Baseball Winter Meetings. In 2008, he was named to the Sports Business Research Advisory Board at Penn State University, representing team owners in the work of the Center for Sports Business Research, which focuses on the development of first-rate academic and applied empirical research in the sports industry while helping to define educational opportunities for students looking to start careers in sports business.

He also serves on the board of directors of the Mario Lemieux Foundation and also served on the executive committee of the Mario Lemieux Celebrity Golf Invitational, which was held for nearly 20 years.

Chuck graduated from Upper St. Clair High School in Pittsburgh in 1978 and four years later received his B.A. from Tufts University in Massachusetts. In 1985, he graduated from the University of Michigan Law School. Chuck makes his home in Westlake, Texas. He has adult sons (Jeff, Jack and Ben).

Ownership / Myrtle Beach Pelicans LP

Chuck Greenberg - Chairman & Managing Partner

Fernando Aguirre - Vice Chairman

Brad and Niti Ross

The Robert Brooks Family

C.D.S. Sports, LLC

Abbot Friedland

Bob & Marybeth Miller

Jim & Margot Murray

The Rogal Family

John D. Whalen



RYAN MOORE

PRESIDENT



Ryan Moore first joined the Pelicans organization in 2008 as a Ticket Sales Representative. In 2015 Ryan rejoined the Myrtle Beach Pelicans as the Vice President of Business Operations before being promoted to General Manager in 2018. He was elevated to President in 2020.

Ryan previously served as the General Manager of the Jupiter Hammerheads, the Miami Marlins Class A-Advanced affiliate. He also worked as the Assistant General Manager of Roger Dean Stadium, the Spring Training location for the St. Louis Cardinals and the Miami Marlins. From 2010-2014 Ryan worked for the Gwinnett Braves, the Atlanta Braves Triple-A affiliate, overseeing their ticket sales efforts.

Originally a Connecticut native, Ryan has spent the past 15 years living in the Southeast.

Upon his return to Myrtle Beach Ryan became involved with Habitat for Humanity and currently serves on their board. He is also an alum of Leadership Grand Strand 37. A 2006 graduate of Elon University, Moore earned a degree in Sports Management. During his time at Elon, he completed internships with the Greensboro Coliseum and Elon University's Athletic Department. Moore resides in Myrtle Beach with his wife Alexandra, son Austin, and their two dogs, Cooper and Charlie.



KRISTIN CALL

GENERAL MANAGER



Kristin moved to South Carolina to join the Pelicans organization in October of 2013 as the Senior Director of Marketing. She was promoted to Assistant General Manager in 2019, then to Associate General Manager in 2020. She was elevated to General Manager in December of 2021. For her efforts on the Grand Strand, she earned the Carolina League's Female Executive of the Year award in 2015 and 2019. A leader in the Pelicans marketing efforts, Call helped Myrtle Beach set several attendance records and create some of the most creative promotions in all of Minor League Baseball.

Kristin's career in the minors began with the West Virginia Power in 2006 as an intern. Prior to the 2007 season she was hired full time as the Director of Promotions. Over the course of her eight years with the Power her roles included Director of Marketing and finally Assistant General Manager, Marketing. A highlight of her time with the Power was the team's creation and execution of a healthy lifestyle program in which they promoted the importance of

healthy living to over 20,000 kids including appearances at over 100 schools.

Call's industry accolades include 2012 South Atlantic League Female Executive of the Year, 2015 and 2019 Carolina League Female Executive of the Year.

Kristin is originally from Barboursville, WV and a graduate of Cabell Midland High School. In 2002 she entered West Virginia State University on a 4-year academic and volleyball scholarship and in 2006 graduated Magna Cum Laude with a B.A. in Communications and a focus in Public Relations.

During her time in WV, Kristin was also an assistant coach for Charleston Catholic High School's Varsity Volleyball team. During her eight year stint the team enjoyed seven State Tournament appearances and captured two State Titles. Call is also proud to serve her community through involvement with the Myrtle Beach Area Hospitality Association, and as the assistant coach for the Myrtle Beach High School Varsity Volleyball team.



SAM WEIDERHAFT

MEDIA RELATIONS MANAGER & BROADCASTER



Sam Weiderhaft returns to the Pelicans for his second season as the team's broadcaster in 2022. Sam is a 2020 graduate of Butler University in Indianapolis with a degree in sports media. Weiderhaft also broadcasts for Coastal Carolina University in Conway, South Carolina on ESPN+, while also serving as the PA announcer for the football and men's basketball games.

At Butler, Sam was the lead student-broadcaster for football, women's basketball, soccer, softball, and baseball. He also worked with Franklin College as the football broadcaster for the 2018 and 2019 seasons.

Weiderhaft spent the summer of 2019 in the prestigious Cape Cod Baseball League as the play-by-play broadcaster for the Bourne Braves. Sam has also interned with WISH TV Channel 8 Indianapolis and spent time as a sideline reporter for the Big East Digital Network on Fox Sports GO. Weiderhaft is from Carmel, Indiana where he enjoys attending Butler basketball games, spending time with friends and family, and of course, watching baseball.

DON'T MISS THE *Pelicans* **EXPERIENCE**

WATCH EVERY HOME GAME ON MILB.TV
LISTEN TO THE PELICANS AT
milb.streamguys1.com/myrtle-beach



After spending the 2016-2018 seasons in Myrtle Beach, Buddy Bailey returned to Pelicans Ballpark to manage the 2021 Pelicans. Last year, Bailey collected his 2,186th career victory as a Minor League Baseball manager, pushing him into fourth place all-time. The Norristown, PA native is the winningest active manager in Minor League Baseball. 2022 will be Bailey's 34th season as a minor league manager.



2022 COACHING STAFF

MyrtleBeachPelicans.com



BUDDY BAILEY

MANAGER



RESIDES: Lynchburg, VA **BORN:** March 28, 1957 (age 65) Norristown, PA

LAST SEASON: Manager — Myrtle Beach Pelicans

MiLB SERVICE (player): 4 seasons

MiLB SERVICE (coach): 34th season

MANAGING EXPERIENCE: 34th season

YEARS WITH THE CUBS: 16th season (as coach)

YEARS WITH THE PELICANS: 5th season


Entering his 34th season as a minor league manager, Buddy Bailey will make his return to Myrtle Beach to manage the Pelicans for the 2022 season. After leading the South Bend Cubs to the 2019 Midwest League championship, the Pennsylvania native will continue his second stint with the Pelicans after managing the club from 2016-2018. During his first three years with Myrtle Beach, Bailey collected three half-season Southern Division Championship titles, one Southern Division Championship title, and the Carolina League Championship in 2016. In 2021, Bailey led the Pelicans to a 59-61 record in the first year of the Low-A East, and also moved into 4th place all time in career MiLB wins as a manager. For his career, Bailey owns 2,202 victories, making him one of just 11 minor league managers to reach the 2,000-win plateau in history. 2022 will mark Bailey's 16th season as a manager in the Chicago Cubs organization.

MILB MANAGING EXPERIENCE

YEAR	TEAM	LG	LVL	Aff	AGE	W	L	W-L %
1983	Pulaski	AL	R	ATL	26	45	26	.634
1984	Pulaski	AL	R	ATL	27	69	37	.536
1985	Sumter	SAL	A	ATL	28	72	63	.533
1986	Durham	CL	A	ATL	29	72	68	.514
1987	Sumter	SAL	A	ATL	30	75	62	.547
1988	Greenville	SL	AA	ATL	31	87	57	.604
1988	Durham	CARL	A	ATL	31	82	58	.586
1989	Greenville	SOUL	AA	ATL	32	70	69	.504
1990	Greenville	SOUL	AA	ATL	33	57	87	.396
1991	Lynchburg	CARL	A+	BOS	34	67	72	.482
1992	Lynchburg	CARL	A+	BOS	35	77	58	.570
1993	Pawtucket	IL	AAA	BOS	36	60	82	.423
1994	Pawtucket	IL	AAA	BOS	37	78	64	.549
1995	Pawtucket	IL	AAA	BOS	38	70	71	.496
1996	Pawtucket	IL	AAA	BOS	39	78	64	.549
2002	Pawtucket	IL	AAA	BOS	45	60	84	.417
2003	Pawtucket	IL	AAA	BOS	46	83	61	.576
2004	Pawtucket	IL	AAA	BOS	47	73	71	.507
2006	Daytona	FLOR	A+	CHC	49	71	66	.518
2007	Iowa	PCL	AAA	CHC	50	79	65	.549
2008	Tennessee	SOUL	AA	CHC	51	62	77	.446
2009	Daytona	FLOR	A+	CHC	52	64	71	.474
2010	Daytona	FLOR	A+	CHC	53	75	64	.540
2011	Daytona	FLOR	A+	CHC	54	76	61	.555
2012	Tennessee	SOUL	AA	CHC	55	72	68	.514
2013	Tennessee	SOUL	AA	CHC	56	76	62	.551
2014	Tennessee	SOUL	AA	CHC	57	66	73	.475
2015	Tennessee	SOUL	AA	CHC	58	76	63	.547



2016	Myrtle Beach	CARL	A+	CHC	59	82	57	.590
2017	Myrtle Beach	CARL	A+	CHC	60	73	67	.521
2018	Myrtle Beach	CARL	A+	CHC	61	61	78	.439
2019	South Bend	MIDW	A	CHC	62	76	61	.555
2021	Myrtle Beach	Low-A E	A	CHC	64	59	61	.492
TOTALS (33 seasons)					2,202	2,160	.505	



After spending 2019 with the South Bend Cubs, Buddy Bailey returned to manage the Pelicans in 2021 after leading the club from 2016-2018. (Larry Kave/Myrtle Beach Pelicans)



PELICANS MANAGERIAL DATA

W-L	%	YEAR(S)	FINISH
Brian Snitker			
238-179	.571	'99-'01	
		3rd/1st	1999#
		1st/1st	2000*
		2nd/3rd	2001
Randy Ingle			
271-285	.487	'02-'05	
		1st/2nd	2002
		4th/4th	2003
		2nd/3rd	2004
		3rd/4th	2005
Rocket Wheeler			
331-365	.476	'06-'10	
		3rd/3rd	2006
		4th/3rd	2007
		1st/1st	2008
		4th/4th	2009
		4th/3rd	2010

W-L	%	YEAR(S)	FINISH
Jason Wood			
223-194	.535	'11-'13	
		1st/4th	2011
		3rd/2nd	2012
		1st/2nd	2013
Joe Mikulik			
82-56	.594	'14	
		1st/1st	2014
Mark Johnson			
81-57	.587	'15	
		1st/2nd	2015*
Buddy Bailey			
275-263	.511	'16-'18, '21	
		2nd/1st	2016*
		1st/5th	2017
		5th/4th	2018
		2nd/South Div.	2021
Steve Lerud			
55-81	.404	'19	
		5th/3rd	2019*

* - Carolina League Champions
- Carolina League Co-Champions



STEVEN POLLAKOV

HITTING COACH

RESIDES: Chicago, IL **BORN:** Dec. 29, 1991 in Chicago, IL
LAST SEASON: Hitting Coach -- Arizona Complex League Cubs
MLB SERVICE (player): N/A
MiLB SERVICE (player): 1 season
MiLB SERVICE (coach): 4th season
YEARS WITH THE CUBS: 2nd season
YEARS WITH THE PELICANS: 1st season



Coaching Staff

Hitting Coach Steven Pollakov joins the Pelicans for his first season in Myrtle Beach and his third with the Cubs organization. He will also serve as the Dominican Republic Hitting Analytics Assistant Coordinator in 2022. Previously Pollakov served as the Minor League Hitting Coach for the Arizona Complex League Cubs. Prior to his time with the Cubs, Pollakov served as a hitting apprentice in the Houston Astros farm system in 2019, integrating technology and biometrics into hitting programs. In 2018, he served as a catching coordinator in the Boston Red Sox Dominican Republic Academy. Signed as an undrafted free agent in 2016 by the Chicago White Sox, Pollakov received his Bachelor of Arts in Philosophy and a European Languages Certificate in Spanish from the University of Hawaii in 2015. He is a graduate of Buffalo Grove High School in Illinois.

MINOR LEAGUE STATS

YEAR	TEAM	LVL	BA	OBP	SLG	G	AB	R	H	2B	3B	HR	RBI	BB	SO	SB
2016	Great Falls	Rk	.278	.350	.389	17	36	7	10	1	0	1	7	4	11	0
MINOR LEAGUE TOTALS			.278	.350	.389	17	36	7	10	1	0	1	7	4	11	0



CLAYTON MORTENSEN

PITCHING COACH

RESIDES: **BORN:** April 10th, 1985 in Rexburg, Idaho

LAST SEASON: Pitching Coach — Myrtle Beach Pelicans

MLB SERVICE (player): 5 seasons

MiLB SERVICE (coach): 3rd season

PITCHING COACH EXPERIENCE: 3rd season

YEARS WITH THE CUBS: 2nd season

YEARS WITH THE PELICANS: 2nd season



Coaching Staff



After an MLB career that stretched five seasons, Clayton Mortensen will return to Myrtle Beach for his second season as the Pelicans' Pitching Coach. 2022 also marks his second year as a coach in the Minor League system. Mortensen spent the 2019 as the pitching coach for the Idaho Falls Chukars of the Pioneer League. Prior to the cancellation of the 2020 season, he was slated to return to the post where the team would have defended their 2019 Pioneer League title. Mortensen was drafted by St. Louis in the first round (36th) of the 2007 draft and spent five years at the major league level playing for St. Louis, Oakland, Colorado, and Boston

MLB STATS

YEAR	TEAM	LVL	W	L	ERA	G	GS	SV	IP	H	R	ER	HR	BB	SO	HBP	WP
2009	2 Teams	MLB	2	4	7.63	7	6	0	30.2	42	34	26	6	13	13	3	1
	St. Louis	MLB	0	0	6.00	1	0	0	3.0	5	6	2	1	1	2	1	0
	Oakland	MLB	2	4	7.81	6	6	0	27.2	37	28	24	5	12	11	2	1
2010	Oakland	MLB	0	0	4.50	1	1	0	6.0	6	4	3	1	2	7	0	0
2011	Colorado	MLB	2	4	3.86	16	6	0	58.1	55	30	25	9	24	30	2	3
2012	Boston	MLB	1	1	3.21	26	0	0	42.0	32	15	15	7	19	41	1	3
2013	Boston	MLB	1	2	5.34	24	0	0	30.1	32	19	18	3	16	21	3	1
MAJOR LEAGUE TOTALS			6	11	4.68	74	13	0	167.1	167	102	87	26	74	112	9	8



JOVANNY ROSARIO

BENCH COACH

RESIDES: Dominican Republic **BORN:** April 4th, 1985 in Santo Domingo, D.R.

LAST SEASON: Hitting Coach — Cubs Dominican Summer League

MiLB SERVICE (player): 8 seasons

MiLB SERVICE (coach): 9th season

YEARS WITH THE CUBS: 9th season

YEARS WITH THE PELICANS: 1st season



Jovanny Rosario joins the Birds as the Bench Coach for 2022 after serving as the Hitting Coach for the Dominican Summer League Cubs in 2021. This marks his eighth season with the Cubs. Rosario, originally from Santo Domingo, DR, was drafted by the Dodgers in 2006. His minor league career spanned eight seasons and nine leagues.

MINOR LEAGUE STATS

YEAR	TEAM	LVL	BA	OBP	SLG	G	AB	R	H	2B	3B	HR	RBI	BB	SO	SB
2006	DGR	Rk	.283	.345	.372	46	180	34	51	9	2	1	15	15	28	7
2007	Ogden	Rk	.331	.376	.452	70	281	47	93	11	4	5	34	21	50	22
2008	Greak Lakes	A	.270	.315	.353	127	482	68	130	17	10	1	35	30	94	39
2009	Inland Empire	A+	.240	.269	.320	18	75	5	18	2	2	0	2	3	15	9
2009	Chattanooga	AA	.278	.270	.278	12	36	1	10	0	0	0	5	0	6	1
2009	Albuquerque	AAA	.264	.271	.340	51	106	15	28	1	2	1	4	1	15	4
2011	VER	AAA	.290	.354	.394	53	231	32	67	13	1	3	19	21	33	25
2011	SAL	AAA	.150	.227	.250	6	20	2	3	2	0	0	0	1	6	2
2012	YUC	AAA	.336	.385	.478	26	113	16	38	5	4	1	11	9	27	7
2012	MVA	AAA	.296	.367	.408	24	98	18	29	5	3	0	8	10	23	11
2013	TAB	AAA	.345	.373	.436	13	55	8	19	5	0	0	2	3	9	1
MINOR LEAGUE TOTALS			.290	.337	.386	446	1677	246	648	70	28	12	135	114	306	128





NICK ROBERTS

ATHLETIC TRAINER

RESIDES: Orlando, FL

LAST SEASON: Cubs Arizona Complex League

ATHLETIC TRAINING EXPERIENCE: 1 season

YEARS WITH THE CUBS: 2nd season

YEARS WITH THE PELICANS: 1st season



The Athletic Trainer for Myrtle Beach will be Nick Roberts. 2022 is his second with the Cubs organization, having served as the Athletic Trainer for the Arizona Complex League Cubs last season. Nick, originally from Orlando, FL, is a 2019 graduate of Florida State University where he earned his Bachelor's degree in Athletic Training.





MARK WEISMAN

STRENGTH COACH


RESIDES: Buffalo Grove, IL

LAST SEASON: N/A

COACHING EXPERIENCE: 1st season

YEARS WITH THE CUBS: 1st season

YEARS WITH THE PELICANS: 1st season



Mark Weisman rounds out the 2022 staff as the Strength and Conditioning Coach. This will be his first with season with the Cubs organization. Previously Weisman served as a Sports Performance Coach with SPEAR Training Center. A native of Buffalo Grove, IL, he earned his Bachelor's degree in Health and Human Physiology from the University of Iowa. He earned his Master of Science in Performance Enhancement and Injury Prevention from California University of Pennsylvania.





Pelicans baseball returned to Myrtle Beach in 2021 following the cancellation of the 2020 season. The 2021 group of Cubs prospects posted a record of 59-61, finishing second in the Low-A East, South Division standings. The roster was highlighted by 2020 Cubs first round pick Ed Howard (pictured) in the infield and 2021 Cubs Minor League Pitcher of the Year DJ Herz on the mound.

2021 SEASON IN REVIEW

MyrtleBeachPelicans.com



2021 in Review

															Home Road		
Date	Gm #	Opponent	Game Time	W - L	Score	Record	Pos	GA	GB	Winning Pitcher	Losing Pitcher	Save	Time	Att	No.	No.	
8/9	Off	Day															
8/10	85	Charleston	7:05 p.m.	W	6-5	43-42	2nd	-17.5	Jake Reindt (2-1)	Andrew Gross (4-1)	-	-	2:59	4,077	37		
8/11	86	Charleston	7:05 p.m.	L	2-7	43-43	2nd	-18.5	Nomar Rojas (3-0)	Richard Gallardo (2-7)	-	-	2:57	3,740	38		
8/12	87	Charleston	7:05 p.m.	L	0-8	43-44	2nd	-19.5	Franklin Dacosta (2-0)	Tyler Schlaffer (0-3)	-	-	3:25	3,803	39		
8/13	88	Charleston	7:05 p.m.	L	4-11	43-45	2nd	-20.5	Graeme Stinson (1-0)	Manuel Espinoza (4-6)	-	-	3:31	3,961	40		
8/14	89	Charleston	6:05 p.m.	W	6-4	44-45	2nd	-19.5	Jose Miguel Gonzalez (4-4)	Jose Lopez (3-6)	-	-	3:04	3,389	41		
8/15	90	Charleston	6:05 p.m.	W	9-6	45-45	2nd	-	-18.5	Gabriel Jaramillo (4-1)	Joe LaSorsa (0-2)	-	-	3:34	3,802	42	
8/16	Off	Day															
8/17	91	at Fayetteville	6:30 p.m.	L	1-8	45-46	2nd	-18.5	Elvis Garcia (1-0)	Richard Gallardo (2-8)	-	-	3:10	1,797	49		
8/18	92	at Fayetteville	6:30 p.m.	W	7-2	46-46	2nd	-19.0	Tyler Schlaffer (1-3)	Heitor Tokar (0-2)	-	-	2:45	2,397	50		
8/19	93	at Fayetteville	6:30 p.m.	W	5-3	47-46	2nd	-18.0	Dalton Stambaugh (1-0)	Elian Rodriguez (1-2)	-	-	3:24	3,715	51		
8/20	94	at Fayetteville	6:30 p.m.	L	1-3	47-47	2nd	-19.0	Cesar Gomez (1-7)	Jose Miguel Gonzalez (4-5)	-	-	2:13	3,715	52		
8/21	95	at Fayetteville	5:00 p.m.	L	4-5	47-48	2nd	-20.0	Carlos Hiraldo (1-0)	Bailey Reid (4-5)	-	-	3:36	5,144	53		
8/22	96	at Fayetteville	2:00 p.m.	L	7-9	47-49	2nd	-20.0	Aaron Brown (1-0)	Gabriel Jaramillo (4-2)	-	-	2:50	2,505	54		
8/23	Off	Day															
8/24	97	Columbia	7:05 p.m.	W	6-1	48-49	2nd	-19.0	Sheldon Reed (1-0)	Heriberto Garcia (0-2)	-	-	3:05	2,375	43		
8/25	98	Columbia	7:05 p.m.	W	8-3	49-49	2nd	-19.0	Carlos Ocampo (4-0)	Anderson Paulino (6-6)	-	-	3:23	2,056	44		
8/26	99	Columbia	7:05 p.m.	W	9-8	50-49	2nd	-19.0	Jose Almonte (2-2)	Taylor Bloye (1-2)	-	-	3:54	3,016	45		
8/27	100	Columbia	7:05 p.m.	L	0-5	50-50	2nd	-19.0	Adrian Alcantara (5-7)	Jose Miguel Gonzalez (4-6)	-	-	2:38	3,059	46		
8/28	101	Columbia	6:05 p.m.	W	6-2	51-50	2nd	-19.0	DJ Herz (3-4)	Luinder Avila (2-1)	-	-	3:00	2,990	47		
8/29	102	Columbia	6:05 p.m.	L	4-13	51-51	2nd	-20.0	Chase Wallace (2-4)	Dawel Rodriguez (0-1)	-	-	3:24	1,694	48		
8/30	Off	Day															
8/31	103	Lynchburg	7:05 p.m.	W	5-3	52-51	2nd	-20.0	Jose Almonte (3-2)	Daritzon Feliz (4-3)	-	-	3:01	2,041	49		
Sept. (7-9)																	
9/1	104	Lynchburg	7:05 p.m.	W	4-1	53-51	2nd	-20.0	Tyler Schlaffer (2-3)	Jordan Jones (3-8)	-	-	2:47	1,690	50		
9/2	105	Lynchburg	7:05 p.m.	L	3-7	53-52	2nd	-21.0	Jaime Arias (8-4)	Manuel Espinoza (4-7)	-	-	2:54	2,223	51		
9/3	106	Lynchburg	7:05 p.m.	L	1-4	53-53	2nd	-22.0	Zach Hart (7-2)	Jose Miguel Gonzalez (4-7)	-	-	2:54	3,007	52		
9/4	107	Lynchburg	6:05 p.m.	W	2-1	54-53	2nd	-22.0	Luis Rodriguez (1-0)	Hugo Villalobos (0-2)	-	-	2:48	2,631	53		
9/5	108	Lynchburg	7:05 p.m.	L	2-10	54-54	2nd	-23.0	Jacob Forrester (2-2)	Dawel Rodriguez (0-2)	-	-	2:56	4,005	54		
9/6	Off	Day															
9/7	109	at Charleston	7:05 p.m.	W	8-6	55-54	2nd	-22.0	Richard Gallardo (3-8)	Ben Brecht (5-3)	-	-	3:05	2,641	55		
9/8	110	at Charleston	5:05 p.m.	L	1-12	55-55	2nd	-23.0	Seth Johnson (5-6)	Tyler Schlaffer (2-4)	-	-	2:38	3,187	56		
9/9	111	at Charleston	4:05 p.m.	L	4-7	55-56	2nd	-24.0	Luis Moncada (7-1)	Manuel Espinoza (4-8)	-	-	1:54	5,217	57		
9/10	112	at Charleston	6:45 p.m.	L	1-15	55-57	2nd	-25.0	Sandy Gaston (2-0)	Jose Miguel Gonzalez (4-8)	-	-	2:33	5,217	58		
9/11	113	at Charleston	6:05 p.m.	W	5-2	56-57	2nd	-24.0	Luis Rodriguez (2-0)	Antonio Jimenez (1-1)	-	-	3:09	5,920	59		
9/12	114	at Charleston	5:05 p.m.	W	4-0	57-57	2nd	-23.0	Porter Hodge (1-0)	Neraldo Catalina (2-1)	-	-	2:54	4,188	60		
9/13	Off	Day															
9/14	115	Augusta	7:05 p.m.	L	4-5	57-58	2nd	-23.0	Royber Salinas (1-0)	Richard Gallardo (3-9)	-	-	3:09	2,754	55		
9/15	116	Augusta	7:05 p.m.	L	0-4	57-59	2nd	-24.0	Andrew Hoffman (2-2)	Tyler Schlaffer (2-5)	-	-	2:44	2,212	56	21	
9/16	117	Augusta	7:05 p.m.	L	2-3	57-60	2nd	-24.0	Roldydy Munoz (4-2)	Manuel Espinoza (4-9)	-	-	2:58	2,955	57		
9/17	118	Augusta	7:05 p.m.	W	11-4	58-60	2nd	-23.0	Luis Rodriguez (3-0)	Jared Johnson (0-6)	-	-	3:08	3,119	58		
9/18	119	Augusta	6:05 p.m.	L	12-2	59-60	2nd	-23.0	Daniel Palencia (1-0)	Rainieri Rodriguez (2-4)	-	-	3:06	3,568	59		
9/19	120	Augusta	4:05 p.m.	L	1-2	59-61	2nd	-23.0	Royber Salinas (2-0)	Porter Hodge (1-1)	-	-	2:46	2,690	60		



2021 STANDINGS

2021 LOW-A EAST OVERALL STANDINGS

CENTRAL	W	L	PCT	GB
Down East*	72	48	.600	--
Carolina	68	52	.567	4.0
Fayetteville	55	65	.458	17.0
Kannapolis	40	79	.336	17.0

NORTH	W	L	PCT	GB
Salem	71	49	.592	--
Delmarva	68	52	.567	3.0
Lynchburg	58	62	.483	13.0
Fredericksburg	44	76	.367	27.0

SOUTH	W	L	PCT	GB
Charleston*	82	38	.683	--
Myrtle Beach	59	61	.491	23.0
Augusta	54	66	.450	28.0
Columbia	48	71	.403	33.5

*= Clinched playoff

Low-A East Championship

Charleston def. Down East 3-2

Game 1: Charleston @ Down East (Charleston W 4-2)

Game 2: Charleston @ Down East (Charleston W 8-5)

Game 3: Down East @ Charleston (Down East W 7-5)

Game 4: Down East @ Charleston (Down East W 9-3)

Game 5: Down East @ Charleston (Charleston W 9-2)

LOW-A EAST: A NEW ERA

After the reconstruction of Minor League Baseball prior to the 2021 season, the Low-A East was formed with 12 teams, divided into three four-team divisions. The league replaced the former Carolina League, where the Pelicans played from 1999-2019. Seven teams from the Carolina League were placed in the Low-A East, including Myrtle Beach, Carolina, Lynchburg, Down East, Fayetteville, Salem, and Fredericksburg. Teams that were added included Delmarva, Augusta, Charleston, Kannapolis and Columbia. The league will continue competing under the Carolina League name starting with the 2022 season.



The Charleston RiverDogs tied the most wins in Minor League Baseball with 82 in the regular season on the way to the franchise's first baseball championship—the Low-A East title in 2021. Charleston defeated Down East 9-2 in the decisive game five to win the league's inaugural championship. (Brian Principe/Charleston RiverDogs)

2021 SEASON INDIVIDUAL STATISTICS

2021 INDIVIDUAL PELICANS BATTING TOTALS

PLAYER	G	AB	R	H	2B	3B	HR	RBI	SB	CS	BB	SO	BA	OBP	SLG
Pablo Aliendo	64	213	42	53	10	0	5	27	2	1	22	72	.249	.357	.366
Edmond Americaan	23	90	18	22	4	2	3	12	3	1	7	31	.244	.306	.433
Flemin Bautista	36	124	11	24	7	0	2	17	0	0	16	38	.194	.292	.298
Grayson Byrd	3	10	1	3	2	0	0	0	0	0	1	1	.300	.364	.500
Owen Caissie	22	73	15	17	4	0	1	9	0	0	16	28	.233	.367	.329
Miguel Fabrizio	2	6	0	0	0	0	0	0	0	0	0	3	.000	.000	.000
Christian Franklin	20	65	13	13	3	0	1	5	1	4	17	23	.200	.402	.292
Reivaj Garcia	9	33	3	7	1	0	0	3	1	0	4	14	.212	.297	.242
Ethan Hearn	62	193	20	34	8	1	6	33	0	0	22	100	.176	.271	.321
Darius Hill	7	32	2	12	3	0	0	5	1	0	0	7	.375	.375	.469
Ed Howard	80	302	33	68	9	3	4	31	7	2	18	98	.225	.277	.315
Josue Huma	32	96	12	19	3	1	1	11	3	1	14	19	.198	.310	.281
Kevin Made	58	235	19	64	13	3	1	20	2	0	6	57	.272	.296	.366
Peter Matt	16	54	3	10	2	0	0	4	2	0	8	16	.185	.290	.222
Matt Mervis	69	245	38	50	11	1	9	42	6	0	36	66	.204	.309	.367
Jordan Nwogu	94	323	48	80	12	2	10	40	16	4	42	105	.248	.344	.390
Casey Opitz	16	49	9	12	1	0	0	3	0	0	10	11	.245	.373	.265
Ezequiel Pagan	39	143	19	35	6	2	1	9	2	1	10	26	.245	.315	.336
Raymond Pena	14	32	0	3	1	0	0	1	0	0	0	19	.094	.094	.125
Fabian Pertuz	67	224	29	50	7	0	4	21	3	2	16	70	.223	.287	.308
Yohendrick Pinango	84	324	50	88	16	2	4	27	8	2	24	57	.272	.322	.370
Ryan Reynolds	29	91	19	25	7	4	3	15	1	0	11	26	.275	.383	.538
Yeison Santana	20	75	8	11	2	0	0	1	3	3	9	28	.147	.238	.173
Bryan Serra	1	1	1	1	0	0	0	0	0	0	0	0	1.000	1.000	1.000
Jonathan Sierra	77	273	34	68	13	1	3	43	1	1	34	61	.249	.340	.337
Felix Stevens	5	15	1	2	1	0	0	1	0	0	0	5	.133	.188	.200
Luis Verdugo	62	214	22	40	12	1	3	25	2	1	11	65	.187	.229	.294
Matt Warkentin	22	72	12	15	2	1	4	16	0	0	6	21	.208	.305	.431
Jacob Wetzel	86	288	49	66	5	3	8	45	7	3	40	87	.229	.339	.351
TEAM TOTALS	120	3895	531	892	165	27	73	466	71	26	400	1154	.229	.312	.341



Following his selection in the 3rd round of the 2020 MLB Draft by the Chicago Cubs, University of Michigan product Jordan Nwogu led the 2021 Pelicans in home runs (10), total bases (126), games played (94), walks (42), and stolen bases (16). Nwogu hit .288 with eight home runs in the final three months of the season. (Larry Kave/Myrtle Beach Pelicans)

2021 SEASON INDIVIDUAL STATISTICS

2021 INDIVIDUAL PELICANS PITCHING TOTALS

PLAYER	W	L	ERA	G	GS	SV	IP	H	R	ER	HR	BB	SO	WP	WHIP	GDP	BAA
Jose Albertos	2	1	3.38	6	0	0	13.1	9	5	5	1	5	13	0	1.05	1	.200
Jose Almonte	3	2	6.61	17	0	0	31.1	28	25	23	1	40	39	10	2.17	0	.235
Danis Correa	3	0	1.73	18	0	1	26.0	12	5	5	0	12	44	4	0.92	0	.133
Luis Devers	0	0	6.00	2	0	0	3.0	6	3	2	0	3	5	0	3.00	0	.429
Manuel Espinoza	4	9	5.11	22	22	0	98.2	113	66	56	18	26	92	5	1.41	5	.282
Jeremiah Estrada	1	1	1.57	11	2	0	23.0	18	8	4	2	6	38	3	1.04	1	.214
Richard Gallardo	3	9	4.53	21	21	0	91.1	92	55	46	8	32	75	3	1.36	4	.257
Jose Miguel Gonzalez	4	8	5.84	23	12	0	74.0	79	51	48	13	43	61	17	1.65	6	.274
Adam Heidenfelder	0	0	33.75	2	0	0	1.1	4	5	5	0	2	1	0	4.50	0	.571
DJ Herz	3	4	3.43	17	17	0	65.2	32	25	25	6	38	105	10	1.07	2	.152
Porter Hodge	1	1	3.74	7	3	0	21.2	19	10	9	0	8	29	0	1.25	1	.232
Gabriel Jaramillo	4	2	2.33	21	0	4	38.2	21	10	10	1	18	49	5	1.01	2	.162
Alex Katz	0	0	0.00	1	0	0	2.1	0	0	0	0	0	1	0	0.00	0	.000
Scott Kobos	2	0	0.00	8	0	2	11.0	6	0	0	0	4	19	1	0.91	0	.154
Austin Krzeminski	0	0	0.00	1	0	0	2.2	1	0	0	0	2	4	0	1.13	0	.143
Adam Laskey	0	2	8.44	15	9	0	37.1	46	36	35	5	33	40	10	2.12	4	.309
Riley Martin	0	0	5.52	8	0	0	14.2	12	11	9	3	10	21	1	1.50	1	.222
Jose Moreno	0	0	21.60	2	0	0	1.2	3	4	4	0	5	1	0	4.80	0	.429
Joe Nahas	2	1	2.70	9	1	0	23.1	18	16	7	1	10	34	0	1.20	1	.202
Dean Nevarez	0	0	13.50	1	0	0	0.2	3	1	1	0	0	0	0	4.50	0	.600
Eduarniel Nunez	0	1	2.61	7	0	0	10.1	7	3	3	1	5	13	0	1.16	1	.194
Carlos Ocampo	4	0	5.85	29	0	3	47.2	46	33	31	6	15	67	8	1.28	0	.250
Daniel Palencia	1	0	3.67	7	7	0	27.0	17	11	11	2	18	38	5	1.30	0	.179
Raymond Pena	0	0	0.00	2	0	0	1.0	1	0	0	0	1	0	0	2.00	0	.333
Walker Powell	0	0	4.50	5	0	0	6.0	8	3	3	0	0	3	1	1.33	0	.320
Sheldon Reed	1	0	2.00	6	0	0	9.0	13	2	2	1	6	14	2	2.11	0	.342
Bailey Reid	4	5	3.69	34	0	7	46.1	40	26	19	4	27	69	5	1.45	1	.229
Jake Reindl	2	1	5.97	24	0	1	34.2	39	27	23	4	21	45	9	1.73	1	.281
Dawel Rodriguez	0	2	8.47	8	0	1	17.0	16	22	16	1	12	15	3	1.65	0	.239
Luis Angel Rodriguez	3	0	1.74	3	0	0	10.1	5	2	2	1	5	18	1	0.97	0	.143
Frankie Scalzo Jr.	0	0	1.13	5	0	0	8.0	6	2	1	1	1	7	0	0.88	0	.207
Tyler Schlaffer	2	5	4.65	9	9	0	40.2	47	23	21	6	17	40	4	1.57	1	.296
Alberto Sojo	2	0	4.34	8	0	1	18.2	20	10	9	2	3	17	0	1.23	2	.278
Dalton Stambaugh	1	0	0.00	2	0	0	6.1	2	2	0	0	3	6	0	0.79	2	.095
Tyler Suellentrop	1	0	0.96	10	0	2	18.2	8	7	2	1	13	29	3	1.13	0	.123
Sam Thoresen	0	2	3.13	7	7	0	23.0	14	9	8	0	17	36	8	1.35	1	.173
Didier Vargas	4	2	5.55	18	10	0	60.0	71	39	37	6	22	58	4	1.55	2	.290
Matt Warkentin	0	0	0.00	1	0	0	0.2	0	0	0	0	0	1	0	0.00	0	.000
Blake Whitney	0	0	1.38	7	0	0	13.0	6	2	2	2	3	18	1	0.69	0	.130
Jarod Wright	2	3	3.59	26	0	3	52.2	37	23	21	7	19	50	4	1.06	1	.194
Team Total	59	61	4.39	120	120	25	1032.2	925	582	504	104	505	1215	127	1.38	40	.237



DJ Herz led the Pelicans pitching staff in strikeouts (105) in his 65.2 innings en route to being named the 2021 Cubs Minor League Pitcher of the year. (Larry Kave/Myrtle Beach Pelicans)

2021 HOME STATISTICS

2021 PELICANS BATTING TOTALS AT HOME

PLAYER	G	AB	R	H	2B	3B	HR	RBI	BB	SO	SB	CS	BA	OBP	SLG
Pablo Aliendo	29	97	18	28	7	0	3	15	11	30	1	0	.289	.377	.454
Edmond Americaan	6	23	5	5	1	0	2	4	1	8	0	0	.217	.522	.772
Flemin Bautista	14	53	4	10	4	0	0	5	4	20	0	0	.189	.241	.264
Grayson Byrd	0	0	0	0	0	0	0	0	0	0	0	0	.000	.000	.000
Owen Caissie	17	55	11	13	3	0	1	5	14	20	0	0	.236	.386	.345
Miguel Fabrizio	1	3	0	0	0	0	0	0	0	1	0	0	.000	.000	.000
Christian Franklin	15	52	9	9	0	0	1	4	12	19	1	3	.173	.368	.231
Reivaj Garcia	0	0	0	0	0	0	0	0	0	0	0	0	.000	.000	.000
Ethan Hearn	30	90	13	22	5	0	4	18	11	46	0	0	.244	.333	.433
Darius Hill	1	4	0	3	1	0	0	0	0	0	0	0	.750	.750	1.000
Ed Howard	45	166	23	45	6	2	3	18	12	44	6	0	.271	.331	.386
Josue Huma	19	61	7	14	2	1	0	8	8	12	3	1	.230	.329	.295
Kevin Made	31	125	12	31	6	1	0	10	3	37	1	0	.248	.277	.312
Peter Matt	11	37	2	8	2	0	0	4	6	12	2	0	.216	.326	.270
Matt Mervis	32	101	16	18	5	1	2	15	24	27	1	0	.178	.341	.307
Jordan Nwogu	50	173	24	43	5	2	5	25	17	52	7	3	.249	.321	.387
Casey Opitz	11	34	5	9	1	0	0	2	8	10	0	0	.265	.405	.294
Ezequiel Pagan	20	67	4	15	3	0	0	1	3	11	1	1	.224	.293	.269
Raymond Pena	8	20	0	1	1	0	0	1	0	12	0	0	.050	.050	.100
Fabian Pertuz	40	131	18	29	4	0	1	7	9	42	2	1	.221	.287	.275
Yohendrick Pinango	35	131	20	32	5	0	1	8	9	18	2	1	.244	.291	.305
Ryan Reynolds	13	38	10	10	4	1	1	6	4	8	0	0	.263	.404	.500
Yeison Santana	5	15	3	4	0	0	0	1	4	5	0	1	.267	.421	.267
Bryan Serra	0	0	0	0	0	0	0	0	0	0	0	0	.000	.000	.000
Jonathan Sierra	39	132	11	31	6	0	1	23	16	28	1	0	.235	.331	.303
Felix Stevens	0	0	0	0	0	0	0	0	0	0	0	0	.000	.000	.000
Luis Verdugo	29	96	6	14	5	0	1	9	6	27	2	0	.146	.196	.229
Matt Warkentin	12	41	8	10	0	1	2	9	3	13	0	0	.244	.326	.439
Jacob Wetzel	47	157	24	34	2	1	4	21	21	46	5	2	.217	.332	.318
TEAM TOTALS	60	1902	253	438	78	10	32	219	206	548	35	13	.230	.318	.332



In his first year of full season baseball, catcher Pablo Aliendo hit .289 and crushed three home runs at Pelicans Ballpark in 2021. Aliendo was promoted to High-A South Bend in August. (Larry Kave/Myrtle Beach Pelicans)



2021 HOME STATISTICS

2021 PELICANS PITCHING TOTALS AT HOME

PLAYER	W	L	ERA	G	GS	SV	IP	H	R	ER	HR	BB	SO	WP	AVG
Jose Albertos	0	0	6.23	2	0	0	4.1	3	3	3	1	2	4	0	.200
Jose Almonte	3	2	5.57	7	0	0	21.0	16	14	13	1	21	26	3	.208
Danis Correa	1	0	2.45	8	0	0	11.0	5	2	2	0	5	16	3	.175
Luis Devers	0	0	6.00	2	0	0	3.0	6	3	2	0	3	5	0	.429
Manuel Espinoza	4	5	4.33	11	11	0	52.0	56	33	25	7	15	48	4	.267
Jeremiah Estrada	0	0	2.08	6	1	0	13.0	11	3	3	2	3	17	1	.234
Richard Gallardo	1	7	5.19	11	11	0	50.1	59	35	29	7	21	43	1	.288
Jose Miguel Gonzalez	1	4	4.58	10	6	0	37.1	35	21	19	5	19	25	5	.252
Adam Heidenfelder	0	0	33.75	2	0	0	1.1	4	5	5	0	2	1	0	.571
DJ Herz	1	2	2.25	8	8	0	32.0	17	8	8	2	21	48	6	.167
Porter Hodge	0	1	1.88	4	2	0	14.1	10	4	3	0	5	18	0	.192
Gabriel Jaramillo	2	0	0.89	11	0	2	20.1	9	2	2	0	8	20	2	.136
Scott Kobos	0	0	0.00	2	0	1	3.0	4	0	0	0	1	5	0	.308
Austin Krzemiński	0	0	0.00	0	0	0	0.0	0	0	0	0	0	0	0	.000
Adam Laskey	0	0	3.52	5	3	0	15.1	16	7	6	0	8	17	0	.286
Riley Martin	0	0	5.40	4	0	0	8.1	4	7	5	1	9	12	1	.143
Joe Nahas	2	0	2.61	4	1	0	10.1	8	4	3	0	4	14	0	.222
Dean Nevarez	0	0	13.50	1	0	0	0.2	3	1	1	0	0	0	0	.600
Edurniel Nunez	0	0	0.00	1	0	0	2.0	1	0	0	0	0	2	0	.167
Carlos Ocampo	3	0	4.56	13	0	0	23.2	16	12	12	4	8	38	2	.195
Daniel Palencia	1	0	4.20	4	4	0	15.0	10	7	7	2	10	20	4	.185
Raymond Pena	0	0	0.00	1	0	0	0.1	1	0	0	0	0	0	0	.500
Walker Powell	0	0	4.76	4	0	0	5.2	8	3	3	0	0	3	0	.333
Sheldon Reed	1	0	2.45	5	0	0	7.1	12	2	2	1	4	13	1	.364
Bailey Reid	2	3	2.31	15	0	3	21.2	16	11	7	1	17	30	2	.208
Jake Reindl	1	1	3.31	12	0	0	16.1	13	7	6	1	9	23	3	.228
Dawel Rodriguez	0	2	10.38	6	0	1	13.0	10	16	15	1	9	10	1	.213
Luis Angel Rodriguez	2	0	1.50	2	0	0	6.0	2	1	1	1	4	12	0	.100
Frankie Scalzo Jr.	0	0	1.59	4	0	0	5.2	3	2	1	1	-	7	0	.150
Tyler Schlaffer	1	3	3.63	5	5	0	22.1	25	9	9	1	7	23	1	.291
Alberto Sojo	0	0	5.91	4	0	0	10.2	13	8	7	2	2	10	0	.295
Dalton Stambaugh	0	0	0.00	1	0	0	2.2	2	2	0	0	2	3	0	.182
Tyler Suellentrop	0	0	0.00	3	0	0	6.2	2	5	0	0	6	12	3	.087
Sam Thoresen	0	0	0.00	2	2	0	7.1	2	0	0	0	4	12	2	.083
Didier Vargas	2	1	6.55	8	6	0	33.0	42	24	24	1	8	34	2	.307
Matt Warkentin	0	0	0.00	1	0	0	0.2	0	0	0	0	0	1	0	.000
Blake Whitney	0	0	0.00	3	0	0	5.2	2	0	0	0	0	7	1	.100
Jarod Wright	1	0	2.60	13	0	1	27.2	23	8	8	2	6	27	1	.223
Team Total	29	31	3.93	60	60	8	531.0	471	270	232	44	243	606	49	.237



Originally from California, reliever Bailey Reid collected three saves and held a 2.31 ERA at Pelicans Ballpark before being promoted to High-A South Bend in September. (Larry Kave/Myrtle Beach Pelicans)



2021 ROAD STATISTICS

2021 PELICANS BATTING TOTALS ON THE ROAD

PLAYER	G	AB	R	H	2B	3B	HR	RBI	BB	SO	SB	CS	BA	OBP	SLG
Pablo Aliendo	35	116	24	25	3	0	2	12	11	42	1	1	.216	.341	.293
Edmond Americaan	17	67	13	17	3	2	1	8	6	23	3	1	.254	.324	.403
Flemin Bautista	22	71	7	14	3	0	2	12	12	18	0	0	.197	.326	.324
Owen Caissie	5	18	4	4	1	0	0	4	2	8	0	0	.222	.300	.278
Miguel Fabrizio	1	3	0	0	0	0	0	0	0	2	0	0	.000	.000	.000
Christian Franklin	5	13	4	4	3	0	0	1	5	4	0	1	.308	.526	.538
Ethan Hearn	32	103	7	12	3	1	2	15	11	54	0	0	.117	.217	.223
Darius Hill	6	28	2	9	2	0	0	5	0	7	1	0	.321	.321	.393
Ed Howard	35	136	10	23	3	1	1	13	6	54	1	2	.169	.208	.228
Josue Huma	13	35	5	5	1	0	1	3	6	7	0	0	.143	.279	.257
Kevin Made	27	110	7	33	7	2	1	10	3	20	1	0	.300	.319	.427
Peter Matt	5	17	1	2	0	0	0	0	2	4	0	0	.118	.211	.118
Matt Mervis	37	144	22	32	6	0	7	27	12	39	5	0	.222	.283	.410
Jordan Nwogu	44	150	24	37	7	0	5	15	25	53	9	1	.247	.369	.393
Casey Opitz	5	15	4	3	0	0	0	1	2	1	0	0	.200	.294	.200
Ezequiel Pagan	19	76	15	20	3	2	1	8	7	15	1	0	.263	.333	.395
Raymond Pena	5	12	0	2	0	0	0	0	0	7	0	0	.167	.167	.167
Fabian Pertuz	27	93	11	21	3	0	3	14	7	28	1	1	.226	.287	.355
Yohendrick Pinango	49	193	30	56	11	2	3	19	15	39	6	1	.290	.343	.415
Ryan Reynolds	16	53	9	15	3	3	2	9	7	18	1	0	.283	.367	.566
Yeison Santana	15	60	5	7	2	0	0	0	5	23	3	2	.117	.185	.150
Jonathan Sierra	38	141	23	37	7	1	2	20	18	33	0	1	.262	.348	.369
Luis Verdugo	33	118	16	26	7	1	2	16	5	38	0	1	.220	.256	.347
Matt Warkentin	9	31	4	5	2	0	2	7	3	8	0	0	.161	.278	.419
Jacob Wetzel	39	131	25	32	3	2	4	24	19	41	2	1	.244	.349	.389
Team Total	60	1902	253	438	78	10	32	219	206	548	35	13	.230	.318	.332

Of his nine home runs hit in his season with the Pelicans, Matt Mervis smashed seven of them in road ballparks with 27 RBI. Mervis was signed as an undrafted free agent in 2020 out of Duke University. (Larry Kave/Myrtle Beach Pelicans)



2021 ROAD STATISTICS

2021 PELICANS PITCHING TOTALS ON THE ROAD

PLAYER	W	L	ERA	G	GS	SV	IP	H	R	ER	HR	BB	SO	WP	AVG
Jose Albertos	2	1	2.00	4	0	0	9.0	6	2	2	0	3	9	0	.200
Jose Almonte	0	0	8.71	7	0	0	10.1	12	11	10	0	19	13	7	.286
Danis Correa	2	0	1.20	10	0	1	15.0	5	2	2	0	7	28	1	.100
Luis Devers	0	0	0.00	0	0	0	0.0	0	0	0	0	0	0	0	.000
Manuel Espinoza	0	4	5.98	11	11	0	46.2	57	33	31	11	11	44	1	.298
Jeremiah Estrada	1	1	0.90	5	1	0	10.0	7	5	1	0	3	21	2	.189
Richard Gallardo	2	2	3.73	10	10	0	41.0	33	20	17	1	11	32	2	.216
Jose Miguel Gonzalez	3	4	7.12	13	6	0	36.2	44	30	29	8	24	36	12	.295
Adam Heidenfelder	0	0	0.00	0	0	0	0.0	0	0	0	0	0	0	0	.000
DJ Herz	2	2	4.54	9	9	0	33.2	15	17	17	4	17	57	4	.138
Porter Hodge	1	0	7.36	3	1	0	7.1	9	6	6	2	3	11	0	.300
Gabriel Jaramillo	2	2	3.93	10	0	2	18.1	12	8	8	1	10	29	3	.188
Scott Kobos	2	0	0.00	6	0	1	8.0	2	0	0	0	3	14	1	.077
Austin Krzeminski	0	0	0.00	1	0	0	2.2	1	0	0	0	2	4	0	.143
Adam Laskey	0	2	11.86	10	6	0	22.0	30	29	29	5	25	23	10	.323
Riley Martin	0	0	5.68	4	0	0	6.1	8	4	4	2	1	5	0	.308
Joe Nahas	0	1	2.77	5	0	0	13.0	10	12	4	1	6	20	0	.189
Dean Nevarez	0	0	0.00	0	0	0	0.0	0	0	0	0	0	0	0	.000
Eduarniel Nunez	0	1	3.24	6	0	0	8.1	6	3	3	1	5	11	0	.200
Carlos Ocampo	1	0	7.13	16	0	3	24.0	30	21	19	2	7	29	6	.294
Daniel Palencia	0	0	0.00	3	3	0	12.0	7	4	4	0	8	18	1	.171
Raymond Pena	0	0	0.00	1	0	0	0.2	0	0	0	0	1	0	0	.000
Walker Powell	0	0	0.00	1	0	0	0.1	0	0	0	0	0	0	1	.000
Sheldon Reed	0	0	0.00	1	0	0	1.2	1	0	0	0	2	1	1	.200
Bailey Reid	2	2	4.38	19	0	4	24.2	24	15	12	3	10	39	3	.245
Jake Reindl	1	0	8.35	12	0	1	18.1	26	20	17	3	12	22	6	.317
Dawel Rodriguez	0	0	2.25	2	0	0	4.0	6	6	1	0	3	5	2	.300
Luis Angel Rodriguez	1	0	2.08	1	0	0	4.1	3	1	1	0	1	6	1	.200
Frankie Scalzo Jr.	0	0	0.00	1	0	0	2.1	3	0	0	0	1	0	0	.333
Tyler Schlaffer	1	2	5.89	4	4	0	18.1	22	14	12	5	10	17	3	.301
Alberto Sojo	2	0	2.25	4	0	0	10.2	7	2	2	0	1	7	0	.250
Dalton Stambaugh	1	0	0.00	1	0	0	3.2	0	0	0	0	1	3	0	.000
Tyler Suellentrop	1	0	1.50	7	0	2	12.0	6	2	2	1	7	17	0	.143
Sam Thoresen	0	2	4.60	5	5	0	15.2	12	9	8	0	13	24	6	.211
Didier Vargas	2	1	4.33	10	4	0	27.0	29	15	13	5	14	24	2	.269
Matt Warkentin	0	0	0.00	0	0	0	0.0	0	0	0	0	0	0	0	.000
Blake Whitney	0	0	2.45	4	0	0	7.1	4	2	2	2	3	11	0	.154
Jarod Wright	1	3	4.68	13	0	2	25.0	14	15	13	5	13	23	3	.159
TEAM TOTALS	30	30	4.88	60	60	17	501.2	454	312	272	60	262	609	78	.237



Before his promotion to High-A South Bend in August, Danis Correa pitched 10 games on the road for the Pelicans in 2021 with a 1.20 ERA and 28 strikeouts to just seven walks. Correa was a international free agent signing in 2016. (Larry Kave/Myrtle Beach Pelicans)

2021 VS. RHP/LHP STATISTICS

2021 PELICANS VS. RHP

PLAYER	AB	G	H	2B	3B	HR	RBI	BB	SO	HBP	GIDP	BA	OBP	SLG
Pablo Aliendo	144	39	33	5	0	3	12	7	48	13	2	.229	.323	.326
Edmond Americaan	68	23	18	4	2	3	8	6	23	1	2	.265	.333	.515
Flemin Bautista	90	34	19	5	0	2	16	13	23	2	2	.211	.318	.333
Grayson Byrd	6	3	3	2	0	0	0	0	0	0	0	.500	.500	.833
Owen Caissie	50	22	12	2	0	0	5	13	17	0	2	.240	.391	.280
Miguel Fabrizio	6	2	0	0	0	0	0	0	3	0	0	.000	.000	.000
Christian Franklin	52	20	9	0	0	1	4	15	20	4	0	.173	.394	.231
Reivaj Garcia	21	9	4	0	0	0	1	3	11	0	0	.190	.292	.190
Ethan Hearn	139	58	26	8	0	3	23	15	69	2	0	.187	.270	.309
Darius Hill	22	7	10	3	0	0	4	0	3	0	0	.455	.455	.591
Ed Howard	221	73	55	8	2	4	28	9	71	4	3	.249	.289	.357
Josue Huma	70	29	13	3	1	1	8	11	17	1	2	.186	.301	.300
Kevin Made	159	51	46	11	3	0	16	4	30	2	5	.289	.315	.396
Peter Matt	38	16	6	1	0	0	3	7	12	0	0	.158	.289	.184
Matt Mervis	172	64	34	8	1	8	33	25	49	2	0	.198	.300	.395
Jordan Nwogu	223	82	61	7	1	8	31	27	68	5	4	.274	.363	.422
Casey Opitz	40	15	11	1	0	0	3	9	8	0	1	.275	.408	.300
Ezequiel Pagan	102	35	27	4	2	1	8	7	19	5	4	.265	.336	.373
Raymond Pena	20	8	2	1	0	0	1	0	12	0	2	.100	.100	.150
Fabian Pertuz	149	59	30	6	0	1	12	13	49	4	4	.201	.283	.262
Yohendrick Pinango	228	76	61	13	1	3	20	15	35	0	5	.268	.310	.373
Ryan Reynolds	64	24	21	6	4	2	12	7	16	4	0	.328	.427	.641
Yeison Santana	51	20	8	1	0	0	1	8	18	0	1	.157	.271	.176
Bryan Serra	1	1	1	0	0	0	0	0	0	0	0	1.000	1.000	1.000
Jonathan Sierra	192	73	45	11	1	0	25	26	43	3	8	.234	.333	.302
Felix Stevens	9	5	0	0	0	0	0	0	4	1	2	.000	.100	.000
Luis Verdugo	160	58	32	8	1	2	20	7	55	1	3	.200	.237	.300
Matt Warkentin	38	17	10	2	1	3	12	2	8	2	1	.263	.333	.605
Jacob Wetzel	204	78	47	5	2	4	30	30	58	4	0	.230	.340	.333
Team Total	2739	115	644	125	22	49	336	279	789	60	53	.235	.317	.350

2021 PELICANS VS. LHP

PLAYER	AB	G	H	2B	3B	HR	RBI	BB	SO	HBP	GIDP	BA	OBP	SLG
Pablo Aliendo	69	39	20	5	0	2	15	15	24	2	0	.290	.420	.449
Edmond Americaan	22	12	4	0	0	0	8	6	23	1	2	.265	.333	.515
Flemin Bautista	34	21	5	2	0	0	1	3	15	0	1	.147	.216	.206
Grayson Byrd	4	3	0	0	0	0	0	1	1	0	0	.000	.200	.000
Owen Caissie	23	16	5	2	0	1	4	3	11	0	1	.217	.308	.435
Miguel Fabrizio	0	0	0	0	0	0	0	0	0	0	0	.000	.000	.000
Christian Franklin	13	8	4	3	0	0	1	2	3	1	1	.308	.438	.538
Reivaj Garcia	12	8	3	1	0	0	2	1	3	0	1	.250	.308	.333
Ethan Hearn	54	34	8	0	1	3	10	6	31	3	0	.148	.262	.352
Darius Hill	10	6	2	0	0	0	1	0	4	0	0	.200	.200	.200
Ed Howard	81	44	13	1	1	0	3	9	27	0	1	.160	.244	.198
Josue Huma	26	15	6	0	0	0	3	3	2	1	0	.231	.333	.231
Kevin Made	76	34	18	2	0	1	4	2	27	0	2	.237	.256	.303
Peter Matt	16	11	4	1	0	0	1	1	4	0	0	.250	.294	.313
Matt Mervis	73	43	16	3	0	1	9	11	17	1	0	.219	.329	.301
Jordan Nwogu	100	56	19	5	1	2	9	15	37	1	4	.190	.302	.320
Casey Opitz	9	7	1	0	0	0	0	1	3	0	0	.111	.200	.111
Ezequiel Pagan	41	20	8	2	0	0	1	3	7	1	1	.195	.261	.244
Raymond Pena	12	5	1	0	0	0	0	0	7	0	0	.083	.083	.083
Fabian Pertuz	75	37	20	1	0	3	9	3	21	0	1	.267	.295	.400
Yohendrick Pinango	96	54	27	3	1	1	7	9	22	1	1	.281	.349	.365
Ryan Reynolds	27	20	4	1	0	1	3	4	10	1	1	.148	.281	.296
Yeison Santana	24	12	3	1	0	0	1	1	10	0	0	.125	.160	.167
Bryan Serra	0	0	0	0	0	0	0	0	0	0	0	.000	.000	.000
Jonathan Sierra	81	47	23	2	0	3	18	8	18	1	2	.284	.356	.420
Felix Stevens	6	3	2	1	0	0	1	0	1	0	0	.333	.333	.500
Luis Verdugo	54	32	8	4	0	1	5	4	10	0	1	.148	.207	.278
Matt Warkentin	34	18	5	0	0	1	4	4	13	2	0	.147	.275	.235
Jacob Wetzel	84	49	19	0	1	4	15	10	29	4	2	.226	.337	.393
Team Total	1156	81	248	40	5	24	130	120	365	19	20	.215	.298	.320

2021 In Review



2021 VS. RHB/LHB STATISTICS

2021 PELICANS vs. RHB

PLAYER	AVG	AB	H	2B	3B	HR	HB	BB	SO	OBP	SLG
Jose Albertos	.103	29	3	1	0	0	0	4	7	.206	.138
Jose Almonte	.290	62	18	3	0	0	2	23	17	.494	.339
Danis Correa	.160	50	8	5	0	0	3	7	19	.300	.260
Luis Devers	.250	4	1	0	0	0	0	2	2	.500	.250
Manuel Espinoza	.281	235	66	10	0	14	3	14	51	.329	.502
Jeremiah Estrada	.208	53	11	2	0	2	1	3	24	.263	.358
Richard Gallardo	.243	202	49	6	3	4	2	16	43	.303	.361
Jose Miguel Gonzalez	.229	170	39	8	0	5	1	22	40	.320	.365
Adam Heidenfelder	.400	5	2	0	0	0	0	0	1	.333	.400
DJ Herz	.142	162	23	3	2	5	4	29	85	.284	.278
Porter Hodge	.282	39	11	4	1	0	4	2	14	.378	.436
Gabriel Jaramillo	.171	76	13	2	2	1	0	12	29	.284	.289
Alex Katz	.000	6	0	0	0	0	1	0	0	.143	.000
Scott Kobos	.188	32	6	0	1	0	0	2	14	.235	.250
Austin Krzeminski	.200	5	1	0	1	0	0	0	2	.200	.600
Adam Laskey	.318	110	35	11	1	4	2	26	26	.453	.545
Riley Martin	.270	37	10	2	0	2	0	6	15	.372	.486
Jose Moreno	.000	3	0	0	0	0	2	4	1	.667	.000
Joe Nahas	.215	65	14	2	0	1	3	7	24	.316	.292
Dean Nevarez	.500	2	1	0	0	0	0	0	0	.500	.500
Eduarniel Nunez	.167	24	4	0	0	0	1	4	9	.310	.167
Carlos Ocampo	.282	110	31	2	0	5	7	6	28	.355	.436
Daniel Palencia	.260	50	13	3	0	2	1	9	16	.383	.440
Raymond Pena	.000	1	0	0	0	0	0	1	0	.500	.000
Walker Powell	.300	10	3	0	0	0	0	0	1	.300	.300
Sheldon Reed	.294	17	5	1	0	1	0	2	8	.368	.529
Bailey Reid	.239	109	26	7	0	3	2	9	44	.308	.385
Jake Reindl	.301	83	25	4	2	2	2	14	28	.406	.470
Dawel Rodriguez	.226	31	7	2	0	1	1	6	9	.359	.387
Luis Angel Rodriguez	.050	20	1	0	0	0	0	4	11	.200	.050
Frankie Scalzo Jr.	.250	16	4	0	0	1	0	0	3	.250	.438
Tyler Schlaffer	.284	81	23	3	1	4	2	3	23	.326	.494
Alberto Sojo	.302	43	13	5	1	1	2	1	12	.340	.535
Dalton Stambaugh	.143	14	2	0	0	0	0	1	4	.200	.143
Tyler Suellentrop	.119	42	5	0	1	1	1	10	19	.302	.238
Sam Thoresen	.130	54	7	2	0	0	1	13	23	.304	.167
Didier Vargas	.288	177	51	12	0	3	1	14	38	.344	.407
Matt Warkentin	.000	1	0	0	0	0	0	0	0	.000	.000
Blake Whitney	.148	27	4	0	2	1	0	2	12	.207	.407
Jarod Wright	.171	111	19	5	0	5	0	11	29	.242	.351
Team Total	.234	2368	554	105	18	68	49	289	731	.328	.380



2021 VS. RHB/LHB STATISTICS

2021 PELICANS vs. LHB

PLAYER	AVG	AB	H	2B	3B	HR	HB	BB	SO	OBP	SLG
Jose Albertos	.375	16	6	0	1	1	1	1	6	.444	.688
Jose Almonte	.175	57	10	1	0	1	3	17	22	.375	.246
Danis Correa	.100	40	4	2	1	0	0	5	25	.196	.200
Luis Devers	.500	10	5	0	0	0	0	1	3	.545	.500
Manuel Espinoza	.283	166	47	15	2	4	1	12	41	.328	.470
Jeremiah Estrada	.226	31	7	2	0	0	0	3	14	.286	.290
Richard Gallardo	.276	156	43	11	4	4	2	16	32	.345	.474
Jose Miguel Gonzalez	.339	118	40	12	0	8	2	21	21	.444	.644
Adam Heidenfelder	1.000	2	2	0	0	0	0	2	0	1.000	1.000
DJ Herz	.184	49	9	2	0	1	3	9	20	.339	.286
Porter Hodge	.186	43	8	1	1	0	0	6	15	.286	.256
Gabriel Jaramillo	.148	54	8	1	2	0	2	6	20	.258	.241
Alex Katz	.000	3	0	0	0	0	0	0	1	.000	.000
Scott Kobos	.000	7	0	0	0	0	0	2	5	.222	.000
Austin Krzeminiski	.000	2	0	0	0	0	0	2	2	.500	.000
Adam Laskey	.282	39	11	3	0	1	0	7	14	.391	.436
Riley Martin	.118	17	2	1	0	1	0	4	6	.286	.353
Jose Moreno	.750	4	3	1	0	0	0	1	0	.800	1.000
Joe Nahas	.167	24	4	1	0	0	1	3	10	.286	.208
Dean Nevarez	.667	3	2	0	0	0	0	0	0	.667	.667
Eduarniel Nunez	.250	12	3	0	0	1	0	1	4	.308	.500
Carlos Ocampo	.203	74	15	5	0	1	1	9	39	.291	.311
Daniel Palencia	.089	45	4	1	0	0	0	9	22	.236	.111
Raymond Pena	.500	2	1	0	0	0	0	0	0	.333	.500
Walker Powell	.333	15	5	0	0	0	0	0	2	.333	.333
Sheldon Reed	.381	21	8	3	0	0	0	4	6	.462	.524
Bailey Reid	.212	66	14	1	0	1	2	18	25	.395	.273
Jake Reindl	.250	56	14	3	0	2	1	7	17	.338	.411
Dawel Rodriguez	.250	36	9	2	0	0	0	6	6	.349	.306
Luis Angel Rodriguez	.267	15	4	0	0	1	0	1	7	.313	.467
Frankie Scalzo Jr.	.154	13	2	1	0	0	0	1	4	.214	.231
Tyler Schlaffer	.308	78	24	5	0	2	0	14	17	.409	.449
Alberto Sojo	.241	29	7	0	0	1	0	2	5	.281	.345
Dalton Stambaugh	.000	7	0	0	0	0	0	2	2	.222	.000
Tyler Suellentrop	.130	23	3	0	0	0	0	3	10	.231	.130
Sam Thoresen	.259	27	7	2	0	0	0	4	13	.355	.333
Didier Vargas	.294	68	20	2	0	3	2	8	20	.385	.456
Matt Warkentin	.000	1	0	0	0	0	0	0	1	.000	.000
Blake Whitney	.105	19	2	0	0	1	0	1	6	.150	.263
Jarod Wright	.225	80	18	2	1	2	1	8	21	.300	.350
Team Total	.243	1528	371	80	12	36	22	216	484	.340	.382



2021 FULL ROSTER

PLAYER	No.	B	T	HT	WT	BORN	BIRTHPLACE
Pitchers							
Albertos, Jose	9	R	R	6'1	185	11/7/1998	Reynoso, Mexico
Almonte, Jose	35	R	R	6'2	185	9/8/1995	Santo Domingo, Dominican Republic
Correa, Danis	40	R	R	5'11"	150	8/26/1999	Cartagena, Columbia
Devers, Luis	24	R	R	6'3	178	4/24/2000	Samana, Dominican Republic
Espinoza, Manuel	30	R	R	5'11	150	11/17/2000	Culiacan Rosales, Sinaloa, Mexico
Estrada, Jeremiah	3	S	R	6'1	185	11/1/1998	Indio, CA
Gallardo, Richard	33	R	R	6'1	180	9/6/2001	Maracay, Venezuela
Gonzalez, Jose Miguel	53	R	R	6'2"	173	12/5/1997	San Cristobal, Dominican Republic
Heidenfelder, Adam	36	R	R	6'5	265	12/11/1995	Wantagh, NY
Herz, DJ	7	R	L	6'2	175	1/4/2001	Fayetteville, NC
Hodge, Porter	37	R	R	6'4	230	2/21/2001	Salt Lake City, UT
Jaramillo, Gabriel	1	R	R	6'1"	176	11/3/1998	Maracay, Venezuela
Katz, Alex	57	L	L	5'11	195	10/12/1994	Manhasset, NY
Kobos, Scott	3	L	L	6'2	200	8/3/1997	Charlotte, NC
Krzeminski, Austin	44	R	R	6'2	210	9/30/1996	Atlanta, GA
Laskey, Adam	24	R	L	6'3"	205	3/9/1998	Vorhees, NJ
Matin, Riley	27	L	L	6'1"	215	3/19/1998	Salem, IL
Moreno, Jose	38	R	R	6'4	165	7/31/1996	Santo Domingo, Dominican Republic
Nahas, Joe	7	R	R	6'1	185	11/14/1999	Pottsville, PA
Nunez, Eduarniel	51	R	R	6'2	170	6/7/1999	Samana, Dominican Republic
Ocampo, Carlos	17	R	R	6'2	181	9/3/1998	Cartagena, Columbia
Palencia, Daniel	54	R	R	5'11	160	2/5/2000	San Carlos, Venezuela
Powell, Walker	36	R	R	6'8	210	6/11/1996	Fayetteville, AR
Reed, Sheldon	49	L	R	6'2	205	7/30/1997	Bradley, SC
Reid, Bailey	22	R	R	6'2"	195	7/3/1998	Palo Alto, CA
Reindl, Jake	27	R	R	6'1	190	1/15/1997	Fayetteville, AR
Rodriguez, Dawel	19	R	R	6'3	200	12/15/1998	Nizao, Dominican Republic
Rodriguez, Luis Angel	20	L	L	6'1"	190	9/10/1999	Tierra Blanca, Veracruz, Mexico
Scalzo Jr., Frankie	15	R	R	6'3	185	11/25/1999	San Diego, CA
Schlaffer, Tyler	34	R	R	6'1	180	5/24/2001	Homewood, IL
Sojo, Alberto	52	R	R	5'11	160	9/23/2000	Capaya, Venezuela
Stambaugh, Dalton	36	R	L	6'0	195	2/11/1997	Columbus, OH
Suellentrop, Tyler	29	R	R	6'3	217	1/22/1997	Plantation, FL
Thoresen, Sam	52	R	R	6'3	210	9/21/1998	St. Louis Park, MN
Vargas, Didier	41	R	L	6'0	175	3/13/1999	San Miguelito, Panama
Whitney, Blake	34	R	R	6'3	185	5/25/1996	Sharpsburg, GA
Wright, Jarod	51	R	R	6'3	205	12/15/1996	Arlington, TN
Catchers	#	B	T	Ht	Wt	DoB	Birth Place
Aliendo, Pablo	4	R	R	6'0	170	5/29/2001	Naguanagua, Venezuela
Fabrizio, Miguel	39	L	R	5'10"	5'11	9/26/2000	Maiquetia, Venezuela
Hearn, Ethan	6	L	R	5'10	200	8/31/2000	Mobile, AL
Nevarez, Dean	38	R	R	6'0	220	1/4/1997	Tijuana, Baja California, Mexico
Opitz, Casey	38	S	R	5'11	200	7/30/1998	Littleton, CO
Pena, Raymond	44	R	R	5'10	160	4/7/1997	Santo Domingo, Dominican Republic
Infielders	#	B	T	Ht	Wt	DoB	Birth Place
Bautista, Flemin	39	S	R	5'10	170	3/10/2000	Bani, Dominican Republic
Byrd, Grayson	40	L	R	6'3	205	6/16/1996	Queens, NY
Garcia, Reivaj	1	S	R	5'11"	175	8/12/2001	Navajoa, Sonora, Mexico
Howard, Ed	8	R	R	6'2	185	1/28/2002	Evergreen Park, IL
Huma, Josue	40	S	R	6'1	175	3/17/2000	San Francisco de Macoris, Dominican Republic
Made, Kevin	16	R	R	5'10"	160	9/10/2002	Bani, Dominican Republic
Mervis, Matt	57	L	R	6'4	225	4/16/1998	Washington, DC
Pertuz, Fabian	48	R	R	6'0	156	9/1/2000	Barranquilla, Columbia
Reynolds, Ryan	19	S	R	6'2	215	7/17/1997	Sugar Land, TX
Santana, Yeison	9	R	R	5'11	170	12/7/2000	Azua, Dominican Republic



2021 FULL ROSTER (cont.)

PLAYER	No.	B	T	HT	WT	BORN	BIRTHPLACE
Infielders (cont.)							
Serra, Bryan	44	L	R	5'10"	173	9/7/1998	San Pedro de Macoris, Dominican Republic
Verdugo, Luis	5	R	R	6'0"	160	10/12/2000	La Paz, Baja California Sur, Mexico
Warkentin, Matt	45	R	L	6'6"	250	1/28/1997	Windsor, ON, Canada
Outfielders							
	#	B	T	Ht	Wt	DoB	Birth Place
Americaan, Edmond	20	L	L	6'1"	170	3/26/1997	Willemstad, Curacao
Caissie, Owen	21	L	R	6'4"	190	7/8/2002	Burlington, ON, Canada
Franklin, Christian	9	R	R	5'11"	195	11/30/1999	Overland Park, KS
Hill, Darius	1	L	L	6'1"	190	8/17/1997	Dallas, TX
Matt, Peter	41	R	R	6'2"	220	5/22/1998	New York, NY
Nwogu, Jordan	25	R	R	6'3"	220	3/10/1999	Ottawa, ON, Canada
Pagan, Ezequiel	20	L	R	6'1"	163	7/8/2000	Puerto Rico
Pinango, Yohendrick	15	L	L	5'11"	170	5/7/2002	Carora, Venezuela
Sierra, Jonathan	56	L	L	6'3"	190	10/17/1998	Santo Domingo, Dominican Republic
Stevens, Felix	12	R	R	6'4"	225	7/30/1999	Havana, Cuba
Wetzel, Jacob	55	L	L	5'11"	215	3/26/2000	Walkersville, MD



2021 HIGHS AND LOWS

TEAM BATTING

Most runs, game	15 (7/22 vs Charleston)
Fewest runs, game	0 (11x, 9/15 vs Augusta)
Runs, inning	11 (4th, 9/17 vs Augusta)
Hits, game.....	19 (7/22 vs Charleston)
Hits, inning	9 (4th, 9/17 vs Augusta)
Fewest hits, game	1 (5/18 at Lynchburg)
Doubles, game	5 (8/26 vs Columbia)
Triples, game	2 (2x, 8/5 at Columbia)
Home runs, game	4 (7/22 vs Charleston)
Home runs, inning	2 (3x, 4th at Augusta 7/29)
Stolen bases, game	5 (5/8 at Charleston)
Walks, game.....	9 (3x, 7/24 vs Charleston)
Strikeouts, game	18 (3x, 9/2 vs Lynchburg)
Most GDP	3 (4x, 9/7 at Charleston)
Men left on base	13 (8/21 at Fayetteville)

TEAM PITCHING

Most runs allowed, game	15 (9/10 at Charleston)
Fewest runs allowed, game.....	0 (7x, 9/12 at Charleston)
Most hits allowed, game	16 (5/21 at Lynchburg)
Fewest hits allowed, game.....	0 (6/23 at Columbia)
Strikeouts, game	19 (8/21 at Fayetteville)
Walks, game.....	12 (3x, 8/29 vs Columbia)
Walks, inning	5 (2x, 5th at Augusta 7/30)
Runs allowed, inning	6 (2x, 5th vs Columbia 8/29)
Hits allowed, inning.....	6 (6th at Augusta, 7/11)
Home runs allowed, game	4 (2x, 9/10 at Charleston)
Most pitchers used, game.....	6 (3x, 7/7 at Augusta)
Errors, game	5 (6/2 vs Columbia)
Total double plays turned	3 (6/27 at Columbia)

MISCELLANEOUS

Longest winning streak.....	7 (8/3-8/10)
Longest losing streak.....	6 games (6/13-6/19)
Most runs, both teams	27 (5/21 at Lynchburg)
Most hits, both teams	30 (5/21 at Lynchburg)
Most home runs, both teams.....	6 (7/30 at Augusta)
Consecutive games with a home run	5 (3x, 7/27-7/31)
Consecutive games without a home run.....	5 (2x, 9/12-9/17)
Consecutive games without an error.....	3 (3x, 7/16-7/17)
Consecutive games with an error.....	8 (9/2-9/10)
Longest game	5:13 (5/21 at Lynchburg)
Shortest nine-inning game.....	2:17 (7/6 at Augusta)
Largest margin of victory	14 (7/22 vs Charleston)
Largest margin of defeat.....	14 (9/10 at Charleston)
Largest crowd, home	6,599 (3x, 7/4 vs Down East)
Largest crowd, road.....	5,920 (9/11 at Charleston)
Largest deficit overcome in win	5 (3x, 8/26 vs Columbia)
Largest lead surrendered in loss	9 (5/21 at Lynchburg)
Comeback wins	31
Comeback wins (trailing by 3+)	9
Comeback wins (trailing by 4+)	4
Comeback wins (trailing by 5+)	3
Hottest Game.....	95° (3x, 8/1 at Augusta)
Coldest Game.....	64° (5/30 at Salem)



INDIVIDUAL BATTING

Runs, game.....	3 (7x, Nwogu, 8/1 at Augusta)
Hits, game.....	4 (2x, Nwogu 9/4 vs Lynchburg)
RBI, game.....	4 (8x, Sierra 9/18 vs Augusta)
Doubles, game.....	2 (9x, Caissie, 8/26 vs Columbia)
Triples, game.....	1 (27x, Howard 9/18 vs Augusta)
Home runs, game.....	2 (Hearn 7/22 vs Charleston)
Extra-base hits, game.....	2 (19x, Sierra 9/18 vs Augusta)
Walks, game.....	4 (7/28, Nwogu at Augusta)
Strikeouts, game.....	4 (6x, Verdugo 7/31 at Augusta)
Stolen bases, game.....	2 (5x, Howard 7/22 vs Charles-
ton)	
Hitting streak.....	11 (Pinango 7/31-8/15)
On-Base streak.....	13 (Wetzel, 6/17-7/3)
Longest Multi-Hit Streak.....	4 (Aliendo, 5/25-5/28)

INDIVIDUAL PITCHING

Most innings pitched, starter.....	6.0 (6x, Schlaffer 9/1 vs Lynch-
burg)	
Most innings pitched, reliever.....	4.1 (2x, L. Rodriguez 9/11 at
Charleston)	
Fewest innings pitched, starter.....	1.0 (2x, Espinoza 8/19 at Fayette-
ville)	
Most strikeouts, starter.....	10 (3x, Herz 8/21 at Fayetteville)
Most strikeouts, reliever.....	9 (Nahas, 6/13 at Augusta)
Most walks issued.....	6 (2x, Palencia 8/29 vs Columbia)
Most hits allowed.....	10 (2x, Gallardo 9/14 vs Augusta)
Most runs allowed.....	10 (Gonzalez, 9/10 at Charleston)
Most earned runs allowed.....	10 (Gonzalez, 9/10 at Charleston)
Most home runs allowed.....	4 (Gonzalez, 9/10 at Charleston)
Longest no-hit bid.....	5.0 innings (Herz, 6/23 at Colum-
bia)	
Most stolen bases allowed.....	4 (2x, Palencia 8/8 at Columbia)



The Pelicans had three walk-off hits in 2021, including two game-winning bunts from Raymond Pena (pictured) and Jordan Nwogu. Pena's walk-off squeeze came in dramatic fashion as he brought home Ryan Reynolds in the pouring rain on June 3, 2021 against the Columbia Fireflies. (Larry Kave/Myrtle Beach Pelicans)

2021 TRANSACTIONS

2021 Opening Day Roster

RHP (12): Jose Albertos, Manuel Espinoza, Richard Gallardo, Jose Miguel Gonzalez, Austin Krzeminski, Joe Nahas, Eduarniel Nunez, Carlos Ocampo, Bailey Reid, Jake Reindl, Sam Thoresen, Blake Whitney

LHP (4): DJ Herz, Alex Katz, Scott Kobos, Adam Laskey

C (3): Pablo Aliendo, Ethan Hearn, Raymond Pena

INF (6): Grayson Byrd, Ed Howard, Josue Huma, Ryan Reynolds, Yeison Santana, Luis Verdugo

OF (4): Edmond American, Darius Hill, Jordan Nwogu,

2021 in Review



PLAYER	DATE	TRANSACTION	PLAYER	DATE	TRANSACTION
Didier Vargas	5/8	Added to the roster	Ezequiel Pagan	7/14	Added to the roster
Alex Katz	5/8	Assigned to High-A South Bend	Adam Heidenfelder	7/16	Added to the roster
Grayson Byrd	5/9	Assigned to Double-A Tennessee	Adam Laskey	7/16	Placed on IL
Austin Krzeminski	5/10	Placed on 7-day IL	Dean Nevarez	7/17	Assigned to High-A South Bend
Ryan Reynolds	5/10	Placed on 7-day IL	DJ Herz	7/17	Reinstated from Development List
Matt Mervis	5/11	Added to the roster	Tyler Schaffer	7/20	Added to the roster
Tyler Suellentrop	5/12	Added to the roster	Adam Heidenfelder	7/26	Released from organization
Darius Hill	5/12	Assigned to Double-A Tennessee	Richard Gallardo	7/26	Placed on Development List
Jacob Wetzel	5/12	Added to the roster	Adam Laskey	7/27	Reinstated from IL
Jonathan Sierra	5/14	Added to the roster	Jeremiah Estrada	8/1	Placed on IL
Jordan Nwogu	5/15	Added to 7-day IL	Tyler Suellentrop	8/1	Added to the roster
Josue Huma	5/16	Assigned to High-A South Bend	Manuel Espinoza	8/3	Placed on Development List
Reivaj Garcia	5/17	Added to the roster	Richard Gallardo	8/5	Reinstated from Development List
Blake Whitney	5/19	Placed on 7-Day IL	Daniel Palencia	8/8	Added to the roster
Flemin Bautista	5/22	Added to the roster	Ethan Hearn	8/8	Placed on IL
Ed Howard	5/22	Placed on 7-Day IL	Jose Miguel Gonzalez	8/8	Reinstated from Development List
Luis Verdugo	5/22	Placed on 7-Day IL	Danis Correa	8/10	Assigned to High-A South Bend
Fabian Pertuz	5/23	Added to the roster	Dean Nevarez	8/10	Added to the roster
Kevin Made	5/26	Added to the roster	Tyler Suellentrop	8/11	Placed on IL
Jordan Nwogu	5/26	Reinstated from IL	Alberto Sojo	8/12	Placed on IL
Carlos Ocampo	5/29	Placed on Temporarily Inactive List	Dawel Rodriguez	8/12	Added to the roster
Reivaj Garcia	5/30	Assigned to Double-A Tennessee	Luis Verdugo	8/12	Placed on IL
Edmond American	6/1	Assigned to High-A South Bend	Jake Reindl	8/13	Placed on IL
Jose Albertos	6/1	Assigned to High-A South Bend	Didier Vargas	8/13	Placed on IL
Scott Kobos	6/1	Assigned to High-A South Bend	Josue Huma	8/13	Added to the roster
Eduarniel Nunez	6/1	Assigned to High-A South Bend	Matt Mervis	8/15	Placed on IL
Danis Correa	6/1	Added to the roster	Adam Laskey	8/15	Placed on IL
Jeremiah Estrada	6/1	Added to the roster	Porter Hodge	8/15	Added to the roster
Gabriel Jaramillo	6/1	Added to the roster	Dean Nevarez	8/15	Released from organization
Jarod Wright	6/1	Added to the roster	Casey Opitz	8/17	Added to the roster
Luis Verdugo	6/1	Reinstated from IL	Riley Martin	8/17	Added to the roster
Ryan Reynolds	6/1	Reinstated from IL	Matt Warkentin	8/18	Placed on IL
Kevin Made	6/4	Placed on 7-day IL	Peter Matt	8/18	Added to the roster
Ezequiel Pagan	6/3	Added to the roster	Ethan Hearn	8/19	Reinstated from IL
Carlos Ocampo	6/6	Reinstated from Temporary Inactive List	Pablo Aliendo	8/23	Assigned to High-A South Bend
Raymond Pena	6/7	Assigned to High-A South Bend	Yohendrick Pinango	8/23	Assigned to High-A South Bend
Bryan Serra	6/12	Added to the roster	Dalton Stambaugh	8/23	Assigned to High-A South Bend
Ed Howard	6/17	Reinstated from IL	Ezequiel Pagan	8/23	Assigned to ACL
Sam Thoresen	6/17	Placed on 60-Day IL	Sheldon Reed	8/23	Added to the roster
Tyler Suellentrop	6/22	Assigned to High-A South Bend	Christian Franklin	8/23	Added to the roster
Ezequiel Pagan	6/22	Assigned to AZ	Owen Caisie	8/23	Added to the roster
Jose Moreno	6/22	Added to the roster	Frankie Scalzo Jr.	8/28	Added to the roster
Yeison Santana	6/22	Added to the roster	Gabriel Jaramillo	9/1	Assigned to High-A South Bend
Joe Nahas	6/23	Assigned to High-A South Bend	Bailey Reid	9/1	Assigned to High-A South Bend
Jose Almonte	6/23	Added to the roster	DJ Herz	9/1	Assigned to High-A South Bend
Kevin Made	7/1	Reinstated from IL	Luis Rodriguez	9/1	Added to the roster
Yeison Santana	7/3	Assigned to AZ	Walker Powell	9/1	Added to the roster
Blake Whitney	7/6	Reinstated from IL	Felix Stevens	9/5	Added to the roster
Jose Moreno	7/6	Released from organization	Miguel Fabrizio	9/8	Added to the roster
Ryan Reynolds	7/6	Assigned to High-A South Bend	Luis Devers	9/13	Added to the roster
Alberto Sojo	7/6	Added to the roster	Felix Stevens	9/14	Placed on IL
Matt Warkentin	7/6	Added to the roster	Raymond Pena	9/14	Placed on Development List
Gabriel Jaramillo	7/6	Placed on Temporarily Inactive List			
DJ Herz	7/7	Placed on Development List			
Gabriel Jaramillo	7/11	Reinstated from Temporarily Inactive List			
Bryan Serra	7/12	Assigned to ACL			
Raymond Pena	7/12	Added to the roster			
Blake Whitney	7/14	Assigned to High-A South Bend			
Flemin Bautista	7/14	Assigned to ACL			
Dean Nevarez	7/14	Added to the roster			



Ben Zobrist played in three games with the Myrtle Beach Pelicans on a rehab assignment in 2019. Zobrist was just the second Chicago Cubs player to ever head to the Grand Strand for a rehab appearance, joining Willson Contreras who played with the Pelicans for their playoff push in 2017. The 14-year MLB veteran blasted two home runs in his time with Myrtle Beach.



PELICANS HISTORY

MyrtleBeachPelicans.com

PELICANS FRANCHISE HISTORY

In 1998, a new home for the new ballclub in town was built and was dubbed Myrtle Beach's "Field of Dreams." Baseball was officially back at the beach after a seven-year absence following the 1992 departure of the Myrtle Beach Hurricanes (Advanced-A affiliate of the Toronto Blue Jays). The Pelicans debuted in 1999 and with the team as green as the grass at the new ballpark, the victories began to mount. The newest and freshest team in the historic Carolina League burst onto the scene and made an immediate impact, storming through its inaugural season.

1999

The Birds advanced to the Mills Cup Championship in just their first year, squaring off against the Wilmington Blue Rocks (Kansas City Royals). With the championship series all locked up at two games apiece, Mother Nature decided the set with the arrival of Hurricane Floyd. The storm forced the cancellation of the series and ended the '99 season abruptly. The Blue Rocks and Pelicans were crowned as co-champs, an impressive accomplishment for the first-year Myrtle Beach squad.

That championship run was guided by future National League All-Star Marcus Giles. Giles led the Carolina League in batting average (.326), hits (162) and doubles (40), numbers good enough to earn him league MVP honors. Giles' double-play partner on the '99 Pelicans was his future Major League teammate Rafael Furcal. The small-statured shortstop dazzled Pelicans fans, hitting over .400 for the first month of his stay in Myrtle Beach. "Raffy" helped propel the Pelicans to their first championship and promptly found himself

in the big leagues the next season, where he won National League Rookie of the Year honors in 2000. Furcal was the first Pelican in team history to have his jersey number (#2) retired, with that ceremony coming just one year later in 2001.



Marcus Giles was an N.L. All-Star in 2003 with the Braves



2000

The following year, the Pelicans closed out their unfinished business. With clear weather this time around for the championship series, Myrtle Beach swept the Lynchburg Hillcats to claim the franchise's first outright Carolina League crown. The Pelicans lived by the age-old adage, "pitching wins championships." While the team struggled at the plate, finishing with the lowest batting average in the league, Myrtle Beach's pitching staff dominated the rest of the league to the tune of a league-best 2.51 ERA, more than a full run better than the second-place Salem Avalanche (3.82). Guided by legendary pitching coach Bruce Dal Canton, the pitching staff combined to record 27 shutouts, the most in professional baseball. Hurlers Horacio Ramirez and Christian Parra captained the staff, and finished the season first and second, respectively, in Carolina League wins.

The 2000 Birds finished 36 games above .500 (88-52), establishing a franchise record for wins in a season that would stand until 2008. That impressive mark was the best in the league by 15 games. With two years, two trips to the Mills Cup finals, and two Carolina League titles under their belts, the Pelicans looked toward 2001.



Christian Parra went 17-4 with a 2.28 ERA in 2000

2001

Year three was the first season the Pelicans did not qualify for the postseason. A respectable 71-67 record placed the club third in the Carolina League overall during the regular season. First baseman Adam LaRoche played his first full season with the Pelicans and showed early signs of his future big league potential, giving Pelicans fans a preview of things to come.

The 2001 campaign was the third and final for the Birds under manager Brian Snitker. "Snit" would later become the first former Pelicans skipper to manage in the big leagues when he took over as the manager of the Atlanta Braves in 2016.

2002

After a year absence, the Pelicans were back in the postseason in 2002, this time under the direction of a new field manager. Randy Ingle took the reins in Myrtle Beach after the club's first three unforgettable seasons under manager Brian Snitker. With Ingle leading the charge, the Pelicans jumped out to a 43-27 record to clinch the first half Southern Division title. With a playoff spot already secure, however, the Pelicans fell behind the Kinston Indians and finished four games out of first in the second half. The K-Tribe steamrolled into the playoffs, sweeping the Pelicans in the opening round on their way to the 2002 Carolina League title.

Aided by another strong season on the mound, the Pelicans finished 79-61. Pitcher Bubba Nelson dealt his way to the best ERA in the league (1.72). Teammate Daniel Curtis was not far behind, finishing with the third-best mark in the circuit (2.53) to go along with a league-high three complete games. Another standout on the mound was future World Series champion, Adam Wainwright, who led the league in strikeouts with 167. Highlights at the plate included LaRoche, who began 2001 in Myrtle Beach, making the midseason Carolina League All-Star Team before receiving a promotion to Double-A after hitting .336 with 9 home runs and 36 runs batted in.

RAFAEL FURCAL- NO. 2 JERSEY RETIRED



Furcal is a three-time All-Star and won a World Series with St. Louis in 2011.

RAFAEL FURCAL MLB STATS

Year	Team	AVG	HR	RBI
2000	Atlanta	.295	4	37
2001	Atlanta	.275	4	30
2002	Atlanta	.275	8	47
2003	Atlanta	.292	15	61
2004	Atlanta	.279	14	59
2005	Atlanta	.284	12	58
2006	L.A. (NL)	.300	15	63
2007	L.A. (NL)	.270	6	47
2008	L.A. (NL)	.357	5	16
2009	L.A. (NL)	.269	9	47
2010	L.A. (NL)	.300	8	43
2011	LA/STL	.231	8	28
2012	St. Louis	.264	5	49
2013	St. Louis	DNP ("Tommy John" surgery)		
2014	Miami	.171	0	2

Just 21 years old and in his third professional season, Rafael Furcal debuted mid-year with the Pelicans in 1999. The shortstop batted .293 and stole 23 bases in just 43 games with Myrtle Beach. His arrival helped launch the Birds to a co-Mills Cup championship in their first season of existence.

Furcal advanced to Double-A Greenville in 2001 but played only three games before flying to the major leagues. Just one year after playing on the Grand Strand, Furcal earned National League Rookie of the Year honors.

In 2001 Furcal was invited back to the beach to have his jersey number retired. He became the first Pelican to have his number retired. He is the only player in club history to ever have his number retired by the Birds.



2003

After four straight winning seasons to begin franchise history, Pelicans fans endured their first losing campaign in 2003. The Pelicans struggled mightily, sputtering to a 56-82 record. The '03 Pelicans featured a roster loaded to the ceiling with top Braves prospects, but youth and inexperience led to struggles between the lines. The hottest prospect in the Atlanta system at the time, Andy Marte, wowed fans and performed as advertised, batting .285 and ripping 16 longballs.

2004

Following the toughest season in team history, the Pelicans were out to rebound in 2004. Myrtle Beach finished the first half with an impressive 40-28 record, but still were 4.5 games behind the Kinston Indians, who surged to the best record among Class A teams nationwide.



Jeff Francoeur went on to win a Gold Glove with Atlanta in 2007 and hit .261 over his 12-year career.

A Pelicans pitching staff that included three Carolina League All-Stars, and three others who received promotions during the season, pieced together another fine year on the hill. Blaine Boyer, Anthony Lerew and Matt Wright were all selected to the California/Carolina All-Star Game after strong first-half performances. Fireballer Jose Capellan, whose fastball hit triple digits, nearly tossed a no-hitter in early May against the Frederick Keys, but hit his pitch count after eight innings of no-hit ball, forcing his removal from the contest. The gem was broken up by Keys outfielder Woody Cliffords with a full count and two outs in the top of the 9th inning against reliever Ralph Roberts. Capellan breezed through Myrtle Beach and the rest of the Braves system, winding up in Atlanta by September. Another pitcher who impressed was Kyle Davies, who began the year in Myrtle Beach, tossing his way to a 9-2 record before receiving a promotion to Double-A and eventually Triple-A Richmond.

At the plate, the likes of 2002 first-round draft pick Jeff Francoeur, Scott Thorman, Gregor Blanco and Brian McCann put the pop in the Pelicans lineup. Francoeur and Thorman both finished the season in

Greenville. McCann went on to become the Braves everyday catcher and an NL All-Star. The healthy mix of strong pitching and solid hitting helped push the Pelicans to a 75-63 record, good enough for third in the Carolina League overall.

2005

The start of the 2005 season for the Myrtle Beach Pelicans was perfect, at least through the first six innings. Opening Day starting pitcher Chuck James gave the Pelicans' fans hope for a stellar season by tossing six perfect innings to lift the lid on the seventh season of Pelicans baseball on the Grand Strand.

The Pelicans rode the momentum of James' Opening Day start in the season's dawn, winning three of their first four games, but the early season success sizzle fizzled out. A number of injuries, promotions and transactions proved to be too much for the Pelicans to overcome. When the final pitch was tossed in early September, the Pelicans' record stood at 61-79.

Yet, despite the on-field struggles, there were success stories. James wore an Atlanta Braves uniform by



At 14 letters, Saltalamacchia is the longest last name in MLB history.

the end of the year and joined 17 other former Pelicans on the Braves roster in 2005. In late June, the Pelicans received the top '05 Braves draft pick, former North Carolina State University closer Joey Devine. Devine appeared in just four games with the Pelicans before breezing his way to the Major Leagues by the end of the year.

Catcher Jarrod Saltalamacchia (above left) put up massive numbers, hitting .314 with 19 home runs and 81 RBI, prompting *Baseball America* to rate the switch-hitting backstop as the top prospect in the Carolina League. "Salty" became the second Pelican in as many years to be named to that honor, along with Jeff Francoeur. His 81 RBIs broke the club's record for most runs driven in during one season, a record formerly belonging to Marcus Giles' 1999 mark of 73.

Salty wasn't the only one etching his name in the record books. Teammate Matt Esquivel matched the catcher's RBI production with 81 of his own.

2006

The 2006 season brought a world of change for the Myrtle Beach Pelicans Baseball Club. Just 10 days into the new year, Capitol Broadcasting Company of Raleigh, N.C. announced an agreement to sell the Pelicans to Myrtle Beach Pelicans LP, a group managed by Greensons Baseball. The new buying group already operated two Minor League Baseball franchises in Pennsylvania: the Altoona Curve of the Double-A Eastern League (sold in 2008) and the State College Spikes of the Class A-Short Season New York-Penn League.

Pittsburgh attorney Chuck Greenberg (pictured, left) headed the new ownership group. "We have had our eye on the Pelicans for some time and we are thrilled to become a part of the dynamic Myrtle Beach community," said Greenberg. "We salute Capitol Broadcasting for establishing an outstanding tradition of fun, affordable, family entertainment and pledge to build on their wonderful foundation for many years to come."



Chuck Greenberg joined the Pelicans during the 2006 season.

The Pelicans went into the 2006 baseball season under the ownership of Capitol Broadcasting until May 31, when the sale of the team became official, and Greensons Baseball took over. (Editor's note: Greensons Baseball became Greenberg Sports Group in 2008).

On the field, year eight for the Pelicans featured more ups than downs, and not just in the win and loss columns. During the season, a total of 15 players received promotions to Double-A or higher after starting the year in Myrtle Beach. Before receiving a promotion to Double-A Mississippi in late August, scrappy outfielder Matt Young literally walked his way into the Pelicans record book. Young drew 71 walks, breaking the previous record (67) set by Andy Marte in 1999.

Another Pelicans outfielder made history in 2006 as Carl Loadenthal claimed the Carolina League batting crown with a .323 average. The former Rider University standout became just the second Pelican in franchise history to win a batting title, joining Giles, who hit .326 in 1999. Loadenthal's .323 batting average ranks as the highest single-season average for a left-handed batter in club history.

Second baseman J.C. Holt pieced together a 20-game hitting streak (Aug. 2-23), at the time the longest in franchise history.





The Pelicans organization moved in a different direction after the 2006 season, introducing a new logo (pictured right) with a blue and gold scheme.

It replaced the old gold and green scheme and logo (pictured left)



Aside from individual accomplishments, the Pelicans as a team posted the third-best record in the league, and the best overall record of any team in the Atlanta Braves minor league system, at 72-68.

Under their new ownership group, the Pelicans re-branded themselves with a fresh and unique look, their first logo change since their inception in 1999. In November, the Pelicans introduced their new look, unveiling a fresh set of logos and upgraded uniforms.

The Pelicans modernized their identity to better connect with the lifestyle and personality of Myrtle Beach. The new look adopted the American White Pelican and South Carolina's iconic crescent moon surrounded by dock rope and the words "Myrtle Beach Pelicans" in a beach-themed script. The Pelicans' new colors, Midnight Blue, Sun Gold and Pelicans Blue, were designed to pay tribute to Myrtle Beach's laid-back Southern charm. The Pelicans are the only professional sports team to employ their unique shade of Pelicans Blue.

The new look ushered in entirely redesigned caps and uniforms, the new home kits featuring white sleeveless tops with Pelicans Blue sleeves and the new "Pelicans" script across the chest. The road uniforms feature gray sleeveless tops with Pelicans Blue sleeves and "Myrtle Beach" across the chest. Both the jerseys and pants have Pelicans Blue and Sun Gold piping. The club also introduced an alternate jersey in Pelicans Blue with "Pelicans" across the chest in Sun Gold. The new home cap features the unique Pelicans Blue color and the American White Pelican head. Road caps will be Pelicans Blue with the letters "MB."

2007

Not content with just a new look, the 2007 season brought a revitalization of the Pelicans home park, spearheaded by Greensons Baseball, LP. The group's \$2.5-million investment in the ballpark began with the installation of a brand new, state-of-the-art video board that would bring a big league feel to the Pelicans' ballpark. Then, the Pelicans added the only left-field bleacher seating in the Carolina League and the Pelicans Beach. The boost by Greensons Baseball made the park one of the premier venues in all of Minor League Baseball.

In their first full season under Greensons Baseball, the Pelicans reached new heights. In late May, the Pelicans were awarded the 2008 California/Carolina League All-Star Game. In addition, the Pelicans were a finalist for the prestigious Larry MacPhail Promotional Trophy, awarded to the minor league team that displays extraordinary promotions both on and off the field. The Pelicans' front office staff increased in size from eight to 20 full-time personnel, all with the distinct goal of making Pelicans baseball the best family entertainment option on the Grand Strand. The club added positions such as director of promotions, director of community relations and director of in-game entertainment.

On the playing field, individuals garnered most of the attention. Jordan Schafer was a machine at the plate, amassing a minor-league-leading 176 hits in 136 games. He finished fifth in the Carolina League with a .289 batting average and fifth in the league with 52 extra-base hits. Schafer's sparkling season earned him Pelicans team MVP honors. In 2007, power came by way of the franchise's career home run king, Isiah "KK" Ka'aihue. His total of 22 was just one shy of the single-season franchise record set by Mike Hessman in the team's inaugural 1999 season. Ka'aihue also hit for average, batting at a .298 clip,

good for fourth-best in the Carolina League. The other steady force the lineup was Roberto Alvarez, who finished with a .291 batting average, sixth-best in the league. The Pelicans were the only team to have three players finish in the top ten in the league in batting average.

Although the big three stole the spotlight at times, Quentin Davis literally tried to steal it back, swiping 37 bases in 2007, three shy of the Pelicans' franchise record at the time.

Overall, despite the efforts of manager Rocket Wheeler, the inexperience and ever-changing clubhouse doomed Myrtle Beach from a postseason run. The club stumbled to a 59-80 record, placing them last overall in the Carolina League Southern Division.



2007 Pelican Jordan Schafer played six seasons in the Major Leagues.

2008

The Pelicans 10th Anniversary season became one of the most remarkable seasons in the franchise's brief history on the Grand Strand. Rocket Wheeler returned to Myrtle Beach for a third season at the helm and guided the team to a sweep of the first and second half titles in the Southern Division and the franchise all-time wins record (89). Wheeler's Pelicans also broke the franchise record for wins in the first half (45).

The Pelicans hosted a venue attendance record (6,599) when it hosted the 2008 California-Carolina League All-Star Game in June. Myrtle Beach first baseman Ernesto Mejia highlighted the festivities by winning the Home Run Derby, besting teammate Brandon Hicks in the semifinals of the sudden-death showdown.


With their first-half title, the Pelicans ended a four-year run of first-half championships for Southern Division rival Kinston. The moment was made sweeter when the Birds claimed the title at Grainger Stadium in Kinston. With the first-half crown, Myrtle Beach also ended the longest active playoff drought in the Carolina League.

With the second-half title also in hand, the Pelicans matched up with the wild card winning Winston-Salem Warthogs (Chicago White Sox) in the divisional series.

Myrtle Beach ended the Warthogs' season by winning the series two-games-to-one. It would be the final games the Warthogs would play, as the club was renamed the Dash after the season.

Unfortunately for the Pelicans, a depleted bullpen was unable to get them through their Mills Cup Championship matchup with Potomac. With the series tied at a game apiece, the Pelicans took a three-run lead to the bottom of the ninth inning of game three but the Nationals forced extra-innings with a dramatic three-run rally and won the game in 10 innings. The Pelicans lost the series the following night.

The 2008 season will also be remembered as a tremendous time of loss for both the Pelicans and Braves organizations. In May, the only pitching coach in franchise history, Bruce Dal Canton, left the team after



Pictured in 2009, the Pelicans 2007 renovation project included a brand new video board.





being diagnosed with esophageal cancer. It marked the first time that Dal Canton wasn't in the Pelicans dugout. Unfortunately, he would not return. Dal Canton lost his battle with cancer after the season. The Pelicans retired his number 43 on Opening Day of the 2009 season.

The 2008 Pelicans were a record-breaking unit. Boasting the most prolific offense in franchise history, the Pelicans broke notable offensive marks: team batting average (.260), runs scored (764), home runs (153) and doubles (298). Additionally, Mejia broke the single-season records for doubles (47), RBIs (93) and at-bats (519).

Outfielder Willie Cabrera was named 2008 Myrtle Beach Pelicans MVP. Cabrera, a fiery outfielder from Los Angeles, batted .290 with 16 home runs and 78 RBI and was the vocal leader in the Birds' clubhouse.

Southpaw Scott Diamond led the Birds' pitching staff to the lowest ERA in the league (3.48) and was named Pelicans Pitcher of the Year. A league-best six Pelicans were midseason all-stars and a circuit-leading five were postseason selections. Wheeler was named Carolina League Manager of the Year and Minor League Manager of the Year by *Baseball America*, while Pelicans General Manager North Johnson was voted Carolina League Executive of the Year. The hardware continued to pile up when head groundskeeper Chris "Butter" Ball took home his third consecutive Sports Turf Manager of the Year award for maintaining the finest playing surface in the league. To cap off the season, the Pelicans were awarded the Myrtle Beach Chamber of Commerce's 2008 Community Service Award, representing the culmination of the team's re-dedication to its outstanding fan base and the Myrtle Beach community.

BRUCE DAL CANTON

"Bruce was one of the greatest individuals to ever come through this park"

- Mike Snow, Pelicans Facility Operations Manager

Bruce Dal Canton served as Pelicans pitching coach from the team's inception in 1999 until 2007. He passed away in 2008 from esophageal cancer at 66 years of age. In 2009 the Pelicans' home clubhouse was named in his honor. His uniform number, 43, is retired and painted on the building's roof.

Dal Canton played 11 seasons in the Major Leagues, two with the Atlanta Braves, the club he also spent his entire 26-year career with as a coach. Dal Canton coached at every level, from rookie ball to the Major Leagues, and was the Atlanta Braves pitching coach from 1987-1990.

Signed by the Pirates out of an open tryout, Dal Canton left a career as a school teacher to pursue his baseball dream. He began playing at Double-A in 1966 and debuted in Pittsburgh just a season later. Over his career, Dal Canton went 51-49 with a 3.67 ERA.

Dal Canton began coaching in 1982 with the Braves Class A-Advanced Carolina League affiliate in Durham, NC. He also served as the Roving Pitching Coordinator throughout the Atlanta system. Within six years, Dal Canton was coaching in the Majors. Throughout his career, he worked with John Smoltz, Tom Glavine, Mark Wohlers, Pete Smith, Steve Avery, Kevin Millwood, John Rocker, Kerry Ligtenberg and most every arm that famously went on to help the Braves win 14 straight National League East titles.

2009

With the bar set to perhaps its highest high after 2008, the Pelicans were tasked with following up a season that exceeded expectations in nearly every measurable category. On the field, the '09 season began with anticipation and question marks as a young Pelicans squad arrived in Myrtle Beach highlighted by the top two prospects in the Atlanta Braves minor league system: outfielder Jason Heyward and first baseman Freddie Freeman. The pair did not disappoint in their few months on the Grand Strand. When both were promoted to Double-A Mississippi just before July 4, Freeman was the team's leading everyday hitter with a .302 batting average, and Heyward battled through minor nagging injuries to post a .296 average with 10 home runs and 31 RBIs. The Georgia native would ride the momentum of his productive Pelicans season and further success at Mississippi and Triple-A Gwinnett to Minor League Player of the Year honors from USA Today and *Baseball America*.

The 2009 season was marked by the inexperience of a youthful roster still learning to compete in the Carolina League. The Pelicans set marks for most losses in a first half (42) and a season (84), but the team did experience its share of highlights as well. Myrtle Beach hosted its first Fourth of July home game to the tune of a near-capacity crowd of 5,681 and a 3-2 comeback victory over the Salem Red Sox. Outfielder Cody Johnson, a 2006 Braves' first-round draft pick, smashed team records all season while blasting 32 home runs, nine more than any other Pelican had ever hit in a single season in club history. In addition, Johnson became the first Carolina Leaguer to crack the 30-homer plateau since Daniel Peoples did it for the Kinston Indians in 1997. Johnson and Heyward were named to the 2009 California-Carolina League All-Star Game in Lake Elsinore, California, and Johnson was named to the Carolina League's Postseason All-Star team as well.



A Pelican back in 2004, Brian McCann made an encore appearance in 2009.

The Pelicans hosted a pair of Major League rehab appearances by key Braves during the '09 season as well. In late April, suffering from vision blurriness, former Pelican catcher Brian McCann returned to the Grand Strand, where he played in two games, doubling twice in six at-bats. July brought a pair of starts by two-time American League All-Star Tim Hudson. Recovering from Tommy John surgery, he threw 4.2 innings on his eventual road back to the big leagues.

On a late-season Saturday night in September, Pelicans manager Rocket Wheeler etched his name atop the Myrtle Beach record book as well. A 5-4 Pelicans win over Winston-Salem on September 5 made Wheeler the winningest manager in Pelicans history. The victory the Pawley's Island resident past former Pelicans skipper Randy Ingle, whose 271 wins now rank second in franchise history.

The 2009 season ended on a bittersweet note. On September 15, the club bid farewell to its mascot and beloved "Home Run Dog," Dinger. The longtime mainstay had taken on a lighter role in recent seasons with his younger brother Deuce taking over duties as the club's canine ball caddy, but Dinger still left an indelible mark on the franchise. Upon the announcing of his passing, the Pelicans front office was flooded with cards, gifts, and well-wishes from fans across the nation.

Better news arrived just 10 days later, however. The Pelicans announced that they had been awarded the 2010 California-Carolina League All-Star Game, just one season after hosting the contest for the first time in 2008. Myrtle Beach became the first Carolina League repeat host of the ASG since the Pelicans franchise came into existence in 1999.

NOTABLE REHAB

Year	Player	Age
2000	Steve Avery	30
2002	Mark DeRosa	27
2007	Ryan Drese	31
2008	Tom Glavine	42
	Mike Hampton	35
2009	Tim Hudson	33
	Brian McCann	25
2015	Jorge Soler	23
2017	Willson Contreras	25
2019	Ben Zobrist	38



2010

The 2010 campaign started with a bang, with the team playing host to the Wilmington Blue Rocks in front of a near-sellout crowd in a 4-1 Pelicans victory. The Pelicans made history a month later, when phenom pitching prospect Julio Teheran made his Carolina League debut. Throwing game two of a twin-bill against Winston-Salem on May 19th, Teheran whiffed 12 Dash batters in seven innings of work while allowing just one run. It was the middle of a long day though, as the Pelicans split the day's doubleheader with what turned into a 20-inning, 4-3 loss. The game was one inning shy of the Carolina League record.

Even with some struggles on the field, the first half was punctuated by a few outstanding pitching performances. At one point, the Pelicans boasted a starting rotation of four of the top five pitching prospects in the Atlanta Braves' minor league system: Teheran, Randall Delgado, Arodys Vizcaino and



Julio Teheran (Myrtle Beach) and Gregory Infante (Winston-Salem) walk the concourse at the All-Star game, hosted by the Pelicans.

J.J. Hoover. At that time, FanGraphs named the Pelicans rotation as the most talented in Minor League Baseball. From that list, Hoover, Teheran, and Delgado were each selected to represent the Pelicans in the 2010 California-Carolina League All-Star Game in Myrtle Beach on June 22. Vizcaino was named to the South Atlantic League All-Star Team before his call-up to Myrtle Beach in the second week of June.

After a troublesome first half, the Pelicans were a stronger ballclub entering the second half with a loaded pitching staff and an offense gaining traction behind added lineup anchors Mycal Jones, Mike Jones and Dan Nelson. June ended with a 3-4 record in the first week of the second half, and the Pelicans kept the bar set near the .500 mark for nearly the rest of the way. Behind their "big three" all-star rotation stalwarts of Delgado, Hoover and Teheran, the Birds did their best to stifle Carolina League lineups and remain in the hunt for the second-half Southern Division title. The stable was quickly plundered, though. Before July was done, the Birds lost two of their big guns when Delgado and Teheran were promoted to Double-A Mississippi. Hoover joined the duo after an August promotion.

After finishing 17 games out of the running in the first half, the Pelicans reasserted themselves contenders in the second half. Following a July 12 doubleheader sweep of the Wilmington Blue Rocks, the Pelicans remained within three-and-a-half games of first place for nearly the rest of the second half. Myrtle Beach's last road trip, however, was the club's downfall. The Pelicans suffered a three game sweep at Winston-Salem during their August 27 series. The Pelicans would be eliminated before their final home stand.

2011

The 2011 season brought a new era as the Pelicans began a new partnership with the Texas Rangers. The Birds' first season as the Rangers' Class Advanced-A affiliate was a great success, with the club winning the Southern Division first-half title and qualifying for the postseason for the first time since 2008.

On March 29, the Pelicans kicked-off the affiliation change, hosting the reigning AL champs for a preseason exhibition game against the Coastal Carolina Chanticleers. The Rangers won 6-2 in front of a sellout crowd.

In his first season with Myrtle Beach, Jason Wood made his managerial debut, piloting an Opening Day roster that featured eight of *Baseball America's* top 30 Rangers' prospects.

Neil Ramirez got the Opening Day start for the Pelicans and took a no-hitter into the fifth. He didn't stay in town for long, as he was promoted to Triple-A Round Rock after just one start. Robbie Erlin dominated for the first two months of the season, putting up a 2.14 ERA with 62 strikeouts and only five walks in 54.2 innings, earning a promotion to Double-A Frisco. Robbie Ross was the league leader in wins at the break and was named an All-Star for the third straight season. The lefty was promoted to Double-A August 2, but was still named Carolina League Pitcher of the Year. Finally, Barret Loux made his professional debut in 2011, skipping all lower levels and starting with Myrtle Beach at High-A. In 109 innings, Loux racked up 127 strikeouts to rank second in the league.

It was a historic day on May 3, when the Birds rocked Potomac 20-6, surpassing the 20-run mark for the first time in three years. Catcher Zach Zaneski had a record-breaking game, setting the Pelicans' single-game record with seven runs batted in and tying the club record with five hits and four runs scored. Jared Prince also scored four runs to tie the team record and Strausborger got into the record books by tying the club mark with two triples. A day later, the Pelicans got a remarkable performance on the pitchers' mound, as Joe Wieland took a no-hitter into the fifth inning. He struck out 13 Nationals in six shutout innings.

June 12 was the longest day of the season for the Pelicans, playing a 23-inning marathon against Kinston. It was the longest contest in the 66-year history of the Carolina League. The extra innings were highlighted by spectacular relief performances from Zach Osborne, who put up four scoreless innings, allowing two hits and striking out six, while Chad Bell, who struck out eight and held the Indians to one hit in five shutout frames. In the bottom of the 23rd inning, six hours and 27 minutes after the first pitch, Kinston's Casey Frawley singled off Kasey Kiker to score Roberto Perez with the winning run and beat the Birds 3-2. Zaneski caught all 23 innings for Myrtle Beach.

The first-half race came down to the final weekend. With the help of Wieland's pitching on June 17 against Frederick, the Birds came out on top to edge the Indians by two games and clinch the club's first playoff berth since 2008, setting off a wild celebration in front of the home fans. The Pelicans enjoyed playing in front of that crowd, going 23-9 on the Grand Strand in the first half.

The Birds finished a half-game behind Frederick for the best overall first-half mark in the CL at 40-29. They scored the most runs in the Carolina League (312) and allowed the fewest (246), giving them the best run differential in the circuit by far (+66). The offense, guided by hitting coach and 13-year minor league skipper Julio Garcia, also led the league in on base percentage and was second in batting average.

Under the tutelage of pitching coach Brad Holman, who worked with many of the hurlers at Low-A Hickory in 2009 and 2010, the pitching staff led the loop in ERA with a 3.14 mark. They racked up the most strikeouts and allowed the fewest home runs. The staff finished the half in second place in the league in opponent batting average and walks per nine innings. The team defense excelled as well, making only 60 errors in 69 games, tied for the fewest errors in the league.

Four Pelicans received All-Star nods and a trip to Modesto, California on June 21. Joe Wieland was tabbed



Rocket Wheeler won 331 games in five seasons with the Pelicans.



with the start for the CL team and was dominant in a 1-2-3 first inning, retiring the side on six pitches, all of them for strikes. Robbie Ross also tossed a 1-2-3 inning, posting two strikeouts as he dealt to a familiar face behind the plate. Catcher Zach Zaneski, center fielder Ryan Strausborger and Mike Olt were also named to the All-Star Team.

Olt was a headliner for Myrtle Beach, winning Rangers Minor League Player of the Month for April and continuing his stellar play for the first half. He cracked ten home runs to rank third in the league and led the circuit in on-base percentage and walks. His season was interrupted on June 6 against Winston-Salem, when he suffered a broken collarbone in a collision at home plate. He missed more than two months due to the injury.

YEARLY PITCHING LEADERS

YEAR	WINS		LOSSES		ERA		SAVES	
1999	Will Fleck	10	Will Fleck	10	Derrick Lewis	2.40	Ryan Greene	16
2000	Christian Parra	18	Horacio Ramirez	8	Christian Parra	2.28	Brad Voyles	19
2001	Trey Hodges	15	Jung Bong	9	Trey Hodges	2.76	Matt Gawer	14
2002	Chris Waters	13	Roman Colon	8	Kenny Nelson	1.72	Kevin Barry	26
2003	Macay McBride	9	Matt Coenen	10	Macay McBride	2.95	Ralph Roberts	8
			Zach Miner	10				
2004	Blaine Boyer	10	Blaine Boyer	10	Blaine Boyer	2.98	Glenn Tucker	21
2005	Jake Stevens	10	Kelvin Villa	10	Jake Stevens	4.93	Manny Acosta	7
2006	Matt Harrison	8	James Parr	8	Kelvin Villa	3.83	Moises Hernandez	10
	Kelvin Villa	8						
2007	Moises Hernandez	10	Jairo Cuevas	12	Jairo Cuevas	3.55	Sung Ki Jung	22
2008	Scott Diamond	12	Ryne Reynoso	6	Kyle Cofield	3.26	Bryan Dumesnil	12
2009	Erik Cordier	7	Richard Sullivan	12	Erik Cordier	3.87	Cory Gearrin	17
2010	J.J. Hoover	11	Matt Crim	11	Randall Delgado	2.76	Luis Avilan	9
2011	Robbie Ross	9	Wilfredo Boscan	12	Robbie Ross	2.26	Ryan Kelly	9
2012	Randol Rojas	9	Randy Henry	9	Kyle Hendricks	2.82	Ben Rowen	19
2013	Nick Martinez	10	Alec Asher	7	Alec Asher	2.90	Ryan Harvey	8
			Nick Martinez	7				
			Victor Payano	7				
2014	Andrew Faulkner	10	Victor Payano	8	Sam Wolff	3.37	Jose Leclerc	14
	Luis Parra	10						
2015	Jonathan Martinez	9	Jen-Ho Tseng	7	Jonathan Martinez	2.56	Jasvir Rakkar	16
2016	Jonathan Martinez	12	Zach Hedges	8	Trevor Clifton	2.72	Ryan McNeil	22
2017	Adbert Alzolay	7	Thomas Hatch	11	Thomas Hatch	4.04	Pedro Araujo	10
2018	Tyson Miller	9	Bryan Hudson	11	Tyson Miller	3.54	Tyler Peyton	10
2019	Paul Richan	10	Javier Assad	10	Javier Assad	3.87	Jesus Camargo	4
							Ben Hecht	4
							Garrett Kelly	4
							Ethan Roberts	4
2021	Manuel Espinoza	4	Manuel Espinoza	9	DJ Herz	3.43	Bailey Reid	7
	Jose Miguel Gonzalez		Richard Gallardo					
	Gabriel Jaramillo							
	Carlos Ocampo							
	Bailey Reid							
	Didier Vargas							

YEAR	INNINGS PITCHED		APPEARANCES		WALKS		STRIKEOUTS	
1999	Scott Sobkowiak	139.1	Ryan Greene	44	Derrick Lewis	81	Scott Sobkowiak	161
2000	Christian Parra	157.2	Brad Voyles	39	Christian Parra	56	Christian Parra	163
2001	Trey Hodges	173.0	Matt Gawer	42	Matt Butler	48	Jung Bong	145
2002	Chris Waters	182.2	Kevin Barry	47	Adam Wainwright	66	Adam Wainwright	167
2003	Macay McBride	164.2	Ralph Roberts	44	Matt Coenen	62	Macay McBride	139
2004	Blaine Boyer	154.0	Glenn Tucker	48	Matt Wright	58	Matt Wright	133
2005	Jake Stevens	148.0	Wes Letson	41	Jake Stevens	62	Jake Stevens	102
2006	James Parr	134.2	Michael Nix	36	Charlie Morton	54	James Parr	90
2007	Jairo Cuevas	132.0	Kevin Gunderson	44	Jairo Cuevas	71	Jairo Cuevas	116
2008	Ryne Reynoso	131.1	Nicholas Fellman	44	Kyle Cofield	66	Ryne Reynoso	105
2009	Erik Cordier	121.0	Tommy Palica	41	Erik Cordier	74	Cole Rohrbough	100
2010	Matt Crim	149.2	Angelo Paulino	41	Matt Crim	59	Randall Delgado	120
2011	Robbie Ross	123.1	Trevor Hurley	38	Kasey Kiker	52	Barret Loux	127
2012	Kyle Hendricks	130.2	Jimmy Reyes	41	Randol Rojas	37	Kyle Hendricks	112
					Wilmer Font	37		
2013	Alec Asher	133.1	Ryan Harvey	42	Victor Payano	57	Alec Asher	139
2014	Luis Parra	137.2	Jose Leclerc	42	Victor Payano	90	Victor Payano	86
2015	Dauri Torrez	134.1	Jasvir Rakkar	38	Josh Conway	31	Jen-Ho Tseng	87
					Tyler Skulina	31		
2016	Jonathan Martinez	131.0	Ryan McNeil	44	Jonathan Martinez	43	Trevor Clifton	129
2017	Thomas Hatch	124.2	Pedro Araujo	44	Thomas Hatch	50	Thomas Hatch	126
2018	Tyson Miller	127.0	Tyler Peyton	38	Bryan Hudson	58	Tyson Miller	126
2019	Javier Assad	116.1	Jesus Camargo	36	Javier Assad	41	Javier Assad	91
2021	Manuel Espinoza	98.2	Bailey Reid	34	Jose Miguel Gonzalez	43	DJ Herz	105

Outfielder Jared Prince also found a way to leave his mark, marching into the Carolina League record books in painful fashion. He was hit by a pitch 30 times to equal the single-season record. Prince, who started 4-for-45, batted .301 the rest of the way to finish at seventh in the league in hitting (.282). Prince made the year-end Carolina League All-Star Team and was voted by his teammates and coaches as the Pelicans' Most Valuable Player

The Pelicans went into the playoffs as Southern Division first-half champions, battling Kinston for a trip to the Mills Cup finals. Justin Grimm got the Game One start, tossing six innings of one-run ball, while catcher Vinny DiFazio cranked a two-run homer to give the Birds the opener, 4-1. Kinston came back to take Game Two and even the series before the set shifted to Kinston. The K-Tribe knocked out the Pelicans with 7-0 and 9-2 routs to win the best-of-five series three games to one.



2012

For the second straight season, Jason Wood's Myrtle Beach Pelicans were impressive on the mound. With a 3.28 ERA — the team's best mark since 2002 — the Pelicans boasted a 3.30 ERA in Wood's first two seasons. Brad Holman, the Pelican's pitching coach during that stretch, was promoted to Triple-A Round Rock during the offseason.

The Pelicans finished 74-65, including a 38-31 second half that launched the team into the postseason.

Five pitching contributors on the 2012 squad enter 2013 at big league camp. Wilmer Font, who had made his MLB debut the previous September, was on the 40-man roster along with Roman Mendez; Cody Buckel and Nick Tepesch arrived as non-roster invitees.

With Buckel, Tepesch, Mendez and Font making regular starts in the first half, the Pelicans boasted a 3.14 earned run average in April and an even stingier 2.31 clip in the month of May. Kyle Hendricks was efficient out of the rotation for the Pelicans, compiling a 2.82 earned run average in 20 starts before being shipped to the Cubs as part of the Ryan Dempster deal in July.

Also included in that July 31 trade was infielder Christian Villanueva, who was one of the most productive members of an offense that struggled to score runs. The Pelicans amassed 1,587 total bases, the lowest in a single season in franchise history. The Myrtle Beach offense mustered 3.84 runs per contest and was shutout 11 times in 139 games. Villanueva's 10 home runs paced a Pelicans bunch that stroked a league-low 68 round-trippers.

Despite its offensive struggles, the Pelicans were able to return to the postseason for the second straight year. The Birds finished .500 or better in every month of the second half, including a 17-12 mark in June (first half ended June 17).

Because Winston-Salem posted the best record in the first and second half in the Southern Division, the Dash hosted all three postseason matchups with the Pelicans in the opening round. In 2012, the divisional series adopted a best-of-three format after being best-of-five for several years.

The series opened favorably for the Pelicans, who scored four sixth-inning runs and snatched game one by a 4-1 final. Tomas Telis tripled and knocked in three runs, while Luke Jackson struck out eight over five innings to claim the win. The Pelicans took a 2-1 lead into the sixth inning of game two before the Dash took control.

The Pelicans would score just one more run in the series. A three-run seventh sparked the Dash to a 5-3 series-evening triumph. Facing elimination, the Pelicans were blanked in game three, falling by a 9-0 margin with all of the game's runs coming in the second and third frames.



YEARLY BATTING LEADERS

YEAR	AVG. (Min. 300 PA)	HITS	HOME RUNS	RBI
1999	Marcus Giles	.326 Marcus Giles	162 Mike Hessman	23 Marcus Giles
2000	Travis Wilson	.275 Travis Wilson	133 Cory Aldridge Troy Cameron	15 Cory Aldridge 15
2001	Ryan Langerhans	.287 Ryan Langerhans	129 Jaeme Leal	15 Ryan Langerhans
2002	Bill McCarthy	.305 Richard Lewis Bill McCarthy	135 Kelly Johnson 135	12 Bill McCarthy
2003	Andy Marte	.285 Andy Marte	132 Andy Marte	16 Andy Marte
2004	Brian McCann	.278 Gregor Blanco	116 Brian McCann	16 Brian McCann
2005	Jarrold Saltalamacchia	.314 J. Saltalamacchia	144 J. Saltalamacchia	19 J. Saltalamacchia Matt Esquivel
2006	Carl Loadenthal	.323 J.C. Holt	125 Van Pope	15 Van Pope
2007	Isaiah Ka'aihue	.298 Quentin Davis	129 Isaiah Ka'aihue	22 Quentin Davis
2008	Willie Cabrera	.290 Ernesto Mejia	142 Ernesto Mejia	21 Ernesto Mejia
2009	Donell Linares	.287 Donell Linares	145 Cody Johnson	32 Donell Linares
2010	Mike Jones	.282 Mike Jones	105 Gerry Rodriguez	13 Gerry Rodriguez
2011	Jared Prince	.282 Jared Prince	136 Mike Olt	14 Jared Prince
2012	Christian Villanueva	.285 Odubel Herrera	142 Christian Villanueva	10 Brett Nicholas
2013	Rougned Odor	.305 Trevor Adams	130 Kellin Deglin	12 Trevor Adams
2014	Nick Williams	.292 Christopher Bostick	124 Joey Gallo	21 Preston Beck
2015	Chesny Young	.321 Chesny Young	129 Jacob Rogers	12 Jacob Rogers
2016	Gleyber Torres	.275 Yasiel Balaguert	140 Yasiel Balaguert	19 Yasiel Balaguert
2017	Tyler Alamo	.281 Tyler Alamo Jesse Hodges	120 Eddy Martinez 120 Tyler Alamo	14 Jesse Hodges 14
2018	Jhonny Pereda	.272 Jhonny Pereda	120 Jhonny Pereda Tyler Alamo	8 Jhonny Pereda 8
2019	Cam Balego	.247 Cam Balego	96 Kevonte Mitchell	14 Miguel Amaya
2021	Yohendrick Pinango	.272 Yohendrick Pinango	88 Jordan Nwogu	10 Jacob Wetzal

YEAR	RUNS SCORED	DOUBLES	TRIPLES	STOLEN BASES
1999	Marcus Giles	80 Marcus Giles	40 Jason Ross	13 Jason Ross
	Jason Ross	80		31
2000	Travis Wilson	62 Travis Wilson	33 Ryan Langerhans	7 Junior Brignac
2001	Ryan Langerhans	66 Adam LaRoche	31 Damien Jones Ryan Langerhans	3 Ryan Langerhans 3
2002	Richard Lewis	82 Bill McCarthy	26 Adam Stern	10 Adam Stern
2003	Andy Marte	69 Andy Marte	35 Gregor Blanco	7 Gregor Blanco
2004	Gregor Blanco	73 Brian McCann	35 Gregor Blanco	9 Onil Joseph
2005	Jarrold Saltalamacchia	70 Jarrod Saltalamacchia	35 Carl Loadenthal	4 Josh Burrus
2006	Van Pope	78 Van Pope	31 Steven Doetsch	4 J.C. Holt
2007	Jordan Schafer	70 Jordan Schafer	34 Quentin Davis	11 Quentin Davis
2008	Ernesto Mejia	93 Ernesto Mejia	47 Gorkys Hernandez	6 Gorkys Hernandez
2009	Cole Miles	64 Donell Linares	32 Cole Miles	7 Cole Miles
2010	Cole Miles	55 Mike Jones	20 Cole Miles	9 Cole Miles
2011	Ryan Strausborger	71 Jared Prince	30 Ryan Strausborger	9 Ryan Strausborger
2012	Odubel Herrera	72 Brett Nicholas	33 Odubel Herrera	6 Odubel Herrera
2013	Luis Sardinas	69 Rougned Odor	33 Drew Robinson	7 Luis Sardinas
	Trevor Adams	69		Rougned Odor
2014	Christopher Bostick	81 Preston Beck	33 Chris Garia	11 Chris Garia
2015	Mark Zagunis	78 Victor Caratini	31 Pin-Chieh Chen Mark Zagunis	5 Pin-Chieh Chen 5
2016	Charcer Burks	71 Charcer Burks	28 Rashad Crawford	8 Jeffrey Baez
2017	Trent Giambrone	65 Jesse Hodges	26 Daniel Spingola	6 Robert Garcia
2018	Andruw Monasterio	52 Wladimir Galindo	21 Aramis Ademan	3 Roberto Caro
2019	Cam Balego	53 Miguel Amaya	24 Aramis Ademan	8 Zach Davis
2021	Yohendrick Pinango	50 Yohendrick Pinango	16 Ryan Reynolds	4 Jordan Nwogu





Who Are The Myrtle Beach Mermen?

HBO's hit series 'Eastbound & Down,' which concluded in late 2013, filmed both during the 2011 summer and February 2012 at TicketReturn.Com Field at Pelicans Ballpark.

The show's star, Kenny Powers (played by Danny McBride), made his return to American professional baseball with a fictitious team known as the Myrtle Beach Mermen, the Double-A affiliate of a Major League team simply dubbed 'Texas.' Filming for the season brought a full host of stars to Myrtle Beach, including Danny McBride, Jason Sudeikis, Matthew McConaughey, Will Ferrell and Val Kilmer.

2013

The Pelicans continued to impress under the Rangers umbrella and the direction of third-year skipper and eventual 2013 Carolina League Manager of the Year, Jason Wood. The Pelicans would advance to the postseason for the third consecutive season for the first time in team history. They were also the only Carolina League team to make the postseason in each of the previous three campaigns and the only Rangers affiliate to do so as well.

Yet for the third straight year, the Birds couldn't make it out of the first round of the postseason. The eventual champs, the Salem Red Sox, swept the Pelicans with a pair of one-run wins.

The club was powered, once again, by the pitching staff. The Pelicans recorded the highest ERA of the Wood era, but it was still the Carolina League's second-lowest ERA (3.71).

Alec Asher made the jump from Spokane for his first full professional season, leading the team and the circuit with 139 strikeouts. He also ranked among the league leaders in ERA (fourth, 2.90), WHIP (fourth, 1.20), and wins (tied for seventh, nine).

Asher posted the most innings of any Pelicans hurler (133.1).

Jackson was the club's Opening Day starter and also got the nod for the Carolina League in the Carolina-California League All-Star Game before his first promotion to Double-A on August 1.

Nick Martinez had the league's third-lowest ERA (2.87) and 10th-most strikeouts (105). Texas promoted him along with Jackson on the same day.

The Rangers' first selection in the 2013 draft, RHP Alex "Chi Chi" Gonzalez, would fill one of those vacancies in the rotation and make his final five starts of the season with Myrtle Beach, allowing just one run over 12.0 IP in his last three regular season outings.

The Pelicans' offense was led by its middle infield combo of second baseman Rougned Odor and shortstop Luis Sardinas.

The 19-year-old Odor ranked among the CL leaders in batting (third, .305), doubles (tied for fifth, 33), and stolen bases (tied for fifth, 27) despite spending the final month of the season with Frisco.

Sardinas, who also joined Odor in Frisco in August, had the sixth-best average (.298) and tied for the fifth-most stolen bases (27) in the CL.

The Pelicans finished the season with the second-most wins in the Carolina League and had four different win streaks of at least six games, including a season-best eight games from May 7-14.

In addition to Jackson, the Pelicans had Asher, Martinez, Odor and Sardinas selected to the Carolina League-California League All-Star Game in San Jose, California.

2014

In what turned out to be the final year of the Pelicans in the Rangers system, the club posted one of its best years in franchise history. The best first half winning percentage in team history (.647) propelled the Pelicans to the playoffs for a fourth straight season, and the team made the Mills Cup Championship for the first time since 2008, only to fall to the Potomac Nationals.

With the most dominant offense in the league from start to finish, the Pelicans tore out of the gates with a 40-18 start despite an 0-4 opening series. Behind soon-to-be league MVP Joey Gallo, the Pelicans clubbed their way to victory. The slugger blasted 21 home runs in just 58 Carolina League games before his promotion to Double-A. The total was enough to pace the league all season, and it was the most homers in a single-season by a Pelicans since 2009, when Cody Johnson hit 32. Gallo homered three times in a game twice, something no Pelican had ever done. But he wasn't the only one with power. The team hit 111 long balls in 2015, the fourth-most in team history, and recorded the first 100-homer season for the franchise since 2009. Jorge Alfaro (13), Nick Williams (13), Preston Beck (11) and Christopher Bostick (11) all knocked out double-digits bombs.

The team could run as well. The Birds stole 154 bases, the most in team history and by far the most in the league that year. Chris Garia, an unheralded minor leaguer entering the season, set the club's single-season stolen base record with 45 and might have had more had he not been injured the last two weeks of the year.

As was the case every year in the Rangers-era, the Pelicans were not too shabby on the hill either. The Pelicans placed a league-best and franchise record eight players on the mid-season All-Star team, three of whom were pitchers: starters Andrew Faulkner and Alex "Chi Chi" Gonzalez, and reliever Alexander Claudio joined position players Alfaro, Beck, Gallo, Garia and Williams. Faulkner spent most of the year near the top of the league in wins (10) and ERA (2.07), and did not allow a home run until his final High-A start on July 21, the latest of any qualifying pitcher in Minor League Baseball. Gonzalez took a no-hitter into the fifth inning on multiple occasions, and Claudio was dominant during 2015. He finished the season in Arlington with the Texas Rangers, marking only the second time that a player spent time with both the Pelicans and the Rangers in the same season.

The staff was second in the league in ERA for the year (3.43), and the bullpen blew just 14 saves all season, anchored by Jose Leclerc (14-for-16 in saves) and Abel De Los Santos (8-for-9).

The Pelicans ran away with the first half crown with a 44-24 record, 11 games up on second-place Salem. As was often the case during the four-year run with the Rangers, promotions hurt the Birds in the second half.



Despite the promotions of Gallo (June 8), Keone Kela (May 10), Odubel Herrera (May 12), Gonzalez (June 8), Will Lamb (June 16), Claudio (June 25), Hanser Alberto (July 4), Alfaro (August 4) and Nick Williams (August 15), the Pelicans scratched and clawed their way to the second-half title. It was only the third time that the Pelicans had won both the first and second halves (2000, 2008), and they did it by finishing the season without their top three home run hitters, and three of their top five RBI producers.

The Pelicans avenged their 2014 series loss to Salem despite a heartbreaking Game One loss in extra-innings on a controversial home run call.

After winning back-to-back games to beat Salem 2-1 in the series, the Birds opened with a win against Potomac in the Mills Cup Championship Series. However, the P-Nats tied things up at one game apiece before heading back to Virginia for the final three games. There, Potomac outpaced the Pelicans in 12-7 and 5-1 wins to take the series, 3-1.

The 2014 year also saw a near-record number of former Pelicans make their big league debuts. Second to only the 2005 season (14), 2014 featured 13 Pelicans to make the Show for the first time.



Luke Jackson dominated the Carolina League in 2013 on his way to an August promotion to Double-A.

2015

The Pelicans' first year as a Cubs affiliate was a hit throughout the Grand Strand. Myrtle Beach captured the first-half Southern Division title en route to the best regular season record in the Carolina League by six games. The campaign culminated with a Mills Cup Championship for the first time since 2000, the Pelicans' third total and second outright title.

A wobbly April left Myrtle Beach at 10-9, but eventual Carolina League Manager of the Year Mark Johnson was able to steady the club's path as soon as the calendar flipped to May. The Pelicans began the month by winning 13 of the 16 games, including each the first five contests. Myrtle Beach finished the month 21-7 behind a torrid pitching staff backed by an airtight defense; the Pelicans surrendered more than four runs in just seven contests throughout the month, including each of the last 11.

That would prove to be a theme throughout the season. Myrtle Beach finished with a 3.01 ERA, the club's best since their 2000 championship season and the Carolina League's top mark since at least the 2005 season. Pelicans pitchers surrendered just 1035 hits in 2015 (7.9 H/9), the fewest among any team in the circuit. Myrtle Beach also issued only 339 walks in 1183.0 innings (2.6 BB/9), the second-fewest among any staff in the Carolina League.

At the forefront of the effort were a pair of Mid-Season All-Stars in Duane Underwood Jr. and Jonathan Martinez. The latter led the league in ERA at 2.56, surrendering just 82 hits in 116.0 frames to post a 9-2 record. Underwood Jr. finished 6-3 with a 2.58 ERA. Right-hander Jen-Ho Tseng also finished in the top 10 in the league in ERA at 3.55, registering a 7-7 record in 119.0 innings.

Myrtle Beach also received outstanding starting performances from Paul Blackburn (7-5, 3.11 ERA), Tyler Skulina (3-6, 3.11 ERA) and Daury Torrez (10-6, 3.75 ERA), but the staff's dominance was truly an amazing display of depth. Jasvir Rakkar (2.98 ERA) finished second in the league with 16 saves, and all but one of the 20 pitchers who tossed at least 15.0 innings posted an ERA below 4.00, with 13 compiled marks below 3.00.

While the club's pitching and defense starred, the Pelicans' patient offensive approach helped knock out talented starters early from games to reach the underbelly of opponents' bullpens. Myrtle Beach scored the second-most runs in the league (581) while also ranking second in both on-base percentage (.333) and slugging percentage (.365).

Mark Zagunis earned both Mid-Season and Postseason All-Star nominations, finishing second in the league in both OBP (.406) and walks (80), third in runs scored (78) and eighth in batting average (.271). Utility man Chesny Young also earned Postseason All-Star honors by being setting a Carolina League record with a 44-game on-base streak from June 6 through July 25. Young was the only player in the circuit to post an average above .300 at .321, 24 points higher than the second-place hitter. He finished second in total plate appearances per strikeout (10.27), third in OBP in .394 and in a tie for third in hits (129).

Jacob Rogers finished in the top-five in the league in home runs (12), batting .249/.347/.399 while Jeimer Candelario hit .270/.318/.415 in 82 games before earning a promotion to Double-A Tennessee.

The Pelicans sailed to the first-half division title with a 41-28 record. They went 40-29 in the second half to finish in second before taking care of Winston-Salem with a pair of one-run victories in Games 2 and 3 of the Southern Division Championship Series.

Myrtle Beach earned another one-run victory of Wilmington in Game 1 of the Mills Cup Championship Series before blanking the Blue Rocks 2-0 in Game 2. With Game 3 tied 2-2 with two outs in the bottom of the ninth, Pin-Chief Chen rolled a walk-off single to left to give the Pelicans a series sweep and their first championship in 15 seasons.

2016

Myrtle Beach's second season as a Cubs affiliate was just as big of a hit as their first, with the Pelicans becoming the Carolina League's first outright back-to-back champions since the Winston-Salem Spirits, who were also a Chicago Cubs affiliate at the time, did so in 1985-86. In addition to earning the fourth title in Pelicans history, the Birds participated in their third consecutive Mills Cup Championship series, the Carolina League's longest run since Frederick went to three straight Mills Cup Finals from 2005-07.

Making the postseason for the sixth straight year took some heavy lifting. On July 21, the Pelicans found themselves with a 49-48 overall record. Three days later, right-hander Zach Hedges, who posted a sparkling 2.89 ERA in 16 starts, was promoted to Double-A Tennessee. On that same day, Myrtle Beach scratched shortstop Gleyber Torres and center fielder Rashad Crawford from the lineup. Both those key, up-the-middle players were traded on July 25 in a package that netted the Cubs left-hander Aroldis Chapman.

Despite losing three of their best players, the Pelicans took off. After the 24th, including the postseason, the Birds went 38-11 (.776). Myrtle Beach's 46-23 second half record was their best in club history and tops in the league in any half since Kinston went 47-23 in the first half of the 2006 campaign. The Pelicans' second half Southern Division Championships marked their fourth straight season with at least one division title and helped Myrtle Beach to their sixth consecutive winning season at 82-57.



Despite only 58 games in the Carolina League, third baseman Joey Gallo captured the league's MVP, joining Marcus Giles (1999) as the only Pelican to win the award.



During their second half ride, the Pelicans enjoyed arguably their most successful month in club history. Myrtle Beach finished August with a 22-5 record, their most victories in any month of recorded Pelicans history (through the 2005 season). In fact, the Birds tied with Short Season Class A Eugene, also a Cubs affiliate, for the best record in all of professional baseball during the month. Finishing behind the pair of Cubs affiliates was the Cubs themselves, with a mark of 22-6.

Myrtle Beach nipped Salem 2-1 in a decisive Game 3 of the SDCS for a berth in the Mills Cup Championship Series with the Lynchburg Hillcats. After losing Game 1 by a score of 4-3 in 12 innings, the Pelicans won 8-3 in Game 2 to even up the series. The Birds' pitching was masterful in a 7-0 shutout in Game 3, which put them on the precipice of their second straight title. In Game 4, right-hander James Pugliese whiffed seven in 4.1 scoreless innings of relief, and a three-run seventh inning propelled Myrtle Beach to a 5-3 win and the Mills Cup title.

Strong pitching and defense were constants for the Pelicans throughout the 2016 campaign. The Pelicans finished with the Carolina League's best ERA (3.47), while also issuing the fewest walks (411) and allowing the fewest home runs (65) and the second-fewest hits (1,176). Right-handed starter Trevor Clifton took home a number of honors, including both the Carolina League and Chicago Cubs Minor League Pitcher of the Year. The Maryville, Tenn., native led the circuit in ERA at 2.72, nearly a full run better than second-place Jordan Stephens of Winston-Salem. Clifton also paced the league in batting average against (.225) and WHIP (1.16) while coming in third in strikeouts (129). Among starters, the right-hander also placed third in strikeouts per nine innings (9.8).

The Pelicans were led offensively by first baseman Yasiel Balaguert and infielder David Bote. The former finished the season with 96 RBIs, the most ever in a campaign for a Myrtle Beach hitter. Over the year's final 49 games, including the postseason, Balaguert batted .318/.360/.521, driving in 41 runs. The Chicago Cubs' Minor League Player of the Month for August, Bote led all of the organization's farmhands with a .367 average and 16 runs scored during the month. His 15 extra-base hits were tied for the most in the system. The Longmont, Colo., native closed the regular year riding a 27-game on-base streak, the longest of any Pelican during the season, batting .365/.434/.583 with 21 RBIs during that stretch. He only continued to rake in the postseason, batting 15-for-26 (.577/.677/.769) with nine RBIs in seven playoff games en route to winning the Carolina League's postseason Most Valuable Player award.

The 2016 season also saw some special moments with Pelicans alumni. On May 17, the Atlanta Braves



A walk-off single by Pin-Chieh Chen gave the Pelicans a sweep in the Mills Cup Championship Series over Wilmington and their first championship since 2000.

named former Myrtle Beach skipper Brian Snitker their interim manager, making Snitker the first former Pelicans skipper to pilot a club in The Show.

2017

While their 2017 campaign did not end in a championship, Myrtle Beach did tie a Carolina League record with their seventh consecutive postseason appearance.

On May 24, the Pelicans were just 23-22, sitting in third place in the Southern Division, 4.0 games behind Buies Creek. The Birds then went on to rattle off 17 victories in 21 games to win the division, becoming the first team in all of Minor League Baseball to clinch a postseason spot with their 3-0 triumph over Frederick on June 14.

The Birds wound up finishing with the circuit's best first-half record at 43-27. However, Myrtle Beach cooled considerably in the second half, with the club's 30-40 mark tying for the league's second-worst record over the final 70 games. Still, though, the Pelicans registered their seventh consecutive winning season with a 73-67 overall record.

Nonetheless, the second half still had several memorable moments. On August 24, the Pelicans edged Down East 5-4, marking the 2,000th victory in manager Buddy Bailey's legendary career. That triumph made the Madison Heights, Va., native the 11th minor league skipper to ever reach the 2,000-win plateau, and the first since Johnny Ligon did so during the 1990 campaign with the High-A Lakeland Tigers.

Just a few weeks later, with Hurricane Irma bearing down on the southeastern United States, the Carolina League shortened the Mills Cup Playoffs, canceling the Mills Cup Championship Series. Thus, the circuit's title would be split between the winners of the now-best-of-three Southern Division Championship Series and Northern Division Championship Series.

Just before Game 1 of the SDCS, the Chicago Cubs announced that star catcher Willson Contreras would begin an injury rehabilitation assignment with the Pelicans. Contreras wound up going 1-for-4 over two games, but it wasn't enough for Myrtle Beach, which was swept 2-0 by Down East in the rain-shortened series to end the season.

Thirteen different former Pelicans would make their major league debut during the 2017 campaign, tied for the second-most in a single season in club history (2014, 14). That included right-hander Dillon Maples, who began the campaign on Myrtle Beach's Opening Day roster. The Sanford, N.C., native became the first Myrtle Beach alumnus since Alex Claudio in 2014 to play for the Birds and make his debut in The Show in the same season.



Trevor Clifton was named both the Chicago Cubs' and the Carolina League's Pitcher of the Year.



2018

All good things must come to an end, and it was an impressive streak that concluded in 2018 as the Birds failed to make the playoffs for the first time since 2010. After tying the Carolina League record with seven-straight appearances in the postseason in 2017, it was a struggling offense that held the Pelicans back in the franchise's 20th season.

The Myrtle Beach offense set nine new lows in the history of the Pelicans, including batting average (.232), hits (1,013), runs (468), at-bats (4,360), total bases (1,393), doubles (173), home runs (55), extra base hits (249) and RBIs (409). The offensive woes were somewhat offset by a stellar pitching staff that managed a 3.51 ERA, which placed third in the Carolina League.

In terms of the pitching staff, the highlight of the season was an incredible performance by Keegan Thompson on June 14. On a Thursday night in Myrtle Beach, Thompson threw seven brilliant, perfect innings with eight strikeouts. Due to a high pitch-count, he was removed from the game after the seventh, but that did nothing to diminish the dominance that he displayed on the hill in Pelicans Ballpark.



Keegan Thompson threw seven perfect innings on June 14th before being removed due to a high pitch count.

While mound saw most of the highlights for the Pelicans in 2018, there were plenty from the bats as well. On May 29th, Tyler Alamo broke a 2-2 tie in the bottom of the 10th inning against Winston-Salem with a walk-off grand slam. It marked the third straight season that the Birds had knocked a grand slam against the Dash. That was one of six walk-off wins for the Pelicans in 2018.

The Pelicans were paced on the offensive side by catcher Jhonny Pereda, who burst on the scene to hit .272/.347/.363 over the course of 122 games. Coming into the season, Pereda had only started 149 games at catcher over his last four seasons.

Pelicans' manager Buddy Bailey, who convinced the Cubs to let the catcher start in Myrtle Beach over going back to South Bend, started him behind the plate 83 times, and it paid off. The 23-year-old threw out 38 percent of base runners to go along with his stellar

offensive numbers.

Pereda was one of three mid-season All-Star selections for the Pelicans, with the other two being top-Cubs prospect and shortstop Aramis Ademan and reliever Tyler Peyton.

On the hill, Tyson Miller (3.54 ERA) and Alex Lange (3.74) placed sixth and seventh, respectively, in Carolina League ERA over their 23 starts apiece. Miller led the league in strikeouts (126), WHIP (1.09) and batting average against (.220) on the season.

Even with the strong staff, the Pelicans finished seven games out of first place in the first half and 15.5 out in the second half.

On the major-league side of things, seven former Pelicans made their way up to Chicago and other big league teams. Billy McKinney (New York Yankees), Pedro Araujo (Baltimore Orioles), David Bote (Cubs), Gleyber Torres (Yankees), Duane Underwood Jr. (Cubs), James Norwood (Cubs) and Ryan Cordell (Chicago White Sox) all made it to The Show in 2018.

2019

After their streak of seven-consecutive postseason appearances was snapped during the 2018 season, the 2019 Pelicans faltered again and finished with the second fewest wins in club history. Myrtle Beach finished with a record of 55-81 and for the second straight season they finished ninth in the Carolina League. It was the first time since the 2009 and 2010 seasons in which the Birds failed to make the postseason in consecutive seasons.

The Pelicans set new franchise lows in batting average (.227), hits (972) and at-bats (4274), but their struggles on the offensive side were slightly offset by the pitching staff, especially in the second half. After the All-Star break the Pelicans' pitching staff was bolstered by promotions from Low-A South Bend and collected an ERA of 3.48 which ranked sixth in the league.

One standout on the mound was Jack Patterson who began the year in the Midwest League but was promoted to Myrtle Beach on July 5 and was brilliant. The southpaw delivered a historic run in which he made five starts with the Pelicans and did not give up an earned run in the 23.2 innings that he pitched. He continued that run after his promotion to Double-A Tennessee and ended up throwing 35.0 innings without being charged with an earned run.

The Pelicans were also given a major spark by the flamethrowing Brailyn Marquez, the Cubs' top pitching prospect who matched the temperatures in the month of August with his blistering fastball. In his Myrtle Beach debut, Marquez threw 13 pitches in the first inning, 12 of which were over 100 miles per hour. The lefty held opponents to a .214 batting average against and held a 1.71 ERA in his five appearances with the Birds.

Myrtle Beach was also treated to the loud home runs that Miguel Amaya provided throughout the summer. The Cubs' No. 1 catching prospect displayed his power as he mashed 11 homers and 24 doubles in 99 games. Not only was Amaya fun to watch at the plate, he was equally electric behind the plate as well. The 20-year-old threw out 46 runners, which ranked second in all of Minor League Baseball. Amaya was one of four players in the league to be selected to participate in the SiriusXM Futures Game held in Cleveland, OH during Major League Baseball's All-Star weekend.

One of the most memorable moments of the season came in an early May game against the Salem Red Sox. The Pelicans beat the Sox 12-2 that night, but it was a defensive web gem from the Pelicans' pitcher Javier Assad that was the star of the game. On a bunt up the first base side, Assad ran off the mound to field the ball, but when the baseball popped out of his glove, he instinctively kicked the ball to Cam Balego at first to record the out. The play was the No. 2 play on Sportscenter's Top 10 Plays the following day.

Assad was one of four Pelicans selected to the Mid-Season All-Star game which was held in Frederick. Pitchers Jesus Camargo and Paul Richan and catcher Tyler Payne were the other three representatives from Myrtle Beach.

The Pelicans received a boost offensively in early August when the Chicago Cubs assigned utility man Ben Zobrist to rehab in Myrtle Beach. During his three-game stint, Zobrist launched two home runs and was a vital influence in the clubhouse.

MILLS CUP WINNERS (CAROLINA LEAGUE)

*1999	Myrtle/Wilmington	2006	Kinston	2013	Salem
2000	Myrtle Beach	2007	Frederick	2014	Potomac
2001	Salem	2008	Potomac	2015	Myrtle Beach
2002	Lynchburg	2009	Lynchburg	2016	Myrtle Beach
2003	Winston-Salem	2010	Potomac	2017	*Down East/Lynchburg
2004	Kinston	2011	Frederick	2018	Buies Creek
2005	Frederick	2012	Lynchburg	2019	Wilmington
2021	Charleston **	*Hurricane Floyd		**Low-A East	



2021

Minor League Baseball and the Myrtle Beach Pelicans returned to the ballpark following the cancellation of the 2020 season due to COVID-19. The Pelicans finished two games under .500 at 59-61 in the newly formed Low-A East league, finishing second in the South Division.

2021 saw multiple changes to the schedule, including a 120 game slate and six-game series, taking place from Tuesday through Sunday. After competing in the Carolina League from 1999-2019, the Pelicans matched up against new South Division opponents, including the Augusta GreenJackets, Columbia Fireflies, and eventual champions Charleston RiverDogs for 90 of the 120 games. The Pelicans also played series against other teams from around the Low-A East and former Carolina League teams, including the Lynchburg Hillcats, Salem Red Sox, Down East Wood Ducks, and Fayetteville Woodpeckers.

For the first time under Cubs affiliation, the Pelicans saw an entirely new team come to Myrtle Beach, with each player on the roster wearing the Pelicans uniform for the first time. This was also the Pelicans' first season at the Low-A level with the Cubs, after being the Advance A affiliate of the Braves, Rangers, and Cubs from 1999-2020.

As a team, the Pelicans struggled on the hitting side for a majority of the season. Myrtle Beach posted a .229 batting clip for the year, ranking ninth out of 12 Low-A East teams. The pitching staff was more consistent through the summer, as the Pelicans held a 4.39 team ERA and 1,215 strikeouts, a number that ranked fourth in the league.

DJ Herz anchored the Pelicans' pitching staff with a 3.53 ERA through 65 2/3 innings and a team-leading 105 strikeouts in his 17 starts. After receiving a promotion to High-A South Bend in September, Herz was named the Vedic Himsl Cubs Minor League Pitcher of the Year at the conclusion of the season.


After a slow start to the season, outfielder Jordan Nwogu turned up the heat in the later months of the summer to lead the Pelicans with 10 home runs for the season. The Cubs 2020 3rd round draft pick hit just .147 in the first two months of the season before hitting .288 over July, August, and September with eight homers and 36 RBIs.

The roster was also highlighted by the 16th overall pick in the 2020 MLB draft, shortstop Ed Howard. Despite low batting numbers in his first season of professional baseball, Howard dazzled in the field playing shortstop and second base in 80 games.

Following an over 600 day absence, baseball returned to Pelicans Ballpark on May 11th for the home opener against the Augusta GreenJackets. The Birds rallied for three runs in the bottom of the eighth to take a 4-2 comeback victory in front of over 3,000 Grand Strand fans. The first home series of the season concluded with the only walk-off home run of the year, as first baseman Matt Mervis launched a three-run big fly over the right field wall in the 10th inning to take down Augusta 9-7 on Sunday, May 16th.

The following month, the Pelicans recorded just the second no-hitter in franchise history and first since 2012 with a 5-0 win at Columbia on June 23rd. Herz started the game and lasted five innings with seven strikeouts to pick up his first win of the season. Jeremiah Estrada, Bailey Reid, and Danis Correa held the Fireflies hitless with Pablo Aliendo behind the plate.

DJ Herz was named Vedic Himsl Cubs Minor League Pitcher of the Year in 2021 after tallying 105 strikeouts for the Pelicans. (Larry Kave/Myrtle Beach Pelicans)



One of the most exciting moments at Pelicans Ballpark came on August 10th, as the Pelicans came from five runs down to defeat the Charleston RiverDogs 6-5. Following a two-run double to tie the game in the ninth, Yohendrick Pinango stole third on the first pitch of the next at-bat. After the throw to third went wild into left field, Pinango broke for the plate into a swarm of teammates to grab the Pelicans' seventh consecutive win. The victory launched Birds' manager Buddy Bailey into fourth place all-time with 2,186 career victories as a Minor League Baseball manager.




The Pelicans posted a 12-3 victory over the Down East Wood Ducks on the Fourth of July in 2021

In the return to Minor League Baseball, the Pelicans recorded four sellouts, with two coming on the Fourth of July weekend. In front of 6,599 fans, the Pelicans blew out the Down East Wood Ducks 12-3 on Independence Day, with the home crowd being treated to a postgame fireworks show.

PELICANS' ATTENDANCE

Year	Total	Average
2005	198,092	2,871
2006	200,152	3,079
2007	215,059	3,117
2008	242,397	3,565
2009	238,287	3,610
2010	223,176	3,282
2011	213,200	3,280
2012	220,273	3,288
2013	222,406	3,370
2014	241,026	3,652
2015	240,357	3,877
2016	227,491	3,500
2017	233,126	3,587
2018	219,589	3,327
2019	226,247	3,377
2021	202,272	3,487



In 2017, manager Buddy Bailey became the 11th minor league skipper to reach 2,000 career victories. Bailey moved into 4th place all-time with his 2,186th win in 2021.



YEARLY TEAM PITCHING TOTALS

YEAR	W-L	ERA	CG	SHO	SV	IP	H	R	ER	HR	HB	BB	SO	WP	BK
1999	79-60	3.51	0	0	41	1247.1	1056	552	486	95	31	559	1159	88	1
2000	88-52	2.51	8	4	43	1205.2	908	395	336	68	38	382	1089	63	0
2001	71-67	3.36	4	1	39	1205.2	1086	526	450	88	53	347	1102	54	2
2002	79-61	3.20	8	4	37	1212.2	1098	504	431	65	66	392	1010	53	0
2003	56-82	3.63	4	1	20	1190.2	1147	580	480	75	40	493	978	70	0
2004	75-63	3.44	3	1	19	1203.0	1097	533	460	65	51	456	1051	76	0
2005	61-79	4.11	1	0	9	1233.0	1236	661	563	107	45	545	993	104	0
2006	72-68	4.44	6	1	41	1210.0	1229	673	597	99	54	518	872	64	0
2007	59-80	4.44	1	1	37	1215.1	1212	728	599	106	76	652	1005	112	0
2008	89-51	3.48	4	11	51	1230.2	1102	596	476	88	66	493	1080	71	0
2009	53-84	4.67	3	7	33	1185.2	1199	710	615	86	104	574	1062	110	0
2010	58-82	4.00	2	5	28	1249.0	1261	664	555	83	71	449	1104	76	0
2011	72-67	3.32	3	12	40	1240.1	1124	545	458	76	61	389	1179	87	1
2012	74-65	3.28	3	13	36	1227.2	1116	524	447	80	64	390	1111	64	0
2013	77-62	3.71	2	8	35	1211.2	1091	605	499	87	80	535	1105	91	3
2014	82-56	3.43	1	9	40	1223.2	1095	550	466	80	72	564	1044	84	12
2015	81-57	3.01	2	13	43	1183.0	1035	441	395	63	53	339	921	62	6
2016	82-57	3.47	2	14	48	1226.2	1176	545	473	65	54	411	1032	84	10
2017	73-67	3.65	4	16	42	1215.1	1166	583	493	88	72	430	1110	104	5
2018	61-78	3.51	1	16	36	1178.1	1065	565	460	67	65	433	1064	108	7
2019	55-81	3.96	2	10	26	1171.1	1141	585	516	93	65	385	1083	71	15
2021	59-61	4.39	0	7	25	1032.2	925	582	504	104	71	505	1215	127	23

YEARLY TEAM BATTING TOTALS

YEAR	AVG.	AB	R	H	2B	3B	HR	RBI	BB	SO	SB	CS	E
1999	.250	4768	637	1193	240	49	105	578	427	1190	108	54	124
2000	.238	4502	567	1069	225	31	92	503	431	1166	104	57	134
2001	.241	4492	553	1083	221	14	95	512	422	1147	97	72	129
2002	.255	4561	555	1161	218	32	66	501	419	860	136	76	121
2003	.254	4494	506	1142	209	25	68	446	389	914	109	77	118
2004	.256	4518	558	1158	227	32	71	498	397	873	142	73	119
2005	.249	4667	596	1161	248	16	94	538	459	1137	121	76	148
2006	.257	4594	599	1182	223	18	82	551	484	884	152	58	128
2007	.255	4616	583	1178	214	35	82	538	449	970	144	79	148
2008	.260	4678	764	1217	298	35	153	705	518	1019	109	52	173
2009	.245	4519	550	1105	209	23	114	503	353	1063	73	65	166
2010	.238	4733	575	1126	207	36	95	511	416	1070	104	62	154
2011	.256	4737	602	1214	258	34	74	550	427	929	95	55	138
2012	.247	4606	534	1136	215	16	68	472	349	882	113	51	142
2013	.249	4548	621	1134	243	31	64	551	484	1001	132	54	153
2014	.258	4645	683	1200	246	48	111	627	479	1134	154	71	149
2015	.253	4427	581	1118	229	36	66	522	488	866	94	45	84
2016	.254	4617	639	1174	259	41	90	570	531	1075	169	53	124
2017	.252	4621	585	1165	191	24	101	514	410	1079	62	49	135
2018	.232	4360	468	1013	173	21	55	409	447	1052	101	46	155
2019	.227	4272	518	972	190	24	73	463	499	1093	136	75	121
2021	.229	3895	531	892	165	27	73	466	400	1154	71	26	121

POSTSEASON RESULTS

1999 CAROLINA LEAGUE SOUTHERN DIVISION SERIES vs. Kinston Indians

DATE	SITE	RESULT	WINNER	LOSER	SAVE	ATT
September 6	MYRTLE BEACH	W, 6-1	Rivera	Drese	Pacheco	2,402
September 7	Kinston	L, 10-7	Brewington	Voyles	Mays	788
September 8	Kinston	W, 5-3	Pacheco	Sabathia	Greene	902

Myrtle Beach wins best-of-three series, 2-1

1999 CAROLINA LEAGUE MILLS CUP CHAMPIONSHIP SERIES vs. Wilmington Blue Rocks

DATE	SITE	RESULT	WINNER	LOSER	SAVE	ATT
September 9	Wilmington	L, 1-0	George	Lee	Sonnier	2,145
September 10	Wilmington	W, 2-1	Sobkowiak	Thorn	Greene	2,405
September 12	MYRTLE BEACH	W, 6-0	Rivera	Guerrero	Pacheco	3,277
September 13	MYRTLE BEACH	L, 7-3	Thurman	Corey	None	2,642

With best-of-five series tied 2-2, Myrtle Beach and Wilmington declared co-champions due to Hurricane Floyd

2000 CAROLINA LEAGUE MILLS CUP CHAMPIONSHIP SERIES vs. Lynchburg Hillcats

DATE	SITE	RESULT	WINNER	LOSER	SAVE	ATT
September 7	MYRTLE BEACH	W, 2-1	Chavez	Spurling	None	2,123
September 8	MYRTLE BEACH	W, 7-4	Spooneybarger	Padua	Voyles	3,308
September 9	Lynchburg	W, 5-2	Kent	Gonzalez	Voyles	1,258

Myrtle Beach wins best-of-five series, 3-0

2002 CAROLINA LEAGUE SOUTHERN DIVISION SERIES vs. Kinston Indians

DATE	SITE	RESULT	WINNER	LOSER	SAVE	ATT
September 4	Kinston	L, 2-1	Sturkie	Aguilar	None	898
September 5	MYRTLE BEACH	L, 5-4	Cooper	Roberts	Pinales	1,807

Kinston wins best-of-three series, 2-0

2008 CAROLINA LEAGUE SOUTHERN DIVISION SERIES vs. Winston-Salem Warthogs

DATE	SITE	RESULT	WINNER	LOSER	SAVE	ATT
September 3	MYRTLE BEACH	W, 6-4	Diamond	Long	Tejeda	2,130
September 4	MYRTLE BEACH	L, 6-5	Ely	Rivas	None	1,899
September 5	Winston-Salem	W, 5-1	Rohrbough	Santeliz	None	814
September 6	Winston-Salem	W, 11-5	Reynoso	Dubee	None	650

Myrtle Beach wins best-of-five series, 3-1

2008 CAROLINA LEAGUE MILLS CUP CHAMPIONSHIP SERIES vs. Potomac Nationals

DATE	SITE	RESULT	WINNER	LOSER	SAVE	ATT
September 8	MYRTLE BEACH	L, 15-0	Atilano	Diamon	None	1,457
September 9	MYRTLE BEACH	W, 6-4	Rivas	Mandel	Tejeda	1,877
September 11	Potomac	L, 8-7	Wilkie	Butts	None	1,373
September 12	Potomac	L, 8-2	Arnesen	Rohrbough	None	1,314

Potomac wins best-of-five series, 3-1

2011 CAROLINA LEAGUE SOUTHERN DIVISION SERIES vs. Kinston Indians

DATE	SITE	RESULT	WINNER	LOSER	SAVE	ATT
September 7	MYRTLE BEACH	W, 4-1	Grimm	Cook	West	1,785
September 8	MYRTLE BEACH	L, 8-6	Murata	Hurley	Guilmette	2,116
September 9	Kinston	L, 7-0	Goodnight	De Los Santos	None	1,140
September 10	Kinston	L, 9-2	Rayl	Gomez	None	877

Kinston wins best-of-five series, 3-1

2012 CAROLINA LEAGUE SOUTHERN DIVISION SERIES vs. Winston-Salem Dash

DATE	SITE	RESULT	WINNER	LOSER	SAVE	ATT
September 5	Winston-Salem	W, 4-1	Jackson	Johnson	Rowen	2,324
September 6	Winston-Salem	L, 5-3	Vance	Osborne	Thompson	2,582
September 7	Winston-Salem	L, 9-0	Bassitt	McBride	None	2,898

Winston-Salem wins best-of-three series, 2-1

2013 CAROLINA LEAGUE SOUTHERN DIVISION SERIES vs. Salem Red Sox

DATE	SITE	RESULT	WINNER	LOSER	SAVE	ATT
September 4	Salem	L, 1-0	Younginer	McElwee	None	4,047
September 5	MYRTLE BEACH	L, 4-3	Price	McBride	None	2,449

Salem wins best-of-three series, 2-0

2014 CAROLINA LEAGUE SOUTHERN DIVISION SERIES vs. Salem Red Sox

DATE	SITE	RESULT	WINNER	LOSER	SAVE	ATT
September 3	MYRTLE BEACH	L, 3-1 (10)	Martin	De Los Santos	None	1,302
September 4	MYRTLE BEACH	W, 4-1	Parra	Light	Leclerc	2,523
September 5	MYRTLE BEACH	W, 5-0	James	Kukuk	None	1,835

Myrtle Beach wins best-of-three series, 2-1



POSTSEASON RESULTS

2014 CAROLINA LEAGUE MILLS CUP CHAMPIONSHIP SERIES vs. Potomac Nationals

DATE	SITE	RESULT	WINNER	LOSER	SAVE	ATT
September 6	MYRTLE BEACH	W, 2-0	Bell	Dickson	De Los Santos	1,501
September 7	MYRTLE BEACH	L, 3-0	Bacus	Payano	Mendez	1,518
September 9	Potomac	L, 12-7	Turnbull	Wolff	None	1,372
September 10	Potomac	L, 5-1	Silvestre	Parra	None	1,632

Potomac wins best-of-five series, 3-1

2015 CAROLINA LEAGUE SOUTHERN DIVISION SERIES vs. Winston-Salem Dash

DATE	SITE	RESULT	WINNER	LOSER	SAVE	ATT
September 9	Winston-Salem	L, 2-1	Clark	Underwood Jr.	Goldberg	2,646
September 10	MYRTLE BEACH	W, 4-3	Markey	Almonte	Berg	4,003
September 11	MYRTLE BEACH	W, 4-3	Martinez	Brennan	Garner	2,408

Myrtle Beach wins best-of-three series, 2-1

2015 CAROLINA LEAGUE MILLS CUP CHAMPIONSHIP SERIES vs. Wilmington Blue Rocks

DATE	SITE	RESULT	WINNER	LOSER	SAVE	ATT
September 13	Wilmington	W, 3-2 (10)	Berg	Rico	None	1,575
September 14	Wilmington	W, 2-0	Skulina	Junis	Berg	1,582
September 15	MYRTLE BEACH	W, 3-2	Berg	Rico	None	4,108

Myrtle Beach wins best-of-five series, 3-0

2016 CAROLINA LEAGUE SOUTHERN DIVISION SERIES vs. Salem Red Sox

DATE	SITE	RESULT	WINNER	LOSER	SAVE	ATT
September 7	MYRTLE BEACH	W, 8-1	Clifton	Kopech	None	2,110
September 8	Salem	L, 5-1	Ball	Morrison	None	3,843
September 9	Salem	W, 2-1	Nance	Pimentel	McNeil	2,336

Myrtle Beach wins best-of-three series, 2-1

2016 CAROLINA LEAGUE MILLS CUP CHAMPIONSHIP SERIES vs. Lynchburg Hillcats

DATE	SITE	RESULT	WINNER	LOSER	SAVE	ATT
September 10	MYRTLE BEACH	L, 4-3 (12)	Fitzsimmons	Pugliese	None	1,785
September 11	MYRTLE BEACH	W, 8-3	Norwood	Hartson	None	1,842
September 13	Lynchburg	W, 7-0	Clifton	Lugo	None	1,755
September 14	Lynchburg	W, 5-3	Pugliese	Brown	McNeil	1,848

Myrtle Beach wins best-of-five series, 3-1

2017 CAROLINA LEAGUE SOUTHERN DIVISION SERIES vs. Down East Wood Ducks

DATE	SITE	RESULT	WINNER	LOSER	SAVE	ATT
September 7	Down East	L, 4-1	Hernandez	Rucker	Pelham	1,188
September 8	MYRTLE BEACH	L, 2-1 (7)	Martinez	Mills	Williams	3,225

Down East wins best-of-three series, 2-0



The Pelicans' 2017 title marked the first time the Carolina League had outright back-to-back champions since the Winston-Salem Spirits, who were also a Cubs affiliate, did so in 1985-86.

<u>Date and Location Ballpark</u>		<u>Result</u>	<u>Pelicans Players/Stats</u>
1999	June 22 Lake Elsinore, CA (Lake Elsinore Diamond)	(W) 10-6 Carolina	2B - Marcus Giles: 1-for-3 P - Jason Flach: 1.0 IP, 0 H, 0 R
2000	June 20 Kinston, NC (Grainger Stadium)	(W) 5-4 Carolina	C - Steve Torrealba: 0-for-2 P - Billy Sylvester: W, 1.0 IP, 0 H, 0 R
2001	June 19 Lancaster, CA (Lancaster Municipal)	(L) 7-5 California	3B - Tory Cameron: 0-for-1, K CF - Ryan Langerhans: 1-for-2, 2B SS - Wilson Betemit: 1-for-3, 2 R P - Trey Hodges: L, 2 IP, 4 H, 3 R, 1 ER
2002	June 18 Wilmington, DE (Daniel Frawley Stadium)	3-3 (Tie)	P - Dan Curtis: 1.0 IP, 0 H, 0 R P - Kevin Barry: 1.0 IP, 0 H, 0 R
2003	June 25 Racho Cucamonga, CA (The Epicenter)	(W) 5-3 Carolina	3B - Andy Marte: 1-for-3, 2B, R, RBI SS - Tony Pena: 2-for-2, 2B, R P - Macay McBride: 1 IP, 2 H, 2 R, 1 ER
2004	June 29 San Bernardino, CA (Arrowhead C.U. Park)	(L) 5-2 California	RF - Jeff Francoeur: 2-for-4, RBI C - Brian McCann: 0-for-1, GDP P - Anthony Lerew: 1.0 IP, 0 H, 0 R P - Matt Wright: 1.0 IP, 1 H, 0 R
2005	June 28 Frederick, MD (Harry Grove Stadium)	(W) 8-0 Carolina	C - Jarrod Saltalamacchia: 1-for-2 P - Brady Endl: 1.0 IP, 1 H, 0 R
2006	June 27 Salem, VA (Salem Memorial Stadium)	(W) 6-3 Carolina	P - Kelvin Villa: 1.0 IP, 1 H, 0 R
2007	June 19 Stockton, CA (Banner Island Ballpark)	(L) 10-5 California	P - Moises Hernandez: 1 IP, 2 H, 2 R, 2 ER
2008	June 24 Myrtle Beach, SC (BB&T Coastal Field)	(W) 3-1 Carolina	SS - Brandon Hicks: 1-for-4, RBI 2B - Travis Jones: 0-for-1 DH - Ernesto Mejia: 1-for-4, RBI P - Kyle Cofield: 1.0 IP, 0 H, 0 R P - Byan Dumesnil: 0.2 IP, 0 H, 0 R P - Ryne Reynoso: 1.0 IP, 3 H, 1 R, 1 ER OF - Cody Johnson: 0-for-4
2009	June 23 Lake Elsinore, CA (Lake Elsinore Diamond)	(L) 2-1 California	
2010	June 22 Myrtle Beach, SC (BB&T Coastal Field)	(W) 4-3 Carolina	P - Julio Teheran: 2 IP, 1 H, 0 R, 2 K P - J.J. Hoover: 0.2 IP, 0 H, 0 R, 2 K
2011	June 21 Modesto, CA (John Thurman Field)	(L) 6-1 California	OF - Ryan Strausborger: 1-for-4 C - Zach Zaneski: 0-for-2 P - Joe Wieland: 1.0 IP, 1 K P - Robbie Ross: 1.0 IP, 2 K P - Cody Buckel: 1.0 IP, 2 K P - Randy Henry: 1.0 IP, 1 K P - Kyle Hendricks: 1.0 IP, 1 K
2012	June 19 Winston-Salem, NC (BB&T Ballpark)	(W) 9-1 Carolina	

FORMER PELICANS ON THE CUBS 40-MAN:

RHP	Adbert Alzola (2017)	IF	David Bote (2016)
LHP	Brailyn Marquez (2019)	IF	Ian Happ (2016)
RHP	Kyle Hendricks (2012)	RHP	Keegan Thompson (2018)
OF	Jason Heyward (2008-09)	RHP	Scott Effross (2019)
RHP	Cory Abbott (2018)	RHP	Tommy Nance (2016, 2019)
RHP	Alec Mills (2017)	RHP	Ethan Roberts (2019)
RHP	Manuel Rodriguez (2019)		
LHP	Justin Steele (2018-19)		
C	Miguel Amaya (2019)		
C	Willson Contreras (2017)		

**** As of March 15, 2022**

PELICANS IN THE ALL-STAR GAME

2013 June 18
San Jose, CA (San Jose Municipal Stadium)

(W) 12-2
Carolina

2B - Rougned Odor: 1-for-5, 2 R
 SS - Luis Sardinas: 1-for-2, 2 RBI
 P - Alec Asher: 1.0 IP, 2 H, 1 R, 1 ER, 1 K
 P - Luke Jackson: W, 1.0 IP, 0 H, 0 R, 1 K
 P - Nick Martinez: 1.0 IP, 0 R, 1 K
 C - Jorge Alfaro: 1-for-2, R, 3B
 1B - Preston Beck: 1-2, BB
 RF - Chris Garcia: 1-3, R, K, CS
 P - Andrew Faulkner: 1 IP, 0 H, 0 R, 2 K
 P - Alexander Claudio: 1 IP, 0 H, 0 R, 1 K
 3B - Joey Gallo: DNP
 OF - Nick Williams: DNP
 P - Alex "Chi Chi" Gonzalez: DNP
 RF/CF - Mark Zagunis: 2-5, RBI, 2 K
 3B - Jeimer Candelario: 2-4, 2B
 P - Duane Underwood Jr.: 1 IP, H, R, ER
 - Jonathan Martinez: 1 IP, H, 0 R, 0 ER, K
 INF - Ian Happ: 0-2
 P - Zach Hedges: 1.0 IP, K
 P - Jake Stettinet: 1.0 IP, 0 H, 0 R, 0 ER
 P - Trevor Clifton (SV): 0.2 IP, H, 0 R, 0 ER
 INF - Bryant Flete: 0-2
 DH - Eloy Jimenez: 0-3
 OF - Daniel Spingola: 0-2
 Adbert Alzola (L): 1 IP, 2 H, 2 R, 2 ER, BB
 P - Justin Steele: 1.0 IP, 0 H, 0 R, 0 ER, K
 P - Pedro Araujo: DNP
 INF - Aramis Ademan: 0-1
 C - Johnny Pereda 0-1, BB, RS
 1B - Pavin Pepton (H): 0.2 IP, 1 H, 1 R, 1 ER, 1 HR

 P - Javier Assad: 1 IP, 0 H, 0 R, 2 K
 P - Jesus Camargo: 1 IP, 0 H, 0 R, 2 K
 1B - Rich (L): 1 IP, 3 R, 3 ER, 2 H, 2 K, 1 HR
 C - Tyler Payne: 0-1, BB, RS

2014 June 17
Wilmington, DE (Frawley Stadium)

(L) 3-2

2015 June 23
Rancho Cucamonga, CA (LoanMart Field)

(L) 9-2

2016 June 21
Lake Elsinore, CA (The Diamond)

(W) 6-4

2017 June 20
Salem, VA (Haley Toyota Field)

(L) 2-0

2018 June 19
Zebulon, N.C. (Five County Stadium)

(W) 7-6

2019 June 18
Frederick, MD (Nymeo Field at)

(W) 7-6

2021 No All-Star Game

P - Javier Assad: 1 IP, 0 H, 0 R, 2 K
P - Jesus Camargo: 1I P, 0 H, 0 R, 2 K
P - Paul Richan (L): 1 IP, 3 R, 3 ER, 2 H, 2 K, 1 HR
C - Tyler Payne: 0-1, BB, RS

100



2. Assad went 4-10 on the season with

9. Assad went 4-10 on the season with

History



Javier Assad was one of four All-Star selections from the Pelicans in 2019. Assad went 4-10 on the season with an ERA of 3.87 in 22 starts on the season.

FROM THE BEACH TO THE BIGS

SORTED ALPHABETICALLY

Player	Year(s) w/ MB	MLB Debut	Team	Player	Year(s) w/ MB	MLB Debut	Team
Cory Abbott (P)	2018	6/5/2021	Cubs	Brandon Hicks (IF)	2008	5/5/2010	Braves
Juan Abreu (P)	2010	8/29/2011	Astros	P J Higgins (C)	2017-18	5/19/2021	Cubs
Winston Abreu (P)	1999	8/6/2006	Orioles	Trey Hodges (P)	2001	9/10/2002	Braves
Manny Acosta (P)	2003-05	8/12/2007	Braves	J.J. Hoover (P)	2009-10	4/25/2012	Reds
Hanser Alberto (OF)	2012-14	5/29/2015	Rangers	Jared Hoying (OF)	2011-12	5/23/2016	Rangers
Cory Aldridge (OF)	2000	9/5/2001	Braves	Tim Hudson (P)***	2009	6/8/1999	Athletics
Jorge Alfaro (C)	2013-14	9/12/2016	Phillies	Luke Jackson (P)	2012-13	9/4/2015	Rangers
Adbert Alzolay (P)	2017,19	6/20/2019	Cubs	Chuck James (P)	2005	9/28/2005	Braves
Elvis Andrus (IF)	2007	4/6/2009	Rangers	Kelly Johnson (IF)	2002	5/29/2005	Braves
Pedro Araujo (P)	2016-17	3/31/2018	Orioles	Brandon Jones (OF)	2005-06	9/16/2007	Braves
Jose Ascanio (P)	2005-06	7/13/2007	Braves	Eloy Jimenez	2019	3/28/2019	White Sox
Alec Asher (P)	2013	8/30/2015	Phillies	Keone Kela (P)	2014	4/7/2015	Rangers
Luis Atilano (P)	2006	4/23/2010	Nationals	Ryan Kelly (P)	2011	6/30/2015	Braves
Steve Avery (P)**	2000	6/13/1990	Braves	Phil Klein (P)	2011-2013	8/1/2014	Rangers
Luis Avilan (P)	2010	7/14/2012	Braves	Craig Kimbrel (P)	2008-09	5/7/2010	Braves
Kevin Barry (P)	2002	6/26/2006	Braves	Ben Kozlowski (P)	2001-02	11/19/2002	Rangers
Brandon Beachy (P)	2009	9/20/2010	Braves	Alex Lange (P)	2018-2019	4/10/2021	Tigers
Matt Belisle (P)	2000	9/7/2003	Reds	Ryan Langerhans (OF)	2000-01	4/28/2002	Braves
Chad Bell (P)	2011-12, 2014	5/10/2017	Tigers	Adam LaRoche (IF)	2001-02	4/7/2004	Braves
Jeff Bennett (P)***	2008	4/6/2004	Brewers	Jose Leclerc (C)	2014	7/6/2016	Rangers
Wilson Betemit (IF)	2001	9/18/2001	Braves	Anthony Lerew (P)	2004	9/4/2005	Braves
Paul Blackburn (P)	2015	7/1/2017	Athletics	Jeff Locke (P)	2009	9/10/2011	Pirates
Gregor Blanco (OF)	2003-04	3/30/2008	Braves	Vimal Manchani (IF)	2017-18	7/26/2020	Athletics
Jung Bong (P)	2000-01	4/23/2002	Braves	Dillon Maples (P)	2016-17	9/3/2017	Cubs
J.C. Boscan (C)	2001-03	10/1/2010	Braves	Brailyn Marquez (P)	2019	9/27/2020	Cubs
Wilfredo Boscan (P)	2011	5/19/2016	Pirates	Jason Marquis (P)	1999	6/6/2000	Braves
Christopher Bostick (INF/OF)	2014	5/8/2017	Pirates	Andy Marte (IF)	2003	6/7/2005	Braves
David Bote (IF)	2016	4/21/2018	Cubs	Nick Martinez (P)	2013	4/5/2014	Rangers
Blaine Boyer (P)	2004	6/12/2005	Braves	Macay McBride (P)	2003	6/6/2005	Braves
Lewis Brinson (OF)	2014	6/11/2017	Brewers	Brian McCann (C)	2004, 2009***	6/10/2005	Braves
Michael Broadway (P)	2008-09	6/13/2015	Giants	Chris McGuiness (IF)	2011	6/7/2013	Rangers
Jeimer Candelario (IF)	2015	7/3/2016	Cubs	Billy McKinney (IF)	2015	3/30/2018	Yankees
Barbaro Canizares (IF/OF)	2006	6/11/2009	Braves	Kris Medlen (P)	2007	5/21/2009	Braves
Jose Capellan (P)	2004	9/12/2004	Braves	Roman Mendez (P)	2012	7/8/2014	Rangers
Victor Caratini (C)	2015	6/28/2017	Cubs	Dan Meyer (P)	2003	9/14/2004	Braves
Erick Castillo (C)	2016	10/1/2021	Cubs	Tyson Miller (P)	2018	8/17/2020	Cubs
Ramon Castro (UTIL)	2000	6/21/2004	Athletics	Zach Miner (P)	2003	6/4/2006	Tigers
Jaye Chapman (P)	2008-10	9/4/2012	Cubs	Charlie Morton (P)	2006	6/14/2008	Braves
Alexander Claudio (P)	2014	8/13/2014	Rangers	Tommy Nance (P)	2016, 2018	5/17/2021	Cubs
Paul Clemens (P)	2010	4/9/2013	Astros	Joey Naton (P)	1999	9/23/2000	Cubs
Brad Clontz (P)*	2001	4/26/1995	Braves	Brett Nicholas (C/1B)	2011-12	4/11/2016	Rangers
William Collazo (P)	2003	9/5/2007	Mets	James Norwood	2016-17	7/11/2018	Braves
Roman Colon (P)	2002	8/21/2004	Braves	Brett Oberholzer (P)	2010	4/21/2013	Astros
Gerardo Concepcion (P)	2015	6/21/2016	Cubs	Rougued Odor (2B)	2013	5/8/2014	Rangers
Willson Contreras (C)***	2017	6/17/2016	Cubs	Mike Olt (IF)	2011	8/2/2012	Rangers
Ryan Cordell (OF)	2014	9/3/2018	White Sox	Peterson T. Orr (UTIL IF)	2001-02	4/5/2005	Braves
David Cortes (P)**	2001	8/30/1999	Braves	Joseph Ortiz (P)	2011	3/31/2013	Rangers
Erik Cordier (P)	2009	9/3/2014	Giants	Jimmy Osting (P)	2000	5/2/2001	Padres
Kyle Davies (P)	2004	5/21/2005	Braves	James Parr (P)	2006-07	9/4/2008	Braves
Joe Dawley (P)	2001	9/29/2002	Braves	Tyler Payne (C)	2019	10/3/2021	Cubs
Randall Delgado (P)	2010	6/17/2011	Braves	Brayan Pena (C)	2002-03	5/23/2005	Braves
Chris Denorfia (IF)***	2015	9/7/2005	Reds	Tony Pena Jr. (IF)	2003	4/13/2006	Braves
Mark DeRosa (IF)***	2002	9/2/1998	Braves	Martin Prado (IF)	2005	4/23/2006	Braves
Joey Devine (P)	2005-06	8/20/2005	Braves	Scott Proctor (P)	2010***	4/20/2004	Yankees
Scott Diamond (P)	2008	7/18/2011	Twins	Horacio Ramirez (P)	2000	4/2/2003	Braves
Ryan Drese (P)*	2007	7/29/2001	Indians	Neil Ramirez (P)	2011	4/25/2014	Cubs
Jon Edwards (P)	2012-2013	8/15/2014	Rangers	Cory Rasmus (P)	2010	5/22/2013	Braves
Cody Ege (P)	2013-14	4/23/2016	Marlins	Jo-Jo Reyes (P)	2006	7/7/2007	Braves
Jerad Eickhoff (P)	2013	8/21/2015	Phillies	Luis Rivera (P)	1999	4/4/2000	Braves
John Ennis (P)	2001	4/10/2002	Braves	Drew Robinson (INF/OF)	2013	4/5/2017	Rangers
Robbie Erlin (P)	2011	4/30/2013	Padres	Manny Rodriguez (P)	2019	7/30/2021	Cubs
Andrew Faulkner (P)	2014	8/31/2015	Rangers	Robbie Ross (P)	2011	4/8/2012	Rangers
Tyler Flowers (C)	2008	9/3/2009	White Sox	Ben Rowen (P)	2012	6/15/2014	Rangers
Wilmer Font (P)	2012	9/18/2012	Rangers	Michael Rucker (P)	2017	7/30/2021	Cubs
John Foster (P)	2000	4/24/2002	Braves	Jarrod Saltalamacchia (C)	2005	5/2/2007	Atlanta
Jeff Francoeur (OF)	2004	7/7/2005	Braves	Clint Sammons (C)	2006-07	9/12/2007	Braves
Freddie Freeman (IF)	2009	9/1/2010	Braves	Luis Sardinas (SS)	2013	4/20/2014	Rangers
Rafael Furcal (IF)	1999	4/4/2000	Braves	Jordan Schafer (OF)	2007-08	4/5/2009	Braves
Joey Gallo (IF/OF)	2014	6/2/2015	Rangers	Taylor Scott	2015	6/8/2019	Mariners
Leury Garcia (IF)	2011	4/6/2013	Rangers	Jason Shieff (P)	1999	9/8/2002	Padres
Cory Gearrin (P)	2008-09	4/25/2011	Braves	Zack Short (IF)	2017	4/21/2021	Tigers
Marcus Giles (IF)	1999, 2004***	4/17/2001	Braves	Scott Sobkowiak (P)	1999, 02	10/7/2001	Braves
Trent Giambrone (INF)	2017	9/29/2021	Cubs	Jorge Soler (OF)***	2015	8/27/2014	Cubs
Tom Glavine (P)**	2008	8/17/1987	Braves	Tim Spooneybarger (P)	2000	9/5/2001	Braves
Alex "Chi Chi" Gonzalez (P)	2013-14	5/30/2015	Rangers	Zeke Sprull (P)	2010	6/21/2013	D'Backs
Philip Gosselin (IF/OF)	2010	8/16/2013	Braves	Adam Stern (OF)	2002-03	7/7/2005	Red Sox
Nick Green (IF)	2000-01	5/15/2004	Braves	Justin Steele (P)	2017-18		Cubs
Justin Grimm (P)	2011	6/16/2012	Rangers	Ryan Strauszborger (OF)	2011	8/5/2015	Rangers
Mike Hampton (P)***	2008	4/17/1993	Mariners	Jesus Sucre (C)	2009-10	5/24/2013	Mariners
Jacob Hanemann (OF)	2015	9/9/2017	Mariners	Julio Teheran (P)	2010	5/7/2011	Braves
Tommy Hanson (P)	2007-08	6/7/2009	Braves	Tomas Telis (C)	2012	8/25/2014	Rangers
Ian Happ (INF/OF)	2016	5/13/2017	Cubs	Nick Tepesch (P)	2012	4/9/2013	Rangers
Matt Harrison (P)	2006	7/8/2008	Rangers	Chuck Thomas (OF)	2001-03	6/23/2004	Braves
Thomas Hatch (P)	2017	7/26/2020	Blue Jays	Keegan Thompson (P)	2018	5/2/2021	Cubs
Deunte Heath (P)	2007-08	1/1/2012	White Sox	Scott Thorman (IF)	2003-04	6/18/2006	Braves
Kyle Hendricks (P)	2012	7/10/2014	Cubs	Steve Torrealba (C)	1999-00	10/6/2001	Braves
Diory Hernandez (IF)	2005-07	5/21/2009	Braves	Gleyber Torres (IF)	2016	4/22/2018	Yankees
Gorkys Hernandez (OF)	2008	5/21/2012	Pirates	Jen-Ho Tseng (P)	2015	9/14/2017	Cubs
Luis Hernandez (IF)	2004	7/8/2007	Orioles	Duane Underwood Jr.	2015-16	6/25/18	Cubs
Odubel Herrera (OF)	2012-14	4/6/2015	Phillies	Jonny Venters (P)	2007-08	4/17/2010	Braves
Mike Hesselman (IF)	1999	8/22/2003	Braves	Christian Villanueva (INF)	2012	9/18/2017	Padres
Jason Heyward (OF)	2008-09	4/5/2010	Braves				

*Did not return to big leagues after playing in Myrtle Beach

***MLB Rehab Assignment

**Debuted in the big leagues prior to playing in Myrtle Beach but returned to the majors

SORTED ALPHABETICALLY

Player	Year(s) w/ MB	MLB Debut	Team
Arodys Vizcaino (P)	2010	8/10/2011	Braves
Jason Vosler (IF)	2016	4/24/2021	Giants
Brad Voyles (P)	1999-01	9/8/2001	Royals
Adam Wainwright (P)	2002	9/11/2005	Cardinals
Chris Waters (P)	2002-05	8/5/2008	Orioles
Matt West (P)	2011-2012	7/10/2014	Rangers
Sean White (P)	2004-05	4/4/2007	Mariners
Joe Wieland (P)	2011	4/14/2012	Padres
Nick Williams (OF)	2014	6/30/2017	Phillies
Joe Winkelsas (P)**	2001	4/10/1999	Braves
Dewayne Wise (OF)**	2004	4/6/2000	Blue Jays
Matt Young (OF)	2006-07	4/3/2011	Braves
Mark Zagunis (OF)	2015	6/22/2017	Cubs
Ben Zobrist (U) ***	2019	8/1/2006	Devil Rays

*Did not return to big leagues after playing in Myrtle Beach

***MLB Rehab Assignment

**Debuted in the big leagues prior to playing in Myrtle Beach but returned to the majors

ALL-TIME ROSTER

HISTORY | ALL-TIME ROSTER



ABREU, Juan (P)	2010
ABREU, Winston (P)	1999
ACOSTA, Jorge (P)	2007
ACOSTA, Manny (P)	2003-05
ADAIR, Travis (OF)	2011
ADEMAN, Aramis (IF)	2018-19
ADAMS, Trever (IF)	2013
AGUILAR, Ray (P)	2002, '04
ALAMO, Tyler (C)	2017-18
ALBERT, Rick (Hitting Coach)	2007-10
ALBERTO, Hanser (IF)	2012-14
ALBERTOS, Jose (P)	2021
ALCANTARA, Ricky (Trainer)	2006-07
ALDRIDGE, Cory (OF)	2000
ALFARO, Jorge (C)	2013-14
ALIENDO, Pablo (C)	2021
ALMONTE, Jose (P)	2021
ALVAREZ, Juan Azael (P)	2005
ALVAREZ, Roberto (OF)	2007-08
ALZOLAY, Adbert (P)	2017, '19
AMAYA, Gioskar (C)	2016
AMAYA, Miguel (C)	2019
AMERICAAN, Edmond (OF)	2021
ANDERSON, Chris (C)	2008-10
ANDERSON, Devin (P)	2006
ANDERSON, Travis (C)	2002
ANDRUS, Elvis (IF)	2007
ARAUJO, Pedro (P)	2016-17
ARTIS, D.J. (OF)	2019
ARNOLD, Derrick (IF)	2007, '08
ASSAD, Javier (P)	2019
ASCANIO, Jose (P)	2005-06
ASHER, Alec (P)	2013
ATILANO, Luis (P)	2006
AVERY, Steve (P)	2000
AVILA, Gerardo (IF)	2010
AVILAN, Luis (P)	2010
AYALA, Luis (OF)	2018



BAEZ, Jeffrey (OF)	2015-16
BAILEY, Buddy (Manager)	2016-18, 2021
BAKER, Ryan (P)	2002
BALAGUERT, Yasiel (IF)	2016
BALEGO, Cam (IF)	2019
BARBA, Ryan (SS)	2010
BARKSDALE, James (C)	2005-06
BARRETT, Eric (P)	2009
BARRY, Kevin (P)	2002
BASNER, Ryan (P)	2004
BASS, Jayson (OF)	1999

BAUTISTA, Flemin (INF)	2021
BEACHY, Brandon (P)	2009
BECK, Preston (OF)	2013-14
BELISLE, Matt (P)	2000
BELL, Chad (P)	2011-12
BENNETT, Jeff (P)	2008
BENNETT, Paul (IF)	2007-08
BENT, Andy (P)	2001
BERG, David (P)	2015-17
BERNARD, Miguel (C)	2003-05
BERRYHILL, Thomas (P)	2010
BETEMIT, Wilson (IF)	2001
BETHENCOURT, Jhonny (IF)	2019
BLACKBURN, Paul (P)	2015
BLAKENEY, Jacob (P)	2004-05
BLANCO, Gregor (OF)	2003-04
BLOOMQUIST, Casey (P)	2017-18
BOBBITT, Seth (P)	2005
BODENHAMER, Jeff (Trainer)	2011-13
BOLDEN, Jared (OF)	2011
BOLINGER, Royce (OF)	2013-14
BONG, Jung (P)	2000-01
BORES, Ryan (P)	2014
BOSCAN, J.C. (C)	2001-03
BOSCAN, Wilfredo (P)	2011
BOSTICK, Christopher (IF)	2014
BOTE, David (IF)	2016
BOYER, Blaine (P)	2004
BRAZIS, Matt (P)	2015
BRIGNAC, Junior (OF)	1999-01
BRINSON, Lewis (OF)	2014
BRITTON, Phillip (C)	2008
BROADWAY, Michael (P)	2008-09
BROCKMEYER, Cael (C)	2015-16
BRONOWICZ, Scott (C)	1999-00
BROOKS, Craig (P)	2016-17
BROWN, Kevin (IF)	2002
BROWN, Kevin (OF)	2015
BUCKEL, Cody (P)	2012, 2014
BUCKELEW, James (P)	2018
BULLOCK, Tyler (P)	2005-07
BURKS, Charcer (OF)	2016
BURROWS, Angelo (OF/P)	2003-05
BURRUS, Josh (OF)	2005
BUSH, Paul (P)	2003-05
BUTLER, Matt (P)	2001, '03
BYRD, Grayson (INF)	2021



CABREJA, Juan (Assistant Coach)	2016
CABRERA, Willie (OF)	2007-08
CAISSIE, Owen (OF)	2021

History



***MLB Rehab assignment, not on the official active roster

CALAIS, Ian (IF)	2000	CROCKER, Nick (OF)	2001
CAMARGO, Jesus (P)	2019	CRUZ, Fernando (P)	2015
CAMARENA, Jose (C)	2007	CRUZ, Michael (C)	2018
CAMERON, Troy (IF)	2000-01	CUEVAS, Jairo (P)	2007
CAMMONS, Brett (P)	2007-08	CULVER, Calvin (OF)	2010
CAMPBELL, Eric (IF)	2007-08	CURLEY, Chris (IF)	2010
CAMPUSANO, Yoel (IF)	2010	CURRIN, Pat (P)	2009
CANDELARIO, Jeimer (IF)	2015	CURTIS, Daniel (P)	2000, 2002-03
CANIZARES, Barbaro (IF/OF)	2006	CURTISS, Tom (P)	2001
CANTWELL, Pat (C)	2013	D	
CAPELLAN, Jose (P)	2004	DACOSTA, Luckie (Strength Coach)	2007
CARATINI, Victor (C)	2015	DAL CANTON, Bruce (Pitching Coach)	1999-08
CARDONA, Jose (OF)	2014	DALTON, David (IF)	2000
CARHART, Ben (C)	2015	DANIEL, Mike (OF)	2010
CARMONA, Eliazar (OF)	2006	DARROW, Rudy (P)	2009
CARO, Roberto (OF)	2017-18	DART, Mike (Trainer)	2003-4
CASTILLIO, Elio (IF)	2014	DARVILL, Wes (IF)	2015
CASTILLO, Erick (C)	2016	DAVID, Brad (P)	2002-03
CASTILLO, Yefry (IF/OF)	2012	DAVIES, Kyle (P)	2004
CASTRO, Alfredo (Ramon) (UTIL)	2000	DAVIS, Quentin (OF)	2007, '09
CASTRO, Yeliar (P)	2009-10	DAVIS, Zach (OF)	2018-19
CATES, Zach (P)	2015	DAWLEY, Joe (P)	2001
CEPEDA, Jose (IF)	1999	DE LA CRUZ, Oscar (P)	2017, '19
CHAPMAN, Jaye (P)	2008-10	DE LEON, Michael (IF)	2014
CHAVEZ, Chris (P)	2000	DE LOS RIOS, Enrique (P)	2019
CHEN, Pin-Chieh (OF)	2015	DE LOS SANTOS, Abel (P)	2014
CHO, Jang Ji (P)	2007	DE LOS SANTOS, Miguel (P)	2011
CHRINO, Santiago (IF)	2011-12	DEGLAN, Kellin (C)	2012-13
CLARK, Andrew (IF)	2011-12	DELGADO, Randall (P)	2010
CLARK, Bailey (P)	2018	DENNIS, Taylor (P)	2013
CLAUDIO, Alexander (P)	2014	DENORFIA, Chris (OF)***	2015
CLEMENS, Paul (P)	2010	DEROSA, Mark (IF)***	2002
CLIFTON, Trevor (P)	2016	DEVERS, Luis (P)	2021
CLONTZ, Brad (P)	2001	DEVINE, Joey (P)	2005-06
COATES, Bradley (IF)	2001	DEVORE, Kyle (P)	2011-12
COENEN, Matt (P)	2003	DEWEES, Donnie (OF)	2016
COFIELD, Kyle (P)	2008	DIAMOND, Scott (P)	2008
COLEMAN, Alph (OF)	2002	DIAZ, Elvis (P)	2018
COLLAZO, Willie (P)	2003	DIFAZIO, Vincent (C)	2011-12
COLON, Roman (P)	2002	DIGBY, Bryan (P)	2003, 05
CONCEPCION, Gerardo (P)	2015	DOETSCH, Steven (OF)	2005-06
CONE, Zach (OF)	2013-14	DONAHUE, Christian (IF)	2018
CONWAY, JOSH (P)	2015	DOWNING, Juan (IF)	2004
CORDELL, Ryan (OF)	2014	DOYLE, Andrew (P)	2011
CORDIER, Erik (P)	2009	DRESE, Ryan (P)	2007
COREY, Mike (P)	1999	DUMESNIL, Bryan (P)	2007-08
CORREA, Danis (P)	2021	DUNCAN, Mariano (Hitting Coach)	2014-16
CORTES, David	2001	DUNSTON JR., Shawon (OF)	2015-16
COVINGTON, Marcus (P)	2006	DURAN, Carlos (OF)	2003-05
CRAWFORD, Rashad (OF)	2016	DURNA, Tyler (IF)	2019
CREEK, Greg (IF)	2005-06		
CRIM, Matt (P)	2010		

***MLB Rehab assignment, not on the official active roster



+			
EDWARDS, Jon (P)	2012-13	GAWER, Matt (P)	2001
EFFROSS, Scott (P)	2016-17, '19	GEARRIN, Cory (P)	2008-09
EGE, Cody (P)	2013	GIAMBRONE, Trent (IF)	2017
EICKHOFF, Jerad (P)	2013	GILES, Marcus (IF)	1999, '04
ELY, Andrew (IF)	2015-16	GLAVINE, Tom (P)	2008
EMBRY, Byron (P)	1999	GLOWICKI, Brian	2019
ENDL, Brady (P)	2005	GOMEZ, Jhonny (IF)	2012
ENNIS, John (P)	2001	GOMEZ, Kennil (P)	2011
ERLIN, Robbie (P)	2011	GOMEZ, Yapson (P)	2018
ESPINOZA, Manuel (P)	2021	GONZALEZ, Alex "Chi Chi" (P)	2013
ESQUIVEL, Matt (OF)	2005	GONZALEZ, Eric	2019
ESTRADA, Jeremiah (P)	2021	GONZALEZ, Jose Miguel (P)	2021
EVANS, Dustin (P)	2007-08	GOSSELIN, Phil (IF)	2010
EVERT, Brett (P)	2001-02	GRAUS, Mike (Trainer)	1999-02
+		GRAY, Michael (P)	2000
FABRIZIO, Miguel (C)	2021	GRAYSON, Christopher (OF)	2012-14
FAGAN, Peter (Athletic Trainer)	2015	GREEN, Nick (UTIL)	2000-01
FARRIS, James (P)	2015-16	GREENE, Ryan (P)	1999-00
FAULKNER, Andrew (P)	2014	GREGG, Tommy (Coach)	2001
FELLMAN, Nick (P)	2008	GRESS, Randy (IF)	2008-10
FENNELL, Grant (IF/OF)	2019	GRIMM, Justin (P)	2011
FIORÉ, Curt (IF/OF)	2001	GUNDERSON, Kevin (P)	2007-08
FISHER, Michael (IF)	2007, 09	GUSTAFSON, Tim (P)	2009
FLACH, Jason (P)	1999	GUTIERREZ, Chris (Assistant Coach)	2015
FLECK, Will (P)	1999-00	GUTIERREZ, Jose (OF)	2018-19
FLETE, Bryant (IF)	2016-17	GUZMAN, Carlos (IF)	2005
FLOWERS, Tyler (C)	2008	+	
FONT, Wilmer (P)	2012	HAMPTON, Mike (P)***	2008
FONTAINE, Chase (IF)	2007	HANKINS, Jordan (C)	2015
FORBES, Mike (IF)	2002	HANNEMANN, Jacob (OF)	2015
FOSTER, John (P)	2000	HANSEN, GUY (P)	2009
FRACHISEUR, Zach (P)	1999	HANSON, Mike (IF)	2003
FRANCIS, David (P)	2009-10	HANSON, Tommy (P)	2007-08
FRANCOEUR, Jeff (OF)	2004	HAPP, Ian (IF)	2016
FRANKLIN, Christian (OF)	2021	HARRILCHAK, Cory (OF)	2010
FREEMAN, Freddie (IF)	2009	HARRIS, Ty'Relle (P)	2010
FULLER, Chais (IF)	2009	HARRISON, Matt (P)	2006
FURCAL, Rafael (IF)	1999	HARVEY, Ryan (P)	2013
+		HATCH, Thomas (P)	2017
GALINDO, Wladimir (IF)	2018-19	HEARN, Ethan (C)	2021
GALLARDO, Richard (P)	2021	HEATH, Deunte (P)	2007-08
GALLO, Joey (IF)	2014	HECHT, Ben (P)	2019
GARCIA, Edwin (IF)	2012-14	HEDGES, Zach (P)	2016
GARCIA, Julio (Hitting Coach)	2011-12	HEESCH, Michael (P)	2015
GARCIA, Leury (IF)	2011	HEIDENFELDER, Adam (P)	2021
GARCIA, Martire (P)	2014	HEMINGWAY, Jamie (OF)	2004
GARCIA, Reivaj (INF)	2021	HENDRICKS, Kyle (P)	2012
GARCIA, Robert (OF)		HENRY, Ben (P)	2012
GARIA, Chris (OF)	2014	HENRY, Doug (Pitching Coach)	2005
GARNER, David (P)	2015	HENRY, Randy (P)	2012
		HERNANDEZ, Buddy (P)	2001

***MLB Rehab assignment, not on the official active roster



HISTORY | ALL-TIME ROSTER

HERNANDEZ, Diory (IF)	2005-07	JOHNSON, Mark (Manager)	2015
HERNANDEZ, Gorkys (OF)	2008	JONES, Beau (P)	2007
HERNANDEZ, Luis (IF)	2004	JONES, Brandon (OF)	2005-06
HERNANDEZ, Moises (P)	2006-07, '09	JONES, Damien (OF)	2001-02
HERNANDEZ, Victor (C)	2006	JONES, Mike (IF)	2010
HERNDON, Eric (P)	2001	JONES, Mycal (IF)	2010
HERR, Aaron (IF)	2003	JONES, Travis (IF)	2008, '10
HERRERA, Odubel (IF)	2012-14	JOSEPH, Onil (OF)	2004, 06
HERRON, Jimmy (OF)	2019	JUNG, Sung Ki (P)	2007
HERZ, DJ	2021	JURICH, Mark (IF)	2005-06
HESSMAN, Mike (IF)	1999	JURRIES, James (IF)	2002
HEYWARD, Jason (OF)	2008	✦	
HICKS, Brandon (IF)	2008	KA'AIHUE, Isaiah (IF,C)	2006-07
HIGGINS, P.J. (C)	2017-18	KATZ, Alex (P)	2021
HILL, Darius (OF)	2021	KELA, Keone (P)	2014
HILLIGOSS, Mitch (IF)	2011	KELLOGG, Ryan (P)	2017-19
HOCKIN, Chad (P)	2018-19	KELLY, Daniel (P)	2001
HODGE, Porter (P)	2021	KELLY, Garrett (P)	2018-19
HODGES, Casey (P)	2009	KELLY, Ryan (P)	2011
HODGES, Jesse (IF)	2016-17	KENDALL, Cody (P)	2013
HODGES, Trey (P)	2001	KENNELLY, Matt (C)	2009-10
HOLMAN, Brad (Pitching Coach)	2011-12	KENT, Mailon (OF)	2002
HOLMBERG, Kenny (Coach)	2012	KENT, Nathan (P)	2000
HOLT, J.C. (IF)	2006	KEPLER, Matt (Strength Coach)	2010
HOOVER, J.J. (P)	2009-10	KIKER, Kasey (P)	2011
HOWARD, Ed (INF)	2021	KILLIAN, Colby (P)	2011
HOYING, Jared (OF)	2011-12	KIMBREL, Craig (P)	2008-09
HUBERMAN, Marc (P)	2017	KING, Brendan (P)	2019
HUDSON, Bryan (P)	2018-19	KLEIN, Phil (P)	2012-13
HUDSON, Tim (P)***	2009	KNAPP, Jason (P)	2014
HUMA, Josue (INF)	2021	KOBOS, Scott (P)	2021
HURLEY, Trevor (P)	2011	KOZLOWSKI, Ben (P)	2001-02
HYDE, Lee (P)	2007-09	KREKE, Jordan (IF)	2010
✦		KRZEMINSKI, Austin (P)	2021
IHRIG, Tyler (P)	2015-16	✦	
INGLE, Randy (Manager)	2002-05	LACKEY, Steve (IF)	1999
IORG, Isaac (IF)	2003-04	LACY, Rollie (P)	2018
✦		LAMB, Will (P)	2013-14
JACKSON, Luke (P)	2012-13	LANGERHANS, Ryan (OF)	2000-01
JAMES, Andres (IF)	2011	LANGE, Alex (P)	2018-19
JAMES, Chad (P)	2014	LAROCHE, Adam (IF)	2001-02
JAMES, Chuck (P)	2005	LASKEY, Adam (P)	2021
JAMES, Willie (IF)	2004-06	LAWLOR, Ryan (P)	2019
JANSEN, Ardley (OF)	2004-06	LEAKE, RYAN (Coach)	2014
JARAMILLO, Gabriel (P)	2021	LEAL, Erick (P)	2016, '18-19
JARMON, Jamie (OF)	2014	LEAL, Jaeme (1B/DH)	2001
JEFFCOAT, Bryon (IF)	2002-03	LECLERC, Jose (P)	2014
JIMENEZ, Eloy (OF)	2017	LEE, C.J. (OF)	2008-09
JOHNSON, Benji (C)	2009	LEE, Garrett (P)	1999-00
JOHNSON, Cody (OF)	2009-10	LEHR, Ryan (1B/DH)	1999-00
JOHNSON, Kelly (IF)	2002	LEREW, Anthony (P)	2004

***MLB Rehab assignment, not on the official active roster






LETSON, Wes (P)	2005-06	McCLENDON, Matt (P)	2000-02, '04
LEWIS, Daniel (P)	2016	McDANIEL, Denny (P)	2003
LEWIS, Derrick (P)	1999	McELWEE, Josh (P)	2012-14
LEWIS, Richard (IF)	2002	McGILL, Shawn (C)	2010
LEZCANO, Sixto (Coach)	2000	McGUINNESS, Chris (IF)	2011
LINARES, Donell (IF)	2009	McKINNEY, Billy (OF)	2015
LITTLE, Brendon (P)	2019	McNEAL, Ryan (Strength Coach)	2012
LOADENTHAL, Carl (OF)	2005-06	McNEIL, Ryan (P)	2016
LOCKE, Jeff (P)	2009	MEDLEN, Kris (P)	2007
LOCKHART, Daniel (IF)	2015-16	MEHLICH, Mike (P)	2009
LONTAYO, Alex (P)	2001	MEJIA, Ernesto (IF)	2008-09
LOPEZ, Daniel (P)	2012	MEKKES, Dakota (P)	2017
LOPEZ, Gonzalo (P)	2003, '06, '08	MENDEZ, David (P)	2003
LORENZO, Matt (P)	2005	MENDEZ, Luis (IF)	2014
LORICK, Jeff (P)	2010	MENDEZ, Roman (P)	2012
LOUX, Barret (P)	2011	MENDOZA, Francisco (P)	2012
LOWEY, Jason (P)	2010	MERRICKS, Matt (P)	2003-04
LUCCI, Chris (Strength Coach)	2009	MERVIS, Matt (INF)	2021
LUGO, Luis (P)	2019	MEYER, Dan (P)	2003
LUNDAHL, Chad (IF)	2008-09	MIKULIK, Joe (Manager)	2014
LYMAN, Jeff (P)	2007-08	MILBURN, Adam (P)	1999
LYON, David (C)	2014	MILES, Cole (OF)	2009-10
-M-		MILLER, Anthony (Strength Coach)	2013-14
MABRY, Barry (P)	2003	MILLER, Chas (Trainer)	2009-10
MACHIN, Vimaël (IF)	2017-18	MILLER, Greg (OF)	2003
MADE, Kevin (INF)	2021	MILLER, Kyle (P)	2017-18
MALONEY, Joe (IF/C)	2013	MILLER, Matt (P)	2002-03
MALOOF, Jack (Coach)	2002-04	MILLER, Tyson (P)	2018
MANNING, Pat (IF)	2001-02	MILLIGAN, Adam (OF)	2009-10
MAPLES, Dillon (P)	2016-17	MILLS, Alec (P)	2017
MARCIAL, Robert (IF)	2006-09	MINCH, Jordan (P)	2016-18
MARKEY, Brad (P)	2015	MINEO, Alberto (C)	2015
MARQUEZ, Brailyn (P)	2019	MINER, Zach (P)	2003
MARQUIS, Jason (P)	1999	MINTZ, Steve (Pitching Coach)	2013-14
MARTE, Andy (IF)	2003	MIRANDA, Humberto (Coach)	2013
MARTIN, Ben (Development Coach)	2021	MITCHELL, Kevonte (OF)	2018-19
MARTIN, Riley (P)	2021	MONASTERIO, Andruw (IF)	2017-18
MARTIN, Trey (OF)	2015-16	MONEGRO, Jose (P)	2012-14
MARTINEZ, Eddy (OF)	2017	MONK, Brandon (IF)	2007
MARTINEZ, Guillermo (Hitting Coach)	2017	MOODY, Shayne (IF)	2010
MARTINEZ, Jonathan (P)	2015-16	MORENO, Erling (P)	2019
MARTINEZ, Lionel (P)	1999	MORENO, Jose (P)	2021
MARTINEZ, Lou (IF)	1999, '01-02	MORRISON, Preston (P)	2016
MARTINEZ, Nick (P)	2013	MORRISS, Jason (Strength Coach)	2016-17
MARTINEZ, Teodoro (OF)	2012	MORTIMER, Mark (C)	1999-01
MARVAL, Osman (C/IF)	2010	MORTENSEN, Clayton (Pitching Coach)	2021
MATT, Peter (OF)	2021	MORTON, Charlie (P)	2006
MAVARE, Arlett (P)	2013	MUELLER, Mike (P)	2004
McBRIDE, Macay (P)	2003	MYERS, Connor (OF)	2017-18
McBRIDE, Nicholas (P)	2012-13	-N-	
McCANN, Brian (C)	2004, '09***	NAHAS, Joe (P)	2021
McCARTHY, Bill (OF)	2002	NANCE, Tommy (P)	2016, '19

***MLB Rehab assignment, not on the official active roster



HISTORY | ALL-TIME ROSTER

NATION, Joey (P)	1999	PERALTA, Efigenio (P)	2004
NELSON, Brad (P)	2006-07	PERALTA, Starling (P)	2015
NELSON, Bubba (P)	2002	PEREDA, Jhonny (C)	2018
NELSON, Dan (IF)	2010	PEREZ, Brallan (IF)	2014
NEVAREZ, Dean (C)	2021	PEREZ, Josue (Hitting Coach)	2013-14
NICHOLAS, Brett (C)	2011-12	PERTUZ, Fabian (INF)	2021
NIX, Michael (P)	2006-07	PETERS, Yaron (IF)	2003
NORMAN, Dan (Coach)	1999	PEYTON, Tyler (P)	2018-19
NORWOOD, James (P)	2016-17	PIERCE, Tony (P)	2000
NULL, Jeremy (P)	2015-17	PIETERS, Chris (OF)	2018
NUNEZ, Eduarniel (P)	2021	PINANGO, Yohendrick (OF)	2021
NWOGU, Jordan (OF)	2021	POPE, Van (IF/P)	2005-06, '10
		POWELL, Brandon (IF)	2008
OBERHOLTZER, Brett (P)	2010	POWELL, Walker (P)	2021
OCAMPO, Carlos (P)	2021	PRADO, Martin (IF)	2005
ODOR, Rougned (IF)	2013	PRINCE, Jared (OF)	2011
OLT, Mike (IF)	2011	PROCTOR, Scott (P)	2010
ONAKA, Hirotooshi (OF)	2013	PRUNEDA, Benino (P)	2009-10
OPITZ, Casey (C)	2021	PUCETAS, Kevin (P)	2013-14
ORR, Peterson T. (IF/OF)	2001-02	PUDEWELL, Nate (P)	2005
ORTEGANO, Jose (P)	2009-10	PUNTE, DAN (Hitting Coach)	2021
ORTIZ, Joe (P)	2011	PUGH, Josh (C)	1999-00
OSBORNE, Zach (P)	2011-12	PUGLIESE, James (P)	2015-16
OSTING, Jimmy (P)	2000	PYZIK, Steve (C)	2005-06
OSUNA, Edgar (P)	2009		
OWINGS, Jon Mark (OF)	2008-09	RAKKAR, Jasvir (P)	2015
OXENDINE, Chad (Bullpen Catcher)	2011	RAMIREZ, Horacio (P)	2000
		RAMIREZ, Neil (P)	2011
PACHECO, Delvis (P)	1999, '01	RASMUS, Cory (P)	2010
PAGAN, Ezequiel (OF)	2021	RAYO, Pedro (P)	2005
PAISANO, David (OF)	2011	REED, Austin (P)	2015
PALENCIA, Daniel (P)	2021	REED, Shedon (P)	2021
PALICA, Tommy (P)	2009-10	REESE, Nate (C)	2000
PANIAGUA, Juan (P)	2015	REID, Bailey (P)	2021
PARLIAMENT, Adam (OF)	2006	REINDL, Jake (P)	2021
PARR, James (P)	2006-07	REINOSO, Nataniel (OF)	2000
PARRA, Christian (P)	2000	RENTERIA, Edinson (Coach)	2003
PARRA, Luis (P)	2013-14	REYES, Jimmy (P)	2011-12
PASSANTINO, Jeffrey (P)	2019	REYES, Jo-Jo (P)	2006
PATTERSON, Jack (P)	2019	REYNOLDS, Luke	2019
PAULA, Adonis (P)	2017	REYNOLDS, Ryan (INF)	2021
PAULINO, Angelo (P)	2010	REYNOSO, Ryne (P)	2007-08
PAULINO, Jose (P)	2018	RICE, Ian (C)	2016
PAYANO, Nelson (P)	2006-07	RICHAN, Paul (P)	2019
PAYNE, Tyler (C)	2019	RICHARDS, Glen (P)	2005
PAYANO, Victor (P)	2013-14	RICHARDSON, Jason (P)	2004-05
PEARSON, Tyler (C)	2016-18	RICHMOND, Josh (OF)	2012
PEGUERO, Yeiler (IF)	2018-19	RIVAS, Carlos (P)	2008-09
PENA, Brayan (C)	2002-03	RIVERA, Luis (P)	1999
PENA, Raymond (C)	2021	ROAT, Kyle (C)	2003
PENA, Tony (IF)	2003	ROBERTS, Brandon Jon Dallas (OF/IF)	2007
PENALVER, Carlos (IF)	2015	ROBERTS, Ethan (P)	2019

***MLB Rehab assignment, not on the official active roster

ROBERTS, Ralph (P)	2003-06	SERRANO, Ray (C)	2002, '04-05
ROBINSON, Drew (IF)	2013	SHEHAN, Chris (OF)	2009-10
RODEGAUGH, Ryan (P)	2011	SHIELL, Jason (P)	1999
RODGERS, Chad (P)	2009-10	SHORT, Wyatt (P)	2018
RODRIGUEZ, Concepcion (OF)	2008	SHORT, Zack (IF)	2017
RODRIGUEZ, Dawel (P)	2021	SHULTS, Stephen (OF)	2009
RODRIGUEZ, Geraldo (IF)	2009-10	SHUMATE, Jacob (P)	1999
RODRIGUEZ, Jeff (C)	1999, 01	SIERRA, Jonathan (OF)	2021
RODRIGUEZ, Jose (P)	2003	SILVA, Yohan (OF)	2008
RODRIGUEZ, Luis Angel (P)	2021	SIME, Samuel (IF)	2010
RODRIGUEZ, Manul (P)	2019	SIMMONS, Jerry (OF)	2000
RODRIGUEZ, Ricardo (IF/P)	2002	SKOLE, Jake (OF)	2012-13
ROGERS, Jacob (IF)	2015	SKULINA, Tyler (P)	2015
ROHRBOUGH, Cole (P)	2008-10	SMALLEY, Mike (P)	2001
ROJAS, Randol (P)	2012	SMITH, Austin (Strength Coach)	2021
ROMERO, Jhon (P)	2018	SMITH, Dan (P)	2005-06
RONDON, Manuel (P)	2018-19	SMITH, Tyler (P)	2013
ROOF, Jonathan (IF)	2011	SMOTHERS, Stewart (OF)	1999-00
ROSARIO, David (Pitching Coach)	2015	SNITKER, Brian (Manager)	1999-01
ROSARIO, Jose (P)	2016	SOBKOWIAK, Scott (P)	1999, '02
ROSE, Matt (IF)	2017	SOJO, Alberto (P)	2021
ROSS, Jason (OF)	1999	SOLER, Jorge (OF)***	2015
ROSS, Robbie (P)	2011	SPENCER, Jeff (OF)	1999
ROWEN, Ben (P)	2012	SPINGOLA, Daniel (OF)	2016-18
ROZEMA, Michael (IF)	2005-07	SPOONEYBARGER, Tim (P)	2000
RUCKER, Mike (P)	2017	SPRENGER, Justin (P)	2014
RUELAS, Alonzo (C)	2004-05	SPRUILL, Zeke (P)	2010
RUSSELL, Stephen (P)	2006	STAFFORD, SAM (P)	2014
		STAMBAUGH, Dalton (P)	2021
SALAS, Jose (C)	2003-04	STANLEY, Adam (P)	2007
SALTALAMACCHIA, Jarrod (C)	2005	STARTUP, Will (P)	2006
SAMMONS, Clint (C)	2006-07	STEELE, Justin (P)	2017-18
SANTAMARIA, Jahdiel (OF)	2010	STERN, Adam (OF)	2002-03
SANTANA, Yeison (INF)	2021	STEVENS, Felix (OF)	2021
SANTIAGO, Jose (P)	2007	STEVENS, Jake (P)	2005-07
SANTOS, Arthur (P)	2006	STEVENS, Jeff (C)	2007
SARDINAS, Luis (IF)	2013	STINNETT, Jake (P)	2016-17, '19
SAUNDERS, Tim (IF)	2015	STRAUSBORGER, Ryan (OF)	2011
SCALZO JR., Frankie (P)	2021	STUBBS, Franklin (Hitting Coach)	2005-06
SCHADE, Scott (IF)	2005-06	STURKIE, Scott (P)	2004
SCHAFER, Jordan (OF)	2007	SUCRE, Jesus (C)	2009-10
SCHARRER, Jim (1B/DH)	1999	SUELLENTROP, Tyler (P)	2021
SCHLAFFER, Tyler (P)	2021	SUERO, Ovandy (OF)	2006
SCHLEHUBER, Braeden (C)	2010	SULLIVAN, Richard (P)	2009
SCHREIBER, Zach (P)	2005-06	SUMOZA, Luis (OF)	2009-10
SCHUERHOLZ, Jon (IF)	2004	SUNCIN, German (Athletic Trainer)	2021
SCHWENDEL, Paul (P)	2010	SWARMER, Matt (P)	2018
SCOTT, Tayler (P)	2015	SWIFT, Jimmy (IF)	2011
SENCION, Carlos (P)	2007-08	SYLVESTER, Billy (P)	2000
SEPULVEDA, Carlos (IF)	2017, '19		
SERRA, Bryan (INF)	2021	TAVAREZ, Anderson (Pitching Coach)	2016-17

***MLB Rehab assignment, not on the official active roster





HISTORY | PELICANS FRANCHISE HISTORY

TEPESCH, Nicholas (P)	2012
TERHUNE, Mike (UTL)	1999
TERRAZAS, Ivan (OF/IF)	2006-07
TERVEEN, Bryce (C)	2001-02
THOMAS, Ben (IF)	2004-05
THOMAS, Charles (OF)	2001-03
THOMPSON, Jacob (P)	2009
THOMPSON, Keegan (P)	2018
THORESEN, Sam (P)	2021
THORMAN, Scott (IF)	2003-04
THORPE, Tommy (P)	2016-17
TILLERY, Josh (P)	2002-03
TIMMONS, Wes (IF)	2004, '06
TISONE, Nick (P)	2006
TORREALBA, Steve (C)	1999-00
TORRES, Gleyber (IF)	2015-16
TORRES, Kevin (C/IF)	2013-14
TORREZ, Daury (P)	2015-16
TREJO, Jaime (IF)	2005-06
TRIUNFEL, Alberto (IF)	2014
TRUITT, Derrick (P)	2001
TSENG, Jen-Ho (P)	2015
TUCKER, Glenn (P)	2004-05
TUFTS, Tyler (P)	2011
UELMEN, Erich (P)	2018-19
UM, Jong (C)	2001
UNDERWOOD JR., Duane (P)	2015-16
UPSHAW, Austin (IF)	2018
VALENZUELA, Sergio (P)	2007
VAN DAM, Drew (Trainer)	2005
VAN METER, Joe (P)	2012-13
VARGAS, Alexander	2019
VARGAS, Didier (P)	2021
VELAZQUEZ, Juan (P)	2005
VENTERS, Jonny (P)	2007-08
VERASTEGUI, Jerry (C)	2007
VERDUGO, Luis (INF)	2021
VERONIE, Shanin (P)	2001-02
VIANNA, Marcel (P)	2003
VICKERSON, Nick (IF)	2014
VILLA, Kelvin (P)	2005-06, '08
VILLANUEVA, Christian (IF)	2012
VINES, Chris (P)	2007-08
VIZCAINO, Arodys (P)	2010
VOSLER, Jason (IF)	2015-16
VOYLES, Brad (P)	1999-01
WAGNER, Michael (P)	2016
WAINWRIGHT, Adam (P)	2002
WARE, L.V. (OF)	2010

HISTORY | PELICANS FRANCHISE HISTORY

WARKENTIN, Matt (INF)	2021
WATERS, Chris (P)	2002-05
WATKINS, David (P)	2002-03, '06
WELLS, Ben (P)	2015
WEST, Matt (P)	2011-12
WETZEL, Jacob (OF)	2021
WHEELER, Missile (Bullpen Catcher)	2006-10
WHEELER, Rocket (Manager)	2006-10
WHITE, Sean (P)	2004-05
WHITE, Will (IF)	2008
WHITING, Sutton (IF)	2015
WHITMER, Jace (C)	2009
WHITNEY, Blake (P)	2021
WIELAND, Joe (P)	2011
WILLIAMS, Gregory (P)	2012
WILLIAMS, Jeremy (OF)	2012
WILLIAMS, Larry (IF/OF)	2007
WILLIAMS, Nick (OF)	2014
WILLIAMS, Toby (Athletic Trainer)	2016-17
WILLIAMSON, John (P)	2017
WILLIS, Kent (Pitching Coach)	2010
WILSON, D.J. (OF)	2018-19
WILSON, Travis (IF)	2000
WILSON, Tyler (P)	2007-09
WINKELSAS, Joe (P)	2001
WISE, Dewayne (P)***	2004
WOLFF, Sam (P)	2014
WONG, Jerrod (1B/OF)	1999
WOOD, Jason (Manager)	2011-13
WRIGHT, Jarod (P)	2021
WRIGHT, Matt (P)	2003-04
WRIGHT, Ty (Assistant Coach)	2017-19
YAN, Johan (P)	2011
YANKOSKY, L.J. (P)	2001-02
YOUNG, Chesny (IF/OF)	2015
YOUNG, Jared (IF)	2018
YOUNG, Matt (OF)	2006-0
ZAGUNIS, Mark (OF)	2015
ZANESKI, Zach (C)	2011
ZAPP, A.J. (IF)	2000
ZAZUETA, Amadeo (IF)	2010
ZINN, Delvin (IF)	2019
ZOBRIST, Ben (IF)	2019
ZOUZALIK, Michael (P)	2013
ZUMWALT, Alec (P)	2002-03

BEFORE THE PELICANS



History of Baseball at the Beach

Pro baseball arrived on the Grand Strand in 1986 when the Florence Blue Jays relocated east. The team played its first season a year later and went 83-56, winning the South Atlantic League Championship as a Low-A affiliate of the Jays. Led by future Major Leaguers Pat Hentgen, Randy Knorr, Doug Linton, Luis Sojo and Junior Felix, the Myrtle Beach Blue Jays played in Conway at Coastal Carolina Stadium.

The most notable player for the Blue Jays was Carlos Delgado, who batted .286 with 18 home runs in 1991. Then a catcher, Delgado made his Major League debut only two seasons later in 1993.

The team also had Chris Weinke in 1992. Weinke would leave pro baseball after the 1996 season for Florida State, where he won a National Championship and Heisman Trophy as the quarterback of the Seminoles.

After just four seasons the team changed its identity, renamed as the Myrtle Beach Hurricanes for that 1991 campaign. However, the 1992 season would be the team's last. The club moved after the season to become the Hagerstown Suns. Pro baseball wouldn't return to the Grand Strand until the Pelicans debuted in 1999.



The 1992 Myrtle Beach Hurricanes

History



Cubs Advanced-A Affiliate History

2015 - 2020 (Moved to Single A in 2021) Myrtle Beach Pelicans
 1993 - 2014 Daytona Cubs
 1990 - 1992 Winston-Salem Spirits



**Prior to 1990, the Cubs did not have an Advanced-A distinction. Winston-Salem was previously a Class A affiliate, a distinction it held from 1985-1989.*



On June 23, 2021, the Pelicans threw just the second combined no-hitter in franchise history against the Columbia Fireflies, and first since 2012. DJ Herz, Jeremiah Estrada (pictured), Bailey Reid, and Danis Correa struck out 16 batters in Columbia to secure the historic achievement. Estrada finished the season with a 1.57 ERA in 23 innings pitched as a Pelican.



RECORD BOOKS

MyrtleBeachPelicans.com

ALL-TIME TEAM RECORDS

ALL-TIME REGULAR SEASON FRANCHISE TOTALS

Total games played	3,036 (Entering 2022)
Pelicans all-time record	1,552-1,480
All-time winning percentage512
First-half record (No halves in 2021)	761-692
First-half winning percentage520
Second-half record (No halves in 2021)	736-727
Second-half winning percentage521
Total home games	1,515
Home game record	833-682
Home game winning percentage550
Total road games	1,521
Road game record	723-798
Road game winning percentage475
Total games vs. Southern Division opponents (Carolina League)	1,423
Total extra-inning games	283
Record in extra-inning games	161-122
Extra-inning game winning percentage569
Total one-run games	962
Record in one-run games	494-468
One-run game winning percentage514
Total shutout games	477
Record in shutout games	254-223
Shutout game winning percentage532

POSTSEASON FRANCHISE TOTALS

Postseason appearances	11 (1999, 2000, 2002, 2008, 2011, 2012, 2013, 2014, 2015, 2016, 2017)
Total postseason games	51
All-time postseason record	26-25
All-time postseason winning percentage510
Record in Mills Cup Championship Series games	13-9
Mills Cup championships won	4 (1999*, 2000, 2015, 2016)

**denotes split championship awarded to Myrtle Beach and Wilmington due to Hurricane Floyd*



SINGLE-SEASON RECORDS

SINGLE SEASON TEAM RECORDS

Most wins.....	89 (2008)
Fewest wins.....	53 (2009)
Most losses.....	84 (2009)
Fewest losses.....	52 (2000)
Highest winning percentage.....	.636 (2008)
Lowest winning percentage.....	.387 (2009)
Most first-half wins.....	45 (2008)
Fewest first-half wins.....	21 (2019)
Most first-half losses.....	46 (2019)
Fewest first-half losses.....	24 (2014)
Best first-half winning percentage.....	.647 (2014)
Lowest first-half winning percentage.....	.313 (2019)
Most second-half wins.....	46 (2000, 2016)
Fewest second-half wins.....	23 (2003)
Most second-half losses.....	46 (2003)
Fewest second-half losses.....	23 (2016)
Best second-half winning percentage.....	.667 (2016)
Lowest second-half winning percentage.....	.333 (2003)
Most home wins.....	49 (2002)
Fewest home wins.....	26 (2009)
Best home winning percentage.....	.700 (2002)
Lowest home winning percentage.....	.377 (2009)
Most home losses.....	43 (2009)
Fewest home losses.....	21 (2002)
Most road wins.....	45 (2014)
Fewest road wins.....	25 (2010, 2019)
Best road winning percentage.....	.652 (2014)
Lowest road winning percentage.....	.357 (2010)
Most road losses.....	45 (2010)
Fewest road losses.....	29 (2000, 2015, 2016)
Most extra-inning games.....	20 (1999)
Fewest extra-inning games.....	6 (2004)
Most extra-inning wins.....	11 (2006, 2013, 2016)
Most extra-inning losses.....	11 (1999)
Most one-run games.....	54 (1999)
Fewest one-run games.....	26 (2021*)
Most wins in one-run games.....	34 (2006)
Most losses in one-run games.....	27 (2011)
Most shutout games.....	39 (2000)
Fewest shutout games.....	9 (2008)
Most wins in shutout games.....	27 (2000)
Most losses in shutout games.....	20 (2018)
Most losses vs. one opponent.....	19 (2021 – Charleston)
Most players used.....	67 (2021)
Fewest players used.....	38 (2001)
Most pitchers used.....	40 (2021)
Fewest pitchers used.....	19 (1999, 2000, 2002)

*= 120 games played in 2021

SINGLE SEASON TEAM RECORDS



Ernesto Mejia (pictured in the Home Run Derby), clubbed 21 of the Pelicans' franchise-record 153 homers in 2008.

BATTING

Stat

Batting average:
Hits:
Runs:
Official at-bats:
Total bases:
Doubles:
Triples:
Home Runs:
Extra Base Hits:
RBI:
SAC (bunts + flies):
Hit Batsmen:
Walks drawn:
IBB:
Stolen Bases:
Caught Stealing:
Strikeouts:

Most/Highest

.260 (2008)
1,217 (2008)
764 (2008)
4,764 (1999)
1,875 (2014)
298 (2008)
49 (1999)
153 (2008)
486 (2008)
705 (2008)
98 (2016)
106 (2001)
531 (2016)
24 (2006)
169 (2016)
79 (2007)
1,190 (1999)

Fewest/Lowest

.227 (2019)
892 (2021*)
518 (2019)
3,895 (2021*)
1,330 (2021*)
165 (2021*)
14 (2001)
55 (2018)
249 (2018)
409 (2018)
17 (2021*)
44 (2010)
349 (2012)
6 (2007, 2021*)
62 (2017)
26 (2021*)
860 (2002)

PITCHING

Stat

ERA:
Complete Games:
Shutouts:
Saves:
Hits allowed:
Runs Allowed:
ER allowed:
HR Allowed:
Walks:
Strikeouts:
Wild Pitches:
Hit Batsmen:
Balks:

Most/Lowest

2.51 (2000)
8 (2000)
27 (2000)
51 (2008)
1,261 (2010)
728 (2007)
616 (2009)
107 (2005)
652 (2007)
1,215 (2021)
127 (2021)
104 (2009)
23 (2021)

Fewest/High

4.68 (2009)
0 (1999)
5 (2010)
20 (2003)
908 (2000)
395 (2000)
336 (2000)
63 (2015)
339 (2015)
872 (2006)
53 (2002)
31 (1999)
2 (2011)

*= 120 games played in 2021 season



SINGLE SEASON INDIVIDUAL BATTING RECORDS

BATTING AVERAGE (Min. 378 PA)

1. Marcus Giles	.326	1999
2. Carl Loadenthal	.323	2006
3. Chesny Young	.321	2015
4. Jarrod Saltalamacchia	.314	2005
5. Billy McCarthy	.305	2002
6. Rougned Odor	.305	2013
7. Luis Sardinas	.298	2013
8. Isaiah Ka'aihue	.298	2007
9. Jordan Schafer	.294	2007
10. Nick Williams	.292	2014

HITS

1. Marcus Giles	162	1999
2. Donell Linares	145	2009
3. Jarrod Saltalamacchia	144	2005
4. Odubel Herrera	142	2012
5. Ernesto Mejia	141	2008
6. Yasiel Balaguert	140	2016
7. Jared Prince	136	2011
Willie Cabrera	136	2008
9. Richard Lewis	135	2002
Billy McCarthy	135	2002

RUNS

1. Ernesto Mejia	93	2008
2. Willie Cabrera	86	2008
3. Richard Lewis	82	2002
4. Christopher Bostick	81	2014
Travis Jones	81	2008
6. Marcus Giles	80	1999
Jason Ross	80	1999
8. Mark Zagunis	78	2015
Van Pope	78	2006
10. Two tied with	75	

AT-BATS

1. Yasiel Balaguert	533	2016
2. Ernesto Mejia	519	2008
3. Trever Adams	506	2013
4. Donell Linares	505	2009
5. Odubel Herrera	500	2012
6. Marcus Giles	497	1999
7. Christopher Bostick	495	2014
Quentin Davis	495	2007
9. Ryan Strausborger	488	2011
10. Two tied with	484	

DOUBLES

1. Ernesto Mejia	47	2008
2. Marcus Giles	40	1999
3. Jarrod Saltalamacchia	35	2005
Brian McCann	35	2004
Andy Marte	35	2003
6. Jordan Schafer	34	2007
7. Preston Beck	33	2014
Rougned Odor	33	2013
Brett Nicholas	33	2012
Travis Wilson	33	2000

TRIPLES

1. Jason Ross	13	1999
2. Chris Garia	11	2014
Quentin Davis	11	2007
4. Adam Stern	10	2002
5. Ryan Strausborger	9	2011
Cole Miles	9	2010
Gregor Blanco	9	2004
8. Rashad Crawford	8	2016
Christopher Bostick	8	2014
Aramis Ademan	8	2019

HOME RUNS

1. Cody Johnson	32	2009
2. Mike Hessman	23	1999
3. Isaiah Ka'aihue	22	2007
4. Joey Gallo	21	2014
Ernesto Mejia	21	2008
6. Yasiel Balaguert	19	2016
Brandon Hicks	19	2008
Jarrod Saltalamacchia	19	2005
9. Tyler Flowers	17	2008
Matt Esquivel	17	2005

RBI

1. Yasiel Balaguert	96	2016
2. Ernesto Mejia	93	2008
3. Tyler Flowers	88	2008
4. Donell Linares	87	2009
5. Cody Johnson	84	2009
6. Trever Adams	82	2013
7. Matt Esquivel	81	2005
Jarrod Saltalamacchia	81	2005
9. Willie Cabrera	78	2008
Travis Jones	78	2008

SINGLE SEASON INDIVIDUAL BATTING RECORDS



Jared Prince was named the Pelicans MVP in 2011; he hit 12 home runs in 2012 Texas League action.

WALKS

1. Tyler Flowers	98	2008
2. Mark Zagunis	80	2015
Preston Beck	80	2014
4. Travis Jones	77	2008
5. Drew Robinson	72	2013
6. Matt Young	71	2006
7. Jake Skole	69	2013
8. Andy Marte	67	2003
9. Charcer Burks	66	2016
10. Cody Johnson	64	2009

STOLEN BASES

1. Chris Garia	45	2014
2. Adam Stern	40	2002
3. Jeffrey Baez	38	2016
4. Quentin Davis	37	2007
5. J.C. Holt	35	2006
6. Gregor Blanco	34	2003
7. Onil Joseph	32	2004
8. Ryan Strausborger	32	2011
Richard Lewis	31	2002
Jason Ross	31	1999

GAMES

1. Yasiel Balaguert	135	2016
Trever Adams	135	2013
3. Quentin Davis	134	2007
4. Jason Ross	133	1999
5. Jared Prince	131	2011
6. Ernesto Mejia	131	2008
7. Christopher Bostick	130	2014
Donell Linares	130	2009
Andy Marte	130	2003
Richard Lewis	130	2002

STRIKEOUTS

1. Cody Johnson	171	2009
2. Junior Brignac	145	2000
3. Matt Esquivel	140	2005
4. Ernesto Mejia	139	2008
5. Jason Ross	136	1999
6. Mike Hessman	135	1999
7. Troy Cameron	131	2000
8. Scott Schade	130	2005
9. Jeff Spencer	126	1999
10. Yasiel Balaguert	125	2016



SINGLE SEASON INDIVIDUAL PITCHING RECORDS

WINS

1. Christian Parra	17	2000
2. Trey Hodges	15	2001
Horacio Ramirez	15	2000
4. Chris Waters	13	2002
Jung Bong	13	2001
7. Jonathan Martinez	12	2016
Scott Diamond	12	2008
8. J.J. Hoover	11	2010
Kenny "Bubba" Nelson	11	2002
10.11 tied with	10	

SAVES

1. Kevin Barry	26	2002
2. Ryan McNeil	22	2016
Sung Ki Jung	22	2007
4. Glenn Tucker	21	2004
5. Ben Rowen	19	2012
Brad Voyles	19	2003
7. Cory Gearrin	17	2009
8. Jasvir Rakkar	16	2015
Billy Sylvester	16	2000
Ryan Greene	16	1999

APPEARANCES

1. Glenn Tucker	48	2004
2. Kevin Barry	47	2002
3. Pedro Araujo	44	2017
Ryan McNeil	44	2016
Nick Fellman	44	2008
Kevin Gunderson	44	2007
Ralph Roberts	44	2003
Ryan Greene	44	1999
9. Five players tied with	42	

GAMES STARTED

1. Jake Stevens	28	2005
Blaine Boyer	28	2004
Matt Coenen	28	2003
Adam Wainwright	28	2002
Chris Waters	28	2002
Jung Bong	28	2001
7. Anthony Lerew	27	2004
Macay McBride	27	2003
Zach Miner	27	2003
10. Thomas Hatch	26	2017
Ryne Reynoso	26	2008
Horacio Ramirez	26	2000

INNINGS PITCHED

1. Chris Waters	182.2	2002
2. Trey Hodges	173.0	2001
3. Jung Bong	168.0	2001
4. Macay McBride	164.2	2003
5. Adam Wainwright	163.1	2002
6. Roman Colon	163.0	2002
7. Christian Parra	157.2	2000
8. Blaine Boyer	154.0	2004
9. Zach Miner	153.2	2003
10. Matt Crim	149.2	2010

LOSSES

1. Wilfredo Boscan	12	2011
Richard Sullivan	12	2009
Jairo Cuevas	12	2007
4. Matt Crim	11	2010
Thomas Hatch	11	2017
Bryan Hudson	11	2018
6. Dustin Evans	10	2007
Kelvin Villa	10	2005
Blaine Boyer	10	2004
Matt Coenen	10	2003
Zach Miner	10	2003
Will Fleck	10	1999
Javier Assad	10	2019

ERA (Min. 112 IP)

1. Kenny "Bubba" Nelson	1.72	2002
2. Robbie Ross	2.26	2011
3. Christian Parra	2.28	2000
4. Derrick Lewis	2.40	1999
5. Daniel Curtis	2.53	2002
6. Nathan Kent	2.55	2000
7. Jonathan Martinez	2.56	2015
8. Randall Delgado	2.76	2010
Chris Waters	2.76	2002
Trey Hodges	2.76	2001

COMPLETE GAMES

1. Daniel Curtis	3	2002
Horacio Ramirez	3	2000
3. Daury Torrez	2	2015
Kyle Hendricks	2	2012
Luis Atilano	2	2006
Matt Harrison	2	2006
James Parr	2	2006
Zach Miner	2	2003
Chris Waters	2	2002
Christian Parra	2	2000



SINGLE SEASON INDIVIDUAL PITCHING RECORDS

WALKS

1. Victor Payano	90	2014
2. Derrick Lewis	81	1999
3. Erik Cordier	74	2009
4. Jairo Cuevas	71	2007
5. Kyle Cofield	66	2008
Adam Wainwright	66	2002
7. Scott Sobkowiak	63	1999
8. Luis Parra	62	2014
Jake Stevens	62	2005
Matt Coenen	62	2003

SHUTOUTS (Individual complete game)

1. Daniel Curtis	3	2002
2. Christian Parra	2	2000
Horacio Ramirez	2	2000
4. Casey Bloomquist	1	2017
Oscar De La Cruz	1	2017
Daury Torrez	1	2015
Nick Tepesch	1	2012
Joe Wieland	1	2011
Jose Capellan	1	2004
Erik Cordier	1	2009
Richard Sullivan	1	2009
Scott Diamond	1	2008
Cole Rohrbough	1	2008
James Parr	1	2007
Matt Harrison	1	2006
Daniel Curtis	1	2003
Chris Waters	1	2002
Brett Evert	1	2001

STRIKEOUTS

1. Adam Wainwright	167	2002
2. Christian Parra	163	2000
3. Scott Sobkowiak	161	1999
4. Jung Bong	145	2001
5. John Ennis	144	2001
6. Alec Asher	139	2013
Macay McBride	139	2003
Trey Hodges	139	2001
9. Trevor Clifton	129	2016
10. Barret Loux	127	2011

HITS ALLOWED

1. Matt Crim	180	2010
2. Roman Colon	170	2002
3. Jake Stevens	167	2005
4. Macay McBride	164	2003
5. Trey Hodges	156	2001
6. Chris Waters	154	2002
7. Jung Bong	151	2001

8. Zach Miner	150	2003
9. Adam Wainwright	149	2002
10. Anthony Lerew	145	2004
Matt Coenen	145	2003

RUNS ALLOWED

1. Matt Crim	101	2010
2. Jake Stevens	90	2005
3. Luis Parra	81	2014
Matt Butler	81	2003
Roman Colon	81	2002
6. Cole Rohrbough	80	2009
Jose Paulino	80	2018
7. James Parr	76	2006
8. Anthony Lerew	75	2004
9. Five players tied with	74	

EARNED RUNS ALLOWED

1. Matt Crim	81	2010
Jake Stevens	81	2005
3. Cole Rohrbough	75	2009
Matt Butler	75	2001
5. Luis Parra	72	2014
6. James Parr	71	2006
7. Victor Payano	64	2014
Roman Colon	64	2002
9. Wilfredo Boscan	63	2011
Matt Coenen	63	2003
Zach Miner	63	2003



Alec Asher (above) led the Birds in ERA and IP in 2013



CAREER RECORDS

CAREER INDIVIDUAL BATTING RECORDS

BATTING AVERAGE (min. 378 PA)

1. Marcus Giles	.320	1999, 2004
2. Chesny Young	.321	2015
3. Jarrod Saltalamacchia	.314	2005
4. Carl Loadenthal	.308	2005-06
5. Bill McCarthy	.305	2002
6. Rougned Odor	.305	2013
7. Luis Sardinas	.298	2013
8. Jordan Schafer	.294	2007
9. Nick Williams	.292	2014
10. Roberto Alvarez	.291	2007

GAMES PLAYED

1. Junior Brignac	258	1999-2001
2. Gregor Blanco	245	2003-04
3. Ryan Langerhans	241	2000-01
4. Cole Miles	227	2009-10
5. Preston Beck	219	2013-14
6. Edwin Garcia	218	2012-14
Santiago Chirino	218	2011-12
8. Steven Doetsch	211	2005-06
9. Carlos Duran	196	2003-05
10. Adam LaRoche	195	2001-02

AT-BATS

1. Junior Brignac	962	1999-2001
2. Gregor Blanco	897	2003-04
3. Ryan Langerhans	842	2000-01
4. Cole Miles	795	2009-10
5. Santiago Chirino	779	2011-12
6. Edwin Garcia	760	2012-14
7. Preston Beck	758	2013-14
8. Steven Doetsch	743	2005-06
9. Adam LaRoche	721	2001-02
10. Willie Cabrera	720	2007-08

RUNS SCORED

1. Gregor Blanco	139	2003-04
2. Ryan Langerhans	121	2000-01
3. Cole Miles	119	2009-10
4. Junior Brignac	118	1999-2001
5. Willie Cabrera	114	2007-08
6. Odubel Herrera	111	2012-14
Carl Loadenthal	111	2005-06
8. Preston Beck	104	2013-14
9. Eric Campbell	103	2007-08
10. Ernesto Mejia	101	2008-09

HITS

1. Gregor Blanco	241	2003-04
2. Ryan Langerhans	212	2000-01
3. Cole Miles	206	2009-10
4. Odubel Herrera	203	2012-14
Junior Brignac	203	1999-2001
6. Adam LaRoche	202	2001-02
7. Willie Cabrera	199	2007-08
8. Edwin Garcia	196	2012-14
9. Steven Doetsch	193	2005-06
10. Preston Beck	190	2013-14

DOUBLES

1. Ernesto Mejia	54	2008-09
2. Adam LaRoche	48	2001-02
3. Preston Beck	47	2013-14
4. Ryan Langerhans	44	2000-01
5. Marcus Giles	41	1999, 2004
6. Royce Bolinger	40	2013-14
7. Jared Hoying	39	2011-12
8. Willie Cabrera	39	2007-08
9. Jon Mark Owings	38	2008-09
10. Matt Young	37	2006-07
Scott Thorman	37	2003-04

TRIPLES

1. Cole Miles	16	2009-10
Gregor Blanco	16	2003-04
3. Jason Ross	13	1999
4. Chris Garia	11	2014
Quentin Davis	11	2007
Aramis Ademan	22	2018-19
Carlos Duran	11	2003-05
7. Adam Stern	10	2002-03
Ryan Langerhans	10	2000-01
9. Ryan Strausborger	9	2011
Jon Mark Owings	9	2008-09

HOME RUNS

1. Cody Johnson	38	2009-10
2. Isaiah Ka'aihue	35	2006-07
3. Eric Campbell	33	2007-08
4. Gerry Rodriguez	25	2009-10
5. Ernesto Mejia	24	2008-09
6. Mike Hessman	23	1999
7. Troy Cameron	22	2000-01
8. Joey Gallo	21	2014
9. Junior Brignac	20	1999-2001
10. Brandon Hicks	19	2008
Jarrod Saltalamacchia	19	2005

CAREER INDIVIDUAL BATTING RECORDS

RUNS BATTED IN

1. Preston Beck	116	2013-14
Eric Campbell	116	2007-08
3. Cody Johnson	109	2009-10
4. Ernesto Mejia	105	2008-09
5. Willie Cabrera	102	2007-08
6. Adam LaRoche	100	2001-02
7. Yasiel Balaguert	96	2016
Junior Brignac	96	1999-2001
9. Gerry Rodriguez	94	2009-10
10. Ernesto Mejia	93	2008

WALKS

1. Preston Beck	127	2013-14
2. Matt Young	108	2006-07
3. Gregor Blanco	101	2003-04
4. Jake Skole	100	2012-13
5. Tyler Flowers	98	2008
6. Vincent DiFazio	96	2011-12
7. Junior Brignac	91	1999-2001
8. Ryan Langerhans	87	2000-01
9. Aramis Ademan	86	2018-19
10. Isaiah Ka'aihue	83	2006-07

STRIKEOUTS

1. Junior Brignac	297	1999-2001
2. Gregor Blanco	228	2003-04
3. Ryan Langerhans	208	2000-01
4. Cody Johnson	200	2009-10
5. Troy Cameron	193	2000-01
6. Aramis Ademan	187	2018-19
6. Kevonte Mitchell	182	2018-19
7. Steven Doetsch	180	2005-06
8. Wladimir Galindo	175	2018-19
10. Jake Skole	166	2012-13
Connor Myers	166	2017-18

STOLEN BASES

1. Gregor Blanco	59	2003-04
2. Adam Stern	47	2002-03
Ryan Langerhans	47	2000-01
4. Chris Garia	45	2014
5. Junior Brignac	44	1999-2001
6. Cole Miles	43	2009-10
7. Carl Loadenthal	42	2005-06
8. Jeffrey Baez	40	2015-16
9. Odubel Herrera	38	2012-14
10. Quentin Davis	37	2007

CAUGHT STEALING

1. Junior Brignac	27	1999-2001
2. Gregor Blanco	25	2003-04
3. Ryan Langerhans	24	2000-01
4. Quentin Davis	21	2007
5. Cole Miles	18	2009-10
Steven Doetsch	18	2005-06
7. Matt Young	17	2006-07
8. Carl Loadenthal	16	2005-06
Willie James	16	2004-06
10. Kelly Johnson	15	2002

ON-BASE PERCENTAGE (Min. 378 PA)

1. Tyler Flowers	.427	2008
2. Curt Fiore	.398	2001
3. Carl Loadenthal	.397	2005-06
4. Jarrod Saltalamacchia	.394	2005
5. Wes Timmons	.391	2004, 2006
6. Matt Young	.386	2006-07
Bill McCarthy	.386	2002
8. Isaiah Ka'aihue	.385	2006-07
Marcus Giles	.385	1999, 2004
10. Jared Prince	.376	2011
A.J. Zapp	.376	2000

SLUGGING PERCENTAGE (Min. 378 PA)

1. Isaiah Ka'aihue	.541	2006-07
2. Jarrod Saltalamacchia	.519	2005
3. Jon Mark Owings	.516	2008-09
4. Cody Johnson	.517	2009-10
5. Ernesto Mejia	.511	2008-09
6. Marcus Giles	.504	1999, 2004
Mike Hessman	.504	1999
8. Brian McCann	.494	2004
9. Jordan Schafer	.477	2007
10. Andy Marte	.469	2003

EXTRA BASE HITS

1. Ernesto Mejia	83	2008-09
2. Ryan Langerhans	67	2000-01
3. Preston Beck	66	2013-14
4. Jon Mark Owings	65	2008-09
Gregor Blanco	65	2003-04
6. Isaiah Ka'aihue	64	2006-07
Adam LaRoche	64	2001-02
8. Eric Campbell	62	2007-08
Troy Cameron	62	2000-01
10. Cody Johnson	61	2009-10
Willie Cabrera	61	2007-08
Marcus Giles	61	1999, 2004



CAREER INDIVIDUAL BATTING RECORDS



Gregor Blanco (above) won a World Series in '12 and in '14 with the San Francisco Giants.

SACRIFICE HITS

1. Cole Miles	26	2009-10
2. Robert Marcial	23	2006-09
3. Quentin Davis	18	2007
4. Jonathan Schuerholz	17	2004
5. Junior Brignac	15	1999-2001
6. Adam Stern	14	2002-03
Connor Myers	14	2017-18
8. Aramis Ademan	13	2018-19
9. Jeffrey Baez	12	2015-16
Chris Garia	12	2014
Santiago Chirino	12	2011-12
Jared Hoyer	12	2011-12

SACRIFICE FLIES

1. Carlos Duran	12	2003-05
2. Santiago Chirino	11	2011-12
3. Haner Alberto	9	2012-14
Edwin Garcia	9	2012-14
Chris Grayson	9	2012-14
Van Pope	9	2005-06
Scott Thorman	9	2003-04
Andy Marte	9	2003
Cory Aldridge	9	2000
10. Trevor Adams	8	2013
Matt Young	8	2006-07
Tyler Alamo	8	2017-18
Kevonte Mitchell	8	2018-19

HIT BY PITCH

1. Jared Prince	30	2011
2. Vincent DiFazio	24	2011-12
3. Bill McCarthy	23	2002

4. Christian Villanueva	20	2012
5. Curt Fiore	19	2001
6. Ryan Langerhans	18	2000-01
7. Mark Zagunis	16	2015
Ernesto Mejia	16	2008-09
Wes Timmons	16	2004, 2006
10. Rougned Odor	15	2013
Ryan Strausborger	15	2011

DOUBLE PLAYS HIT INTO

1. Santiago Chirino	27	2011-12
Tyler Alamo	27	2017-18
2. Haner Alberto	25	2012-14
3. Ernesto Mejia	23	2008-09
4. Victor Caratini	22	2015
5. Ryan Lehr	20	1999-2000
6. Edwin Garcia	19	2012-14
Jesus Sucre	19	2009-10
Eric Campbell	19	2007-08
9. Tomas Telis	18	2012
Jose Salas	18	2003-04
Mark Mortimer	18	1999-01
Jhonny Pereda	18	2018
P.J. Higgins	18	2017-18

ERRORS

1. Odubel Herrera	50	2012-14
2. Aramis Ademan	47	2018-19
3. Troy Cameron	39	2000-01
4. Leury Garcia	37	2011
5. Wladimir Galindo	36	2018-19
6. Robert Marcial	35	2006-09
7. Jaime Trejo	28	2005-06
Andy Marte	28	2003
9. Haner Alberto	26	2012-14
Luis Sardinas	26	2013
11. Edwin Garcia	25	2012-14
Eric Campbell	25	2007-08
Elvis Andrus	25	2007
Jonathan Schuerholz	25	2004



CAREER INDIVIDUAL PITCHING RECORDS

WINS

1. Jonathan Martinez	21	2015-16
2. Chris Waters	18	2002-05
3. Jake Stevens	17	2005-07
Christian Parra	17	2000
5. Jung Bong	16	2000-01
6. Ralph Roberts	15	2003-06
Sean White	15	2004-05
Trey Hodges	15	2001
Horacio Ramirez	15	2000
10. Scott Sobkowiak	14	1999, 2002

LOSSES

1. Jake Stevens	23	2005-07
2. Alex Lange	17	2018-19
3. Kelvin Villa	16	2005-06
Ralph Roberts	16	2003-06
Ryan Kellogg	16	2017-19
6. Victor Payano	15	2013-14
7. Luke Jackson	14	2012-2013
Chris Waters	14	2002-05
9. Matt Wright	13	2003-04
Dan Curtis	13	2000, 2002-03

EARNED RUN AVERAGE (Minimum 114.0

innings pitched)

1. Ray Aguilar	1.71	2002, 2004
2. Kenny Nelson	1.72	2002
3. Robbie Ross	2.26	2011
4. Christian Parra	2.28	2000
5. Derrick Lewis	2.40	1999
7. Nathan Kent	2.55	2000
8. Trevor Clifton	2.72	2016
9. Randall Delgado	2.76	2010
Trey Hodges	2.76	2001

WIN PERCENTAGE (Minimum 10 Decisions)

1. Andrew Faulkner	.909	2014
Ray Aguilar	.909	2002, 2004
3. Scott Diamond	.857	2008
4. Deunte Heath	.818	2008
Kyle Davies	.818	2004
6. Christian Parra	.810	2000
7. Michael Heesch	.800	2015
Manny Acosta	.800	2003-05
9. Zach Osborne	.769	2011-12



Scott Diamond went 12-2 for the Pelicans in 2008. He debuted with the Twins in 2011.

APPEARANCES

1. Ralph Roberts	145	2003-06
2. Ryan Kellogg	83	2017-19
3. Paul Bush	76	2003-05
Jordan Minch	76	2016-18
5. Tommy Thorpe	74	2016-17
6. Daury Torrez	66	2015-16
7. Jake Stevens	64	2005-07
8. Josh Tillery	63	2002-03
9. Zach Osborne	62	2011-12
10. Kevin Gunderson	59	2007-08



CAREER INDIVIDUAL PITCHING RECORDS

GAMES STARTED

1. Jake Stevens	52	2005-07
2. Chris Waters	48	2002-05
3. Victor Payano	46	2013-14
4. Jonathan Martinez	44	2015-16
5. Kelvin Villa	38	2005-06
6. Dan Curtis	36	2000, 2002-03
7. Cole Rohrbough	35	2008-10
8. Matt Wright	34	2003-04
Jung Bong	34	2000-01
Alex Lange	34	2018-19
10. Luke Jackson	32	2012-2013

COMPLETE GAMES

1. Dan Curtis	5	2000, 2002-03
2. James Parr	3	2006-07
Chris Waters	3	2002-05
Horacio Ramirez	3	2000
5. Daury Torrez	2	2015-16
Kyle Hendricks	2	2012
Luis Atilano	2	2006
Matt Harrison	2	2006
Zach Miner	2	2003
Brett Evert	2	2001-02
Christian Parra	2	2000

SHUTOUTS

1. Dan Curtis	4	2000, 2002-03
2. Horacio Ramirez	2	2000
3. Daury Torrez	1	2015-16
Nick Tepesch	1	2012
Joe Wieland	1	2011
Erik Cordier	1	2009
Richard Sullivan	1	2009
James Parr	1	2006-07
Matt Harrison	1	2006
Jose Capellan	1	2004
Chris Waters	1	2002-05
Brett Evert	1	2001-02
Christian Parra	1	2000

SAVES

1. Kevin Barry	26	2002
2. Ryan McNeil	22	2016
Sung Ki Jung	22	2007
4. Glenn Tucker	21	2004-05
5. Brad Voyles	20	1999-2001
6. Ben Rowen	19	2012
7. Cory Gearrin	17	2009
Ryan Greene	17	1999-2000
9. Jasvir Rakkar	16	2015
Billy Sylvester	16	2000

INNINGS PITCHED

1. Chris Waters	302.2	2002-05
2. Jake Stevens	296.0	2005-07
3. Ryan Kellogg	251.0	2017-19
4. Ralph Roberts	249.1	2003-06
5. Jonathan Martinez	247.0	2015-16
6. Dan Curtis	232.1	'00, '02-'03
7. Kelvin Villa	220.0	2005-06
8. Jung Bong	211.1	2000-01
9. Victor Payano	213.0	2013-14
10. Daury Torrez	202.2	2015-16

HITS ALLOWED

1. Jake Stevens	345	2005-07
2. Ryan Kellogg	293	2017-19
3. Chris Waters	281	2002-05
4. Kelvin Villa	233	2005-06
5. Dan Curtis	231	2000, 2002-03
6. Ralph Roberts	226	2003-06
7. Jonathan Martinez	211	2015-16
8. Daury Torrez	211	2015-16
9. Victor Payano	208	2013-14
10. Matt Wright	197	2003-04

RUNS ALLOWED

1. Jake Stevens	199	2005-07
2. Ryan Kellogg	148	2017-19
3. Chris Waters	134	2002-05
4. Victor Payano	133	2013-14
5. Kelvin Villa	130	2005-06
6. Ralph Roberts	124	2003-06
7. Cole Rohrbough	117	2008-10
8. Ryan Kellogg	148	2017-19
9. J.J. Hoover	104	2009-10
Matt Butler	104	2001, 2003

EARNED RUNS ALLOWED

1. Jake Stevens	178	2005-07
2. Victor Payano	125	2013-14
Ryan Kellogg	125	2017-19
4. Chris Waters	118	2002-05
5. Kelvin Villa	108	2005-06
6. Cole Rohrbough	107	2008-10
7. Ralph Roberts	102	2003-06
8. Matt Butler	97	2001, 2003
9. Jonathan Martinez	94	2015-16
10. Matt Wright	90	2003-04



CAREER INDIVIDUAL PITCHING RECORDS



Barret Loux struck out 127 batters for the Pelicans in 2011 - he was traded to the Cubs in November of 2013.

HOME RUNS ALLOWED

1. Jake Stevens	27	2005-07
2. Ryan Kellogg	24	2017-19
3. Jonathan Martinez	23	2015-16
4. Victor Payano	22	2013-14
Chris Waters	22	2002-05
6. Ralph Roberts	20	2003-06
Dan Curtis	20	2000, 2002-03
8. Jeremy Null	17	2015-17
Daury Torrez	17	2015-16
Paul Bush	17	2003-05

WALKS ALLOWED

1. Victor Payano	147	2013-14
2. Jake Stevens	132	2005-07
3. Ralph Roberts	116	2003-06
4. Matt Wright	100	2003-04
5. Kelvin Villa	95	2005-06
6. Chris Waters	84	2002-05
7. Cody Buckel	81	2012, 2014
Derrick Lewis	81	1999
9. Luke Jackson	79	2012-2013
10. Erik Cordier	74	2009

STRIKEOUTS

1. Ralph Roberts	214	2003-06
2. Scott Sobkowiak	193	1999, 2002
3. Matt Wright	191	2003-04
4. Dan Curtis	188	2000, 2002-03
5. Jake Stevens	185	2005-07
6. Paul Bush	182	2003-05
Jung Bong	182	2000-01
8. Chris Waters	181	2002-05
9. Luke Jackson	178	2012-13
10. Jeremy Null	168	2015-17

HIT BATTERS

1. Chris Waters	29	2002-05
2. Randol Rojas	18	2012-2013
3. Jake Stevens	17	2005-07
4. Cole Rohrbough	16	2008-10
5. Matt Merricks	15	2003-04
6. Kevin Pucetas	14	2013-14
7. Justin Steele	13	2017-18
8. Moises Hernandez	12	2006-07
Bryan Hudson	12	2018-19
10. Ryan Kellogg	11	2017-19



CAREER INDIVIDUAL PITCHING RECORDS

WILD PITCHES		
1. Jake Stevens	25	2005-07
2. Bryan Digby	24	2003, 2005
Matt Wright	24	2003-04
Alex Lange	24	2018-19
5. Moises Hernandez	20	2006-07, 2009
6. Tommy Thorpe	19	2016-17
8.. Trevor Clifton	18	2016
9. Barret Loux	17	2011
Jose Miguel Gonzalez	17	2021
10. Erik Cordier	16	2009
Chris Waters	16	2002-05

BALKS		
1. Cole Rohrbough	5	2008-09
Jake Stevens	5	2005-07
3. Daury Torrez	4	2015-16
Randol Rojas	4	2012-2013
Andy Bent	4	2001
Horacio Ramirez	4	2000
Chad Hockin	4	2019
7. Twelve tied with	3	



Ralph Roberts (above) holds the Pelicans career franchise marks in appearances (145) and strikeouts (214).

SINGLE-GAME RECORDS

SINGLE GAME BATTING RECORDS

	<u>AT-BATS</u>	
Zach Zaneski	10	6/12/11 @ KIN*
Jorge Alfaro	9	7/30/14 @ POT
Leury Garcia	9	6/12/11 @ KIN*
David Paisano	9	6/12/11 @ KIN*
Jared Prince	9	6/12/11 @ KIN*
Amadeo Zazueta	9	5/19/10 @ W-S
Mike Daniel	9	5/19/10 @ W-S
Junior Brignac	9	7/24/01 vs. W-S
*23 Inning Game		

	<u>RUNS SCORED</u>	
Rashad Crawford	5	7/16/15 at W-S
24 times	4	

	<u>HITS</u>	
D.J. Artis	5	8/2/19 vs. FAY
Bryant Flete	5	8/22/17 vs. BC
Chesny Young	5	7/17/15 @ POT
Jorge Alfaro	5	5/27/14 vs. SAL
Zach Zaneski	5	5/3/11 @ POT
Donell Linares	5	8/14/09 @ LYN
Carl Loadenthal	5	7/17/06 @ WIL
Jim Scharrer	5	7/11/99 vs. FRE
Mike Hessman	5	6/6/99 @ LYN
Jerrod Wong	5	6/6/99 @ LYN

	<u>DOUBLES</u>	
Gleyber Torres	3	6/3/16 at SAL
Nick Williams	3	5/17/14 vs. POT (#2)
Christopher Bostick	3	7/30/14 at POT
Trever Adams	3	7/23/13 @ LYN
Jared Hoying	3	8/21/11 vs. KIN
Ryan Strausborger	3	7/16/11 vs. SAL
Zach Zaneski	3	5/3/11 @ POT
Ryan Strausborger	3	4/30/11 vs. FRE
Tyler Flowers	3	4/29/08 @ LYN
Josh Burrus	3	5/4/05 @ SAL
Andy Marte	3	5/10/03 @ WIL
Brayan Pena	3	5/2/03 @ SAL
Zach Davis	3	6/27/19 @ Fay

	<u>TRIPLES</u>	
Ryan Cordell	2	8/31/14 vs. LYN
Chris Garia	2	5/11/14 @ POT
Chris Garia	2	5/7/14 @ SAL
Rougned Odor	2	6/14/13 vs. CAR
Odubel Herrera	2	5/24/12 vs. LYN
Ryan Strasborger	2	5/3/11 @ POT
Bill McCarthy	2	6/12/02 vs. LYN
Jason Ross	2	9/2/99 @ POT
Marcus Giles	2	6/26/99 vs. SAL

Jon Mark Owings	2	5/2/09 vs. SAL
Jason Ross	2	4/29/99 vs. KIN

	<u>HOME RUNS</u>	
Joey Gallo	3	5/16/14 vs. POT
Joey Gallo	3	4/23/14 @ FRE

	<u>RUNS BATTED IN</u>	
Joey Gallo	7	5/30/14 vs. CAR
Zach Zaneski	7	5/3/11 @ POT
Tyler Flowers	7	6/20/08 @ LYN
Zach Cone	6	4/23/14 @ FRE
Joey Gallo	6	4/23/14 @ FRE
Edwin Garcia	6	6/9/12 @ CAR
Troy Cameron	6	5/29/01 @ SAL

	<u>WALKS</u>	
Chesny Young	4	9/1/15 @ POT
Billy McKinney	4	5/7/15 vs. SAL
Odubel Herrera	4	5/28/14 @ POT
Odubel Herrera	4	4/23/14 @ FRE
Nick Williams	4	4/11/14 @ SAL
Kellin Deglan	4	4/21/13 @ CAR
Mycal Jones	4	8/12/10 vs. FRE
Michael Rozema	4	8/10/05 vs. KIN
Cory Aldridge	4	7/31/00 vs. POT
Jordan Nwogu	4	7/28/21 @ AUG

	<u>STRIKEOUTS</u>	
Gerry Rodriguez	6	5/1/10 vs. FRE
Elvis Andrus	5	6/15/07 vs. KIN
Matt Esquivel	5	5/5/05 @ SAL
Ardley Jansen	5	5/18/05 @ FRE
Gregor Blanco	5	7/20/03 vs. FRE

	<u>STOLEN BASES</u>	
Junior Brignac	4	8/12/00 @ WIL
17 times	3	

	<u>CAUGHT STEALING</u>	
Many times	2	



SINGLE GAME PITCHING RECORDS

<u>Innings Pitched (Starter)</u>		
Luis Parra	9.0	5/12/14 vs. W-S
Kyle Hendricks	9.0	6/27/12 @ LYN
Richard Sullivan	9.0	5/27/09 vs. W-S
James Parr	9.0	5/17/07 @ WIL
Luis Atilano	9.0	6/22/06 @ SAL
Chris Waters	9.0	7/7/02 vs. WIL
Roman Colon	9.0	6/2/02 vs. FRE
Daniel Curtis	9.0	5/7/02 vs. W-S
Daniel Curtis	9.0	4/15/02 vs. W-S
Nathan Kent	9.0	7/14/00 vs. SAL
Nathan Kent	9.0	8/13/00 @ WIL
Christian Parra	9.0	8/31/00 vs. SAL

<u>Innings Pitched (Reliever)</u>		
Jacob Thompson	7.0	7/2/09 vs. SAL
Jung Bong	7.0	8/24/00 @ KIN
Jason Flach	6.2	6/27/99 @ SAL
Cole Rohrbough	6.1	7/23/09 vs. W-S
Jacob Thompson	6.1	7/19/09 vs. W-S

<u>Hits Allowed</u>		
Kelvin Villa	14	6/7/06 vs. LYN
Daury Torrez	13	6/15/15 @ W-S
Ryan Bores	13	8/16/14 @ SAL
Randol Rojas	13	7/21/12 @ POT
Nick Tepesch	13	5/12/12 vs. SAL
James Parr	13	5/2/06 @ SAL
Jake Stinnett	12	6/2/16 at SAL
Nick McBride	12	8/22/13 vs. SAL
Zeke Spruill	12	8/28/10 @ W-S
Julio Teheran	12	6/28/10 @ LYN
Zeke Spruill	12	4/16/10 @ SAL
Luis Atilano	12	5/12/06 @ POT
Chris Waters	12	8/11/05 vs. KIN
Roman Colon	12	7/5/02 @ POT
Erich Uelmen	12	7/18/18 @ CAR
Jose Paulino	12	4/12/18 vs. POT
Paul Richan	12	4/26/19 vs. SAL

<u>Runs Allowed</u>		
Luis Parra	11	7/19/14 vs. CAR
Erling Moreno	12	4/8/19 @ DE
Ryan Bores	10	8/16/14 at SAL
Cole Rohrbough	10	6/2/09 @ W-S
James Parr	10	5/27/06 vs. WIL
Jose Paulino	10	5/20/18 @ FRED
Jose Paulino	10	7/6/18 at BC
Jose Miguel Gonzalez	10	9/10/21 @ CSC

<u>Earned Runs Allowed</u>		
Luis Parra	11	7/19/14 vs. CAR
Erling Moreno	12	4/8/19 @ DE
Ryan Bores	10	8/16/14 at SAL
Cole Rohrbough	10	6/2/09 @ W-S

Jose Paulino	10	7/6/18 @ BC
Jose Miguel Gonzalez	10	9/10/21 @ CSC
Matt Crim	9	7/4/10 vs. SAL
Zeke Spruill	9	4/16/10 @ SAL
Jeff Lyman	9	8/1/07 @ KIN
James Parr	9	5/27/06 vs. WIL
Luis Atilano	9	5/18/06 @ WIL
James Parr	9	5/2/06 @ SAL
Jake Stevens	9	9/5/05 vs. KIN
Blaine Boyer	9	6/3/04 @ POT
Zachery Frachiseur	9	6/18/99 @ W-S

<u>Home Runs Allowed</u>		
Ryan Kellogg	5	5/17/17 vs. BC
Deunte Heath	4	7/25/07 vs. FRE
Stephen Russell	4	8/22/06 @ WIL
Daniel Curtis	4	6/23/02 @ LYN
Jose Miguel Gonzalez	4	9/10/21 @ CSC

<u>Walks Allowed</u>		
Carlos Sencion	8	6/25/07 @ LYN
Tony Pierce	8	5/14/00 @ POT
Derrick Lewis	8	7/4/99 @ KIN

<u>Strikeouts</u>		
Julio Teheran	14	5/31/10 @ FRE
Kyle Davies	14	6/12/04 @ KIN
Thomas Hatch	13	5/28/17 @ CAR
Joe Wieland	13	5/4/11 @ POT
Tommy Hanson	13	4/4/08 @ WIL
11 times	12	

<u>Wild Pitches</u>		
Ryan Harvey	4	4/15/14 vs. POT
Jason Richardson	4	8/29/04 @ FRE
Matt Wright	4	6/6/03 @ KIN
Jose Almonte	4	8/17/21 @ FAY
Daniel Palencia	4	8/29/21 vs. COL

<u>Balks</u>		
Abel De Los Santos	2	8/24/14 at LYN
Alexander Claudio	2	6/14/14 at FRE
Nick Martinez	2	4/26/13 vs. POT
Jake Stevens	2	4/17/05 vs. POT
Cole Rohrbough	2	8/31/08 vs. KIN
Cole Rohrbough	2	8/21/08 @ W-S
Chad Hockin	2	7/21/19 vs. SAL
Jose Miguel Gonzalez	2	5/6/21 @ CSC
Daniel Palencia	2	8/8/21 @ COL

STREAKS AND FEATS

Most consecutive games with a hit	22 (Odubel Herrera, May 6-June 1, 2012) 20 (J.C. Holt, August 2-August 23, 2006) 18 (Zach Zaneski, June 12-July 22, 2011) 18 (Travis Jones, June 28-July 19, 2008) 18 (Willie Cabrera, May 31-June 17, 2008) 18 (Roberto Alvarez, June 27-July, 2007) 18 (Martin Prado, April 24-May 13, 2005) 17 (Rougned Odor, July 7-July 25, 2013) 17 (Marcus Giles, August 25-September 12, 1999)
Most consecutive multi-hit games	8 (Jared Bolden, July 11-July 20, 2011) 6 (Jordan Schafer, August 28-September 2, 2007) 6 (Eric Campbell, June 17-June 25, 2007) 6 (Matt Young, May 27-June 1, 2007) 6 (Carlos Duran, June 11-June 17, 2004)
Most consecutive games reaching base (since 2009).....	44 (Chesny Young, June 6-July 25, 2015)** <i>Carolina League Record</i> ** 31 (Ryan Strausborger, May 19-June 24, 2011) 28 (Chesny Young, August 6-end of 2015 season) 28 (Odubel Herrera, May 6-June 6, 2016) 27 (David Bote, August 4-end of 2016 season)
Most consecutive games with a run scored	12 (Ernesto Mejia, May 24-June 4, 2008) 10 (Willie Cabrera, July 6-July 19, 2008) 9 (David Bote, August 20-30, 2016) 9 (Nick Williams, June 3-June 30, 2014) 9 (Joe Maloney, June 9-June 21, 2013) 9 (Leury Garcia, June 14-June 27, 2011) 9 (Eric Campbell, June 13-June 25, 2007) 8 (Gleyber Torres, April 16-23, 2016) 8 (Chris Garia, June 26-July 4, 2014) 8 (Chris Garia, May 23-May 31, 2014) 8 (Mitch Hilligoss, June 16-June 27, 2011) 8 (Mycal Jones, August 8-August 14, 2010) 8 (Isaiah Ka'aihue, May 26-June 2, 2007) 8 (Isaiah Ka'aihue, August 9-August 15, 2006) 8 (Brandon Jones, May 30-June 6, 2006)
Most consecutive games with a double	6 (Andy Marte, May 14-May 22, 2003) 5 (Travis Wilson, August 17-August 22, 2000)
Most consecutive games with a triple.....	3 (Cole Miles, May 7-9, 2010) 2 (Pin-Chieh Chen, August 15-August 16, 2015) 2 (Drew Robinson, August 27-August 29, 2013) 2 (Luis Sumoza, July 1-2, 2010) 2 (Gregor Blanco, August 20-August 21, 2004) 2 (Jeffrey Spencer, August 24-August 25, 1999) 2 (Edmond American, May 26-May 27, 2021)
Most consecutive games with a home run.....	4 (Isaiah Ka'aihue, August 11-August 14, 2006)



- 3 (Gioskar Amaya, June 11-13, 2016)
- 3 (Kellin Deglan, May 4-May 7, 2013)
- 3 (Cody Johnson, April 9-April 11, 2009)
- 3 (Cody Johnson, April 28-May 1, 2009)
- 3 (Ernesto Mejia, June 14-June 17, 2008)
- 3 (Eric Campbell, June 5-June 7, 2008)
- 3 (Isaiah Ka'aihue, July 27-July 29, 2006)

- Most consecutive games with an RBI
- 12 (Donell Linares, May 21-June 2, 2009)
 - 9 (Isaiah Ka'aihue, June 2-June 12, 2007)
 - 8 (Billy McKinney, May 3-May 9, 2015)
 - 8 (Jorge Alfaro, June 23-July 1, 2014)
 - 8 (Hanser Alberto, August 2-August 10, 2012)
 - 8 (Curt Fiore, June 22-June 29, 2001)
 - 8 (Travis Wilson, May 14-May 21, 2000)
 - 7 (Ian Happ, June 1-7, 2016)
 - 7 (Yasiel Balaguert, July 18-25, 2016)
 - 7 (Nick Williams, May 8-May 16, 2014)

- Most consecutive multi-RBI games
- 4 (Marcus Giles, July 24-July 27, 1999)
 - 3 (Gleyber Torres, May 13-15, 2016)
 - 3 (Yasiel Balaguert, July 18-21, 2016)
 - 3 (Billy McKinney, May 3-May 5, 2015)
 - 3 (Ben Carhart, April 18-April 23, 2015)
 - 3 (Ryan Cordell, August 25-August 27, 2014)
 - 3 (Jared Bolden, July 16-July 19, 2011)
 - 3 (Dan Nelson, June 26-28, 2010)

- Most consecutive games with a walk
- 11 (Jason Vosler, August 4-August 15, 2015)
 - 9 (Vinny DiFazio, April 14-April 30, 2011)
 - 8 (Preston Beck, June 22-June 29, 2014)
 - 8 (Joey Gallo, May 17-May 25, 2014)
 - 8 (Tyler Flowers, July 26-August 5, 2008)

- Most consecutive games with a strikeout
- 20 (Cody Johnson, July 20-August 16, 2009)
 - 19 (Wladimir Galindo, June 6-June 27, 2018)
 - 17 (Scott Schade, April 27-May 18, 2005)
 - 16 (Carlos Guzman, May 19-June 18, 2005)
 - 15 (Gleyber Torres, April 7-22, 2016)
 - 15 (Cody Johnson, April 9-April 23, 2009)

- Most consecutive games with a stolen base
- 5 (J.C. Holt, April 28-May 14, 2006)
 - 4 (Jeffrey Baez, April 11-15, 2016)
 - 4 (Quentin Davis, May 4-May 7, 2007)
 - 4 (Carl Loadenthal, August 19-August 23, 2006)
 - 4 (Gregor Blanco, June 11-June 15, 2003)
 - 4 (Zach Davis, May 5-May 9, 2019)

- Most consecutive games caught stealing
- 3 (Josh Burrus, June 13-15, 2005)

- Most consecutive games committing an error
- 4 (Jordan Kreke, August 19-21, 2010)
 - 4 (Samuel Sime, June 17-19, 2010)

4 (Jesus Sucre, May 19-28, 2010)

4 (Robert Marcial, August 8-August 13, 2009)

Most consecutive days without a game 612 days (Sept. 1 2019-May 4 2021)

No-Hitter (9 innings).....

Nick Tepesch (7.1 IP) & Jimmy Reyes (1.2 IP), May 19, 2012 at Wilington

DJ Herz (5.0 IP), Jeremiah Estrada (2.2 IP), Bailey Reid (0.1 IP), & Danis Correa (1.0 IP), June 23, 2021 at Columbia

No-Hitter (non-9 innings).....

Tim Spooneybarger (1.0 IP) & Christian Parra (6.0 IP), July 23, 2000 at Frederick

Hitting for the cycle

Jerrod Wong, June 6, 1999 at Lynchburg (5-6, 2 2B, 3B, HR, 4 R, 4 RBI)

Hitting a grand slam.....

Ethan Hearn September 11, 2021 (off of Antonio Jimenez of Charleston)

Kevin Made.....September 7, 2021 (off of Ben Brecht of Charleston)

Jonathan Sierra August 3, 2021 (off of Patrick Smith of Columbia, inside the park)

Miguel Amaya June 29, 2019 (off of Austin Hanson of Fayetteville)

D.J. Wilson..... June 27, 2019 (off of Humberto Castellanos of Fayetteville)

Tyler Alamo (walk-off)..... May 29, 2018 (off of Mike Morrison of Winston-Salem)

Andrew Monasterio..... July 31st, 2018 (off of Joe Palumbo of Down East)

Jesse Hodges..... July 18, 2017 (off of Justin Ferrell of Buies Creek)

Eloy Jimenez..... May 25, 2017 (off of Luis Martinez of Winston-Salem)

Yasiel Balaguert..... May 18, 2016 (off of Thad Lowry of Winston-Salem)

Cael Brockmeyer..... July 21, 2015 (off of Kevin McAvoy of Salem)

Ryan Cordell..... August 30, 2014 (off of Alex Wilson of Lynchburg)

Lewis Brinson..... July 30, 2014 (off of Khayyan Norfolk of Potomac)

Hanser Alberto..... June 19, 2014 (off of Luis Santos of Wilmington)

Joey Gallo..... May 30, 2014 (off of Clayton Cook of Carolina)

Preston Beck..... April 17, 2014 (off of Travis Henke of Potomac)

Trever Adams..... August 13, 2013 (off of Gene Escat of Frederick)

Preston Beck..... August 5, 2013 (off of Zach Clark of Frederick)

Zach Zaneski..... May 3, 2011 (off of Mitchell Clegg of Potomac)

Samuel Sime..... August 2, 2010 (off of Brian Greening of Kinston)

Matt Kennelly..... May 4, 2010 (off of Jesse Estrada of Potomac)

Gerardo Avila..... April 9, 2010 (off of Tim Melville of Wilmington)

Donell Linares..... August 30, 2009 (off of Brett Jacobson of Frederick)

Cody Johnson..... July 2, 2009 (off of Casey Kelly of Salem)

Tyler Flowers..... July 9, 2008 (off of Jason Dominguez of Salem)

Eric Campbell..... June 20, 2008 (off of Daniel Moskos of Lynchburg)

Jon Mark Owings..... June 2, 2008 (off of Isreal Chirino of Winston-Salem)

Tyler Flowers..... April 20, 2008 (off of Jeanmar Gomez of Kinston)

Isaiah Ka'ahue..... June 20, 2007 (off of David Hernandez of Frederick)

Roberto Alvarez..... May 31, 2007 (off of Ryan Ouellette of Frederick)

Quentin Davis..... May 13, 2007 (off of David Hernandez of Frederick)

Clint Sammons..... August 26, 2006 (off of Manny Basilio of Frederick)

Mark Jurich..... August 18, 2006 (off of Trent Baysinger of Frederick)

Diory Hernandez..... July 30, 2006 (off of Kyle Bloom of Lynchburg)

Matt Young..... May 28, 2006 (off of Mathew Goodson of Wilmington)

Jarrod Saltalamacchia..... August 5, 2005 (off of Jonathan Beltre of Salem)

Gregor Blanco..... August 27, 2004 (off of Terry Caughey of Frederick)

Ben Thomas..... May 7, 2004 (off of Nic Gravelle of Lynchburg)

Adam LaRoche..... April 19, 2002 (off of Carlos De La Cruz of Kinston)

Jeff Rodriguez..... August 9, 2001 (off of Greg Dukeman of Lynchburg)

Mark Mortimer..... July 27, 2001 (off of Ryan Price of Salem)

Wilson Betemit..... June 15, 2001 (off of Terry Plank of Frederick)

Jaeme Leal..... June 3, 2001 (off of Eric Fisher of Winston-Salem)

Troy Cameron..... May 29, 2001 (off of Ryan Price of Salem)

Jeff Rodriguez..... May 24, 2001 (off of Mike Spiegel of Kinston)

Adam LaRoche..... April 7, 2001 (off of Jeff Bajenaru of Winston-Salem)

Alfredo Castro..... August 25, 2000 (off of Ryan Price of Salem)

Ryan Langerhans..... May 20, 2000 (off of Matt Achilles of Frederick)

A.J. Zapp..... April 14, 2000 (off of Dean Brueggemann of Salem)

Jarrod Wong..... September 3, 1999 (off of Rick Gonzales of Potomac)

Ryan Lehr..... August 26, 1999 (off of Kai Freeman of Winston-Salem)





Following the restructuring of Minor League Baseball in 2021, the Carolina League was renamed the “Low-A East” with 12 teams and three divisions. The Charleston RiverDogs won their first league championship in team history after winning the South Division and defeating the Down East Wood Ducks in five games. Beginning in 2022, the league will compete with two six-team divisions under the Carolina League title once again.



CAROLINA LEAGUE

MyrtleBeachPelicans.com

LEAGUE INFORMATION



MINOR LEAGUE BASEBALL

9550 16th St North
 St. Petersburg, FL 33716
 Phone: (336) 691-9030 Fax: (336) 464-2737
 Email: communications@MiLB.com
 Website: www.MiLB.com

LEAGUE FRONT OFFICE

DIRECTOR, HUMAN RESOURCES Tara Thornton
 SENIOR VP, BASEBALL & BUSINESS OPERATIONS Tim Brunswick
 SENIOR DIRECTOR, COMMUNICATION Jeff Lantz
 SENIOR VP, DIGITAL STRATEGY & BUSINESS DEVELOPMENT Katie Davison

CAROLINA LEAGUE

NORTH DIVISION



Down East Wood Ducks



SOUTH DIVISION





Years of Operation	1945-Pres.
Schedule	132 Games
Opening Date	April 8, 2022
Closing Date.....	September 11, 2022
League Statistician	MLB Advanced Media, L.P. 75 Ninth Avenue, 5th Floor, New York, NY 10011

After the 2021 season operating under the “Low-A East” name, the Carolina League title will return to Minor League Baseball in 2022. During the 2021 season, the leagues had regional names while the rights to the use of the historic league names were in the process of being acquired by MLB.

FORMER CAROLINA LEAGUE INFO (1945-2020)

Years of Operation	1945-2020
Schedule	140 games
Roster Limit	25 active, 35 under control
Playoff Format	Winners of each half from each division qualify for the postseason
<u>Divisional Playoffs:</u> Champions from each half in either division play a best-of-5 Divisional Series	
<u>Mills Cup Championship:</u> Divisional Series winners play best-of-5 series	

Wild Card
In the event the same team wins both half championships, a wild-card team qualifies for the postseason based on best second-half record behind the first-place finisher

ALL-TIME LEAGUE CLUB NICKNAMES

Augusta

Macon Peaches..... 1980-1982
Macon Redbirds..... 1983
Macon Pirates..... 1984-1987
Augusta Pirates 1988-1993
Augusta GreenJackets. 1994-pres.

Carolina

Mudcats2012-present

Charleston

Royals..... 1980-1984
Rainbows 1985-1993
RiverDogs.....1994-present

Columbia

Savannah Cardinals..... 1984-1995
Savannah Sand Gnats . 1996-2015
Fireflies2016-present

Delmarva

Sumter Flyers 1991
Albany Polecats..... 1992-1995
Shorebirds.....1996-present

Fayetteville/Buies Creek/Fayetteville

Athletics 1950-52
Highlanders.....1953-56
Astros..... 2017-18
Woodpeckers2019-present

Fredericksburg

Nationals.....2020-present

Kannapolis

Intimidators 2001-2019
Cannon Ballers2020-present

Kinston/Down East

Eagles 1956-57, 62-72, 78-81, 86
Expos 1974
Blue Jays 1982-85
Indians1987-2011
Wood Ducks2017-present

Lynchburg

White Sox.....1966-69
Twins.....1970-74
Rangers 1975
Mets.....1976-87
Red Sox 1988-94
Hillcats1995-present

Myrtle Beach

Pelicans1999-present

Salem

Rebels 1968-71
Pirates1972-79
Redbirds..... 1980-86
Buccaneers..... 1987-94
Avalanche 1995-2008
Red Sox2009-present

CAROLINA LEAGUE QUICK REFERENCE GUIDE

DELMARVA SHOREBIRDS

6400 Hobbs Rd
Salisbury, MD 21804
Ph: (410) 219-3112
Fax: (410) 219-9164
Media Contact:
Sam Jellinek
(215) 450-4049



LYNCHBURG HILLCATS

3180 Fort Avenue
Lynchburg, VA 24501
Ph: (434) 528-1144
Fax: (434) 846-0768



FREDERICKSBURG NATIONALS

601 Caroline St. 1st Floor,
Fredericksburg, VA 22401
Ph: (540) 858-4242
Fax: (540) 858-4242
Media Contact:
Joey Zanaboni
(540) 858-4242



SALEM RED SOX

1004 Texas Street
Salem, VA 24153
Ph: (540) 389-3333
Fax: (540) 389-9710



KANNAPOLIS CANNON BALLERS

250 W B St.
Kannapolis, NC 28081
Ph: (704) 932-3267
Fax: (704) 938-7040
Media Contact:
Trevor Wilt
(704) 932-3267
twilt@kcballers.com



CHARLESTON RIVERDOGS

360 Fishburne St.
Charleston, SC 29403
Ph: (843) 723-7241
Fax: (843) 723-2641
Media Contact:
Jason Kempf
(920) 960-6919
jkempf@riverdogs.com



FAYETTEVILLE WOODPECKERS

225 Ray Ave Suite 165, Fayetteville,
N.C., 28301
Ph: (910) 339-1989
Media Contact:
Andrew Chapman
(910) 339-1989
achapman@astros.com



CAROLINA MUDCATS

1501 NC Highway 39, PO Drawer 1218
Zebulon, NC 27597
Ph: (919) 269-2287
Fax: (919) 269-4910
Media Contact:
Greg Young
(919) 269-2287
mudcatsradio@GoMudcats.com



DOWN EAST WOOD DUCKS

400 East Grainger Avenue
Kinston, NC 28501
Ph: (252) 686-5154
Fax: (252) 686-5168



Down East Wood Ducks

MYRTLE BEACH PELICANS

1251 21st Avenue North
Myrtle Beach, SC 29577
Ph: (843) 918-6080
Fax: (843) 918-6029
Media Contact:
Sam Weiderhaft
(843) 918-6080
Media@MyrtleBeachPelicans.com



AUGUSTA GREENJACKETS

187 Railroad Ave
North Augusta, SC 29841
Phone: (803) 349-9467
Fax: (803) 349-9434
Media Contact:
Mitchell Speltz
mspeltz@greenjacketsbaseball.com



COLUMBIA FIREFLIES

1640 Freed St.
Columbia, SC 29201
Phone: (803) 726-4487
Fax: (803) 726-3126
Media Contact:
John Kocsis Jr.
(803) 888-3040
jkocsis@columbiapfireflies.com



AUGUSTA GREENJACKETS

ATLANTA BRAVES

187 Railroad Ave
 North Augusta, SC 29841
 Phone: (803)-349-9467
 Website: milb.com/augusta



TEAM INFORMATION & PERSONNEL

President Jeff Eiseman
 Vice President..... Tom Denlinger
 Radio broadcaster Mitchell Speltz

Manager Nestor Perez
 Pitching Coach Mike Steed
 Hitting Coach Connor Narron
 Coach..... Myles Schroder

Affiliation Atlanta Braves (2021-pres)
 History in Carolina League..... 2021-Present
 2021 Record 54-66 (3rd in South Division)

Ballpark..... SRP Park (cap. 4,782)
 Field dimensions..... LF-330, CF-395, RF-318
 Last playoff appearance...2019 (lost South Atlantic League semi-finals)

Distance from Myrtle Beach to Augusta..... 224 miles
 Furthest trip from Augusta..... Delmarva (591 miles)

PELICANS vs. AUGUSTA SERIES HISTORY

Games played 30
 Season Series Record..... 1-3-1
 All-Time Record 13-17
 Winning %433
 2021 vs. Augusta 13-17
 Best record vs. Augusta 13-17 (2021)
 Worst record vs. Augusta 13-17 (2021)

PELICANS vs.
GREENJACKETS
2022 SEASON SERIES

At Myrtle Beach

April 12 (Tues) 7:05
 April 13 (Wed) 7:05
 April 14 (Thurs)..... 7:05
 April 15 (Fri)..... 7:05
 April 16 (Sat)..... 6:05
 April 17 (Sun)..... 6:05

August 23 (Tues) 7:05
 August 24 (Wed) 7:05
 August 25 (Thurs) 7:05
 August 26 (Fri) 7:05
 August 27 (Sat) 6:05
 August 28 (Sun) 6:05

At Augusta

May 24 (Tues) 7:05
 May 25 (Wed) 7:05
 May 26 (Thurs) 7:05
 May 27 (Fri) 7:05
 May 28 (Sat) 7:05
 May 29 (Sun) 6:05


July 26 (Tues) 7:05
 July 27 (Wed) 7:05
 July 28 (Thurs) 7:05
 July 29 (Fri) 7:05
 July 30 (Sat) 6:05
 July 31 (Sun) 5:05



CAROLINA MUDCATS

MILWAUKEE BREWERS

1501 NC 39 Hwy
Zebulon, NC 27597
Phone: (919) 269-2287
Website: milb.com/carolina-mudcats



TEAM INFORMATION & PERSONNEL

General Manager..... Eric Gardner
General Manager..... David Lawrence
Director-Marketing & Broadcast Media Greg Young

Manager Victor Estevez
Pitching Coach Drew Thomas
Hitting Coach Ken Joyce
Coach..... Jorge Ortega

Affiliation Milwaukee Brewers (2017)
History in Carolina League..... 2012-Present
2021 Record 68-52 (2nd in Central Division)

Ballpark..... Five County Stadium (cap. 6,500)
Field dimensions..... LF-330, CF-400, RF-309
Last playoff appearance.. 2008 (lost Southern League title)
League Titles..... 1995, 2003

Distance from Myrtle Beach to Zebulon..... 189 miles
Furthest trip from Columbia..... Delmarva (297 miles)

PELICANS vs. FIREFLIES 2022 SEASON SERIES

At Myrtle Beach

September 6 (Tues) 7:05
September 7 (Wed) 7:05
September 8 (Thurs)..... 7:05
September 9 (Fri)..... 7:05
September 10 (Sat)..... 6:05
September 11 (Sun)..... 5:05

At Carolina

June 7 (Tues)..... TBD
June 8 (Wed)..... TBD
June 9 (Thurs) TBD
June 10 (Fri)..... TBD
June 11 (Sat) TBD
June 12 (Sun) TBD

PELICANS vs. CAROLINA SERIES HISTORY

Games played 173
Season Series Record..... 0-0
All-Time Record 104-69
Winning %601
2021 vs. Carolina DNP
Best record vs. Carolina 16-4 (2013)
Worst record vs. Carolina 8-13 (2017)



COLUMBIA FIREFLIES

KANSAS CITY ROYALS

1640 Freed St
Columbia, SC 29201
Phone: (803)-726-4487
Website: milb.com/columbia



TEAM INFORMATION & PERSONNEL

President Brad Shank
Chief Revenue Officer Kevin Duplaga
Radio broadcaster John Kocsis Jr.

Manager Tony Pena Jr.
Pitching Coach John Habyan
Hitting Coach Jesus Azuaje
Assistant Hitting Coach Chris Nelson
Bench Coach Glenn Hubbard

Affiliation Kansas City Royals (2021)
History in Carolina League 2021-Present
2021 Record 48-71 (4th in South Division)

Ballpark Segra Park (cap. 9,007)
Field dimensions LF-319, CF-400, RF-382
Last playoff appearance.. 2008 (lost Southern League title)

Distance from Myrtle Beach to Columbia 152 miles
Furthest trip from Columbia..... Lynchburg (296 miles)

PELICANS vs. COLUMBIA SERIES HISTORY

Games played 30
Season Series Record..... 3-1-1
All-Time Record 20-10
Winning %667
2021 vs. Columbia 20-10
Best record vs. Columbia 20-10 (2021)
Worst record vs. Carolina 20-10 (2021)

PELICANS vs. FIREFLIES 2022 SEASON SERIES

At Myrtle Beach

April 26 (Tues) 7:05
April 27 (Wed) 7:05
April 28 (Thurs) 7:05
April 29 (Fri) 7:05
April 30 (Sat) 6:05
May 1 (Sun) 6:05

August 9 (Tues) 7:05
August 10 (Wed) 7:05
August 11 (Thurs) 7:05
August 12 (Fri) 7:05
August 13 (Sat) 6:05
August 14 (Sun) 6:05

At Columbia

May 17 (Tues) 7:05
May 18 (Wed) 12:05
May 19 (Thurs) 7:05
May 20 (Fri) 7:05
May 21 (Sat) 6:05
May 22 (Sun) 5:05

July 4 (Mon) 6:05
July 6 (Wed) 7:05
July 7 (Thurs) 7:05
July 8 (Fri) 7:05
July 9 (Sat) 6:05
July 10 (Sun) 5:05



CHARLESTON RIVERDOGS

TAMPA BAY RAYS

360 Fishburne St
Charleston, SC 29403
Phone: (843) 723-7441
Fax: (843) 723-2641
Website: milb.com/charleston



TEAM INFORMATION & PERSONNEL

Chairman	Marv Goldklang
President	Jeff Goldklang
General Manager.....	Dave Echols
Radio broadcasters.....	Jason Kempf
Manager	Blake Butera
Pitching Coach	R.C. Lichtenstein
Hitting Coach	Perry Roth
Bench Coach	Frank Jagoda
Affiliation	Tampa Bay Rays (2021)
History in Carolina League.....	2021-Present
League Titles.....	(1) 2021
Ballpark.....	Joseph P. Riley Jr. Park (cap. 6,000)
Field dimensions.....	LF-305, CF-398, RF-337
2021 Record	82-38 (1st in South Division)

Distance from Myrtle Beach to Charleston 105 miles
Furthest trip from Charleston...Fredericksburg (481 miles)

PELICANS vs. CHARLESTON SERIES HISTORY

Games played	30
Season Series Record.....	0-3-2
All-Time Record	11-19
Winning %367
2021 vs. Charleston	11-19
Best record vs. Charleston.....	11-19 (2021)
Worst record vs. Charleston	11-19 (2021)

PELICANS vs. RIVERDOGS 2022 SEASON SERIES

At Myrtle Beach

May 10 (Tues)	7:05
May 11 (Wed)	7:05
May 12 (Thurs)	7:05
May 13 (Fri)	7:05
May 14 (Sat)	6:05
May 15 (Sun)	6:05
June 28 (Tues).....	7:05
June 29 (Wed).....	7:05
June 30 (Thurs)	7:05
July 1 (Fri)	7:05
July 2 (Sat)	7:05
July 3 (Sun)	7:03

At Charleston

April 8 (Fri)	7:05
April 9 (Sat)	6:05
April 10 (Sun)	5:05
July 22 (Fri).....	7:05
July 23 (Sat).....	6:05
July 24 (Sun).....	5:05
August 30 (Tues)	7:05
August 31 (Wed)	7:05
September 1 (Thurs)	7:05
September 2 (Fri)	7:05
September 3 (Sat)	6:05
September 4 (Sun)	5:05

DELMARVA SHOREBIRDS

BALTIMORE ORIOLES

6400 Hobbs Rd
Salisbury, MD 21804
Phone: (410) 219- 3112
Fax: (410) 219-9164
Website: milb.com/delmarva



TEAM INFORMATION & PERSONNEL

General Manager..... Chris Bitters
Assistant General Manager Jimmy Sweet
Director of Broadcasting & Comm..... Sam Jellinek

Manager Felipe Alou Jr.
Pitching Coach Joe Haumacher
Hitting Coach Brink Ambler
Fundamentals Coach Daniel Fajardo
Development Coach Collin Murray

Affiliation Baltimore Orioles (1997)
History in Carolina League..... 2021-Present
League titles 12 (1997, 2000)
Ballpark..... Arthur W. Perdue Stadium (cap. 5,200)
Field dimensions..... LF-309, CF-402, RF-309
2021 Record 68-52 (2nd in North Div.)

* Co-Mills Cup Champions with Lynchburg due to Hurricane Irma

Distance from Myrtle Beach to Delmarva 469 miles
Furthest trip from Delmarva Augusta (587 miles)

PELICANS vs. DELMARVA SERIES HISTORY

Games played 0
Season Series Record..... 0-0
All-Time Record 0-0
Winning %000
2021 vs. Delmarva 0-0
Best record vs. Delmarva..... N/A
Worst record vs. Delmarva N/A

PELICANS vs. SHOREBIRDS

2022 SEASON SERIES

At Myrtle Beach

May 31 (Tues) 7:05
June 1 (Wed)..... 7:05
June 2 (Thurs) 7:05
June 3 (Fri) 7:05
June 4 (Sat) 6:05
June 5 (Sun) 6:06

At Delmarva

April 19 (Tues) 7:05
April 20 (Wed) 7:05
April 21 (Thurs)..... 7:05
April 22 (Fri) 7:05
April 23 (Sat)..... 7:05
April 24 (Sun)..... 2:05



DOWN EAST WOOD DUCKS

TEXAS RANGERS

400 E Grainger Ave
Kinston, NC 28502
Phone: (252) 686-5154
Fax: (252) 686-5168
Website: WoodDucksBaseball.com



TEAM INFORMATION & PERSONNEL

Vice President..... Wade Howell
General Manager..... Jon Clemmons
Flagship station..... WRNS 960 AM

Manager..... Steve Mintz
Pitching Coach..... Demetre Kokoris
Hitting Coach..... Collin McBride
Development Coach..... Justin Jacobs
Development Coach..... Guilder Rodriguez

Affiliation..... Texas Rangers (2017)
History in Carolina League..... 2017-Present
League titles..... 1 (2017*)
Ballpark..... Grainger Stadium (cap. 4,100)
Field dimensions..... LF-335, CF-395, RF-335
Last playoff appearance..... 2021 (Lost in Champ.)
2021 Record..... 72-48 (1st in Central Div.)

* Co-Mills Cup Champions with Lynchburg due to Hurricane Irma

Distance from Myrtle Beach to Kinston..... 158 miles
Furthest trip from Kinston..... Charleston (311 miles)

PELICANS vs. WOOD DUCKS

2022 SEASON SERIES

At Myrtle Beach

No Games Scheduled

At Down East

August 16 (Tues)..... 7:00
August 17 (Wed)..... 7:00
August 18 (Thurs)..... 7:00
August 19 (Fri)..... 7:00
August 20 (Sat)..... 5:00
August 21 (Sun)..... 1:00

PELICANS vs. DOWN EAST SERIES HISTORY

Games played..... 74
Season Series Record..... 0-0-1
All-Time Record..... 38-36
Winning %..... .514
2021 vs. Down East..... 3-3
Best record vs. Down East..... 15-9 (2018)
Worst record vs. Down East..... 4-13 (2019)

FAYETTEVILLE WOODPECKERS

HOUSTON ASTROS

225 Ray Ave Suite 165,
Fayetteville, N.C., 28301
Phone: (910) 339-1989
Website: fayettevillewoodpeckers.com



TEAM INFORMATION & PERSONNEL

General Manager Steve Pelle
Assistant General Manager Pete Subsara
Coordinator, Broadcasting & Comms Andrew Chapman

Manager Dickie Joe Thon
Pitching Coach John Kovalik
Hitting Coach Jose Puentes
Development Coach Vincent Blue

Affiliation Houston Astros (2017)
History in Carolina League 2017-Present
League titles 1 (2018)
Ballpark Segra Stadium (cap. 4,786)
Field dimensions LF-319, CF-400, RF-300
Last playoff appearance 2019
2021 Record 55-65 (3rd in Central Div.)

Distance from Myrtle Beach to Fayetteville 118 miles
Furthest trip from Fayetteville Delmarva (358 miles)

PELICANS vs. WOODPECKERS

2022 SEASON SERIES

At Myrtle Beach

July 12 (Tues) 7:05
July 13 (Wed) 7:05
July 14 (Thurs) 7:05
July 15 (Fri) 7:05
July 16 (Sat) 6:05
July 17 (Sun) 6:05

At Fayetteville

No Games Scheduled

PELICANS vs. FAYETTEVILLE SERIES HISTORY

Games played 77
Season Series Record 0-0-1
All-Time Record 31-46
Winning %403
2021 vs. Fayetteville 3-3
Best record vs. Fayetteville 13-13 (2017)
Worst record vs. Fayetteville 6-12 (2019)



FREDERICKSBURG NATIONALS

WASHINGTON NATIONALS

42 Jackie Robinson Way
Fredericksburg, VA 22401
Phone: (540) 858-4242
Website: milb.com/fredericksburg



TEAM INFORMATION & PERSONNEL

President/COO Lani Silber Weiss
Vice President/General Manager Nick Hall
Broadcaster Joey Zanaboni

Manager Jake Lowery
Pitching Coach Joel Hanrahan
Hitting Coach Delwyn Young
Development Coach Carmelo Jaime

Affiliation Washington Nationals (2020)
History in Carolina League 2021-Present
League titles 0
Ballpark Virginia Credit Union Stadium (cap. 5,000)
Field dimensions LF-326, CF-402, RF-327
Last playoff appearance N/A
2021 Record 44-76 (4th in North Div.)

Distance from Myrtle Beach to Fredericksburg... 378 miles
Furthest trip from Fredericksburg Augusta (497 miles)

PELICANS vs. FREDERICKSBURG SERIES HISTORY

Games played 0
Season Series Record 0-0
All-Time Record 0-0
Winning %000
2021 vs. Fredericksburg N/A
Best record vs. Fredericksburg N/A
Worst record vs. Fredericksburg N/A

PELICANS vs. NATIONALS

2022 SEASON SERIES

At Myrtle Beach

June 14 (Tues) 7:05
June 15 (Wed) 7:05
June 16 (Thurs) 7:05
June 17 (Fri) 7:05
June 18 (Sat) 6:05
June 19 (Sun) 6:05

At Fredericksburg

No Games Scheduled

KANNAPOLIS CANNON BALLERS

CHICAGO WHITE SOX

216 West Avenue
 Kannapolis, NC 28081
 Phone: (704) 932-3267
 Website: milb.com/kannapolis



TEAM INFORMATION & PERSONNEL

General Manager.....Matt Millward
 Assistant General Manager Vince Marcucci
 BroadcasterTrevor Wilt

Manager Guillermo Quiroz
 Pitching Coach John Ely
 Hitting Coach Cam Seitzer

Affiliation Chicago White Sox (2001)
 History in Carolina League..... 2021-Present
 League Titles..... 1 (2005)
 Ballpark..... Atrium Health Ballpark (cap. 4,930)
 Field dimensions..... LF-325, CF-400, RF-384
 2021 Record 40-79 (4th in Central Division)

Distance from Myrtle Beach to Kannapolis 177 miles
 Furthest trip from Charleston...Fredericksburg (324 miles)

PELICANS vs. CANNON**BALLERS****2022 SEASON SERIES****At Myrtle Beach**

No Games Scheduled

At Charleston

June 21 (Tues)7:00
 June 22 (Wed)7:00
 June 23 (Thurs)7:00
 June 24 (Fri)7:00
 June 25 (Sat)6:30
 June 26 (Sun)1:00

PELICANS vs. KANNAPOLIS SERIES HISTORY

Games played0
 Season Series Record..... 0-0
 All-Time Record 0-0
 Winning %000
 2021 vs. Kannapolis..... N/A
 Best record vs. Kannapolis..... N/A
 Worst record vs. Kannapolis N/A



LYNCHBURG HILLCATS

CLEVELAND INDIANS

3180 Fort Avenue
Lynchburg, VA 24501
Phone: (434) 528-1144
Fax: (434) 846-0768
Website: Lynchburg-Hillcats.com



TEAM INFORMATION & PERSONNEL

President/General Manager..... Chris Jones
Vice President..... Matt Ramstead
Flagship station..... ESPN Radio 93.3 FM/1320 AM

Manager Omar Santos
Pitching Coach Kevin Erminio
Hitting Coach Craig Massoni
Bench Coach Daniel Robertson

Affiliation Cleveland Indians (2015)
History in Carolina League..... 1960-Present
League titles 5 (1997, 2002, 2009, 2012, 2017)

Ballpark: Calvin Falwell Field at Lynchburg City Stadium (cap. 4,281)
Field dimensions..... LF-325, CF-390, RF-325
Last playoff appearance..... 2017 (Mills Cup co-Champs)
2021 Record 58-62 (3rd in Northern Div.)

* Co-Mills Cup Champions with Lynchburg due to Hurricane Irma

Distance from Myrtle Beach to Lynchburg 300 miles
Furthest trip from Lynchburg Charleston (398 miles)

PELICANS vs. HILLCATS 2022 SEASON SERIES

At Myrtle Beach

August 2 (Tues) 7:05
August 3 (Wed) 7:05
August 4 (Thurs) 7:05
August 5 (Fri) 7:05
August 6 (Sat) 6:06
August 7 (Sun) 6:05

At Lynchburg

No Games Scheduled

PELICANS vs. LYNCHBURG SERIES HISTORY

Games played 407
Season Series Record..... 0-1-1
All-Time Record 218-196
Winning %536
2021 vs. Lynchburg..... 5-7
Best record vs. Lynchburg..... 14-6 (2004)
Worst record vs. Lynchburg..... 7-13 (2003)

SALEM RED SOX

BOSTON RED SOX

1004 Texas Street

Salem, VA 24153

Phone: (540) 389-3333

Fax: (540) 389-9710

Website: SalemSox.com



TEAM INFORMATION & PERSONNEL

Ownership Fenway Sports Group
General Manager Allen Lawrence
Assistant GM/VP of Ticket Sales Blair Hoke

Manager Luke Montz
Pitching Coach Nick Green
Hitting Coach Nelson Paulino
Coach Mickey Jiang
Coach Ako Thomas

Affiliation Boston Red Sox (2009)
Carolina Leaguet 1968-Pres.
League titles 1 as Red Sox: 2013 (5 in Salem)
Ballpark LewisGale Field (cap. 6,300)
Field dimensions LF-325, CF-401, RF-325
Last playoff appearance 2016 (Lost in SDCS)
2021 Record 71-49 (1st in Northern Div.)

Distance from Myrtle Beach to Salem 298 miles
Furthest trip from Salem Charleston (393 miles)

PELICANS vs. SALEM SERIES HISTORY

Games played 390
Season Series Record 1-0
All-Time Record 198-192
Winning %508
2021 vs. Salem 5-1
Best record vs. Salem 5-1 (2018, 2021)
Worst record vs. Salem 5-15 (2010)

PELICANS vs. RED SOX 2022 SEASON SERIES


At Myrtle Beach

No Games Scheduled

At Salem

May 3 (Tues) 11:05
May 4 (Wed) 7:05
May 5 (Thurs) 7:05
May 6 (Fri) 7:05
May 7 (Sat) 6:05
May 8 (Sun) 5:05





Former Pelican Justin Steele made his Chicago Cubs debut on April 12th, 2021. Steele pitched for Myrtle Beach in the 2017 and 2018 seasons, finishing with a 2.85 ERA in 117 innings pitched with 24 starts over two years. In Chicago, Steele finished the 2021 season with a 4.26 ERA through 57 innings in 20 games. Steele went his first four games without allowing a run in 5.1 innings.



**CHICAGO
CUBS**

MyrtleBeachPelicans.com

CHICAGO CUBS DIRECTORY

CHICAGO CUBSTM FRONT OFFICE

Wrigley Field
1060 West Addison Street
Chicago, IL 60613-4397
Office: (773) 404-2827
www.cubs.com

BOARD OF DIRECTORS

Chairman	Tom Ricketts
Board of Directors	Laura Ricketts
Board of Directors	Todd Ricketts

BASEBALL OPERATIONS

President, Baseball Operations	Jed Hoyer
General Manager	Carter Hawkins
Assistant General Manager	Ehsan Bokhari
Assistant General Manager	Jeff Greenberg
Assistant General Manager/Vice President, Pitching	Craig Breslow
Vice President, Player Development	Jared Banner
Director, Major League Travel and Clubhouse Operations	Vijay Tekchandani
Senior Advisor	Billy Williams
Senior Advisor	Randy Bush
Director, Baseball Operations	Greg Davey
Assistant Director, Baseball Operations Administration and Strategic Initiatives	Meghan Jones
Assistant Director, Major League Data and Development	Alex Smith
Coordinator, Pro Scouting	Sam Abrams
Assistant, Baseball Operations	Bryan Guo

PLAYER DEVELOPMENT AND AMATEUR SCOUTING

VP, Scouting	Dan Kantrovitz
VP, Player Development	Matt Dorey
Director, Player Development	Bobby Basham
Senior Director, International Player Development and Operations	Alex Suarez
VP, International Scouting	Louie Eljaou
Director, Hitting	Justin Stone
Director, Pro Scouting/Special Assistant to the President and General Manager	Andrew Bassett
Pro Personnel Specialist	Nate Halm
Assistant Director, Run Production	James Adduci
Coordinator, Major League Video/ Pacific Rim Liaison	Nao Masamoto
Coordinator, Minor League Administration	Allyson Darragh
Latin America Field Coordinator	Dave Keller
Outfield and Baserunning Coordinator	Doug Descenzo
National Crosschecker	Ron Tostenson
Head of Minor League Strength and Conditioning and Performance Science	Cory Kennedy
Coordinator, Minor League Operations	Adam Unes
Assistant, International Scouting	Kenny Socorro
Director, Dominican Republic Scouting Operations/International Crosschecker	Gian Guzman
International/Global Crosschecker	Jake Nedza
Coordinator, Dominican Republic Scouting	Miguel Diaz
Minor League Equipment Manager	Dana Noeltner
Manager, Mesa Baseball Administration	Gil Passarella
Coordinator, Player Development	Sam Chinitz
Coordinator, Amateur Scouting	Scott Munson
Analyst, Research and Development/Pro Personnel	Jasmine Horan
Assistant, Amateur Scouting	Ben Kullavanijaya
Assistant, Player Development Technology and Video/Hitting Development Coach	Andrew Craig
Assistant, Minor League Operations	Sarah Ketring
Senior Pro Personnel Specialist	Steve Boros
Senior Pro Personnel Specialist	Jason Cooper
Special Assignment Scout	Jake Ciarrachi
Special Assignment Scout	Kyle Phillips
Pro Personnel Specialist	Thad Weber
Pro Scout	Max Brill
Pro Scout	Steven Nagy
Regional Supervisor, Amateur Scouting	Matt Sherman
Manager, International Operations	Manuel Rodriguez

MEDIA RELATIONS

Director, Media Relations	Jason Carr
Manager, Media Relations	Joanna Schimmel
Representative, Media Relations	William Nadal

MEDICAL/TRAINING STAFF

Director, High Performance	Adam Beard
Team Physician	Stephen Adams, M.D.
Team Orthopaedist	Stephen Gryzlo, M.D.
Major League Head Athletic Trainer	P.J. Mainville
Major League Assistant Athletic Trainers	Nick Frangella, Chuck Baughman
Major League Assistant Strength & Conditioning Coach	Keegan Knoll
Major League Massage Therapist	Nate Whitney

CLUBHOUSE STAFF

Home Clubhouse Manager	Tom Hellmann
Assistant Manager, Home Clubhouse	Daniel Mueller
Home Clubhouse Assistant	Marco Herrera
Visiting Clubhouse Assistant Manager	Gary Stark

CHICAGO
CUBS



CHICAGO CUBS

AFFILIATES AND MEDIA CONTACTS



QUICK REFERENCE GUIDE

IOWA CUBS

Triple-A

International League

One Line Drive

Des Moines IA 50309

Phone: (515) 243-6111

Fax: (515) 243-5152



Media Contact:

Colin Connolly

(515) 280-2632

ColinC@iowacubs.com

SOUTH BEND CUBS

High-A

Midwest League

501 W. South Street

South Bend, IN 46601

Phone: (574) 235-9988

Fax: (574) 235-9950



Media Contact:

Chris Hagstrom

(574) 235-9988 x 243

CHagstrom@southbendcubs.com

TENNESSEE SMOKIES

Double-A

Southern League

3540 Line Drive

Kodak, TN 37764

Phone: (865) 286-2300

Fax: (865) 523-9913



Media Contact:

Leslie Soffa

tennesseesoffa@smokiesbaseball.com

MYRTLE BEACH PELICANS

Single-A

Carolina League

1251 21st Avenue North

Myrtle Beach, SC

29577

Ph: (843) 918-6002

Fax: (843) 918-6029



Media Contact:

Sam Weiderhaft

(843) 918-6010

Media@MyrtleBeachPelicans.com

IOWA CUBS

TRIPLE-A | International League

Principal Park (cap. 11,500)

One Line Drive

Des Moines, IA 50309

Phone: (515) 243-6111

Fax: (515) 243-5152

Website: IowaCubs.com



TEAM INFORMATION & PERSONNEL

President/General Manager..... Sam Bernabe
Radio broadcaster Alex Cohen
Flagship station..... AM 940/104.5FM KPSZ

Manager Marty Pevey
Pitching Coach Ron Villone
Hitting Coach Desi Wilson
Hitting Coach Griffin Benedict

Affiliation History..... Chicago Cubs (1969-Present)
History in the Pacific Coast League..... 1998-2020
History in International League 2021-Pres.
League Titles..... None (1 in American Association: 1993)
Last playoff app.....2008 (Lost to Oklahoma City in Semifinals)

Ballpark.....Principal Park (cap. 11,500)
Field dimensions..... LF-335, CF-400, RF-335

2021 Record (Result) 51-78 (7th in Midwest Div.)

The Iowa Cubs have been the Triple-A affiliate of the Chicago Cubs since 1981 and a member of the Pacific Coast League from 1998 to 2020, until moving to the Triple-A East, Midwest Division in 2021. The league was renamed to the former International League in 2022. The Cubs play at Principal Park, located at the confluence of the Des Moines and Raccoon Rivers in downtown Des Moines.

The stadium seats 11,500 and annually welcomes over 500,000 fans for I-Cubs games and special events each year.

The I-Cubs have been honored with the Bob Freitas Award as the industry's top Triple-A club in 1992 and 2009, and the John H. Johnson President's trophy in 2002.

2021 STANDINGS AAA EAST, Midwest

TEAM	W	L	PCT	GB
Toledo	74	56	.569	--
Omaha	73	56	.566	0.5
St. Paul	67	63	.515	7.0
Indianapolis	61	67	.477	12.0
Columbus	59	68	.465	13.5
Louisville	55	73	.430	18.0
Iowa	51	78	.395	22.5

2021 TEAM LEADERS

OFFENSE

AVG: (min. 300 PA)	Abital Avelino	.266
HR:	Trayce Thompson	21
RBI:	Trayce Thompson	63
RUNS:	Greg Deichmann	62
HITS:	Abital Avelino	101
OBP: (min. 300 PA)	Greg Deichmann	.388
SLG: (min. 300 PA)	Trayce Thompson	.492
SB:	Ian Miller	20
G:	Avelino/Miller	106

PITCHING

W:	Marcus Walden	6
L:	Joe Biagini	8
SV:	Jake Jewell	4
ERA: (min 80 IP)	Adrian Sampson	4.96
IP:	Cory Abbott	96.0
SO:	Cory Abbott	130
APP:	Cory Abbott	53



TENNESSEE SMOKIES

DOUBLE-A | Southern League

Smokies Stadium (cap. 8,000)
 3540 Line Drive
 Kodak, TN 37764
 Phone: (865) 286-2300
 Fax: (865) 523-9913
 Website: SmokiesBaseball.com



TEAM INFORMATION & PERSONNEL

Ownership	Randy and Jenny Boyd
CEO	Doug Kirchhofer
President, COO	Chris Allen
Radio broadcaster	Mick Gillispie
Flagship station.....	Sports Radio WMNL
Manager	Michael Ryan
Pitching Coach	Jamie Vermilyea
Hitting Coach	Chad Allen
Hitting Coach	Rick Strickland
Assistant Hitting Coach	Will Remillard
Affiliation History.....	Chicago Cubs (2007-Present)
	Arizona Diamondback (2005-06)
	St. Louis Cardinals (2003-04)
	Toronto Blue Jays (1980-2002)
	Chicago White Sox (1972-79)
	Cincinnati Reds (1965-67)
	Detroit Tigers (1959-64)
	Baltimore Orioles (1956-58)
	New York Giants (1940, 1948-52)
	Brooklyn Dodgers (1937, 1941)
	Pittsburgh Pirates (1938-39)
	Boston Bees (1936)
History in Southern League	As Smokies: 1964-67, '93-'pres.
League Titles.....	3 in SL (7 in franchise history)
Last playoff app.	2013
Ballpark.....	Smokies Stadium (cap. 6,000)
Field dimensions.....	LF-330, CF-400, RF-320
2021 Record (Result)	46-63 (4th in Southern Division)

Based in Knoxville, Tennessee, the Smokies play in the Double-A Southern League and have been an affiliate of the Chicago Cubs since 2007.

Tennessee reached the postseason in five of its first seven seasons as a Cubs affiliate, including finals appearances in 2009, 2010

2021 STANDINGS
AA-South - North Division

TEAM	W	L	PCT	GB
Birmingham	62	56	.525	--
Chattanooga	58	54	.518	1.0
Rocket City	54	56	.491	4.0
Tennessee	46	63	.422	311.5

2021 PLAYOFFS

Did not qualify for AA-South postseason

2021 TEAM LEADERS

OFFENSE

AVG: (min. 200 PA)	Darius Hill277
HR:	Christopher Morel	17
RBI:	Christopher Morel	64
RUNS:	Christopher Morel	59
HITS:	Christopher Morel	81
OBP: (min. 200 PA)	Nelson Maldonado371
SLG: (min. 200 PA)	Brennen Davis.....	.474
SB:	Christopher Morel	16
G:	Christopher Morel	101

PITCHING

W:	Bryan Hudson	6
L:	Javier Assad	8
SV:	Cayne Ueckert.....	7
ERA: (min 50 IP)	Caleb Kilian	2.43
IP:	Javier Assad	93.0
SO:	Cam Sanders	107
APP:	Bryan Hudson	31

and 2011. Smokies Stadium (formerly Smokies Park) is located in the suburb of Kodak and seats up to 8,000 fans.

The team's nickname, "Smokies," refers to the Great Smoky Mountains that permeate the region.

SOUTH BEND CUBS

HIGH-A | Midwest League

Four Winds Field (cap. 5,000)
 501 W. South Street
 South Bend, IN 46601
 Phone: (574) 235-9988
 Fax: (574) 235-9950
 Website: SouthBendCubs.com



TEAM INFORMATION & PERSONNEL

Ownership	Andrew Berlin
President	Joe Hart
Radio broadcasters	Max Thoma & Brendan King
Flagship station.....	96.1 FM / 960 AM WSBT
Manager	Lance Rymel
Pitching Coach	Tony Cougoule
Hitting Coach	Dan Puente
Bench Coach	D'Angelo Jimenez
Affiliation History.....	Chicago Cubs (2015 -Present)
	Arizona Diamondbacks (1997-2014)
	Chicago White Sox (1988-1996)
History in the Midwest League.....	1988-pres,
League Titles.....	1989, '93, 2001*, 2005, 2019
	* Kane County led MWL Championship after Game One;
	series called due to terrorist attacks of Sept. 11, 2001
Last playoff app.	2019 (Won Midwest League Championship)
Ballpark.....	Four Winds Field (cap. 5,000 plus lawn seats)
Field dimensions.....	LF-336, CF-405, RF-336
2021 Record (Result)	52-67 (5th in West Div.)

South Bend's affiliation with the Cubs started in 2015. The team has won three Midwest League titles, most recently in 2005, and has captured eight division titles since its inception as a Chicago White Sox affiliate in 1988. They will continue to compete in the Midwest League in 2022.

The South Bend Cubs play at Four Winds Field, located in the heart of South Bend, Indiana. Since joining Chicago's farm system, South Bend has added and improved player development space and installed a natural grass playing field, making the facility one of the best in Minor

2021 STANDINGS High A Central - West Division

TEAM	W	L	PCT	GB
Quad Cities	77	41	.653	--
Cedar Rapids	67	53	.558	11.0
Wisconsin	59	60	.496	18.5
Beloit	55	65	.458	23.0
South Bend	52	67	.437	25.5
Peoria	45	75	.375	33.0

2021 PLAYOFFS

Did not qualify for High-A Central postseason

2021 TEAM LEADERS

OFFENSE

AVG: (min. 300 PA)	Yonathan Perlaza	.280
HR:	Yonathan Perlaza	15
RBI:	Yonathan Perlaza	64
RUNS:	Yonathan Perlaza	54
HITS:	Yonathan Perlaza	100
OBP: (min. 300 PA)	Bryce Ball	.351
SLG: (min. 389 PA)	Yonathan Perlaza	.479
SB:	Delvin Zinn	42
G:	Bryce Ball	107

PITCHING

W:	Three players tied	5
L:	Max Bain	9
SV:	Eury Ramos	6
ERA: (min 50 IP)	Derek Casey	3.24
IP:	Max Bain	93.0
SO:	Max Bain	113
APP:	Burl Carraway	29

League Baseball.

The city derives its name by sitting on the southernmost bend of the St. Joseph River, and is also home to the University of Notre Dame.



[illegible]

BASEBALL'S FUTURE **NOW**

ONLY ON




MiLB.TV

USE PROMO CODE
PELICANS
AND SAVE!



VISIT
MiLB.TV
NOW!

DOWNLOAD **THE FUN**





2022 SCHEDULE

All game dates, opponents, and promotions subject to change without prior notice.

SUN	MON	TUES	WED	THU	FRI	SAT
APRIL						
3	4	5	6	7	8	9
10	11	12	13	14	15	16
17	18	19	20	21	22	23
24	25	26	27	28	29	30

SUN	MON	TUES	WED	THU	FRI	SAT
1	2	3	4	5	6	7
8	9	10	11	12	13	14
15	16	17	18	19	20	21
22	23	24	25	26	27	28
29	30	31	MAY			

SUN	MON	TUES	WED	THU	FRI	SAT
JUNE						
5	6	7	8	9	10	11
12	13	14	15	16	17	18
19	20	21	22	23	24	25
26	27	28	29	30		

SUN	MON	TUES	WED	THU	FRI	SAT
JULY						
3	4	5	6	7	8	9
10	11	12	13	14	15	16
17	18	19	20	21	22	23
24	25	26	27	28	29	30

SUN	MON	TUES	WED	THU	FRI	SAT
7	8	9	10	11	12	13
14	15	16	17	18	19	20
21	22	23	24	25	26	27
28	29	30	31	AUGUST		

SUN	MON	TUES	WED	THU	FRI	SAT
SEPT						
4	5	6	7	8	9	10
11	12	13	14	15	16	17

- Home Games
- Delmarva Shorebirds (Orioles)
- Fredericksburg Nationals (Nationals)
- Lynchburg Hillcats (Guardians)
- Salem Red Sox (Red Sox)
- Carolina Mudcats (Brewers)
- Down East Wood Ducks (Rangers)
- Fayetteville Woodpeckers (Astros)
- Kannapolis Cannon Ballers (White Sox)
- Charleston RiverDogs (Rays)
- Columbia Fireflies (Royals)
- Augusta GreenJackets (Braves)

MYRTLEBEACHPELICANS.com

