



**2021-22 ROCHESTER  
AMERICANS**

**MEDIA GUIDE**





# TABLE OF CONTENTS

## Amerks 2021-22 Media Guide

### ROCHESTER AMERICANS PERSONNEL

Rochester Americans Staff Directory .....	4
Amerks 2021-22 Schedule .....	6
Amerks Executive Staff .....	7
Amerks Hockey Department .....	12
Amerks Hockey Performance Department .....	20
Amerks Media Relations Department .....	23
Amerks Broadcast Team .....	24

### PLAYERS

Amerks 2021-22 Roster .....	27
Amerks 2021-22 Pronunciation Guide .....	28
Amerks Player Profiles .....	29

### 2020-21 SEASON IN REVIEW

AHL Award Winners and All-Star Teams .....	71
AHL Regular Season Division Standings .....	73
AHL Regular Season Overall Standings .....	74
AHL Regular Season Scoring Leaders .....	75
AHL Regular Season Rookie Leaders .....	77
AHL Regular Season Defensemen Leaders .....	79
AHL Regular Season Goaltending Leaders .....	81
AHL Regular Season Special Teams Breakdown .....	82
Regular Season Attendance Report .....	83
Amerks Final Regular Season Statistics .....	84
Amerks Regular Season Game-By-Game Results .....	85
Amerks vs. The AHL .....	86
Regular Season Highs & Lows .....	87
Regular Season By The Numbers .....	88
Shootout Results .....	90
Regular Season Additional Statistics .....	91
Amerks When Was The Last Time .....	92
Regular Season Ten-Game Summary .....	93

### RECORD BOOK

Year-By-Year Standings .....	97
Year-By-Year Statistics .....	132
All-Time Season-Opening Results .....	183
All-Time Attendance Figures .....	184
Amerks All-Time Team Leaders .....	185
Single-Season Team Records .....	187
Team Game Records .....	189
Single-Season Individual Records .....	190
Single-Season Individual Goaltender & Game Records .....	192
Amerks 20-Goal Scorers .....	194
Amerks 85-Point Performances .....	198

### PLAYOFFS

Playoff Notes .....	200
Amerks Calder Cup Championship Teams .....	202

### PLAYOFFS Continued

AHL Calder Cup Champions .....	203
Amerks All-Time Playoff Results vs. AHL Teams .....	205
Amerks All-Time Playoff Series Summary .....	209
Amerks All-Time Playoff History .....	210
Amerks All-Time Amerks Playoff Leaders .....	221
Amerks All-Time Playoff Statistics .....	222
Amerks All-Time Playoff Goaltenders .....	241

### HISTORY

All-Time Records vs. Current AHL Clubs .....	244
Amerks All-Time Coaches .....	245
Amerks Coaches Lifetime Records .....	247
Presidents & General Managers .....	248
All-Time Captains .....	249
Affiliation Timeline .....	250
Amerks Firsts & Milestones .....	251
Amerks Team Award Winners .....	253
Amerks AHL Award Winners .....	258
Amerks AHL All-Stars .....	259
Amerks All-Time Forwards .....	260
Amerks All-Time Defensemen .....	274
Amerks All-Time Goaltenders .....	282
Amerks All-Time Offensive Goalie Statistics .....	285
Amerks All-Time Goaltending Records .....	288
AHL All-Time Leaders .....	297
Amerks Hall of Fame .....	298
Amerks Alumni .....	300

### BUFFALO SABRES

2021-22 Regular Season Schedule .....	314
Staff Directory .....	315
2020-21 Sabres Regular Season Scoring Statistics .....	316
2020-21 Individual Scoring Breakdown .....	317
2020-21 Individual Goal-Scoring Breakdown .....	318
Sabres All-Time Record Book .....	319
Sabres All-Time Draft History .....	322
History of Affiliation .....	334

### MEDIA INFORMATION

2021-22 NHL PR Directory .....	336
2021-22 AHL PR Directory .....	339
2021-22 ECHL PR Directory .....	341
Rochester Media Directory .....	342
2021-22 Amerks Practice Procedures .....	344
2021-22 Amerks Gameday Procedures .....	345
Important Directions .....	347
Blue Cross Arena at the Rochester War Memorial .....	348
Amerks 50th Anniversary Team .....	351



ROCHESTER AMERICANS

# PERSONNEL





# STAFF DIRECTORY

## Club Personnel

### EXECUTIVE STAFF

Owner.....Terrence M. Pegula  
 President ..... Kim Pegula  
 General Manager ..... Jason Karmanos  
 Vice President of Business Operations ..... Robert Minter  
 Director of Strategic Planning ..... Jody Gage

### HOCKEY OPERATIONS DEPARTMENT

General Manager ..... Jason Karmanos  
 Head Coach ..... Seth Appert  
 Assistant Coach..... Michael Peca  
 Assistant Coach..... Mike Weber  
 Video Coach and Team Services ..... Kris Young  
 Director of Player Development.....Adam Mair  
 Development Coaches.....Nathan Paetsch and Tim Kennedy  
 Goaltending Development Coach ..... Seamus Kotyk

### EQUIPMENT STAFF

Head Equipment Manager.....Andrew Stegehuis  
 Assistant Equipment Manager..... Carl Hirner  
 Equipment Assistant ..... Jack Heyman

### HOCKEY PERFORMANCE DEPARTMENT

Head Athletic Trainer..... Michael Dhesse  
 Assistant Athletic Trainer ..... Kent Weisbeck  
 Assistant Athletic Trainer ..... Kedryn Orrison Pilgrim  
 Strength and Conditioning Coach.....Nick Craven  
 Sports Dietician ..... Christine Dziedzic

### MEDICAL

Head Team Physician, Orthopedics ..... Dr. Geoff Bernas, M.D.  
 Team Physician, Orthopedics..... Dr. Mike Freitas, M.D.  
 Team Physician, Primary Care Sports Medicine  
 ..... Dr. Michael Rauh, M.D.  
 Team Physician, Primary Care Sports Medicine  
 ..... Dr. Brandon Brownell, M.D.  
 Medical Consultant, Orthopedics... Dr. Robert Bronstein, M.D.  
 Team Chiropractor ..... Dr. Donald Dudley, D.C.  
 Team Dentist .....Dr. Ned Nicosia, D.D.S.

### COMMUNICATIONS/MEDIA & COMMUNITY RELATIONS

Senior Director of Public and Media Relations ... Warren Kosel  
 Public and Media Relations Coordinator ..... Ryan Harr  
 Multimedia Journalist.....Suzie Cool  
 Play-by-Play Broadcaster ..... Don Stevens  
 Color Analyst ..... Ric Seiling  
 Team Photographer..... Micheline Veluvolu

### BUSINESS DEVELOPMENT

Senior Director of Business Development .....Chad Buck  
 Senior Director of Partnership Services..... Nicole Richardson

### MARKETING

Director of Marketing and Digital Media .....Emily Wade  
 Marketing Coordinator .....Karissa Jones

### GAME PRESENTATION

Director of Game Presentation .....Kavita Dhillon  
 Game Presentation Coordinator ..... Megan Hasenauer

### VIDEO PRODUCTION & CREATIVE SERVICES

Senior Video and Creative Services Manager .....Bryan Darrow  
 Senior Multimedia Specialist ..... Matt Miller  
 Associate Multimedia Specialist.....Cassandra Opela

### TICKET SALES & OPERATIONS

Director of Ticket Sales .....David Aitken  
 Group Events Specialist.....Tim Darrow  
 Group Events Specialist..... Brian McGreevy  
 Youth Hockey and Group Events Specialist... Brian Krentzman  
 Business Development Specialist..... Andrew DePuy  
 Business Development Specialist..... Dan Capriotti  
 Membership Services Specialist.....Nick Cuomo  
 Ticket Sales Executive ..... Paige Biggins  
 Ticket Sales Executive ..... Mckenna Chesbro  
 Office Efficiency Coordinator ..... Melanie Basile

### ARENA OPERATIONS

Director of Arena Operations ..... Robert Neumann  
 Event and Operations Manager ..... Michele Crawford  
 Ticket Operations Manager.....Cody Kalinowski  
 Operations Lead ..... Mike Ventrella  
 Operations ..... Malcolm Smedley  
 Operations ..... Steve Zaccaria  
 Operations ..... Chris Mason  
 Engineering ..... Larry Klein

### MERCHANDISE

Director of Merchandise ..... Mike Kaminska  
 Amerks Team Store Manager ..... Jackson Howe

### INFORMATION TECHNOLOGY

Director of Information Technology ..... Todd Henzler  
 Advanced IT Support Specialist ..... Nathan Brozyna  
 IT Support Specialist..... Mike Walker and Chris McCormick



# STAFF DIRECTORY

## Club Personnel

### HUMAN RESOURCES

Senior Human Resources Manager .....Erin Fierle  
Payroll Coordinator .....Abigail Blakely

### GENERAL INFORMATION

Executive Offices  
..... The Blue Cross Arena at the Rochester War Memorial  
..... One War Memorial Square, Rochester, NY 14614  
Telephone/Executive Offices ..... (585) 454-5335  
Fax Number ..... (585) 454-3954  
Website..... www.amerks.com  
Home IceThe Blue Cross Arena at the Rochester War Memorial  
Dimensions of Rink..... 197' x 85'  
Seating Capacity ..... 10,662  
Location of Press Box..... Suite Level  
NHL Affiliate..... Buffalo Sabres  
ECHL Affiliate ..... Cincinnati Cyclones  
Club Colors ..... Red, White, Blue  
Home Uniforms ..... Base - White; Trim - Blue, Red  
Road Uniforms ..... Base - Blue; Trim - White, Red  
Home Game Times  
..... Friday-Saturday @ 3:05, 6:05 and 7:05 p.m.  
..... Sunday @ 3:05 p.m.  
TV Station .....MSG Network/CW Rochester  
Radio Station..... 950 AM/95.7 FM ESPN Rochester  
Webcasts.....AHLTV and ESPN Rochester

### PRACTICE FACILITY

Arena ..... Bill Gray's Regional Iceplex  
..... 2700 Brighton-Henrietta Townline Rd.,  
..... Rochester, NY 14623  
Telephone Number..... (585) 454-4625  
Website.....www.billgraysiceplex.com

### MEDIA GUIDE CONTRIBUTIONS

Executive Editor..... Warren Kosel  
Editor..... Ryan Harr  
Editor..... Suzie Cool  
Copy Contributor..... Don Stevens  
Cover and Guide Photographer..... Micheline Veluvolu  
Design & Content Layout..... Vicki Sitek



OFFICIAL AND EXCLUSIVE CASINO & GAMING PARTNER OF THE ROCHESTER AMERICANS

# 2021-22 ROCHESTER AMERICANS SCHEDULE

HOME AWAY

## NOVEMBER 2021

SUN	MON	TUE	WED	THU	FRI	SAT
	1	2	3  7:05	4	5  7:05	6
7	8	9	10  7:05	11	12  7:05	13  6:05
14	15	16	17  7:05	18	19  7:05	20  7:00
21	22	23	24  7:00	25	26  7:05	27  7:00
28	29	30				

## DECEMBER 2021

SUN	MON	TUE	WED	THU	FRI	SAT
			1  7:05	2	3  7:05	4  7:00
5	6	7	8  7:05	9	10  7:05	11
12	13	14  7:00	15  7:00	16	17	18  7:05
19  5:00	20	21	22  7:05	23	24	25
26	27  7:05	28	29  7:05	30	31	

## OCTOBER 2021

SUN	MON	TUE	WED	THU	FRI	SAT
					1	2
3	4	5	6	7	8	9
10	11	12	13	14	15	16
17  3:00	18	19	20	21	22  7:05	23  4:00
24	25	26	27  7:00	28	29  7:00	30  1:00
31						

## JANUARY 2022

SUN	MON	TUE	WED	THU	FRI	SAT
						1  2:05
2  3:00	3	4	5  7:05	6	7  7:05	8  7:00
9	10	11	12  7:05	13	14  7:05	15  6:05
16	17	18	19  7:05	20	21  7:00	22  1:00
23	24	25	26	27	28  7:05	29  6:05
30	31					

## FEBRUARY 2022

SUN	MON	TUE	WED	THU	FRI	SAT
		1	2  7:05	3	4  7:05	5  4:00
6	7	8	9	10	11  7:05	12  7:00
13	14	15  7:00	16	17	18  7:00	19  7:00
20  3:05	21	22	23	24	25  7:00	26  3:05
27  4:00	28					

## MARCH 2022

SUN	MON	TUE	WED	THU	FRI	SAT
		1	2  7:05	3	4  7:00	5  7:00
6	7	8	9  7:05	10	11  7:05	12  7:00
13	14	15	16	17	18  7:05	19  6:05
20	21	22	23	24	25  7:05	26  7:00
27  3:05	28	29	30  7:05	31		

## APRIL 2022

SUN	MON	TUE	WED	THU	FRI	SAT
					1  7:00	2  7:00
3	4	5	6  7:30	7	8  7:00	9  7:00
10	11	12	13  7:05	14	15	16  7:05
17	18	19	20	21	22  7:00	23  7:05
24  3:00	25	26	27	28	29	30



## EXECUTIVE STAFF

### Club Personnel

#### TERRENCE M. PEGULA | Owner



Terry Pegula is a self-made success story, rising from humble beginnings to become one of the most respected leaders in the energy industry, and one of very few professional sports owners to operate franchises in multiple sports.

Together with his wife Kim, Terry realized a life-long dream on October 8, 2014. The Pegulas received the unanimous approval of NFL owners to succeed Pro Football Hall of Famer Ralph C. Wilson, Jr. and become the second owners in the storied history of the Buffalo Bills.

Terry serves as CEO of the Bills and currently sits on the NFL's Health and Safety committee. In 2016, the Pegulas were honored with the Tank Younger Award, which recognizes extraordinary contributions towards diversity in the NFL.

Raised in Carbondale, Penn., Terry is a 1969 graduate of Scranton Preparatory School. He entered Penn State University as a math major and was accepted into the Petroleum and Natural Gas Engineering Program. He went on to graduate with a Bachelor of Science degree in 1973 and landed his first job with Getty Oil Co. in Victoria, TX. He later joined Felmont Oil Co. as an Area Engineer, a decision that brought him to Olean, NY in 1975.

In 1983, Terry borrowed \$7,500 from family and friends to create East Resources Inc., an independent oil and gas exploration and production company operating in the Appalachian Basin. Over the next 27 years, Terry built East into one of the largest privately held companies in the United States. In July of 2010, Royal Dutch Shell purchased the assets of East Resources Inc., which continues to be active today. In 2012, Terry formed JKLM Energy. JKLM is staffed with many former East Resources employees and takes pride in contributing to U.S. energy independence by producing Pennsylvania natural gas, elevating the state into one of the top producing regions in the world.

Upon the sale of East Resources assets, Terry focused his attention on his love of sports. In September of 2010, the Pegulas announced a gift of \$102 million to construct Pegula Ice Arena, paving the way for Division I hockey at Penn State.

On February 22, 2011, Terry and Kim purchased the NHL's Buffalo Sabres. They followed up their commitment to hockey by purchasing the AHL's Rochester Americans later that year, restoring a longtime affiliation between the Sabres and Amerks. The Pegulas opened Harborcenter in 2014. The \$200 million-dollar complex, next door to the Sabres' KeyBank Center, includes two hockey rinks, training facilities, four restaurants, a full-service Marriott Hotel and parking. The combination of KeyBank Center and Harborcenter have allowed Buffalo to be a center for hockey, hosting the 2016 NHL Draft, the NHL Combine every year since 2015, the 2018 World Junior Hockey Championships, and the 2019 NCAA Frozen Four.

In addition to helping manage the family's sports operations, Terry runs JKLM Energy in Pittsburgh, and his family's business operations in Boca Raton, Florida. Terry and Kim have five children: Michael, Laura, Jessica, Kelly and Matthew.



## EXECUTIVE STAFF

### Club Personnel

#### KIM PEGULA | Team President



Kim Pegula is the President and CEO of Pegula Sports and Entertainment, and President of both the Buffalo Bills and Buffalo Sabres as well as the AHL's Rochester Americans.

A native of Fairport, N.Y., she attended nearby Houghton College and graduated in 1991 with a degree in communications. Kim began her professional career with East Resources in 1991 and was involved with the company until its sale in 2010.

On October 8, 2014, Kim, along with her husband Terry, realized a long-time dream as they became only the second owners of the Bills. Kim currently serves on the NFL's Super Bowl and Major Events Advisory Committee, Business Ventures Committee, and NFL Foundation Committee. She also serves on the Board of Directors of the Hockey Hall of Fame and Museum and the Republic Services Group.

Kim got her start in sports in 2011 after she and Terry purchased the Buffalo Sabres. In May 2018, she became the first female to hold the post of President for both an NHL and NFL team. Kim and Terry's sports ownership also extends to the NLL Buffalo Bandits and Rochester Knighthawks and the AHL Rochester Americans.

After owning multiple professional sports teams in the same market, Kim launched Pegula Sports and Entertainment (PSE) in 2014, creating a management company that oversees the business operations across all Pegula-owned entities and sports teams. Since its inception, PSE has expanded its reach to include Harborcenter, a multipurpose facility anchored by two NHL-size ice rinks and a Marriott Hotel franchise; PicSix, a full service creative agency specializing in video, digital and marketing creative services for a variety of companies, a hospitality division that operates multiple restaurants including (716) Food and Sport, a Tim Hortons Café & Bake Shop franchise, The Healthy Scratch cafe, and The Draft Room. In 2017, PSE added ADPRO Sports to their portfolio, providing branded merchandise to teams and companies across the country.

PSE, through its managed entities, has been key to bringing new business opportunities to Buffalo, including multi-year agreements to host the NHL Combine, 2016 NHL Draft, 2018 World Junior Championships, 2019 Frozen Four NCAA Men's Hockey Tournament, as well as a wide variety of stadium and arena concerts and national and international tournament events at all levels.

Kim and the PSE entities have been honored with a number of awards including Business First's Most Influential People, four NYS Emmy Awards for sports content, Buffalo Best Place To Work, the Tank Younger Award for embracing diversity in the NFL, and numerous individual recognitions of her staffs.

Kim and Terry have also given back to encourage the growth of sports and the many intangible benefits they believe sports creates for individuals, fans and their community. In 2010, the Pegulas gave an unprecedented \$102 million for the creation of the Pegula Ice Arena at Terry's alma mater Penn State. The facility allowed for Penn State's hockey program to become a NCAA Division I team and was the final piece for the formation of the Big Ten Hockey Conference. Kim also gave back to her alma mater, Houghton College, with a gift of \$12 million to build the Kerr-Pegula Athletic Complex allowing Houghton College athletics to become a Division III program.

Terry and Kim have five children: Michael, Laura, Jessica, Kelly and Matthew.



## EXECUTIVE STAFF

### Club Personnel

#### JASON KARMANOS | General Manager



The Buffalo Sabres named Jason Karmanos as the team's associate general manager on April 14, 2021.

In his new role, Karmanos will serve as the general manager of the AHL's Rochester Americans and will oversee the Sabres' scouting, player development and analytics departments.

A native of Orchard Lake, Michigan, Karmanos spent the past six seasons (2014-20) with the Pittsburgh Penguins, where he served as the assistant general manager for three seasons. He was the club's vice president of hockey operations prior to that.

In his roles with Pittsburgh, Karmanos spearheaded the revamping of the Penguins' use of hockey analytics to assist management in their decision-making process.

He was also a member of the Carolina Hurricanes' front office from 1998-2013 and served as an assistant general manager for 13 of those seasons.

Karmanos, 46, has been part of three Stanley Cup championships. He won with Carolina in 2006 and with Pittsburgh in 2016 and 2017.

Sabres general manager Kevyn Adams was an alternate captain on the 2005-06 Hurricanes. Adams and Karmanos were also teammates on the United States' 1994 World Junior Championship team.

Before becoming a hockey executive, Karmanos played four seasons at Harvard, where he earned a Bachelor of Arts degree with honors. He played one season for the Raleigh Ice Caps of the ECHL in 1996-97, but an eye injury ended his playing career.



## EXECUTIVE STAFF

### Club Personnel

**ROBERT MINTER** | Vice President of Business Operations



**Office:** (585) 454-5335 ext. 4121

**Direct:** (585) 286-9926

**E-mail:** robert.minter@bluecrossarena.com

Rob Minter was named Vice President of Business Operations on December 12, 2017. In this role, Minter is responsible for overseeing the day-to-day business-related activities of the Rochester Americans and Knighthawks organizations as well as Blue Cross Arena.

Under Minter's leadership, the Amerks were among only four teams during the 2019-20 season with a 15 percent increase in ticket sales per game, including full season equivalents. Additionally, Rochester was honored among only six organizations with an 83 percent renewal rate in corporate sales revenue for the 2019-20 season.

Entering the 2018-19 season, the Amerks experienced a 15% increase in Season Ticket Membership renewal rate in addition to a significant boost in overall corporate partnership value.

Minter, who begins his fourth full season leading the organization in 2021-22, was also instrumental in the successful transition of Pegula Sports and Entertainment (PSE) taking over management of The Blue Cross Arena in August 2018. The move, in partnership with the City of Rochester, further allows the continued development along Rochester's downtown corridor and Genesee River. He also assisted in securing a multi-million-dollar renovation plan for the venue, including a new state-of-the-art videoboard and ribbon wall that were unveiled prior to the 2018-19 season.

Recently, Minter played a lead role in the acquisition and subsequent rebrand of the Rochester Knighthawks franchise. The Knighthawks became the latest entity under the ownership of PSE and debuted in the National Lacrosse League as an expansion team during the 2019-20 season, restoring the NLL to a then league-high 13 member teams. The 2021-22 season will also be the third in which Minter will oversee an expanded front office staff for both the Amerks and Knighthawks franchises.

Minter joined the organization following three years as the director of premium seating for the NFL's New Orleans Saints and NBA's New Orleans Pelicans. During his tenure in New Orleans, Minter organized and managed a sales staff focused on the sale and retention of premium products for both franchises.

Prior to his time in New Orleans, Minter was the general manager of IMG Learfield Ticket Solutions, where he was instrumental in delivering high-value ticket sales and data solutions for all 19 Virginia Tech athletic programs.

Minter also gained experience holding various roles in the business development department with the Cleveland Cavaliers, including overseeing all ticketing operations for the Lake Erie Monsters of the American Hockey League as well as the Canton Charge, the organization's NBA D-League team. He began his full-time career in sports as a sales consultant for the Monsters from 2008 to 2010 before serving as the team's inside sales manager for the 2010-11 season.


Minter is a native of Virginia and a 2007 graduate of Shepherd University in Shepherdstown, West Virginia. He currently resides in Pittsford with his wife, Lauren, and their two sons, Connor (9) and Patrick (7).



## EXECUTIVE STAFF

### Club Personnel

#### JODY GAGE | Director of Strategic Planning



Jody Gage serves as the Director of Strategic Planning in the Amerks' front office, where he has worked since the 1995-96 season. The role is Gage's fourth within the organization, having previously served as Assistant General Manager, General Manager and Director of Player Personnel during his tenure in the front office following his retirement as a player.

During Gage's 13 seasons as the team's general manager, he saw nine teams reach the finals (three hockey, six lacrosse). The Amerks advanced to the Calder Cup Finals in 1999 and 2000, and he was the Assistant General Manager when the Amerks won the 1996 Calder Cup. The original Rochester Knighthawks franchise (National Lacrosse League), a team for which he has served as GM, reached the National Lacrosse League Finals in 1999, 2000 and 2003 -- and won the 1997 Major Indoor Lacrosse League title and the 2007 National Lacrosse League crown.

In his former role as VP of Player Personnel for the Knighthawks, Gage helped lead the team to an unprecedented three straight championships (2012, 2013, 2014). Gage also served as the general manager of the Rochester Rattlers of Major League Lacrosse for eight seasons and captured the Steinfeld Cup in 2008.

In 1998-99, the AHL awarded him the James C. Hendy Award as the league's outstanding executive. Gage assembled a team that won both the AHL Empire Division Championship and the Western Conference Championship and earned a berth in the 1999 Calder Cup Finals. The 1998-99 Amerks broke franchise records for most wins (52) and most points (111), and league records for fewest goals allowed (176) and fewest road goals allowed (86). In 2004-05, the hockey team rewrote the record books, setting franchise records for points (112), shutouts (9) and consecutive wins (17). That Amerks team also won the regular season points title, while wrapping up the North Division and Western Conference.

Gage received one of the highest honors of his career in 2006, as he was inducted into the inaugural class of the AHL Hall of Fame. He joined legends Johnny Bower, Jack Butterfield, Fred Glover, Willie Marshall, Frank Mathers and Eddie Shore. The ceremony was conducted at the 2006 Rbk Hockey American Hockey League All-Star Classic in Winnipeg, Manitoba (January 31st to February 1st). In January of 2010, Gage was enshrined into the Knighthawks Hall of Fame as part of the Class of 2010. With the honors, Gage enters the Hall of Fame as the only person to now grace the Hall of Fames for two Rochester professional sports teams: the Knighthawks and the Rochester Americans.

Because his name is synonymous with AHL stardom, he was able to acquaint himself quickly with his peers off the ice, and it did not take long for him to earn a reputation as a well-respected, savvy hockey GM. In his first season, Gage's team captured the Amerks' first division title since the 1990-91 season, making him the first Amerks' GM in team history to win a division title in his inaugural season.

It was no surprise that he achieved success, having been involved with three Calder Cup championship teams during his pro career. He was a member of the Adirondack Red Wings Calder Cup team in 1981, the Amerks squad in 1987, and was Rochester's Assistant GM when the Amerks secured their sixth Calder Cup in 1996, having retired during the season due to lingering knee ailments.

Originally a third-round draft selection (45th overall) of the Detroit Red Wings in the 1979 NHL Entry Draft, the Toronto native spent six seasons in the Detroit organization before signing a free-agent contract with the Buffalo Sabres on July 31, 1985. Gage would spend the rest of his career in the Sabres and Amerks organizations, signing his final contract with the Amerks on August 23, 1995, just a few months after Steve Donner purchased the Rochester club from Buffalo in June 1995.

Dubbed "Mr. Amerk" during his 11-year career in Rochester, Gage finished as the Amerks' all-time leader in goals, assists, points and games played. He holds the Amerks' record for game-winning goals in one season (9, 1987-88) and goals/points by a right wing in one season (60/104, 1987-88). Gage is one of just three players to record 500 career AHL goals and 1,000 career AHL points, and his 17 AHL seasons tie him for third in league history. Some of his other AHL accolades include the 1987-88 AHL MVP award and a berth on the First Team All-Star squad. He also earned AHL First Team All-Star honors following the 1985-86 and 1990-91 seasons, a place on the AHL's All-Time Team in 1992 -- as chosen by the media -- and selection as the U.S. Team Captain for the AHL All-Star Game in 1995. Gage also holds AHL records for the two fastest short-handed goals in one game (8 seconds, 3/25/89), the most 40+ goal seasons (7), and the most playoff goals (51) in AHL history.

In 1999, he was inducted into the Amerks Hall of Fame. On March 19, 1999, Gage and Dick Gamble had their No. 9 retired, joining Norm "Red" Armstrong as the only players in team history to receive that honor.

Gage (born 11/29/59) resides in Chili with his wife Charlotte. The couple has a son, Ryan, and a daughter, Stefanie, as well three grandsons, Joseph, Teddy and Gordon. Jody is an avid and accomplished golfer. He also enjoys spending time with his family.



# HOCKEY OPERATIONS

## Club Personnel

### SETH APPERT | Head Coach



Seth Appert enters his second season as head coach of the Rochester Americans in 2021-22 after being named to the position on August 18, 2020.

In his first campaign behind the Amerks bench, he guided the team to an 11-15-2-1 record over a condensed 29-game season in 2020-21. Despite the shortened season, however, player development was still very much a priority for Appert and his staff as evidenced by more than a dozen players earning recalls to the parent Buffalo Sabres, including Appert himself at one point. Excluding Andrew Oglevie and Casey Fitzgerald, who were recalled to the team's taxi squad but never saw any game action, nine made their Sabres debuts and five made their National Hockey League debuts.

Rochester also had five different goaltenders dress during the 2020-21 season, the most since the club used seven in 2014-15. All three goaltenders to play with both Rochester and Buffalo earned a win with each club, with both Ukko-Pekka Luukkonen and Michael Houser picking up their first NHL victories, respectively.

The 33rd head coach in the 65-year history of the franchise, Appert has a long history of developing players at all levels. Prior to joining the Amerks, he spent three years (2017-2020) alternating the head coaching duties between the Under-18 and Under-17 teams at USA Hockey's National Team Development Program (NTDP).

With the NTDP, Appert oversaw a development model that produced an NHL-record 17 draft picks in the 2019 NHL Draft, including eight that were selected in the first round. Among those included the highly touted forward Jack Hughes, who was chosen first overall by the New Jersey Devils.

During his first season with the NTDP in 2017-18, Appert guided the Under-18 Team to a gold medal at the Five Nations Tournament while also helping Team USA to an Eastern Conference-best 41-18-0-1 record during the regular season, the team's best finish since joining the United States Hockey League prior to the 2009-10 campaign. Team USA, which featured incoming defenseman and former Buffalo Sabres' second-round pick Mattias Samuelsson, led the USHL in wins (41) and tied for second in overall points (83) behind only the Waterloo Black Hawks. In 2018, Appert led the U.S. Under-18 Men's National Team to a silver medal at the IIHF Under-18 World Junior Championship and gold at the same tournament the year before as an assistant coach in 2017. His international resume also includes back-to-back years as an assistant coach with the U.S. National Team, winning a bronze medal at the Men's World Championship in 2018.

Prior to joining USA Hockey, the Cottage Grove, Minn., native spent 20 years in the NCAA Division I collegiate coaching ranks, including 11 seasons as head coach of the men's program at Rensselaer Polytechnic Institute (RPI). The Engineers advanced to the postseason each year under Appert, who guided the team to an appearance in the 2011 NCAA Tournament following a 20-win season before leading RPI to its best finish in more than two decades just two years later with a second-place finish in the ECAC standings to conclude the 2012-13 campaign. The first two seasons of Appert's tenure at RPI were highlighted by back-to-back titles in the Governor's Cup Tournament – the program's first titles of any kind since 1998 – in addition to earning points against six nationally-ranked opponents.

He departed RPI following the 2016-17 season with a 152-221-48 regular-season record.

Appert, who formerly served as president of the American Hockey Coaches Association, also spent nine seasons as an assistant coach at the University of Denver, where he helped the Pioneers to a pair of NCAA National Championships as well as three WCHA playoff championships and two WCHA regular-season titles. The Pioneers also averaged more than 23 wins per season with Appert behind the bench.

Over his 20 years at the collegiate level, Appert has aided in the development of 13 All-Americans, 37 all-league selections, four Players of the Year, four Hobey Baker Finalists and at least 23 players who have graduated to the NHL, including former Amerks Jerry D'Amigo, Jason Kasdorf and Erik Burgdoerfer.

D'Amigo played one season under Appert at RPI in 2009-10, ranking fifth in the nation in points per game while leading the team in game-winning goals. In his lone season at RPI, D'Amigo was named the ECAC Rookie of the Year and was named to the ECAC All-Rookie Team. Kasdorf, meanwhile, played four years under Appert at RPI, earning ECAC Rookie of the Year and All-ECAC Second Team honors as a freshman during the 2012-13 season. Both he and Burgdoerfer would make their NHL debuts with the Buffalo Sabres.

Appert is a product of the NCAA himself, having been a four-year letter-winner as a goaltender at Ferris State University from 1992-96.

He owns a Bachelor's degree in Public Relations from Ferris State and earned his Master's degree in Management from the University of Denver in 1999. Appert and his wife, Jill, have two daughters, Addi and Campbell.



# HOCKEY OPERATIONS

## Club Personnel

### MICHAEL PECA | Assistant Coach



Michael Peca enters his first season as an assistant coach with the Rochester Americans after being named to the position on August 3, 2021.

Peca spent the 2020-21 season as a player development coach with the Washington Capitals, working primarily with the players on the taxi squad.

Prior to joining Washington, Peca served as general manager and director of hockey operations for the Buffalo Jr. Sabres of the Ontario Junior Hockey League for five years following two seasons as the team's head coach from 2012-2014. He posted a 69-28-11 combined record in 108 games, leading Buffalo to back-to-back West Division titles and consecutive playoff appearances while also earning OJHL Coach of the Year honors for the 2012-13 season.

As a player, Peca's professional playing career spanned 14 seasons and 864 games in the National Hockey League with the Vancouver Canucks, Buffalo Sabres, New York Islanders, Edmonton Oilers, Toronto Maple Leafs and Columbus Blue Jackets. A four-time 20-goal scorer, he recorded 465 points (176+289) and added 34 points (15+19) in 97 playoff contests while twice guiding his team to the Stanley Cup Final, including in 1999 as captain of the Sabres.

The Toronto, Ontario, native is also a two-time winner of the Frank J. Selke Trophy, given annually "to the forward who best excels in the defensive aspects of the game." He was first awarded the honor following the 1996-97 season, becoming the first Sabres forward since Craig Ramsay in 1984-85 to win the award. He was the recipient again just five years later in 2001-02 as a member of the Islanders.

Originally a second-round selection (40th overall) of the Vancouver Canucks in the 1992 NHL Draft, Peca spent the majority of his 14-year career with the Sabres, during which he scored 96 goals and notched 121 assists for 217 points over 363 games from 1995-2000. His tenure in Buffalo was highlighted by three 20-goal seasons, including a career-best 27-goal campaign in 1998-99, and four straight playoff appearances between 1997-2000.

He made a return visit to the Stanley Cup Final in 2006 with Edmonton before retiring following the 2008-09 season.

Peca also played parts of two seasons (1992-93, 1994-95) in the American Hockey League with the Hamilton Canucks and Syracuse Crunch, totaling 43 points (16+27) in 44 games.

Internationally, Peca is a two-time gold medal-winner with Team Canada. After leading the Canadians to gold at the 1994 IIHF World Junior Championship, he won his second gold medal at the 2002 Winter Olympic Games in Salt Lake City. He also represented Canada at the 2001 IIHF World Championship, serving as team captain.

He resides in Buffalo with his wife, Kristin, and their two children, Trevor (21) and Emily (18).



# HOCKEY OPERATIONS

## Club Personnel

### MIKE WEBER | Assistant Coach



Mike Weber enters his second season as an assistant coach with the Rochester Americans in 2021-22 after being named to the position on September 17, 2020.

Prior to joining the Amerks, Weber spent the previous two and a half years as an assistant coach with the Windsor Spitfires of the Ontario Hockey League. In his final season with Windsor, Weber guided the Spitfires to a third-place finish in the OHL's West Division with a 34-20-8-0 overall record and what would have been their fifth straight playoff appearance prior to the cancellation of the season due to COVID-19.

A native of Pittsburgh, Penn., Weber transitioned into coaching with Windsor midway through the 2017-18 season following an 11-year playing career as a defenseman. A second-round pick (57th overall) of the Sabres in 2006, Weber recorded 53 points (9+44) and 437 penalty minutes while playing all but 10 of his 351 NHL games for Buffalo prior to a brief stint with the Washington Capitals.

Weber also totaled 51 points (8+43) in 237 career AHL games, most recently serving as team captain of the Iowa Wild in 2016-17. He made his pro debut with the Amerks in 2007-08, his lone season in Rochester, and would spend a majority of the following two seasons with the Portland Pirates, leading the team to a playoff appearance in 2010 after a career-high 21 points during the regular season.

He was rewarded with a trip to the AHL All-Star Classic in 2010 before going to spend the next six full seasons in the NHL.

He and his wife, Janine, are the parents to three sons: Emerson (8), JJ (5) and Harrison (3).



# HOCKEY OPERATIONS

## Club Personnel

### KRIS YOUNG | Video Coach and Team Services



Kris Young enters his third season as Video Coach and Team Services with the Rochester Americans in 2021-22. In his role, Young oversees all aspects of team travel and video operations.

Young joined the Amerks in 2019-20 after spending the previous three years as the video coach for the Ottawa Senators (NHL), which followed one season with the Hamilton Bulldogs of the Ontario Hockey League.

A native of South Porcupine, Ontario, Young has represented Canada at numerous international events, most recently winning gold as Team Canada's video coach at the 2014 Winter Olympics in Sochi, Russia. Young was also the recipient of a silver medal at the 2013 IIHF Ice Hockey Women's World Championship in Ottawa before adding his second gold medal that same year while serving on Team Canada's staff at the U18 Women's World Championship in Finland.

Additionally, he previously served as the video coach for Hockey Canada's Women's National Team in 2011.

Before working with Hockey Canada, Young was the video coach for the American Hockey League's version of the Bulldogs from 2006 to 2010, helping Hamilton win the Calder Cup in 2007.

### SEAMUS KOTYK | Goaltending Development Coach



Seamus Kotyk enters his fifth season as the Goaltending Development Coach for the Buffalo Sabres organization in 2021-22. In his role, Kotyk is responsible for overseeing the development of all the organization's goaltenders, including Buffalo's minor league affiliates with the AHL's Rochester Americans and ECHL's Cincinnati Cyclones.

Kotyk has been instrumental in the development of some of the Sabres' top goaltending prospects, including highly touted goaltending prospect Ukko-Pekka Luukkonen, who this past season became the sixth different Amerks netminder in the last six years to make his NHL debut for Buffalo, joining Michael Houser, Jonas Johansson, Linus Ullmark, Adam Wilcox and Jason Kasdorf, the latter of whom played for current Amerks head coach Seth Appert at RPI.

Kotyk joined the Sabres following four seasons with the Sault Ste. Marie Greyhounds of the Ontario Hockey League. He joined the organization in 2010 as a goaltending coach before being elevated to assistant coach the following year. He remained in that capacity until 2014 when he transitioned to the Sabres as a scout before assuming his current role.

A native of London, Ontario, Kotyk played four seasons in the OHL with the Ottawa 67's, posting a 79-37-5 record with a 2.73 goals-against average and a .910 save percentage. He was a member of the 1999 Memorial Cup-winning squad and played for the 67's in the 2001 Memorial Cup.

Originally a fifth-round pick (147th overall) of the Boston Bruins in the 1999 NHL Draft, Kotyk enjoyed an eight-year playing career that included stops in the AHL, UHL and ECHL before playing his final three seasons overseas. He boasted a 58-66-10 career record with a 3.10 goals-against average and a .904 save percentage during his time in North America, most of which was spent in the AHL with the Cleveland Barons, Milwaukee Admirals and Houston Aeros.

Kotyk split the 2004-05 season with the Admirals and the Rockford IceHogs of the UHL. While with the Admirals, Kotyk scored an empty-net goal against the San Antonio Rampage on April 17, 2005, becoming the eighth goaltender in AHL history to score a goal.



# HOCKEY OPERATIONS

## Club Personnel

**ADAM MAIR** | Director of Player Development



Adam Mair begins his first season as Director of Player Development for the Buffalo Sabres organization in 2021-22. He most recently served as an assistant coach with the Rochester Americans of the American Hockey League during the 2020-21 campaign.

Mair returns to Buffalo where he previously spent five seasons (2015-20) as a player development coach with the Sabres, and was instrumental in the development of the organization's top prospects.

Prior to serving as player development coach for the Sabres, the Hamilton, Ontario, native spent two years as a coach at the Academy of Hockey and two years as the director of player development at Canisius College in Buffalo, joining the program shortly after his retirement following the 2011-12 season.

A fourth-round pick (84th overall) of the Toronto Maple Leafs in 1997, Mair spent the bulk of his 13-year pro playing career with the Sabres, playing a significant role in the team's run to the Eastern Conference Finals in 2007. He finished his career with 114 points in (38+76) in 615 NHL games with Toronto, Los Angeles, Buffalo and New Jersey as well as eight points (3+5) in 35 playoff contests.

He also added 120 points (53+67) over 172 American Hockey League appearances for the St. John's Maple Leafs, Manchester Monarchs and Springfield Falcons, including a career-high 49-point campaign as a rookie during the 1999-00 season.

Internationally, he led Team Canada to a silver medal with two points (1+1) in seven games at the 1999 IIHF World Junior Championship.

He and his wife, Elizabeth, have three sons: twins William and Finley (5), and Graham (2).



# HOCKEY OPERATIONS

## Club Personnel

### NATHAN PAETSCH | Development Coach



Nathan Paetsch enters his first season as Development Coach for the Buffalo Sabres organization in 2021-22.

In his new role, he will work closely with the organization's top defensive prospects, both in Buffalo and Rochester, playing a key role in their overall development process.

A two-time Calder Cup winner, Paetsch announced his retirement in December 2020, ending an illustrious 17-year playing career with nearly 900 games in the National Hockey League, American Hockey League and the Deutsche Eishockey Liga in Germany.

A native of LeRoy, Sask., the 37-year-old Paetsch appeared in 258 career games over parts of seven seasons in the red, white and blue, recording 100 points on 23 goals and 77 assists. His seven seasons in Rochester trail only Darryl Sly for the most by a defenseman in the 64-year history of the franchise and he's one of only 20 defensemen all-time with at least 250 games as an Amerk. He also added four points (2+2) in 26 playoff appearances for Rochester, leading the Amerks to the postseason in each of his first two years with the team.

It was off the ice, however, where Paetsch's contributions were the most impactful. In his seven seasons with the team, he was unanimously named the winner of the organization's McCulloch Trophy for his commitment to the Rochester community on five different occasions, the most by any player. He also remains the only Amerk in franchise history to receive the award, coinciding with being named Rochester's AHL Man of the Year for his community service, in three straight years from 2018-2020.

Paetsch is also a four-time recipient of his team's AHL Man of the Year award as well as a three-time nominee for the league's Fred T. Hunt Award, presented annually to the player who best exemplifies the qualities of sportsmanship, determination and dedication to hockey.

A seventh-round selection (202nd overall) of the Buffalo Sabres in 2003, Paetsch joined the Amerks as a rookie for the 2003-04 season following five years of junior hockey with the Moose Jaw Warriors. The following year, he and the Amerks enjoyed a record-setting season for the most points and longest home win streak while winning the Macgregor Kilpatrick Trophy as regular season champions thanks to an AHL-best 51-19-4-6 record. Paetsch would be the only Amerk to appear in all 80 games that season.

His best season as an Amerk came during the 2005-06 campaign when he posted career-highs in goals (11), assists (39) and points (50) to lead all Rochester defensemen and finish ninth in scoring among all AHL blueliners. For his efforts, he would be named Amerks MVP, becoming just the third defenseman in team history to earn the honors.

That year would also see Paetsch make his NHL debut for the Buffalo Sabres, paving way for a full-time spot in the NHL with the Sabres and later the Columbus Blue Jackets over the next four seasons.

Paetsch played an integral role during Buffalo's record-setting season in 2006-07, his first at the NHL level, recording a career-high 24 points (2+22) in 63 games. He helped the Sabres set franchise records for the most consecutive wins and road wins to begin a season while also leading Buffalo to the 50-win mark for just the second time in franchise history. The Sabres also tied the franchise mark for the most points in a season on their way to capturing their first President's Trophy as regular season champions and advancing to the Eastern Conference Finals of the 2007 Stanley Cup Playoffs.

Paetsch would play parts of the next three seasons with the Sabres and Blue Jackets, totaling 42 points (7+35) over 167 career NHL games.

Following a brief return to Rochester in 2010-11 and a season abroad in Germany, Paetsch spent five seasons with the Grand Rapids Griffins, where he led the team to five straight playoff appearances and two Calder Cup championships while also serving as team captain during the 2016-17 campaign.

He rejoined the Amerks for his third stint in Rochester prior to the 2017-18 season, playing out the final 43 games of his career with 14 points (2+2) over his final three seasons.

In his AHL career, the 6-foot-1, 195-pound blueliner amassed 259 points (52+207) over 651 career AHL games with Rochester, Grand Rapids and Syracuse, while also adding 34 points (5+29) in 104 playoff contests. During the 2016-17 season with Grand Rapids, he became just the



# HOCKEY OPERATIONS

## Club Personnel

### **NATHAN PAETSCH** | Development Coach *(Continued)*

18th player in AHL history to play in 100 or more Calder Cup Playoff games.

He departed the organization ranked 25th in scoring among all-time defensemen in franchise history, joining the likes of Amerks Hall of Famers Jim Wiemer and Randy Cunneyworth to begin and end their playing careers in Rochester.

Paetsch resides in Spencerport with his wife, Jaclyn, and their two children, Kellen (10) and Mira (8).

### **TIM KENNEDY** | Development Coach



Tim Kennedy enters his first season as a Development Coach for the Buffalo Sabres organization in 2021-22.

In his new role, he will work closely with the organization's top offensive prospects, both in Buffalo and Rochester, playing a key role in their overall development process.

A native of Buffalo, Kennedy embarked on a 10-year playing career with his hometown Sabres, making his NHL debut in 2008-09 before earning a full-time spot the following season. His tenure in Buffalo saw him produce 26 points (10+16) in 79 games while also adding three points (1+2) in six playoff contests.

After leaving Buffalo, Kennedy continued his NHL career with stops in Florida, San Jose and Phoenix, totaling 39 points (15+24) over 162 games.

A former sixth-round (181st overall) pick of the Washington Capitals in 2005, Kennedy spent the majority of his career in the American Hockey League, including two separate stints with the Rochester Americans. Following a brief 14-game stay in 2010-11, Kennedy returned to the Amerks for the 2016-17 season. In all, Kennedy recorded 36 points (4+32) in 61 career games with the Amerks.

In 442 career AHL games with Portland, Rochester, Connecticut, Worcester, San Antonio, Hershey and Binghamton, Kennedy totaled 329 points on 79 goals and 250 assists. He was also named a 2015 AHL All-Star selection after leading all Hershey Bears skaters with 59 points (11+48) during the 2014-15 campaign.

Kennedy played three seasons of collegiate hockey at Michigan State University (MSU), leading the Spartans to an NCAA National Championship in 2007. He led the team in scoring in two of his three seasons at MSU, culminating with back-to-back 43-point showings. As a sophomore, he was named to both the Frozen Four and NCAA Midwest Regional All-Tournament Teams before earning MSU Offensive Player of the Year honors and a selection to the All-CCHA Second Team the following season.

Internationally, Kennedy represented the United States at the 2010 IIHF World Championship, scoring one goal in six games.

He resides in Buffalo with his wife, Janelle, twin daughters, Harper and June (6), and son, Jackson (5).



# HOCKEY OPERATIONS

## Club Personnel

### ANDREW STEGEHUIS | Head Equipment Manager



Andrew Stegehuis enters his fourth season as the Head Equipment Manager for the Rochester Americans in 2021-22.

Stegehuis joined the Amerks after previously serving as the Grand Rapids Griffins (AHL) assistant equipment manager from 2012 until 2018, helping the Griffins claim both of their Calder Cup championships in 2012-13 and 2016-17. The Grandville, Mich., native began his tenure with Grand Rapids as a locker room attendant from 2004 to 2011.

Stegehuis joined the Griffins full-time after spending the 2011-12 season as the equipment manager for the USHL's Chicago Steel.

### CARL HIRNER | Assistant Equipment Manager




Carl Hirner begins his fifth season with the Amerks and first as the team's assistant equipment manager in 2021-22. In his new role, Hirner, who spent the previous four years as a game-day equipment assistant, will be responsible for assisting in the day-to-day care as well as maintenance, repair, transportation, cleaning, and storage of the team's equipment needs.

Hirner's additional experience includes one year at Locker Room Sports in Rochester. He specialized in outfitting local youth players and fulfilling all equipment related needs of the business operations.

A native of Lockport, NY, Hirner attended The College at Brockport, where he studied Sport Management.

### JACK HEYMAN | Equipment Assistant



The 2021-22 campaign marks Jack Heyman's 25th season as an Equipment Assistant with the Rochester Americans. During his tenure with the Amerks, the Rochester native has witnessed three ownership changes and has had the privilege of working with nine different head coaches over the years.

Heyman first arrived at The Blue Cross Arena at the War Memorial as an usher in 1971, but it wasn't long before he moved into his new role in 1996 when then Amerks equipment manager Pete Rogers took him under his wing as his assistant. It's a position he's held ever since.

As a volunteer, Heyman is responsible for providing assistance in the day-to-day care of the team's equipment needs, preparing the locker room on game days, fulfilling the needs of on-ice officials and providing guidance and instruction to the game-night equipment staff.



# HOCKEY OPERATIONS

## Club Personnel

### MICHAEL DSESSE | Head Athletic Trainer



Michael Dhesse enters his third season as Head Athletic Trainer of the Rochester Americans in 2021-22.

This past season, Dhesse was among the 31 AHL head athletic trainers presented with the Yanick Dupre Memorial Award in recognition of their efforts during the COVID-19 pandemic. In addition to his normal day-to-day responsibilities of overseeing the general health and wellness of the Amerks players – including the prevention, treatment and rehabilitation of injuries – he took on the additional duties of testing, monitoring and administering the AHL's COVID-19 health and safety protocols as the team's primary COVID-19 officer, allowing the organization and league to operate in a safe and effective manner during the pandemic.

Prior to joining the Amerks, Dhesse spent five years as the assistant athletic trainer at the University of Alaska Anchorage (NCAA), where he was the primary athletic trainer for hockey with the Seawolves. He was also the Medical Coordinator for the Anchorage Mayor's Marathon & Half Marathon, the largest marathon in the state of Alaska.

While in Alaska, he was active in the Alaska Athletic Trainers' Association, serving as their public relations chairman and sitting on the Governmental Affairs Committee.

Dhesse, a Peru, Illinois native, earned his Bachelor of Science degree in athletic training at Northern Illinois University (NCAA). While with the Huskies, he was an athletic training student covering football for two and a half years, which included a Mid-American Conference Championship game and the Orange Bowl and Poinsettia Bowl. In addition to his athletic training duties, Dhesse conducted research for the creation and implementation of emergency action plans in the secondary school setting on a national level and was awarded first place at the Great Lakes Athletic Trainers' Association meeting in 2014 and was presented at the National Athletic Trainers' Association Symposium that same year.

In his final semester of school, Dhesse interned with the University of Washington's football team, and prior to leaving NIU, was awarded the American Kinesiology Award.

Dhesse is a member of the National Athletic Trainers' Association and Professional Hockey Athletic Trainers' Society.


He currently resides in Rochester with his wife, Danielle, two dogs, Raisin and Annabelle, as well as their other various rescued animals.



# HOCKEY OPERATIONS

## Club Personnel

### KENT WEISBECK | Assistant Athletic Trainer



Kent Weisbeck enters his 37th season as an Athletic Trainer for the Rochester Americans. In the past 36 years, Weisbeck has worked more than 2,500 games, earned two Calder Cup rings (1987 and 1996) and has worked in the Calder Cup Finals on five other occasions.

On March 10, 2019, Weisbeck worked his remarkable 2,500th game with Amerks. Prior to the game against Binghamton, the organization honored him with a plaque and custom jersey commemorating his career milestone.

During the 2016 offseason, the longtime member of the Amerks organization was honored by the Professional Hockey Athletic Trainers Society/Society of Professional Hockey Equipment Managers (PHATS/SPHEM) with the Career Achievement Alumni Award in recognition of his dedication and excellence in his field. In August of 2016, Weisbeck was inducted into the Frontier Field Walk of Fame as a member of the Class of 2016. Since 1997, a special section at the center of Frontier Field's Walk of Fame has been designated to Rochester's sports legends. These individuals (fans, players, management and media spanning Rochester's sports history) are those who have made a monumental impact on the community through their achievements in the Rochester-area sports scene.

During the 2009-10 season, his 25th consecutive year of service to the organization, "Snacky" became the first-ever athletic trainer in the 64-year history of the franchise to be inducted into the Amerks Hall of Fame. He was honored as the 48th member of the prestigious club, joining former Amerks head coach Randy Cunneynworth and Jim Wiemer as part of the Class of 2010.

Weisbeck worked one day in the NHL with the Buffalo Sabres, but the rest of his hours, days and years have been in Rochester. On October 23, 2010, Weisbeck reached a professional milestone working in his 2,000th game. The team honored him on November 7, 2010 with a plaque and fitted him with the first Blue Jacket, an honor bestowed to Weisbeck by then team owner Curt Styres as a testament to his personal milestone.

Weisbeck has twice had the distinction of serving as a trainer at the AHL All-Star Classic. His first time on the bench came during the 2000 All-Star Classic hosted in Rochester at The Blue Cross Arena. He was also selected as head athletic trainer for the Western Conference All-Star team for the 2011 AHL All-Star Classic in Hershey. He was selected by the American Hockey League based upon his many years of excellence and dedicated service to the AHL and the City of Rochester.

The Buffalo, NY, native graduated from the University at Buffalo in 1977 with a Bachelor of Science degree in physical education with a minor in athletic training. After graduating from UB, he stayed at the university to work as an assistant athletic trainer from 1977-1985. In 1985, he made the jump to the AHL and the Amerks.

Kent and his wife, Colleen, reside in Rochester with their two sons: Cameron (28) and Hunter (12).



# HOCKEY OPERATIONS

## Club Personnel

### KEDRYN ORRISON PILGRIM | Assistant Athletic Trainer



Kedryn Orrison Pilgrim enters her first season as an Assistant Athletic Trainer with the Rochester Americans in 2021-22.

Orrison Pilgrim joins the Amerks following two years as an assistant athletic trainer at the University of Wisconsin-Eau Claire (UWEC), where she worked primarily with the women's volleyball, men's ice hockey and softball programs.

Prior to UWEC, she served as the head athletic trainer with the Sioux City Musketeers of the United States Hockey League (USHL) for two seasons (2017-2019). She was also a graduate assistant athletic trainer at Minnesota State University – Mankato in 2016-17 and was an intern athletic trainer before that with UWEC during the 2015-16 season.


Orrison Pilgrim completed her education at North Central College in Illinois, earning a Bachelor of Arts in both Athletic Training and Psychology, as well as completing the College Scholars Honors Program. While at North Central College, she was a member of the women's collegiate volleyball team for four years and a thrower for the women's indoor and outdoor track and field teams for a year.

She went on to obtain her Master of Arts in Sport and Exercise Psychology from Minnesota State University – Mankato and is currently pursuing her Doctorate in Athletic Training (DAT) from Moravian University.

Orrison Pilgrim is a member of the National Athletic Trainers' Association (NATA) and the Professional Hockey Athletic Trainers' Society (PHATS). She maintains both the Certified Strength and Condition Specialist (CSCS) certification through the National Strength and Conditioning Association (NSCA) and the Sports Manual Therapy Certification (SMTTC) through the Institute for Athlete Regeneration (IAR). In addition, she has specialized certifications in Graston Technique, Reflex Performance Reset (RPR) and cupping.

She resides in Rochester with her husband, Jordan, and their dog, Oban.

### NICK CRAVEN | Head Strength and Conditioning Coach



Nick Craven enters his fifth season as the Head Strength and Conditioning Coach of the Rochester Americans in 2021-22.

Prior to joining the Amerks, Craven was a member of the Olympic Strength and Conditioning department at the University of Georgia. Craven has also completed strength and conditioning internships with New Mexico State University and Colorado State University.

After four years of collegiate hockey, Craven played professionally for two years with stops in Binghamton (AHL), Colorado (ECHL) and Fayetteville (SPHL).

Craven graduated from Wesleyan University in 2013 with a bachelor's degree in Neuroscience. He received his M.S. in Kinesiology from the University of Georgia in 2017 and holds certifications through the National Strength and Conditioning Association (NSCA) and Collegiate Strength and Conditioning Coaches Association (CSCCA).



# COMMUNICATIONS AND MEDIA RELATIONS

## Club Personnel

### WARREN KOSEL | Senior Director of Public & Media Relations



**Direct:** (585) 286-9928

**Cell:** (585) 721-0524

**E-mail:** warren.kosel@amerks.com

Warren Kosel enters his 16th season with the Rochester Americans and sixth as the team's Senior Director of Public and Media Relations in 2021-22.

Kosel oversees the day-to-day communications and media relations efforts of the organization while serving as the primary contact for all local and national media outlets. Kosel also assists in the creation and execution of the Amerks digital media campaigns in addition to overseeing the team's various community outreach programs.

A native of Rochester, Kosel first joined the organization for the 2006-07 season with the former Rochester Sports Group, which consisted of the Rochester Americans (American Hockey League), the Rochester Knighthawks (National Lacrosse League), the Rochester Rhinos (United Soccer League First Division) and the Rochester Rattlers (Major League Lacrosse). During his time with the sports group, Kosel was part of two championship seasons that saw the Knighthawks claim the 2007 Champion's Cup and the Rattlers capture the 2008 Steinfeld Cup the following summer.

Kosel held a dual role with the Amerks for the 2010-11 season when he managed the public relations activities as well as all the hockey operations of the organization and previously served as the team's communications manager up until the 2015-16 season. He also continues to serve as the liaison for all alumni relations and is a member of the Amerks Hall of Fame induction committee.

During the 2013-14 season, he accompanied the Amerks when the team traveled overseas to compete in the Spengler Cup, hockey's oldest and most prestigious tournament held annually in Davos, Switzerland between Christmas and New Year's Day. The 2013 tournament marked the second time in franchise history the Amerks participated in the event. Rochester is the only AHL team and the only team in North American professional hockey to ever participate in the event after the Amerks earned a third-place finish back in 1996.

Kosel is a 2007 graduate of St. John Fisher College in Rochester, NY, where he earned bachelor's degrees in both Sport Management and Communications/Journalism.

He and his wife, Jacqueline, reside in Penfield with their daughter, Aveline (5), and son, Jack (2).

### RYAN HARR | Public & Media Relations Coordinator



**Direct:** (585) 286-9940

**Cell:** (724) 989-5989

**E-mail:** ryan.harr@amerks.com

Ryan Harr begins his sixth season with the Rochester Americans and fourth as the team's Public and Media Relations Coordinator in 2021-22. Harr spent his first two years with the club in a seasonal position as a part-time public and community relations assistant.

Harr assists in the day-to-day media and community relations efforts of the organization and continues to provide support to all marketing and digital media campaigns.

Prior to joining the Amerks, Harr was a member of the Pittsburgh Penguins' media relations department for multiple seasons and held similar roles with the Rockford IceHogs (AHL) and Wheeling Nailers (ECHL).

A native of Latrobe, Penn., Harr earned his Bachelor of Arts degree with a primary focus in Sports Broadcasting and Information from Waynesburg University in 2014 while also playing football for the Yellow Jackets. Harr attended Derry Area High School in Derry, where he was a four-year letter winner in both track and field and football with the Trojans, while also volunteering as an assistant coach for the Derry Area Midget Football.


He currently resides in Greece with his girlfriend, Christa.



## BROADCAST TEAM

### Club Personnel

#### **DON STEVENS** | Broadcaster



The 2021-22 season marks Don Stevens' remarkable 36th season as the "Voice of the Rochester Americans." Stevens has seen many changes in the AHL since he first put on the headphones and called his first Amerks game at the old Rochester War Memorial. Known as the "Dean of AHL Broadcasters," Stevens has witnessed the expansion of the league to an all-time high 32 teams and the explosion of media coverage of the AHL.

The Amerks' broadcaster has served the team in numerous capacities during his tenure, including public relations director, TV host, radio talk show host, and TV and radio play-by-play broadcaster. In addition, Stevens founded the AHL Broadcasters/Writers Association and served as its president.

The "Voice of the Amerks" calls games on the new radio home of the Amerks, 95.7 FM/950 AM ESPN Rochester, in addition to calling select home games live on the MSG Network. He teams up with color analyst and former Buffalo Sabre Ric Seiling to bring AHL games to the City of Rochester and around the country. Stevens also had the distinction of covering the Amerks on multiple occasions over the NHL Network and SiriusXM Satellite Radio, introducing Amerks hockey on both a national and international level.

In 2009-10, Stevens called Rochester's historic 2,000th franchise win as the Amerks joined an elite club, becoming just the second team in the American Hockey League and eighth overall in North American hockey history to achieve the feat. He was also behind the microphone for five of the 13 goals scored by an AHL goaltender, most recently in 2010-11 when Binghamton's Chris Holt fired in an empty-netter against Rochester.

Stevens' most memorable season with the organization came during the 2010-11 campaign, his 25th with the red, white and blue. Stevens' years of dedicated service to the club was acknowledged with his enshrinement in the team's prestigious Hall of Fame as part of the Class of 2011. As the 50th member of the Hall, and just the second broadcaster inducted, Stevens joined an elite group of individuals whose tireless contributions and commitment to the franchise matches those of the original 1956 Rochester Americans.

From 1996-2009, Stevens maintained a dual role while also serving as the broadcaster for the Rochester Rhinos (United Soccer League). With the Rhinos, Stevens was part of back-to-back regular season championships (1998-99), three A-League championships in four years (1998, 1999 and 2001), the 1999 U.S. Open Cup and 14 consecutive playoff runs during his tenure. In 1998, he even covered an Amerks hockey game and the Rhinos' championship game on the same day. Stevens was inducted into the Rhinos Hall of Fame on Sept. 24, 2016 during halftime of the club's final regular-season home matchup, becoming the first broadcaster in Rhinos team history to earn the honors.

Throughout his career, he has received numerous awards for his work on radio and television. In 1993-94, he won the AHL's James H. Ellery Award, given to the person that has made outstanding contributions to the progress of the AHL for his work on the Amerks Radio Network. Stevens has also won a national ACE Award for Cable Excellence as the host of the weekly television show, "Amerks Report," and received the Rochester Press-Radio Club's Louis MacMillan Award for sportscasting excellence.

In 2003, he was inducted into the Frontier Field Walk of Fame in the media category. The Walk of Fame is located inside Frontier Field and features the names of fans, players, contributors and media throughout Rochester's sports history. Following the 2012-13 season, Stevens' 27th as the Amerks play-by-play man, he was again awarded with the AHL's prestigious James H. Ellery Memorial Award for excellence in radio coverage for the second time in his career.

Most recently, in June of 2018, Stevens was named the recipient of the 2018 Gary Smith and George Beahon Sports Media Excellence Award at the 72nd annual Press-Radio Club Dinner held in downtown Rochester. This past season, he was honored as the 2020 Sportsperson of the Year by the Rochester St. Patrick's Day Parade Committee.

With the Amerks, Stevens has broadcast seven Calder Cup Finals and the Spengler Cup in Switzerland, winning a pair of Calder Cup championships in the process. Stevens has taken the AHL to its highest level during the course of his career and has shown his true professionalism by working with younger broadcasters throughout the league. Each season he has made it a point to "promote the Rochester Americans and the American Hockey League," from his seat in the radio booth to the podium at numerous charity events.

During his career, broadcasting has taken the Wainwright, Alberta, native all over the United States, Canada and Europe. He has worked in such markets as Seattle, San Diego, Salt Lake City, Phoenix and Rochester.



## BROADCAST TEAM

### Club Personnel

**DON STEVENS** | Broadcaster

#### THE DON STEVENS' FILE: TOP FIVE MOST MEMORABLE MOMENTS

- 1.) "My first season was 86-87, and there was a memorable moment in my very first game at the War Memorial. Shane Churla (Binghamton) went up on the stage after some of the fans."
- 2.) "Since then, there have been lots of memorable moments. One of the best was going to the championship in my first year and winning it at Sherbrooke and coming home to the thousands of people at the airport at 4:00 in the morning."
- 3.) "That same season at Binghamton, beating the Rangers on the last night of the season in a shootout, to win the regular season championship."
- 4.) "Going to the finals seven times in my first 14 years in Rochester is just an incredible statistic."
- 5.) "Calling the first ever goal scored by a goalie by 'shooting' it directly into the net (Darcy Wakaluk in Utica), about a week before Ron Hextall did it (for the Philadelphia Flyers). In fact, I called the first four goalie goals in league history - two for (Wakaluk & Robb Stauber) and two against."

**RIC SEILING** | Color Commentator



Ric Seiling enters his 17th season as Color Commentator for the Rochester Americans after joining the Amerks broadcast team during the 2005-06 season.

Seiling partners with Hall of Fame play-by-play broadcaster Don Stevens and serves as the analyst for Amerks television and radio broadcasts.

A native of Elmira, Ontario, Seiling was a first-round draft pick (14th overall) of the Buffalo Sabres in the 1977 NHL Draft. He went on to play 10 seasons in the NHL (1977-1987), including nine with the Sabres. In 738 career NHL games with the Sabres and Detroit Red Wings, Seiling recorded 387 points (179 goals, 208 assists) and 573 penalty minutes.

Seiling is also an active member of the Amerks Alumni Association.



ROCHESTER AMERICANS

# PLAYERS





# 2021-22 AMERKS ROSTER

## The Players

### ROCHESTER AMERICANS | 2021-22

#	SKATERS (30)	POS	HGT	WGT	D.O.B.	AGE	BIRTHPLACE	2020-21 CLUB(s)
2	LAAKSONEN, Oskari	D	6-2	185	7/2/99	22	Tampere, Finland	Rochester (AHL)
4	SCHULTZ, Jimmy A	D	6-1	203	5/11/95	26	Minnetonka, MN	Henderson (AHL)
5	FITZGERALD, Casey	D	5-11	188	2/25/97	24	North Reading, MA	Rochester (AHL)
7	PROW, Ethan A	D	5-11	182	11/17/92	28	Sauk Rapids, MN	Munich (DEL)
10	BIRO, Brandon*	LW	5-11	170	3/11/98	23	Sherwood Park, AB	Rochester (AHL)
11	ROUSEK, Lukas*	LW	5-11	171	4/20/99	22	Ostrov, Czech Republic	Sparta (Czech)
12	PEKAR, Matej	LW	6-1	185	2/10/00	21	Turnov, Czech Republic	Rochester (AHL)
13	WEISSBACH, Linus*	LW	5-9	177	4/19/98	23	Gothenburg, Sweden	Univ. of Wisconsin (NCAA – Big-10)
15	OGLEVIE, Andrew	RW	5-10	176	2/16/95	26	Fullerton, CA	Rochester (AHL)
16	TISCHKE, Peter	D	6-1	214	1/3/96	25	Hinsdale, IL	Colorado (AHL)
17	MALONE, Sean A	C	6-0	197	4/30/95	26	Buffalo, NY	Nashville (NHL)   Chicago (AHL)
18	BRYSON, Jacob	D	5-9	175	11/18/97	23	London, ON	Buffalo (NHL)   Rochester (AHL)
20	CAIRNS, Matthew*	D	6-2	217	4/27/98	23	Mississauga, ON	Univ. of Minnesota-Duluth (NCAA – NCHC)
22	QUINN, Jack*	RW	6-0	185	9/19/01	20	Ottawa, ON	Rochester (AHL)
23	Craggs, Lukas	LW	6-0	195	5/16/96	25	Elmhurst, IL	Chicago (AHL)   Florida (ECHL)
24	SAMUELSSON, Mattias	D	6-4	227	3/14/00	21	Voorhees, NJ	Buffalo (NHL)   Rochester (AHL)
25	RUOTSALAINEN, Arttu	C	5-9	187	10/29/97	23	Oulu, Finland	Ilves (SM-liiga) Buffalo (NHL)   Rochester (AHL)
26	JOBST, Mason	C	5-8	185	2/17/94	27	Speedway, IN	Binghamton (AHL)   Bridgeport (AHL)
28	MERSCH, Michael A	LW	6-2	216	10/2/92	29	Park Ridge, IL	Rochester (AHL)
29	FRANCO, Dominic	C	6-5	225	1/7/96	25	Portsmouth, RI	Rochester (AHL)
40	HAYDEN, John	C	6-3	223	2/14/95	26	Chicago, IL	Arizona (NHL)
44	TEVES, Josh	D	6-0	187	2/18/95	26	Calgary, AB	Utica (AHL)
45	WARREN, Brendan	LW	6-1	194	5/7/97	24	Carleton, MI	Rochester (AHL)   Jacksonville (ECHL)
47	BOKA, Nick	D	6-1	210	9/8/97	24	Plymouth, MI	Ontario (AHL)   Fort Wayne (ECHL)
52	ELIOT, Mitch	D	6-0	190	2/6/98	23	Orange County, CA	Utica (AHL)
72	MacINNIS, Ryan	C	6-4	201	2/14/96	25	St. Louis, MO	Columbus (NHL)   Cleveland (AHL)
77	PETERKA, JJ*	RW	5-11	192	1/14/02	19	Muenchen, Germany	Salzburg (Austria)   Munich (DEL)
81	MURRAY, Brett	LW	6-5	228	7/20/98	23	Bolton, ON	Buffalo (NHL)   Rochester (AHL)
88	DAVIDSON, Brandon A	D	6-2	204	8/21/91	30	Taber, AB	Buffalo (NHL)   Rochester (AHL)
91	SCARFO, Ryan	C	6-0	205	3/3/94	27	North Chelmsford, MA	Rochester (AHL)   Wheeling (ECHL)
#	GOALTENDERS (5)	POS	HGT	WGT	D.O.B.	AGE	BIRTHPLACE	2020-21 CLUB(s)
1	LUUKKONEN, Ukko-Pekka	G	6-5	217	3/9/99	22	Espoo, Finland	Buffalo (NHL)   Rochester (AHL)
30	TOKARSKI, Dustin A	G	6-0	198	9/16/89	32	Watson, SASK	Buffalo (NHL)   Rochester (AHL)
32	ROBSON, Mat	G	6-3	190	3/26/96	25	Toronto, ON	Straubing (DEL)
41	HOUSER, Michael	G	6-2	192	9/13/92	29	Youngstown, OH	Buffalo (NHL)   Rochester (AHL)
80	DELL, Aaron	G	6-0	213	5/4/89	32	Airdrie, Alberta	New Jersey (NHL)   Binghamton (AHL)

### STAFF DIRECTORY | 2021-22

NHL Affiliate .....Buffalo Sabres  
 Owner: ..... Terry Pegula  
 President: ..... Kim Pegula  
 General Manager: .....Jason Karmanos  
 Vice President of Business Operations: .....Rob Minter  
 Head Coach: ..... Seth Appert  
 Assistant Coach: ..... Michael Peca  
 Assistant Coach: ..... Mike Weber  
 Director of Player Development: .....Adam Mair  
 Development Coaches: .....Nathan Paetsch and Tim Kennedy  
 Goaltending Development Coach: .....Seamus Kotyk

Video Coach & Team Services: .....Kris Young  
 Head Athletic Trainer: ..... Michael Dhesse  
 Assistant Athletic Trainer: ..... Kent Weisbeck  
 Assistant Athletic Trainer: .....Kedryn Orrison Pilgrim  
 Head Equipment Manager: .....Andrew Stegehuis  
 Assistant Equipment Manager: ..... Carl Hirner  
 Head Strength & Conditioning Coach: .....Nick Craven  
 Sr. Director of Public & Media Relations: ..... Warren Kosel  
 Public & Media Relations Coordinator: .....Ryan Harr  
 Play-By-Play Broadcaster: ..... Don Stevens  
 Color Analyst: ..... Ric Seiling



# PRONUNCIATION GUIDE

## The Players

### PRONUNCIATION GUIDE | 2021-22

#	PLAYER	POS	PRONUNCIATION
1	Ukko-Pekka Luukkonen	G	OO-koh-PEH-kah, LOO-koh-nehn
2	Oskari Laaksonen	D	ahs-KAH-ree, LAK-soh-nehn
4	Jimmy Schuldt	D	SHUHLDT
5	Casey Fitzgerald	D	
7	Ethan Prow	D	
10	Brandon Biro	LW	BIGH-roh
11	Lukas Rousek	LW	ROO-sehk
12	Matej Pekar	C	muh-TAY, peh-KAHR
13	Linus Weissbach	LW	LY-nihs, WIGHS-bahk
15	Andrew Oglevie	RW	OH-guhl-vee
16	Peter Tischke	D	TIHSH-kee
17	Sean Malone	C	
18	Jacob Bryson	D	BRIGH-suhn
20	Matthew Cairns	D	CARE-ihns
22	Jack Quinn	RW	
23	Lukas Craggs	LW	
24	Mattias Samuelsson	D	mah-TEE-uhs, SAM-yuhl-suhn
25	Arttu Ruotsalainen	C	AHR-too, roo-AHT-sah-ligh-nehn
26	Mason Jobst	C	YAHBST
28	Michael Mersch	LW	MUHRSH
29	Dominic Franco	C	
30	Dustin Tokarski	G	toh-KHAR-skee
32	Mat Robson	G	RAHB-suhn
40	John Hayden	C	HAY-dehn
41	Michael Houser	G	
44	Josh Teves	D	TEHV-ehs
45	Brendan Warren	LW	
47	Nick Boka	D	BOH-kuh
52	Mitch Eliot	D	EHL-lee-iht
72	Ryan MacInnis	C	muh-KHIN-nihs
77	JJ Peterka	D	peh-TUHR-kuh
80	Aaron Dell	G	
81	Brett Murray	LW	
88	Brandon Davidson	D	
91	Ryan Scarfo	C	SKHAR-foh



# 2021-22 ROCHESTER AMERICANS

## The Players



**BRANDON BIRO** | LEFT WING | Shoots Left |

**10**

Born **March 11, 1998**

5-11 | 170 lbs. | Sherwood Park, Alberta



**ACQUIRED** Signed a two-year, entry-level NHL contract as an undrafted free agent with the Buffalo Sabres on March 18, 2020.

### LAST SEASON

**2020-21:** In his first pro season with the Rochester Americans (AHL), collected five points on two goals and three assists in 15 games ... Suffered a season-ending lower-body injury against Cleveland on 4/10 ... Scored his first professional goal and recorded his first multi-point effort while factoring in on all three Rochester goals (2+1) in a 4-3 overtime loss against Syracuse on 3/29 ... Made his professional debut at Cleveland on 2/12, recording two shots.

### CAREER HIGHLIGHTS

**2019-20:** Completed a four-year collegiate career at Penn State University (Big-10), amassing 116 points (41+75) in 138 games for the Nittany Lions ... Finished his career at Penn State ranking third all-time in assists (75), fourth in points (116) and tied for eighth in goals (41) ... In his final season with the Nittany Lions, chipped in 10 goals and 15 assists for 25 points in 25 games while helping the club to a Big-10 regular season championship ... Of his seven multi-point performances on the season, four were highlighted by three-point efforts ... Began the season with 12 points (5+7) in the first seven games ... Posted three straight multi-point games from 10/11 to 10/17 as he netted three goals and five assists while helping the team to three consecutive victories over that span ... Tied for fifth on the team in scoring and served as team captain. **2018-19:** Established collegiate career-highs in his third season at Penn State with 16 goals, 24 assists and 40 points in 37 games ... Was just the seventh player in school history to reach the 40-point mark ... Finished tied for third on the team in assists while ranking fourth in both goals and points ... Registered 13 multi-point games, including three straight to open the season ... Had a season-high three assists in a victory over Norte Dame on 12/08 ... Named an All-Big-10 Academic Team selection as well as an All-Big-10 honorable mention. **2017-18:** In 37 games with the Nittany Lions, added nine goals, 22 assists and 31 points ... Netted just the third penalty shot in program history at Wisconsin on 1/27 ... Notched a then personal-best three-point outing on a goal and two assists on 10/19 against AIC. **2016-17:** Scored six goals with 14 assists for 20 points while appearing in 39 games, a collegiate personal-best, in his first season at Penn State ... As a rookie, helped the Nittany Lions claim the Big-10 Conference championship and later the program's first-ever NCAA Tournament appearance ... Scored Penn State's first-ever NCAA Tournament goal and later added an assist in a 10-3 victory over Union on 3/25 ... Scored his first collegiate goal on 10/28 against Canisius ... Collected his first career point with an assist on opening night versus St. Lawrence on 10/06. **2015-16:** Led all Spruce Grove Saints (AJHL) with a career-high 32 goals and finished second on the club with 57 points in 40 games ... Added 10 goals and 10 assists for 20 points, all of which were team-highs, in 14 postseason appearances ... Helped lead the team to an AJHL North Division Championship for the eighth consecutive season ... Named Team Playoff MVP. **2014-15:** During his first season in the AJHL, netted 21 goals with 33 assists and 54 points in 57 games to rank second on the team in scoring ... Ranked second on the team with seven playoff goals and third with 14 points in 16 playoff contests ... Helped Spruce Grove claim its second straight AJHL Championship and seventh North Division title ... Named AJHL Rookie of the Year.

### CAREER STATS | REGULAR SEASON

YEAR	TEAM	LEAGUE	REGULAR SEASON					PLAYOFFS				
			GP	G	A	PTS	PIM	GP	G	A	PTS	PIM
2014-15	Spruce Grove	AJHL	57	21	33	54	18	16	7	7	14	2
2015-16	Spruce Grove	AJHL	40	32	25	57	6	14	10	10	20	2
2016-17	Penn State Univ.	Big-10	39	6	14	20	19	--	--	--	--	--
2017-18	Penn State Univ.	Big-10	37	9	22	31	18	--	--	--	--	--
2018-19	Penn State Univ.	Big-10	37	16	24	40	4	--	--	--	--	--
2019-20	Penn State Univ.	Big-10	25	10	15	25	8	--	--	--	--	--
2020-21	Rochester	AHL	15	2	3	5	4	--	--	--	--	--
<b>Amerks/AHL Totals</b>			<b>15</b>	<b>2</b>	<b>3</b>	<b>5</b>	<b>4</b>	<b>--</b>	<b>--</b>	<b>--</b>	<b>--</b>	<b>--</b>
<b>College Totals</b>			<b>138</b>	<b>41</b>	<b>75</b>	<b>116</b>	<b>49</b>	<b>--</b>	<b>--</b>	<b>--</b>	<b>--</b>	<b>--</b>
<b>Junior Totals</b>			<b>97</b>	<b>53</b>	<b>58</b>	<b>111</b>	<b>24</b>	<b>30</b>	<b>17</b>	<b>17</b>	<b>34</b>	<b>4</b>
<b>Pro Totals</b>			<b>15</b>	<b>2</b>	<b>3</b>	<b>5</b>	<b>4</b>	<b>--</b>	<b>--</b>	<b>--</b>	<b>--</b>	<b>--</b>



# 2021-22 ROCHESTER AMERICANS

## The Players



**NICK BOKA** | DEFENSE | Shoots Right |

**47**

Born **September 8, 1997**  
6-1 | 210 lbs. | Plymouth, Michigan



**ACQUIRED** Signed a one-year American Hockey League contract with the Rochester Americans on August 18, 2021.

**DRAFTED** Minnesota Wild's sixth-round selection (171st overall) in 2015.

### LAST SEASON

**2020-21:** Spent majority of the campaign with the Fort Wayne Komets (ECHL), finishing with career-highs in both assists (14) and points (18) in 44 games ... Also produced a pair of assists in 13 contests to help the Komets claim the Kelly Cup Championship ... Finished the season third among all Komets defensemen in both assists and points ... Made his AHL debut during the playoffs with the Ontario Reign (AHL) as he skated in one game.

### CAREER HIGHLIGHTS

**2019-20:** Spent the season with the Allen Americans (ECHL), where he tied for sixth in assists (8) and eighth in points (9) amongst the team's defensemen in 29 games prior to the season being cut short due to the COVID-19 pandemic **2018-19:** Completed a four-year collegiate career at the University of Michigan (Big-10), where he registered 30 points (6+24) in 147 games ... During his final season with the Wolverines, produced three goals and six assists for nine points in 36 contests while also helping the program to the Frozen Four ... Served as alternate captain ... Turned pro after his college career and registered three assists in four games with Allen **2017-18:** Tallied seven points on one goal and six assists while appearing in 39 contests with the Wolverines **2016-17:** Contributed a pair of goals and two assists in 34 games during his second season at Michigan **2015-16:** Was an immediate contributor as a freshman, appearing in all 38 games and notching 10 assists with a plus-17 on-ice rating **2014-15:** Notched 11 points (5+6) in 54 games while playing for the U.S. National U18 Team **2013-14:** Recorded 19 points on six goals and 13 assists in 52 games with the U17 Team.

### CAREER STATS | REGULAR SEASON

YEAR	TEAM	LEAGUE	REGULAR SEASON					PLAYOFFS				
			GP	G	A	PTS	PIM	GP	G	A	PTS	PIM
2013-14	USNDTP	USHL	32	4	7	11	104	--	--	--	--	--
2014-15	USNDTP	USHL	20	3	1	4	68	--	--	--	--	--
2015-16	U. of Michigan	Big-10	38	0	10	10	19	--	--	--	--	--
2016-17	U. of Michigan	Big-10	34	2	2	4	54	--	--	--	--	--
2017-18	U. of Michigan	Big-10	39	1	6	7	56	--	--	--	--	--
2018-19	U. of Michigan	Big-10	36	3	6	9	40	--	--	--	--	--
	Allen	ECHL	4	0	3	3	12	--	--	--	--	--
2019-20	Allen	ECHL	29	1	8	9	32	--	--	--	--	--
2020-21	Fort Wayne	ECHL	44	4	14	18	122	13	0	2	2	39
	Ontario	AHL	--	--	--	--	--	1	0	0	0	0
<b>AHL Totals</b>			--	--	--	--	--	1	0	0	0	0
<b>ECHL Totals</b>			77	5	25	30	166	13	0	2	2	39
<b>College Totals</b>			147	6	24	30	169	--	--	--	--	--
<b>Junior Totals</b>			52	7	8	15	172	--	--	--	--	--
<b>Pro Totals</b>			77	5	25	30	166	14	0	2	2	39



# 2021-22 ROCHESTER AMERICANS

## The Players



**JACOB BRYSON** | DEFENSE | Shoots Left |

**18**

Born **November 18, 1997**  
5-9 | 175 lbs. | London, Ontario



**ACQUIRED** Buffalo Sabres' fourth-round selection (99th overall) in the 2017 NHL Draft. Signed a three-year, entry-level NHL contract with the Buffalo Sabres on April 15, 2019.

### LAST SEASON

**2020-21:** Combined to appear in 43 games between the Buffalo Sabres (NHL) and the Rochester Americans (AHL), notching one goal and 11 assists for 12 points ... Finished the campaign with the Sabres, adding nine points in 38 games after starting with three assists in five contests with the Amerks ... Tallied two assists for his first NHL multi-point game in the Sabres' 6-1 win over Philadelphia on 3/31 ... Scored his first NHL goal in Buffalo's 5-2 loss to the New York Islanders on 3/06 ... Made his NHL debut in Buffalo's 4-1 win at New Jersey on 2/23, logging 17:59 of ice time and recording a plus-two on-ice rating ... Recorded an assist in his season debut against Utica on 2/05.

### CAREER HIGHLIGHTS

**2019-20:** Completed his rookie season with 27 points (4+23) in 61 games with Rochester ... Led all Amerks first-year skaters and finished second in scoring amongst team defensemen while appearing in all but one game ... Named Amerks Rookie of the Year and the team's Most Improved Player ... Tied for seventh among all rookie defensemen in points and tied for eighth in assists ... His four goals and plus-eight on-ice rating were the 10th-best for all first-year blueliners ... Ranked fifth in shots amongst all rookie defensemen with 96 ... Tied for 13th among all AHL rookies with 23 assists ... Finished the season on a four-game point streak (2+4) and totaled nine points (4+5) in his last 10 games ... Tallied two assists against Binghamton on 3/11 ... Found the back of the net for the second straight game at Belleville on 3/07 ... Scored shorthanded and added an assist at Belleville on 3/06 ... Netted the game-winner 35 seconds into overtime and added an assist in the 3-2 win over Lehigh Valley on 2/21 ... Scored his professional goal in the 3-2 overtime loss to Belleville on 2/19 ... Assisted on both goals – his second multi-point effort in four games – in the 5-2 loss to Syracuse on 2/07 ... Notched his first multi-point game with a pair of assists in the 4-2 win over Syracuse on 1/31 ... Recorded his first pro point with an assist on the game-winning goal at Springfield on 10/11 ... Made his professional debut in Rochester's season-opening overtime win over Syracuse on 10/04 **2018-19:** Finished a three-year collegiate career at Providence College (H-East), recording 73 points (11+62) in 121 games ... Completed his junior season at with the Friars, where he earned Hockey East Second Team All-Star honors after recording 28 points (4+24) in 42 games and serving as a team captain ... Set career-highs in both assists (24) and points (28) ... Recorded an assist in all three NCAA Tournament games to help lead his team to a Frozen Four appearance ... Was the recipient of Hockey East's Len Ceglarski Sportsmanship Award for the second straight year in 2019 **2017-18:** Appeared in all 40 games during his second season with Providence College while serving as alternate captain ... Posted four goals and a team-high 21 assists ... His plus-16 on-ice rating ranked fifth overall in Hockey East ... Registered eight multi-point games during the season ... Recorded his first-career two-goal game at Vermont on 2/03 ... Named a First Team Hockey East All-Star, CCM/AHCA Second Team All-American and All-New England All-Star ... Named to the Hockey East All-Tournament Team ... Recipient of the Len Ceglarski Sportsmanship Award, Michael Boback Award for most assists on the team and Ron Wilson Award as the team's best defenseman **2016-17:** Skated in all 39 games as a freshman with the Friars, while ranking third among all Hockey East rookie defensemen in points (3+17) ... His 17 assists finished sixth in the NCAA among all first-year blueliners **2015-16:** Led all USHL rookie defensemen in both assists (28) and points (31) while setting a career-high in both categories in 56 games with the Omaha Lancers (USHL) ... Recorded eight multi-point performances during the slate, including his first two-point (1+1) game at Des Moines on 10/03 ... Also tallied his first-career goal, assist and point in that contest ... Produced two different three-game point streaks during the season.

### CAREER STATS | REGULAR SEASON

YEAR	TEAM	LEAGUE	GP	G	A	PTS	PIM	PLAYOFFS				
								GP	G	A	PTS	PIM
2015-16	Omaha	USHL	56	3	28	31	36	--	--	--	--	--
2016-17	Providence College	H-East	39	3	17	20	12	--	--	--	--	--
2017-18	Providence College	H-East	40	4	21	25	18	--	--	--	--	--
2018-19	Providence College	H-East	42	4	24	28	8	--	--	--	--	--
2019-20	<b>Rochester</b>	<b>AHL</b>	<b>61</b>	<b>4</b>	<b>23</b>	<b>27</b>	<b>34</b>	--	--	--	--	--
2020-21	Buffalo	NHL	38	1	8	9	12	--	--	--	--	--
	<b>Rochester</b>	<b>AHL</b>	<b>5</b>	<b>0</b>	<b>3</b>	<b>3</b>	<b>2</b>	--	--	--	--	--
<b>Amerks/AHL Totals</b>			<b>66</b>	<b>4</b>	<b>26</b>	<b>30</b>	<b>36</b>	--	--	--	--	--
<b>NHL Totals</b>			<b>38</b>	<b>1</b>	<b>8</b>	<b>9</b>	<b>12</b>	--	--	--	--	--
<b>College Totals</b>			<b>121</b>	<b>11</b>	<b>62</b>	<b>73</b>	<b>38</b>	--	--	--	--	--
<b>Junior Totals</b>			<b>56</b>	<b>3</b>	<b>28</b>	<b>31</b>	<b>36</b>	--	--	--	--	--
<b>Pro Totals</b>			<b>104</b>	<b>5</b>	<b>34</b>	<b>39</b>	<b>48</b>	--	--	--	--	--



# 2021-22 ROCHESTER AMERICANS

## The Players



**MATTHEW CAIRNS** | DEFENSE | Shoots Left |

**20**

Born **April 27, 1998**

6-3 | 217 lbs. | Mississauga, Ontario



**ACQUIRED** Signed a one-year American Hockey League contract with the Rochester Americans on August 18, 2021.

**DRAFTED** Edmonton Oilers' third-round selection (84th overall) in 2016.

### LAST SEASON

**2020-21:** As a transfer to the University of Minnesota-Duluth (NCHC), he recorded six assists in 28 games while helping the Bulldogs to the Frozen Four.

### CAREER HIGHLIGHTS

**2019-20:** 2019-20: Finished a three-year collegiate career at Cornell University (ECAC) with six points on three goals and three assists in 61 contests ... Recorded one assist in 19 games with the Big Red as a junior **2018-19:** Ranked fourth among all Cornell defensemen in games played (32), tallying two goals and two assists for four points **2017-18:** Scored one goal in 10 contests as a freshman at Cornell **2016-17:** Began the season with the Fargo Force (USHL) before finishing with the Powell River Kings (BCHL) ... In 17 games with the Force, registered four assists and notched 16 points (2+14) in 18 appearances with the River Kings ... Also produced a pair of assists in 11 postseason games with Powell **2015-16:** Topped all Georgetown Raiders (OJHL) defensemen in goals (9), assists (24) and points (33) while skating in 46 contests ... In 22 postseason games, led all Raider blueliners in goals (3), assists (16) and points (19) as Georgetown reached the OJHL Finals **2014-15:** Ranked fifth among all Toronto Lakeshore Patriots (OJHL) defensemen with 10 points (1+9) in a career-high 53 games ... After claiming the regular-season championship, the Patriots fell in the semi-finals, but he totaled four points (1+3) in 22 playoff contests.

### CAREER STATS | REGULAR SEASON

YEAR	TEAM	LEAGUE	GP	G	A	PTS	PIM	GP	G	A	PTS	PIM
2014-15	Toronto	OJHL	53	1	9	10	54	22	1	3	4	18
2015-16	Georgetown	OJHL	46	9	24	33	42	22	3	16	19	30
2016-17	Fargo	USHL	17	0	4	4	12	--	--	--	--	--
	Powell	BCHL	18	2	14	16	26	11	0	2	2	10
2017-18	Cornell University	ECAC	10	1	0	1	0	--	--	--	--	--
2018-19	Cornell University	ECAC	32	2	2	4	20	--	--	--	--	--
2019-20	Cornell University	ECAC	19	0	1	1	4	--	--	--	--	--
2020-21	U. of Minn. Duluth	NCHC	28	0	6	6	12	--	--	--	--	--
<b>College Totals</b>			<b>89</b>	<b>3</b>	<b>9</b>	<b>12</b>	<b>36</b>	<b>--</b>	<b>--</b>	<b>--</b>	<b>--</b>	<b>--</b>
<b>Junior Totals</b>			<b>134</b>	<b>12</b>	<b>51</b>	<b>63</b>	<b>134</b>	<b>55</b>	<b>4</b>	<b>21</b>	<b>25</b>	<b>58</b>



# 2021-22 ROCHESTER AMERICANS

## The Players



**LUKAS CRAGGS** | LEFT WING | Shoots Left |

**23**

Born **May 16, 1996**  
6-0 | 195 lbs. | Elmhurst, Illinois



**ACQUIRED** Signed a one-year American Hockey League contract with the Rochester Americans on August 12, 2021.

### LAST SEASON

**2020-21:** Split the season between the Chicago Wolves (AHL) and Florida Everblades (ECHL), recording 11 points on three goals and eight assists in 15 games ... Was better than a point-per-game with Florida as he produced nine points (3+6) in eight contests.

### CAREER HIGHLIGHTS

**2019-20:** In 23 games at the AHL level with the Milwaukee Admirals, he showed three goals and three assists while tallying 11 points (6+5) in 12 contests with the Everblades ... He ranked fourth in goals (3), assists (3) and points (6) among all Admirals first-year skaters while finishing fourth in both assists (5) and points (11) among Florida rookie forwards ... His six goals in 12 games with Florida were third-most **2018-19:** Finished a three-year collegiate career at Bowling Green State University (WCHA), where he registered 54 points (30+24) in 116 games ... In his third season with the Falcons, finished with a career-high 13 goals and 12 assists for 25 points in 35 contests ... Of his 13 goals, five were game-winners, which were most on the team ... Named to the WCHA All-Academic Team **2017-18:** Tallied 19 points by way of 10 goals and nine assists while appearing in 40 games ... Named to the Great Lakes Invitational All-Tournament Team, as well as GLI MVP, a first for Bowling Green in program history as he recorded five points (3+2) in two games from 1/01 to 1/02 ... Named to the WCHA All-Academic Team **2016-17:** Led all freshmen in goals (7) and shots on goal (60) as he skated in all 41 games with the Falcons ... Had seven goals and three assists for 10 points on the season **2015-16:** Tallied 17 goals and 20 assists for 37 points in 104 career games over a two-year stint with the Youngstown Phantoms (USHL) ... Tied for third among all Phantoms forwards with 12 goals while ranking sixth with 23 points in a career-high 58 games **2014-15:** Recorded five goals and 14 points in 46 contests Youngstown while also appearing in four postseason games **2013-14:** Skated in a pair of contests with the Janesville Jets (NAHL).

### CAREER STATS | REGULAR SEASON


### PLAYOFFS

YEAR	TEAM	LEAGUE	GP	G	A	PTS	PIM	GP	G	A	PTS	PIM
2013-14	Janesville	NAHL	2	0	0	0	2	--	--	--	--	--
2014-15	Youngstown	USHL	46	5	9	14	69	4	0	0	0	10
2015-16	Youngstown	USHL	58	12	11	23	124	--	--	--	--	--
2016-17	Bowling Green State	WCHA	41	7	3	10	61	--	--	--	--	--
2017-18	Bowling Green State	WCHA	40	10	9	19	109	--	--	--	--	--
2018-19	Bowling Green State	WCHA	35	13	12	25	118	--	--	--	--	--
2019-20	Milwaukee	AHL	23	3	3	6	16	--	--	--	--	--
	Florida	ECHL	12	6	5	11	4	--	--	--	--	--
2020-21	Chicago	AHL	7	0	2	2	2	--	--	--	--	--
	Florida	ECHL	8	3	6	9	8	--	--	--	--	--
<b>AHL Totals</b>			<b>30</b>	<b>3</b>	<b>5</b>	<b>8</b>	<b>18</b>	--	--	--	--	--
<b>ECHL Totals</b>			<b>20</b>	<b>9</b>	<b>11</b>	<b>20</b>	<b>12</b>	--	--	--	--	--
<b>College Totals</b>			<b>116</b>	<b>30</b>	<b>24</b>	<b>54</b>	<b>288</b>	--	--	--	--	--
<b>Junior Totals</b>			<b>106</b>	<b>17</b>	<b>20</b>	<b>37</b>	<b>195</b>	<b>4</b>	<b>0</b>	<b>0</b>	<b>0</b>	<b>10</b>
<b>Pro Totals</b>			<b>50</b>	<b>12</b>	<b>16</b>	<b>28</b>	<b>30</b>	--	--	--	--	--



# 2021-22 ROCHESTER AMERICANS

## The Players



**BRANDON DAVIDSON** | DEFENSE | Shoots Left | Alternate Captain

**88**

Born **August 21, 1991**  
6-2 | 204 lbs. | Taber, Alberta



**ACQUIRED** Signed a one-year contract as a free agent with the Buffalo Sabres on October 9, 2020. Re-signed a one-year NHL contract with Buffalo on July 28, 2021.

**DRAFTED** Edmonton Oilers' sixth-round selection (162nd overall) in 2010.

### LAST SEASON

**2020-21:** Skated in eight games between the Buffalo Sabres (NHL) and Rochester Americans (AHL) ... Made his Amerks debut against Syracuse on 4/02, recording three shots ... Began the season by appearing in six games with the Sabres (NHL) ... Made his Buffalo debut against the N.Y. Islanders on 2/15.

### CAREER HIGHLIGHTS

**2019-20:** 2019-20: Appeared in a combined 12 NHL games with the Calgary Flames and San Jose Sharks ... Spent majority of the season with the AHL's Stockton Heat, where he set a professional career-high with 20 points (3+17) in only 34 games ... Led all Stockton defensemen in points-per-game ... Logged a 17:37 of ice time at Chicago on 3/11 ... Made his Sharks' debut on 3/03 vs. Toronto ... Dressed in seven games for the Flames before being acquired by San Jose on 2/24 ... Totaled six points on one goal and five assists over a season-long six-game point streak from 10/18 to 11/02 ... Notched a season-high three points (1+2) and was plus-3 in a 5-3 win over San Diego on 10/12 **2018-19:** Recorded one assist in 10 games with the Chicago Blackhawks (NHL) and tallied one goal in six appearances for the Rockford IceHogs (AHL) ... Netted the game-winner in Rockford's 5-2 win over San Antonio on 2/17 ... Notched his lone assist of the season versus Tampa Bay on 10/21 **2017-18:** Totaled seven points (4+3) over a 51-game season at the NHL level with the Montreal Canadiens, Edmonton Oilers and N.Y. Islanders ... Acquired by the Islanders on 2/24, joining the team for the final stretch of the season with two points (1+1) in 15 games ... Picked up his first NHL multi-goal game by scoring twice and was named the game's first star against Calgary on 1/25 ... Collected one assist in 13 appearances with the Canadiens before being claimed off waivers by Edmonton on 12/03 for a second stint with the Oilers **2016-17:** Collected three assists over 38 games between Edmonton and Montreal ... Appeared in his 100th NHL game versus Tampa Bay on 4/07 ... Made his NHL postseason debut with three games for the Canadiens **2015-16:** Spent his first full season in the NHL with Edmonton, recording 11 points on four goals and seven assists in a career-high 51 games ... Led all Oilers with a plus-7 on-ice rating ... Tallied his first NHL multi-point game with a goal and an assist against the N.Y. Islanders on 2/28 ... Earned a season-high 26:32 of ice time at Anaheim on 2/26 ... Notched his first NHL assist versus Chicago on 11/18 ... Closed out the month of October with goals in back-to-back games against Montreal on 10/29 and Calgary on 10/31 **2014-15:** Appeared in 12 games with the Oilers, making his NHL debut at Anaheim on 12/10 before scoring his first NHL goal at Colorado on 3/30 ... Had 10 points (4+6) in 55 games for the Oklahoma City Barons (AHL), ranking fourth in scoring amongst team defensemen ... Third among all Barons blueliners with 97 shots ... Tallied three points (1+2) over Oklahoma City's final four games of December ... Added two points (1+1) in 10 playoff contests while leading the Barons to the second round of the playoffs for the third time in four years **2013-14:** Had 13 points (5+8) in 68 games for Oklahoma City ... Finished third among all Barons defensemen with five goals and ranked fourth in points and shots (86) ... Recorded his first pro multi-goal game, including the game-winner, and was plus-3 with three shots in a 6-5 win over San Antonio on 3/02 ... Had one assist in three postseason appearances **2012-13:** Recipient of the 2013 Fred T. Hunt Memorial Trophy following his first full pro season as the AHL player who best exemplifies the qualities of sportsmanship, determination and dedication to hockey ... Appeared in only 26 games for Oklahoma City and 11 more for the ECHL's Stockton Thunder after missing more than three months of the season because of cancer treatment ... Added 16 assists in 17 Calder Cup Playoff contests ... Netted his first AHL goal in a 4-2 win at Peoria on 3/29 to begin a three-game point streak (2+1) ... Scored twice in his ECHL debut against Stockton on 2/15, the start of an 11-game conditioning assignment ... Totaled 12 points (7+5) with ECHL Stockton, including goals in four straight games and three multi-point outings over that span ... Recorded his first pro point with an assist against Texas on 10/28 ... Made his season debut at Lake Erie on 10/12 **2011-12:** Named to the Western Hockey League's Eastern Conference Second All-Star Team after a 49-point campaign as the captain of the Regina Pats in his final junior season ... Paced all Pats defensemen and ranked third overall in team scoring ... Tied for 13th among all league defensemen in assists and points ... Posted 10 multi-point games ... Appeared in one game for the Oklahoma City Barons (AHL), making his professional debut at Houston on 4/10 ... Made his pro playoff debut in Game 6 of the first-round series at Hamilton on 4/24 ... Opened the season with six assists through his first three games **2010-11:** Ranked third among Regina skaters and tied for 11th among all WHL defensemen with a career-high 52 points (8+44) in 72 games **2009-10:** Selected as Regina's Rookie of the Year in after leading the team's rookies with 34 points and ranking third among all Pats with 33 assists.

### CAREER STATS | REGULAR SEASON

YEAR	TEAM	LEAGUE	GP	G	A	PTS	PIM	PLAYOFFS				
								GP	G	A	PTS	PIM
2007-08	Olds	AJHL	3	0	0	0	2	--	--	--	--	--
2008-09	Olds	AJHL	4	0	4	4	0	--	--	--	--	--
2009-10	Regina	WHL	59	1	33	34	37	--	--	--	--	--
2010-11	Regina	WHL	72	8	44	52	71	--	--	--	--	--
	Oklahoma City	AHL	1	0	0	0	0	1	0	0	0	0
2011-12	Regina	WHL	69	13	36	49	83	4	0	1	1	6
2012-13	Oklahoma City	AHL	26	2	3	5	14	17	0	6	6	2
	Stockton	ECHL	11	7	5	12	4	--	--	--	--	--



# 2021-22 ROCHESTER AMERICANS

## The Players

**BRANDON DAVIDSON** | DEFENSE | Shoots Left | *Continued*

CAREER STATS   REGULAR SEASON								PLAYOFFS				
YEAR	TEAM	LEAGUE	GP	G	A	PTS	PIM	GP	G	A	PTS	PIM
2013-14	Oklahoma City	AHL	68	5	8	13	58	3	0	1	1	0
2015-16	Edmonton	NHL	51	4	7	11	20	--	--	--	--	--
2016-17	Edmonton	NHL	28	0	1	1	16	--	--	--	--	--
2017-18	Montreal	NHL	10	0	2	2	4	3	0	0	0	0
	Montreal	NHL	13	0	1	1	9	--	--	--	--	--
	Edmonton	NHL	23	3	1	4	10	--	--	--	--	--
2018-19	N.Y. Islanders	NHL	15	1	1	2	4	--	--	--	--	--
	Chicago	NHL	10	0	1	1	15	--	--	--	--	--
	Rockford	AHL	6	1	0	1	5	--	--	--	--	--
2019-20	Calgary	NHL	7	0	0	0	0	--	--	--	--	--
	San Jose	NHL	5	0	0	0	0	--	--	--	--	--
	Stockton	AHL	34	3	17	20	19	--	--	--	--	--
2020-21	Buffalo	AHL	6	0	0	0	4	--	--	--	--	--
	Rochester	AHL	2	0	0	0	0	--	--	--	--	--
Amerks Totals			2	0	0	0	0	--	--	--	--	--
NHL Totals			180	9	14	23	82	3	0	0	0	0
AHL Totals			192	15	34	49	139	31	1	8	9	14
ECHL Totals			11	7	5	12	4	--	--	--	--	--
Junior Totals			207	22	116	138	193	4	0	1	1	6
Pro Totals			383	31	53	84	225	34	1	8	9	14



# 2021-22 ROCHESTER AMERICANS

## The Players



**AARON DELL** | GOALTENDER | Catches Left |

**31**

Born **May 4, 1989**  
6-0 | 213 lbs. | Airdrie, Alberta



**ACQUIRED** Signed a one-year NHL contract as an undrafted free agent with the Buffalo Sabres on July 28, 2021.

### LAST SEASON

**2020-21:** In a combined eight games between the New Jersey Devils (NHL) and Binghamton Devils (AHL), posted a 1-5-1 record ... He had an .857 save percentage and a 4.14 goals-against average in seven games with New Jersey.

### CAREER HIGHLIGHTS

**2019-20:** In his sixth season in the San Jose Sharks (NHL) organization, he appeared in 33 games while showing a 12-15-3 record before the season was cut short due to the COVID-19 Pandemic **2018-19:** Skated in 25 games with the Sharks, showing 10-8-4 record ... Also, appeared in a pair Stanley Cup Playoff games, making 31 saves in 89 minutes ... Recorded two shutouts during the regular season **2017-18:** Went 15-5-4 in 29 contests with San Jose while played in two post-season contests ... His five regular-season losses ranked second among all NHL goaltenders with 20 or more appearances ... Had two shutouts during the season **2016-17:** Posted a 11-6-1 during his first season with the Sharks in 20 appearances ... His 2.00 goals against average was the lowest among all NHL netminders who had double-digit games played while his .931 save percentage was tied for best in the league **2015-16:** In his first full season with the San Jose Barracuda (AHL), he appeared in professional-high 40 games while showing a 17-16-6 record ... He finished tied for sixth in the league with fourth shutouts, which tied a professional-best ... Went 1-3 in four Calder Cup Playoff contests **2014-15:** Split the campaign with the Allen Americans (ECHL) and Worcester Sharks (AHL), going 23-9-4 in 38 games ... Ranked third among all AHL rookie goaltenders with four shutouts, a 2.06 goals against average and a .927 save percentage ... Had a 15-8-2 record in 26 games with Worcester and a 8-1-2 mark in 12 contests with Allen ... Was 0-3 in three playoff games with the Sharks **2013-14:** Had a 19-7-3 record in 29 appearances with the Utah Grizzlies and a 1-2 mark in three post-season tilts ... Posted two shutouts with Utah to go with a 2.14 goals against average ... Also, went 1-2 in six games with the Abbotsford Heat (AHL) ... Named ECHL Goaltender of Month for January and Goaltender of Week for January 13-18 and January 20-25 **2012-13:** Led the CHL with a 2.30 goals against average and a .916 save percentage in 44 games as a rookie with the Allen Americans ... Posted a 22-11-6 record before he helped the Americans to a CHL Championship with a 12-7 record in 19 appearances ... Recorded three shutouts, which were the second most in the league and played 2,175 minutes which was second highest in the league ... Was named the CHL Most Outstanding Goaltending Award ... Began his pro career with 12 wins in his first 16 decisions allowing three goals or fewer in 15 of those 16 contests **2011-12:** Finished a three-year collegiate career at the University of North Dakota, going 49-20-5 in 78 appearances while helping the club to three straight conference championship ... Following his career, he was the career leader in goals against average (1.79) and save percentage (.923) and ranks second all-time in winning percentage (.739) and forth in shutouts (seven) ... As a junior, he posted an 18-10-2 record in 33 games with the Fighting Hawks to go with a pair of shutouts **2010-11:** Topped all NCAA goaltenders with a 1.79 goals against average in 40 games with North Dakota ... His 30 wins were a career-high as were his six shutouts **2009-10:** In five contests with the Fighting Hawks, he showed a 1-3-1 record to go with a 1.81 against average and a .897 save percentage ... Posted one shutout with North Dakota **2008-09:** Tied for the league lead with a .924 save percentage during his second season with the Calgary Canucks (AJHL) ... In a career-best 51 games and 2,986 minutes played, he boasted a 25-17-8 record while also a 1-3 mark in four post-season appearances **2007-08:** Went 5-11-2 in 23 games in his rookie season with the Canucks.

### CAREER STATS | REGULAR SEASON

YEAR	TEAM	LEAGUE	GP	MIN	GA	SO	W-L-OLT	SVS	SV%	GAA
2007-08	Calgary	AJHL	23	1,245	65	0	5-11-2	534	.891	3.13
2008-09	Calgary	AJHL	51	2,986	126	3	25-17-8	1,524	.924	2.53
2009-10	U. of North Dakota	WCHA	5	199	6	1	1-3-1	52	.897	1.81
2010-11	U. of North Dakota	WCHA	40	2,349	70	6	30-7-2	875	.924	1.79
2011-12	U. of North Dakota	WCHA	33	1,799	80	2	18-10-2	717	.900	2.67
2012-13	Allen	CHL	44	2,344	90	3	22-11-6	987	.916	2.30
2013-14	Utah	ECHL	29	1,735	62	2	19-7-3	823	.920	2.14
	Abbotsford	AHL	6	262	10	0	1-2-0	118	.922	2.29
2014-15	Allen	ECHL	12	676	32	1	8-1-2	294	.902	2.84
	Worcester	AHL	26	1,544	53	4	15-8-2	675	.927	2.06
2015-16	San Jose	AHL	40	2,281	92	4	17-16-6	1,094	.922	2.42
2016-17	San Jose	NHL	20	1,115	37	1	11-6-1	496	.931	2.00
2017-18	San Jose	NHL	29	1,522	67	2	15-5-4	708	.914	2.64
2018-19	San Jose	NHL	25	1,323	70	2	10-8-4	543	.886	3.17

### PLAYOFFS

GP	MIN	GA	SO	W-L	SVS	SV%	GAA
--	--	--	--	--	--	--	--
4	--	--	0	1-3	--	.913	3.08
--	--	--	--	--	--	--	--
--	--	--	--	--	--	--	--
19	--	--	1	12-7	--	.915	2.46
3	188	6	0	1-2	88	.932	1.92
--	--	--	--	--	--	--	--
--	--	--	--	--	--	--	--
3	149	10	0	0-3	72	.857	4.83
4	231	12	0	1-3	136	.932	2.59
--	--	--	--	--	--	--	--
2	47	2	0	0-0	26	.929	2.57
2	89	5	0	0-1	31	.861	3.35



# 2021-22 ROCHESTER AMERICANS

## The Players

**AARON DELL** | GOALTENDER | Catches Left | *Continued*

CAREER STATS   REGULAR SEASON											PLAYOFFS							
YEAR	TEAM	LEAGUE	GP	MIN	GA	SO	W-L-OLT	SVS	SV%	GAA	GP	MIN	GA	SO	W-L	SVS	SV%	GAA
2019-20	San Jose	NHL	33	1,834	92	0	12-15-3	894	.907	3.01	--	--	--	--	--	--	--	--
2020-21	New Jersey	NHL	7	319	22	0	1-5-0	132	.857	4.14	--	--	--	--	--	--	--	--
	Binghamton	AHL	1	65	5	0	0-0-1	26	.839	4.62	--	--	--	--	--	--	--	--
	NHL Totals		114	6,110	288	5	49-39-12	3,061	.906	2.83	4	136	7	0	0-1	64	.891	3.08
	AHL Totals		73	4,151	160	8	33-26-9	1,913	.923	2.31	7	380	22	0	1-6	208	.904	3.47
	ECHL Totals		41	2,410	94	3	27-8-5	1,006	.915	2.34	3	188	6	0	1-2	88	.932	1.92
	College Totals		78	4,347	156	9	49-20-5	1,644	.912	2.15	--	--	--	--	--	--	--	--
	Junior Totals		141	8,236	398	7	93-38-5	4,144	.912	2.90	23	--	--	1	13-10	--	--	--
	Pro Totals		228	12,671	542	16	109-73-26	5,980	.912	2.58	14	704	35	0	1-9	360	.911	2.98



# 2021-22 ROCHESTER AMERICANS

## The Players



**MITCH ELIOT** | DEFENSE | Shoots Right |

**52**

Born **February 6, 1998**

6-0 | 190 lbs. | Orange County, California



**ACQUIRED** Signed a one-year American Hockey League contract with the Rochester Americans on August 18, 2021.

### LAST SEASON

**2020-21:** Recorded four points (0+4) in 26 games during his second season with the Utica Comets (AHL) .

### CAREER HIGHLIGHTS

**2019-20:** Began his pro career as he combined for eight points (3+5) in 34 games between the Comets and Kalamazoo Wings (ECHL) before the season was cut short due to the COVID-19 pandemic ... Ranked third among all Utica's first-year defensemen in points (5) and fourth in games played (29) ... Finished second among all Wings blueliners with an on-ice rating of plus-7 in seven games **2018-19:** Completed a two-year stint with the Sarnia Sting (OHL), notching 58 points on 19 goals and 39 assists in 82 games ... Also totaled three assists in 16 postseason contests ... During his second year with the Sting, he tied for fifth among all OHL defensemen with 17 goals and 10th in both assists (38) and points (55) in 66 games ... Skated in four playoff games **2017-18:** Tallied eight points (2+6) during a two-year collegiate career in 51 games at Michigan State University (Big-10) ... Finished his second year with the Spartans, producing five points on two goals and three assists in 26 games ... In 16 games with the Sting, he registered two goals and one assist ... Posted three assists in 12 postseason contests **2016-17:** Was the only freshman to dress in all 35 games with MSU, collecting three assists ... Finished fourth among all Spartan skaters with 38 block shots **2015-16:** In 113 career games with the Muskegon Lumberjacks (OHL), he amassed 17 points on five goals and 12 assists ... As an assistant captain, he recorded 13 points (5+8) in 55 games with the Lumberjacks during his second and final year with the club **2014-15:** Had four assists in 58 regular-season games before he helped the Lumberjacks reach the USHL's Clark Cup final **PERSONAL:** Father, Darren Eliot, made 23 appearances as an Amerk goaltender during the 1988-99 season and he went 8-6-2 over that span.


### CAREER STATS | REGULAR SEASON

REGULAR SEASON								PLAYOFFS				
YEAR	TEAM	LEAGUE	GP	G	A	PTS	PIM	GP	G	A	PTS	PIM
2014-15	Muskegon	USHL	58	0	4	4	73	11	0	1	1	32
2015-16	Muskegon	USHL	55	5	8	13	92	--	--	--	--	--
2016-17	Michigan State U.	Big-10	35	0	3	3	34	--	--	--	--	--
2017-18	Michigan State U.	Big-10	26	2	3	5	16	--	--	--	--	--
	Sarnia	OHL	16	2	1	3	4	12	0	3	3	10
2018-19	Sarnia	OHL	66	17	38	55	84	4	0	0	0	4
2019-20	Utica	AHL	27	2	3	5	14	--	--	--	--	--
	Kalamazoo	ECHL	7	1	2	3	0	--	--	--	--	--
2020-21	Utica	AHL	26	0	4	4	36	--	--	--	--	--
<b>AHL Totals</b>			<b>53</b>	<b>2</b>	<b>7</b>	<b>9</b>	<b>50</b>	--	--	--	--	--
<b>ECHL Totals</b>			<b>7</b>	<b>1</b>	<b>2</b>	<b>3</b>	<b>0</b>	--	--	--	--	--
<b>College Totals</b>			<b>61</b>	<b>2</b>	<b>6</b>	<b>8</b>	<b>50</b>	--	--	--	--	--
<b>Junior Totals</b>			<b>195</b>	<b>24</b>	<b>51</b>	<b>75</b>	<b>253</b>	<b>27</b>	<b>0</b>	<b>4</b>	<b>4</b>	<b>46</b>
<b>Pro Totals</b>			<b>60</b>	<b>3</b>	<b>9</b>	<b>12</b>	<b>50</b>	--	--	--	--	--



# 2021-22 ROCHESTER AMERICANS

## The Players



**CASEY FITZGERALD** | DEFENSE | Shoots Left |

**5**

Born **February 25, 1997**

5-11 | 188 lbs. | North Reading, Massachusetts



**ACQUIRED** Buffalo Sabres' third-round selection (86th overall) in the 2016 NHL Draft. Signed a two-year, entry-level NHL contract with the Sabres on March 26, 2019. Re-Signed a one-year NHL contract with Buffalo on August 13, 2021.

### LAST SEASON

**2020-21:** In his third season with Rochester Americans (AHL), posted a career-high nine assists and 11 points while tying a personal-best two goals in 22 games ... Named the winner of the Rob Zabelny Unsung Hero Award ... Missed the final six games of the season due to injury ... Had six assists in his last nine games ... Had a three-game point streak (2+2) from 3/01 to 3/06 ... Recorded the first multi-goal game of his career and the first by an Amerks defenseman since Nov. 1, 2019, with a two-goal effort, including one shorthanded, in a 4-2 win over Utica on 3/03 ... Racked up a team-high 17 PIM at Syracuse on 2/20.

### CAREER HIGHLIGHTS

**2019-20:** Recorded eight points (2+6) in 25 games with the Americans while splitting time at both defense and forward ... Finished third in rookie scoring among all first-year Amerks players ... Missed the last 18 games (2/01-3/11) of the season due to injury... Returned to the lineup against Belleville on 1/10 after missing 11 games (12/13-1/08) due to injury ... Scored a goal and added an assist while playing forward against Toronto on 12/04 ... Notched two assists in the 6-0 win at Utica on 11/02 ... Recorded the "Gordie Howe hat trick" with a goal, assist and fight in the 7-6 come-from-behind overtime win at Syracuse on 10/26 **2018-19:** Appeared in four games while on an amateur tryout with the Amerks following the completion of his collegiate career, recording three points (1+2) in four AHL games ... Scored his first pro goal in the 4-2 season-ending win at Belleville on 4/14 ... Recorded the first two points of his pro career with a pair of assists and was plus-three with one shot in his professional debut at Binghamton on 3/30 ... Completed his senior season at Boston College (H-East) with 14 points on two goals and 12 assists while serving as team captain ... Played in all 39 games for the Eagles and finished his career with 151 games played, becoming just the 46th Boston College player to reach 150 ... Received Hockey East All-Star Honorable Mention honors ... Closed the season ranked second among team defensemen in scoring and was tied for the team lead with eight power-play assists ... Ranked third on the squad with 98 shots on goal ... Collected his 80th collegiate point in the Hockey East Quarterfinals at Providence **2017-18:** Posted 19 points (6+13) with three multi-point performances in 36 games with Boston College, while serving as team captain ... Led all Eagles with 102 shots and 43 blocked shots ... Honored as the William J. Flynn Coaches Award, Hockey East's Best Defensive Defenseman and was named a Hockey East Second Team All-Star **2016-17:** Played in 37 games, recording 22 points on five goals and 17 assists in second season with the Eagles ... Accounted for five multi-point performances and netted a pair of game-winning goals ... Totaled his first-career multi-goal performance, which included a game-winning goal at Holy Cross on 10/22 **2015-16:** Topped all Boston College rookie defensemen with a career-high 23 assists and 27 points in 39 contests ... Tied for the team-lead with a plus-minus 27 on-ice rating ... Assisted on his brother Ryan's game-winning power-play goal against Minnesota Duluth to advance to the Frozen Four on 3/26 ... Tallied the fastest goal in the Beanpot (1:35) in 10 years of the tournament against Harvard on 2/01 ... Scored a power-play goal and added an assist in his Eagles debut on 10/09 at Army **2014-15:** Collected eight points (3+5) in 22 games during his second stint with the USNTDP (USHL) U17 team ... Posted back-to-back points games on 12/19 and 1/17 **2013-14:** Totaled a pair of goals and one assist in his rookie season with the USNTDP ... Scored his first-career goal on 12/13 at Dubuque only to add his first-career assist the next night against Waterloo on 12/14 ... Made his USHL debut versus Muskegon on 9/27 **INTERNATIONAL:** Had three assists in seven games during Team USA's gold medal finish at the 2017 World Junior Championship ... In seven contests with his native country, registered a goal and three assists at the 2015 World Junior Championship ... Had two assists in six games while helping the USA U17 capture the gold medal at the 2014 World Under-17 Hockey Challenge.

### CAREER STATS | REGULAR SEASON

REGULAR SEASON								PLAYOFFS				
YEAR	TEAM	LEAGUE	GP	G	A	PTS	PIM	GP	G	A	PTS	PIM
2013-14	USNTDP (U-17)	USHL	33	2	1	3	18	--	--	--	--	--
2014-15	USNTDP (U-18)	USHL	22	3	5	8	53	--	--	--	--	--
2015-16	Boston College	H-East	39	4	23	27	46	--	--	--	--	--
2016-17	Boston College	H-East	37	5	17	22	46	--	--	--	--	--
2017-18	Boston College	H-East	36	6	13	19	45	--	--	--	--	--
2018-19	Boston College	H-East	39	2	12	14	26	--	--	--	--	--
	<b>Rochester</b>	<b>AHL</b>	<b>4</b>	<b>1</b>	<b>2</b>	<b>3</b>	<b>0</b>	--	--	--	--	--
2019-20	<b>Rochester</b>	<b>AHL</b>	<b>25</b>	<b>2</b>	<b>6</b>	<b>8</b>	<b>30</b>	--	--	--	--	--
2020-21	<b>Rochester</b>	<b>AHL</b>	<b>22</b>	<b>2</b>	<b>9</b>	<b>11</b>	<b>34</b>	--	--	--	--	--
<b>Amerks/AHL Totals</b>			<b>51</b>	<b>5</b>	<b>17</b>	<b>22</b>	<b>64</b>	--	--	--	--	--
<b>College Totals</b>			<b>151</b>	<b>17</b>	<b>65</b>	<b>82</b>	<b>163</b>	--	--	--	--	--
<b>Junior Totals</b>			<b>55</b>	<b>5</b>	<b>6</b>	<b>11</b>	<b>71</b>	--	--	--	--	--
<b>Pro Totals</b>			<b>51</b>	<b>5</b>	<b>17</b>	<b>22</b>	<b>64</b>	--	--	--	--	--



# 2021-22 ROCHESTER AMERICANS

## The Players



**DOMINIC FRANCO** | CENTER | Shoots Right |

**29**

Born **January 7, 1996**

6-5 | 225 lbs. | Portsmouth, Rhode Island



**ACQUIRED** Signed a one-year American Hockey League contract with the Rochester Americans on April 28, 2020. Re-signed a one-year American Hockey League contract with Rochester on August 18, 2021.

### LAST SEASON

**2020-21:** Recorded nine points (4+5) in 23 games during his rookie season with the Rochester Americans (AHL) ... Shared the Most Improved Player award with fellow first-year forward Matej Pekar ... Scored his first pro goal, which held up to be the game-winner, while also extending his point streak to three games in a 4-2 win at Utica on 4/09 ... Tallied a point for the second straight game with an assist against Syracuse on 4/07 ... Recorded his first professional point with an assist and had two shots in his pro debut against Utica on 2/05.

### CAREER HIGHLIGHTS

**2019-20:** Completed his senior season at West Point (AHA), leading all Army skaters in scoring for the third-straight year with 23 points (10+13) in 33 games ... Also reached the 10-goal mark for the third straight year while posting a team-high 13 assists ... Voted a 2019-20 team captain ... Named a Second Team All-AHA Conference selection ... One of seven players to skate in all 33 games ... Ranked first on the team with four power-play tallies ... Notched the game-winning goal in a 4-3 victory over Bentley ... Scored a shorthanded goal in a 4-1 win against Mercyhurst ... Capped his career with 97 career points on 45 goals and 52 assists after 141 games played ... Finished his career with four multi-goal games, seven multi-assist performances and 22 multi-point efforts **2018-19:** Army's leading goal-scorer with 14 goals in 38 games ... Added eight assists for a total of 22 points ... One of five players with 20 or more points this season ... Ranked first on the team with nine power-play tallies... Netted game-winning goals against Sacred Heart on 11/10, Niagara on 11/24 and in the first round game at Mercyhurst in overtime on 3/08 ... Produced multiple points in five games ... Posted a career-high three goals against Niagara on 11/24, including two on the power-play **2017-18:** Led the Black Knights with 30 points (12+18) during his sophomore campaign ... Scored six goals on the power-play ... Provided the game-winner at No. 13 New Hampshire ... Recorded six multi-point games with two multi-assist performances ... Finished the year with 34 blocked shots **2016-17:** Named to the AHA All-Rookie Team after totaling 22 points on the year with nine goals and 13 assists ... Finished with plus/minus rating of plus-12 for the second-best mark on the team in that category ... Produced three power-play goals and added a pair of shorthanded goals in back-to-back games against Mercyhurst on 1/13-1/14 ... Recorded two games with three points ... Garnered AHA Rookie of the Month distinction on 12/02 ... Named the AHA Rookie of the Week on 11/15 **2015-16:** Spent them season playing for the Langley Rivermen of the British Columbia Hockey League ... Appeared in 47 games to notch 13 goals and 15 assists **PERSONAL:** Owns the distinction of being the first Army athlete to sign a professional contract in the sport of hockey since the U.S. secretary of defense endorsed a policy in November 2019, making it possible for exceptionally talented athletes who have graduated from a military service academy to pursue employment as professional sports athletes following graduation ... Once approved, he will be permitted to delay his commissioning and subsequent service obligation to pursue employment as professional sports athletes ... Attended Kimball Union Academy from 2013-15, where he was named to the All-Lakes Region teams for hockey (2015) and lacrosse (2014) ... Played on the Boston Jr. Bruins Selects U-18 team during that span and played in 22 games ... Also spent time on the Rhode Island Saints U16 team for the 2012-13 season.

### CAREER STATS | REGULAR SEASON

REGULAR SEASON								PLAYOFFS				
YEAR	TEAM	LEAGUE	GP	G	A	PTS	PIM	GP	G	A	PTS	PIM
2015-16	Langley	BCHL	47	13	15	28	57	5	0	3	3	4
2016-17	Army West Point	AHA	34	9	13	22	24	--	--	--	--	--
2017-18	Army West Point	AHA	36	12	18	30	33	--	--	--	--	--
2018-19	Army West Point	AHA	38	14	8	22	62	--	--	--	--	--
2019-20	Army West Point	AHA	33	10	13	23	40	--	--	--	--	--
2020-21	Rochester	AHL	23	4	5	9	24	--	--	--	--	--
AHL/Amerks Totals			23	4	5	9	24	--	--	--	--	--
College Totals			141	45	52	97	159	--	--	--	--	--
Junior Totals			47	13	15	28	57	5	0	3	3	4
Pro Totals			23	4	5	9	24	--	--	--	--	--



# 2021-22 ROCHESTER AMERICANS

## The Players



**JOHN HAYDEN** | RIGHT WING | Shoots Left |

**40**

Born **February 14, 1995**  
6-3 | 223 lbs. | Chicago, Illinois



**ACQUIRED** Signed a one-year NHL contract with the Buffalo Sabres on July 29, 2021.

**DRAFTED** Chicago Blackhawks' third-round selection (74th overall) in 2013.

### LAST SEASON

**2020-21:** Skated in 29 games with the Arizona Coyotes (NHL), notching five points on two goals and three assists.

### CAREER HIGHLIGHTS

**2019-20:** In a shortened NHL season due to the COVID-19 pandemic, he had four points (3+1) in 43 contests with the New Jersey Devils **2018-19:** While playing in his first full season with the Chicago Blackhawks (NHL), produced three goals and two assists for five points in 54 games **2017-18:** Split his rookie campaign between the Blackhawks and Rockford IceHogs (AHL), combining for nine goals, 21 assists for 30 points in 71 contests ... Scored three goals in 13 Calder Cup Playoff contests with Rockford ... Finished 11th among all Chicago forwards in both goals (9) and points (13) **2016-17:** Finished a four-year collegiate career at Yale University (ECAC) with 50 goals and 41 assists for 91 points in 127 games ... Signed with the Blackhawks on 3/12 and went on to appear in 12 games with Chicago, totaling four points (1+3) as well as skating in one Stanley Cup Playoff contest ... As a senior with the Bulldogs, led the team with a career-high 21 goals and 34 points in 33 games ... Was a finalist for both the Hobey Baker and Walter Brown awards as New England's best American-born Division I college hockey player ... Named to the All-ECAC Second Team while serving as team captain **2015-16:** Topped all Yale skaters with 16 goals and 136 shots on goal while finishing third in points (23) in 32 games as a junior ... Earned All-Ivy League Honorable Mention honors and was named to the All-ECAC Hockey Second Team **2014-15:** Was third on the team with seven goals and fourth in points (18) as he appeared in 29 contests with the Bulldogs ... Earned Second-Team All-Ivy League accolades **2013-14:** Ranked second in goals (6) and points (16) among all first-year players while skating in all 33 games with Yale ... Named ECAC Player and Rookie of the Week for period ending Jan. 17-18 **2012-13:** Produced 20 points on 11 goals and nine assists in 24 games with the U.S. National Development Team (USHL) **2011-12:** In 36 contests during his first season with the National Development Team, he collected eight goals and seven assists for 15 points ... Also recorded a pair of assists in two post-season games **INTERNATIONAL** Scored one goal in five games for Team USA at the 2015 IIHF World Junior Championship ... Captured his second silver medal in as many years after producing two points (1+1) in five games for the United States at the 2013 IIHF U18 World Junior Championship in Canada, a team that also featured current teammate Sean Malone ... Also served as an alternate captain ... Helped the United States to a silver medal at the 2012 World U17 Hockey Championship.


### CAREER STATS | REGULAR SEASON

YEAR	TEAM	LEAGUE	REGULAR SEASON					PLAYOFFS				
			GP	G	A	PTS	PIM	GP	G	A	PTS	PIM
2011-12	USNDT	USHL	36	8	7	15	51	2	0	2	2	2
2012-13	USNDT	USHL	24	11	9	20	51	--	--	--	--	--
2013-14	Yale University	ECAC	33	6	10	16	18	--	--	--	--	--
2014-15	Yale University	ECAC	29	7	11	16	18	--	--	--	--	--
2015-16	Yale University	ECAC	32	16	7	23	26	--	--	--	--	--
2016-17	Yale University	ECAC	33	21	13	14	62	--	--	--	--	--
	Chicago	NHL	12	1	3	4	4	1	0	0	0	0
2017-18	Chicago	NHL	47	4	9	13	54	--	--	--	--	--
	Rockford	AHL	24	5	12	17	7	13	3	0	3	2
2018-19	Chicago	NHL	54	3	2	5	27	--	--	--	--	--
2019-20	New Jersey	NHL	43	3	1	4	77	--	--	--	--	--
2020-21	Arizona	NHL	29	2	3	5	37	--	--	--	--	--
<b>NHL Totals</b>			<b>185</b>	<b>13</b>	<b>18</b>	<b>31</b>	<b>199</b>	<b>1</b>	<b>0</b>	<b>0</b>	<b>0</b>	<b>0</b>
<b>AHL Totals</b>			<b>24</b>	<b>5</b>	<b>12</b>	<b>17</b>	<b>7</b>	<b>13</b>	<b>3</b>	<b>0</b>	<b>3</b>	<b>2</b>
<b>College Totals</b>			<b>127</b>	<b>50</b>	<b>41</b>	<b>91</b>	<b>116</b>	<b>--</b>	<b>--</b>	<b>--</b>	<b>--</b>	<b>--</b>
<b>Junior Totals</b>			<b>60</b>	<b>19</b>	<b>16</b>	<b>35</b>	<b>102</b>	<b>2</b>	<b>0</b>	<b>2</b>	<b>2</b>	<b>2</b>
<b>Pro Totals</b>			<b>209</b>	<b>18</b>	<b>30</b>	<b>48</b>	<b>206</b>	<b>14</b>	<b>3</b>	<b>0</b>	<b>3</b>	<b>2</b>



# 2021-22 ROCHESTER AMERICANS

## The Players



**MICHAEL HOUSER** | GOALTENDER | Catches Left |

**41**

Born **September 13, 1992**  
6-2 | 192 lbs. | Youngstown, Ohio



**ACQUIRED** Re-signed a one-year American Hockey League contract with Rochester Americans on August 5, 2021.

### LAST SEASON

**2020-21:** In a combined eight games between the Buffalo Sabres (NHL) and Rochester Americans (AHL), posted a 3-5-0 record ... Went 2-2-0 in four starts with the Sabres while earning the start in each of Rochester's final four games of the season – including three games in three nights – finishing the year with 110 saves to go along with a 2.33 goals-against average and a .924 save percentage ... Signed an NHL contract with Buffalo for the remainder of the 2020-21 season on 3/19 ... Carried a shutout into the final minute of regulation before allowing a penalty shot goal with only 36 seconds remaining in the 2-1 season-ending win over Utica on 5/16 ... Made 34 saves in Amerks debut at Utica on 5/12 ... Started each of the last four games of the season for Buffalo ... Won his second straight game against the N.Y. Islanders on 5/04, becoming the first Sabres goaltender to win his first two NHL starts since Mika Noronen did so on Oct. 5 and 7, 2000 ... His 45 saves were the most by a Sabres goaltender in a single game since Carter Hutton stopped 47 shots on Oct. 17, 2019 at Los Angeles ... Earned his first NHL win after a 34-save effort in his NHL debut in Buffalo's 4-2 victory over the N.Y. Islanders on 5/03 ... Became the second Sabre during the season to earn a win in his NHL debut, joining Ukko-Pekka Luukkonen, and just the seventh goaltender in franchise history to win his first career start ... It also marked the third time in Sabres team history and first since 1976-77 (Don Edwards and Bob Sauve) that the team had two goaltenders win their NHL debuts in the same season.

### CAREER HIGHLIGHTS

**2019-20:** 2019-20: Posted a 16-5-5 record and 545 saves in 26 games during his fifth season with the Cincinnati Cyclones (ECHL) ... Ranked fifth among qualified goaltenders with a 2.27 goals-against average and tied for 14th in wins ... Closed out the regular season winning five straight starts from 2/28 to 3/07, allowing two goals or less in each appearance over that span, including back-to-back shutouts ... Had a season-long six-game win streak from 1/18 to 2/01 ... Named the Warrior Hockey/ECHL Goaltender of the Week for the week of March 2-8 after posting a perfect 3-0-0-0 record with two shutouts, a .067 goals-against average and a .972 save percentage, marking the fourth time in his career he has earned an ECHL weekly honor ... Began the season with an 11-3-5 record in 19 games **2018-19:** Named the 2018-19 ECHL Goaltender of the Year and an All-ECHL First Team selection after leading all netminders with a record of 29-7-4-1, along with a 2.13 goals-against average, a .922 save percentage and a pair of shutouts in his third stint with the Cincinnati Cyclones (ECHL) ... Became the first Cyclones netminder in franchise history to win the award ... Backstopped the Cyclones to an ECHL-best 51-13-5-3 record during the regular season, winning the Central Division title along the way ... It was the team's second-best mark in franchise history and first 100-point season since winning the Kelly Cup in 2007-08 ... Also went 5-6 in 11 postseason contests, ranking among the top 10 goaltenders in goals-against average (2.40) and save percentage (.923) ... His 29 wins led all ECHL netminders, while his 2.13 goals-against average and .922 save percentage ranked second and fourth, respectively ... Allowed more than three goals on just seven occasions and made 25 or more saves in all but 12 outings ... Set a new Cyclones franchise record for wins by a goaltender with his 64th win as a Cyclone in a 4-1 victory over Wheeling on 2/21 ... Earned his 100th ECHL win with a 28-save effort in a 5-2 win at Toledo on 2/16 ... Named the Warrior Hockey ECHL Goaltender of the Month for December after a perfect 6-0-0-0 record along with a 1.17 goals-against average and a .950 save percentage during the month **2017-18:** Spent nearly all of the season with the Fort Wayne Komets (ECHL), boasting a 28-11-0 record and two shutouts ... Posted pro career-highs in wins (28), saves (2,552) and games played (45) ... Tied for third in the league in both wins and games played while his minutes played were third in the ECHL ... Reached 20 wins for the second straight season with a 29-save performance on 2/10 ... Made one save in 9:24 of action of a relief appearance with the Tucson Roadrunners (AHL) ... Posted his second shutout of the season and 10th of his career in his 100th career win 12/31 ... Was named ECHL Goaltender of the Month for the month of December as he went 9-0-1 with a pair of shutouts, a 1.92 goals-against average and a .936 save percentage in 11 appearances ... Honored as the ECHL Goaltender of the Week twice during the season ... Helped the Komets to the Western Conference Finals of the Kelly Cup as he carried a 10-7 record in 17 postseason games while showing a 2.44 goals-against average and a .914 save percentage **2016-17:** Went 22-14-1 in 41 games with the Cincinnati Cyclones (ECHL) ... Earned a pair of shutouts to go along with a 2.58 goals-against average and a .919 save percentage ... Tied for seventh in the league with 22 wins while his save percentage and goals-against average ranked third and fourth, respectively ... Made a season-high 49 saves on 4/07 to conclude the season ... Stopped three of the four shots he faced during his only appearance with the Cleveland Monsters (AHL) on 3/04 ... Went 5-0-0 from 2/2 to 2/22 **2015-16:** Held a 10-4-2 record in 16 games with the Manchester Monarchs (ECHL) while also going 1-4-0 in six appearances with the Ontario Reign (AHL) ... Went 6-1-1 in eight games, including a 5-0-0 mark during the month of November with the Monarchs ... Stopped 21 of 22 during his Reign debut as he also earned the win on 1/17 ... Turned aside all six shots he faced in 20 minutes of work during the 2016 Calder Cup Playoffs with Ontario **2014-15:** In 37 games with the San Antonio Rampage (AHL), boasted a 19-9-4 record and two shutouts ... Had four different three-game win streaks during the slate, along with a season-best 5-0-0 mark from 3/14 to 3/22 ... Made his AHL Calder Cup debut on 4/25 **2013-14:** Split the campaign between the Rampage and Cyclones as he showed a 12-13-1 mark with San Antonio and a 5-6-1 record with Cincinnati ... Skated in 17 games during Cincinnati's Kelly Cup run while posting a 9-8 record during that same stretch ... Showed a perfect 4-0-0 record from 1/29 to 2/21 as he allowed two or less goals in each of the four games ... Opened the season with a 3-0-0 record with the Rampage from 10/13 to 11/02 ... Made his AHL debut on 10/13 as he finished with 28 saves



# 2021-22 ROCHESTER AMERICANS

## The Players

**MICHAEL HOUSER** | GOALTENDER | Catches Left | Continued

### CAREER HIGHLIGHTS

**2012-13:** During his rookie season in the ECHL, posted a 17-10-2 record with Cincinnati along with a .917 save percentage and a 2.55 goals-against average ... Posted a season-long six-game win streak from 2/22 to 3/02, while allowing one goal in four of the six contests ... Made his pro debut as he stopped 29 of 30 shots he faced on 12/19 **2011-12:** In final campaign with the London Knights (OHL), led all OHL netminders with a career-high 62 games played, 1,862 saves, 3,698 minutes played and 46 wins ... Tied for second with a personal-best six shutouts ... Named the OHL's Most Outstanding Player (Red Tilson Trophy), Goaltender of the Year and First All-Star Team selection ... Backstopped the Knights to the CHL Championship as he held a record of 16-3 in 19 appearances with a 2.25 goals-against average and a .928 save percentage ... Earned CHL Goaltender of the Year honors and was named to the Memorial Cup All-Star Team **2010-11:** Finished fourth among all OHL netminders with a record of 30-19-5 as his 54 games played ranked fifth during his second season with London ... Had three different four-game win streaks during the slate, including a pair of five-game winning streaks ... Showed a record of 2-4 in six postseason contests **2009-10:** Manned the pipes for 25 contests with the Knights during his first season, showing a 17-4-1 record ... His 17 victories led all OHL rookie netminders while his 25 appearances were third-most among first-year goaltenders ... Did not have a decision during his 53 minutes of action in three postseason games ... Was named to the CHL All-Rookie Team and OHL First-All Rookie Team **2008-09:** Went 5-18-0 in 32 games during his only season with the Des Moines Buccaneers (USHL) ... Earned his first-career victory in juniors as he stopped 28 of 29 shots he faced on 1/03 ... Made his USHL debut on 11/15.

### CAREER STATS | REGULAR SEASON

YEAR	TEAM	LEAGUE	GP	MIN	GA	SO	W-L-OLT	SVS	SV%	GAA	GP	MIN	GA	SO	W-L	SVS	SV%	GAA
2008-09	Des Moines	USHL	32	1,523	102	0	5-18-0	943	.902	4.02	--	--	--	--	--	--	--	--
2009-10	London	OHL	25	1,450	75	0	17-4-1	674	.900	3.10	3	53	7	0	0-0	33	.825	7.92
2010-11	London	OHL	54	3,088	171	1	30-19-5	1,608	.904	3.32	6	332	0	0	2-4	235	.940	2.71
2011-12	London	OHL	62	3,698	152	6	46-15-1	1,862	.925	2.47	19	1,173	44	1	16-3	563	.928	2.25
2012-13	Cincinnati	ECHL	29	1,694	72	2	17-10-2	798	.917	2.55	--	--	--	--	--	--	--	--
2013-14	San Antonio	AHL	28	1,473	75	2	12-13-1	695	.903	3.05	--	--	--	--	--	--	--	--
	Cincinnati	ECHL	12	724	27	1	5-6-1	327	.924	2.24	17	1,154	43	1	9-8	464	.915	2.24
2014-15	San Antonio	AHL	37	2,081	98	2	19-9-4	885	.900	2.83	1	64	4	0	0-1	35	.897	3.75
2015-16	Ontario	AHL	6	321	13	0	1-4-0	121	.903	2.43	1	20	0	0	0-0	6	1.000	0.00
	Manchester	ECHL	16	963	43	0	10-4-2	445	.912	2.68	--	--	--	--	--	--	--	--
2016-17	Cleveland	AHL	1	20	1	0	0-0-0	3	.750	3.00	--	--	--	--	--	--	--	--
	Cincinnati	ECHL	41	2,300	99	2	22-14-1	1,116	.919	2.58	--	--	--	--	--	--	--	--
2017-18	Fort Wayne	ECHL	45	2,552	116	2	28-11-0	1,163	.909	2.73	17	1,081	44	0	10-7	470	.914	2.44
	Tucson	AHL	1	9	0	0	0-0-0	1	1.000	0.00	--	--	--	--	--	--	--	--
2018-19	Cincinnati	ECHL	41	2,394	85	2	29-7-5	1,000	.922	2.13	11	649	26	1	5-6	311	.923	2.40
2019-20	Cincinnati	ECHL	26	1,556	59	2	16-5-5	545	.902	2.27	--	--	--	--	--	--	--	--
2020-21	Buffalo	NHL	4	243	14	0	2-2-0	127	.901	3.46	--	--	--	--	--	--	--	--
	Rochester	AHL	4	232	9	0	1-3-0	110	.924	2.33	--	--	--	--	--	--	--	--

Amerks Totals	4	232	9	0	1-3-0	110	.924	2.33	--	--	--	--	--	--	--	--
NHL Totals	4	243	14	0	2-2-0	127	.901	3.46	--	--	--	--	--	--	--	--
AHL Totals	77	4,136	196	3	33-29-4	1,815	.903	2.84	2	84	4	0	0-1	41	.911	2.87
ECHL Totals	210	12,182	501	11	125-57-22	5,394	.915	2.47	45	2,884	113	2	24-211	245	.917	2.35
Junior Totals	141	8,236	398	7	93-38-5	4,144	.912	2.90	28	1,558	66	1	18-7	831	.926	2.54
Pro Totals	291	16,561	711	14	160-88-26	7,336	.912	2.58	36	2,319	91	1	19-16	975	.914	2.35



# 2021-22 ROCHESTER AMERICANS

## The Players



**MASON JOBST** | LEFT WING | Shoots Left |

**26**

Born **February 17, 1994**  
5-8 | 185 lbs. | Speedway, Illinois

### ACQUIRED

Signed a one-year American Hockey League contract with the Rochester Americans on August 6, 2021.



### LAST SEASON

**2020-21:** Combined for 10 points (5+5) in 19 games between the Bridgeport Islanders and Binghamton Devils (AHL) ... He finished the season with Binghamton, adding five goals and three assists in 12 games ... Had a season-high four-point night on two goals and two assists on 5/01 at Lehigh Valley ... Began the season with Islanders before being acquired by the New Jersey Devils (NHL) along with a 2021 first-round pick, a 2022 conditional fourth-round pick and AJ Greer in exchange for Kyle Palmieri and Travis Zajac on 4/08 ... Prior to the trade, he posted two assists, both on 2/25 against Providence, in seven games with Binghamton.

### CAREER HIGHLIGHTS

**2019-20:** During his first pro season, he ranked third among all Bridgeport rookies in goals (5), assists (8), points (13) and games played (44), while finishing with the second-most shots (69) ... Collected his first multi-point effort on two assists at Utica on 12/06 ... Scored his first AHL/pro goal versus Hershey on 11/23 ... Credited with his first AHL/pro assist/point against Wilkes-Barre/Scranton on 10/19 after making his pro debut on 10/05 at Springfield **2018-19:** Completed a four-year collegiate career at Ohio State University (Big-10), where he amassed 164 points (69+95) in 150 games ... At the time of his graduation, he was one of 21 NCAA players to post 150 or more points and was 13th all-time in Buckeye scoring ... First all-time in career Big-10 goals (48) and second in career assists (60) ... He was the first OSU player since 1990 to record 160 or more points... Named team MVP while also earning First Team All-Big Ten accolades for the second time ... Also named a CCM/AHCA Second Team West All-American for the second time, becoming the first Buckeye player to do since 1999 ... Selected as a Hobey Baker Award Finalist and nominated as a Big Ten Men's Ice Hockey Player of the Year finalist ... As a senior, topped all Buckeyes with 17 goals and 36 points in 36 games while helping the club to a Big-Ten regular-season championship ... Served as team captain **2017-18:** In 40 games with Ohio State, finished first with 21 goals while his 43 points and 22 assists were second and third, respectively ... Had a point in 27 of the 40 games played and registered 22 points (12+10) over the final 18 games ... Named a Second Team All-Big Ten selection for second straight year **2016-17:** Led the Big-Ten with a career-high 55 points and tied for second in assists (36) while skating in all 39 games ... Tied for second in the NCAA in assists and ranked seventh in overall scoring among the nation's top collegiate point-getters ... Most assists for a Buckeye since 1992 and first Buckeye to post 30+ assists since 2005 (only third since 1998 with 30+) ... His 55 points were most for a Buckeye since 1998; first Buckeye with 50+ points since RJ Umberger in 2003 ... Had a point in all but three of the last 24 games, including a 14-game point streak from 12/03 to 2/11 as he showed 11 goals and 17 assists for 28 points over that span ... Posted 19 multiple point outings on the year, tying for third in the NCAA, and had 30 points during the season on the power-play ... Voted as team's MVP ... Named a Second Team All-American and a First Team All-Big Ten selection ... Selected as an Academic All-Big Ten honoree and Ohio State's Scholar-Athlete **2015-16:** As a freshman with the Buckeyes, paced all first-year skaters with 12 goals and 18 assists and 30 points while playing in 35 of 36 games ... Collected a point in 19 of the last 28 games ... Tied for third in points among all Big Ten freshmen and tied for 17th among all Big-Ten players ... Honored as team's Rookie of the Year and named to the Big-Ten All-Freshman Team **2014-15:** Limited to just 11 games during his fourth and final season with the Muskegon Lumberjacks (USHL) ... Tallied seven points (2+5) while also adding three points (1+2) in three postseason games ... Served as team captain **2013-14:** Finished the campaign second among all Lumberjacks with 35 assists and tied for third in points (45) in 49 games ... Of his 35 assists, 14 came on the man-advantage, which were second-most on the team ... Served as team captain **2012-13:** Skated in 67 games, posting 24 points on six goals and 18 assists while also appearing in three playoff contests with Muskegon **2011-12:** Recorded 10 points (2+8) in 32 games during his first year with the Lumberjacks ... His 10 points were most among all Muskegon rookies while his eight assists were second-most **2010-11:** Scored a goal and added an assist in his USHL debut at Indiana on 12/11 during his brief two-game stint with the U.S. National Development team.


### CAREER STATS | REGULAR SEASON

								PLAYOFFS				
YEAR	TEAM	LEAGUE	GP	G	A	PTS	PIM	GP	G	A	PTS	PIM
2010-11	USNDT	USHL	2	1	1	2	0	--	--	--	--	--
2011-12	Muskegon	USHL	32	2	8	10	18	--	--	--	--	--
2012-13	Muskegon	USHL	64	6	18	24	26	3	0	0	0	0
2013-14	Muskegon	USHL	49	10	35	45	46	--	--	--	--	--
2014-15	Muskegon	USHL	11	2	5	7	2	3	1	2	3	2
2015-16	Ohio State U.	Big-10	35	12	18	30	16	--	--	--	--	--
2016-17	Ohio State U.	Big-10	39	19	36	55	18	--	--	--	--	--
2017-18	Ohio State U.	Big-10	40	21	22	43	24	--	--	--	--	--
2018-19	Ohio State U.	Big-10	36	17	19	36	20	--	--	--	--	--
2019-20	Bridgeport	AHL	44	5	8	13	25	--	--	--	--	--
2020-21	Bridgeport	AHL	7	0	2	2	2	--	--	--	--	--
	Binghamton	AHL	12	5	3	8	6	--	--	--	--	--
<b>AHL Totals</b>			<b>63</b>	<b>10</b>	<b>13</b>	<b>23</b>	<b>33</b>	--	--	--	--	--
<b>College Totals</b>			<b>150</b>	<b>69</b>	<b>95</b>	<b>164</b>	<b>78</b>	--	--	--	--	--
<b>Junior Totals</b>			<b>158</b>	<b>31</b>	<b>67</b>	<b>88</b>	<b>92</b>	<b>6</b>	<b>1</b>	<b>2</b>	<b>3</b>	<b>2</b>
<b>Pro Totals</b>			<b>63</b>	<b>10</b>	<b>13</b>	<b>23</b>	<b>33</b>	--	--	--	--	--



# 2021-22 ROCHESTER AMERICANS

## The Players



**OSKARI LAAKSONEN** | DEFENSE | Shoots Right |

**2**

Born **July 2, 1999**  
6-2 | 185 lbs. | Tampere, Finland



**ACQUIRED** Buffalo Sabres' third-round selection (89th overall) in the 2017 NHL Draft. Signed a three-year, entry-level NHL contract with Buffalo on June 15, 2020.

### LAST SEASON

**2020-21:** Named to the 2020-21 AHL North Division All-Star Team after scoring twice and adding a team-high 15 assists while appearing in all but one game for the Rochester Americans (AHL) ... Finished fourth among all AHL rookie defensemen in assists and points and second with eight power-play assists ... Recipient of the team's Fairand/O'Neil Sportsmanship Award ... Had 10 points (1+9) in his last 15 games ... Notched a goal and an assist in the 4-2 win at Utica on 4/09 ... Scored his first goal as an Amerk in a 4-3 overtime loss against Syracuse on 3/26 ... Tallied three assists, including one on the overtime game-winning goal, and was plus-2 against Syracuse on 2/10 ... Made his Amerks/AHL debut against Utica on 2/05 ... Opened the AHL season with five assists over his first games, leading all defensemen over that span ... Began the season recording 12 points (4+8) in 20 games with Pelicans in SM-liiga to lead all team defensemen in scoring.

### CAREER HIGHLIGHTS

**2019-20:** Completed his third season with his hometown Ilves Tampere of the SM-liiga in Finland, scoring two goals and adding 10 assists while playing in 46 games for the second straight year... Scored one goal on the power-play ... Finished fifth among team defensemen in scoring ... Ranked fifth in assists (35) and is tied for 18th in total points among all-time SM-liiga defensemen before the age of 21 ... Tallied two assists vs. Jukurit on 10/12 ... Collected a game-high eight shots against Ässät on 9/21 ... Had a goal and an assist against Lukko on 9/14 **2018-19:** Led all Tampere defensemen and finished seventh overall on the team in scoring while establishing career-highs in goals (3), assists (21) and points (24) and appearing in 46 games ... Paced Ilves blueliners and tied for second among all skaters with 21 assists ... Tied for 15th among all SM-liiga defensemen in points ... Two of his three goals came on the power-play ... Recorded five multi-point outings and totaled 173 shots during the regular season ... Added one assist in four playoff contests ... Posted a three-game assist streak (0+3) from 10/17 to 10/23 ... Had a three-game point streak (1+3) to close out the month of September **2017-18:** Recorded four assists and 43 shots in 21 games during his rookie season with Ilves ... Notched his first pro point with an assist in his professional debut against HPK on 9/01 **INTERNATIONAL:** Won a gold medal with Finland at the 2019 IIHF World Junior Championship, which he won alongside fellow Sabres prospect Ukko-Pekka Luukkonen ... He recorded two points (1+1) and a plus-5 rating in seven tournament games.

### CAREER STATS | REGULAR SEASON

REGULAR SEASON								PLAYOFFS				
YEAR	TEAM	LEAGUE	GP	G	A	PTS	PIM	GP	G	A	PTS	PIM
2017-18	Ilves Tampere	SM-liiga	21	0	4	4	8	--	--	--	--	--
2018-19	Ilves Tampere	SM-liiga	46	3	21	24	36	4	0	1	1	0
2019-20	Ilves Tampere	SM-liiga	46	2	10	12	14	--	--	--	--	--
2020-21	Pelicans	SM-liiga	20	4	8	12	14	--	--	--	--	--
	<b>Rochester</b>	<b>AHL</b>	<b>28</b>	<b>2</b>	<b>15</b>	<b>17</b>	<b>6</b>	<b>--</b>	<b>--</b>	<b>--</b>	<b>--</b>	<b>--</b>
<b>Amerks/AHL Totals</b>			<b>28</b>	<b>2</b>	<b>15</b>	<b>17</b>	<b>6</b>	<b>--</b>	<b>--</b>	<b>--</b>	<b>--</b>	<b>--</b>
<b>European Totals</b>			<b>133</b>	<b>9</b>	<b>43</b>	<b>52</b>	<b>72</b>	<b>4</b>	<b>0</b>	<b>1</b>	<b>1</b>	<b>0</b>
<b>Pro Totals</b>			<b>161</b>	<b>11</b>	<b>58</b>	<b>69</b>	<b>78</b>	<b>4</b>	<b>0</b>	<b>1</b>	<b>1</b>	<b>0</b>

# 2021-22 ROCHESTER AMERICANS The Players



1

**ACQUIRED** Buffalo Sabres' second-round selection (54th overall) in the 2017 NHL Draft. Signed a three-year, entry-level NHL contract with Buffalo on June 14, 2018.

**2020-21:** In four appearances with the Buffalo Sabres (NHL), posted a 1-3-0 record while also showing a 7-5-2 record with the Rochester Americans (AHL) ... Began the season on loan with TPS Turku (SM-liiga), going 6-3-4 with a 2.52 goals-against average and a .908 save percentage in 14 games ... Made three straight starts for the Sabres from 4/27 to 5/01 ... Recorded 36 saves to pick up his first NHL win in his NHL debut in Buffalo's 6-4 win over Boston on 4/23 ... Became the first Sabres netminder to win his first career start since Mika Noronen on Oct. 5, 2000 ... Had started 14 of 17 games for Rochester ... Earned his first-ever NHL recall from the Sabres on 3/23 ... Opened the season with three straight wins for Rochester from 2/10-2/18 ... Posted an AHL career-high 43 saves at Cleveland on 2/12.

**2019-20:** Appeared in 10 games with the Amerks, boasted a 3-4-3 record with 221 saves, a 3.15 goals-against average and a .874 save percentage ... Spent majority of the season with the ECHL's Cincinnati Cyclones, where he posted a 12-7-3 record along with three shutouts and 516 saves ... Led all rookie goaltenders and ranked third overall in the ECHL with a 2.24 goals-against average ... Ranked 10th with a 9.12 save percentage, the fifth-best mark among first-year netminders, and tied for fifth in shutouts ... Had three different three-game win streaks throughout the season ... Made three straight starts for Rochester from 2/15 to 2/19 ... Picked up his first win of the season with the Amerks against Syracuse on 1/31 ... Made 23 saves in his Amerks season debut in a 4-3 shootout loss to Cleveland on 1/17 ... Named to the 2020 Warrior Hockey/ECHL All-Star Classic ... Named the Warrior Hockey/ECHL Goaltender of the Month for November after posting a record of 6-2-1-0 along with a 1.88 goals-against average and a .925 save percentage in nine appearances ... He allowed more than two goals on just three occasions, and stopped 22 or more shots in seven of his nine contests along with a pair of shutouts ... Named the Warrior Hockey/ECHL Goaltender of the Week for the week of Nov. 11-17 after going 2-0-0-0 in two starts while recording in back-to-back shutouts ... Earned his first professional shutout by stopping all 22 shots he faced in a 1-0 overtime win over Allen on 11/14 only to post his second straight shutout two nights later with a 23-save effort against Fort Wayne on 11/16 ... Made 25 saves in his ECHL debut for Cincinnati at Brampton on 11/02, a 4-1 Cyclones loss ... Missed the first 10 games of the season (10/04-10/30) due to injury **2018-19:** Appeared in one game with the Rochester after he completed his first season with the Sudbury Wolves (OHL), where he posted a 38-11-2-2 record in 53 appearances, leading the league in in both wins (38) and shutouts (6) ... Named the OHL's MVP and top goaltender ... Finished second and third among all OHL netminders with a .920 save percentage and a 2.50 goals-against average, respectively, while his 38 wins set a franchise record for the Wolves ... Compiled a 4-3 record with a 3.27 goals-against average and a .906 save percentage in eight playoff games for Sudbury ... Earned his first professional win after stopping 32 of the 34 shots he faced in his pro debut at Belleville on 4/14 ... Posted 11 straight wins from 11/23 to 1/16 with three shutouts over that stretch ... Made a season-high 46 saves at Niagara on 10/04 ... Opened the campaign with a five-game win streak, including a 23-save effort in his season debut against Oshawa on 9/28 **2017-18:** Posted an 11-11-2 record in 24 appearances with the LeKi Lempala (Mestis) ... Finished seventh in the league with a .909 save percentage ... Also played in one regular-season contest and nine playoff games with HPK Hameenlinna (SM-Liiga) **INTERNATIONAL:** Helped Finland claim the gold medal at the 2019 World Junior Championship, posting a 1.80 goals against average and a .932 save percentage in six games ... Posted a 2-2-1 record at the 2018 World Junior Championship for his native country ... Went 5-1-0 while earning a silver medal at the 2017 World Junior Championship U-18 ... Appeared in a pair of games for Finland during the Hlinka Gretzky Cup ... Showed a 3-0-0 record at the 2018 IIHF World U18 Championship ... Made his international debut for the Finns at the 2017 World U-17 Hockey Challenge.

CAREER STATS   REGULAR SEASON											PLAYOFFS								
YEAR	TEAM	LEAGUE	GP	MIN	GA	SO	W-L-OLT	SVS	SV%	GAA	GP	MIN	GA	SO	W-L	SVS	SV%	GAA	
2017-18	HPK	SM-liiga	1	34	2	0	0-1-0	6	.750	3.55	--	--	--	--	--	--	--	--	
	LeKi	Mestis	24	1,440	70	0	11-11-2	697	.909	2.92	--	--	--	--	--	--	--	--	
2018-19	Sudbury	OHL	53	3,078	128	6	53-11-2	1,469	.920	2.50	8	514	28	0	4-3	270	.906	3.27	
	Rochester	AHL	1	60	2	0	1-0-0	32	.941	2.00	--	--	--	--	--	--	--	--	
2019-20	Rochester	AHL	10	610	32	0	3-4-3	221	.874	3.15	--	--	--	--	--	--	--	--	
	Cincinnati	ECHL	23	1,338	50	3	12-7-3	516	.912	2.24	--	--	--	--	--	--	--	--	
2020-21	Buffalo	NHL	4	217	14	0	1-3-0	135	.906	3.88	--	--	--	--	--	--	--	--	
	TPS	SM-liiga	13	787	33	0	6-3-4	327	.908	2.52	--	--	--	--	--	--	--	--	
	Rochester	AHL	14	817	49	0	7-5-2	389	.888	3.60	--	--	--	--	--	--	--	--	
	Amerks/AHL Totals		25	1,487	83	0	11-9-5	642	.886	3.35	--	--	--	--	--	--	--	--	
	NHL Totals		4	217	14	0	1-3-0	135	.906	3.88	--	--	--	--	--	--	--	--	
	ECHL Totals		23	1,338	50	3	12-7-3	516	.912	2.24	--	--	--	--	--	--	--	--	
	European Totals		28	1,961	105	0	17-15-6	1,030	.907	3.21	--	--	--	--	--	--	--	--	
	Junior Totals		53	3,078	128	6	53-11-2	1,469	.920	2.50	8	514	28	0	4-3	270	.906	3.27	
	Pro Totals		80	5,003	252	3	41-34-14	2,323	.902	3.02	--	--	--	--	--	--	--	--	



# 2021-22 ROCHESTER AMERICANS

## The Players



**RYAN MacINNIS** | CENTER | Shoots Left |

**72**

Born **February 14, 1996**  
6-4 | 201 lbs. | St. Louis, Missouri



**ACQUIRED** Signed a one-year NHL contract with the Buffalo Sabres on July 30, 2021.

**DRAFTED** Arizona Coyotes' second-round selection (43rd overall) in 2014.

### LAST SEASON

**2020-21:** Skated in an NHL career-high 16 games with the Columbus Blue Jackets while also playing in five contests with the Cleveland Monsters (AHL).

### CAREER HIGHLIGHTS

**2019-20:** Established pro career-highs in assists (23) and points (30) in 45 games during his second season with Cleveland ... Also came within one goal (7) from matching a pro personal-best in 23 fewer games ... Finished second among all Monsters in both assists (23) and points (30) **2018-19:** Ranked sixth with 20 assists and tied for eighth in points (24) while appearing in personal-high 71 games in his first campaign with Cleveland ... Also netted one goal and two assists in eight Calder Cup Playoff contests **2017-18:** In 59 games with the Tucson Roadrunners (AHL), produced six goals and eight assists for 14 points ... Skated in nine postseason contests, adding two goals and one assist **2016-17:** Among all Tucson rookie forwards, ranked third in goals (8), assists (9), points (17) and shots (76) while leading all first-year players with 68 games played **2015-16:** Turned pro following a three-year junior career with the Kitchener Rangers (OHL), appearing in two games with the Springfield Falcons (AHL) ... Notched 79 goals and 101 assists for 180 points in 192 career games with Kitchener ... Led all Rangers with 38 goals while sharing the team-lead with a career-high 81 points in 59 contests ... Of his 81 points, 29 (16+13) were on the power-play and nine of his 38 goals were the game-winning variety ... Also finished second on the team with 13 points (5+8) in nine playoff games ... Served as team captain **2014-15:** Led all Rangers players in assists (37) and points (62) while tying for the team-lead in goals (25) in 67 games ... Paced all Kitchener skaters with three shorthanded goals ... Also added eight points (3+5) in six postseason appearances **2013-14:** Finished second among all Kitchener rookies in goals (16), assists (21) and points (37) in 66 games during his first junior season ... His six power-play goals were tied for the overall team-lead and 11 power-play assists were second-most among the club **2012-13:** Totaled 14 points on eight goals and six assists in 41 games with the U.S. National Developmental Team (USHL) **INTERNATIONAL:** Notched five points on two goals and three assist as he earned a bronze medal with Team USA at the 2013 IIHF World Hockey Junior Championship ... Helped Team USA claim bronze at the 2016 IIHF U20 World Junior Championship as he recorded three assists **PERSONAL** The son of Stanley Cup-winning defenseman and 12-time NHL All-Star, Al MacInnis.


### CAREER STATS | REGULAR SEASON

YEAR	TEAM	LEAGUE	REGULAR SEASON					PLAYOFFS				
			GP	G	A	PTS	PIM	GP	G	A	PTS	PIM
2012-13	USNDT	USHL	41	8	6	14	6	--	--	--	--	--
2013-14	Kitchener	OHL	66	16	21	37	18	--	--	--	--	--
2014-15	Kitchener	OHL	67	25	37	62	28	6	3	5	8	6
2015-16	Kitchener	OHL	59	38	43	81	49	9	5	8	13	8
	Springfield	AHL	2	0	0	0	0	--	--	--	--	--
2016-17	Tucson	AHL	68	8	9	17	50	--	--	--	--	--
2017-18	Tucson	AHL	59	6	8	14	22	9	2	1	3	2
2018-19	Cleveland	AHL	71	4	20	24	39	8	1	2	3	2
2019-20	Columbus	NHL	10	0	1	1	0	--	--	--	--	--
	Cleveland	AHL	45	7	23	30	22	--	--	--	--	--
2020-21	Columbus	NHL	16	0	0	0	0	--	--	--	--	--
	Cleveland	AHL	5	1	1	2	0	--	--	--	--	--
<b>NHL Totals</b>			<b>26</b>	<b>0</b>	<b>1</b>	<b>1</b>	<b>0</b>	<b>--</b>	<b>--</b>	<b>--</b>	<b>--</b>	<b>--</b>
<b>AHL Totals</b>			<b>250</b>	<b>26</b>	<b>61</b>	<b>87</b>	<b>133</b>	<b>17</b>	<b>3</b>	<b>3</b>	<b>6</b>	<b>4</b>
<b>Junior Totals</b>			<b>233</b>	<b>87</b>	<b>107</b>	<b>194</b>	<b>101</b>	<b>15</b>	<b>8</b>	<b>13</b>	<b>21</b>	<b>14</b>
<b>Pro Totals</b>			<b>276</b>	<b>26</b>	<b>62</b>	<b>88</b>	<b>133</b>	<b>17</b>	<b>3</b>	<b>3</b>	<b>6</b>	<b>4</b>



# 2021-22 ROCHESTER AMERICANS

## The Players



**SEAN MALONE** | CENTER | Shoots Left | Alternate Captain

**17**

Born **April 30, 1995**

6-0 | 197 lbs. | Buffalo, New York



**ACQUIRED** Buffalo Sabres' sixth-round selection (159th overall) in the 2013 NHL Draft. Signed a one-year NHL contract with Buffalo on July 28, 2021.

### LAST SEASON

**2020-21:** Had 15 points (5+10) in 23 games with the Chicago Wolves (AHL) while earning one assist in one contest with the Nashville Predators (NHL) ... In both of his multi-point performances with Chicago, he recorded two assists (4/03) versus Rockford and 5/12 against Grand Rapids).

### CAREER HIGHLIGHTS

**2019-20:** Tallied a career-high 30 points on 12 goals and 18 assists in 58 games with the Rochester Americans (AHL) before the season was cut short due to the COVID-19 pandemic ... His 30 points were tied for second among all Amerks skaters while his 18 assists ranked fourth ... Tallied a seven-game point streak from 10/19 to 11/13, when he plotted 10 points (3+7) **2018-19:** Recorded 13 points (4+9) in 38 games with Rochester ... Missed all three games of the North Division Semifinals against Toronto due to injury ... Appeared in his 100th AHL game at Utica on 2/27 ... Scored a goal while appearing in his 100th pro game against Belleville on 2/23 ... Netted his first goal of the season against Utica on 11/23 ... Tallied two assists and was plus-2 in his season debut against Cleveland after missing the first 12 games of the season due to injury **2017-18:** Finished third among rookies with 22 points (12+10) while skating in all but three regular-season games with the Amerks ... Dressed in all three Calder Cup Playoff games while tallying a pair of helpers ... Notched his first playoff point with an assist in Game 2 of the North Division Semifinals at Syracuse on 4/21 ... Made his pro playoff debut in Game 1 of the first-round series at Syracuse on 4/20 ... Named Most Improved Player as voted on by his teammates ... Potted the game-winning goal for his 10th of the season and was named the game's first star in a 5-3 win at Binghamton on 3/31 ... Closed out the month of February with a career-best four-game point streak (3+1) from 2/21 to 2/28 ... Helped the Amerks to a 7-4 come-from-behind win with a goal at Toronto on 2/24 ... Netted the lone goal shorthanded in a 2-1 loss to Syracuse at KeyBank Center in Buffalo on 2/21 ... Had a goal in back-to-back games of a weekend set at Charlotte on 1/20-1/21 ... Found the back of the net for the second straight game in a 10-3 rout of Binghamton on 11/24 ... Scored his first pro goal in a 6-5 overtime loss at Syracuse on 11/22 ... Registered his first professional point with an assist at Belleville on 11/11 ... Made his Amerks/AHL debut against Charlotte on 10/20, logging 10:28 of ice time **2016-17:** Made his NHL and professional debut in Buffalo's 3-0 loss at Florida on 4/08 ... Tallied one shot over 12 minutes of ice time ... Completed a four-year collegiate career at Harvard University (ECAC), where he totaled 99 points (42+57) in 115 career games for the Crimson ... Enjoyed a breakout senior season setting career-best in goals (18), assists (24), points (42) in 36 games ... Finished the campaign third among all Crimson skaters in goals, assists and points ... Scored a hat-trick on 3/17 ... Tallied three straight multi-point outings from 3/10 to 3/17 (4+5) and from 12/03 to 1/16 (3+4) ... Recorded a season-high four points (1+3) on 3/10 ... Had a season-long six-game point streak (4+5) from 2/3 to 2/17 ... Named a Walter Brown Award semifinalist ... Earned an ECAC Hockey All-Tournament team selection **2015-16:** Dressed in 27 games in his junior season at Harvard, recording 19 points (10+9) ... Set a career-high with three assists vs. Dartmouth on 11/01 ... Had six points (3+3) during ECAC quarterfinals series from 3/11 to 3/12 **2014-15:** Recorded 18 points (8+10) in 21 games for Harvard as a sophomore ... Recorded three points (1+2) in his return from injury on 12/5 ... Totaled eight points (3+5) in six games from 2/23 to 3/13 **2013-14:** Played in 31 games during his freshman campaign at Harvard, registering 20 points (6+14) ... Had a team-best five-game point streak from 2/7 to 2/21, totaling five points (1+4) over that span ... Scored his first collegiate goal as part of a multi-point game on 11/16 ... Led all Harvard skaters in assists (13) and led all rookies in points (19) ... Named Ivy League Co-Rookie of the Year **2012-13:** Played for the USA Under-18 team, collecting five goals and eight assists for 13 points **INTERNATIONAL:** Won a silver medal with Team USA while competing at the 2013 IIHF World U-18 Hockey Championship in Sochi, Russia ... Recorded one assist in four games for Team USA at the 2012 Ivan Hlinka Memorial Tournament.

### CAREER STATS | REGULAR SEASON

YEAR	TEAM	LEAGUE	GP	G	A	PTS	PIM	GP	G	A	PTS	PIM
2012-13	USNDTP	USHL	15	5	8	13	17	--	--	--	--	--
2013-14	Harvard University	ECAC	31	6	14	20	16	--	--	--	--	--
2014-15	Harvard University	ECAC	21	8	10	18	12	--	--	--	--	--
2015-16	Harvard University	ECAC	27	10	9	19	8	--	--	--	--	--
2016-17	Harvard University	ECAC	36	18	24	42	16	--	--	--	--	--
	Buffalo	NHL	1	0	0	0	0	--	--	--	--	--
2017-18	Rochester	AHL	73	12	10	22	29	3	0	2	2	0
2018-19	Rochester	AHL	38	4	9	13	4	--	--	--	--	--
2019-20	Rochester	AHL	58	12	18	30	26	--	--	--	--	--
2020-21	Nashville	NHL	1	0	1	1	2	--	--	--	--	--
	Chicago	AHL	23	5	10	15	38	--	--	--	--	--

### Amerks Totals

### NHL Totals

### AHL Totals

### College Totals

### Junior Totals

### Pro Totals

169	28	37	65	59	3	0	2	2	0
2	0	1	1	2	--	--	--	--	--
192	33	47	80	97	3	0	2	2	0
115	42	57	99	52	--	--	--	--	--
60	19	16	35	102	2	0	2	2	2
194	33	48	81	99	3	0	2	2	0



# 2021-22 ROCHESTER AMERICANS

## The Players



**MICHAEL MERSCH** | LEFT WING | Shoots Left | **TEAM CAPTAIN**

**28**

Born **October 2, 1992**

6-2 | 216 lbs. | Park Ridge, Illinois



**ACQUIRED** Signed a two-year American Hockey League contract with the Rochester Americans on August 4, 2021.

**DRAFTED** Los Angeles Kings' fourth-round selection (110th overall) in 2011.

### LAST SEASON

**2020-21:** Tied for second among all Rochester Americans (AHL) skaters with 19 points while scoring the third-most goals (8) in 28 games ... Appeared in his 400th AHL game at Syracuse on 5/01 ... Closed out the month of April with a team-high nine points (5+4) in 11 games ... Tallied a season-high four points on two goals and two assists against Utica on 4/23, marking his first four-point effort since a career-best five-point outing on March 27, 2015 ... Had a four-game point streak (1+4) from 2/20 to 3/03 ... Scored his first goal as an Amerk while appearing in his 400th professional game at Syracuse on 3/01 ... Collected the 250th point of his pro career with his first of two assists at Utica on 2/26 ... Recorded his first point as an Amerk with an assist at Syracuse on 2/20 ... Made his Amerks debut against Syracuse on 2/10.

### CAREER HIGHLIGHTS

**2019-20:** 2019-20: During his second and final season with the Texas Stars (AHL), finished third among all Stars forwards in both goals (14) and power-play goals (5) while having the fourth-most points (27) in 61 games ... Tallied three multi-point efforts over the shortened season while two were three-point efforts ... Produced a season-high one goal and two assists versus Rockford (11/23) and then again on 12/06 at Wilkes-Barre/Scranton **2018-19:** Topped all Texas skaters with a career-high 207 shots during his first season with the Stars while ranking second in both goals (23) and power-play goals (9) in 68 games ... He reached the 20-goal mark and 40-point plateau for the fourth time in his pro career ... Registered nine multi-point outings during the campaign, which included a season-high three points on a goal and two assists on 2/12 at Rockford ... Had at one shot on net in all but three games during the slate and posted a season-high seven versus Iowa on 10/19 **2017-18:** In his third year with the Ontario Reign (AHL), led the team with 21 goals, 10 of which were on the man-advantage, and 49 points in 65 games ... Tallied one goal and two assists for three points in four postseason contests ... Chipped in 11 points (2+9) from 3/17 to 4/04, which included three multi-point performances over a four-game span ... Had a career-high eight shots ... Served as alternate captain **2016-17:** During his second season with Ontario, notched 33 points (17+16) in 48 contests ... He also added three assists in five playoff games with the Reign ... Totaled eight points (4+4) from 3/11 to 3/25 ... Began the month of October by producing six points (3+3) over the first six games from 10/15 to 10/30 ... Served as alternate captain **2015-16:** Combined for 36 points (17+19) in 69 games between the Los Angeles Kings (NHL) and Ontario ... Also notched two goals and four assists in 13 postseason contests with the Reign ... His six points in the playoffs were tied for second-most among all Ontario skaters ... In Game 4 of the Western Conference Finals, had a goal and matched a career-high eight shots on goal against Lake Erie on 5/26 ... Capped off a three-game scoring stretch with two goals and one assist for three points on 5/05 versus San Diego ... Scored one goal while adding two assists in 17 contests with Los Angeles ... Scored his first-career NHL point/goal in Edmonton on 12/29 ... Made his NHL debut on 12/11 at Pittsburgh ... Named to the AHL All-Star team **2014-15:** Was one of two Manchester Monarchs (AHL) to appear in all 76 games while tying for the team-lead in goals (22) and fourth in points (45) ... Helped the Monarchs claim the Calder Cup as he topped all Manchester skaters with 13 goals and 22 points in 18 contests ... Recorded seven multi-point games during the playoffs, which included a hat-trick on 5/23 against Harford after posting a pair of tallies on 5/21 ... Posted a career-high five points on three goals and two assists versus Hershey on 3/27 ... It marked his first career three-goal outing ... Was named AHL Rookie of the Month in March as he recorded 14 points (6+8) in 13 games **2013-14:** Turned pro after a four-year collegiate career at the University of Wisconsin (Big-10), where he finished with 115 points on 67 goals and 53 assists in 157 games ... Played in every game during his four-year career ... Was named an AHCA West Second-Team All-American and an All-Big Ten First Team selection ... Was the Badgers first two-time 20-goal scorer since 2005-06 as he had a team-high 22 goals in 37 games as a senior ... Tied for fourth among Big Ten skaters in all games with 35 points ... Was the first player in school history that led the team in power-play goals (10) for three straight seasons ... In less than a week after making his pro/AHL debut on 4/04 against Harford, he recorded his first-career point on an assist the next night versus Portland and then scored his first goal on 4/09 as part of a two-goal outing in Portland **2012-13:** Led all Wisconsin skaters with 23 goals and 36 points in 42 games ... Accounted for 20.5 percent of the team's goals, the fourth player in school history to post at least 20 percent of a team's tallies for a season (Jake Dowell - 2006-07; Rene Bourque - 2002-03; Mark Johnson - 1977-78) ... Had a team-high six power-play goals, four game-winning goals and three game-tying tallies ... Named to the WCHA All-Academic and All-Big Ten Teams **2011-12:** Recorded 30 points on 14 goals and 16 goals while appearing in all 37 games during his second season with Wisconsin ... His 14 goals, 16 assists and 30 points were a then a career-high ... His 14 goals were second-most on the team and seven power-play tallies tied for the team-lead **2010-11:** As a freshman with the Badgers, led all first-year players with eight goals in 41 contests ... Named team's Dr. Joseph Coyne Most Consistent Player **2009-10:** Combined to notched eight points on four goals and four assists in 26 games with the U.S. National U18 and U17 teams **2008-09:** Finished fourth in both goals (15) and points (28) while skating in all 42 games with the US National Development U18 team ... Also added seven points (5+2) in nine postseason contests ... Notched season-best two goals and two assists on 2/15 versus Motor City **INTERNATIONAL:** Competed as a member of the U.S. Under-17 Select Team at the 2008 Under-17 Five Nations Tournament in Prievidza, Slovakia, where his four points in four games ranked second on the team.



# 2021-22 ROCHESTER AMERICANS

## The Players

**MICHAEL MERSCH** | LEFT WING | Shoots Left | *Continued*


### CAREER STATS | REGULAR SEASON

YEAR	TEAM	LEAGUE	GP	G	A	PTS	PIM	GP	G	A	PTS	PIM
2008-09	USNTDP (U-18)	NAHL	42	15	13	28	50	9	5	2	7	4
2009-10	USNTDP (U-18)	USHL	22	3	4	7	18	--	--	--	--	--
	USNTDP (U-17)	USHL	4	1	0	1	4	--	--	--	--	--
2010-11	Univ. of Wisconsin	WCHA	41	8	11	19	32	--	--	--	--	--
2011-12	Univ. of Wisconsin	WCHA	37	14	16	30	37	--	--	--	--	--
2012-13	Univ. of Wisconsin	WCHA	42	23	13	36	22	--	--	--	--	--
2013-14	Univ. of Wisconsin	Big-10	37	22	13	35	18	--	--	--	--	--
	Manchester	AHL	7	2	1	3	2	4	0	1	1	2
2014-15	Manchester	AHL	76	22	23	45	25	18	13	9	22	8
2015-16	Los Angeles	NHL	17	1	2	3	0	--	--	--	--	--
	Ontario	AHL	52	24	19	43	26	13	2	4	6	4
2016-17	Ontario	AHL	48	16	17	33	46	5	0	3	3	0
2017-18	Ontario	AHL	65	21	28	49	16	4	1	2	3	2
2018-19	Texas	AHL	68	23	22	45	36	--	--	--	--	--
2019-20	Texas	AHL	61	14	13	27	53	--	--	--	--	--
2020-21	Rochester	AHL	28	8	11	19	24	--	--	--	--	--
<b>Amerks Totals</b>			<b>28</b>	<b>8</b>	<b>11</b>	<b>19</b>	<b>24</b>	--	--	--	--	--
<b>NHL Totals</b>			<b>17</b>	<b>1</b>	<b>2</b>	<b>3</b>	<b>0</b>	--	--	--	--	--
<b>AHL Totals</b>			<b>405</b>	<b>130</b>	<b>134</b>	<b>264</b>	<b>228</b>	<b>44</b>	<b>16</b>	<b>19</b>	<b>35</b>	<b>16</b>
<b>College Totals</b>			<b>157</b>	<b>67</b>	<b>53</b>	<b>120</b>	<b>109</b>	--	--	--	--	--
<b>Junior Totals</b>			<b>236</b>	<b>60</b>	<b>68</b>	<b>128</b>	<b>437</b>	<b>41</b>	<b>9</b>	<b>9</b>	<b>18</b>	<b>85</b>
<b>Pro Totals</b>			<b>422</b>	<b>131</b>	<b>136</b>	<b>267</b>	<b>228</b>	<b>44</b>	<b>16</b>	<b>19</b>	<b>35</b>	<b>16</b>



# 2021-22 ROCHESTER AMERICANS

## The Players



**BRETT MURRAY** | LEFT WING | Shoots Left |

**81**

Born **July 20, 1998**  
6-5 | 228 lbs. | Bolton, Ontario



**ACQUIRED** Buffalo Sabres' fourth-round selection (99th overall) in the 2016 NHL Draft. Signed a two-year, entry-level NHL contract with Buffalo on July 31, 2020.

### LAST SEASON

**2020-21:** Combined to play in 29 games between the Buffalo Sabres (NHL) and Rochester Americans (AHL) ... Was the seventh different player to make his NHL debut for the Sabres during the season, recording one shot over 11:10 of ice time in Buffalo's 8-4 loss at Pittsburgh on 5/06 ... Earned his first-ever NHL recall from the Sabres on 3/25 ... Finished the campaign as the Rochester's scoring champion as the team's point-getter with 20 points (9+11) in 27 games after recording an assist in the 2-1 season-ending win over Utica on 5/16 ... Ranked second on the team with nine goals, matching the total from his rookie season in 30 fewer games ... Six of his nine goals came on the power-play, a team-best ... Had three goals and seven points over his last 11 games ... Recorded the first three-point game of his career with two goals and an assist – all of which came in the first period – in the 5-3 win at Syracuse on 4/03 ... Had two points (1+1) in the 3-2 win at Syracuse on 2/20.

### CAREER HIGHLIGHTS

**2019-20:** Enjoyed a breakout rookie season with Rochester, recording 24 points on nine goals and 15 assists in 55 games ... Ranked second among all Amerks rookies and finished eighth overall in team scoring ... Recorded his first multi-goal game (2+0) in the 3-2 win at Binghamton on 2/01 ... Collected two assists against Syracuse on 1/31 ... Totaled seven points (1+6) over a season-long five-game point streak from 11/16 to 11/30 to close out the month of November ... Tallied his second multi-point effort in three games with a pair of assists at Utica on 11/16 ... Notched his first multi-point game with two assists in the 4-3 win over Syracuse on 11/13 ... Had a three-game point streak (1+2) from 10/30 to 11/02 ... Scored his first pro goal in the 5-1 win over Hershey on 10/23 ... Recorded his first pro point with an assist in his professional debut at Utica on 10/19 **2018-19:** Returned to the Youngstown Phantoms of the USHL, recording 76 points on 41 goals and 35 assists in 62 games ... Led the USHL in goals and ranked second in points, earning a selection on the USHL First All-Star Team ... Added one goal in two playoff contests **2017-18:** Notched six points (1+5) in 21 games during his sophomore season at Penn State University (Big-10) ... Tallied an assist in a 5-3 victory over No. 11 Minnesota during the Big Ten Tournament Quarterfinals on 3/02 ... Picked up an assist in game one and scored his first career goal in game two of the weekend split at Arizona State (11/17-11/18) ... Recorded an assist in a 5-3 loss at Notre Dame on 11/10 ... Registered his first assist of the season during a 7-5 victory over AIC on 10/19 **2016-17:** Joined Penn State in January and then skated in 12 games, registering one assist ... Helped the Nittany Lions claim the Big-10 Conference championship and later the program's first-ever NCAA Tournament appearance ... Recorded his first assist in a 5-2 victory over Michigan State on 1/13 ... Began the season with Youngstown Phantoms of the USHL, scoring seven goals with 13 assists for 20 points **2015-16:** Honored with the CCHL Top Prospect Award after recording 32 assists and 14 goals, which ranked fourth and sixth, respectively, among all Carleton Place skaters in 48 games ... Named to the CCHL All-Rookie Team ... Helped the Canadians capture the league's championship after producing 13 points (5+8) in 16 postseason appearances.

CAREER STATS   REGULAR SEASON								PLAYOFFS				
YEAR	TEAM	LEAGUE	GP	G	A	PTS	PIM	GP	G	A	PTS	PIM
2015-16	Carleton	CCHL	48	14	32	46	16	16	5	8	13	4
2016-17	Youngstown	USHL	27	7	13	20	22	--	--	--	--	--
	Penn State Univ.	Big-10	12	0	1	1	4	--	--	--	--	--
2017-18	Penn State Univ.	Big-10	21	1	5	6	23	--	--	--	--	--
2018-19	Youngstown	USHL	62	41	35	76	35	2	1	0	1	0
2019-20	<b>Rochester</b>	<b>AHL</b>	<b>55</b>	<b>9</b>	<b>15</b>	<b>24</b>	<b>10</b>	--	--	--	--	--
2020-21	Buffalo	NHL	2	0	0	0	0	--	--	--	--	--
	<b>Rochester</b>	<b>AHL</b>	<b>27</b>	<b>9</b>	<b>11</b>	<b>20</b>	<b>23</b>	--	--	--	--	--
<b>Amerks/AHL Totals</b>			<b>82</b>	<b>18</b>	<b>26</b>	<b>44</b>	<b>33</b>	--	--	--	--	--
<b>NHL Totals</b>			<b>2</b>	<b>0</b>	<b>0</b>	<b>0</b>	<b>0</b>	--	--	--	--	--
<b>College Totals</b>			<b>33</b>	<b>1</b>	<b>6</b>	<b>7</b>	<b>27</b>	--	--	--	--	--
<b>Junior Totals</b>			<b>137</b>	<b>62</b>	<b>80</b>	<b>142</b>	<b>73</b>	<b>18</b>	<b>6</b>	<b>8</b>	<b>14</b>	<b>4</b>
<b>Pro Totals</b>			<b>84</b>	<b>18</b>	<b>26</b>	<b>44</b>	<b>33</b>	--	--	--	--	--



# 2021-22 ROCHESTER AMERICANS

## The Players



**ANDREW OGLEVIE** | RIGHT WING | Shoots Right |

**15**

Born **February 16, 1995**

5-10 | 176 lbs. | Fullerton, California



**ACQUIRED** Signed a two-year, entry-level NHL contact as an undrafted free agent with the Buffalo Sabres on April 11, 2018. Re-signed a two-year, two-way deal with Buffalo on October 1, 2020.

### LAST SEASON

**2020-21:** Contributed three goals and four assists for seven points in 12 contests during his third season with the Rochester Americans (AHL) ... Missed the last 14 games (4/09-5/16) due to injury ... Assisted on both Amerks goals in the 6-2 loss against Syracuse on 4/02 ... Named an alternate captain on 2/04.

### CAREER HIGHLIGHTS

**2019-20:** Tied for the team lead in goals (15) and finished fourth in scoring with 29 points in 55 games with the Amerks ... Set career-highs in all offensive categories, including 14 assists, while nearly tripling his offensive output from his rookie season ... Tied for fifth in the AHL with a team-high six game-winning goals ... Notched Rochester's lone hat trick of the season ... Had a three-game point streak (3+1) from 1/24 to 1/31 ... Recorded an assist in his return to the lineup against Belleville on 1/10 ... Missed the previous seven games (12/21-1/08) due to injury ... Became the first Amerk this season to reach the 10-goal mark with the game-winner against Wilkes-Barre/Scranton on 12/11 ... Closed out November with 10 points (7+3) over a career-long seven-game point streak from 11/13 to 11/30, including goals in five of six games over that span ... Notched his first career hat trick by scoring all three goals in the 3-2 win at Cleveland on 11/30 ... Scored once in each period while single-handedly outscoring the Monsters and extending Rochester's point streak to 10 straight games ... Netted the game-winner 56 seconds into overtime to cap a two-point night in a 3-2 win over Cleveland on 11/15 ... Recorded his first multi-assist game with a pair of assists in the 5-1 win over Hershey on 10/23 **2018-19:** Produced five goals and five assists in 28 during an injury-riddled rookie season with Rochester ... Missed all three games of the North Division Semifinals against Toronto and missed the final 11 games of the regular season due to injury ... Had nine points (4+5) over his last 11 games, including three multi-point efforts, dating back to 2/17 ... Netted the game-winner in the 5-3 win at Syracuse on 3/02 ... Recorded his first pro multi-point game with a goal and an assist and was named the game's first star in a 5-1 win over Binghamton on 2/17 ... Had one shot in his return to the lineup against Syracuse on 2/15 ... Missed 29 games (12/01-2/12) due to injury ... Scored his first pro goal in a 3-2 overtime win over Syracuse on 11/09 ... Returned to the lineup against Hershey on 11/02 ... Missed six games (10/14-10/27) due to injury ... Made his professional debut against Charlotte on 10/05 **2017-18:** Led all Norte Dame (Big-10) players in both goals (15) and power-play markers (9) while his 39 points (15+24) ranked second on the club during his junior season ... Finished his collegiate career by helping the Fighting Irish to a 2018 Big-10 championship and paced all NCAA players with seven points (3+4) in four games in the 2018 NCAA Tournament, leading Notre Dame to the championship game and earning All-Tournament Team honors ... Tied his career-high with three assists on 1/27 ... Scored the only goal in a 2-1 loss in the National Championship game on 4/07 against University of Michigan ... Named to the Academic All-Big-10 Team and received the Brian Walsh Offensive Player of the Year Award ... Served as alternate captain **2016-17:** Appeared in all 40 games with the Irish, ranking third on the team with a collegiate career-high 41 points (21+20) ... His 21 goals were tied for the most among all Norte Dame skaters ... Scored the overtime game-winner to lift the Irish to a 3-2 win, which sent Notre Dame to the Frozen Four on 3/26 versus UMass-Lowell ... Named to the 2017 NCAA Northeast Regional All-Tournament Team and was named the Monogram Club's Most Improved Player **2015-16:** During his first season with the Irish, played in 31 games totaling five goals and four assists for nine points ... Booked his first career goal – and first career game-winner – on 11/16 at Arizona State **2014-15:** Led all Cedar Rapids RoughRiders (USHL) players with a career-best 32 assists while his 53 points and five game-winning goals were both second-most on the team ... Registered 16 multi-point performances, which featured a personal-long 10-game point streak (9+7) from 1/02 to 1/31 ... Produced a pair of four-point outings ... Skated in three playoff games, recording 10 shots **2013-14:** Totaled 28 points (12+16) in 49 contests with the RoughRiders ... Collected eight points (2+6) in six straight games from 3/12 to 3/22 ... Dressed in four postseason games, adding a pair of goals and one assist **2012-13:** Skated in a career-high 60 contests with Cedar Rapids while contributing nine goals and 11 assists ... Recorded a goal and assist in back-to-back games (3/01 and 3/02) **2011-12:** In first season of juniors with the RoughRiders, contributed six goals and seven assists in 52 games ... Notched his first-career multi-goal (and first overall goal) of his USHL career on 11/24 when he scored a pair of goals ... Produced his first point/assist on 10/15 after making his juniors debut on 10/07.

### CAREER STATS | REGULAR SEASON

YEAR	TEAM	LEAGUE	GP	G	A	PTS	PIM	GP	G	A	PTS	PIM
2011-12	Cedar Rapids	USHL	52	6	7	13	6	--	--	--	--	--
2012-13	Cedar Rapids	USHL	60	9	11	20	10	--	--	--	--	--
2013-14	Cedar Rapids	USHL	49	12	16	28	12	4	2	1	3	0
2014-15	Cedar Rapids	USHL	50	21	32	53	26	3	0	0	0	0
2015-16	Notre Dame	H-East	31	5	4	9	8	--	--	--	--	--
2016-17	Notre Dame	H-East	40	21	20	41	10	--	--	--	--	--
2017-18	Notre Dame	Big-10	36	15	24	39	18	--	--	--	--	--
2018-19	Rochester	AHL	28	5	5	10	2	--	--	--	--	--



# 2021-22 ROCHESTER AMERICANS

## The Players

**ANDREW OGLEVIE** | RIGHT WING | Shoots Right | *Continued*

CAREER STATS   REGULAR SEASON								PLAYOFFS				
YEAR	TEAM	LEAGUE	GP	G	A	PTS	PIM	GP	G	A	PTS	PIM
2019-20	Rochester	AHL	55	15	14	29	14	--	--	--	--	--
2020-21	Rochester	AHL	12	3	4	7	10	--	--	--	--	--
Amerks/AHL Totals			95	23	23	46	26	--	--	--	--	--
College Totals			107	41	48	89	36	--	--	--	--	--
Junior Totals			211	48	66	114	54	7	2	1	3	0
Pro Totals			95	23	23	46	26	--	--	--	--	--



# 2021-22 ROCHESTER AMERICANS

## The Players



**MATEJ PEKAR** | CENTER | Shoots Left |

**12**

Born **February 2, 2000**

6-1 | 185 lbs. | Turnov, Czech Republic



**ACQUIRED** Buffalo Sabres' fourth-round selection (94th overall) in the 2018 NHL Draft. Signed a three-year, entry-level NHL contract with Buffalo on October 17, 2018.

### LAST SEASON

**2020-21:** Led all Rochester Americans (AHL) skaters and finished second among all AHL rookies with 50 penalty minutes while registering six points (1+5) in 25 games ... Shared Most Improved Player award with fellow rookie Dominic Franco ... Had six points (1+5) in his last eight games ... Scored his first pro goal in the 3-1 win at Syracuse on 5/01 ... Notched the first two points of his pro career with a two-assist effort at Cleveland on 4/19 ... Recorded one shot in his professional debut against Utica on 2/05.

### CAREER HIGHLIGHTS

**2019-20:** Totaled 63 points (28+35) in a combined 51 appearances between the Barrie Colts (OHL) and Sudbury Wolves (OHL) ... Recorded 15 multi-point outings, including four hat tricks and three different five-point efforts ... Finished the season fifth in scoring among all Sudbury skaters, third in goals (28) and fifth in assists (35) after being acquired by the Wolves midseason ... Added 16 points on the power-play with 12 assists, good for fourth on the team in that category ... Concluded the regular season with one goal and four assists in the season-ending 8-0 rout of Kingston on 3/08 ... Netted two hat tricks in four games, both on the road at Niagara on 2/16 and at Barrie on 2/08 ... Posted a season-high five assists and was plus-four in the 8-2 win over North Bay on 1/10 ... Dealt to Sudbury midseason and tallied an assist in his Wolves debut in the 4-0 win over his former team at Barrie on 1/09 ... Closed out the month of October on a season-long five-game point streak from 10/18 to 10/30, collecting 11 points (5+6) over that span ... Picked up his second hat trick of the season as part of a five-point night (3+2) at Sault Ste. Marie on 10/19 ... Notched his third multi-goal outing through his first five games of the season with a pair of tallies at Sarnia on 10/04 ... Scored his first of four hat tricks on the season and added an assist for four points in the 6-2 win over London on 9/21

**2018-19:** Appeared in 33 games for the Barrie Colts (OHL), recording 36 points on 14 goals and 22 assists ... Finished sixth on the team in scoring despite only playing half the season due to injury ... Led all Barrie skaters with four shorthanded goals and added three power-play tallies ... Tied for fourth on the team with a plus-seven rating and fifth with 111 shots ... Posted 10 multi-point efforts ... Factored in on all three goals for his fifth three-point outing (2+1) of the season in a 3-2 win at Kingston on 1/06 ... Recorded a season-high three assists at Erie on 11/22 ... Opened the campaign with a season-long six-game point streak (5+5), including a pair of three-point efforts ... Scored twice with one assist in a 9-2 season-opening win over Owen Sound on 9/20

**2017-18:** Led all Muskegon Lumberjacks (USHL) with 40 assists in 54 games during his first season with the club ... Ranked second on the team with 54 points and his 40 assists, which paced all the USHL rookies, tied for fourth in the league ... Earned USHL Rookie of the Year honors and was named to the USHL All-Rookie Team ... Notched a pair of three-point games on a pair goals and one assist (2/04 and 1/15) ... Scored his first USHL goal as part of a three-game point streak on 10/28 vs. Youngstown ... Made his USHL debut on 10/06 against Lincoln and earned his first two-assist outing on 10/07 at Des Moines

**INTERNATIONAL:** Represented his native Czech Republic at the 2020 and 2019 World Junior Championships ... Notched one assist at the 2020 event, which was held in Czech Republic ... Helped the Czech Republic to silver medals at both the 2018 IIHF World U-18 Championship and the 2017 Ivan Hlinka Memorial Tournament ... Tallied five points (1+4) in six games at the 2017 event.

### CAREER STATS | REGULAR SEASON

REGULAR SEASON								PLAYOFFS				
YEAR	TEAM	LEAGUE	GP	G	A	PTS	PIM	GP	G	A	PTS	PIM
2017-18	Muskegon	USHL	56	14	40	54	36	--	--	--	--	--
2018-19	Barrie	OHL	33	14	22	36	38	--	--	--	--	--
2019-20	Barrie	OHL	26	16	13	29	65	--	--	--	--	--
	Sudbury	OHL	25	12	22	34	25	--	--	--	--	--
2020-21	Liberec	Czech	13	1	3	4	24	--	--	--	--	--
	Rochester	AHL	25	1	5	6	50	--	--	--	--	--
<b>AHL/ Amerks Totals</b>			<b>25</b>	<b>1</b>	<b>5</b>	<b>6</b>	<b>50</b>	<b>--</b>	<b>--</b>	<b>--</b>	<b>--</b>	<b>--</b>
<b>European Totals</b>			<b>13</b>	<b>1</b>	<b>3</b>	<b>4</b>	<b>24</b>	<b>--</b>	<b>--</b>	<b>--</b>	<b>--</b>	<b>--</b>
<b>Junior Totals</b>			<b>140</b>	<b>56</b>	<b>97</b>	<b>153</b>	<b>164</b>	<b>--</b>	<b>--</b>	<b>--</b>	<b>--</b>	<b>--</b>
<b>Pro Totals</b>			<b>38</b>	<b>2</b>	<b>8</b>	<b>10</b>	<b>74</b>	<b>--</b>	<b>--</b>	<b>--</b>	<b>--</b>	<b>--</b>



# 2021-22 ROCHESTER AMERICANS

## The Players



**JJ PETERKA** | RIGHT WING | Shoots Left |

**77**

Born **January 14, 2002**

5-11 | 192 lbs. | Muenchen, Germany



**ACQUIRED** Buffalo Sabres' second-round selection (34th overall) in the 2020 NHL Draft. Signed a three-year, entry-level National Hockey League contract with the Buffalo Sabres on June 11, 2021.

### LAST SEASON

**2020-21:** Tallied 20 points (9+11), which tied for sixth on the team, in 30 games with Red Bull München of the DEL in Germany ... While on a loan with Salzburg EC of Austria, he registered seven goals and nine assists for 16 points in 12 contests.

### CAREER HIGHLIGHTS

**2019-20:** As a 17-year-old, he made his professional debut with Red Bull, recording 11 points (7+4) in 42 contests **INTERNATIONAL:** Represented his native country at the 2021 IIHF World Championship, where he scored one goal in six games for the German national team ... Produced 10 points (4+6) in five games at the 2021 IIHF World Junior Championship, which tied for third in tournament scoring ... Recorded six points (4+2) in seven games for Germany at the 2020 IIHF World Junior Championship ... Notched eight points (2+6) in five games at the 2019 IIHF U18 World Championship.


### CAREER STATS | REGULAR SEASON

YEAR	TEAM	LEAGUE	GP	G	A	PTS	PIM	PLAYOFFS				
								GP	G	A	PTS	PIM
2019-20	Munich	DEL	42	7	4	11	14	--	--	--	--	--
2020-21	Munich	DEL	30	9	11	20	8	--	--	--	--	--
	Salzburg	Austria	12	7	9	16	12	--	--	--	--	--
European Totals			84	23	24	57	34	--	--	--	--	--
Pro Totals			84	23	24	57	34	--	--	--	--	--



# 2021-22 ROCHESTER AMERICANS

## The Players



**ETHAN PROW** | DEFENSE | Shoots Right | Alternate Captain

**7**

Born **November 17, 1992**

5-11 | 182 lbs. | Sauk Rapids, Minnesota



**ACQUIRED** Signed a one-year NHL contract as an undrafted free agent with the Buffalo Sabres on July 29, 2021.

### LAST SEASON

**2020-21:** Ranked third among all Munich (DEL) defensemen in points (20), assists (16) and goals (4) in 26 games while on a loan from the Florida Panthers (NHL).

### CAREER HIGHLIGHTS

**2019-20:** Led all Springfield Thunderbirds (AHL) defensemen with nine goals and .76 points-per-game in 42 games while his 32 points and 27 assists were second and third, respectively **2018-19:** Topped all Wilkes-Barre/Scranton Penguins (AHL) skaters with a career-high 50 points on 18 goals and 32 assists while skating in 74 games ... His 50 points were tied for third in the AHL amongst all AHL defensemen ... Scored his 10th goal in his 30th game of the season, to become the fastest Penguin defenseman to reach the mark since Ross Lupaschuk (26, 2002-03) ... Had a 10-game point streak from 1/05 to 2/02, picking up 12 points (5+7) ... Represented the Penguins at the 2019 AHL All-Star Classic in Utica, N.Y. ... Named to the AHL's Second All-Star Team **2017-18:** Spent much of the season with Wilkes-Barre/Scranton, recording four goals and 13 assists for 17 points in 40 games ... Appeared in postseason games with the Penguins ... Also dressed in three contests with the Wheeling Nailers of the ECHL **2016-17:** In 59 games as a rookie with the Penguins, scored once and added 15 assists ... Scored one goal in five Calder Cup Playoff games ... Notched a pair of assists in his only contest with Wheeling **2015-16:** Finished a four-year collegiate career at St. Cloud State University (NCHC) with 99 points (19+80) in 149 games ... Owns St. Cloud State's program record for career assists for a defenseman (80) and is second all-time for the Huskies in career points for a defenseman (99) ... Recorded collegiate career-highs in goals (8), assists (30), and points (38) as a senior while helping the program to an NCHC Championship ... His 38 points were the most of all NCAA defensemen and his 30 assists tied St. Cloud State's program record for a single season (Bret Hedican) ... Registered one goal in a brief five-game stint with Wilkes-Barre/Scranton ... Also appeared in a pair of Calder Cup Playoff games ... Hobey Baker finalist ... Named NCHC Player of the Year while also earning NCHC All-Academic Team honors ... Served as team captain **2014-15:** Finished the season with 23 points (4+19) in 35 games for the second consecutive season ... All-NCHC Academic team award winner and named to the 2015 NCAA West Region All-Tournament team ... Served as team captain **2013-14:** Scored four goals and 19 assists for 23 points in 38 games with the Huskies ... All-NCHC Academic team award winner **2012-13:** Produced 15 points (3+12) and added 28 blocked shots in 39 contests as a rookie while helping the Huskies capture the Penrose Cup as NCHC regular-season champions **2011-12:** Led all Des Moines Buccaneers (USHL) defensemen in points (24) and assists (22) in 59 games ... His 12 power-play assists topped Buccaneers' skaters and ranked eighth overall among all USHL defensemen **2010-11:** Tied for the team-lead in goals (8), assists (14) and points (22) among all Des Moines first-year skaters ... His eight goals and 22 points were second and fourth best in the USHL among rookies, respectively, while 14 assists were sixth-most.

### CAREER STATS | REGULAR SEASON

								PLAYOFFS				
YEAR	TEAM	LEAGUE	GP	G	A	PTS	PIM	GP	G	A	PTS	PIM
2010-11	Des Moines	USHL	59	8	14	22	28	--	--	--	--	--
2011-12	Des Moines	USHL	56	2	22	24	22	--	--	--	--	--
2012-13	St. Cloud State	NCHC	39	3	12	15	2	--	--	--	--	--
2013-14	St. Cloud State	NCHC	38	4	19	23	14	--	--	--	--	--
2014-15	St. Cloud State	NCHC	35	4	19	23	6	--	--	--	--	--
2015-16	St. Cloud State	NCHC	37	8	30	38	2	--	--	--	--	--
	W-B/Scranton	AHL	5	0	1	1	6	2	0	0	0	0
2016-17	W-B/Scranton	AHL	59	1	15	16	24	5	1	0	1	0
	Wheeling	ECHL	1	0	2	2	0	--	--	--	--	--
2017-18	W-B/Scranton	AHL	40	4	13	17	16	1	0	0	0	0
	Wheeling	ECHL	3	0	0	0	0	--	--	--	--	--
2018-19	W-B/Scranton	AHL	74	18	32	50	20	--	--	--	--	--
2019-20	Springfield	AHL	42	9	23	32	20	--	--	--	--	--
2020-21	Munich	DEL	26	4	16	20	4	--	--	--	--	--
<b>AHL Totals</b>			<b>220</b>	<b>32</b>	<b>84</b>	<b>116</b>	<b>88</b>	<b>8</b>	<b>1</b>	<b>0</b>	<b>1</b>	<b>0</b>
<b>ECHL Totals</b>			<b>4</b>	<b>0</b>	<b>2</b>	<b>2</b>	<b>0</b>	<b>--</b>	<b>--</b>	<b>--</b>	<b>--</b>	<b>--</b>
<b>European Totals</b>			<b>26</b>	<b>4</b>	<b>16</b>	<b>20</b>	<b>4</b>	<b>--</b>	<b>--</b>	<b>--</b>	<b>--</b>	<b>--</b>
<b>College Totals</b>			<b>149</b>	<b>19</b>	<b>80</b>	<b>99</b>	<b>24</b>	<b>--</b>	<b>--</b>	<b>--</b>	<b>--</b>	<b>--</b>
<b>Junior Totals</b>			<b>115</b>	<b>10</b>	<b>36</b>	<b>46</b>	<b>50</b>	<b>7</b>	<b>2</b>	<b>1</b>	<b>3</b>	<b>2</b>
<b>Pro Totals</b>			<b>250</b>	<b>36</b>	<b>102</b>	<b>138</b>	<b>92</b>	<b>8</b>	<b>1</b>	<b>0</b>	<b>1</b>	<b>0</b>



# 2021-22 ROCHESTER AMERICANS

## The Players



**JACK QUINN** | RIGHT WING | Shoots Right |

**22**

Born **September 19, 2001**  
6-0 | 185 lbs. | Ottawa, Ontario



**ACQUIRED** Buffalo Sabres' first-round selection (8th overall) in the 2020 NHL Draft. Signed a three-year, entry-level NHL contract with Buffalo on November 16, 2020.

### LAST SEASON

**2020-21:** Appeared in 20 games during his rookie season with the Rochester Americans (AHL), totaling seven points on three goals and four assists ... Underwent season-ending hernia surgery on 4/22 ... Finished the season with five points (1+4) over his final six games after collecting two assists against Cleveland on 4/15 ... Notched his first multi-point game with a goal and an assist in the 5-3 win at Syracuse on 4/03 ... Scored his first professional goal at Utica on 3/10 ... Recorded his first professional point with an assist and also scored the shootout-clinching goal in his pro debut against Utica on 2/18.

### CAREER HIGHLIGHTS

**2019-20:** Enjoyed a breakout year during his third season with the Ottawa 67's (OHL) as he recorded career-highs in goals (52), assists (37) and points (89) in 62 contests ... Ranked second in the Ontario Hockey League and topped all 67's skaters with 52 goals ... Became just the seventh player in league history to reach the 50-goal mark in his NHL Draft year ... Finished tied for eighth in the league with 89 points, which was third-best on Ottawa ... Of his 52 goals and 37 assists, 15 were scored on the powerplay and 16 added on the man advantage ... Nearly tripled his points per game from the 2018-19 season from 0.52 to 1.44 ... Closed out the season, recording 10 points (6+4) over the final seven outings from 2/25 to 3/10 ... Chipped a career-high six points on a goal and five assists on 2/09 versus North Bay ... Posted 16 points (13+3) from 12/06 to 1/10 ... Registered a career-high 11 shots on goal and chipped in three assists on 1/02 against Kingston **2018-19:** Recorded 12 goals and 20 assists for 32 points in 61 games during his second slate with the 67's ... Totaled seven points (3+4) in 18 postseason contests ... Notched 10 multi-point efforts over the season which included a season-high three-point outing on 11/16 at Soo ... Scored his first career goal as part of a two-point night versus Hamilton on 9/30 **2018-19:** Had one assist in eight games with Ottawa to begin his junior career while skating in two playoff matchups ... Recorded a pair of shots in his OHL postseason debut versus Hamilton on 3/28 ... Made his OHL debut on 12/14 at Peterborough and notched his first career point on an assist against the Petes that same night **2017-18:** Posted 21 goals and 25 assists for 46 points in only season with Kanata Lasers (CCHL) ... Added one assist in four playoff games ... Amassed 19 points (8+11) from 10/26 to 12/01, which featured a pair of goals and two assists on 11/16 versus Kemptville ... Recorded his first career hat trick against Kemptville on 10/01 ... Honored as the league's Rookie of the Year and was the recipient of the Top Prospect Award ... Was named to the CCHL All-Rookie Team **INTERNATIONAL:** Skated in seven games during Team Canada's second-place finish at the 2021 IIHF World Junior Championship, recording a goal and four assists.

### CAREER STATS | REGULAR SEASON

YEAR	TEAM	LEAGUE	GP	G	A	PTS	PIM	PLAYOFFS				
								GP	G	A	PTS	PIM
2017-18	Kanata	CCHL	49	21	25	46	24	4	0	1	1	0
	Ottawa	OHL	8	0	1	1	0	2	0	0	0	0
2018-19	Ottawa	OHL	61	12	20	32	23	18	3	4	7	0
2019-20	Ottawa	OHL	62	52	37	89	32	--	--	--	--	--
2020-21	Rochester	AHL	15	2	7	9	8	--	--	--	--	--
<b>Amerks/AHL Totals</b>			<b>15</b>	<b>2</b>	<b>7</b>	<b>9</b>	<b>8</b>	<b>--</b>	<b>--</b>	<b>--</b>	<b>--</b>	<b>--</b>
<b>Junior Totals</b>			<b>180</b>	<b>85</b>	<b>83</b>	<b>168</b>	<b>79</b>	<b>24</b>	<b>3</b>	<b>5</b>	<b>8</b>	<b>0</b>
<b>Pro Totals</b>			<b>15</b>	<b>2</b>	<b>7</b>	<b>9</b>	<b>8</b>	<b>--</b>	<b>--</b>	<b>--</b>	<b>--</b>	<b>--</b>



# 2021-22 ROCHESTER AMERICANS

## The Players



**MAT ROBSON** | GOALTENDER | Catches Left |

**32**

Born **March 26, 1996**  
6-3 | 190 lbs. | Toronto, Ontario



**ACQUIRED** Signed a one-year American Hockey League contract with the Rochester Americans on August 12, 2021.

### LAST SEASON

**2020-21:** Went 1-8-0 in nine appearances with the Strabing Tigers (DEL) ... In 466 minutes, he made 174 saves.

### CAREER HIGHLIGHTS

**2019-20:** In his first professional season, posted an 11-10-5 record in 26 contests with the Iowa Wild (AHL) ... Before the season was cut short due to the COVID-19 pandemic, his .901 save percentage and 2.97 goals-against average were ninth-best among all AHL rookie goaltenders while his 11 wins were tied for 11th ... Additionally, he was one of 12 rookies to record at least one shutout over the course of the campaign **2018-19:** Finished a two-year stint at the University of Minnesota (Big-10), where he produced 21-17-5 record in 45 games ... Set a new program record with a career save percentage of .924 while his career goals-against average of 2.57 ranked seventh ... In his second season with the Gophers, he led the Big-10 in saves (950), ranked second in games played (31) and was third in both wins (14) and save percentage (.921) ... Earned Minnesota's Tom Mohr Playoff Most Valuable Player Award ... Named to the All-Academic All-Big Ten Team ... Was a finalist for the Big-Ten Goaltender of the Year **2017-18:** Recorded a 7-5-1 record with two shutouts to go with a 2.11 goals-against average and a .933 save percentage in 14 appearances with Minnesota **2016-17:** Closed out his junior career by helping the Penticton Vees (BCHL) claim the 2017 British Columbia Hockey League (BCHL) Fred Page Cup to earn a spot in the 2017 Western Canada Cup ... Led the BCHL in regular-season wins (35), shutouts (6) and minutes (2,910) while finishing second in the league in goals-against average (1.94) and save percentage (.930) ... Honored as a BCHL First Team All-Star selection **2015-16:** Did not play **2014-15:** In 35 appearances with the Toronto Patriots (OJHL), posted 21-12-0 record with a .916 save percentage and a 2.50 goals-against average ... Also produced a 16-6 mark in 22 postseason games as well as a league-leading 1.77 goals-against average and .937 save percentage **2013-14:** During his second year with Lindsay Muskies (OJHL), he went 5-10-1 in 16 contests **2012-13:** As a rookie with Lindsay, he skated in six appearances going 2-3-0.

### CAREER STATS | REGULAR SEASON

YEAR	TEAM	LEAGUE	GP	MIN	GA	SO	W-L-OLT	SVS	SV%	GAA	GP	MIN	GA	SO	W-L	SVS	SV%	GAA
2012-13	Lindsay	OJHL	6	248	18	0	2-3-0	108	.857	4.36	--	--	--	--	--	--	--	--
2013-14	Lindsay	OJHL	16	923	66	0	5-10-1	557	.894	4.29	--	--	--	--	--	--	--	--
2014-15	Toronto	OJHL	35	1,944	81	2	21-12-0	888	.916	2.50	22	1,288	38	3	16-6	562	.937	1.77
2015-16	Did Not Play		--	--	--	--	--	--	--	--	--	--	--	--	--	--	--	--
2016-17	Penticton	BCHL	49	2,910	94	6	35-13-0	1,254	.930	1.94	21	1,305	48	1	12-9	555	.920	2.21
2017-18	U. of Minn.	Big-10	14	796	28	2	7-5-1	392	.933	2.11	--	--	--	--	--	--	--	--
2018-19	U. of Minn.	Big-10	31	1,768	82	0	14-12-4	950	.921	2.78	--	--	--	--	--	--	--	--
2019-20	Iowa	AHL	26	1,556	77	1	11-10-5	703	.901	2.97	--	--	--	--	--	--	--	--
2020-21	Straubing	DEL	9	466	28	0	1-8-0	174	.861	3.61	--	--	--	--	--	--	--	--
<b>AHL Totals</b>			<b>26</b>	<b>1,556</b>	<b>77</b>	<b>1</b>	<b>11-10-5</b>	<b>703</b>	<b>.901</b>	<b>2.97</b>	--	--	--	--	--	--	--	--
<b>European Totals</b>			<b>9</b>	<b>466</b>	<b>28</b>	<b>0</b>	<b>1-8-0</b>	<b>174</b>	<b>.861</b>	<b>3.61</b>	--	--	--	--	--	--	--	--
<b>College Totals</b>			<b>45</b>	<b>2,564</b>	<b>110</b>	<b>2</b>	<b>21-17-5</b>	<b>1,342</b>	<b>.924</b>	<b>2.57</b>	--	--	--	--	--	--	--	--
<b>Junior Totals</b>			<b>57</b>	<b>3,115</b>	<b>165</b>	<b>2</b>	<b>28-25-1</b>	<b>1,553</b>	<b>.904</b>	<b>3.17</b>	<b>43</b>	<b>2,593</b>	<b>86</b>	<b>4</b>	<b>28-15</b>	<b>1,117</b>	<b>.929</b>	<b>1.98</b>
<b>Pro Totals</b>			<b>35</b>	<b>2,022</b>	<b>105</b>	<b>1</b>	<b>12-18-5</b>	<b>877</b>	<b>.893</b>	<b>3.11</b>	--	--	--	--	--	--	--	--



# 2021-22 ROCHESTER AMERICANS

## The Players



**LUKAS ROUSEK** | RIGHT WING | Shoots Left |

**11**

Born **April 20, 1999**

5-11 | 171 lbs. | Ostrov nad Ohri, Czech Republic



**ACQUIRED** Buffalo Sabres' sixth-round selection (160th overall) in the 2019 NHL Draft. Signed a two-year, entry-level National Hockey League contract with the Buffalo Sabres on April 20, 2021.

### LAST SEASON

**2020-21:** Completed his fourth season with HC Sparta Praha of Czech Extraliga, the highest-level pro league in the Czech Republic ... Totaled 78 points on 32 goals and 46 assists in 161 games ... He also notched 12 points (4+8) in 15 playoff contests ... In his final year, he tallied a career-high 38 points (14+24), which ranked fourth on the club, in 49 games.

### CAREER HIGHLIGHTS

**2019-20:** In 52 contests with Sparta, matched a career-high 14 goals while also recording 15 assists for 29 points **2018-19:** Contributed four goals and five assists for nine points in 34 contests with Sparta ... Produced five points (2+3) in four playoff games with the club **2017-18:** Had a pair of assists in 26 games during his first season with Sparta **INTERNATIONAL:** Has represented the Czech Republic at the 2019, 2020 and 2021 IIHF World Championships.

### CAREER STATS | REGULAR SEASON

YEAR	TEAM	LEAGUE	REGULAR SEASON					PLAYOFFS				
			GP	G	A	PTS	PIM	GP	G	A	PTS	PIM
2017-18	Sparta	Czech	26	0	2	2	0	--	--	--	--	--
2018-19	Sparta	Czech	34	4	5	9	4	4	2	3	5	0
2019-20	Sparta	Czech	52	14	15	29	14	--	--	--	--	--
2020-21	Sparta	Czech	49	14	24	38	8	11	2	5	7	0
European Totals			161	32	46	78	26	15	4	8	12	0
Pro Totals			161	32	46	78	26	15	4	8	12	0



# 2021-22 ROCHESTER AMERICANS

## The Players



**ARTTU RUOTSALAINEN** | CENTER | Shoots Left |

**25**

Born **October 29, 1997**  
5-9 | 187 lbs. | Oulu, Finland



**ACQUIRED** Signed a three-year, entry-level NHL contract as an undrafted free agent with the Buffalo Sabres on March 8, 2019.

### LAST SEASON

**2020-21:** Finished the season with the Buffalo Sabres (NHL) after starting with the Rochester Americans (AHL) ... In 17 contests with the Sabres, registered five goals and an assist for six points while totaling 13 points (5+8) in 13 games with Rochester ... Began the season with Ilves Tampere in SM-liiga, leading the league with 16 goals and 27 points in just 19 games ... Notched his first NHL assist at Boston on 4/29 ... Tallied goals in back-to-back games against Boston on 4/22 and 4/23 ... Scored his first NHL goal in Buffalo's 5-3 win at Philadelphia on 4/11 ... Made his NHL debut against Washington on 4/09 ... Earned his first-ever NHL recall from the Buffalo Sabres on 4/05 ... Collected three points (1+2) – all in the first period – in 5-3 win at Syracuse on 4/03 ... Posted another four-game point streak (2+2) from 3/01 to 3/10, including goals in back-to-back games over that span ... Opened the AHL season with a point in each of his first four games (1+3), including an assist in the 4-3 shootout win over Utica on 2/18 ... Appeared in his 250th pro game against Syracuse on 2/10 ... Scored his first goal as an Amerk in his AHL debut against Utica on 2/05.

### CAREER HIGHLIGHTS

**2019-20:** Completed his third season with the Ilves Tampere of SM-liiga in Finland ... Finished second on the team with 15 goals and tied for second in scoring with a career-high 43 points in 44 games ... Ranked third among all Ilves skaters with 28 assists ... His 43 points tied for 18th among the league's top point-getters ... Scored seven power-play goals and had five game-winners ... Netted a hat trick and was plus-3 in the 5-2 win over Sport on 1/10 ... Capped a season-long five-game point streak (5+5) with a season-high four-point (1+3) effort in the 8-2 win over Pelicans on 1/18 ... Opened the month of October with three straight multi-point games, recording six points (2+4) over that span **2018-19:** Led all Ilves skaters and finished ninth in the league with a career-high 21 goals, including five on the power-play ... First on the team and 18th overall with 42 points in 59 games ... Tied for second on the team in assists (21) ... Averaged a point-per-game in the postseason, tying for the team lead with seven points (2+5) in seven playoff contests ... Collected three assists against Ässät on 3/12 ... Netted a hat trick, including the game-winning goal, in the 6-5 win over HIFK on 1/23 ... Began the month of December with seven points (2+5) in three games, including back-to-back three-point efforts ... Totaled five goals and seven points through his first seven games of the season **2017-18:** Notched 20 points (9+11) in 60 games during his first season with Ilves **2016-17:** Scored one goal in 34 appearances with Ässät **2015-16:** Made his SM-liiga debut with Ässät, scoring five goals and adding five assists for 10 points in 51 games ... Tied for seventh amongst all league rookies in goals and ranked 15th in points ... Tied for 18th among all first-year players in assists ... Tallied a season-high three points (1+2) in the 6-2 win over Ilves on 3/05 ... Collected his first multi-point effort with a goal and an assist against HIFK on 1/08 ... Closed out the month of November on a three-game point streak (2+1), including goals in back-to-back games ... Scored his first career goal against Blues on 11/24 ... Recorded his first point with an assist in the 4-3 win over Lukko on 11/21 ... Made his professional debut against Lukko on 9/11 **INTERNATIONAL:** Helped the Finns to a silver medal at the 2021 IIHF World Championship as he a four goals and one assist in 10 games ... Skated with the Finnish national team at the 2018 Karjala Tournament, held annually in Finland ... Appeared in six games while representing Finland at the 2017 IIHF World Junior Championship in Canada ... Won a silver medal with the Finnish national team at the U-18 World Championship in Switzerland in 2015, recording two assists in seven tournament games ... Served as team captain for Finland at the Ivan Hlinka Memorial Cup in 2014, scoring one goal and adding one assist in four games.

### CAREER STATS | REGULAR SEASON

CAREER STATS   REGULAR SEASON								PLAYOFFS				
YEAR	TEAM	LEAGUE	GP	G	A	PTS	PIM	GP	G	A	PTS	PIM
2012-13	Ässät Pori	Finland-Jr.	2	0	0	0	2	--	--	--	--	--
2013-14	Ässät Pori	Finland-Jr.	39	13	18	31	16	7	0	1	1	2
2014-15	Ässät Pori	Finland-Jr.	46	12	21	33	55	5	2	1	3	0
2015-16	Ässät Pori	SM-liiga	51	5	5	10	4	--	--	--	--	--
	Ässät Pori	Finland-Jr.	18	12	20	32	14	3	1	1	2	0
2016-17	Ässät Pori	SM-liiga	34	1	0	1	10	1	0	0	0	0
	Ässät Pori	Finland-Jr.	7	6	3	9	8	6	3	7	10	0
2017-18	Ilves Tampere	SM-liiga	60	9	11	20	12	--	--	--	--	--
2018-19	Ilves Tampere	SM-liiga	59	21	21	42	14	7	2	5	7	6
2019-20	Ilves Tampere	SM-liiga	44	15	28	43	14	--	--	--	--	--
2020-21	Ilves Tampere	SM-liiga	19	16	11	27	8	--	--	--	--	--
	Buffalo	NHL	17	5	1	6	8	--	--	--	--	--
	Rochester	AHL	13	5	8	13	2	--	--	--	--	--
<b>Amerks/AHL Totals</b>			<b>13</b>	<b>5</b>	<b>8</b>	<b>13</b>	<b>2</b>	<b>--</b>	<b>--</b>	<b>--</b>	<b>--</b>	<b>--</b>
<b>NHL Totals</b>			<b>17</b>	<b>5</b>	<b>1</b>	<b>6</b>	<b>8</b>	<b>--</b>	<b>--</b>	<b>--</b>	<b>--</b>	<b>--</b>
<b>European Totals</b>			<b>248</b>	<b>51</b>	<b>65</b>	<b>116</b>	<b>54</b>	<b>8</b>	<b>2</b>	<b>5</b>	<b>7</b>	<b>6</b>
<b>Junior Totals</b>			<b>112</b>	<b>43</b>	<b>62</b>	<b>105</b>	<b>95</b>	<b>21</b>	<b>6</b>	<b>10</b>	<b>16</b>	<b>2</b>
<b>Pro Totals</b>			<b>278</b>	<b>61</b>	<b>74</b>	<b>135</b>	<b>64</b>	<b>8</b>	<b>2</b>	<b>5</b>	<b>7</b>	<b>6</b>



# 2021-22 ROCHESTER AMERICANS

## The Players



**MATTIAS SAMUELSSON** | DEFENSE | Shoots Left |

**24**

Born **March 14, 2000**

6-4 | 227 lbs. | Voorhees, New Jersey



**ACQUIRED** Buffalo Sabres' second-round selection (32nd overall) in the 2018 NHL Draft. Signed a three-year, entry-level NHL contract with Buffalo on March 25, 2020.

### LAST SEASON

**2020-21:** Split his rookie season between the Buffalo Sabres (NHL) and Rochester Americans (AHL), where he combined for three goals and 12 assists for 15 points in 35 games ... In 12 contests with the Sabres, he produced a pair of assists while in Rochester he had 13 points (3+10) ... Had 10 points (2+8) in his last 16 games with the Amerks ... Notched two assists against Syracuse on 5/15, his fourth multi-point effort of the year and second in four games ... Recorded two assists in Buffalo's 6-4 win over Boston on 4/23, marking both his first point and the first multi-point game of his NHL career ... Made his NHL debut against Pittsburgh on 4/18, recording one shot and two hits over 14:12 of ice time in Buffalo's 4-2 win ... his first pro goal and added an assist for his first multi-point game in a 7-3 win at Cleveland on 2/12 ... Recorded his first professional point with an assist in his pro debut against Utica on 2/05.

### CAREER HIGHLIGHTS

**2019-20:** Completed a two-year collegiate career at Western Michigan University (NCHC), amassing 26 points (7+19) in 65 games ... Finished his second season with two goals and 12 assists for 14 points in 30 games with the Broncos while serving as an alternate captain despite being the youngest player on the team ... Named to the NCHC Honorable Mention All-Star Team and was a finalist for the NCHC's Best Defensive Defenseman **2018-19:** Appeared in 35 games during his first season with the Broncos, totaling five goals and seven assists for 12 points ... Registered his first-collegiate assist on 11/02 at Denver ... Began a season-long five-game point streak (3+2) with his first-career goal on 10/23 against Bowling Green ... Was named to the NCHC Academic All-Conference Team **2017-18:** Skated in 23 contests with the U.S. National Team Development Program U-18 Team, collecting 14 points on four goals and 10 assists ... Had a season-long four-game point streak from 3/03 to 3/15, tallying six points (2+4) over that span ... Opened the campaign with a goal and three assists in his first three games of the season **2016-17:** Notched five goals and five assists for 10 points in 30 games with the U.S. National U-17 Team ... Made his USHL debut on 9/23 against Muskegon and notched his first-career point with a goal on 9/30 against Youngstown **INTERNATIONAL:** Represented the United States at each of the last three IIHF World Junior Championships, most recently serving as captain of Team USA at the 2020 event that was held in Czech Republic ... Led the Americans to back-to-back silver medals at the 2019 World Junior Championship in Canada and in 2018 with the U.S. National U-18 team in Russia, where he recorded two points (1+1) in six international contests **PERSONAL:** Played for current Amerks head coach Seth Appert during his time at the USNTDP ... Father, Kjell, played 14 seasons as an NHL defenseman for the Pittsburgh Penguins, Philadelphia Flyers, New York Rangers and Tampa Bay Lightning ... Was the second-highest draft pick in Western Michigan University hockey history.

### CAREER STATS | REGULAR SEASON

REGULAR SEASON								PLAYOFFS				
YEAR	TEAM	LEAGUE	GP	G	A	PTS	PIM	GP	G	A	PTS	PIM
2016-17	USNTDP (U-17)	USHL	23	5	3	8	20	--	--	--	--	--
	USNTDP (U-18)	USHL	7	0	2	2	6	--	--	--	--	--
2017-18	USNTDP (U-18)	USHL	23	4	10	14	64	--	--	--	--	--
2018-19	Western Mich. Univ.	NCHC	35	5	7	12	37	--	--	--	--	--
2019-20	Western Mich. Univ.	NCHC	30	2	12	14	41	--	--	--	--	--
2020-21	Buffalo	NHL	12	0	2	2	4	--	--	--	--	--
	Rochester	AHL	23	3	10	13	12	--	--	--	--	--
<b>Amerks/AHL Totals</b>			<b>23</b>	<b>3</b>	<b>10</b>	<b>13</b>	<b>12</b>	<b>--</b>	<b>--</b>	<b>--</b>	<b>--</b>	<b>--</b>
<b>NHL Totals</b>			<b>12</b>	<b>0</b>	<b>2</b>	<b>2</b>	<b>4</b>	<b>--</b>	<b>--</b>	<b>--</b>	<b>--</b>	<b>--</b>
<b>College Totals</b>			<b>65</b>	<b>7</b>	<b>19</b>	<b>26</b>	<b>78</b>	<b>--</b>	<b>--</b>	<b>--</b>	<b>--</b>	<b>--</b>
<b>Junior Totals</b>			<b>53</b>	<b>9</b>	<b>15</b>	<b>24</b>	<b>90</b>	<b>--</b>	<b>--</b>	<b>--</b>	<b>--</b>	<b>--</b>
<b>Pro Totals</b>			<b>35</b>	<b>3</b>	<b>12</b>	<b>15</b>	<b>16</b>	<b>--</b>	<b>--</b>	<b>--</b>	<b>--</b>	<b>--</b>



# 2021-22 ROCHESTER AMERICANS

## The Players



**RYAN SCARFO** | CENTER | Shoots Left |

**91**

Born **March 3, 1994**

6-0 | 205 lbs. | North Chelmsford, Massachusetts



**ACQUIRED** Signed a one-year American Hockey League contract with the Rochester Americans on August 12, 2021.

### LAST SEASON

**2020-21:** In nine games with the Rochester Americans (AHL), registered a pair of goals before suffering a season-ending injury against Syracuse on 4/02 ... Netted one goal in five games with the Wheeling Nailers (ECHL) to begin the season ... Scored his first goal as an Amerk – the game-winner – in a 3-2 win at Syracuse on 2/20 ... Made his Amerks debut against Utica on 2/18.

### CAREER HIGHLIGHTS

**2019-20:** Combined for 29 points (13+16) in 55 games between Wheeling and the Wilkes-Barre/Scranton Penguins (AHL) ... Ranked seventh among all Nailers in both assists (14) and points (26) in 43 games before the season was cut short due to the COVID-19 pandemic **2018-19:** Split the slate between Wilkes-Barre/Scranton, Belleville Senators (AHL) and Brampton Beast (ECHL), collecting nine points (2+7) in 41 contests **2017-18:** Appeared in 13 games with Belleville as a rookie, scoring twice and adding two assists for four points following a four-year collegiate career with Union College (ECAC) ... He finished tied for fourth among all Senators first-year players in points (4) and fourth in goals (2) ... Scored his first-pro goal against Rochester on 4/03 after recording his first pro point on an assist against 3/25 versus Laval ... Concluded his senior season leading the Dutchmen in goals (20) and points (36) **2016-17:** While being one of six Dutchmen to skate in all 38 games, he added five goals and nine assists for 14 points ... Named to the All-ECAC Hockey Third Team and to the ECAC Hockey All-Academic Team for the third consecutive season with Union ... Served as alternate captain **2015-16:** Netted a career-best 12 goals and six power-play goals, tying him for the team high in 36 games ... He recorded 19 points for the second consecutive year with Union College ... Tied for second among ECAC Hockey underclassmen in goals ... Named to the All-ECAC Hockey Third Team and to the ECAC Hockey All-Academic Team for the second straight season ... Served as alternate captain **2014-15:** Was the Dutchmen's second-leading rookie point-producer with 19 points and was the second-leading goal scorer (11) among all ECAC Hockey freshmen in overall scoring in 39 games ... Named to the ECAC Hockey All-Academic Team **2013-14:** Finished third in assists (31) and fourth in points (48) in his only season with the Powell River Kings (BCHL) ... Also added three goals and two assists in 11 post-season contests ... Of his 13 multi-point performances over the course of the campaign, six came in the first nine games as he amassed 15 points (6+9) from 9/07 to 10/05.

### CAREER STATS | REGULAR SEASON


YEAR	TEAM	LEAGUE	GP	G	A	PTS	PIM	GP	G	A	PTS	PIM
2013-14	Powell	BCHL	50	17	31	48	38	11	3	2	5	10
2014-15	Union College	ECAC	39	11	8	19	16	--	--	--	--	--
2015-16	Union College	ECAC	36	12	7	19	25	--	--	--	--	--
2016-17	Union College	ECAC	38	5	9	14	20	--	--	--	--	--
2017-18	Union College	ECAC	38	20	16	36	31	--	--	--	--	--
	Belleville	AHL	13	2	2	4	6	--	--	--	--	--
2018-19	Belleville	AHL	6	0	0	0	2	--	--	--	--	--
	W-B/Scranton	AHL	25	1	6	7	14	--	--	--	--	--
	Brampton	ECHL	10	1	1	2	17	--	--	--	--	--
2019-20	W-B/Scranton	AHL	12	1	2	3	4	--	--	--	--	--
	Wheeling	ECHL	43	12	14	26	24	--	--	--	--	--
2020-21	<b>Rochester</b>	<b>AHL</b>	<b>9</b>	<b>2</b>	<b>0</b>	<b>2</b>	<b>10</b>	--	--	--	--	--
	Wheeling	ECHL	5	1	0	1	4	--	--	--	--	--
<b>Amerks Totals</b>			<b>9</b>	<b>2</b>	<b>0</b>	<b>2</b>	<b>10</b>	--	--	--	--	--
<b>AHL Totals</b>			<b>65</b>	<b>6</b>	<b>10</b>	<b>16</b>	<b>36</b>	--	--	--	--	--
<b>ECHL Totals</b>			<b>58</b>	<b>14</b>	<b>15</b>	<b>29</b>	<b>45</b>	--	--	--	--	--
<b>College Totals</b>			<b>151</b>	<b>48</b>	<b>40</b>	<b>88</b>	<b>92</b>	--	--	--	--	--
<b>Junior Totals</b>			<b>50</b>	<b>17</b>	<b>31</b>	<b>48</b>	<b>38</b>	<b>11</b>	<b>3</b>	<b>2</b>	<b>5</b>	<b>10</b>
<b>Pro Totals</b>			<b>123</b>	<b>20</b>	<b>25</b>	<b>45</b>	<b>81</b>	--	--	--	--	--

### PLAYOFFS



# 2021-22 ROCHESTER AMERICANS

## The Players



**JIMMY SCHULDT** | DEFENSE | Shoots Left | Alternate Captain

**4**

Born **May 11, 1995**

6-0 | 203 lbs. | Minnetonka, Minnesota



**ACQUIRED** Signed a one-year NHL contract as an undrafted free agent with the Buffalo Sabres on July 28, 2021.

### LAST SEASON

**2020-21:** Matched a pro career-high with six goals while finishing with eight assists in 38 games for the Henderson Silver Knights (AHL) ... Made his pro postseason debut as he appeared in five Calder Cup playoff contests with Henderson ... Led all Silver Knights defensemen in goals (6) while ranking second in points (14) during the regular season.

### CAREER HIGHLIGHTS

**2019-20:** Topped all Chicago Wolves (AHL) rookie blueliners in goals (6), assists (15), points (21) and games played (52) ... His 75 shots led all first-year players overall and ranked third among all defensemen **2018-19:** Completed a four-year collegiate career at St. Cloud State University (NCHC), where he finished ranking first in school history in both goals and points by a defenseman with 37 and 118 points, respectively, in 155 games ... Huskies' first-ever three-time team captain ... During his final season, he helped guide the Huskies to the regular-season championship as he posted 10 goals and 25 assists in 39 games played ... Had a team-high 77 blocked shots ... Named a Hobey Baker Award finalist for the second straight year and an AHCA First-Team All-American ... Honored as the NCHC Player of the Year, NCHC Defensive Defenseman of the Year and was an All-NCHC First Team selection while serving as team captain **2017-18:** Led all Huskies with a career-high 28 assists and eight power-play goals in 40 games ... His 10 goals topped all St. Cloud defensemen and ranked fourth overall ... Had 13 multi-point games ... Named to AHCA All-America West, All-CHN, All-USCHO and All-NCHC First Teams... Hobey Baker finalist ... Served as team captain **2016-17:** Paced all St. Cloud State skaters with 88 blocks while notching eight goals and 11 assists for 19 points in 36 games ... Named to the 2017 All-NCHC Academic Team and All-NCHC Honorable Mention Team ... Served as team captain **2015-16:** As a freshman, led all Huskies with on-ice rating of plus-31 and 95 shots blocked in 41 games ... Scored 10 goals and 16 assists for 26 points en route to earning All-NCHC and All-CHN Rookie Team honors **2014-15:** Completed a three-year junior career with the Omaha Lancers (USHL), totaling 66 points on 19 goals and 47 assists in 122 career games ... In his final season with Omaha, he ranked first among all Lancers defensemen in goals (13), assists (26), points (39), shots (119) and games played (59) ... Tied for third in goals, sixth in points and eighth in assists among all the USHL's blueliners ... Also, skated in three playoff games, recording one goal and one assist **2013-14:** In 57 games during his second season with Omaha, he was third among all Lancers' defensemen in goals (6), assists (19) and points (25) ... Appeared in four postseason contests, scoring once **2012-13:** Began his USHL career by collecting two assists in six games with the Lancers.

CAREER STATS   REGULAR SEASON								PLAYOFFS				
YEAR	TEAM	LEAGUE	GP	G	A	PTS	PIM	GP	G	A	PTS	PIM
2012-13	Omaha	USHL	6	0	2	2	5	--	--	--	--	--
2013-14	Omaha	USHL	57	6	19	25	99	4	1	0	1	2
2014-15	Omaha	USHL	59	13	26	39	48	3	1	1	2	0
2015-16	St. Cloud State	NCHC	41	10	16	26	24	--	--	--	--	--
2016-17	St. Cloud State	NCHC	36	8	11	19	28	--	--	--	--	--
2017-18	St. Cloud State	NCHC	40	10	28	38	36	--	--	--	--	--
2018-19	St. Cloud State	NCHC	39	10	25	35	18	--	--	--	--	--
	Vegas	NHL	1	0	1	1	0	--	--	--	--	--
2019-20	Chicago	AHL	52	6	15	21	42	--	--	--	--	--
2020-21	Henderson	AHL	38	6	8	14	15	5	0	0	0	2
	NHL Totals		1	0	1	1	0	--	--	--	--	--
	AHL Totals		90	12	23	35	57	5	0	0	0	2
	College Totals		156	38	54	92	106	--	--	--	--	--
	Junior Totals		68	19	47	66	152	7	2	1	3	2
	Pro Totals		91	12	24	36	57	5	0	0	0	2



# 2021-22 ROCHESTER AMERICANS

## The Players



**JOSH TEVES** | DEFENSE | Shoots Left |

**44**

Born **February 18, 1995**  
6-0 | 187 lbs. | Calgary, Alberta



**ACQUIRED** Signed a one-year American Hockey League contract with the Rochester Americans on August 6, 2021.

### LAST SEASON

**2020-21:** In his first full season with the Utica Comets (AHL), recorded four points (1+3) in 23 games ... His 34 shots were fourth-most among all Comets defensemen ... Had at least one shot in all but three games ... Scored his first professional goal on 2/26 against Rochester.

### CAREER HIGHLIGHTS

**2019-20:** Finished with a plus-minus on-ice rating of plus-9 in 29 games with Utica, which was second-best among all Utica first-year skaters ... Chipped in a pair of helpers during his first professional season, both against Syracuse (10/16 and 1/20) ... Netted two goals and two assists in four games with the Kalamazoo Wings (ECHL) ... Tallied his first pro/ECHL goal/assist as part of a multi-point effort (1+1) on 2/14 versus Toledo ... Made his AHL debut on 10/05 against Binghamton **2018-19:** Completed a four-year collegiate career at Princeton University (NCAA), where he totaled 85 points (16+69) in 126 games ... He holds the school record for the most assists (69) by a defenseman and ranks second all-time in points (85) and sixth in goals (16) ... His 126 games are ranked 16th-most in program history ... Led all Tigers defensemen in overall scoring (3+17) in 30 games while blocking a team-best 68 shots ... Earned all All-Ivy League and ECAC Third Team All-Star selections ... Made his NHL debut against Anaheim on 3/26 ... Served as team captain **2017-18:** Played in 31 games with Princeton, establishing career-highs in goals (7), assists (26) and points (33) ... Topped the nation's defensemen in scoring with 1.06 points per game ... Earned First-Team All-Ivy League and Third-Team All-ECAC selections **2016-17:** Appeared in all 34 games while leading the defense in scoring with 25 points on four goals and 21 assists with the Tigers ... Recorded 51 blocks, the second-most on the team ... Earned First-Team All-Ivy League distinction **2015-16:** Played in all 31 games and had seven points on two goals and five assists with Princeton ... His two goals ranked first among all Tiger blueliners while his seven points were second-most amongst defensemen **2014-15:** Finished second among all Merritt Centennials (BCHL) defensemen in both points (33) and assists (28) while also ranking third in goals (5) in 57 games ... Also notched two assists in four postseason contests with Merritt ... Assisted on three goals twice during the season for a season-high three-assist night on (10/14 versus Vernon and against Cowichan on 11/16) **2013-14:** Skated in two postseason contests with Merritt at Penticton on 3/07 and 3/08.

### CAREER STATS | REGULAR SEASON

YEAR	TEAM	LEAGUE	REGULAR SEASON					PLAYOFFS				
			GP	G	A	PTS	PIM	GP	G	A	PTS	PIM
2013-14	Merritt	BCHL	--	--	--	--	--	2	0	0	0	0
2014-15	Merritt	BCHL	57	5	28	33	39	4	0	2	2	0
2015-16	Princeton	ECAC	31	2	5	7	12	--	--	--	--	--
2016-17	Princeton	ECAC	34	4	21	25	10	--	--	--	--	--
2017-18	Princeton	ECAC	31	7	26	33	21	--	--	--	--	--
2018-19	Princeton	ECAC	30	3	17	20	20	--	--	--	--	--
	Vancouver	NHL	1	0	0	0	2	--	--	--	--	--
2019-20	Utica	AHL	29	0	2	2	21	--	--	--	--	--
	Kalamazoo	ECHL	4	2	2	4	2	--	--	--	--	--
2020-21	Utica	AHL	23	1	3	4	13	--	--	--	--	--
<b>NHL Totals</b>			<b>1</b>	<b>0</b>	<b>0</b>	<b>0</b>	<b>2</b>	--	--	--	--	--
<b>AHL Totals</b>			<b>52</b>	<b>1</b>	<b>5</b>	<b>6</b>	<b>34</b>	--	--	--	--	--
<b>ECHL Totals</b>			<b>4</b>	<b>2</b>	<b>2</b>	<b>4</b>	<b>2</b>	--	--	--	--	--
<b>College Totals</b>			<b>126</b>	<b>16</b>	<b>69</b>	<b>85</b>	<b>63</b>	--	--	--	--	--
<b>Junior Totals</b>			<b>57</b>	<b>5</b>	<b>28</b>	<b>33</b>	<b>39</b>	<b>6</b>	<b>0</b>	<b>2</b>	<b>2</b>	<b>0</b>
<b>Pro Totals</b>			<b>57</b>	<b>3</b>	<b>7</b>	<b>10</b>	<b>38</b>	--	--	--	--	--



# 2021-22 ROCHESTER AMERICANS

## The Players



**PETER TISCHE** | DEFENSE | Shoots Left |

**16**

Born **January 3, 1996**  
6-1 | 214 lbs. | Hinsdale, Illinois



**ACQUIRED** Signed a one-year American Hockey League contract with the Rochester Americans on August 12, 2021.

### LAST SEASON

**2020-21:** Recorded two points (1+1) in 16 games in his first full season with the Colorado Eagles (AHL) ... He tied for second-most shots (15) among all rookie defensemen ... Scored his first AHL goal on 3/24 at Henderson.

### CAREER HIGHLIGHTS

**2019-20:** Spent majority of the season with the Utah Grizzlies (ECHL), where he finished second in goals (4), assists (11) and points (15) in 51 games among all Grizzlies rookie defensemen ... Also added one assist in five contests with Colorado **2018-19:** Completed a four-year collegiate career at the University of Wisconsin (Big-10), where he registered 34 points (8+26) in 135 games ... Scored 10 points on three goals and seven assists in 36 games with the Badgers as a senior ... Led the team with 75 block shots for the third consecutive year ... Recipient of the Big-10 Sportsmanship award ... Served as team captain **2017-18:** Paced the team with 79 blocks and 2.14 blocks per game, which ranked second and fourth among the conference blueliners, respectively ... Registered 13 points (2+11) in 37 games with the Badgers ... Received the team's Fenton Kelsey, Jr.-Mike Richter Most Competitive award, and the Suter Family Unsung Hero award ... Named to the All-Big-10 Honorable Mention Team **2016-17:** Had a team-high 60 blocked shots while producing three goals and six assists for nine points in 35 games with Wisconsin ... Blocked a career-high 11 shots in the Badgers' 3-2 victory over Minnesota on 2/24 ... Named to the All-Big-10 Honorable Mention Team ... Received the team's Dr. Joseph Coyne-Joe Pavelski Most Consistent honor **2015-16:** Tallied a pair of assists in 27 contests as a freshman **2014-15:** Completed a three-year career with the Chicago Steel (USHL), totaling 28 points (2+28) in 116 career games ... During his final season, he finished third amongst all Steel defensemen in both assists (17) and points 19 – both career-highs in 56 games **2013-14:** Had nine assists in 56 contests with Chicago **2012-13:** Was limited to four games to begin his junior career with the Steel.

### CAREER STATS | REGULAR SEASON

YEAR	TEAM	LEAGUE	GP	G	A	PTS	PIM	PLAYOFFS				
								GP	G	A	PTS	PIM
2012-13	Chicago	USHL	4	0	0	0	0	--	--	--	--	--
2013-14	Chicago	USHL	56	0	9	9	109	--	--	--	--	--
2014-15	Chicago	USHL	56	2	17	19	133	3	0	0	0	0
2015-16	U. of Wisconsin	Big-10	27	0	2	2	16	--	--	--	--	--
2016-17	U. of Wisconsin	Big-10	35	3	6	9	34	--	--	--	--	--
2017-18	U. of Wisconsin	Big-10	37	2	11	13	69	--	--	--	--	--
2018-19	U. of Wisconsin	Big-10	36	3	7	10	34	--	--	--	--	--
2019-20	Colorado	AHL	5	0	1	1	0	--	--	--	--	--
	Utah	ECHL	51	4	11	15	64	--	--	--	--	--
2020-21	Colorado	AHL	16	1	1	2	6	--	--	--	--	--
<b>AHL Totals</b>			<b>21</b>	<b>1</b>	<b>2</b>	<b>3</b>	<b>6</b>	--	--	--	--	--
<b>ECHL Totals</b>			<b>51</b>	<b>4</b>	<b>11</b>	<b>15</b>	<b>64</b>	--	--	--	--	--
<b>College Totals</b>			<b>135</b>	<b>8</b>	<b>26</b>	<b>34</b>	<b>153</b>	--	--	--	--	--
<b>Junior Totals</b>			<b>116</b>	<b>2</b>	<b>26</b>	<b>28</b>	<b>242</b>	<b>3</b>	<b>0</b>	<b>0</b>	<b>0</b>	<b>0</b>
<b>Pro Totals</b>			<b>72</b>	<b>5</b>	<b>13</b>	<b>18</b>	<b>70</b>	--	--	--	--	--



# 2021-22 ROCHESTER AMERICANS

## The Players



**DUSTIN TOKARSKI** | GOALTENDER | Catches Left |

**30**

Born **September 16, 1989**  
6-0 | 198 lbs. | Watson, Saskatchewan



**ACQUIRED** Signed a two-year, two-way contract as a free agent with the Buffalo Sabres on November 4, 2020.

**DRAFTED** Tampa Bay Lightning's fifth-round selection (122nd overall) in 2008.

### LAST SEASON

**2020-21:** Spent much of the season with the Buffalo Sabres (NHL) after appearing in a pair of games with the Rochester Americans (AHL) ... Went 2-8-2 in 13 appearances with the Sabres ... Recorded his first point as a Sabre with an assist against the NY Rangers on 4/25 ... Named the NHL's First Star of the Week for period ending April 18 after posting a league-best 128 saves on 137 shots, compiling a 2.27 goals-against average and .934 save percentage as the Sabres went 2-1-1 against three of the top four teams in the East Division ... Surpassed the 10,000-save mark for his pro career after making 34 stops in Buffalo's 4-2 win over Pittsburgh on 4/18 ... Earned his first win as a Sabre – and his first at the NHL level since Dec. 12, 2015 – at Washington on 4/15 ... Made an NHL career-high 44 saves while appearing in his 400th pro game against the N.Y. Rangers on 4/01, his highest total since he turned away 41 shots on March 17, 2015 ... Made his first start for Buffalo at Pittsburgh on 3/24 ... Made his Sabres debut when he entered the game 3:37 into the first period against the New York Rangers on 3/22 ... Finished with 33 saves in what was his first NHL appearance since Oct. 28, 2016 vs. Columbus ... Posted a 37-save effort to pick up his first win as an Amerk in the 3-2 win at Syracuse on 2/20 ... Made 31 saves in his Amerks debut against Utica on 2/05.

### CAREER HIGHLIGHTS

**2019-20:** During a shorten-season with the Wilkes-Barre/Scranton Penguins (AHL), posted a 9-5-2 record in 18 games ... Finished the campaign with a 1.97 goals-against average, .924 save percentage and one shutout ... Earned back-to-back wins on three separate occasions **2018-19:** Split the season between the Hartford Wolf Pack and Charlotte Checkers of the AHL, combining for a 17-8-0 record in 28 appearances ... Showed perfect 5-0 record in five playoff games to help the Checkers earn the Calder Cup as league champions **2017-18:** Tied for third in AHL with five in shutouts while going 20-8-2 in 39 games with the Lehigh Valley Phantoms (AHL) ... Went 1-1 in three Calder Cup Playoff contests ... Had four of his five shutouts over his last 14 appearances of the regular season **2016-17:** In first season with the San Diego Gulls (AHL), showed a 17-8-1 record in 27 appearances while making 10 saves in his only contest with the Anaheim Ducks (NHL) ... Finished the season by going 8-2-0 in his last 11 games after starting with an 8-2-0 mark through the first 10 tilts ... Won seven straight decisions for San Diego from 2/12 to 3/22 and six straight from 1/11-12/2 **2015-16:** Combined to go 4-4-4 in 12 contests between the St. John's IceCaps (AHL) and San Diego ... Showed a 1-3-0 record in six games with the Montreal Canadiens (NHL) ... Traded to Anaheim Ducks (NHL) from Tampa Bay Lightning (NHL) in exchange for Max Friberg on 1/07 after beginning the campaign with St. John's **2014-15:** Appeared in a career-high 17 NHL games with Montreal, posting a 6-6-4 record ... Made two appearances with the Hamilton Bulldogs (AHL), going 1-1-0 ... Had a season-high 41 saves in a victory versus Florida on 3/17 ... Went 3-1-0 in his first four appearances of the season while allowing a combined eight goals over that span **2013-14:** Finished with a 20-16-3 record in 41 games with Hamilton while going 2-0-0 in three appearances with the Canadiens ... Earned Third-Star honors in Montreal's 1-0 Game Six loss at NY Rangers in Eastern Conference Finals on 5/29 as he made 31 saves ... Played in the AHL All-Star Game on 2/12 in St. John's, helping the AHL All-Stars to a 7-2 win over Farjestads BK ... Named to his first AHL All-Star game ... Won six straight starts for Hamilton from 12/26 to 1/12 **2012-13:** Tied for second in AHL in shutouts (6) between the Syracuse Crunch (AHL) and Hamilton ... Combined to post a 24-16-0 record between the Crunch and Bulldogs in 48 appearances ... Had back-to-back shutouts for Hamilton in 2-0 wins on 3/02 at Lake Erie and on 3/05 versus Abbotsford ... Won seven consecutive starts for Syracuse from 12/26 to 1/11 ... Traded to Montreal from Tampa Bay in exchange for Cédric Desjardins on 2/14 after beginning the campaign 18-8-4 with Syracuse **2011-12:** Finished regular season first among AHL backstops in wins (32), tied for second in shutouts (5) and fifth in goals against average (2.23) ... Won Calder Cup with Norfolk, leading AHL netminders in postseason wins (12), goals-against average (1.46) and save percentage (.944) ... Also tied for tops in league with three shutouts ... Victorious in Norfolk's last eight playoff games, including a four-game sweep of Toronto in Finals allowing only four goals on 96 shots ... Earned wins in each of his last 13 regular-season appearances for Norfolk from 2/10 to 4/14, as part of AHL-record season-ending run of 28 straight victories by Admirals ... In five contests with the Lightning, went 1-3-1 ... Posted his first career NHL win for Tampa Bay on 3/13 versus Boston, making 33 saves in 6-1 victory and named the game's second star **2010-11:** Went 21-20-4 in 46 games during his second season with Norfolk along with a pair of shutouts ... Prior to earning his first career Calder Cup Playoff shutout against Wilkes-Barre/Scranton on 4/16, he stopped 32 of the 33 shots he faced to earn the victory in pro playoff debut with the Admirals on 4/15 ... Recorded four different three-plus winning streaks over the course of the season including three to begin the slate **2009-10:** Had fourth-most minutes played (3,319) in during his first professional season with the Admirals and finished tied for fifth in shutouts (4) ... In career-high 55 appearances, went 27-25-3 with four shutouts ... Finished second in the league among rookies in wins, games played, and minutes played ... Appeared in two games with Lightning ... Made NHL debut for the Tampa Bay on 1/16 at Florida, playing third period in relief and stopping all five shots he faced in 5-2 loss ... Earned his first career pro win as well as shutout versus Manchester on 10/10 making 26 saves after managing the pipes for this first time as a pro on 10/03 at Hershey **2008-09:** Topped WHL goaltenders in save percentage for a second straight season for the Spokane Chiefs (.937) and led league in goals-against average (1.97) ... Held a share of the league-lead in shutouts (7) while finishing fourth in wins (34) ... Boasted a 7-3-2 record in 12 postseason appearances to go with his 1.70 goals-against average and .947 save percentage ... Opened the campaign with three shutouts in the first five games and showed a 4-1-0 record during that span **2007-08:** Led WHL goaltenders in save percentage (.922) while finishing second in shutouts (6) and third in goals-against average (2.05) ... Went 30-10-3 in 45 contests with the Chiefs during the regular season ... Won WHL championship and Memorial Cup title with Spokane, earning Memorial Cup MVP and Most Outstanding Goaltender honors after going a perfect 4-0 and showing a 1.72 goals-against average and .953 save percentage ... Over a 20-game stretch from 10/13 to 1/09 showed a 17-2-0 record, which included a 10-game winning streak **2006-07:** Posted a 13-11-2 record while having two shutouts in 30 games to open his WHL career with Spokane ... Went 2-3-1 in six postseason appearances ... Stopped 19 of the 20 shots he faced to



# 2021-22 ROCHESTER AMERICANS

## The Players

**DUSTIN TOKARSKI** | GOALTENDER | Catches Left | *Continued*

### CAREER HIGHLIGHTS

earn the win in his first game in his WHL debut on 10/06 at Everett **INTERNATIONAL**: Posted a 4-0-0 record in four games to help Team Canada earn the Gold Medal at the 2008 World Junior Championship

### CAREER STATS | REGULAR SEASON

YEAR	TEAM	LEAGUE	GP	MIN	GA	SO	W-L-OLT	SVS	SV%	GAA	GP	MIN	GA	SO	W-L	SVS	SV%	GAA
2006-07	Spokane	WHL	30	1,674	78	2	13-11-2	726	.903	2.80	6	364	17	0	2-4	155	.901	2.80
2007-08	Spokane	WHL	45	2,543	87	6	30-10-3	1,034	.922	2.05	21	1,352	31	3	16-5	524	.944	1.38
2008-09	Spokane	WHL	54	3,264	107	7	34-18-2	1,581	.937	1.97	12	812	23	1	7-5	409	.947	1.70
2009-10	Norfolk	AHL	55	3,319	139	4	27-25-3	1,493	.915	2.51	--	--	--	--	--	--	--	--
	Tampa Bay	NHL	2	44	3	0	0-0-0	13	.813	4.06	--	--	--	--	--	--	--	--
2010-11	Norfolk	AHL	46	2,691	119	2	21-20-4	1,088	.901	2.65	6	355	13	1	2-4	157	.924	2.19
2011-12	Norfolk	AHL	45	2,583	96	5	32-11-0	1,013	.913	2.23	14	866	21	3	12-2	352	.944	1.46
	Tampa Bay	NHL	5	244	14	0	1-3-1	102	.879	3.45	--	--	--	--	--	--	--	--
2012-13	Syracuse	AHL	33	1,881	77	3	18-8-4	694	.900	2.46	--	--	--	--	--	--	--	--
	Hamilton	AHL	15	836	31	3	6-8-0	391	.927	2.22	--	--	--	--	--	--	--	--
2013-14	Montreal	NHL	3	163	5	1	2-0-0	88	.946	1.84	--	--	--	--	--	--	--	--
	Hamilton	AHL	41	2,375	94	1	20-16-3	1,064	.919	2.38	--	--	--	--	--	--	--	--
2014-15	Montreal	NHL	17	1,005	46	0	6-6-4	463	.910	2.75	--	--	--	--	--	--	--	--
	Hamilton	AHL	2	119	5	0	1-1-0	57	.919	2.52	--	--	--	--	--	--	--	--
2015-16	Montreal	NHL	6	226	12	0	1-3-0	86	.878	3.18	--	--	--	--	--	--	--	--
	St. John's	AHL	10	613	29	0	3-3-4	288	.909	2.84	--	--	--	--	--	--	--	--
	San Diego	AHL	2	102	4	0	1-1-0	46	.920	2.35	--	--	--	--	--	--	--	--
2016-17	Anaheim	NHL	1	10	0	0	0-0-0	5	1.000	0.00	--	--	--	--	--	--	--	--
	San Diego	AHL	27	1,578	77	1	17-8-1	675	.898	2.93	2	30	0	0	0-0	14	1.000	0.00
2017-18	Lehigh Valley	AHL	39	2,127	94	5	20-8-2	1,012	.915	2.65	3	130	9	0	1-1	55	.859	4.17
2018-19	Hartford	AHL	21	1,141	59	1	10-8-0	537	.901	3.10	--	--	--	--	--	--	--	--
	Charlotte	AHL	7	419	8	1	7-0-0	172	.956	1.14	5	275	8	0	5-0	116	.935	1.74
2019-20	W-B/Scranton	AHL	18	915	30	1	9-5-2	366	.924	1.97	--	--	--	--	--	--	--	--
2020-21	Buffalo	NHL	13	729	43	0	2-8-2	404	.904	3.54	--	--	--	--	--	--	--	--
	Rochester	AHL	2	120	5	0	1-1-0	68	.932	2.51	--	--	--	--	--	--	--	--
<b>Amerks Totals</b>			<b>2</b>	<b>120</b>	<b>5</b>	<b>0</b>	<b>1-1-0</b>	<b>68</b>	<b>.932</b>	<b>2.51</b>	<b>--</b>	<b>--</b>	<b>--</b>	<b>--</b>	<b>--</b>	<b>--</b>	<b>--</b>	<b>--</b>
<b>NHL Totals</b>			<b>47</b>	<b>2,422</b>	<b>123</b>	<b>1</b>	<b>12-20-7</b>	<b>1,161</b>	<b>.904</b>	<b>3.05</b>	<b>--</b>	<b>--</b>	<b>--</b>	<b>--</b>	<b>--</b>	<b>--</b>	<b>--</b>	<b>--</b>
<b>AHL Totals</b>			<b>363</b>	<b>20,819</b>	<b>867</b>	<b>27</b>	<b>193-121-16</b>	<b>8,964</b>	<b>.912</b>	<b>2.50</b>	<b>30</b>	<b>1,656</b>	<b>51</b>	<b>4</b>	<b>20-7</b>	<b>694</b>	<b>.932</b>	<b>1.85</b>
<b>Junior Totals</b>			<b>129</b>	<b>7,481</b>	<b>272</b>	<b>15</b>	<b>77-39-7</b>	<b>3,341</b>	<b>.925</b>	<b>2.18</b>	<b>39</b>	<b>2,528</b>	<b>71</b>	<b>4</b>	<b>25-141,088</b>	<b>.939</b>	<b>1.69</b>	
<b>Pro Totals</b>			<b>410</b>	<b>23,241</b>	<b>990</b>	<b>28</b>	<b>205-141-23</b>	<b>10,125</b>	<b>.909</b>	<b>2.56</b>	<b>30</b>	<b>1,656</b>	<b>51</b>	<b>4</b>	<b>20-7</b>	<b>694</b>	<b>.932</b>	<b>1.85</b>



# 2021-22 ROCHESTER AMERICANS

## The Players



**BRENDAN WARREN** | LEFT WING | Shoots Left |

**45**

Born **May 7, 1997**

6-1 | 194 lbs. | Carleton, Michigan



**ACQUIRED** Signed a one-year American Hockey League contract with the Rochester Americans on August 12, 2021.

**DRAFTED** Arizona Coyotes' third-round selection (81st overall) in 2015.

### LAST SEASON

**2020-21:** Had six points (4+2) in 10 games with the Rochester Americans (AHL), including the game-winning goal in the season finale against Utica on 5/16 ... Appeared in his 100th pro game against Syracuse on 5/15 ... Tallied his first-career shorthanded goal while scoring for the second straight game against Utica on 4/23 ... Scored his first AHL goal in his Amerks/AHL debut against Syracuse on 4/21 ... Began the season recording 21 points (8+13) in 39 games with the Jacksonville Icemen (ECHL) ... Ranked fourth on the team in points and sixth in goals, respectively, at the time of his AHL recall.

### CAREER HIGHLIGHTS

**2019-20:** Finished his rookie season with Jacksonville tied for the lead among all first-year skaters in goals (14), second in points (28) and fourth in assists (14) while skating in 47 games ... Represented the Icemen at the 2020 ECHL All-Star Classic **2018-19:** Completed a four-year collegiate career at the University of Michigan (Big-10), where he registered 45 points (18+27) in 149 games with the Wolverines ... Appeared in all 36 games with Michigan, tallying one goal and two assists ... Named to Academic All-Big-10 Team **2017-18:** Skated in all 40 contests with the Wolverines, recording 15 points on nine goals and six assists ... Led all Michigan players in shorthanded goals (2) ... Named to Academic All-Big-10 Team **2016-17:** Posted three goals and seven assists for 10 points in 35 during his sophomore season with Michigan ... Named to the Academic All-Big-10 Team **2015-16:** As a freshman, helped the maize and blue claim the Big-10 Conference Championship while skating in all 38 games and registering 17 points (5+12) **2014-15:** Recorded 13 points (7+6) in 20 games played for the U.S. National Under-18 Team (USHL) **2013-14:** Notched 6 goals and 13 assists for 19 points in 33 games with the U.S. National Under-17 Team (USHL) ... His 13 assists ranked fifth-best among rookie forwards while his 19 points were eighth-most.

### CAREER STATS | REGULAR SEASON

REGULAR SEASON								PLAYOFFS				
YEAR	TEAM	LEAGUE	GP	G	A	PTS	PIM	GP	G	A	PTS	PIM
2013-14	USNTDP (U-17)	USHL	33	6	13	19	41	--	--	--	--	--
2014-15	USNTDP (U-18)	USHL	20	7	6	13	5	--	--	--	--	--
2015-16	U. of Michigan	Big-10	38	5	12	17	18	--	--	--	--	--
2016-17	U. of Michigan	Big-10	35	3	7	10	16	--	--	--	--	--
2017-18	U. of Michigan	Big-10	40	9	6	15	39	--	--	--	--	--
2018-19	U. of Michigan	Big-10	36	1	2	3	21	--	--	--	--	--
2019-20	Jacksonville	ECHL	47	14	14	28	12	--	--	--	--	--
2020-21	Rochester	AHL	10	4	2	6	2	--	--	--	--	--
	Jacksonville	ECHL	44	9	13	22	24	--	--	--	--	--
<b>Amerks/AHL Totals</b>			<b>10</b>	<b>4</b>	<b>2</b>	<b>6</b>	<b>2</b>	--	--	--	--	--
<b>ECHL Totals</b>			<b>91</b>	<b>23</b>	<b>27</b>	<b>50</b>	<b>36</b>	--	--	--	--	--
<b>College Totals</b>			<b>149</b>	<b>18</b>	<b>27</b>	<b>45</b>	<b>94</b>	--	--	--	--	--
<b>Junior Totals</b>			<b>53</b>	<b>13</b>	<b>19</b>	<b>32</b>	<b>46</b>	--	--	--	--	--
<b>Pro Totals</b>			<b>101</b>	<b>27</b>	<b>29</b>	<b>56</b>	<b>38</b>	--	--	--	--	--



# 2021-22 ROCHESTER AMERICANS

## The Players



**LINUS WEISSBACH** | LEFT WING | Shoots Left |

**13**

Born **April 19, 1998**  
5-9 | 177 lbs. | Gothenburg, Sweden



**ACQUIRED** Buffalo Sabres' seventh-round selection (192nd overall) in the 2017 NHL Draft. Signed a two-year, entry-level National Hockey League contract with the Buffalo Sabres on April 6, 2021.

### LAST SEASON

**2020-21:** Completed a four-year collegiate career at the University of Wisconsin (Big-10), recording 114 points (34+84) in 127 games ... Ranked among the top 10 in the NCAA in assists (29, 2nd), points (41, 3rd) and points per game (1.32, 8th) during his final season with Wisconsin ... His 41 points in 31 games were a career-best ... Named a Second Team All-Big Ten selection and earned Second Team All-America honors.

### CAREER HIGHLIGHTS

**2019-20:** 2019-20: In 35 games with the Badgers, scored four goals and 18 assists for 22 points ... Named to the All-Big Ten Academic Team **2018-19:** Finished third in scoring on the team with eight goals and 25 points in 27 contests as a sophomore with Wisconsin ... Named to the All-Big Ten Academic Team **2017-18:** Played in 34 games for the Badgers, tallying 10 goals and 16 assists ... His 26 points led all rookies and ranked third on the team overall ... Registered 11 power-play points, the third-most overall ... Named to the All-Big Ten Freshman Team and was the co-recipient of the team's Mark Johnson Rookie of the Year award **2016-17:** Led all Tri-City Storm (USHL) skaters with a career-high 19 goals and 47 points in 49 games ... His 28 assists, 10 power-play assists, and four game-winning goals were also most on the team ... Named to the All-USHL Third Team **2015-16:** In his second season with the Vastra Frolunda (Swe-Jr), topped all skaters with a personal-best 31 assists and 48 points while his 17 goals ranked second in 44 contests ... Also appeared in one game with Frolunda HC (SweHL) **2014-15:** Scored two goals and four assists for six points in 16 games as a rookie with Vastra **INTERNATIONAL:** Recorded two assists in seven games for Team Sweden as the Swedes claimed the silver medal at the 2016 Hlinka Memorial Tournament ... Played for Team Sweden at the World Under-17 Hockey Challenge, where he won the bronze medal in 2015.

### CAREER STATS | REGULAR SEASON

CAREER STATS   REGULAR SEASON								PLAYOFFS				
YEAR	TEAM	LEAGUE	GP	G	A	PTS	PIM	GP	G	A	PTS	PIM
2014-15	Vastra Frolunda	Swed-Jr	16	2	4	6	6	--	--	--	--	--
2015-16	Vastra Frolunda	Swe-Jr	44	17	31	48	34	--	--	--	--	--
	Frolunda	SweHL	1	0	0	0	0	--	--	--	--	--
2016-17	Tri-City	USHL	49	19	28	47	4	--	--	--	--	--
2017-18	U. of Wisconsin	Big-10	34	10	16	26	26	--	--	--	--	--
2018-19	U. of Wisconsin	Big-10	27	8	17	25	10	--	--	--	--	--
2019-20	U. of Wisconsin	Big-10	35	4	18	22	25	--	--	--	--	--
2020-21	U. of Wisconsin	Big-10	31	12	29	41	12	--	--	--	--	--
<b>European Totals</b>			<b>1</b>	<b>0</b>	<b>0</b>	<b>0</b>	<b>0</b>	--	--	--	--	--
<b>College Totals</b>			<b>127</b>	<b>34</b>	<b>80</b>	<b>114</b>	<b>73</b>	--	--	--	--	--
<b>Junior Totals</b>			<b>60</b>	<b>19</b>	<b>35</b>	<b>54</b>	<b>40</b>	--	--	--	--	--
<b>Pro Totals</b>			<b>1</b>	<b>0</b>	<b>0</b>	<b>0</b>	<b>0</b>	--	--	--	--	--



ROCHESTER AMERICANS

# SEASON IN REVIEW





# AHL 2020-21 YEAR-END AWARD WINNERS

## Season in Review

### ATLANTIC DIVISION ALL-STAR TEAM

G	Jeremy Swayman	Providence
D	Samuel Bolduc	Bridgeport
D	Tarmo Reunanen	Hartford
F	Morgan Brown	Hartford
F	Cameron Hughes	Providence
F	Jakub Lauko	Providence

### NORTH DIVISION ALL-STAR TEAM

G	Zane McIntyre	Lehigh Valley
D	<b>Oskari Laaksonen</b>	<b>Rochester</b>
D	Cameron Schilling	Hershey
F	Boris Katchouk	Syracuse
F	Connor McMichael	Hershey
F	Taylor Raddysh	Syracuse

### CANADIAN DIVISION ALL-STAR TEAM

G	Cayden Primeau	Laval
D	Otto Leskinen	Laval
D	Connor Mackey	Stockton
F	Kalle Kossila	Toronto
F	Egor Sokolov	Belleville
F	Nathan Todd	Manitoba

### CENTRAL DIVISION ALL-STAR TEAM

G	Beck Warm	Chicago
D	Calen Addison	Iowa
D	Cody Franson	Rockford
F	Riley Barber	Grand Rapids
F	Riley Damiani	Texas
F	Adam Mascherin	Texas

### PACIFIC DIVISION ALL-STAR TEAM

G	Logan Thompson	Henderson
D	Josh Mahura	San Diego
D	Ryan Murphy	Henderson
F	Cooper Marody	Bakersfield
F	Andrew Poturalski	San Diego
F	T.J. Tynan	Colorado

### TROPHY/AWARD WINNERS

<b>Dudley (Red) Garrett Memorial Award (Outstanding Rookie)</b>	Riley Damiani, Texas
<b>Les Cunningham Award (Regular Season MVP)</b>	T.J. Tynan, Colorado
<b>Aldege "Baz" Bastien Memorial Award (Outstanding Goaltender)</b>	Logan Thompson, Henderson
<b>Eddie Shore Award (Outstanding Defenseman)</b>	Ryan Murphy, Henderson
<b>Willie Marshall Award (Leading Goal Scorer)</b>	Cooper Marody, Bakersfield
<b>John B. Sollenberger Trophy (Leading Scorer – Regular Season)</b>	Andrew Poturalski, San Diego
<b>Harry "Hap" Holmes Award (Team Goaltending)</b>	Pheonix Copley and Zach Fucale, Hershey
<b>Yanick Dupre Memorial Award (AHL Man of the Year)</b>	The head athletic trainers from all 31 AHL member teams, including <b>Michael Dhesse of the Rochester Americans</b>
<b>Fred T. Hunt Memorial Award (Sportsmanship, Determination and Dedication to Hockey)</b>	Cal O'Reilly, Lehigh Valley
<b>Louis A. R. Pieri Memorial Award (Coach of the Year)</b>	Spencer Carbery, Hershey
<b>Jack A. Butterfield Trophy (Playoff MVP)*</b>	Not awarded in 2020-21
<b>James H. Ellery Awards (Outstanding Media)</b>	Tony Brown, Cleveland
<b>Thomas Ebright Award (Outstanding Contributions to the AHL)</b>	Jon Gustafson, San Jose
<b>James C. Hendy Award (Outstanding AHL Executive)</b>	Melissa Caruso, American Hockey League
<b>Michael Condon Memorial Award (Outstanding contributions by an on-ice official)</b>	Tim Mayer
<b>Ken McKenzie Award (Outstanding Executive – PR &amp; Marketing)</b>	Zack Fisch, Hershey



# AHL 2020-21 YEAR-END AWARD WINNERS

## Season in Review

### TEAM AWARDS

---

Calder Cup (Playoff Champion) *	Not awarded in 2020-21
Richard F. Canning Trophy (Eastern Conference Playoff Champion) *	Not awarded in 2020-21
Robert W. Clarke Trophy (Western Conference Playoff Champion) *	Not awarded in 2020-21
MacGregor Kilpatrick Trophy (Regular Season Points Champion) *	Not awarded in 2020-21
Frank S. Mathers Trophy (Canadian Division Champion)	Laval Rocket
Emile Francis Trophy (Atlantic Division Champion)	Providence Bruins
F.G. (Teddy) Oke Trophy (North Division Champion)	Hershey Bears
Sam Pollock Trophy (Central Division Champion)	Chicago Wolves
John D. Chick Trophy (Pacific Division Champion)	Bakersfield Condors

---

\* The AHL did not have a traditional Calder Cup Playoffs format for the 2020-21 season. A best-of-three series was played to determine the Pacific Division winner while the Atlantic, North, Canadian and Central Division winners were determined by regular-season standings.



# AHL REGULAR SEASON DIVISIONAL STANDINGS

## Season in Review

### ATLANTIC DIVISION 2020-21

Team	GP	W	L	OTL	SOL	PTS	PCT	GF	GA	PIM	Home	Road	S/O
1. <i>y</i> Providence	25	15	6	2	2	34	.680	78	60	356	7-4-1-1	8-2-1-1	0-2
2. Hartford	24	14	9	1	0	29	.604	82	74	315	6-6-0-0	8-3-1-0	0-0
3. Bridgeport	24	8	14	2	0	18	.375	59	81	284	4-6-2-0	4-8-0-0	2-0

### NORTH DIVISION 2020-21

Team	GP	W	L	OTL	SOL	PTS	PCT	GF	GA	PIM	Home	Road	S/O
1. <i>y</i> Hershey	33	24	7	2	0	50	.758	110	77	575	14-1-2-0	10-6-0-0	1-0
2. Lehigh Valley	32	18	7	4	2	43	.672	96	92	342	9-3-2-1	9-4-2-1	1-2
3. Syracuse	32	19	10	3	0	41	.641	120	93	351	10-6-0-0	9-4-3-0	1-0
4. Utica	28	16	11	0	1	33	.589	89	88	352	11-2-0-0	5-9-0-1	2-1
5. Wilkes-Barre/Scranton	32	13	13	4	2	32	.500	92	107	364	7-5-3-1	6-8-1-1	0-2
6. <b>Rochester</b>	29	11	15	2	1	25	.431	89	116	429	4-9-2-0	7-6-0-1	2-1
7. Binghamton	35	7	20	5	2	22	.314	89	127	440	3-10-2-2	4-10-3-0	2-2

### CANADIAN DIVISION 2020-21

Team	GP	W	L	OTL	SOL	PTS	PCT	GF	GA	PIM	Home	Road	S/O
1. <i>y</i> Laval	36	23	9	3	1	50	.694	113	87	433	9-6-3-0	14-3-0-1	1-1
2. Manitoba	36	18	13	3	2	41	.569	109	102	362	11-7-2-1	7-6-1-1	2-2
3. Belleville	35	18	16	1	0	37	.529	102	111	443	9-9-0-0	9-7-1-0	1-0
4. Toronto	35	16	17	0	2	34	.486	111	119	319	7-10-0-1	9-7-0-1	0-2
5. Stockton	30	11	17	2	0	24	.400	79	95	377	2-8-1-0	9-9-1-0	1-0

### CENTRAL DIVISION 2020-21

Team	GP	W	L	OTL	SOL	PTS	PCT	GF	GA	PIM	Home	Road	S/O
1. <i>y</i> Chicago	33	21	9	1	2	45	.682	132	94	529	12-3-0-1	9-6-1-1	0-2
2. Cleveland	29	16	10	1	2	35	.603	101	86	410	8-5-0-1	8-5-1-1	1-2
3. Grand Rapids	32	16	12	3	1	36	.563	96	97	428	8-4-3-1	8-8-0-0	0-1
4. Iowa	34	17	13	4	0	38	.559	107	113	644	9-6-2-0	8-7-2-0	0-0
5. Texas	38	17	18	3	0	37	.487	117	124	375	8-8-3-0	9-10-0-0	2-0
6. Rockford	32	12	19	1	0	25	.391	89	115	390	8-9-0-0	4-10-1-0	2-0

### PACIFIC DIVISION 2020-21

Team	GP	W	L	OTL	SOL	PTS	PCT	GF	GA	PIM	Home	Road	S/O
1. <i>y</i> Henderson	39	25	13	0	1	51	.654	125	102	497	14-5-0-1	11-8-0-0	1-1
2. Bakersfield	39	24	14	0	1	49	.628	129	104	409	14-4-0-1	10-10-0-0	2-1
3. San Diego	44	26	17	1	0	53	.602	153	142	573	15-6-1-0	11-11-0-0	0-0
4. San Jose	36	15	15	4	2	36	.500	105	127	465	10-6-2-1	5-9-2-1	0-2
5. Colorado	34	15	15	3	1	34	.500	101	104	318	7-7-2-1	8-8-1-0	0-1
6. Ontario	40	17	19	4	0	38	.475	136	149	418	6-10-4-0	11-9-0-0	1-0
7. Tucson	36	13	20	3	0	29	.403	103	126	405	4-12-1-0	9-8-2-0	0-0

*y* = clinched division title



# 2020-21 AHL OVERALL STANDINGS

## Season in Review

### EASTERN CONFERENCE 2020-21 REGULAR SEASON

Team	GP	W	L	OTL	SOL	PTS	PCT	GF	GA	PIM	Home	Road	S/O
1. y Hershey	33	24	7	2	0	50	.758	110	77	575	14-1-2-0	10-6-0-0	1-0
2. y Laval	36	23	9	3	1	50	.694	113	87	433	9-6-3-0	14-3-0-1	1-1
3. y Chicago	33	21	9	1	2	45	.682	132	94	529	12-3-0-1	9-6-1-1	0-2
4. y Providence	25	15	6	2	2	34	.680	78	60	356	7-4-1-1	8-2-1-1	0-2
5. Lehigh Valley	32	18	7	4	2	43	.672	96	92	342	9-3-2-1	9-4-2-1	1-2
6. y Henderson	39	25	13	0	1	51	.654	125	102	497	14-5-0-1	11-8-0-0	1-1
7. Syracuse	32	19	10	3	0	41	.641	120	93	351	10-6-0-0	9-4-3-0	1-0
8. Bakersfield	39	24	14	0	1	49	.628	129	104	409	14-4-0-1	10-10-0-0	2-1
9. Hartford	24	14	9	1	0	29	.604	82	74	315	6-6-0-0	8-3-1-0	0-0
10. Cleveland	29	16	10	1	2	35	.603	101	86	410	8-5-0-1	8-5-1-1	1-2
11. San Diego	44	26	17	1	0	53	.602	153	142	573	15-6-1-0	11-11-0-0	0-0
12. Utica	28	16	11	0	1	33	.589	89	88	352	11-2-0-0	5-9-0-1	2-1
13. Manitoba	36	18	13	3	2	41	.569	109	102	362	11-7-2-1	7-6-1-1	2-2
14. Grand Rapids	32	16	12	3	1	36	.563	96	97	428	8-4-3-1	8-8-0-0	0-1
15. Iowa	34	17	13	4	0	38	.559	107	113	644	9-6-2-0	8-7-2-0	0-0
16. Belleville	35	18	16	1	0	37	.529	102	111	443	9-9-0-0	9-7-1-0	1-0
17. San Jose	36	15	15	4	2	36	.500	105	127	465	10-6-2-1	5-9-2-1	0-2
18. Colorado	34	15	15	3	1	34	.500	101	104	318	7-7-2-1	8-8-1-0	0-1
19. Wilkes-Barre/Scranton	32	13	13	4	2	32	.500	92	107	364	7-5-3-1	6-8-1-1	0-2
20. Texas	38	17	18	3	0	37	.487	117	124	375	8-8-3-0	9-10-0-0	2-0
21. Toronto	35	16	17	0	2	34	.486	111	119	319	7-10-0-1	9-7-0-1	0-2
22. Ontario	40	17	19	4	0	38	.475	136	149	418	6-10-4-0	11-9-0-0	1-0
<b>23. Rochester</b>	<b>29</b>	<b>11</b>	<b>15</b>	<b>2</b>	<b>1</b>	<b>25</b>	<b>.431</b>	<b>89</b>	<b>116</b>	<b>429</b>	<b>4-9-2-0</b>	<b>7-6-0-1</b>	<b>2-1</b>
24. Tucson	36	13	20	3	0	29	.403	103	126	405	4-12-1-0	9-8-2-0	0-0
25. Stockton	30	11	17	2	0	24	.400	79	95	377	2-8-1-0	9-9-1-0	1-0
26. Rockford	32	12	19	1	0	25	.391	89	115	390	8-9-0-0	4-10-1-0	2-0
27. Bridgeport	24	8	14	2	0	18	.375	59	81	284	4-6-2-0	4-8-0-0	2-0
28. Binghamton	35	7	20	5	2	22	.314	89	127	440	3-10-2-2	4-10-3-0	2-2

y = clinched division title



# 2020-21 REGULAR SEASON SCORING LEADERS

## Season in Review

### POINTS

#	PLAYER	TEAM	GP	G	A	PTS
1	Andrew Poturalski	SD	44	9	34	43
2	Danny O'Regan	HSK	37	16	21	37
3	Cooper Marody	BAK	39	21	15	36
4	* Riley Damiani	TEX	36	11	25	36
5	Tyler Benson	BAK	36	10	26	36
6	Chase De Leo	SD	37	15	20	35
7	T.J. Tynan	COL	27	8	27	35
8	Riley Barber	GR	32	20	14	34
9	Adam Mascherin	TEX	37	18	16	34
10	Boris Katchouk	SYR	29	11	23	34
11	* Jack Dugan	HSK	37	10	23	33
12	* Phil Tomasino	CHI	29	13	19	32
13	Nathan Todd	MB	36	12	20	32
14	Tommy Novak	CHI	27	8	24	32
15	* Arthur Kaliyev	ONT	40	14	17	31
16	Gabriel Dumont	IA	34	12	19	31
17	Kevin Roy	TUC	35	11	19	30
18	Adam Cracknell	BAK	39	11	19	30
several tied at						29

### GOALS

#	PLAYER	TEAM	GP	G
1	Cooper Marody	BAK	39	21
2	Riley Barber	GR	32	20
3	Adam Mascherin	TEX	37	18
4	Danny O'Regan	HSK	37	16
several tied at				15

### POWER-PLAY GOALS

#	PLAYER	TEAM	PPG
1	Andrew Agozzino	SD	8
2	Riley Barber	GR	8
3	Chase De Leo	SD	7
several tied at			6

### SHORTHANDED GOALS

#	PLAYER	TEAM	SHG
1	Lias Andersson	ONT	3
2	Gage Quinney	HSK	3
3	* Chris Wilkie	RFD	3
several tied at			2

### SHOTS

#	PLAYER	TEAM	SHOTS
1	Mikey Eyssimont	ONT	135
2	Riley Barber	GR	134
3	* Connor McMichael	HER	127
4	Chase De Leo	SD	124
5	Nathan Todd	MB	121

\* rookie

### PENALTY MINUTES

#	PLAYER	TEAM	GP	PIM
1	Kale Kessy	HER	21	115
2	Cody McLeod	IA	30	93
3	* Ian McKinnon	PRO	10	81
4	Dylan McIlrath	GR	29	70
5	Josh Healey	CHI	33	70

### MAJOR PENALTIES

#	PLAYER	TEAM	MAJORS
1	Josh Healey	CHI	8
several tied at			6

### MINOR PENALTIES

#	PLAYER	TEAM	MINORS
1	Cody McLeod	IA	24
2	Gabriel Dumont	IA	20
several tied at			17

### ASSISTS

#	PLAYER	TEAM	GP	A
1	Andrew Poturalski	SD	44	34
2	T.J. Tynan	COL	27	27
3	Tyler Benson	BAK	36	26
4	* Riley Damiani	TEX	36	25
5	Tommy Novak	CHI	27	24

### SHORTHANDED ASSISTS

#	PLAYER	TEAM	SHA
1	Boris Katchouk	SYR	3
several tied at			2

### POWER-PLAY ASSISTS

#	PLAYER	TEAM	PPA
1	Ryan Murphy	HSK	13
2	T.J. Tynan	COL	12
3	Taro Hirose	GR	12
4	* Jack Dugan	HSK	12
5	Andrew Poturalski	SD	12

### POWER-PLAY POINTS

#	PLAYER	TEAM	PP PTS
1	Riley Barber	GR	17
2	T.J. Tynan	COL	14
3	Chase De Leo	SD	14
4	Ryan Murphy	HSK	14
several tied at			13



# 2020-21 REGULAR SEASON SCORING LEADERS

## Season in Review

### SHOOTING PERCENTAGE

#	PLAYER	TEAM	GOALS	SHOTS	PCT
1	Rem Pitlick	CHI	8	18	44.4
2	Brian Pinho	HER	8	23	34.8
3	Tanner Jeannot	CHI	10	30	33.3
4	* Seth Jarvis	CHI	7	24	29.2
5	Brandon Pirri	RFD	8	28	28.6

Shooting % - Minimum of 16 shots.

### SHOOTOUT GOALS

#	PLAYER	TEAM	SOG
1	Jean-Sebastien Dea	ROC	3
	several tied at		2

### SHOOTOUT PERCENTAGE

#	PLAYER	TEAM	SOG	SO ATT	SO PCT
	several tied at				100.0

Shootout % - Minimum of 1 attempt

### PLUS-MINUS

#	PLAYER	TEAM	+/-
1	Ryan McLeod	BAK	23
2	* Phil Tomasino	CHI	20
3	Cavan Fitzgerald	CHI	19
4	* Zack Hayes	HSK	18
	several tied at		17

\*rookie

### SHORTHANDED POINTS

#	PLAYER	TEAM	SH PTS
1	Dylan McLaughlin	RFD	4
2	* Benoit-Olivier Groulx	SD	4
	several tied at		3

### GAME-WINNING GOALS

#	PLAYER	TEAM	GWG
1	* Connor McMichael	HER	8
2	Riley Barber	GR	6
3	Vinni Lettieri	SD	5
	several tied at		4

### SO-WINNING GOALS

#	PLAYER	TEAM	SOWG
	several tied at		1



# 2020-21 REGULAR SEASON ROOKIE LEADERS

## Season in Review

### POINTS

#	PLAYER	TEAM	GP	G	A	PTS
1	* Riley Damiani	TEX	36	11	25	36
2	* Jack Dugan	HSK	37	10	23	33
3	* Phil Tomasino	CHI	29	13	19	32
4	* Arthur Kaliyev	ONT	40	14	17	31
5	* Benoit-Olivier Groulx	SD	42	10	19	29
6	* Connor McMichael	HER	33	14	13	27
7	* Akil Thomas	ONT	40	11	15	26
8	* Cole Perfetti	MB	32	9	17	26
9	* Egor Sokolov	BEL	35	15	10	25
10	* Thomas Harley	TEX	38	8	17	25
11	* Tyler Angle	CLE	23	11	13	24
12	* Calen Addison	IA	31	6	16	22
13	* David Cotton	CHI	26	14	7	21
14	* Alex Limoges	SD	23	11	10	21
15	* Trevor Zegras	SD	17	10	11	21
16	* Morgan Barron	HFD	21	10	11	21
17	* Alex Turcotte	ONT	32	6	15	21
several tied at						20

### MAJOR PENALTIES

#	PLAYER	TEAM	MAJORS
1	* Ian McKinnon	PRO	5
2	* Jan Jenik	TUC	4
3	* Jerad Rosburg	TEX	4
several tied at			3

### MINOR PENALTIES

#	PLAYER	TEAM	MINORS
1	* Jan Jenik	TUC	15
2	* Zachary Gallant	SJ	14
3	* Connor Mackey	STK	14
4	* Jake Slaker	TEX	14
several tied at			13

### PENALTY MINUTES

#	PLAYER	TEAM	GP	PIM
1	* Ian McKinnon	PRO	10	81
2	* Matej Pekar	ROC	25	50
3	* Jan Jenik	TUC	29	50
4	* Jamieson Rees	CHI	29	47
5	* Phil Tomasino	CHI	29	43

### GOALS

#	PLAYER	TEAM	GP	G
1	* Egor Sokolov	BEL	35	15
2	* Arthur Kaliyev	ONT	40	14
3	* Connor McMichael	HER	33	14
4	* David Cotton	CHI	26	14
5	* Jeff Malott	MB	34	14

\*rookie

### POWER-PLAY GOALS

#	PLAYER	TEAM	PPG
1	* Morgan Barron	HFD	6
2	* Connor McMichael	HER	6
3	* David Cotton	CHI	5
4	* Carson Meyer	CLE	5
5	* Dominik Bokk	CHI	5

### SHORTHANDED GOALS

#	PLAYER	TEAM	SHG
1	* Chris Wilkie	RFD	3
2	* Nate Sucese	TUC	2
3	* Aidan Dudas	ONT	2
4	* Bryce Kindopp	SD	2
5	* Benoit-Olivier Groulx	SD	2

### ASSISTS

#	PLAYER	TEAM	GP	A
1	* Riley Damiani	TEX	36	25
2	* Jack Dugan	HSK	37	23
3	* Phil Tomasino	CHI	29	19
4	* Benoit-Olivier Groulx	SD	42	19
several tied at				17

### POWER-PLAY ASSISTS

#	PLAYER	TEAM	PPA
1	* Jack Dugan	HSK	12
2	* Cole Perfetti	MB	9
3	* Thomas Harley	TEX	9
several tied at			8

### SHORTHANDED ASSISTS

#	PLAYER	TEAM	SHA
several tied at			2

### SHOTS

#	PLAYER	TEAM	SHOTS
1	* Connor McMichael	HER	127
2	* Arthur Kaliyev	ONT	109
3	* Phil Tomasino	CHI	91
4	* Akil Thomas	ONT	85
5	* Calen Addison	IA	78

### PLUS-MINUS

#	PLAYER	TEAM	+/-
1	* Phil Tomasino	CHI	20
2	* Zack Hayes	HSK	18
3	* Tobie Paquette-Bisson	LAV	17
4	* Max Gildon	BAK	16
several tied at			14



# 2020-21 REGULAR SEASON ROOKIE LEADERS

## Season in Review

### POWER-PLAY POINTS

#	PLAYER	TEAM	PP PTS
1	* Cole Perfetti	MB	13
2	* Connor McMichael	HER	13
3	* Jack Dugan	HSK	13
4	* Phil Tomasino	CHI	12
5	* Thomas Harley	TEX	11

### SHORTHANDED POINTS

#	PLAYER	TEAM	SH PTS
1	* Benoit-Olivier Groulx	SD	4
2	* Liam Foudy	CLE	3
3	* Chris Wilkie	RFD	3
4	* Samuel Asselin	PRO	3
	several tied at		2

### GAME-WINNING GOALS

#	PLAYER	TEAM	GWG
1	* Connor McMichael	HER	8
	several tied at		3

### SO-WINNING GOALS

#	PLAYER	TEAM	SOWG
	several tied at		1

\*rookie

### SHOOTING PERCENTAGE

#	PLAYER	TEAM	GOALS	SHOTS	PCT
1	* Seth Jarvis	CHI	7	24	29.2
2	* Alex Limoges	SD	11	39	28.2
3	* David Cotton	CHI	14	53	26.4
4	* Josh Dunne	CLE	8	31	25.8
5	* Henry Bowlby	SYR	8	32	25.0

Shooting % - Minimum of 16 shots.

### SHOOTOUT PERCENTAGE

#	PLAYER	TEAM	SOG	SO ATT	SO PCT
	several tied at				100.0

Shootout % - Minimum of 1 attempt

### SHOOTOUT GOALS

#	PLAYER	TEAM	SOG
1	* Tyson Foerster	LHV	2
2	* Blade Jenkins	BRI	2
3	* Graeme Clarke	BNG	2
	several tied at		1



# 2020-21 REGULAR SEASON DEFENSEMEN LEADERS

## Season in Review

### POINTS

#	PLAYER	TEAM	GP	G	A	PTS
1	Ryan Murphy	HSK	37	5	22	27
2	* Thomas Harley	TEX	38	8	17	25
3	* Calen Addison	IA	31	6	16	22
4	Max Lajoie	CHI	27	6	15	21
5	Josh Mahura	SD	28	6	14	20
6	Sean Durzi	ONT	39	4	16	20
7	Cameron Schilling	HER	31	4	15	19
8	David Warsofsky	CHI	22	2	17	19
9	* Max Gildon	BAK	32	2	17	19
10	Frederic Allard	CHI	25	3	15	18
11	Thomas Schemitsch	CLE	28	2	16	18
12	Joe Hicketts	GR	32	1	17	18
13	Dillon Simpson	CLE	23	6	11	17
14	Tarmo Reunanen	HFD	21	4	13	17
15	Cody Franson	RFD	26	4	13	17
16	Ben Gleason	TEX	37	4	13	17
17	Martin Fehervary	HER	24	3	14	17
18	* Oskari Laaksonen	ROC	28	2	15	17
19	Otto Leskinen	LAV	33	1	16	17
20	* Connor Mackey	STK	27	3	13	16

### MAJOR PENALTIES

#	PLAYER	TEAM	MAJORS
1	Josh Healey	CHI	8
2	Dylan McIlraith	GR	6
3	Mason Geertsens	HFD	5
	several tied at		4

### MINOR PENALTIES

#	PLAYER	TEAM	MINORS
1	Sean Durzi	ONT	16
	several tied at		15

### PENALTY MINUTES

#	PLAYER	TEAM	GP	PIM
1	Dylan McIlraith	GR	29	70
2	Josh Healey	CHI	33	70
3	Eddie Wittchow	HER	19	62
4	Trevor Carrick	SD	39	53
5	Keaton Thompson	IA	33	48

### GOALS

#	PLAYER	TEAM	GP	G
1	* Thomas Harley	TEX	38	8
2	* Brady Lyle	PRO	25	7
3	Jonathan Aspirot	BEL	27	7
	several tied at			6

### POWER-PLAY GOALS

#	PLAYER	TEAM	PPG
1	Jonathan Aspirot	BEL	5
2	Kodie Curran	SD	3
	several tied at		2

### SHORTHANDED GOALS

#	PLAYER	TEAM	SHG
	several tied at		1

### ASSISTS

#	PLAYER	TEAM	GP	A
1	Ryan Murphy	HSK	37	22
2	David Warsofsky	CHI	22	17
3	* Max Gildon	BAK	32	17
4	Joe Hicketts	GR	32	17
5	* Thomas Harley	TEX	38	17

### POWER-PLAY ASSISTS

#	PLAYER	TEAM	PPA
1	Ryan Murphy	HSK	13
2	David Warsofsky	CHI	11
3	Cameron Schilling	HER	9
4	* Thomas Harley	TEX	9
	several tied at		8

### SHORTHANDED ASSISTS

#	PLAYER	TEAM	SHA
	several tied at		2

### SHOTS

#	PLAYER	TEAM	SHOTS
1	* Calen Addison	IA	78
2	Ryan Murphy	HSK	78
3	* Cam Lee	WBS	75
4	* Thomas Harley	TEX	72
	several tied at		71

### PLUS-MINUS

#	PLAYER	TEAM	+/-
1	Cavan Fitzgerald	CHI	19
2	* Zack Hayes	HSK	18
3	* Tobie Paquette-Bisson	LAV	17
4	* Max Gildon	BAK	16
5	Otto Leskinen	LAV	15



# 2020-21 REGULAR SEASON DEFENSEMEN LEADERS

## Season in Review

### POWER-PLAY POINTS

#	PLAYER	TEAM	PP PTS
1	Ryan Murphy	HSK	13
2	David Warsofsky	CHI	11
3	Cameron Schilling	HER	9
4	* Thomas Harley	TEX	9
	several tied at		8

### SHORTHANDED POINTS

#	PLAYER	TEAM	SH PTS
1	Martin Fehervary	HER	3
	several tied at		2

### GAME-WINNING GOALS

#	PLAYER	TEAM	GWG
1	Derrick Pouliot	LHV	3
2	* Jett Woo	UTI	3
	several tied at		2

### SO-WINNING GOALS

#	PLAYER	TEAM	SOWG
1	Cody Franson	RFD	1
2	Mitch Reinke	UTI	1
3	* Bode Wilde	BRI	1
	several tied at		0

\*rookie

### SHOOTING PERCENTAGE

#	PLAYER	TEAM	GOALS	SHOTS	PCT
1	* Brady Lyle	PRO	7	35	20.0
2	Teemu Kivihalme	TOR	6	31	19.4
3	Jonathan Aspirot	BEL	7	37	18.9
4	Dillon Simpson	CLE	6	34	17.6
5	Devante Stephens	SYR	5	31	16.1

Shooting % - Minimum of 16 shots.

### SHOOTOUT PERCENTAGE

#	PLAYER	TEAM	SOG	SO ATT	SO PCT
1	Cody Franson	RFD	1	1	100.0
2	* Brady Lyle	PRO	1	2	50.0
3	Mitch Reinke	UTI	1	2	50.0
4	* Bode Wilde	BRI	1	2	50.0
	several tied at				0.0

Shootout % - Minimum of 1 attempts

### SHOOTOUT GOALS

#	PLAYER	TEAM	SOG
1	Cody Franson	RFD	1
2	* Brady Lyle	PRO	1
3	Mitch Reinke	UTI	1
4	* Bode Wilde	BRI	1
	several tied at		0



# 2020-21 GOALTENDING LEADERS

## Season in Review

### GOALS-AGAINST AVERAGE (based on 660 or more minutes played)

#	GOALTENDER	TEAM	GP	MINS	W	L	OT	EN	SO	GA	GAA	SOGP	SOW	SOL	SOGA	SOA	SO%	SA	SVS	SV%
1	Zach Fucale	HER	11	665:36	9	2	0	1	1	20	1.80	1	1	0	0	2	1.000	294	274	.932
2	* Logan Thompson	HSK	23	1349:37	16	6	1	5	2	44	1.96	2	1	1	4	8	.500	768	724	.943
3	Cayden Primeau	LAV	16	914:03	11	4	0	0	2	32	2.10	0	0	0	0	0	.000	350	318	.909
4	* Alex D'Orio	WBS	11	661:06	6	3	1	3	0	24	2.18	1	0	1	1	3	.667	281	257	.915
5	Zane McIntyre	LHV	19	1079:45	11	3	3	2	1	42	2.33	2	1	1	3	6	.500	505	463	.917
6	Stuart Skinner	BAK	31	1786:59	20	9	1	2	2	71	2.38	2	1	1	3	6	.500	824	753	.914
7	Michael McNiven	LAV	13	787:23	7	3	3	1	1	34	2.59	2	1	1	1	6	.833	325	291	.895
8	Phenonix Copley	HER	15	902:25	10	4	1	0	2	40	2.66	0	0	0	0	0	.000	386	346	.896
9	Garret Sparks	STK	16	891:02	5	10	0	7	0	40	2.69	0	0	0	0	0	.000	461	421	.913
10	Adam Huska	HFD	13	734:06	9	4	0	1	0	33	2.70	0	0	0	0	0	.000	299	266	.890
11	Brad Thiessen	CLE	12	723:39	4	5	3	4	0	33	2.74	2	0	2	2	5	.600	332	299	.901
12	* Beck Warm	CHI	14	787:52	8	4	1	0	2	36	2.74	0	0	0	0	0	.000	419	383	.914
13	Pat Nagle	GR	12	668:32	6	6	0	2	0	31	2.78	0	0	0	0	0	.000	287	256	.892
14	Spencer Martin	SYR	15	846:39	7	5	2	1	0	40	2.83	1	1	0	1	3	.667	432	392	.907
15	Filip Gustavsson	BEL	13	775:46	5	7	1	1	1	37	2.86	0	0	0	0	0	.000	410	373	.910
16	Samuel Montembeault	SYR	13	774:53	8	4	1	2	1	37	2.86	0	0	0	0	0	.000	362	325	.898
17	* Lukas Dostal	SD	24	1423:34	15	9	0	3	0	68	2.87	0	0	0	0	0	.000	813	745	.916
18	Kevin Boyle	GR	12	686:06	7	3	1	2	0	33	2.89	0	0	0	0	0	.000	281	248	.883
19	Mikhail Berdin	MB	30	1741:57	13	11	4	4	0	84	2.89	3	2	1	3	10	.700	814	730	.897
20	* Adam Scheel	TEX	12	666:38	4	7	1	3	0	34	3.06	1	1	0	0	3	1.000	387	353	.912

### WINS

#	PLAYER	TEAM	WINS
1	Stuart Skinner	BAK	20
2	* Logan Thompson	HSK	16
3	* Lukas Dostal	SD	15
4	Mikhail Berdin	MB	13
	several tied at		11

### MINUTES

#	PLAYER	TEAM	MIN
1	Stuart Skinner	BAK	1786:59
2	Mikhail Berdin	MB	1741:57
3	* Lukas Dostal	SD	1423:34
4	* Logan Thompson	HSK	1349:37
5	* Hunter Jones	IA	1097:19

### SAVES

#	PLAYER	TEAM	SAVES
1	Stuart Skinner	BAK	753
2	* Lukas Dostal	SD	745
3	Mikhail Berdin	MB	730
4	* Logan Thompson	HSK	724
5	Ivan Prosvetov	TUC	536

### SHOOTOUT WINS

#	PLAYER	TEAM	SOW
1	* Jake Kielly	UTI	2
2	Mikhail Berdin	MB	2
	several tied at		1

\* rookie

### LOSSES

#	PLAYER	TEAM	LOSSES
1	Mikhail Berdin	MB	11
2	Gilles Senn	BNG	10
3	Garret Sparks	STK	10
	several tied at		9

### SHUTOUTS

#	PLAYER	TEAM	SHUTOUTS
	several tied at		2

### SAVE PERCENTAGE

#	PLAYER	TEAM	GA	SAVES	SV%
1	* Logan Thompson	HSK	44	724	.943
2	Zach Fucale	HER	20	274	.932
3	Zane McIntyre	LHV	42	463	.917
4	* Lukas Dostal	SD	68	745	.916
5	* Alex D'Orio	WBS	24	257	.915

### SHOOTOUT PERCENTAGE

#	PLAYER	TEAM	SAVES	ATTEMPTS	SV%
1	Matiss Kivlenieks	CLE	3	3	1.000
2	* Adam Scheel	TEX	3	3	1.000
3	Evan Cormier	BNG	3	3	1.000
4	Billy Christopoulos	ROC	3	3	1.000
	several tied at				0.833

Shootout % - Minimum of 3 attempts

### SHOOTOUT LOSSES

#	PLAYER	TEAM	SOL
1	Brad Thiessen	CLE	2
	several tied at		1



# 2020-21 AHL SPECIAL TEAMS

## Season in Review

### OVERALL POWER-PLAY EFFICIENCY

RANK	TEAM	GP	ADV	PPGF	PCT
1	HFD	24	96	26	27.1
2	CLE	29	108	29	26.9
3	<b>ROC</b>	<b>29</b>	<b>108</b>	<b>27</b>	<b>25.0</b>
4	CHI	33	137	34	24.8
5	GR	32	121	26	21.5
6	COL	34	117	25	21.4
7	BEL	35	122	25	20.5
8	SD	44	173	35	20.2
9	SYR	32	100	20	20.0
10	UTI	28	124	24	19.4
11	HSK	39	138	26	18.8
12	HER	33	128	24	18.8
13	MB	36	135	25	18.5
14	PRO	25	104	19	18.3
15	TEX	38	154	28	18.2
16	WBS	32	133	24	18.0
17	BAK	39	123	22	17.9
18	LHV	32	123	22	17.9
19	STK	30	101	18	17.8
20	SJ	36	118	21	17.8
21	LAV	36	99	17	17.2
22	TOR	35	124	21	16.9
23	BNG	35	146	24	16.4
24	RFD	32	104	17	16.3
25	TUC	36	147	24	16.3
26	ONT	40	146	21	14.4
27	BRI	24	93	13	14.0
28	IA	34	137	19	13.9

### OVERALL PENALTY-KILLING EFFICIENCY

RANK	TEAM	GP	TSH	PPGA	PCT
1	BAK	39	117	17	85.5
2	SD	44	181	27	85.1
3	PRO	25	99	15	84.8
4	TUC	36	138	21	84.8
5	COL	34	114	18	84.2
6	LHV	32	109	18	83.5
7	BEL	35	145	24	83.4
8	HER	33	144	24	83.3
9	CHI	33	137	23	83.2
10	LAV	36	122	21	82.8
11	TOR	35	96	17	82.3
12	TEX	38	134	24	82.1
13	WBS	32	117	21	82.1
14	HFD	24	94	17	81.9
15	UTI	28	110	20	81.8
16	CLE	29	103	19	81.6
17	ONT	40	146	27	81.5
18	IA	34	139	26	81.3
19	SYR	32	129	26	79.8
20	STK	30	109	22	79.8
21	MB	36	109	22	79.8
22	BNG	35	140	30	78.6
23	HSK	39	147	33	77.6
24	RFD	32	116	27	76.7
25	BRI	24	101	25	75.2
26	<b>ROC</b>	<b>29</b>	<b>121</b>	<b>30</b>	<b>75.2</b>
27	GR	32	115	29	74.8
28	SJ	36	127	33	74.0



# 2020-21 ATTENDANCE REPORT

## Season in Review

### 2020-21 ATTENDANCE REPORT

Team	GP	Attendance	Average
Bakersfield	19	4,928	259
Belleville	18	0	0
Binghamton	18	0	0
Bridgeport	12	0	0
Chicago	16	0	0
Colorado	17	0	0
Grand Rapids	16	9,887	618
Hartford	12	0	0
Henderson	20	27,004	1,350
Hershey	17	17,093	1,005
Iowa	17	55,645	3,273
Cleveland	14	53,548	3,825
Laval	18	0	0
Lehigh Valley	15	0	0
Manitoba	21	0	0
Ontario	20	0	0
Providence	13	0	0
<b>Rochester</b>	<b>15</b>	<b>0</b>	<b>0</b>
Rockford	17	0	0
San Diego	22	0	0
San Jose	19	0	0
Stockton	11	0	0
Syracuse	16	0	0
Texas	19	39,967	2,104
Toronto	18	0	0
Tucson	17	14,500	853
Utica	13	3,952	304
W-B/Scranton	16	12,519	782
<b>TOTALS</b>	<b>466</b>	<b>239,043</b>	<b>513</b>



# AMERKS STATISTICS

## 2020-2021 FINAL STATISTICS

### Season in Review

#### 2020-2021 FINAL STATISTICS

No.	PLAYER	POS	GP	G	A	PTS	+/-	PIM	PP	PPA	SHG	SHA	GW	FG	IG	OT	UA	EN	SOG	SOA	SGW	SO%	SH	SH%
81	Brett Murray	LW	27	9	11	20	-7	23	6	4	0	0	2	0	0	0	0	0	0	0	0	0.0	52	17.3
40	Remi Elie	LW	28	10	9	19	-1	18	1	3	0	0	0	2	1	0	1	1	0	0	0	0.0	61	16.4
28	Michael Mersch	LW	28	8	11	19	1	24	3	2	0	2	0	1	0	0	0	0	0	0	0	0.0	66	12.1
2	* Oskari Laaksonen	D	28	2	15	17	-6	6	2	8	0	0	0	1	0	0	0	0	0	0	0	0.0	28	7.1
39	Jean-Sebastien Dea	C	15	6	9	15	6	4	4	4	1	0	0	1	2	0	0	1	3	3	1	100.0	31	19.4
22	Arttu Ruotsalainen	C	13	5	8	13	-2	2	1	8	0	0	0	0	1	0	1	1	0	1	0	0.0	33	15.2
19	C.J. Smith	LW	15	4	9	13	-4	6	1	4	0	0	1	2	0	0	0	0	1	1	0	100.0	28	14.3
24	* Mattias Samuelsson	D	23	3	10	13	-8	12	0	1	0	1	0	0	0	0	1	0	0	0	0	0.0	39	7.7
5	Casey Fitzgerald	D	22	2	9	11	-10	34	0	3	1	0	0	0	0	0	0	0	0	0	0	0.0	39	5.1
57	Nick DeSimone (total)	D	22	0	11	11	-5	4	0	2	0	1	0	0	0	0	0	0	0	0	0	0.0	39	0.0
	SJ	D	14	0	5	5	-4	2	0	1	0	1	0	0	0	0	0	0	0	0	0	0.0	29	0.0
	ROC	D	8	0	6	6	-1	2	0	1	0	0	0	0	0	0	0	0	0	0	0	0.0	10	0.0
17	Steven Fogarty	RW	16	7	3	10	-8	10	5	1	0	1	1	1	0	1	0	0	0	1	0	0.0	35	20.0
29	* Dominic Franco	C	23	4	5	9	-6	24	1	0	0	0	1	0	0	0	0	0	0	0	0	0.0	27	14.8
43	Brent Gates Jr. (total)	LW	14	2	7	9	-9	4	0	2	0	0	0	0	0	0	0	0	0	0	0	0.0	21	9.5
	SD	LW	2	0	1	1	1	0	0	0	0	0	0	0	0	0	0	0	0	0	0	0.0	1	0.0
	ROC	LW	12	2	6	8	-10	4	0	2	0	0	0	0	0	0	0	0	0	0	0	0.0	20	10.0
25	* Jack Quinn	RW	15	2	7	9	-14	8	2	3	0	0	0	0	1	0	0	0	1	2	1	50.0	25	8.0
15	Andrew Oglevie	RW	12	3	4	7	-2	10	1	3	0	0	1	0	0	0	1	0	0	0	0	0.0	26	11.5
27	* Patrick Polino	RW	20	3	4	7	-3	2	0	1	1	0	0	0	0	0	0	0	0	0	0	0.0	26	11.5
20	* Ryan Jones	D	29	1	6	7	-9	14	0	0	0	1	0	1	0	0	0	0	0	0	0	0.0	27	3.7
45	Brendan Warren	LW	10	4	2	6	-1	2	0	0	1	0	1	0	0	0	0	0	0	0	0	0.0	16	25.0
12	* Matej Pekar	LW	25	1	5	6	-10	50	0	0	0	0	0	0	1	0	0	0	0	0	0	0.0	30	3.3
10	* Brandon Biro	LW	15	2	3	5	-5	4	0	2	0	0	0	0	0	0	0	0	0	0	0	0.0	20	10.0
7	Brandon Hawkins	RW	10	1	3	4	-3	24	0	1	0	0	0	0	0	0	0	0	0	1	0	0.0	15	6.7
44	* Griffin Luce	D	22	2	1	3	2	27	0	0	0	0	1	1	0	0	0	0	0	0	0	0.0	18	11.1
77	* Nicholas Welsh	D	17	1	2	3	-1	10	0	0	0	0	0	0	0	0	0	0	0	0	0	0.0	8	12.5
18	Jacob Bryson	D	5	0	3	3	-3	2	0	1	0	0	0	0	0	0	0	0	0	0	0	0.0	5	0.0
21	Ryan Scarfo	C	9	2	0	2	-3	10	0	0	0	0	1	1	0	0	0	0	0	0	0	0.0	11	18.2
13	Patrick McGrath	RW	11	1	1	2	1	24	0	0	0	0	0	0	0	0	0	0	0	0	0	0.0	1	100.0
8	Dylan Blujus	D	21	1	1	2	-6	14	0	0	0	0	0	1	0	0	0	0	0	0	0	0.0	16	6.3
74	Rasmus Asplund	C	3	0	2	2	-2	0	0	1	0	0	0	0	0	0	0	0	0	0	0	0.0	5	0.0
37	Dalton Smith	LW	22	1	0	1	-6	45	0	0	0	0	0	1	0	0	0	0	0	0	0	0.0	27	3.7
51	Alec McCrea	D	14	0	1	1	-1	4	0	0	0	0	0	0	0	0	0	0	0	0	0	0.0	5	0.0
88	Brandon Davidson	D	2	0	0	0	0	0	0	0	0	0	0	0	0	0	0	0	0	0	0	0.0	7	0.0
30	Dustin Tokarski	G	2	0	0	0	0	2	0	0	0	0	0	0	0	0	0	0	0	0	0	0.0	0	0.0
41	Michael Houser	G	4	0	0	0	0	0	0	0	0	0	0	0	0	0	0	0	0	0	0	0.0	0	0.0
31	Billy Christopoulos (total)	G	5	0	0	0	0	0	0	0	0	0	0	0	0	0	0	0	0	0	0	0.0	0	0.0
34	Stefanos Lekkas	G	7	0	0	0	0	0	0	0	0	0	0	0	0	0	0	0	0	0	0	0.0	0	0.0
1	* Ukko-Pekka Luukkonen	G	14	0	0	0	0	0	0	0	0	0	0	0	0	0	0	0	0	0	0	0.0	0	0.0
	BENCH		29	2				8														0.0	2	
	TOTALS		29	89	156	243	-122	429	27	53	4	5	9	13	6	1	4	3	5	9	2	55.6	759	11.5

No.	GOALIE	GP	MINS	W	L	OT	SO	EN	GA	GAA	SOGP	SOW	SOL	SOGA	SOA	SO%	SA	SVS	SV%
41	Michael Houser	4	231:55	1	3	0	0	1	9	2.33	0	0	0	0	0	0.000	119	110	0.924
30	Dustin Tokarski	2	119:35	1	1	0	0	0	5	2.51	0	0	0	0	0	0.000	73	68	0.932
1	* Ukko-Pekka Luukkonen	14	816:42	7	5	2	0	1	49	3.60	2	1	1	3	6	0.500	438	389	0.888
34	Stefanos Lekkas	7	402:59	1	5	1	0	3	29	4.32	0	0	0	0	0	0.000	212	183	0.863
31	Billy Christopoulos (total)	5	169:17	1	1	0	0	1	17	6.03	1	1	0	0	3	1.000	92	75	0.815
	Empty Net		20:25						6								6		
	TOTALS	29	1760:53	11	15	3	0	6	115	3.92	3	2	1	3	9	0.667	940	825	0.878

\* - rookie



# AMERKS 2020-21 GAME-BY-GAME RESULTS

## Season in Review

### GAME-BY-GAME RESULTS

GM	DAY	DATE	OPPONENT	SCORE	W/L/T	RECORD	GOALIES	GWG	PP	PK	SHOTS
1	Fri	2/5	vs UTICA	2-3	L	0-1-0-0	Tokarski/GILLIES	Lind	1-5	5-6	29-34
2	Wed	2/10	vs SYRACUSE	4-3	OTW	1-1-0-0	LUUKKONEN/Montembeault	FOGARTY-OTG	2-3	1-1	26-23
3	Fri	2/12	at Cleveland	7-3	W	2-1-0-0	LUUKKONEN/Thiessen	CJ SMITH	2-3	5-6	34-46
4	Thu	2/18	vs UTICA	4-3	SOW	3-1-0-0	LUUKKONEN/Gillies	QUINN-SOG	2-4	1-4	27-38
5	Sat	2/20	at Syracuse	3-2	W	4-1-0-0	TOKARSKI/Martin	SCARFO	0-3	3-4	32-39
	Wed	2/24	at Syracuse				Postponed - COVID (moved to 3/1)				
6	Fri	2/26	at Utica	2-7	L	4-2-0-0	Luukkonen/GILLIES	Gadjovich	1-7	2-3	26-39
7	Mon	3/1	at Syracuse	3-4	L	4-3-0-0	Luukkonen/MARTIN	Ludvig	2-6	2-2	34-25
8	Wed	3/3	vs UTICA	4-2	W	5-3-0-0	LUUKKONEN/Gillies	MURRAY	0-2	7-8	23-33
9	Sat	3/6	at Syracuse	4-2	W	6-3-0-0	LUUKKONEN/Martin	OGLEVIE	2-5	6-8	27-29
10	Wed	3/10	at Utica	2-3	SOL	6-3-0-1	Luukkonen/KIELLY	J.Stevens-SOG	1-4	4-4	34-38
	Fri	3/12	vs CLEVELAND				Postponed - COVID (moved to 4/10)				
	Sat	3/13	vs UTICA				Postponed - COVID (moved to 5/3)				
	Wed	3/17	vs SYRACUSE				Postponed - COVID (moved to 3/26)				
	Fri	3/19	at Utica				Game Cancelled - COVID				
	Wed	3/24	at Utica				Game Cancelled - COVID				
11	Fri	3/26	vs SYRACUSE	3-4	OTL	6-3-1-1	Lekkas/MONTEMBEAULT	Denisenko-OTG	1-3	2-2	25-29
	Sun	3/28	vs UTICA				Postponed - COVID (moved to 5/16)				
12	Wed	3/31	vs CLEVELAND	1-5	L	6-4-1-1	Luukkonen/THIESSEN	Bayreuther	1-6	2-3	24-29
13	Fri	4/2	vs SYRACUSE	2-6	L	6-5-1-1	Luukkonen-Cristopolous/ MONTEMBEAULT	Ludbig	1-3	3-5	27-29
14	Sat	4/3	at Syracuse	5-3	W	7-5-1-1	LUUKKONEN/Martin	LUCE	3-4	1-1	27-30
15	Wed	4/7	vs SYRACUSE	3-4	OTL	7-5-2-1	Luukkonen/MONTEMBEAULT	Barre-Boulet-OTG	0-3	3-4	28-21
16	Fri	4/9	at Utica	4-2	W	8-5-2-1	LUUKKONEN/Keilly	FRANCO	1-5	4-5	25-36
17	Sat	4/10	vs CLEVELAND	2-9	L	8-6-2-1	Luukkonen/Christopolous/KIVLENIEKS	Struthers	0-2	5-9	14-36
18	Wed	4/14	vs CLEVELAND	3-5	L	8-7-2-1	Lekkas/TARASOV	Mullin	1-6	3-4	20-33
19	Sat	4/17	at Cleveland	3-6	L	8-8-2-1	Lekkas/KIVLENIEKS	Sikura	0-1	1-2	31-22
20	Wed	4/21	vs SYRACUSE	6-7	L	8-9-2-1	Lekkas/Martin/MONTEMBEAULT	Somppi	0-2	3-4	20-33
21	Fri	4/23	vs UTICA	5-7	L	8-10-2-1	Cristopolous/KIELLY	Anas	3-5	3-6	29-34
22	Sat	4/24	at Syracuse	3-5	L	8-11-2-1	Crostopolous-Lekkas/MONTEMBEAULT	Raddysh	0-2	1-2	22-30
23	Fri	4/30	at Utica	1-7	L	8-12-2-1	Lekkas/DiPIETRO	Jasek	0-2	5-7	21-40
24	Sat	5/1	at Syracuse	3-1	W	9-12-2-1	LEKKAS/Bednard	MURRAY	1-3	3-3	21-33
	Mon	5/3	vs UTICA				Game Cancelled - COVID				
25	Sat	5/8	at Cleveland	4-3	SOW	10-12-2-1	CHRISTOPOLOUS/Thiessen	DEA-SOG	1-2	5-5	20-41
26	Wed	5/12	at Utica	1-3	L	10-13-2-1	Houser/DiPIETRO	Woo	0-2	4-4	34-37
27	Fri	5/14	vs UTICA	0-1	L	10-14-2-1	Houser/FITZPATRICK	McKenzie	0-6	3-3	33-27
28	Sat	5/15	vs SYRACUSE	3-5	L	10-15-2-1	Houser/JOHNSON	Bowlby	1-2	2-4	23-27
29	Sun	5/16	vs UTICA	2-1	W	11-15-2-1	HOUSER/Cranley	BLIJUS	0-4	2-2	23-29



# AMERKS vs THE AHL 2020-21

## Season in Review

### AMERKS vs NORTH DIVISION

TEAM	GP	OVERALL				GF	GA	PTS	W	HOME				W	ROAD				OT		SO	
		L	OTL	SOL	L					OTL	SOL	L	OTL		SOL	L	L	L	L	L		
SYRACUSE	12	5	5	2	0	42	46	12	1	3	2	0	4	2	0	0	1	2	0	0		
UTICA	11	4	6	0	1	27	39	9	3	3	0	0	1	3	0	1	0	0	1	1		
TOTALS	23	9	11	2	1	69	85	21	4	6	2	0	5	5	0	1	1	2	1	1		

### AMERKS vs CENTRAL DIVISION

TEAM	GP	OVERALL				GF	GA	PTS	W	HOME				W	ROAD				OT		SO	
		W	L	OTL	SOL					L	OTL	SOL	L		OTL	SOL	W	L	W	L		
CLEVELAND	6	2	4	0	0	20	31	4	0	3	0	0	2	1	0	0	0	0	1	0		
TOTALS	6	2	4	0	0	20	31	4	0	3	0	0	2	1	0	0	0	0	1	0		
SEASON TOTALS	29	11	15	2	1	89	116	25	4	9	2	0	7	6	0	1	1	2	2	1		



# AMERKS REGULAR SEASON HIGHS AND LOWS

## Season in Review

### SCORING

MOST GOALS SCORED – GAME	7	2/12 @ Cleveland
MOST GOALS SCORED – PERIOD	4	2/12 @ Cleveland (2nd), 4/3 @ Syracuse (1st)
MOST GOALS ALLOWED – GAME	9	4/10 vs. Cleveland
MOST GOALS ALLOWED – PERIOD	5	2/26 @ Utica (3rd)
LARGEST MARGIN OF VICTORY	4	2/12 @ Cleveland (7-3)
LARGEST MARGIN OF DEFEAT	7	4/10 vs. Cleveland (2-9)

### SHOTS

MOST SHOTS TAKEN – GAME	34	3 Times
MOST SHOTS TAKEN – PERIOD	17	2/20 @ Syracuse (3rd)
FEWEST SHOTS TAKEN – GAME	14	4/10 vs. Cleveland
FEWEST SHOTS TAKEN – PERIOD	2	4/24 @ Syracuse
MOST SHOTS ALLOWED – GAME	46	2/12 @ Cleveland
MOST SHOTS ALLOWED – PERIOD	19	4/30 @ Utica (2nd)
FEWEST SHOTS ALLOWED – GAME	21	4/7 vs. Syracuse
FEWEST SHOTS ALLOWED – PERIOD	3	2/5 vs. Utica (1st), 4/17 @ Cleveland (1st)

### PENALTY MINUTES

MOST PENALTY MINUTES – GAME	61	4/30 @ Utica
MOST PENALTY MINUTES – PERIOD	46	4/30 @ Utica (3rd)
FEWEST PENALTY MINUTES – GAME	2	2/10 vs Syracuse, 4/3 @ Syracuse, 5/16 vs. Utica
MOST PENALTY MINUTES - OPPONENTS - GAME	41	4/30 @ Utica
FEWEST PENALTY MINUTES – OPPONENTS – GAME	4	4/17 @ Cleveland, 4/24 @ Syracuse, 5/15 vs. Syracuse

### TEAM STREAKS

LONGEST WINNING STREAK	4 Game
LONGEST WINNING STREAK – HOME	3 Game
LONGEST WINNING STREAK – ROAD	2 Game, Pts in 4 (3-0-0-1)
LONGEST LOSING STREAK	7 Games, Winless 7 (0-7-0-0)
LONGEST LOSING STREAK – HOME	6 Game, Winless 10 (0-7-2-0)
LONGEST LOSING STREAK – ROAD	3 Game

### INDIVIDUAL RECORDS

MOST GOALS – GAME	2	Dea (2X), Elie, CJ Smith, Fogarty, Fitzgerald, Biro, Murray
MOST ASSISTS – GAME	3	Laaksonen (0+3=3, 2/10 vs Syracuse)
MOST POINTS – GAME	4	Mersch (4/23 vs Utica, 2+2=4)
MOST PENALTY MINUTES – GAME	20	Hawkins (4/23 vs Utica)
MOST SHOTS – GAME	7	Elie (4/17 @ Cleveland)

### INDIVIDUAL STREAKS

CONSECUTIVE GAME GOAL-SCORING STREAK	2	Dea, Ruotsalainen (2X), Mersch, Franco
CONSECUTIVE GAME ASSIST STREAK	3	Laaksonen, Ruotsalainen, Dea, Gates
CONSECUTIVE GAME POINT STREAK	4	Ruotsalainen (2X)(2+2=4), Mersch (1+3=4)



# AMERKS BY THE NUMBERS

## Season in Review

### AMERKS WHEN

	TIMES	W	L	OTL	SOL	W	L	OTL	SOL	W	L	OTL	SOL	PTS
SCORING FIRST GOAL OF GAME	13	2	3	1	0	5	2	0	0	7	5	1	0	15
ALLOWING FIRST GOAL OF GAME	16	2	6	1	0	2	4	0	1	4	10	1	1	10
NEITHER TEAM SCORES IN REGULATION	0	0	0	0	0	0	0	0	0	0	0	0	0	0
OUTSHOOTING THE OPPONENT	5	1	1	1	0	0	2	0	0	1	3	1	0	3
SHOTS ARE TIED	0	0	0	0	0	0	0	0	0	0	0	0	0	0
OUTSHOT BY THE OPPONENT	24	3	8	1	0	7	4	0	1	10	12	1	1	22
LEADING AFTER ONE PERIOD	11	2	3	1	0	5	0	0	0	7	3	1	0	5
TIED AFTER ONE PERIOD	8	2	2	1	0	1	2	0	0	3	4	1	0	7
TRAILING AFTER ONE PERIOD	10	0	4	0	0	1	4	0	1	1	8	0	1	3
LEADING AFTER TWO PERIODS	8	3	1	0	0	4	0	0	0	7	1	0	0	14
TIED AFTER TWO PERIODS	8	1	2	1	0	2	2	0	0	3	4	1	0	7
TRAILING AFTER TWO PERIODS	13	0	6	1	0	1	4	0	1	1	10	1	1	4
IN OVERTIME	3	1	X	2	X	0	X	0	X	1	X	2	X	4
IN SHOOTOUT	3	1	X	X	0	1	X	X	1	2	X	X	1	5
ONE GOAL GAME	12	3	3	2	0	2	1	0	1	5	4	2	1	13
TWO GOAL GAME	10	1	3	0	0	4	2	0	0	5	5	0	0	10
THREE GOAL GAME	1	0	0	0	0	0	1	0	0	0	1	0	0	0
FOUR GOAL GAME	3	0	2	0	0	1	0	0	0	1	2	0	0	2
FIVE GOAL GAME	1	0	0	0	0	0	1	0	0	0	1	0	0	0
SIX OR MORE GOAL GAME	2	0	1	0	0	0	1	0	0	0	2	0	0	0

### AMERKS BY THE MONTH

	GP	W	L	OTL	SOL	W	L	OTL	SOL	W	L	OTL	SOL	PTS
FEBRUARY	6	2	1	0	0	2	1	0	0	4	2	0	0	8
MARCH	6	1	1	1	0	1	1	0	1	2	2	1	1	6
APRIL	11	0	5	1	0	2	3	0	0	2	8	1	0	5
MAY	6	1	2	0	0	2	1	0	0	3	3	0	0	6
TOTALS	29	4	9	2	0	7	6	0	1	11	15	2	1	25

### AMERKS BY THE DAY

	GP	W	L	OTL	SOL	W	L	OTL	SOL	W	L	OTL	SOL	PTS
MONDAY	1	0	0	0	0	0	1	0	0	0	1	0	0	0
TUESDAY	0	0	0	0	0	0	0	0	0	0	0	0	0	0
WEDNESDAY	8	2	3	1	0	0	1	0	1	2	4	1	1	6
THURSDAY	1	1	0	0	0	0	0	0	0	1	0	0	0	2
FRIDAY	9	0	4	1	0	2	2	0	0	2	6	1	0	5
SATURDAY	9	0	2	0	0	5	2	0	0	5	4	0	0	10
SUNDAY	1	1	0	0	0	0	0	0	0	1	0	0	0	2
TOTALS	29	4	9	2	0	7	6	0	1	11	15	2	1	25



# AMERKS BY THE NUMBERS

## Season in Review

### AMERKS MONTH-BY-MONTH RECORD

Month	W-L-OTL-SOL	Points
February:	4-2-0-0	8
March:	2-2-1-1	6
April:	2-8-1-0	5
May	3-3-0-0	6
<b>Totals:</b>	<b>11-15-2-1</b>	<b>25</b>

### SCORING BY PERIOD

	1	2	3	OT	SO	TOTAL	AVG.	RANK
Rochester Americans:	31	25	30	1	2	89	3.07	16th
Opponents:	33	38	42	2	1	116	4.00	28th

### SHOTS BY PERIOD

	1	2	3	OT	SO	TOTAL	AVG.	RANK
Rochester Americans:	244	257	247	9	9	766	26.17	26th
Opponents:	292	333	304	11	9	949	32.45	25th

### POWER PLAY

	GF	ADV	PCT.	RANK
Overall:	27	108	25.0	3rd
Home:	13	57	22.8	7th
Road:	14	51	27.5	4th

### PENALTY KILLING

	GA	TSH	PCT.	RANK
Overall:	30	121	75.2	T-25th
Home:	20	65	69.2	28th
Road:	10	56	82.1	11th



# AMERKS 2020-21 SHOOTOUT RESULTS

## Season in Review

### SHOOTOUT RESULTS

DATE	OPPONENT	RESULTS	AMERKS SHOOTERS	AMERKS SAVES	OPP SAVES
2/18	vs UTICA	W, 4-3	CJ SMITH, QUINN, DEA	LUUKKONEN (1 of 2)	Gillies (0 of 3)
3/10	vs Utica	L, 2-3	Ruotsalainen ,Quinn, DEA, Fogarty	Luukkonen (2 of 4)	KIELLY (3 of 4)
5/8	at CLEVELAND	W, 4-3	Hawkins, DEA	CHRISTOPOULOS (3 of 3)	Thiessen (1 of 2)

Scorers in CAPS. Winning Goalie in CAPS.

### SHOOTOUT RESULTS - BY PLAYER

#	Player	Goals	Attempts	Percentage
39	DEA	3	3	100.0%
19	CJ SMITH	1	1	100.0%
25	QUINN	1	2	50.0%
22	RUOTSALAINEN	0	1	0.0%
17	FOGARTY	0	1	0.0%
7	HAWKINS	0	1	0.0%

### SHOOTOUT RESULTS - BY GOALTENDER

#	Goalie	Saves	Attempts	Percentage	Record
31	CHRISTOPOULOS	3	3	100.0%	1-0
1	LUUKKONEN	3	6	50.0%	1-1



# REGULAR SEASON ADDITIONAL STATS

## Season in Review

### REGULAR SEASON ADDITIONAL STATS

SCORING Player	MULTIPLE "POINT" GAMES					MULTIPLE "GOAL" GAMES				OTHER STATS			
	2Pts	3Pts	4Pts	5Pts	6Pts	2GG	3GG	4GG	5GG	ENG	OTG	UAG	GWA
ELIE	5					1				1		1	
DEA	4	1				2				1			1
SAMUELSSON	4											1	1
LAAKSONEN	3	1											3
FOGARTY	3					1					1		1
MURRAY	3	1				1							2
C.J. SMITH	2	1											1
JONES	2												1
GATES	2												1
QUINN	2												1
FITZGERALD	2					1							
DeSIMONE	2												
MERSCH	1		1			1							2
HAWKINS	1												
OGLEVIE	1											1	
RUOTSALAINEN	1	1								1			1
PEKAR	1												
FRANCO													1
BIRO		1				1							
BLUJUS													1
<b>TOTALS</b>	<b>39</b>	<b>6</b>	<b>1</b>	<b>0</b>	<b>0</b>	<b>8</b>	<b>0</b>	<b>0</b>	<b>0</b>	<b>3</b>	<b>1</b>	<b>3</b>	<b>17</b>

GTG = Game Tying Goal ENG = Empty Net Goal OTG = Overtime Goal UAG = Unassisted Goal GWA = Game Winning Assist

### REGULAR SEASON ADDITIONAL STATS - GOALTENDING

Goalie	GOALS-AGAINST PER GAME										SEASON TOTALS		
	0GA	1GA	2GA	3GA	4GA	5GA	6GA	7GA	8GA	9+GA	PPGs	SHGs	ENGs
HOUSER		2		1		1					2		1
TOKARSKI			1	2							2		
LUUKKONEN			3	4	2	1		1			13	1	1
LEKKAS		1			1	1	1	2			6	1	3
CHRISTOPOULOS				1				1			7	1	1
<b>COMBINED GOALIES</b>						1	1			1	XX	XX	
<b>TOTALS</b>	<b>0</b>	<b>3</b>	<b>4</b>	<b>8</b>	<b>3</b>	<b>4</b>	<b>2</b>	<b>4</b>	<b>0</b>	<b>1</b>	<b>30</b>	<b>3</b>	<b>6</b>

1GG,2GG,3GG = Games Allowing (1,2,3) goals. PPGs, SHGs, ENGs = Goals Allowed

### PENALTY SHOTS TAKEN

4/30 @ Utica – 13:23 of 1st,  
Brent Gates stopped by Michael DiPetro

### PENALTY SHOTS FACED

5/16 vs Utica - 19:23 of 3rd,  
Sam Anas scored on Michael Houser



# AMERKS THE LAST TIME... Season in Review

## THE LAST TIME WHEN...

### AMERKS HAD A SHUTOUT:

**Home:** Jonas Johansson vs Binghamton, 12/20/19 (game #28), 3-0

**Away:** Andrew Hammond @ Laval, 12/14/19 (game #26), 5-0

### AMERKS WERE SHUTOUT:

**Home:** Evan Fitzpatrick, Utica, 5/14/21 (game #27), 0-1

**Away:** Joseph Woll @ Toronto, 2/8/20 (game #48), 0-4

### AMERKS WIN IN OVERTIME:

**Home:** vs. Syracuse, 2/10/21 (game #2), 4-3 (GWG: Stevens Fogarty, Opp Goalie: Sam Montembeault)

**Away:** @ Cleveland, 1/22/20 (game #41), 3-2 (GWG: Lawrence Pilut, Opp Goalie: Veini Vehvilainen)

### AMERKS LOSE IN OVERTIME:

**Home:** vs. Syracuse, 4/7/21 (game #15), 3-4 (GWG: Alex Barre-Boulet, Goalie: Ukko-Pekka Luukkonen)

**Away:** @ Springfield, 10/27/19 (game #9), 1-2 (GWG: Henrik Borgstrom, Goalie: Jonas Johansson)

### AMERKS WIN IN SHOOTOUT:

**Home:** vs Utica, 2/18/21 (game #4), 4-3 (GWG: Jack Quinn, Goalie: Jon Gillies)

**Away:** @ Cleveland, 5/8/21 (game #25), 4-3 (GWG: Jean-Sebastian Dea, Goalie: Billy Cristopolous)

### AMERKS LOSE IN SHOOTOUT:

**Home:** vs Utica, 2/26/20 (game #56), 2-3 (Opp Goalie: Michael DiPietro)

**Away:** @ Utica, 3/10/21 (game #10), 2-3 (Opp Goalie: Jake Kielly)

### AMERKS PLAYED TO SCORELESS TIE:

**Home:** Tyler Plante (Roch) vs Eddie Lack (Mtba), 2/23/11 (Game #59), 0-0 Manitoba won in Shootout (Final 1-0)

**Away:** Dave Littman (Rochester) @ Stephan Fiset (Halifax), 11/20/91 (game #16), 0-0

### AMERKS PLAYER SCORED A HAT-TRICK:

**Home:** Victor Olofsson vs Springfield, 2/8/19 (game #47)

**Away:** Andrew Oglevie @ Cleveland, 11/30/19 (game #20)

### OPPOSING PLAYER SCORED A HAT-TRICK:

**Home:** Alex Formenton, Belleville, 1/10/20 (game #36)

**Away:** Reid Boucher @ Utica, 2/9/19 (game #48)

## THE LAST TIME WHEN...

### AMERKS PLAYER SCORED FOUR GOALS:

**Home:** Derek Whitmore vs Hamilton, 11/26/11 (game #20)

**Away:** Ken Priestlay @ Newmarket, 3/10/89 (game #70)

### OPPOSING PLAYER SCORED FOUR GOALS:

**Home:** Grant Potulny, Binghamton, 12/30/05 (game #34)

**Away:** Grant Stevenson, Quad City, 1/20/08 (game #45)

### AMERKS PLAYER SCORED FIVE GOALS:

**Home:** Jason Pominville vs Cleveland, 10/21/05 (game #5)

**Away:** Never

### AMERKS PLAYER SCORED ON A PENALTY SHOT:

**Home:** Joel Armia vs. Adirondack (Joni Ortio), 10/10/14 (game #1)

**Away:** Jason Pominville @ Hamilton (Dan Ellis), 2/12/05 (game #54)

### OPPOSING PLAYER SCORED ON A PENALTY SHOT:

**Home:** Sam Anas, Utica, (Michael Houser), 5/16/21

**Away:** Ryan Hamilton @ Toronto, (David Leggio), 2/27/13 (Game #52)

### AMERKS PLAYER FAILED ON A PENALTY SHOT:

**Home:** Rasmus Asplund vs Laval (Cayden Primeau), 2/28/20

**Away:** Brent Gates @ Utica (Michael DiPietro), 4/30/21

### OPPOSING PLAYER FAILED ON A PENALTY SHOT:

**Home:** Cory Conacher, Syracuse (Ukko-Pekka Luukkonen), 1/31/20

**Away:** Kenny Agostino @ Toronto (Andrew Hammond), 2/8/20

### AMERKS SCORED 10 OR MORE GOALS:

**Home:** vs. Wilkes-Barre/Scranton 2/16/18, 12-3

**Away:** @ Baltimore, 3/3/97, 10-6

### AMERKS ALLOWED 10 OR MORE GOALS:

**Home:** vs. Syracuse, 4/6/08, 3-10

**Away:** @ Toronto, 2/27/16, 5-10

### AMERKS GOALIE SCORED A GOAL:

**Home:** Never

**Away:** Robb Stauber @ PEI, 10/9/95

### OPPOSING GOALIE SCORED A GOAL:

**Home:** Christian Bronsard vs Syracuse, 10/30/99

**Away:** Chris Holt @ Binghamton, 3/19/10



# 2020-21 AMERKS 10-GAME SUMMARY

## Season in Review

### 2020-21 ROCHESTER AMERICANS 10-GAME SUMMARY - GAMES 1-10

NO.	NAME	2/5 vs UTIC	2/10 vs SYR	2/12 @Clev	2/18 vs UTIC	2/20 @Syr	2/26 @Syr	3/1 @Syr	3/3 vs UTIC	3/6 @Syr	3/10 @Utic
2	LAAKSONEN	0-0	0-3	0-1	0-1	0-0	0-0	0-1	0-0	0-0	0-0
5	FITZGERALD	0-0	0-0	0-0	0-0	0-0	BUFF	0-1	2-0	0-1	0-0
8	BLUJUS	0-0	0-0	0-0	0-0	0-0	0-0	0-0	0-0	0-0	0-0
10	BIRO	INJ	INJ	0-0	0-0	0-0	0-0	0-0	0-0	0-0	0-0
12	PEKAR	0-0	0-0	0-0	0-0	0-0	0-0	0-0	DND	0-0	0-0
13	McGRATH	1-0	DND	DND	DND	DND	DND	DND	DND	DND	DND
15	OGLEVIE	0-0	0-1	1-0	SICK	SICK	0-0	1-0	0-0	1-0	0-0
17	FOGARTY	0-0	1-0	0-0	1-0	0-0	2-0	0-0	0-2	1-1	0-0
18	BRYSON	0-1	0-0	0-0	0-1	0-1	BUFF	BUFF	BUFF	BUFF	BUFF
19	SMITH, C.J.	BUFF	0-1	2-1	0-0	0-1	0-1	BUFF	BUFF	BUFF	BUFF
20	JONES	0-0	0-0	0-2	0-0	1-1	0-0	0-1	0-0	0-0	0-0
21	SCARFO	ECHL	DND	DND	0-0	1-0	0-0	1-0	0-0	0-0	DND
22	RUOTSALAINEN	1-0	0-1	0-1	0-1	0-0	0-0	0-1	1-0	1-0	0-1
24	SAMUELSSON	0-1	0-0	1-1	0-0	0-0	0-0	0-0	0-1	0-2	0-0
25	QUINN	BUFF	BUFF	BUFF	0-1	0-0	0-0	0-0	0-0	0-1	1-0
27	POLINO	0-0	DND	DND	DND	DND	DND	DND	DND	DND	DND
28	MERSCH	FA	0-0	0-0	0-0	0-1	0-2	1-0	0-1	0-0	1-0
29	FRANCO	0-1	0-0	DND	DND	DND	DND	DND	0-0	DND	0-0
37	SMITH, Dalton	0-0	0-0	0-0	0-0	0-0	INJ	0-0	0-0	0-0	0-0
39	DEA	BUFF	0-2	2-0	1-1	0-1	0-0	0-1	0-1	1-2	0-0
40	ELIE	DND	2-0	0-1	1-0	0-0	0-0	0-0	0-1	0-1	0-0
44	LUCE	RC	DND	DND	DND	DND	DND	0-0	0-0	0-0	0-1
51	McCREA	INDY	DND	DND	DND	DND	0-0	DND	DND	DND	DND
74	ASPLUND	0-1	0-0	0-1	BUFF	BUFF	BUFF	BUFF	BUFF	BUFF	BUFF
77	WELSH	0-0	DND	1-0	DND	DND	0-0	DND	DND	DND	DND
81	MURRAY	0-0	1-0	0-0	0-1	1-1	0-0	0-1	1-0	0-0	0-1
90	DiPIETRO	INJ	INJ	INJ	INJ	INJ	INJ	INJ	INJ	INJ	INJ
1	LUUKKONEN	DNP	OTW/3	W/3	SOW/3	DNP	L/7	L/4	W/2	W/2	SOL/2
30	TOKARASKI	L/3	BUFF	BUFF	DNP	W/2	BUFF	BUFF	BUFF	BUFF	BUFF
41	HOUSER	DND	DNP	DNP	DND	DND	DNP	DNP	DNP	DNP	DNP
SCORE		2-3	4-3*	7-3	4-3**	3-2	2-7	3-4	4-2#	4-2	2-3**
POWER-PLAY		1-5	2-3	2-3	2-4	0-3	1-7	2-6	0-2	2-5	1-4
PENALTY KILL		5-6	1-1	5-6	1-4	3-4	2-3	2-2	7-8	6-8	4-4
ROCH PIM		12	2	17	10	25	6	6	16	16	8
OPP PIM		10	6	11	10	13	14	14	6	10	8
ROCH SHOTS		29	26	34	27	32	26	34	23	27	34
OPP SHOTS		34	23	46	38	39	39	25	33	29	38
GW/GT GOAL		--	#17	#19	#25-SOG	#21	--	--	#81	#15	--
GW/GT ASSIST		--	#2	#22	--	#28	--	--	#17	#24	--
		--	#39	--	--	#20	--	--	#28	#25	--
EN GOAL		--	--	#39	--	--	--	--	#22	--	--
FIRST GOAL		--	#40	--	--	#20	--	#21	--	#17	--
ROCH SO GOALS		--	--	--	3-3	--	--	--	--	--	1-4
OPP SO GOALS		--	--	--	1-2	--	--	--	--	--	2-4

\* = Overtime Game  
 \*\* = Shootout  
 # = Empty Net Goal  
 ND = No Decision  
 R = Replaced Starting Goalie  
 ( ) = Goalie Assist  
 DND = Did Not Dress  
 DNP = Did Not Play

REL = Released  
 INJ = Injured  
 FA = Free Agent  
 BUFF = Buffalo Sabres-NHL  
 CINC = Cincinnati-ECHL  
 RC = Rapid City-ECHL  
 INDY = Indy-ECHL



# 2020-21 AMERKS 10-GAME SUMMARY

## Season in Review

### 2020-21 ROCHESTER AMERICANS 10-GAME SUMMARY - GAMES 11-20

NO.	NAME	3/26 vs SYR	3/31 vs CLEV	4/2 vs SYR	4/3 @ Syr	4/7 vs SYR	4/9 @ Utic	4/10 vs CLEV	4/14 vs CLEV	4/17 @ Clev	4/21 vs SYR
2	LAAKSONEN	1-0	0-0	0-0	0-2	INJ	1-1	0-0	0-1	0-0	0-1
5	FITZGERALD	0-1	0-0	0-0	0-0	0-1	0-0	0-1	0-0	0-2	0-1
7	HAWKINS	FTW	FTW	FTW	FTS	FTW	FTW	FTW	FTW	FTW	1-1
8	BLUJUS	SICK	SICK	SICK	SICK	SICK	SICK	SICK	0-0	0-0	0-0
10	BIRO	2-1	0-1	0-0	0-0	0-1	0-0	0-0	INJ	INJ	INJ
12	PEKAR	0-0	0-0	0-0	0-0	0-0	0-0	0-0	0-0	0-2	0-1
13	McGRATH	0-0	DND	DND	0-0	DND	0-0	0-0	DND	0-0	0-1
15	OGLEVIE	CP	0-0	0-2	0-1	0-0	INJ	INJ	INJ	INJ	INJ
17	FOGARTY	BUFF	BUFF	BUFF	BUFF	BUFF	BUFF	1-0	1-0	BUFF	BUFF
18	BRYSON	BUFF	BUFF	BUFF	BUFF	BUFF	BUFF	BUFF	BUFF	BUFF	BUFF
19	SMITH, C.J.	BUFF	BUFF	0-1	BUFF	0-0	BUFF	BUFF	BUFF	BUFF	1-0
20	JONES	0-0	0-0	0-0	0-0	0-0	0-0	0-0	0-1	0-0	0-1
21	SCARFO	0-0	0-0	0-0	INJ	INJ	INJ	INJ	INJ	INJ	INJ
22	RUOTSALAINEN	CP	0-0	1-1	1-2	BUFF	BUFF	BUFF	BUFF	BUFF	BUFF
24	SAMUELSSON	0-1	0-0	0-0	0-0	1-0	0-1	0-0	0-0	1-1	BUFF
25	QUINN	0-1	0-0	INJ	1-1	0-0	0-0	0-1	0-2	0-0	INJ
27	POLINO	0-0	0-1	0-0	0-0	0-1	0-1	0-0	0-0	0-0	1-0
28	MERSCH	0-0	1-0	0-0	0-0	0-0	1-0	0-1	1-0	0-0	0-1
29	FRANCO	0-0	0-0	0-0	0-1	0-1	1-0	0-0	1-0	0-0	0-1
37	SMITH, Dalton	0-0	0-0	0-0	0-0	1-0	0-0	0-0	0-0	0-0	INJ
39	DEA	BUFF	BUFF	BUFF	BUFF	0-0	0-1	BUFF	BUFF	BUFF	BUFF
40	ELIE	0-2	0-0	0-0	0-0	1-0	1-1	0-0	0-0	2-0	1-0
43	GATES	INDY	INDY	INDY	INDY	INDY	INDY	INDY	0-1	0-0	1-1
44	LUCE	0-0	0-0	DND	1-0	0-0	0-0	1-0	0-0	0-0	0-0
45	WARREN	JAX	JAX	JAX	JAX	JAX	JAX	JAX	DND	DND	1-0
51	McCREA	0-0	0-0	DND	DND	DND	0-0	0-0	0-0	0-0	0-1
74	ASPLUND	BUFF	BUFF	BUFF	BUFF	BUFF	BUFF	BUFF	BUFF	BUFF	BUFF
77	WELSH	0-0	DND	0-0	0-0	0-0	0-0	0-1	0-0	0-0	0-1
81	MURRAY	BUFF	0-0	1-0	2-1	0-0	0-2	0-0	0-1	0-0	0-1
90	DiPIETRO	INJ	INJ	INJ	INJ	INJ	INJ	INJ	INJ	INJ	INJ
1	LUUKKONEN	BUFF	L/4/1	S-L/5	W/3	OTL/4	W/2	S-L/5	INJ	INJ	BUFF
30	TOKARASKI	BUFF	BUFF	BUFF	BUFF	BUFF	BUFF	BUFF	BUFF	BUFF	BUFF
31	CHRISTOPOLOUS	INDY	DND	R-ND/1	DND	DNP	DNP	R-ND/4	DNP	DNP	DNP
34	LEKKAS	OTL/4	DNP	DND	DNP	DND	REL	REL	L/4/1	L/5/1	L/7
41	HOUSER	BUFF	BUFF	BUFF	BUFF	BUFF	BUFF	BUFF	BUFF	BUFF	BUFF
SCORE		3-4*	1-5#	2-6	5-3	3-4*	4-2#	2-9	3-5#	3-6#	6-7
POWER-PLAY		1-3	1-6	1-4	3-4	0-3	1-5	0-2	1-6	0-1	0-2
PENALTY KILL		2-2	2-3	3-5	1-1	3-4	4-5	5-9	3-4	1-2	3-4
ROCH PIM		18	13	15	2	8	15	33	25	6	12
OPP PIM		10	19	13	8	6	15	9	29	4	8
ROCH SHOTS		25	24	27	27	28	25	14	20	31	20
OPP SHOTS		29	29	29	30	21	36	36	33	22	33
GW/GT GOAL		--	--	--	#44	--	#29	--	--	--	--
GW/GT ASSIST		--	--	--	#29	--	#2	--	--	--	--
		--	--	--	#81	--	#81	--	--	--	--
EN GOAL		--	--	--	--	--	#40	--	--	--	--
FIRST GOAL		--	--	--	--	#37	#2	#44	#28	#40	#19
ROCH SO GOALS		--	--	--	--	--	--	--	--	--	--
OPP SO GOALS		--	--	--	--	--	--	--	--	--	--

\* = Overtime Game  
 \*\* = Shootout  
 # = Empty Net Goal  
 ND = No Decision  
 R = Replaced Starting Goalie  
 ( ) = Goalie Assist  
 DND = Did Not Dress  
 DNP = Did Not Play

REL = Released  
 INJ = Injured  
 BUFF = Buffalo Sabres-NHL  
 CINC = Cincinnati-ECHL  
 CP = COVID Protocol  
 INDY = Indy-ECHL  
 JAX = Jacksonville-ECHL  
 FTW = Fort Wayne-ECHL



# 2020-21 AMERKS 10-GAME SUMMARY

## Season in Review

### 2020-21 ROCHESTER AMERICANS 10-GAME SUMMARY - GAMES 21-29

NO.	NAME	4/23 vs UTIC	4/24 @ Syr	4/30 @Utic	5/1 @Syr	5/8 @ Clev	5/12 @ Utic	5/14 vs UTIC	5/15 vs SYR	5/16 vs UTIC
2	LAAKSONEN	0-1	0-0	0-0	0-1	0-2	0-0	0-0	0-0	0-0
5	FITZGERALD	0-1	0-0	0-0	INJ	INJ	INJ	INJ	INJ	INJ
7	HAWKINS	0-0	0-1	0-0	0-0	0-1	0-0	0-0	0-0	0-0
8	BLUJUS	0-0	0-0	0-0	0-0	0-0	0-0	0-0	0-0	1-1
10	BIRO	INJ	INJ	INJ	INJ	INJ	INJ	INJ	INJ	INJ
12	PEKAR	0-0	0-0	0-1	1-0	0-1	0-0	SICK	SICK	SICK
13	McGRATH	0-0	DND	DND	0-0	0-0	DND	DND	DND	0-0
15	OGLEVIE	INJ	INJ	INJ	INJ	INJ	INJ	INJ	INJ	INJ
17	FOGARTY	BUFF	BUFF	BUFF	BUFF	BUFF	0-0	0-0	0-0	0-0
18	BRYSON	BUFF	BUFF	BUFF	BUFF	BUFF	BUFF	BUFF	BUFF	BUFF
19	SMITH, C.J.	0-2	0-1	0-0	1-1	BUFF	0-0	0-0	0-0	INJ
20	JONES	0-0	0-0	0-0	0-0	0-0	0-0	0-0	0-0	0-0
21	SCARFO	INJ	INJ	INJ	INJ	INJ	INJ	INJ	INJ	INJ
22	RUOTSALAINEN	BUFF	BUFF	BUFF	BUFF	BUFF	BUFF	BUFF	BUFF	BUFF
24	SAMUELSSON	BUFF	BUFF	BUFF	BUFF	BUFF	0-0	0-0	0-2	0-0
25	QUINN	INJ	INJ	INJ	INJ	INJ	INJ	INJ	INJ	INJ
27	POLINO	0-0	0-0	0-0	0-1	1-0	0-0	0-0	1-0	0-0
28	MERSCH	2-2	1-0	0-0	0-1	0-0	0-0	0-0	0-1	0-1
29	FRANCO	1-0	1-0	0-0	0-0	0-0	0-1	0-0	0-0	0-0
37	SMITH, Dalton	INJ	INJ	INJ	INJ	0-0	0-0	0-0	0-0	INJ
39	DEA	BUFF	BUFF	BUFF	BUFF	2-0	INJ	0-0	0-0	0-0
40	ELIE	0-2	1-0	0-0	0-1	0-0	0-0	0-0	1-0	0-0
43	GATES	0-1	0-1	0-0	0-0	0-0	0-0	0-0	1-1	0-1
44	LUCE	0-0	0-0	0-0	0-0	0-0	0-0	0-0	0-0	0-0
45	WARREN	1-0	0-1	0-0	0-0	0-1	1-0	0-0	0-0	1-0
51	McCREA	0-0	0-0	0-0	0-0	0-0	DND	DND	DND	0-0
57	DeSIMONE	DND	0-2	0-1	0-0	0-0	0-1	0-0	0-2	0-0
74	ASPLUND	BUFF	BUFF	BUFF	BUFF	BUFF	BUFF	BUFF	BUFF	BUFF
77	WELSH	0-0	0-0	0-0	0-0	0-0	DND	DND	DND	DND
81	MURRAY	1-0	0-0	1-0	1-1	BUFF	0-0	0-0	0-0	0-1
90	DiPIETRO	INJ	INJ	INJ	INJ	INJ	INJ	INJ	INJ	INJ
1	LUUKKONEN	BUFF	BUFF	BUFF	BUFF	BUFF	BUFF	BUFF	BUFF	BUFF
30	TOKARASKI	BUFF	BUFF	BUFF	BUFF	BUFF	BUFF	BUFF	BUFF	BUFF
31	CHRISTOPOLOUS	L/6/1	S/ND/3	DNP	DNP	SOW/3	DNP	DNP	DNP	DNP
34	LEKKAS	DNP	R/L/1/1	L/7	W/1	BUFF	BUFF	BUFF	BUFF	BUFF
41	HOUSER	BUFF	BUFF	BUFF	BUFF	BUFF	L/2/1	L/1	L/5	W/1
SCORE		5-7#	3-5#	1-7	3-1	4-3**	1-3#	0-1	3-5	2-1
POWER-PLAY		3-5	0-2	0-2	1-3	1-2	0-2	0-6	1-2	0-4
PENALTY KILL		3-6	1-2	5-7	3-3	5-5	4-4	3-3	2-4	2-2
ROCH PIM		35	4	61	6	15	12	19	8	4
OPP PIM		20	4	41	6	9	8	15	4	8
ROCH SHOTS		29	22	21	21	20	34	33	23	23
OPP SHOTS		34	30	40	33	41	37	27	27	29
GW/GT GOAL		--	--	--	#81	#39-SOG	--	--	--	#45
GW/GT ASSIST		--	--	--	#2	--	--	--	--	#8
		--	--	--	#19	--	--	--	--	#43
EN GOAL		--	--	--	--	--	--	--	--	--
FIRST GOAL		--	--	--	#19	#39	--	--	--	#8
ROCH SO GOALS		--	--	--	--	1-2	--	--	--	--
OPP SO GOALS		--	--	--	--	0-3	--	--	--	--

\* = Overtime Game  
 \*\* = Shootout  
 # = Empty Net Goal  
 DND = No Decision  
 R = Replaced Starting Goalie

REL = Released  
 INJ = Injured  
 BUFF = Buffalo Sabres-NHL  
 CINC = Cincinnati-ECHL  
 SICK = Sick

( ) = Goalie Assist  
 DND = Did Not Dress  
 DNP = Did Not Play



ROCHESTER AMERICANS

# RECORD BOOK





# AMERKS YEAR-BY-YEAR STANDINGS

## Record Book

### 1956-57 REGULAR SEASON STANDINGS

TEAMS	GP	W	L	T	PTS	GF	GA
Providence	64	34	22	8	76	236	168
Cleveland	64	35	26	3	73	249	210
<b>Rochester</b>	<b>64</b>	<b>34</b>	<b>25</b>	<b>5</b>	<b>73</b>	<b>224</b>	<b>199</b>
Hershey	64	32	28	4	68	223	237
Buffalo	64	25	37	2	52	209	270
Springfield	64	19	41	4	42	217	274

#### 1957 Playoffs

Teams	Series	Team	Series
<b>Rochester</b>	<b>4</b>	Providence	1
Cleveland	4	Hershey	3
Cleveland	4	<b>Rochester</b>	<b>1</b>

### 1957-58 REGULAR SEASON STANDINGS

TEAMS	GP	W	L	T	PTS	GF	GA
Hershey	70	39	24	7	85	241	198
Cleveland	70	39	28	3	81	232	163
Providence	70	33	32	5	71	237	220
Springfield	70	29	33	8	66	231	246
<b>Rochester</b>	<b>70</b>	<b>29</b>	<b>35</b>	<b>6</b>	<b>64</b>	<b>205</b>	<b>242</b>
Buffalo	70	25	42	3	53	224	301

#### 1958 Playoffs

Teams	Series	Team	Series
Hershey	4	Providence	1
Springfield	4	Cleveland	3
Hershey	4	Springfield	2

### 1958-59 REGULAR SEASON STANDINGS

TEAMS	GP	W	L	T	PTS	GF	GA
Buffalo	70	38	28	4	80	233	201
Cleveland	70	37	30	3	77	261	252
<b>Rochester</b>	<b>70</b>	<b>34</b>	<b>31</b>	<b>5</b>	<b>73</b>	<b>242</b>	<b>209</b>
Hershey	70	32	32	6	70	200	202
Springfield	70	30	38	2	62	253	282
Providence	70	28	40	2	58	222	265

#### 1959 Playoffs

Teams	Series	Team	Series
Buffalo	4	<b>Rochester</b>	<b>1</b>
Hershey	4	Cleveland	3
Hershey	4	Buffalo	2

### 1959-60 REGULAR SEASON STANDINGS

TEAMS	GP	W	L	T	PTS	GF	GA
Springfield	72	43	23	6	92	280	219
<b>Rochester</b>	<b>72</b>	<b>40</b>	<b>27</b>	<b>5</b>	<b>85</b>	<b>285</b>	<b>211</b>
Providence	72	38	32	2	78	251	237
Cleveland	72	34	30	8	76	267	229
Buffalo	72	33	35	4	70	251	271
Hershey	72	28	37	7	63	226	238
Quebec	72	19	51	2	40	178	333

#### 1960 Playoffs

Teams	Series	Team	Series
Springfield	4	Providence	1
<b>Rochester</b>	<b>4</b>	Cleveland	3
Springfield	4	<b>Rochester</b>	<b>1</b>

### 1960-61 REGULAR SEASON STANDINGS

TEAMS	GP	W	L	T	PTS	GF	GA
Springfield	72	49	22	1	99	344	206
Hershey	72	36	32	4	76	218	210
Cleveland	72	36	35	1	73	231	234
Buffalo	72	35	34	3	73	259	261
<b>Rochester</b>	<b>72</b>	<b>32</b>	<b>36</b>	<b>4</b>	<b>68</b>	<b>261</b>	<b>244</b>
Quebec	72	30	39	3	63	217	267
Providence	72	26	46	0	52	225	333

#### 1961 Playoffs

Teams	Series	Team	Series
Springfield	4	Cleveland	0
Hershey	4	Buffalo	0
Springfield	4	Hershey	0

### 1961-62 REGULAR SEASON STANDINGS

Eastern Div.	GP	W	L	T	PTS	GF	GA
Springfield	70	45	22	3	93	292	194
Hershey	70	37	28	5	79	236	213
Providence	70	36	32	2	74	261	267
Quebec	70	30	36	4	64	208	207
Western Div.	GP	W	L	T	PTS	GF	GA
Cleveland	70	39	28	3	81	255	203
Buffalo	70	36	31	3	75	247	219
<b>Rochester</b>	<b>70</b>	<b>33</b>	<b>31</b>	<b>6</b>	<b>72</b>	<b>234</b>	<b>240</b>
Pittsburgh	70	10	58	2	22	177	367

#### 1962 Playoffs

Teams	Series	Team	Series
Hershey	2	Providence	1
Buffalo	2	<b>Rochester</b>	<b>0</b>
Springfield	4	Cleveland	2
Buffalo	3	Hershey	1
Springfield	4	Buffalo	1



# AMERKS YEAR-BY-YEAR STANDINGS

## Record Book

### 1962-63 REGULAR SEASON STANDINGS

Eastern Div.	GP	W	L	T	PTS	GF	GA
Providence	72	38	29	5	81	239	203
Hershey	72	36	28	8	80	262	231
Baltimore	72	35	30	7	77	226	244
Quebec	72	33	28	11	77	206	210
Springfield	72	33	31	8	74	282	236
Western Div.	GP	W	L	T	PTS	GF	GA
Buffalo	72	41	24	7	89	237	199
Cleveland	72	31	34	7	69	270	253
<b>Rochester</b>	<b>72</b>	<b>24</b>	<b>39</b>	<b>9</b>	<b>57</b>	<b>241</b>	<b>270</b>
Pittsburgh	72	20	48	4	44	200	317

#### 1963 Playoffs

Teams	Series	Team	Series
Cleveland	2	<b>Rochester</b>	<b>0</b>
Hershey	2	Baltimore	1
Hershey	3	Cleveland	2
Buffalo	4	Providence	2
Buffalo	4	Hershey	3

### 1963-64 REGULAR SEASON STANDINGS

Eastern Div.	GP	W	L	T	PTS	GF	GA
Quebec	72	41	30	1	83	258	225
Hershey	72	36	31	5	77	236	249
Providence	72	32	35	5	69	248	239
Baltimore	72	32	44	5	51	238	292
Western Div.	GP	W	L	T	PTS	GF	GA
Pittsburgh	72	40	29	3	83	242	196
<b>Rochester</b>	<b>72</b>	<b>40</b>	<b>30</b>	<b>2</b>	<b>82</b>	<b>256</b>	<b>223</b>
Cleveland	72	37	30	5	79	239	207
Buffalo	72	25	40	7	57	194	260

#### 1964 Playoffs

Teams	Series	Team	Series
Hershey	2	Providence	1
Cleveland	2	<b>Rochester</b>	<b>0</b>
Quebec	4	Pittsburgh	1
Cleveland	3	Hershey	0
Cleveland	4	Quebec	0

### 1964-65 REGULAR SEASON STANDINGS

Eastern Div.	GP	W	L	T	PTS	GF	GA
Quebec	72	44	26	2	90	280	223
Hershey	72	36	32	4	76	246	243
Baltimore	72	35	32	5	75	275	249
Springfield	72	29	39	4	62	237	273
Providence	72	20	50	2	42	193	312
Western Div.	GP	W	L	T	PTS	GF	GA
<b>Rochester</b>	<b>72</b>	<b>48</b>	<b>21</b>	<b>3</b>	<b>99</b>	<b>310</b>	<b>199</b>
Buffalo	72	40	26	6	86	261	218
Pittsburgh	72	29	36	7	65	228	256
Cleveland	72	24	43	5	53	228	285

#### 1965 Playoffs - 1st Calder Cup

Teams	Series	Team	Series
Hershey	3	Baltimore	2
Buffalo	3	Pittsburgh	1
Hershey	3	Buffalo	2
<b>Rochester</b>	<b>4</b>	Quebec	1
<b>Rochester</b>	<b>4</b>	Hershey	1

### 1965-66 REGULAR SEASON STANDINGS

Eastern Div.	GP	W	L	T	PTS	GF	GA
Quebec	72	47	21	4	98	337	226
Hershey	72	37	30	5	79	268	232
Springfield	72	31	38	3	65	207	235
Baltimore	72	27	43	2	56	212	254
Providence	72	20	49	3	43	184	310
Western Div.	GP	W	L	T	PTS	GF	GA
<b>Rochester</b>	<b>72</b>	<b>46</b>	<b>21</b>	<b>5</b>	<b>97</b>	<b>288</b>	<b>221</b>
Cleveland	72	38	32	2	78	243	217
Pittsburgh	72	38	33	1	77	236	218
Buffalo	72	29	40	3	61	215	243

#### 1966 Playoffs - 2nd Calder Cup

Teams	Series	Team	Series
Springfield	3	Hershey	0
Cleveland	3	Pittsburgh	0
<b>Rochester</b>	<b>4</b>	Quebec	2
Cleveland	3	Springfield	0
<b>Rochester</b>	<b>4</b>	Cleveland	2



# AMERKS YEAR-BY-YEAR STANDINGS

## Record Book

### 1966-67 REGULAR SEASON STANDINGS

Eastern Div.	GP	W	L	T	PTS	GF	GA
Hershey	72	38	24	10	86	273	216
Baltimore	72	35	27	10	80	252	247
Quebec	72	35	30	7	77	275	249
Springfield	72	32	31	19	73	267	261
Providence	72	13	46	13	39	210	329
Western Div.	GP	W	L	T	PTS	GF	GA
Pittsburgh	72	41	21	10	92	282	209
<b>Rochester</b>	<b>72</b>	<b>38</b>	<b>25</b>	<b>9</b>	<b>85</b>	<b>300</b>	<b>223</b>
Cleveland	72	36	27	9	81	284	230
Buffalo	72	14	51	7	35	207	386

#### 1967 Playoffs

Teams	Series	Team	Series
Hershey	2	Providence	1
Cleveland	2	<b>Rochester</b>	<b>0</b>
Quebec	4	Pittsburgh	1
Cleveland	3	Hershey	0
Cleveland	4	Quebec	0

### 1967-68 REGULAR SEASON STANDINGS

Eastern Div.	GP	W	L	T	PTS	GF	GA
Hershey	72	34	30	8	76	276	248
Springfield	72	31	33	8	70	247	276
Providence	72	30	33	9	69	235	272
Baltimore	72	28	34	10	66	235	255
Western Div.	GP	W	L	T	PTS	GF	GA
<b>Rochester</b>	<b>72</b>	<b>38</b>	<b>25</b>	<b>9</b>	<b>85</b>	<b>273</b>	<b>233</b>
Quebec	72	33	28	11	77	277	240
Buffalo	72	32	28	12	76	238	224
Cleveland	72	28	30	14	70	236	255

#### 1968 Playoffs - 3rd Calder Cup

Teams	Series	Team	Series
Providence	3	Springfield	1
Quebec	3	Buffalo	2
<b>Rochester</b>	<b>4</b>	Hershey	1
Quebec	3	Providence	1
<b>Rochester</b>	<b>4</b>	Quebec	2

### 1968-69 REGULAR SEASON STANDINGS

Eastern Div.	GP	W	L	T	PTS	GF	GA
Hershey	74	41	27	6	88	307	234
Baltimore	74	33	34	7	73	266	257
Providence	74	32	36	6	70	242	284
Springfield	74	27	36	11	65	257	274
Western Div.	GP	W	L	T	PTS	GF	GA
Buffalo	74	41	18	15	97	282	192
Cleveland	74	30	32	12	72	213	245
Quebec	74	26	34	14	66	235	258
<b>Rochester</b>	<b>74</b>	<b>25</b>	<b>38</b>	<b>11</b>	<b>61</b>	<b>237</b>	<b>295</b>

#### 1969 Playoffs

Teams	Series	Team	Series
Providence	3	Baltimore	1
Quebec	3	Cleveland	2
Quebec	3	Providence	2
Hershey	4	Buffalo	2
Hershey	4	Quebec	1

### 1969-70 REGULAR SEASON STANDINGS

Eastern Div.	GP	W	L	T	PTS	GF	GA
Montreal	72	43	15	14	100	327	195
Springfield	72	38	29	5	81	287	287
Quebec	72	27	39	6	60	221	272
Providence	72	23	36	13	59	218	267
Western Div.	GP	W	L	T	PTS	GF	GA
Buffalo	72	40	17	15	95	280	193
Hershey	72	28	28	16	72	247	249
Baltimore	72	25	30	17	67	230	252
Cleveland	72	23	33	16	62	222	255
<b>Rochester</b>	<b>72</b>	<b>18</b>	<b>38</b>	<b>16</b>	<b>52</b>	<b>253</b>	<b>315</b>

#### 1970 Playoffs

Teams	Series	Team	Series
Montreal	4	Baltimore	1
Buffalo	4	Quebec	2
Springfield	4	Hershey	3
Buffalo	4	Springfield*	0

\*Montreal eliminated by Springfield & Buffalo via round-robin play



# AMERKS YEAR-BY-YEAR STANDINGS

## Record Book

### 1970-71 REGULAR SEASON STANDINGS

Eastern Div.	GP	W	L	T	PTS	GF	GA
Providence	72	28	31	13	69	257	270
Montreal	72	27	31	14	68	215	239
Springfield	72	29	35	8	66	244	281
Quebec	72	25	31	16	66	211	240
Western Div.	GP	W	L	T	PTS	GF	GA
Baltimore	72	40	23	9	89	263	224
Cleveland	72	39	26	7	85	272	208
Hershey	72	31	31	10	72	238	212
Rochester	72	25	36	11	61	222	248

#### 1971 Playoffs

Teams	Series	Team	Series
Springfield	1	Quebec	0
Springfield	3	Montreal	0
Cleveland	3	Hershey	1
Providence	4	Baltimore	2
Springfield	3	Cleveland	1
Springfield	4	Providence	0

### 1971-72 REGULAR SEASON STANDINGS

Eastern Div.	GP	W	L	T	PTS	GF	GA
Boston	76	41	21	14	96	260	191
Nova Scotia	76	41	21	14	96	274	202
Springfield	76	31	30	15	77	273	266
Providence	76	28	37	11	67	250	274
<b>Rochester</b>	<b>76</b>	<b>28</b>	<b>38</b>	<b>10</b>	<b>66</b>	<b>242</b>	<b>311</b>
Western Div.	GP	W	L	T	PTS	GF	GA
Baltimore	76	34	31	11	79	240	249
Hershey	76	33	30	13	79	266	253
Cincinnati	76	30	28	18	78	252	258
Cleveland	76	32	34	10	74	269	263
Richmond	76	29	34	13	71	237	218
Tidewater	76	22	45	9	53	197	275

#### 1972 Playoffs

Teams Series	Team Series	Team Series	Team Series
Boston 4	Providence 1	Nova Scotia 4	Boston 0
Nova Scotia 4	Springfield 1	Baltimore 4	Cincinnati 2
Baltimore 4	Cleveland 2	Nova Scotia 4	Baltimore 2
Cincinnati 4	Hershey 0		

### 1972-73 REGULAR SEASON STANDINGS

Eastern Div.	GP	W	L	T	PTS	GF	GA
Nova Scotia	76	43	18	15	101	316	191
Boston	76	34	29	3	81	248	256
<b>Rochester</b>	<b>76</b>	<b>33</b>	<b>31</b>	<b>12</b>	<b>78</b>	<b>239</b>	<b>276</b>
Providence	76	32	30	14	78	253	255
Springfield	76	18	42	16	52	265	344
New Haven	76	16	40	20	52	246	331
Western Div.	GP	W	L	T	PTS	GF	GA
Cincinnati	76	54	17	5	113	351	206
Hershey	76	42	23	11	95	326	231
Virginia	76	38	22	16	92	258	221
Richmond	76	30	36	10	70	272	280
Jacksonville	76	23	44	9	55	251	329
Baltimore	76	17	48	11	45	210	315

#### 1973 Playoffs

Teams Series	Team Series	Team Series	Team Series
Nova Scotia 4	Providence 2	Nova Scotia 4	Boston 0
Boston 4	<b>Rochester 2</b>	Cincinnati 4	Virginia 2
Cincinnati 4	Richmond 0	Cincinnati 4	Nova Scotia 1
Virginia 4	Hershey 3		

### 1973-74 REGULAR SEASON STANDINGS

Eastern Div.	GP	W	L	T	PTS	GF	GA
<b>Rochester</b>	<b>76</b>	<b>42</b>	<b>21</b>	<b>13</b>	<b>97</b>	<b>296</b>	<b>248</b>
Providence	76	38	26	12	88	330	244
Nova Scotia	76	37	27	12	86	263	223
New Haven	76	35	31	10	80	291	275
Boston	76	23	40	13	59	239	297
Springfield	76	21	40	15	57	251	327
Western Div.	GP	W	L	T	PTS	GF	GA
Baltimore	76	42	24	10	94	310	232
Hershey	76	39	23	14	92	320	241
Cincinnati	76	40	25	11	91	273	233
Richmond	76	22	40	14	58	248	320
Jacksonville	76	24	44	8	56	244	334
Virginia	76	22	44	10	54	216	307

#### 1974 Playoffs

Teams Series	Team Series	Team Series	Team Series
New Haven 4	<b>Rochester 2</b>	Providence 4	New Haven 0
Providence 4	Nova Scotia 2	Hershey 4	Baltimore 0
Baltimore 4	Richmond 1	Hershey 4	Providence 1
Hershey 4	Cincinnati 1		



# AMERKS YEAR-BY-YEAR STANDINGS

## Record Book

### 1974-75 REGULAR SEASON STANDINGS

<b>Eastern Div.</b>	<b>GP</b>	<b>W</b>	<b>L</b>	<b>T</b>	<b>PTS</b>	<b>GF</b>	<b>GA</b>
Providence	76	43	21	12	98	317	263
<b>Rochester</b>	<b>76</b>	<b>42</b>	<b>25</b>	<b>9</b>	<b>93</b>	<b>317</b>	<b>243</b>
Nova Scotia	75	40	26	9	89	270	227
Springfield	75	33	30	12	78	299	256
New Haven	76	30	35	11	71	282	302
<b>Western Div.</b>	<b>GP</b>	<b>W</b>	<b>L</b>	<b>T</b>	<b>PTS</b>	<b>GF</b>	<b>GA</b>
Virginia	75	31	31	13	75	254	250
Richmond	75	29	39	7	65	262	293
Hershey	75	27	38	10	64	259	303
Syracuse	75	21	43	11	53	254	332
Baltimore*	46	14	22	10	38	136	180

\*Disbanded 1/23/75

### 1975 Playoffs

<b>Teams</b>	<b>Series</b>	<b>Team</b>	<b>Series</b>	<b>Team</b>	<b>Series</b>	<b>Team</b>	<b>Series</b>
Springfield	4	Providence	2	Springfield	4	<b>Rochester</b>	<b>2</b>
<b>Rochester</b>	<b>4</b>	Nova Scotia	2	New Haven	4	Hershey	1
New Haven	4	Virginia	1	Springfield	4	New Haven	1
Hershey	4	Richmond	3				

### 1975-76 REGULAR SEASON STANDINGS

<b>Eastern Div.</b>	<b>GP</b>	<b>W</b>	<b>L</b>	<b>T</b>	<b>PTS</b>	<b>GF</b>	<b>GA</b>
Nova Scotia	76	48	20	8	104	326	209
<b>Rochester</b>	<b>76</b>	<b>42</b>	<b>25</b>	<b>9</b>	<b>93</b>	<b>304</b>	<b>243</b>
Providence	76	34	34	8	76	294	300
Springfield	76	33	39	4	70	267	321
<b>Western Div.</b>	<b>GP</b>	<b>W</b>	<b>L</b>	<b>T</b>	<b>PTS</b>	<b>GF</b>	<b>GA</b>
Hershey	76	39	31	6	84	304	275
Richmond	76	29	39	8	66	262	297
New Haven	76	29	39	8	66	261	295
Baltimore	76	21	48	7	49	238	316

### 1976 Playoffs

<b>Teams</b>	<b>Series</b>	<b>Team</b>	<b>Series</b>
<b>Rochester</b>	<b>3</b>	Providence	0
Richmond	3	New Haven	0
Nova Scotia	4	<b>Rochester</b>	<b>0</b>
Hershey	4	Richmond	1
Nova Scotia	4	Hershey	1

### 1976-77 REGULAR SEASON STANDINGS

<b>Team</b>	<b>GP</b>	<b>W</b>	<b>L</b>	<b>T</b>	<b>PTS</b>	<b>GF</b>	<b>GA</b>
Nova Scotia	80	52	22	6	110	308	225
New Haven	80	43	31	6	92	333	287
<b>Rochester</b>	<b>80</b>	<b>42</b>	<b>33</b>	<b>5</b>	<b>89</b>	<b>320</b>	<b>273</b>
Hershey	80	36	38	6	78	282	293
Springfield	80	28	51	1	57	302	390
Rhode Island	80	25	51	4	54	282	359

### 1977 Playoffs

<b>Teams</b>	<b>Series</b>	<b>Team</b>	<b>Series</b>
Nova Scotia	4	Hershey	2
<b>Rochester</b>	<b>4</b>	New Haven	2
Nova Scotia	4	<b>Rochester</b>	<b>2</b>

### 1977-78 REGULAR SEASON STANDINGS

<b>Northern Div.</b>	<b>GP</b>	<b>W</b>	<b>L</b>	<b>T</b>	<b>PTS</b>	<b>GF</b>	<b>GA</b>
Maine	80	43	28	9	95	305	256
Nova Scotia	81	37	28	16	90	304	250
Springfield	81	39	33	9	87	348	350
Binghamton	81	27	46	8	62	287	377
<b>Southern Div.</b>	<b>GP</b>	<b>W</b>	<b>L</b>	<b>T</b>	<b>PTS</b>	<b>GF</b>	<b>GA</b>
<b>Rochester</b>	<b>81</b>	<b>43</b>	<b>31</b>	<b>7</b>	<b>93</b>	<b>332</b>	<b>296</b>
New Haven	80	38	31	11	87	313	292
Philadelphia	81	35	35	11	81	294	290
Hershey	81	27	44	10	64	281	324
Hampton*	46	15	28	3	33	142	171

\* Hampton disbanded 2/10/78

### 1978 Playoffs

<b>Teams</b>	<b>Series</b>	<b>Team</b>	<b>Series</b>
Nova Scotia	3	Springfield	1
New Haven	3	Philadelphia	1
Maine	4	Nova Scotia	3
New Haven	4	<b>Rochester</b>	<b>2</b>



# AMERKS YEAR-BY-YEAR STANDINGS

## Record Book

### 1978-79 REGULAR SEASON STANDINGS

Northern Div.	GP	W	L	T	PTS	GF	GA
Maine	80	45	22	13	103	350	252
New Brunswick	80	41	29	10	92	315	288
Nova Scotia	80	39	37	4	82	313	302
Springfield	80	33	38	9	75	289	290
Southern Div.	GP	W	L	T	PTS	GF	GA
New Haven	80	46	25	9	101	346	271
Hershey	79	35	36	8	78	311	324
Binghamton	79	32	42	5	69	300	320
Rochester	80	26	42	12	64	289	349
Philadelphia	80	23	49	8	54	230	347

#### 1979 Playoffs

Teams	Series	Team	Series
Nova Scotia	3	New Brunswick	2
Binghamton	3	Hershey	1
Maine	4	Nova Scotia	2
New Haven	4	Binghamton	2

### 1979-80 REGULAR SEASON STANDINGS

Northern Div.	GP	W	L	T	PTS	GF	GA
New Brunswick	79	44	27	8	96	325	271
Nova Scotia	79	43	29	7	93	331	271
Maine	80	41	28	11	93	307	266
Adirondack	80	32	37	11	75	297	309
Springfield	80	31	37	12	74	292	302
Southern Div.	GP	W	L	T	PTS	GF	GA
New Haven	80	46	25	9	101	350	305
Hershey	80	35	29	6	76	289	273
Syracuse	80	31	42	7	69	303	364
Rochester	80	28	42	10	66	260	327

#### 1980 Playoffs

Teams Series	Team Series	Team Series	Team Series
New Brunswick 4	Adirondack 1	New Brunswick 4	Maine 2
Maine 4	Nova Scotia 2	Hershey 4	New Haven 2
New Haven 4	Rochester 0	Hershey 4	New Brunswick 2
Hershey 4	Syracuse 0		

### 1980-81 REGULAR SEASON STANDINGS

Northern Div.	GP	W	L	T	PTS	GF	GA
Maine	80	45	28	7	97	319	292
New Brunswick	80	37	33	10	84	317	298
Nova Scotia	80	38	37	5	81	335	298
Springfield	80	34	41	5	73	312	343
Southern Div.	GP	W	L	T	PTS	GF	GA
Hershey	80	47	24	9	103	357	299
Adirondack	80	35	40	5	75	305	328
Binghamton	80	32	42	6	70	296	336
New Haven	80	29	40	11	69	295	321
Rochester	80	30	42	8	68	295	316

#### 1981 Playoffs

Teams Series	Team Series	Team Series	Team Series
Maine 4	Springfield 3	Maine 4	New Brunswick 3
New Brunswick 4	Nova Scotia 2	Adirondack 4	Hershey 2
Hershey 4	New Haven 0	Adirondack 4	Maine 2
Adirondack 4	Binghamton 2		

### 1981-82 REGULAR SEASON STANDINGS

Northern Div.	GP	W	L	T	PTS	GF	GA
New Brunswick	80	48	21	11	107	338	227
Maine	80	47	26	7	101	325	272
Nova Scotia	80	35	35	10	80	330	313
Springfield	80	32	43	5	69	278	319
Fredericton	80	20	55	5	45	275	408
Southern Div.	GP	W	L	T	PTS	GF	GA
Binghamton	80	46	28	6	98	329	266
Rochester	80	40	31	9	89	325	286
New Haven	80	39	33	8	86	292	276
Hershey	80	36	38	6	78	316	347
Adirondack	80	34	37	9	77	299	285
Erie	80	22	52	6	50	317	425

#### 1982 Playoffs

Teams Series	Team Series	Team Series	Team Series
New Brunswick 3	Adirondack 2	New Brunswick 4	Nova Scotia 1
Nova Scotia 3	Maine 1	Binghamton 4	Rochester 1
Binghamton 3	Hershey 2	New Brunswick 4	Binghamton 1
Rochester 3	New Haven 1		



# AMERKS YEAR-BY-YEAR STANDINGS

## Record Book

### 1982-83 REGULAR SEASON STANDINGS

Northern Div.	GP	W	L	T	PTS	GF	GA
Fredericton	80	45	27	8	98	348	284
Nova Scotia	80	41	34	5	87	378	333
Maine	80	39	33	8	86	342	309
Adirondack	80	36	39	5	77	329	343
Moncton	80	34	39	7	75	304	315
Sherbrooke	80	22	54	4	48	288	390
Southern Div.	GP	W	L	T	PTS	GF	GA
Rochester	80	46	25	9	101	389	325
Hershey	80	40	35	5	85	313	308
New Haven	80	38	34	8	84	337	329
Binghamton	80	36	36	8	80	320	333
Baltimore	80	35	36	9	79	362	366
St. Catharines	80	33	41	6	72	335	368
Springfield	80	31	43	6	68	282	324

### 1983 Playoffs - 4th Calder Cup

Teams Series	Team Series	Team Series	Team Series
Fredericton 4	Adirondack 2	Maine 4	Fredericton 2
Maine 4	Nova Scotia 3	Rochester 4	New Haven 3
Rochester 4	Binghamton 1	Rochester 4	Maine 0
New Haven 4	Hershey 1		

### 1983-84 REGULAR SEASON STANDINGS

Northern Div.	GP	W	L	T	PTS	GF	GA
Fredericton	80	45	30	5	95	340	262
Adirondack	80	37	29	14	88	344	330
Maine	80	33	36	11	77	310	312
Nova Scotia	80	32	37	11	75	277	288
Moncton	80	32	40	8	72	251	278
Sherbrooke	80	22	53	5	49	301	419
Southern Div.	GP	W	L	T	PTS	GF	GA
Baltimore	80	46	24	10	102	384	304
Rochester	80	46	32	2	94	363	300
St. Catharines	80	43	31	6	92	364	346
Springfield	80	39	35	6	84	344	340
New Haven	80	36	40	4	76	365	371
Binghamton	80	33	43	4	70	359	388
Hershey	80	28	42	10	66	320	384

### 1984 Playoffs

Teams Series	Team Series	Team Series	Team Series
Nova Scotia 4	Fredericton 3	Maine 4	Nova Scotia 1
Maine 4	Adirondack 3	Rochester 4	Baltimore 2
Baltimore 4	Springfield 0	Maine 4	Rochester 1
Rochester 4	St. Catharines 3		

### 1984-85 REGULAR SEASON STANDINGS

Northern Div.	GP	W	L	T	PTS	GF	GA
Maine	80	38	32	10	86	296	266
Fredericton	80	36	36	8	80	279	301
Sherbrooke	80	37	38	5	79	323	329
Nova Scotia	80	36	37	7	79	292	295
Adirondack	80	35	37	8	78	290	336
Moncton	80	32	40	8	72	291	300
Southern Div.	GP	W	L	T	PTS	GF	GA
Binghamton	80	52	20	8	112	388	265
Baltimore	80	45	27	8	98	326	252
Rochester	80	40	27	13	93	333	301
Springfield	80	36	40	4	76	322	326
New Haven	80	31	41	8	70	315	341
Hershey	80	26	43	11	63	315	339
St. Catharines	80	24	50	6	54	272	391

### 1985 Playoffs

Teams Series	Team Series	Team Series	Team Series
Maine 4	Nova Scotia 2	Sherbrooke 4	Maine 1
Sherbrooke 4	Fredericton 2	Baltimore 4	Binghamton 0
Binghamton 4	Springfield 0	Sherbrooke 4	Baltimore 2
Baltimore 4	Rochester 1		

### 1985-86 REGULAR SEASON STANDINGS

Northern Div.	GP	W	L	T	PTS	GF	GA
Adirondack	80	41	31	8	90	339	298
Maine	80	40	31	9	89	274	285
Moncton	80	34	34	12	80	294	307
Fredericton	80	35	37	8	78	319	311
Sherbrooke	80	33	38	9	75	340	341
Nova Scotia	80	29	43	8	66	314	353
Southern Div.	GP	W	L	T	PTS	GF	GA
Hershey	80	48	29	3	99	346	292
Binghamton	80	41	34	5	87	316	290
St. Catharines	80	38	37	5	81	304	308
New Haven	80	36	37	7	79	340	343
Springfield	80	36	39	5	77	301	309
Rochester	80	34	39	7	75	320	337

### 1986 Playoffs

Teams Series	Team Series	Team Series	Team Series
Adirondack 4	Fredericton 2	Adirondack 4	Moncton 1
Moncton 4	Maine 1	Hershey 4	St. Catharines 3
Hershey 4	New Haven 1	Adirondack 4	Hershey 2
St. Catharines 4	Binghamton 2		



# AMERKS YEAR-BY-YEAR STANDINGS

## Record Book

### 1986-87 REGULAR SEASON STANDINGS

Northern Div.	GP	W	L	T	PTS	GF	GA
Sherbrooke	80	50	28	2	102	328	257
Adirondack	80	44	31	5	93	329	296
Moncton	80	43	31	6	92	338	315
Nova Scotia	80	38	39	3	79	318	315
Maine	80	35	40	5	75	272	298
Fredericton	80	32	43	5	69	292	357
Southern Div.	GP	W	L	T	PTS	GF	GA
Rochester	80	47	26	7	101	315	263
Binghamton	80	47	26	7	101	309	259
New Haven	80	44	25	11	99	331	315
Hershey	80	43	36	1	87	329	309
Baltimore	80	35	37	8	78	277	295
Springfield	80	34	40	6	74	296	344

#### 1987 Playoffs - 5th Calder Cup

Teams Series	Team Series	Team Series	Team Series
Sherbrooke 4	Nova Scotia 1	Sherbrooke 4	Adirondack 1
Adirondack 4	Moncton 2	Rochester 4	Binghamton 2
Rochester 4	Hershey 1	Rochester 4	Sherbrooke 3
Binghamton 4	New Haven 3		

### 1987-88 REGULAR SEASON STANDINGS

Northern Div.	GP	W	L	T	PTS	GF	GA
Maine	80	44	29(4)	7	99	308	284
Fredericton	80	42	30(3)	8	95	370	318
Sherbrooke	80	42	34(1)	4	89	316	243
Nova Scotia	80	35	36(2)	9	81	323	343
New Haven	80	33	40(3)	7	76	288	307
Moncton	80	27	45(2)	8	64	286	358
Springfield	80	27	45(1)	8	63	269	333
Southern Div.	GP	W	L	T	PTS	GF	GA
Hershey	80	50	27(2)	3	105	343	256
Rochester	80	46	27(1)	7	100	328	272
Adirondack	80	42	27(4)	11	99	306	275
Binghamton	80	38	34(3)	8	87	353	300
Utica	80	34	35(2)	11	81	318	307
Newmarket	80	33	39(6)	8	80	282	328
Baltimore	80	13	58	9	35	268	434

(1) - 1 point for Overtime loss

#### 1988 Playoffs

Teams Series	Team Series	Team Series	Team Series
Maine 4	Nova Scotia 1	Fredericton 4	Maine 1
Fredericton 4	Sherbrooke 2	Hershey 4	Adirondack 0
Hershey 4	Binghamton 0	Hershey 4	Fredericton 0
Adirondack 4	Rochester 3		

### 1988-89 REGULAR SEASON STANDINGS

Northern Div.	GP	W	L	T	PTS	GF	GA
Sherbrooke	80	47	24	9	103	348	261
Halifax	80	42	30	8	92	345	300
Moncton	80	37	34	9	83	320	313
New Haven	80	35	35	10	80	325	309
Maine	80	32	40	8	72	262	317
Springfield	80	32	44	4	68	287	341
Cape Breton	80	27	47	6	60	308	388
Southern Div.	GP	W	L	T	PTS	GF	GA
Adirondack	80	47	27	6	100	369	294
Hershey	80	40	30	10	90	361	309
Utica	80	37	34	9	83	309	295
Newmarket	80	38	36	6	82	339	334
Rochester	80	38	37	5	81	305	302
Baltimore	80	30	46	4	64	317	347
Binghamton	80	28	46	6	62	307	392

#### 1989 Playoffs

Teams Series	Team Series	Team Series	Team Series
New Haven 4	Sherbrooke 2	New Haven 4	Moncton 2
Moncton 4	Halifax 0	Adirondack 4	Hershey 3
Adirondack 4	Newmarket 1	Adirondack 4	New Haven 1
Hershey 4	Utica 1		

### 1989-90 REGULAR SEASON STANDINGS

Northern Div.	GP	W	L	T	PTS	GF	GA
Sherbrooke	80	45	23	12	102	301	247
Cape Breton	80	39	34	7	85	317	306
Springfield	80	38	38	4	80	317	310
Halifax	80	37	37	6	80	317	300
Maine	80	31	38	11	73	294	317
Moncton	80	33	42	5	71	265	303
New Haven	80	32	41	7	71	283	316
Southern Div.	GP	W	L	T	PTS	GF	GA
Rochester	80	43	28	9	95	337	286
Adirondack	80	42	27	11	95	330	304
Baltimore	80	43	30	7	93	302	265
Utica	80	44	32	4	92	354	315
Newmarket	80	31	33	16	78	305	318
Hershey	80	32	38	10	74	298	296
Binghamton	80	11	60	9	31	229	366

#### 1990 Playoffs

Teams Series	Team Series	Team Series	Team Series
A - Sherbrooke 4	Halifax 2	D - Baltimore 4	Adirondack 2
B - Springfield 4	Cape Breton 2	E - Springfield 4	Sherbrooke 2
C - Rochester 4	Utica 1	F - Rochester 4	Baltimore 2



# AMERKS YEAR-BY-YEAR STANDINGS

## Record Book

### 1991-92 REGULAR SEASON STANDINGS

American Div.	GP	W	L	T	PTS	GF	GA
Fredericton	80	43	27	10	96	314	254
St. John's	80	39	29	12	90	325	285
Cape Breton	80	36	34	10	82	336	330
Moncton	80	32	38	10	74	285	299
Halifax	80	25	38	17	67	280	324
Northern Div.	GP	W	L	T	PTS	GF	GA
Springfield	80	43	29	8	94	308	277
Adirondack	80	40	36	4	84	335	309
New Haven	80	39	37	4	82	305	309
Capital District	80	32	37	11	75	261	289
Maine	80	23	47	10	56	296	352
Southern Div.	GP	W	L	T	PTS	GF	GA
Binghamton	80	41	30	9	91	318	277
<b>Rochester</b>	<b>80</b>	<b>37</b>	<b>31</b>	<b>12</b>	<b>86</b>	<b>292</b>	<b>248</b>
Hershey	80	36	33	11	83	313	337
Utica	80	34	40	6	74	268	313
Baltimore	80	28	42	10	66	287	320

#### 1992 Playoffs

Teams Series	Team Series	Team Series	Team Series
A - Moncton 4	Fredericton 3	F - Rochester 4	Hershey 2
B - St. John's 4	Cape Breton 1	G - St. John's 4	Moncton 0
C - Springfield 4	Capital District 3	H - Adirondack 4	Springfield 0
D - Adirondack 4	New Haven 1	J - Rochester 4	Binghamton 3
E - Binghamton 4	Utica 0	K - Adirondack 4	<b>Rochester 1</b>
L - Adirondack 4	St. John's 3		

### 1992-93 REGULAR SEASON STANDINGS

American Div.	GP	W	L	T	PTS	GF	GA
St. John's	80	41	26	13	95	351	308
Fredericton	80	38	31	11	87	314	278
Cape Breton	80	36	32	12	84	356	336
Moncton	80	31	33	16	78	292	306
Halifax	80	33	37	10	76	312	348
Northern Div.	GP	W	L	T	PTS	GF	GA
Providence	80	46	32	2	94	384	348
Adirondack	80	36	35	9	81	331	308
Capital District	80	34	34	12	80	280	285
Springfield	80	25	41	14	64	282	336
New Haven	80	22	47	11	55	262	343
Southern Div.	GP	W	L	T	PTS	GF	GA
Binghamton	80	57	13	10	124	392	246
<b>Rochester</b>	<b>80</b>	<b>40</b>	<b>33</b>	<b>7</b>	<b>87</b>	<b>348</b>	<b>332</b>
Utica	80	33	36	11	77	325	354
Baltimore	80	28	40	12	68	318	353
Hershey	80	27	41	12	66	316	339

#### 1993 Playoffs

Teams Series	Team Series	Team Series	Team Series
A - St. John's 4	Moncton 1	F - Rochester 4	Utica 1
B - Cape Breton 4	Fredericton 1	G - Cape Breton 4	St. John's 0
C - Springfield 4	Providence 2	H - Springfield 4	Adirondack 3
D - Adirondack 4	Capital District 0	J - Rochester 4	Binghamton 3
E - Binghamton 4	Baltimore 3	K - Cape Breton 2	Springfield 0
L - Cape Breton 4	<b>Rochester 1</b>		

### 1993-94 REGULAR SEASON STANDINGS

American Div.	GP	W	L	T	PTS	GF	GA
St. John's	80	45	23	12	102	360	287
Saint John	80	37	33	10	84	304	305
Moncton	80	37	36	7	81	310	303
Cape Breton	80	32	35	13	77	316	339
Fredericton	80	31	42	7	69	294	296
PEI	80	23	49	8	54	269	356
Northern Div.	GP	W	L	T	PTS	GF	GA
Adirondack	80	45	27	8	98	333	273
Portland	80	43	27	10	96	328	269
Albany	80	38	34	8	84	312	315
Springfield	80	29	38	13	71	309	327
Providence	80	28	39	13	69	283	319
Southern Div.	GP	W	L	T	PTS	GF	GA
Hershey	80	38	31	11	87	306	298
Hamilton	80	36	37	7	79	302	305
Cornwall	80	33	36	11	77	294	295
<b>Rochester</b>	<b>80</b>	<b>31</b>	<b>34</b>	<b>15</b>	<b>77</b>	<b>277</b>	<b>300</b>

#### 1994 Playoffs

Teams Series	Team Series	Team Series	Team Series
A - St. John's 4	Cape Breton 1	F - Cornwall 4	Hamilton 0
B - Moncton 4	Saint John 3	G - Moncton 4	St. John's 2
C - Adirondack 4	Springfield 2	H - Portland 4	Adirondack 2
D - Portland 4	Albany 1	J - Cornwall 4	Hershey 3
E - Hershey 4	<b>Rochester 0</b>	K - Moncton 2	Cornwall 0

### 1994-95 REGULAR SEASON STANDINGS

American Div.	GP	W	L	T	PTS	GF	GA
Albany	80	46	17	17	109	293	219
Portland	80	46	22	12	104	333	233
Providence	80	39	30	11	89	300	268
Adirondack	80	32	38	10	74	271	294
Springfield	80	31	37	12	74	269	289
Worcester	80	24	45	11	59	234	300
Northern Div.	GP	W	L	T	PTS	GF	GA
Binghamton	80	43	30	7	93	302	261
Cornwall	80	38	33	9	85	236	248
Hershey	80	34	36	10	78	275	300
<b>Rochester</b>	<b>80</b>	<b>35</b>	<b>38</b>	<b>7</b>	<b>77</b>	<b>300</b>	<b>304</b>
Syracuse	80	29	42	9	67	288	325
Southern Div.	GP	W	L	T	PTS	GF	GA
PEI	80	41	31	8	90	305	271
St. John's	80	33	37	10	76	263	263
Fredericton	80	35	40	5	75	274	288
Saint John	80	27	40	13	67	250	286

#### 1995 Playoffs

Teams Series	Team Series	Team Series	Team Series
A - PEI 4	Saint John 1	G - Fredericton 4	PEI 2
B - Fredericton 4	St. John's 1	H - Albany 4	Providence 2
C - Albany 4	Adirondack 0	I - Cornwall 4	Binghamton 2
D - Providence 4	Portland 3	J - Fredericton 2	Cornwall 0
E - Binghamton 4	<b>Rochester 1</b>	K - Albany 4	Fredericton 1
F - Cornwall 4	Hershey 2		



# AMERKS YEAR-BY-YEAR STANDINGS

## Record Book

### 1995-96 REGULAR SEASON STANDINGS

#### WESTERN CONFERENCE

Central Div.	GP	W	L	T	PTS	GF	GA
Albany	80	54	19(0)	7	115	322	218
Adirondack	80	38	34(2)	8	86	271	247
<b>Rochester</b>	<b>80</b>	<b>37</b>	<b>38(4)</b>	<b>5</b>	<b>83</b>	<b>294</b>	<b>297</b>
Cornwall	80	34	39(5)	7	80	249	251
Syracuse	80	31	44(7)	5	74	257	307

Southern Div.	GP	W	L	T	PTS	GF	GA
Binghamton	80	39	34(4)	7	88	333	331
Hershey	80	36	33(3)	11	86	301	287
Baltimore	80	33	38(2)	9	77	279	299
Carolina	80	28	41(3)	11	70	313	343

#### EASTERN CONFERENCE

Atlantic Div.	GP	W	L	T	PTS	GF	GA
PEI	80	38	36(3)	6	85	303	313
Saint John	80	35	34(4)	11	85	272	264
St. John's	80	31	35(4)	14	80	248	274
Fredericton	80	34	35(0)	11	79	307	308
Cape Breton	80	33	44(4)	3	73	290	323

Northern Div.	GP	W	L	T	PTS	GF	GA
Springfield	80	42	27(5)	11	100	272	215
Worcester	80	36	32(4)	12	88	242	244
Portland	80	32	38(4)	10	78	282	283
Providence	80	30	40(4)	10	74	249	280

#### 1996 Playoffs - 6th Calder Cup

Teams	Series	Team	Series
A - Springfield	3	Providence	1
B - Portland	3	Worcester	1
C - Fredericton	3	PEI	2
D - Saint John	3	St. John's	1
E - Syracuse	3	Binghamton	1
F - Baltimore	3	Hershey	2
G - Cornwall	3	Albany	1
<b>H - Rochester</b>	<b>3</b>	Adirondack	0
J - Portland	4	Springfield	2
K - Saint John	4	Fredericton	1
L - Syracuse	4	Baltimore	3
<b>M - Rochester</b>	<b>4</b>	Cornwall	0
N - Portland	4	Saint John	3
<b>O - Rochester</b>	<b>4</b>	Syracuse	1
<b>P - Rochester</b>	<b>4</b>	Portland	3

### 1996-97 REGULAR SEASON STANDINGS

#### NORTHERN CONFERENCE

Empire St. Div.	GP	W	L	OTL	T	PTS	GF	GA
<b>Rochester</b>	<b>80</b>	<b>40</b>	<b>30</b>	<b>1</b>	<b>9</b>	<b>90</b>	<b>298</b>	<b>257</b>
Adirondack	80	38	28	2	12	90	258	249
Albany	80	38	28	5	9	90	269	231
Syracuse	80	32	38	0	10	74	241	265
Binghamton	80	27	38	2	13	69	245	300

Canadian Div.	GP	W	L	OTL	T	PTS	GF	GA
St. John's	80	36	28	6	10	88	265	264
Saint John	80	28	36	3	13	72	237	269
Hamilton	80	28	39	4	9	69	220	276
Fredericton	80	26	44	2	8	62	234	283

#### SOUTHERN CONFERENCE

N. England Div.	GP	W	L	OTL	T	PTS	GF	GA
Worcester	80	43	23	5	9	100	256	234
Springfield	80	41	25	2	12	96	268	229
Portland	80	37	26	7	10	91	279	264
Providence	80	35	40	2	3	75	262	289

Mid-Atlantic Div.	GP	W	L	OTL	T	PTS	GF	GA
Philadelphia	80	49	18	3	10	111	325	230
Hershey	80	43	22	5	10	101	273	220
Kentucky	80	36	35	0	9	81	278	284
Baltimore	80	30	37	3	10	73	251	285
Carolina	80	28	43	5	4	65	273	303

#### 1997 Playoffs

Teams	Series	Team	Series
A - St. John's	3	Binghamton	1
B - Hamilton	3	Saint John	2
<b>C - Rochester</b>	<b>3</b>	Syracuse	0
D - Albany	3	Adirondack	1
E - Providence	3	Worcester	2
F - Springfield	3	Portland	2
G - Philadelphia	3	Baltimore	1
H - Hershey	3	Kentucky	1
J - Hamilton	4	St. John's	3
K - Albany	4	<b>Rochester</b>	<b>3</b>
L - Springfield	4	Providence	1
M - Hershey	4	Philadelphia	3
N - Hamilton	4	Albany	2
O - Hershey	4	Springfield	3
P - Hershey	4	Hamilton	1



# AMERKS YEAR-BY-YEAR STANDINGS

## Record Book

### 1996-97 REGULAR SEASON STANDINGS

#### NORTHERN CONFERENCE

##### Empire State Division

	GP	W	L	OTL	T	PTS	GF	GA
Rochester	80	40	30	1	9	90	298	257
Adirondack	80	38	28	2	12	90	258	249
Albany	80	38	28	5	9	90	269	231
Syracuse	80	32	38	0	10	74	241	265
Binghamton	80	27	38	2	13	69	245	300

##### Canadian Division

	GP	W	L	OTL	T	PTS	GF	GA
St. John's	80	36	28	6	10	88	265	264
Saint John	80	28	36	3	13	72	237	269
Hamilton	80	28	39	4	9	69	220	276
Fredericton	80	26	44	2	8	62	234	283

#### SOUTHERN CONFERENCE

##### New England Division

	GP	W	L	OTL	T	PTS	GF	GA
Worcester	80	43	23	5	9	100	256	234
Springfield	80	41	25	2	12	96	268	229
Portland	80	37	26	7	10	91	279	264
Providence	80	35	40	2	3	75	262	289

##### Mid-Atlantic Division

	GP	W	L	OTL	T	PTS	GF	GA
Philadelphia	80	49	18	3	10	111	325	230
Hershey	80	43	22	5	10	101	273	220
Kentucky	80	36	35	0	9	81	278	284
Baltimore	80	30	37	3	10	73	251	285
Carolina	80	28	43	5	4	65	273	303

#### 1997 Playoffs

Teams	Series	Team	Series
A - St. John's	3	Binghamton	1
B - Hamilton	3	Saint John	2
C - Rochester	3	Syracuse	0
D - Albany	3	Adirondack	1
E - Providence	3	Worcester	2
F - Springfield	3	Portland	2
G - Philadelphia	3	Baltimore	1
H - Hershey	3	Kentucky	1
J - Hamilton	4	St. John's	3
K - Albany	4	<b>Rochester</b>	<b>3</b>
L - Springfield	4	Providence	1
M - Hershey	4	Philadelphia	3
N - Hamilton	4	Albany	2
O - Hershey	4	Springfield	3
P - Hershey	4	Hamilton	1



# AMERKS YEAR-BY-YEAR STANDINGS

## Record Book

### 1997-98 REGULAR SEASON STANDINGS

#### WESTERN CONFERENCE

##### Empire State Division

	GP	W	L	OTL	T	PTS	GF	GA
Albany	80	43	20	6	11	103	290	223
Hamilton	80	36	22	5	17	94	264	242
Syracuse	80	35	32	2	11	83	272	285
Adirondack	80	31	37	3	9	74	245	275
<b>Rochester</b>	<b>80</b>	<b>30</b>	<b>38</b>	<b>0</b>	<b>12</b>	<b>72</b>	<b>238</b>	<b>260</b>

##### Canadian Division

	GP	W	L	OTL	T	PTS	GF	GA
Philadelphia	80	47	21	2	10	106	314	249
Hershey	80	36	31	6	7	85	238	235
Kentucky	80	29	39	3	9	70	241	278
Cincinnati	80	23	37	7	13	66	243	303

#### EASTERN CONFERENCE

##### New England Division

	GP	W	L	OTL	T	PTS	GF	GA
Saint John	80	43	24	0	13	99	231	201
Fredericton	80	33	32	5	10	81	245	244
Portland	80	33	33	2	12	80	241	247
St. John's	80	25	32	5	18	73	233	254

##### Mid-Atlantic Division

	GP	W	L	OTL	T	PTS	GF	GA
Springfield	80	45	26	2	7	99	278	248
Hartford	80	43	24	1	12	99	272	227
New Haven	80	38	33	2	7	85	256	239
Worcester	80	34	31	6	9	83	267	268
Providence	80	19	49	5	7	50	211	301

#### 1998 Playoffs

Teams	Series	Team	Series
A - St. John	3	St. John's	1
B - Portland	3	Fredericton	1
C - Worcester	3	Springfield	1
D - Hartford	3	New Haven	0
E - Albany	3	Adirondack	0
F - Hamilton	3	Syracuse	2
G - Philadelphia	3	<b>Rochester</b>	<b>1</b>
H - Hershey	3	Kentucky	0
J - Saint John	4	Portland	2
K - Hartford	4	Worcester	3
L - Albany	4	Hamilton	0
M - Philadelphia	4	Hershey	0
N - Saint John	4	Hartford	1
O - Philadelphia	4	Albany	2
P - Philadelphia	4	Saint John	2



# AMERKS YEAR-BY-YEAR STANDINGS

## Record Book

### 1998-99 REGULAR SEASON STANDINGS

#### EASTERN CONFERENCE

										Home	Road
<b>Atlantic Division</b>	<b>GP</b>	<b>W</b>	<b>L</b>	<b>OTL</b>	<b>T</b>	<b>PTS</b>	<b>PCT</b>	<b>GF</b>	<b>GA</b>	<b>W-L-T</b>	<b>W-L-T</b>
Quebec	80	37	34	5	4	83	.519	227	238	19-19-2	18-19-3
Saint John	80	32	32	11	5	80	.500	267	283	16-18-6	16-19-5
Lowell	80	33	36	7	4	77	.481	228	240	18-19-3	15-21-4
St. John's	80	23	45	8	4	58	.363	202	277	15-20-5	8-29-3
<b>New England Division</b>	<b>GP</b>	<b>W</b>	<b>L</b>	<b>OTL</b>	<b>T</b>	<b>PTS</b>	<b>GF</b>	<b>GA</b>	<b>GA</b>	<b>W-L-T</b>	<b>W-L-T</b>
Hartford	80	49	22	7	2	107	.669	249	198	27-13-0	22-11-7
Portland	80	46	23	10	1	103	.644	256	202	23-13-4	23-11-6
Worcester	80	34	31	11	4	83	.519	249	250	19-15-6	15-20-5
Springfield	80	33	35	11	1	78	.488	272	252	20-12-8	13-24-3
Providence	80	33	38	6	3	75	.469	231	269	19-18-3	14-23-3

#### WESTERN CONFERENCE

										Home	Road
<b>Empire Division</b>	<b>GP</b>	<b>W</b>	<b>L</b>	<b>OTL</b>	<b>T</b>	<b>PTS</b>	<b>GF</b>	<b>GA</b>	<b>GA</b>	<b>W-L-T</b>	<b>W-L-T</b>
<b>Rochester</b>	<b>80</b>	<b>46</b>	<b>22</b>	<b>9</b>	<b>3</b>	<b>104</b>	<b>.650</b>	<b>247</b>	<b>201</b>	<b>25-12-3</b>	<b>21-13-6</b>
Syracuse	80	35	35	9	1	80	.500	290	294	18-20-2	17-16-7
Hamilton	80	27	24	13	6	73	.456	225	262	15-18-7	12-22-6
Albany	80	30	40	7	3	70	.438	225	250	15-21-4	15-22-3
Wilkes-Barre	80	23	43	9	5	60	.375	236	306	16-19-5	7-29-4
<b>Mid-Atlantic Division</b>	<b>GP</b>	<b>W</b>	<b>L</b>	<b>OTL</b>	<b>T</b>	<b>PTS</b>	<b>GF</b>	<b>GA</b>	<b>GA</b>	<b>W-L-T</b>	<b>W-L-T</b>
Kentucky	80	42	25	9	4	97	.606	250	211	22-14-4	20-15-5
Hershey	80	43	29	5	3	94	.588	297	267	23-14-3	20-18-2
Philadelphia	80	44	31	3	2	93	.581	281	239	21-16-3	23-17-0
Louisville	80	42	30	7	1	92	.575	278	254	23-14-3	19-17-4
Cincinnati	80	30	37	9	4	73	.456	227	244	14-19-7	16-22-2

Note: Teams received two points for each regulation or overtime victory and one point for each game tied at the end of regulation (RT) or overtime (T).

#### 1999 Playoffs

Teams	Series	Team	Series
A – Saint John	3	Lowell	0
B – Fredericton	3	St. John's	2
C – Providence	3	Worcester	0
D – Hartford	3	Springfield	0
<b>E – Rochester</b>	<b>3</b>	Adirondack	0
F – Hamilton	3	Albany	2
G – Philadelphia	3	Cincinnati	0
H – Kentucky	3	Hershey	2
J – Fredericton	4	Saint John	0
K – Providence	4	Hartford	0
<b>L – Rochester</b>	<b>4</b>	Hamilton	2
M – Philadelphia	4	Kentucky	3
N – Providence	4	Fredericton	2
O – Rochester	4	Philadelphia	2
P – Providence	4	<b>Rochester</b>	<b>1</b>



# AMERKS YEAR-BY-YEAR STANDINGS

## Record Book

### 1999-00 REGULAR SEASON STANDINGS

#### EASTERN CONFERENCE

	GP	W	L	T	RT	PTS	PCT	GF	GA	Home W-L-T	Road W-L-T
<b>ATLANTIC</b>											
Lowell	80	33	32	2	13	81	.506	219	237	18-13-9	15-21-4
St. John's	80	34	35	4	7	79	.494	246	270	17-19-4	17-20-3
Fredericton	80	33	36	5	6	77	.481	246	246	20-17-3	13-24-3
Saint John	80	31	40	1	8	71	.444	238	296	19-17-4	12-24-4
Portland	80	23	48	2	7	55	.344	214	273	13-24-3	10-26-4
<b>New England Division</b>											
Providence	80	56	16	4	4	120	.750	321	223	33-7-0	23-13-4
Hartford	80	38	31	6	5	87	.544	256	256	23-15-2	15-22-3
Springfield	80	35	35	1	9	80	.500	245	232	22-15-3	13-21-6
Worcester	80	34	36	2	8	78	.488	237	260	20-15-5	14-23-3
New Haven	80	33	35	5	7	78	.488	240	250	13-24-3	20-16-4

#### WESTERN CONFERENCE

	GP	W	L	T	RT	PTS	PCT	GF	GA	Home W-L-T	Road W-L-T
<b>Empire Division</b>											
Rochester	80	52	21	1	6	111	.694	287	176	27-11-2	25-11-4
Albany	80	46	26	2	6	100	.625	275	230	23-13-4	13-15-2
Hamilton	80	40	29	4	7	91	.569	229	206	22-14-4	18-19-3
Adirondack	80	21	48	3	8	53	.331	184	280	11-24-5	10-27-3
Syracuse	80	18	50	3	9	48	.300	220	327	10-24-6	8-29-3
<b>Mid-Atlantic Division</b>											
Philadelphia	80	47	22	2	9	105	.656	272	221	24-11-5	23-13-4
Kentucky	80	44	26	3	7	98	.613	272	214	23-14-3	21-15-4
Hershey	80	37	32	1	10	85	.531	242	224	22-14-4	15-19-6
Cincinnati	80	35	39	2	4	76	.475	227	249	23-16-1	12-25-3

#### 2000 Playoffs

##### Conference Quarterfinals

Series A:	Providence defeated Quebec	(3-0)
Series B:	Lowell defeated Saint John	(3-0)
Series C:	Hartford defeated Springfield	(3-2)
Series D:	Worcester defeated Portland	3-1)
<b>Series E:</b>	<b>Rochester defeated Albany</b>	<b>(3-2)</b>
Series F:	Hamilton defeated Syracuse	(3-1)
Series G:	Kentucky defeated Louisville	(3-1)
Series H:	Hershey defeated Philadelphia	(3-2)

##### Conference Semifinals

Series J:	Providence defeated Lowell	(4-0)
Series K:	Hartford defeated Worcester	(4-1)
<b>Series L:</b>	<b>Rochester defeated Hamilton</b>	<b>(4-2)</b>
Series M:	Hershey defeated Kentucky	(4-1)

##### Conference Finals

Series N:	Hartford defeated Providence	(4-3)
<b>Series O:</b>	<b>Rochester defeated Hershey</b>	<b>(4-0)</b>

##### Calder Cup Finals

Series P:	Hartford defeated Rochester	(4-2)
-----------	-----------------------------	-------

Jack Butterfield Winner (Calder Cup MVP)

Derek Armstrong, Hartford



# AMERKS YEAR-BY-YEAR STANDINGS

## Record Book

### 2000-01 REGULAR SEASON STANDINGS

#### EASTERN CONFERENCE

##### Canadian Division

	GP	W	L	T	RT	PTS	PCT	GF	GA	PIM	Home W-L-T	Road W-L-T
Saint John	80	44	24	7	5	100	.625	269	210	1931	25-10-5	19-19-2
Quebec	80	41	32	3	4	89	.556	264	252	1660	27-11-2	14-25-1
St. John's	80	35	35	8	2	80	.500	247	244	1564	21-15-4	14-22-4
Hamilton	80	28	41	6	5	67	.419	227	281	1760	16-21-3	12-25-3

##### New England Division

	GP	W	L	T	RT	PTS	PCT	GF	GA	PIM	Home W-L-T	Road W-L-T
Worcester	80	48	20	9	3	108	.675	264	205	1798	27-10-3	21-13-6
Hartford	80	40	26	8	6	94	.588	263	247	2280	21-15-4	19-17-4
Providence	80	35	31	10	4	84	.525	245	242	1884	19-17-4	16-18-6
Lowell	80	35	35	5	5	80	.500	225	244	1826	19-19-2	16-21-3
Portland	80	34	40	4	2	74	.463	250	280	1683	20-18-2	14-24-2
Springfield	80	29	37	8	6	72	.450	253	280 1	622	14-20-6	15-23-2

#### WESTERN CONFERENCE

##### Empire Division

	GP	W	L	T	RT	PTS	PCT	GF	GA	PIM	Home W-L-T	Road W-L-T
Kentucky	80	42	25	12	1	97	.606	273	212	1970	19-13-8	23-13-4
Cincinnati	80	41	26	9	4	95	.594	254	240	1910	22-14-4	19-16-5
Norfolk	80	36	26	13	5	90	.563	241	208	2017	24-13-3	12-18-10
Louisville	80	21	51	5	3	50	.313	200	285	1958	12-27-1	9-27-4

##### Mid-Atlantic Division

	GP	W	L	T	RT	PTS	PCT	GF	GA	PIM	Home W-L-T	Road W-L-T
Rochester	80	46	22	9	3	104	.650	224	192	1561	24-10-6	22-15-3
Wilkes-Barre	80	36	33	9	2	83	.519	252	248	2295	20-15-5	16-20-4
Syracuse	80	33	30	12	5	83	.519	235	254	1907	20-13-7	13-22-5
Philadelphia	80	36	34	5	5	82	.513	246	244	2023	18-20-2	18-19-3
Hershey	80	34	39	4	3	75	.469	216	234	1647	20-19-1	14-23-3
Albany	80	30	40	6	4	70	.438	216	262	1814	17-19-4	13-25-2

**TOTAL** 800 724 724 152 77 1677 4864 37,110

#### 2001 Playoffs

##### Conference Quarterfinals

Series A:	Saint John defeated Portland	(3-0)
Series B:	Quebec defeated St. John's	(3-1)
Series C:	Worcester defeated Lowell	(3-1)
Series D:	Providence defeated Hartford	(3-2)
Series E:	Philadelphia defeated Rochester	(3-1)
Series F:	Wilkes-Barre defeated Syracuse	(3-2)
Series G:	Hershey defeated Kentucky	(3-0)
Series H:	Norfolk defeated Cincinnati	(3-1)

##### Conference Semifinals

Series J:	Saint John defeated Quebec	(4-1)
Series K:	Providence defeated Worcester	(4-3)
Series L:	Wilkes-Barre defeated Philadelphia	(4-2)
Series M:	Hershey defeated Norfolk	(4-1)

##### Conference Finals

Series N:	Saint John defeated Providence	(4-1)
Series O:	Wilkes-Barre defeated Hershey	(4-0)

##### Calder Cup Finals

Series P:	Saint John defeated Wilkes-Barre	(4-2)
-----------	----------------------------------	-------

Jack Butterfield Winner (Calder Cup MVP)  
Steve Begin (Saint John)

#### 2000-01 Attendance Report

TEAM	TOTAL	GAMES	AVERAGE
Philadelphia	342,849	40	8,571
Rochester	341,169	40	8,529
Wilkes-Barre	330,135	40	8,253
Providence	308,032	40	7,700
Hartford	283,962	40	7,099
Hershey	253,907	40	6,347
Worcester	249,862	40	6,246
Syracuse	206,795	40	5,169
Cincinnati	200,044	40	5,001
Hamilton	198,771	40	4,969
Louisville	194,638	40	4,865
Norfolk	188,553	40	4,713
Portland	184,404	40	4,610
Kentucky	178,457	40	4,461
Springfield	177,094	40	4,427
Quebec	173,202	40	4,330
Saint John	150,532	40	3,763
Albany	144,621	40	3,615
Lowell	139,329	40	3,483
St. John's	131,753	40	3,293
<b>TOTAL</b>	<b>4,378,109</b>	<b>800</b>	<b>5,473</b>



# AMERKS YEAR-BY-YEAR STANDINGS

## Record Book

### 2001-02 REGULAR SEASON STANDINGS

#### EASTERN CONFERENCE

##### East Division

	GP	W	L	T	OTL	PTS	PCT	GF	GA	PIM	Home W-L-T	Road W-L-T
Bridgeport	80	43	25	8	4	98	.613	240	192	1361	26-10-4	17-19-4
Hartford	80	41	26	10	3	95	.594	249	243	1974	22-12-6	19-17-4
Providence	80	35	33	8	4	82	.513	190	223	1713	20-16-4	15-21-4
Springfield	80	35	41	2	2	74	.463	213	237	2052	23-17-0	12-26-2
Albany	80	14	42	12	12	52	.325	172	271	1238	11-23-6	3-31-6

##### North Division

	GP	W	L	T	OTL	PTS	PCT	GF	GA	PIM	Home W-L-T	Road W-L-T
Lowell	80	41	25	11	3	96	.600	229	209	1311	19-15-6	22-13-5
Manchester	80	38	28	11	3	90	.563	236	225	1491	23-14-3	15-17-8
Worcester	80	39	33	7	1	86	.538	245	218	1945	22-15-3	17-19-4
Portland	80	30	31	15	4	79	.494	220	225	1767	21-16-3	9-19-12

##### Canadian Division

	GP	W	L	T	OTL	PTS	PCT	GF	GA	PIM	Home W-L-T	Road W-L-T
Quebec	80	35	27	15	3	88	.550	257	254	1475	18-13-9	17-17-6
Hamilton	80	37	30	10	3	87	.544	247	205	1664	23-11-6	14-22-4
St. John's	80	34	27	17	2	87	.544	256	240	1554	19-13-8	15-16-9
Manitoba	80	39	33	4	4	86	.538	270	260	1921	20-18-2	19-19-2
Saint John	80	29	34	13	4	75	.469	182	202	1347	15-15-10	14-23-3

#### WESTERN CONFERENCE

##### West Division

	GP	W	L	T	OTL	PTS	PCT	GF	GA	PIM	Home W-L-T	Road W-L-T
Grand Rapids	80	42	27	11	0	95	.594	217	178	1335	24-12-4	18-15-7
Houston	80	39	26	10	5	93	.581	234	232	1653	19-15-6	20-16-4
Utah	80	40	29	6	5	91	.569	240	225	1777	21-16-3	19-18-3
Chicago	80	37	31	7	5	86	.538	250	236	1695	19-17-4	18-19-3
Milwaukee	80	30	35	10	5	75	.469	198	207	1511	18-17-5	12-23-5

##### Central Division

	GP	W	L	T	OTL	PTS	PCT	GF	GA	PIM	Home W-L-T	Road W-L-T
Syracuse	80	39	23	13	5	96	.600	228	193	2058	22-11-7	17-17-6
Rochester	80	32	30	15	3	82	.513	206	211	1896	18-16-6	14-17-9
Cincinnati	80	33	33	11	3	80	.500	216	211	1577	19-14-7	14-22-4
Cleveland	80	29	40	7	4	69	.431	223	268	2298	17-23-0	12-21-7

##### South Division

	GP	W	L	T	OTL	PTS	PCT	GF	GA	PIM	Home W-L-T	Road W-L-T
Norfolk	80	38	26	12	4	92	.575	222	205	1686	20-12-8	18-18-4
Hershey	80	36	27	11	6	89	.556	200	193	1675	21-13-6	15-20-5
Philadelphia	80	33	27	15	86	.538	206	210	2	181	18-13-9	15-19-6
Wilkes-Barre	80	20	44	13	3	56	.350	201	274	2807	14-19-7	6-28-6

##### TOTAL

1080 938 938 284 105 2265 6047 46,962

#### 2002 Playoffs

##### Conference Quarterfinals

Series Q1:	Chicago defeats Cincinnati	(2-1)
Series Q2:	Philadelphia defeats Rochester	(2-0)
Series Q3:	St. John's defeats Providence	(2-0)
Series Q4:	Manitoba defeats Worcester	(2-1)

##### Conference Quarterfinals

Series A:	Syracuse defeats Philadelphia	(3-0)
Series B:	Chicago defeats Grand Rapids	(3-2)
Series C:	Hershey defeats Norfolk	(3-1)
Series D:	Houston defeats Utah	(3-2)
Series E:	Bridgeport defeats Manitoba	(3-2)
Series F:	St. John's defeats Lowell	(3-2)
Series G:	Hamilton defeats Quebec	(3-0)
Series H:	Hartford defeats Manchester	(3-2)

##### Conference Semifinals

Series I:	Chicago defeats Syracuse	(4-3)
Series J:	Houston defeats Hershey	(4-0)
Series K:	Bridgeport defeats St. John's	(4-0)
Series L:	Hamilton defeats Hartford	(4-1)

##### Conference Finals

Series M:	Chicago defeats Houston	(4-1)
Series N:	Bridgeport defeats Hamilton	(4-2)

##### Calder Cup Finals

Series O:	Chicago defeats Bridgeport	(4-1)
-----------	----------------------------	-------

Jack Butterfield Winner (Calder Cup MVP)

Pasi Nurminen (Chicago Wolves)

#### 2001-02 Attendance Report

TEAM	TOTAL	GAMES	AVERAGE
Philadelphia	338,009	40	8,450
Wilkes-Barre	333,501	40	8,337
Manchester	327,964	40	8,199
Chicago	325,561	40	8,139
Providence	325,106	40	8,127
Rochester	307,299	40	7,682
Grand Rapids	281,867	40	7,046
Manitoba	281,736	40	7,043
Hartford	268,598	40	6,714
Milwaukee	253,168	40	6,329
Hershey	244,755	40	6,118
Utah	243,855	40	6,096
Hamilton	219,571	40	5,489
Cincinnati	218,384	40	5,459
Houston	217,123	40	5,428
Syracuse	212,239	40	5,305
Worcester	204,784	40	5,119
Saint John	203,421	40	5,085
St. John's	202,788	40	5,069
Quebec	188,824	40	4,720
Springfield 1	84,922	40	4,623
Norfolk	181,651	40	4,541
Bridgeport	177,935	40	4,448
Portland	176,000	40	4,400
Lowell	164,142	40	4,103
Albany	154,719	40	3,867
Cleveland	129,074	40	3,226
<b>TOTAL</b>	<b>6,366,996</b>	<b>1080</b>	<b>5,895</b>



# AMERKS YEAR-BY-YEAR STANDINGS

## Record Book

### 2002-03 REGULAR SEASON STANDINGS

#### EASTERN CONFERENCE

##### East Division

	GP	W	L	T	OTL	PTS	PCT	GF	GA	PIM	Home W-L-T-OTL	Road W-L-T-OTL
Binghamton	80	43	26	9	2	97	.606	239	207	1789	23-11-4-2	20-15-5-0
Bridgeport	80	40	26	11	3	94	.588	219	198	1350	24-10-4-2	16-16-7-1
Hartford	80	33	27	12	8	86	.538	255	236	2164	18-14-6-2	15-13-6-6
Springfield	80	34	38	7	1	76	.475	202	243	1555	22-13-4-1	12-25-3-0
Albany	80	25	37	11	7	68	.425	197	235	1529	15-17-4-4	10-20-7-3

##### North Division

	GP	W	L	T	OTL	PTS	PCT	GF	GA	PIM	Home W-L-T-OTL	W-L-T-OTL
Providence	80	44	20	11	5	104	.650	268	227	1720	26-9-4-1	18-11-7-4
Manchester	80	40	23	11	6	97	.606	254	209	1563	23-11-6-0	17-12-5-6
Worcester	80	35	27	15	3	88	.550	235	220	1523	18-11-10-1	17-16-5-2
Portland	80	33	28	13	6	85	.531	221	195	1808	19-12-6-3	14-16-7-3
Lowell	80	19	51	7	3	48	.300	175	275	1376	11-22-6-1	8-29-1-2

##### Canadian Division

	GP	W	L	T	OTL	PTS	PCT	GF	GA	PIM	Home W-L-T-OTL	W-L-T-OTL
Hamilton	80	49	19	8	4	110	.688	279	191	1319	26-7-4-3	23-12-4-1
Manitoba	80	37	33	8	2	84	.525	229	228	1405	22-14-4-0	15-19-4-2
St. John's	80	32	40	6	2	72	.450	236	285	1683	19-17-3-1	13-23-3-1
Saint John	80	32	41	6	1	71	.444	203	223	1704	16-20-3-1	16-21-3-0

#### WESTERN CONFERENCE

##### West Division

	GP	W	L	T	OTL	PTS	PCT	GF	GA	PIM	Home W-L-T-OTL	W-L-T-OTL
Houston	80	47	23	7	3	104	.650	266	222	1716	25-10-4-1	22-13-3-2
Chicago	80	43	25	8	4	98	.613	276	237	1905	28-8-2-2	15-17-6-2
San Antonio	80	36	29	11	4	87	.544	235	226	1707	22-9-7-2	14-20-4-2
Milwaukee	80	32	27	14	7	85	.531	247	251	1747	19-9-8-4	13-18-6-3
Utah	80	37	34	4	5	83	.519	227	243	2122	21-14-1-4	16-20-3-1

##### Central Division

	GP	W	L	T	OTL	PTS	PCT	GF	GA	PIM	Home W-L-T-OTL	W-L-T-OTL
Grand Rapids	80	48	22	8	2	106	.663	240	177	1287	22-13-5-0	26-9-3-2
Rochester	80	31	30	14	5	81	.506	219	221	1967	16-14-9-1	15-16-5-4
Cincinnati	80	26	35	13	6	71	.444	202	242	1568	16-16-4-4	10-19-9-2
Syracuse	80	27	41	8	4	66	.413	201	256	1677	11-21-5-3	16-20-3-1
Cleveland	80	22	48	5	5	54	.338	203	286	1595	12-22-2-4	10-26-3-1

##### South Division

	GP	W	L	T	OTL	PTS	PCT	GF	GA	PIM	Home W-L-T-OTL	W-L-T-OTL
Norfolk	80	37	26	12	5	91	.569	201	187	1613	18-12-6-4	19-14-6-1
Hershey	80	36	27	14	3	89	.556	217	209	1313	20-13-6-1	16-14-8-2
Wilkes-Barre	80	36	32	7	5	84	.525	245	248	1552	21-15-2-2	15-17-5-3
Philadelphia	80	33	33	6	8	80	.500	198	212	1991	17-14-4-5	16-19-2-3
<b>TOTAL</b>	<b>1120</b>	<b>987</b>	<b>868</b>	<b>266</b>	<b>119</b>	<b>2359</b>		<b>6389</b>		<b>46,248</b>		

#### 2003 Playoffs

##### Conference Quarterfinals

Series Q1:	Milwaukee defeats Rochester	(2-1)
Series Q2:	Wilkes-Barre defeats Utah	(2-0)
Series Q3:	Springfield defeats Hartford	(2-0)
Series Q4:	Manitoba defeats Portland	(2-1)

##### Conference Quarterfinals

Series A:	Grand Rapids defeats Wilkes-Barre	(3-1)
Series B:	Houston defeats Milwaukee	(3-0)
Series C:	Norfolk defeats San Antonio	(3-0)
Series D:	Chicago defeats Hershey	(3-2)
Series E:	Hamilton defeats Springfield	(3-1)
Series F:	Manitoba defeats Providence	(3-1)
Series G:	Binghamton defeats Worcester	(3-0)
Series H:	Bridgeport defeats Manchester	(3-0)

##### Conference Semifinals

Series I:	Grand Rapids defeats Chicago	(4-0)
Series J:	Houston defeats Norfolk	(4-2)
Series K:	Hamilton defeats Manitoba	(4-3)
Series L:	Binghamton defeats Bridgeport	(4-2)

##### Conference Finals

Series M:	Houston defeats Grand Rapids	(4-3)
Series N:	Hamilton defeats Binghamton	(4-1)

##### Calder Cup Finals

Series O:	Houston defeats Hamilton	(4-3)
-----------	--------------------------	-------

#### 2002-03 Attendance Report

TEAM	TOTAL	GAMES	AVERAGE
Manchester	359,464	40	8,986
Wilkes-Barre	332,165	40	8,304
Chicago	324,555	40	8,113
Providence	320,010	40	8,000
Hershey	312,894	40	7,822
Philadelphia	299,529	40	7,488
Grand Rapids	288,628	40	7,215
Manitoba	281,512	40	7,037
<b>Rochester</b>	<b>265,619</b>	<b>40</b>	<b>6,640</b>
Utah	254,159	40	6,353
Hartford	233,821	40	5,845
Cincinnati	207,548	40	5,188
Houston	204,990	40	5,124
Syracuse	204,547	40	5,113
Milwaukee	202,928	40	5,073
San Antonio	201,520	40	5,038
St. John's	199,366	40	4,984
Hamilton	188,974	40	4,724
Worcester	187,123	40	4,678
Norfolk	185,288	40	4,632
Bridgeport	182,445	40	4,561
Portland	176,928	40	4,423
Springfield	171,353	40	4,283
Lowell	164,935	40	4,123
Binghamton	161,526	40	4,038
Saint John	157,548	40	3,938
Albany	149,049	40	3,726
Cleveland	142,461	40	3,561
<b>TOTAL</b>	<b>6,360,885</b>	<b>1120</b>	<b>5,679</b>



# AMERKS YEAR-BY-YEAR STANDINGS

## Record Book

### 2003-04 REGULAR SEASON STANDINGS

#### EASTERN CONFERENCE

##### Atlantic Division

	GP	W	L	T	OTL	PTS	WPCT	GF	GA	PIM	Home W-L-T-OTL	Road W-L-T-OTL
Hartford	80	44	22	12	2	102	.638	198	153	1644	24-10-6-0	20-12-6-2
Manchester	80	40	28	7	5	92	.575	223	181	1448	23-10-3-4	17-18-4-1
Worcester	80	37	27	13	3	90	.563	207	186	1378	18-14-7-1	19-13-6-2
Providence	80	36	29	11	4	87	.544	170	170	1739	20-13-4-3	16-16-7-1
Portland	80	32	27	13	8	85	.531	156	160	1141	19-11-7-3	13-16-6-5
Lowell	80	32	36	6	6	76	.475	208	242	1319	17-15-3-5	15-21-3-1
Springfield	80	26	43	9	2	63	.394	179	234	1577	18-16-5-1	8-27-4-1

##### TOTALS

##### East Division

	GP	W	L	T	OTL	PTS	WPCT	GF	GA	PIM	Home W-L-T-OTL	W-L-T-OTL
Philadelphia	80	46	25	7	2	101	.631	216	168	2259	24-11-3-2	22-14-4-0
Bridgeport	80	41	23	12	4	98	.613	178	140	1189	21-10-7-2	20-13-5-2
Wilkes-Barre	80	34	28	10	8	86	.538	197	197	1767	19-14-5-2	15-14-5-6
Binghamton	80	34	34	9	3	80	.500	210	216	2015	21-13-3-3	13-21-6-0
Norfolk	80	35	36	4	5	79	.494	172	187	1626	22-15-1-2	13-21-3-3
Hershey	80	33	34	8	5	78	.488	203	218	1623	17-15-4-4	16-19-4-1
Albany	80	21	39	11	9	62	.388	182	257	1489	14-17-5-4	7-22-6-5

##### TOTALS

#### WESTERN CONFERENCE

##### North Division

	GP	W	L	T	OTL	PTS	WPCT	GF	GA	PIM	Home W-L-T-OTL	Road W-L-T-OTL
Hamilton	80	41	25	10	4	96	.600	235	191	1248	24-8-5-3	17-17-5-1
Syracuse	80	38	25	10	7	93	.581	239	235	1869	21-8-6-5	17-17-4-2
Rochester	80	37	28	10	5	89	.556	207	188	1776	25-11-3-1	12-17-7-4
Cleveland	80	37	28	8	7	89	.556	235	220	1481	18-16-2-4	19-12-6-3
Toronto	80	35	34	8	3	81	.506	219	224	1420	20-14-5-1	15-20-3-2
Manitoba	80	32	35	11	2	77	.481	214	232	1394	18-15-7-0	14-20-4-2
St. John's	80	32	36	8	4	76	.475	225	265	1725	17-17-5-1	15-19-3-3

##### TOTALS

##### West Division

	GP	W	L	T	OTL	PTS	WPCT	GF	GA	PIM	Home W-L-T-OTL	W-L-T-OTL
Milwaukee	80	46	24	7	3	102	.638	269	191	1409	23-13-4-0	23-11-3-3
Grand Rapids	80	44	28	8	0	96	.600	195	166	1289	24-10-6-0	20-18-2-0
Chicago	80	42	26	9	3	96	.600	246	208	1658	26-10-3-1	16-16-6-2
Houston	80	28	34	14	4	74	.463	197	220	1636	18-12-8-2	10-22-6-2
Cincinnati	80	29	37	13	1	72	.450	188	211	1643	17-14-8-1	12-23-5-0
San Antonio	80	30	42	8	0	68	.425	191	231	1341	17-18-5-0	13-24-3-0
Utah	80	27	42	6	5	65	.406	162	230	1749	16-20-1-3	11-22-5-2

##### TOTALS

#### 2004 Playoffs

##### Conference Qualifiers

Series Q1:	Portland defeats Providence	(2-0)
Series Q2:	Norfolk defeats Binghamton	(2-0)
Series Q3:	Cleveland defeats Toronto	(2-1)
Series Q4:	Cincinnati defeats Houston	(2-0)

##### Division Semifinals

Series A:	Hartford defeats Portland	(4-1)
Series B:	Worcester defeats Manchester	(4-2)
Series C:	Philadelphia defeats Norfolk	(4-2)
Series D:	Wilkes-Barre defeats Bridgeport	(4-3)
Series E:	Hamilton defeats Cleveland	(4-2)
Series F:	Rochester defeats Syracuse	(4-3)
Series G:	Milwaukee defeats Cincinnati	(4-3)
Series H:	Chicago defeats Grand Rapids	(4-0)

##### Division Finals

Series I:	Hartford defeats Worcester	(4-0)
Series J:	Wilkes-Barre defeats Philadelphia	(4-2)
Series K:	Rochester defeats Hamilton	(4-0)
Series L:	Milwaukee defeats Chicago	(4-2)

##### Conference Finals

Series M:	Wilkes-Barre defeats Hartford	(4-3)
Series N:	Milwaukee defeats Rochester	(4-1)

##### Calder Cup Finals

Series O:	Milwaukee defeats Wilkes-Barre	(4-0)
-----------	--------------------------------	-------

#### 2003-04 Attendance Report

TEAM	TOTAL	GAMES	AVERAGE
Manchester	365,636	40	9,140
Wilkes-Barre	331,928	40	8,298
Chicago	320,231	40	8,005
Providence	299,906	40	7,497
Hershey	298,778	40	7,469
Rochester	297,020	40	7,425
Philadelphia	290,444	40	7,261
Manitoba	276,562	40	6,914
Grand Rapids	269,094	40	6,727
Utah	226,910	40	5,672
Hartford	220,579	40	5,514
Houston	214,508	40	5,362
Syracuse	211,450	40	5,286
Hamilton	204,422	40	5,110
San Antonio	197,902	40	4,947
Bridgeport	194,594	40	4,864
Worcester	193,294	40	4,832
St. John's	191,978	40	4,799
Toronto	183,486	40	4,587
Milwaukee	182,999	40	4,574
Cincinnati	181,439	40	4,535
Binghamton	174,401	40	4,360
Cleveland	168,486	40	4,212
Portland	162,881	40	4,072
Lowell	161,175	40	4,029
Norfolk	159,676	40	3,991
Springfield	148,205	40	3,705
Albany	138,168	40	3,454
<b>TOTAL</b>	<b>6,266,152</b>	<b>1120</b>	<b>5,594</b>



# AMERKS YEAR-BY-YEAR STANDINGS

## Record Book

### 2004-05 REGULAR SEASON STANDINGS

#### EASTERN CONFERENCE

##### Atlantic Division

	GP	W	L	T	OTL	PTS	WPCT	GF	GA	PIM	Home W-L-T-OTL	Road W-L-T-OTL
Manchester	80	51	21	4	4	110	.688	258	176	2044	28-7-3-2	23-14-1-2
Hartford	80	50	24	3	3	106	.663	206	160	2586	30-8-1-1	20-16-2-2
Lowell	80	47	27	1	5	100	.625	242	190	1946	26-11-0-3	21-16-1-2
Providence	80	40	30	3	7	90	.563	211	202	2171	26-10-2-2	14-20-1-5
Worcester	80	39	34	4	3	85	.531	212	223	1422	23-15-1-1	16-19-3-2
Portland	80	34	34	6	6	80	.500	175	242	1810	22-14-1-3	12-20-5-3
Springfield	80	24	47	6	3	57	.356	161	255	1946	16-18-3-3	8-29-3-0

##### TOTALS

560	285	217	27	31	628	.561	1465	1448	13,925	-	-
-----	-----	-----	----	----	-----	------	------	------	--------	---	---

##### East Division

	GP	W	L	T	OTL	PTS	WPCT	GF	GA	PIM	Home W-L-T-OTL	W-L-T-OTL
Binghamton	80	47	21	5	7	106	.663	276	217	2382	27-6-3-4	20-15-2-3
Philadelphia	80	48	25	3	4	103	.644	235	185	2244	26-10-2-2	22-15-1-2
Norfolk	80	43	30	1	6	93	.581	200	188	2256	25-13-0-2	18-17-1-4
Wilkes-Barre	80	39	27	7	7	92	.575	227	219	1943	23-12-2-3	16-15-5-4
Hershey	80	39	37	2	2	82	.513	207	226	1479	23-16-1-0	16-21-1-2
Bridgeport	80	37	38	4	1	79	.494	192	222	1834	27-13-0-0	10-25-4-1
Albany	80	29	38	7	6	71	.444	195	248	2178	15-20-3-2	14-18-4-4

##### TOTALS

560	282	216	29	33	626	.559	1535	1505	14,316	-	-
-----	-----	-----	----	----	-----	------	------	------	--------	---	---

#### WESTERN CONFERENCE

##### North Division

	GP	W	L	T	OTL	PTS	WPCT	GF	GA	PIM	Home W-L-T-OTL	Road W-L-T-OTL
Rochester	80	51	19	4	6	112	.700	243	208	1923	27-8-3-2	24-11-1-4
St. John's	80	46	28	1	5	98	.613	244	232	2072	28-9-0-3	18-19-1-2
Manitoba	80	44	26	3	7	98	.613	243	210	1799	22-14-1-3	22-12-2-4
Hamilton	80	38	29	7	6	89	.556	225	210	1764	20-14-2-4	18-15-5-2
Syracuse	80	36	33	7	4	83	.519	215	230	2238	18-15-5-2	18-18-2-2
Edmonton	80	32	33	4	11	79	.494	201	223	1873	20-15-0-5	12-18-4-6
Cleveland	80	35	37	2	6	78	.488	200	226	1676	19-17-2-2	16-20-0-4

##### TOTALS

560	282	205	28	45	637	.569	1571	1539	13,345	-	-
-----	-----	-----	----	----	-----	------	------	------	--------	---	---

##### West Division

	GP	W	L	T	OTL	PTS	WPCT	GF	GA	PIM	Home W-L-T-OTL	W-L-T-OTL
Chicago	80	49	24	5	2	105	.656	245	211	1954	28-7-4-1	21-17-1-1
Milwaukee	80	47	24	4	5	103	.644	247	207	1930	25-11-2-2	22-13-2-3
Cincinnati	80	44	31	1	4	93	.581	206	191	2208	28-10-0-2	16-21-1-2
Houston	80	40	28	6	6	92	.575	212	195	1862	23-13-1-3	17-15-5-3
Grand Rapids	80	41	35	2	2	86	.538	200	200	1721	19-18-2-1	22-17-0-1
San Antonio	80	27	45	3	5	62	.388	232	232	1654	15-21-1-3	12-24-2-2
Utah	80	23	50	2	5	53	.331	265	265	1857	14-23-1-2	9-27-1-3

##### TOTALS

560	271	237	23	29	594	.530	1422	1501	13,186	-	-
-----	-----	-----	----	----	-----	------	------	------	--------	---	---

#### 2005 Playoffs

##### Division Semifinals

Series A:	Providence defeats Manchester	(4-2)
Series B:	Lowell defeats Hartford	(4-2)
Series C:	Wilkes-Barre/Scranton defeats Binghamton	(4-2)
Series D:	Philadelphia defeats Norfolk	(4-2)
Series E:	Rochester defeats Hamilton	(4-0)
Series F:	Manitoba defeats St. John's	(4-1)
Series G:	Chicago defeats Houston	(4-1)
Series H:	Cincinnati defeats Milwaukee	(4-3)

##### Division Finals

Series I:	Providence defeats Lowell	(4-1)
Series J:	Philadelphia defeats Wilkes-Barre/Scranton	(4-1)
Series K:	Manitoba defeats Rochester	(4-1)
Series L:	Chicago defeats Cincinnati	(4-1)

##### Conference Finals

Series M:	Philadelphia defeats Providence	(4-2)
Series N:	Chicago defeats Manitoba	(4-0)

##### Calder Cup Finals

Series O:	Philadelphia defeats Chicago	(4-0)
-----------	------------------------------	-------

#### 2004-05 Attendance Report

TEAM	TOTAL	GAMES	AVERAGE
Chicago	368,390	40	9,209
Manchester	362,105	40	9,052
Edmonton	354,151	40	8,853
Manitoba	345,062	40	8,626
Rochester	337,894	40	8,447
Wilkes-Barre/Scranton	327,863	40	8,196
Philadelphia	318,690	40	7,967
Hershey	303,801	40	7,595
Providence	301,684	40	7,542
Grand Rapids	266,399	40	6,659
Hamilton	231,753	40	5,793
Houston	226,790	40	5,669
Syracuse	220,191	40	5,504
Bridgeport	216,123	40	5,403
Hartford	205,702	40	5,142
Cincinnati	198,478	40	4,961
Milwaukee	197,198	40	4,929
St. John's	193,140	40	4,828
Utah	192,024	40	4,800
Binghamton	185,341	40	4,633
San Antonio	182,259	40	4,556
Worcester	175,655	40	4,391
Portland	173,568	40	4,339
Norfolk	167,638	40	4,190
Cleveland	167,131	40	4,178
Lowell	160,066	40	4,001
Springfield	148,546	40	3,713
Albany	148,144	40	3,703
<b>TOTAL</b>	<b>6,675,786</b>	<b>1120</b>	<b>5,960</b>



# AMERKS YEAR-BY-YEAR STANDINGS

## Record Book

### 2005-06 REGULAR SEASON STANDINGS

#### EASTERN CONFERENCE

	GP	W	L	OTL	SOL	PTS	PCT	GF	GA	PIM	Home				Road			
											W	L	OT	SOL	W	L	OT	SOL
<b>East Division</b>																		
Wilkes-Barre	80	51	18	5	6	113	.706	249	178	2099	28	8	2	2	23	10	3	4
Hershey	80	44	21	5	10	103	.644	262	234	2076	27	9	0	4	17	12	5	6
Norfolk	80	43	29	4	4	94	.588	259	246	1911	22	16	1	1	21	13	3	3
Bridgeport	80	38	33	6	3	85	.531	246	253	1303	21	13	4	2	17	20	2	1
Binghamton	80	35	37	4	4	78	.488	258	295	2190	21	15	1	3	14	22	3	1
Philadelphia	80	34	37	2	7	77	.481	197	232	2368	22	12	1	5	12	25	1	2
<b>Atlantic Division</b>																		
Portland	80	53	19	5	3	114	.713	306	241	1918	26	10	2	2	27	9	3	1
Hartford	80	48	24	2	6	104	.650	292	241	1920	25	13	0	2	23	11	2	4
Manchester	80	43	30	3	4	93	.581	236	230	1264	23	13	2	2	20	17	1	2
Providence	80	43	31	1	5	92	.575	254	217	1686	23	14	0	3	20	17	1	2
Lowell	80	29	37	6	8	72	.450	222	257	1465	16	16	4	4	13	21	2	4
Springfield	80	28	43	3	6	65	.406	220	312	1539	14	20	1	5	14	23	2	1
Albany	80	25	48	4	3	57	.356	206	278	1964	14	23	2	1	11	25	2	2

#### WESTERN CONFERENCE

	GP	W	L	OTL	SOL	PTS	PCT	GF	GA	PIM	Home				Road			
											W	L	OT	SOL	W	L	OT	SOL
<b>North Division</b>																		
Grand Rapids	80	55	20	1	4	115	.719	323	247	1867	30	6	1	3	25	14	0	1
Syracuse	80	47	25	5	3	102	.638	272	251	2003	27	9	2	2	20	16	3	1
Manitoba	80	44	24	7	5	100	.625	243	217	1910	24	12	2	2	20	12	5	3
Toronto	80	41	29	6	4	92	.575	270	263	1732	21	14	1	4	20	15	5	0
<b>Rochester</b>	<b>80</b>	<b>37</b>	<b>39</b>	<b>2</b>	<b>2</b>	<b>78</b>	<b>.488</b>	<b>261</b>	<b>270</b>	<b>1988</b>	<b>19</b>	<b>19</b>	<b>1</b>	<b>1</b>	<b>18</b>	<b>20</b>	<b>1</b>	<b>1</b>
Hamilton	80	35	41	0	4	74	.463	225	251	2090	20	18	0	2	15	23	0	2
Cleveland	80	27	48	2	3	59	.369	210	302	1682	15	22	1	2	12	26	1	1
<b>West Division</b>																		
Milwaukee	80	49	21	6	4	108	.675	268	234	1877	27	10	2	1	22	11	4	3
Houston	80	50	24	3	3	106	.663	285	242	1789	30	6	2	2	20	18	1	1
Peoria	80	46	26	3	5	100	.625	253	226	1683	25	12	0	3	21	14	3	2
Iowa	80	41	31	1	7	90	.563	238	228	1413	21	14	1	4	20	17	0	3
Chicago	80	36	32	4	8	84	.525	278	275	2013	20	17	2	1	16	15	2	7
Omaha	80	35	31	3	11	84	.525	206	221	1801	16	13	2	9	19	18	1	2
San Antonio	80	23	50	3	4	53	.331	153	251	1598	14	23	2	1	9	27	1	3

#### 2006 Playoffs

##### Division Semifinals

Series A:	Portland defeats Providence	(4-2)
Series B:	Hartford defeats Michigan	(4-3)
Series C:	Wilkes-Barre/Scranton defeats Bridgeport	(4-3)
Series D:	Hershey defeats Norfolk	(4-0)
Series E:	Grand Rapids defeats Toronto	(4-1)
Series F:	Manitoba defeats Syracuse	(4-2)
Series G:	Milwaukee defeats Iowa	(4-3)
Series H:	Houston defeats Peoria	(4-0)

##### Division Finals

Series I:	Portland defeats Hartford	(4-2)
Series J:	Hershey defeats Wilkes-Barre	(4-0)
Series K:	Grand Rapids defeats Manitoba	(4-3)
Series L:	Milwaukee defeats Houston	(4-0)

##### Conference Finals

Series M:	Hershey defeats Portland	(4-3)
Series N:	Milwaukee defeats Grand Rapids	(4-0)

##### Calder Cup Finals

Series O:	Hershey defeats Milwaukee	(4-2)
-----------	---------------------------	-------

#### 2005-06 Attendance Report

TEAM	TOTAL	GAMES	AVERAGE
Manchester	344,490	40	8,612
Wilkes-Barre Scranton	325,229	40	8,131
Manitoba	323,144	40	8,079
Chicago	317,284	40	7,932
Hershey	308,092	40	7,702
Philadelphia	286,461	40	7,162
<b>Rochester</b>	<b>279,539</b>	<b>40</b>	<b>6,988</b>
Providence	272,371	40	6,809
Grand Rapids	261,907	40	6,548
Houston	232,003	40	5,800
Syracuse	216,810	40	5,420
Milwaukee	211,978	40	5,299
Iowa	206,250	40	5,156
Hamilton	204,787	40	5,120
Portland	194,960	40	4,874
Peoria	191,201	40	4,780
San Antonio	177,755	40	4,444
Toronto	174,477	40	4,362
Norfolk	168,398	40	4,210
Binghamton	161,803	40	4,045
Albany	161,003	40	4,025
Bridgeport	147,823	40	3,696
Lowell	145,396	40	3,635
Cleveland	141,901	40	3,548
Springfield	137,976	40	3,474
Omaha	130,842	40	3,271
<b>TOTAL</b>	<b>5,926,660</b>	<b>1,080</b>	<b>5,488</b>



# AMERKS YEAR-BY-YEAR STANDINGS

## Record Book

### 2006-07 REGULAR SEASON STANDINGS

#### EASTERN CONFERENCE

Rank	Atlantic Division	GP	W	L	OTL	SOL	GF	GA	PTS	PCT	PIM	Home	Road
												W-L-OTL-SOL	W-L-OTL-SOL
1	Manchester Monarchs	80	51	21	7	1	242	182	110	0.688	1,566	28-8-4-0	23-13-3-1
2	Hartford Wolf Pack	80	47	29	3	1	231	201	98	0.613	1,900	22-17-3-1	25-15-0-0
3	Providence Bruins	80	44	30	2	4	251	218	94	0.588	1,473	25-12-1-2	19-18-1-2
4	Worcester Sharks	80	41	28	3	8	247	244	93	0.581	1,382	22-13-1-4	19-15-2-4
5	Lowell Devils	80	38	30	6	6	212	220	88	0.550	1,036	21-13-4-2	17-17-2-4
6	Portland Pirates	80	37	31	3	9	225	232	86	0.537	1,656	22-14-1-3	15-17-2-6
7	Springfield Falcons	80	28	49	1	2	181	268	59	0.369	1,281	15-24-1-0	13-25-0-2
<b>Rank East Division</b>													
1	Hershey Bears	80	51	17	6	6	305	219	114	0.713	1,912	26-6-4-4	25-11-2-2
2	Wilkes-Barre/Scranton Penguins	80	51	23	2	4	276	221	108	0.675	1,763	28-11-1-0	23-12-1-4
3	Norfolk Admirals	80	50	22	6	2	301	257	108	0.675	2,041	32-5-2-1	18-17-4-1
4	Albany River Rats	80	37	36	4	3	246	258	81	0.506	1,576	21-15-3-1	16-21-1-2
5	Bridgeport Sound Tigers	80	36	37	1	6	229	267	79	0.494	1,331	22-14-0-4	14-23-1-2
6	Philadelphia Phantoms	80	31	41	2	6	222	271	70	0.438	1,674	17-18-1-4	14-23-1-2
7	Binghamton Senators	80	23	48	4	5	225	323	55	0.344	1,677	15-21-2-2	8-27-2-3

#### WESTERN CONFERENCE

Rank	North Division	GP	W	L	OTL	SOL	GF	GA	PTS	PCT	PIM	Home	Road
												W-L-OTL-SOL	W-L-OTL-SOL
1	Manitoba Moose	80	45	23	7	5	232	201	102	0.637	1,489	25-10-3-2	20-13-4-3
2	Rochester Americans	80	48	30	1	1	269	250	98	0.613	1,397	26-13-1-0	22-17-0-1
3	Hamilton Bulldogs	80	43	28	3	6	243	208	95	0.594	1,474	24-13-1-2	19-15-2-4
4	Grand Rapids Griffins	80	37	32	6	5	226	244	85	0.531	1,454	22-13-2-3	15-19-4-2
5	Syracuse Crunch	80	34	34	4	8	250	248	80	0.500	1,961	20-14-3-3	14-20-1-5
6	Toronto Marlies	80	34	39	2	5	220	270	75	0.469	1,664	16-20-2-2	18-19-0-3
<b>Rank West Division</b>													
1	Omaha Ak-Sar-Ben Knights	80	49	25	5	1	214	189	104	0.650	1,600	22-16-2-0	27-9-3-1
2	Chicago Wolves	80	46	25	3	6	331	252	101	0.631	1,704	19-17-1-3	27-8-2-3
3	Milwaukee Admirals	80	41	25	4	10	227	230	96	0.600	1,399	19-14-3-4	22-11-1-6
4	Iowa Stars	80	42	34	3	1	221	231	88	0.550	1,226	16-21-2-1	26-13-1-0
5	Peoria Rivermen	80	37	33	2	8	221	242	84	0.525	1,585	21-14-1-4	16-19-1-4
6	San Antonio Rampage	80	32	42	2	4	219	256	70	0.438	1,394	19-18-1-2	13-24-1-2
7	Houston Aeros	80	27	43	4	6	205	269	64	0.400	1,614	14-21-1-4	13-22-3-2

#### 2007 Playoffs

##### Division Semifinals

Series A:	Manchester defeats Worcester	(4-2)
Series B:	Providence defeats Hartford	(4-3)
Series C:	Hershey defeats Albany	(4-1)
Series D:	Wilkes-Barre/Scranton defeats Norfolk	(4-2)
Series E:	Manitoba defeats Grand Rapids	(4-3)
Series F:	Hamilton defeats Rochester	(4-2)
Series G:	Iowa defeats Omaha Ak-Sar-Ben	(4-2)
Series H:	Chicago defeats Milwaukee	(4-0)

##### Division Finals

Series I:	Manchester defeats Providence	(4-2)
Series J:	Hershey defeats Wilkes-Barre/Scranton	(4-1)
Series K:	Hamilton defeats Manitoba	(4-2)
Series L:	Chicago defeats Iowa	(4-2)

##### Conference Finals

Series M:	Hershey defeats Manchester	(4-0)
Series N:	Hamilton defeats Chicago	(4-1)

##### Calder Cup Finals

Series O:	Hamilton defeats Hershey	(4-1)
-----------	--------------------------	-------

#### 2006-07 Attendance Report

TEAM	TOTAL	GAMES	AVERAGE
Hershey	346,842	40	8,671
W-B/Scranton	321,199	40	8,030
Chicago	313,212	40	7,830
Manitoba	310,761	40	7,769
Manchester	303,723	40	7,593
<b>Rochester</b>	<b>293,545</b>	<b>40</b>	<b>7,339</b>
Grand Rapids	274,657	40	6,866
Philadelphia	267,910	40	6,698
Providence	265,379	40	6,634
Houston	256,878	40	6,422
Milwaukee	228,022	40	5,701
Portland	210,417	40	5,260
Syracuse	209,945	40	5,249
Hamilton	195,502	40	4,888
Iowa	192,724	40	4,818
Norfolk	187,374	40	4,684
Worcester	184,083	40	4,602
Hartford	182,516	40	4,563
Bridgeport	175,432	40	4,386
Peoria	170,186	40	4,255
San Antonio	165,292	40	4,132
Albany	158,652	40	3,966
Binghamton	155,498	40	3,887
Toronto	153,172	40	3,829
Omaha	141,730	40	3,543
Springfield	132,993	40	3,325
Lowell	112,043	40	2,801
<b>TOTAL</b>	<b>5,909,687</b>	<b>1,080</b>	<b>5,472</b>



# AMERKS YEAR-BY-YEAR STANDINGS

## Record Book

### 2007-08 REGULAR SEASON STANDINGS

#### EASTERN CONFERENCE

											Home	Road
East Division											W- L-OT-SOL	W- L-OT-SOL
Wilkes-Barre Scranton	80	47	26	3	4	101	.631	223	187	1409	22-13-3-2	25-13-0-2
Philadelphia	80	46	27	4	3	99	.619	236	212	1851	26-12-0-2	20-15-4-1
Albany	80	43	30	3	4	93	.581	213	198	1441	24-13-1-2	19-17-2-2
Hershey	80	42	30	2	6	92	.575	253	247	1724	25-11-1-3	17-19-1-3
Bridgeport	80	40	36	1	3	84	.525	225	240	1696	24-14-0-2	16-22-1-1
Binghamton	80	34	32	9	5	82	.513	225	248	1642	20-14-4-2	14-18-5-3
Norfolk	80	29	44	2	5	65	.406	213	267	1556	18-19-1-2	11-25-1-3
Atlantic Division											W- L-OT-SOL	W- L-OT-SOL
Providence	80	55	18	3	4	117	.731	280	206	1528	27-9-1-3	28-9-2-1
Hartford	80	50	20	2	8	110	.688	266	198	1558	25-11-1-3	25-9-1-5
Portland	80	45	26	5	4	99	.619	238	215	1394	27-10-2-1	18-16-3-3
Manchester	80	39	31	5	5	88	.550	240	228	1416	18-17-2-3	21-14-3-2
Springfield	80	35	35	5	5	80	.500	214	257	1554	23-13-3-1	12-22-2-4
Worcester	80	32	37	5	6	75	.469	216	258	1376	18-15-3-4	14-22-2-2
Lowell	80	25	43	7	5	62	.388	183	270	1074	13-21-3-3	12-22-4-2

#### WESTERN CONFERENCE

											Home	Road
North Division											W- L-OT-SOL	W- L-OT-SOL
Y-Toronto	80	51	21	3	5	110	.688	247	202	1453	27-9-1-3	24-12-2-2
X-Manitoba	80	46	27	3	4	99	.619	236	197	1407	23-13-1-3	23-14-2-1
X-Syracuse	80	45	26	2	7	99	.619	246	202	2174	26-9-1-4	19-17-1-3
Hamilton	80	36	34	3	7	82	.513	208	235	1230	18-17-2-3	18-17-1-4
Grand Rapids	80	31	41	2	6	70	.438	210	245	1313	18-18-1-3	13-23-1-3
Lake Erie	80	26	41	6	7	65	.406	209	276	1521	13-20-4-3	13-21-2-4
Rochester	80	24	46	6	4	58	.363	197	291	1571	16-18-3-3	8-28-3-1
West Division											W- L-OT-SOL	W- L-OT-SOL
Y-Chicago	80	53	22	2	3	111	.694	300	226	1859	29-9-1-1	24-13-1-2
X-Rockford	80	44	26	4	6	98	.613	247	231	2099	23-14-1-2	21-12-3-4
X-Houston	80	45	29	2	4	96	.600	206	183	1448	23-14-1-2	22-15-1-2
X-Milwaukee	80	44	29	4	3	95	.594	231	212	1191	26-12-1-1	18-17-3-2
X-San Antonio	80	42	28	3	7	94	.588	238	225	1859	23-13-2-2	19-15-1-5
Quad City	80	38	32	3	7	86	.538	203	214	1581	15-18-3-4	23-14-0-3
Peoria	80	38	33	4	5	85	.531	247	242	1528	17-18-2-3	21-15-2-2
Iowa	80	35	37	5	3	78	.488	217	255	1198	16-19-3-2	19-18-2-1
<b>TOTAL</b>	<b>1160</b>	<b>1160</b>	<b>907</b>	<b>108</b>	<b>145</b>	<b>2573</b>		<b>6667</b>		<b>44651</b>		

#### 2008 Playoffs

##### Division Semifinals

Series A:	Providence defeats Manchester	(4-0)
Series B:	Portland defeats Hartford	(4-1)
Series C:	Wilkes-Barre/Scranton defeats Hershey	(4-1)
Series D:	Philadelphia defeats Albany	(4-3)
Series E:	Toronto defeats San Antonio	(4-3)
Series F:	Syracuse defeats Manitoba	(4-2)
Series G:	Chicago defeats Milwaukee	(4-2)
Series H:	Rockford defeats Houston	(4-1)

##### Division Finals

Series I:	Portland defeats Providence	(4-2)
Series J:	Wilkes-Barre/Scranton defeats Philadelphia	(4-1)
Series K:	Toronto defeats Syracuse	(4-3)
Series L:	Chicago defeats Rockford	(4-3)

##### Conference Finals

Series M:	Wilkes-Barre/Scranton defeats Portland	(4-3)
Series N:	Chicago defeats Toronto	(4-1)

##### Calder Cup Finals

Series O:	Chicago defeats Wilkes-Barre/Scranton	(4-2)
-----------	---------------------------------------	-------

#### 2007-08 Attendance Report

TEAM	TOTAL	GAMES	AVERAGE
Hershey	350,815	40	8,770
Manitoba	312,288	40	7,807
W-B/Scranton	306,662	40	7,667
Chicago	298,951	40	7,474
Grand Rapids	275,905	40	6,898
<b>Rochester</b>	<b>273,404</b>	<b>40</b>	<b>6,835</b>
Manchester	268,249	40	6,706
Philadelphia	267,148	40	6,679
Houston	251,191	40	6,280
Providence	244,276	40	6,107
Lake Erie	238,965	40	5,974
Milwaukee	220,698	40	5,517
Syracuse	217,694	40	5,442
Portland	194,435	40	4,861
Hamilton	182,991	40	4,575
San Antonio	180,808	40	4,520
Peoria	177,637	40	4,441
Hartford	176,213	40	4,405
Toronto	173,926	40	4,348
Worcester	173,745	40	4,344
Norfolk	169,621	40	4,241
Bridgeport	167,847	40	4,196
Binghamton	162,772	40	4,069
Albany	157,601	40	3,940
Rockford	153,056	40	3,826
Iowa	151,561	40	3,789
Quad City	140,908	40	3,523
Springfield	139,242	40	3,481
Lowell	84,094	40	2,102
<b>TOTAL</b>	<b>6,112,703</b>	<b>1160</b>	<b>5,269</b>



# AMERKS YEAR-BY-YEAR STANDINGS

## Record Book

### 2008-09 REGULAR SEASON STANDINGS

#### EASTERN CONFERENCE

##### Atlantic Division

	GP	W	L	T	OTL	PTS	WPCT	GF	GA	PIM	Home W-L-T-OTL	Road W-L-T-OTL
Hartford	80	46	27	3	4	99	.619	243	216	1690	25-13-0-2	21-14-3-2
Providence	80	43	29	2	6	94	.588	238	232	1324	27-12-0-1	16-17-2-5
Portland	80	39	31	3	7	88	.550	249	239	1209	24-13-0-3	15-18-3-4
Worcester	80	42	35	1	2	87	.544	223	223	1446	24-15-0-1	18-20-1-1
Manchester	80	37	35	0	8	82	.512	211	218	1349	20-16-0-4	17-19-0-4
Lowell	80	35	36	2	7	79	.494	213	243	1472	19-16-0-5	16-20-2-2
Springfield	80	24	44	8	4	60	.375	188	258	1516	14-19-5-2	10-25-3-2

##### East Division

	GP	W	L	T	OTL	PTS	WPCT	GF	GA	PIM	Home W-L-T-OTL	Road W-L-T-OTL
Hershey	80	49	23	2	6	106	.662	296	240	1610	27-10-0-3	22-13-2-3
Bridgeport	80	49	23	3	5	106	.662	241	212	1164	29-7-1-3	20-16-2-2
W-B/Scranton	80	49	25	3	3	104	.650	274	212	1422	27-8-2-3	22-17-1-0
Philadelphia	80	43	30	2	5	93	.581	234	232	1432	25-12-1-2	18-18-1-3
Binghamton	80	41	30	5	4	91	.569	232	238	1610	22-13-1-4	19-17-4-0
Norfolk	80	33	38	4	5	75	.469	236	269	1850	20-15-3-2	13-23-1-3
Albany	80	33	40	3	4	73	.456	219	258	1552	20-16-3-1	13-24-0-3

#### WESTERN CONFERENCE

##### North Division

	GP	W	L	T	OTL	PTS	WPCT	GF	GA	PIM	Home W-L-T-OTL	Road W-L-T-OTL
Manitoba	80	50	23	1	6	107	.669	239	188	1377	25-13-0-2	25-10-1-4
Hamilton	80	49	27	4	0	102	.637	263	201	1360	24-15-1-0	25-12-3-0
Grand Rapids	80	43	25	6	6	98	.613	255	226	963	25-8-3-4	18-17-3-2
Toronto	80	39	29	5	7	90	.562	240	229	1547	22-12-3-3	17-17-2-4
Syracuse	80	40	32	5	3	88	.550	214	226	1830	25-11-3-1	15-21-2-2
Lake Erie	80	34	38	3	5	76	.475	199	218	1298	20-16-2-2	14-22-1-3
Rochester	80	29	43	0	8	66	.412	184	259	1293	16-19-0-5	13-24-0-3

##### West Division

	GP	W	L	T	OTL	PTS	WPCT	GF	GA	PIM	Home W-L-T-OTL	Road W-L-T-OTL
Milwaukee	80	49	22	3	6	107	.669	229	195	1332	26-9-1-4	23-13-2-2
Peoria	80	43	31	2	4	92	.575	215	211	1522	24-13-1-2	19-18-1-2
Houston	80	38	31	2	9	87	.544	218	230	1457	23-11-2-4	15-20-0-5
Rockford	80	40	34	0	6	86	.537	229	220	1459	22-16-0-2	18-18-0-4
Quad City	80	36	31	6	7	85	.531	212	216	1417	23-14-2-1	13-17-4-6
Chicago	80	38	37	3	2	81	.506	226	222	1288	23-15-0-2	15-22-3-0
Iowa	80	33	33	4	10	80	.500	209	260	1437	15-18-1-6	18-15-3-4
San Antonio	80	36	38	2	4	78	.487	205	243	1822	20-19-0-1	16-19-2-3

### 2009 Playoffs

#### Division Semifinals

Series A:	Worcester defeats Hartford	(4-2)
Series B:	Providence defeats Portland	(4-1)
Series C:	Hershey defeats Philadelphia	(4-0)
Series D:	Wilkes-Barre/Scranton defeats Bridgeport	(4-1)
Series E:	Manitoba defeats Toronto	(4-2)
Series F:	Grand Rapids defeats Hamilton	(4-2)
Series G:	Milwaukee defeats Rockford	(4-0)
Series H:	Houston defeats Peoria	(4-3)

#### Division Finals

Series I:	Providence defeats Worcester	(4-2)
Series J:	Hershey defeats Wilkes-Barre/Scranton	(4-3)
Series K:	Manitoba defeats Grand Rapids	(4-0)
Series L:	Houston defeats Milwaukee	(4-3)

#### Conference Finals

Series M:	Hershey defeats Providence	(4-1)
Series N:	Manitoba defeats Houston	(4-2)

#### Calder Cup Finals

Series O:	Hershey defeats Manitoba	(4-2)
-----------	--------------------------	-------

### 2008-09 Attendance Report

TEAM	TOTAL	GAMES	AVERAGE
Hershey	359,499	40	8,987
Manitoba	310,761	40	7,769
Grand Rapids	297,905	40	7,448
Chicago	292,635	40	7,316
W-B/Scranton	279,347	40	6,984
Philadelphia	258,376	40	6,459
Providence	253,718	40	6,343
Houston	239,281	40	5,982
Lake Erie	237,370	40	5,934
Manchester	235,289	40	5,882
Milwaukee	235,107	40	5,878
Syracuse	208,429	40	5,211
San Antonio	206,680	40	5,167
Portland	193,132	40	4,828
Hamilton	184,952	40	4,624
Bridgeport	181,114	40	4,528
Iowa	172,881	40	4,322
Hartford	167,606	40	4,190
Norfolk	164,363	40	4,109
Rochester	163,188	40	4,080
Peoria	160,759	40	4,019
Springfield	158,064	40	3,952
Binghamton	156,671	40	3,917
Rockford	156,352	40	3,909
Worcester	156,089	40	3,902
Toronto	149,139	40	3,728
Albany	141,550	40	3,539
Quad City	121,396	40	3,035
Lowell	91,728	40	2,293
<b>TOTAL</b>	<b>5,933,381</b>	<b>1160</b>	<b>5,114</b>



# AMERKS YEAR-BY-YEAR STANDINGS

## Record Book

### 2009-10 REGULAR SEASON STANDINGS

#### EASTERN CONFERENCE

											Home	Road
											W-L-T-OTL	W-L-T-OTL
<b>Atlantic Division</b>												
y Worcester Sharks	80	49	25	3	3	104	0.650	275	239	1268	26-11-2-1	23-14-1-2
x Portland Pirates	80	45	24	7	4	101	0.631	244	214	1421	25-10-3-2	20-14-4-2
x Manchester Monarchs	80	43	28	3	6	95	0.594	213	200	1182	25-11-1-3	18-17-2-3
x Lowell Devils	80	39	31	4	6	88	0.550	239	232	1423	20-16-1-3	19-15-3-3
x Bridgeport Sound Tigers	80	38	32	4	6	86	0.537	201	220	1711	21-15-1-3	17-17-3-3
Hartford Wolf Pack	80	36	33	6	5	83	0.519	231	251	1603	22-13-3-2	14-20-3-3
Providence Bruins	80	36	38	5	1	78	0.487	207	226	1194	17-19-3-1	19-19-2-0
Springfield Falcons	80	25	39	12	4	66	0.412	207	296	1636	14-18-6-2	11-21-6-2
<b>East Division</b>												
y Hershey Bears	80	60	17	0	3	123	0.769	342	198	1435	34-4-0-2	26-13-0-1
x Albany River Rats	80	43	29	3	5	94	0.588	244	231	1515	25-12-2-1	18-17-1-4
x WB/Scranton Penguins	80	41	34	2	3	87	0.544	239	229	1515	27-12-0-1	14-22-2-2
Norfolk Admirals	80	39	35	3	3	84	0.525	208	214	973	19-18-0-3	20-17-3-0
Binghamton Senators	80	36	35	6	3	81	0.506	251	260	1400	20-16-2-2	16-19-4-1
Syracuse Crunch	80	34	39	4	3	75	0.469	227	272	1771	19-18-2-1	15-21-2-2
Adirondack Phantoms	80	32	41	3	4	71	0.444	199	251	1298	19-17-3-1	13-24-0-3

#### WESTERN CONFERENCE

											Home	Road
											W-L-T-OTL	W-L-T-OTL
<b>North Division</b>												
y Hamilton Bulldogs	80	52	17	3	8	115	0.719	271	182	1257	25-10-2-3	27-7-1-5
x Rochester Americans	80	44	33	2	1	91	0.569	253	247	1352	23-14-2-1	21-19-0-0
x Abbotsford Heat	80	39	29	5	7	90	0.562	217	231	1796	18-14-4-4	21-15-1-3
x Manitoba Moose	80	40	33	5	2	87	0.544	204	232	1509	22-14-3-1	18-19-2-1
Toronto Marlies	80	33	35	6	6	78	0.487	193	261	1707	22-13-3-2	11-22-3-4
Lake Erie Monsters	80	34	37	1	8	77	0.481	234	257	1011	19-18-0-3	15-19-1-5
Grand Rapids Griffins	80	34	39	3	4	75	0.469	244	265	1272	19-19-1-1	15-20-2-3
<b>West Division</b>												
y Chicago Wolves	80	49	24	1	6	105	0.656	264	214	1112	29-8-0-3	20-16-1-3
x Texas Stars	80	46	27	3	4	99	0.619	238	198	1113	24-13-1-2	22-14-2-2
x Rockford IceHogs	80	44	30	3	3	94	0.588	226	226	1395	26-12-1-1	18-18-2-2
x Milwaukee Admirals	80	41	30	2	7	91	0.569	237	220	1172	20-15-1-4	21-15-1-3
Peoria Rivermen	80	38	33	2	7	85	0.531	233	248	1363	22-15-1-2	16-18-1-5
San Antonio Rampage	80	36	32	5	7	84	0.525	235	244	1357	21-14-2-3	15-18-3-4
Houston Aeros	80	34	34	7	5	80	0.500	206	224	1300	19-17-4-0	15-17-3-5

x = Teams who have clinched a playoff spot. y = Teams who have clinched the division title

#### 2010 Playoffs

##### Division Semifinals

Series A:	Worcester defeats Lowell	(4-1)
Series B:	Manchester defeats Portland	(4-0)
Series C:	Hershey defeats Bridgeport	(4-1)
Series D:	Albany defeats Wilkes-Barre/Scranton	(4-0)
Series E:	Hamilton defeats Manitoba	(4-2)
Series F:	Abbotsford defeats Rochester	(4-3)
Series G:	Chicago defeats Milwaukee	(4-3)
Series H:	Texas defeats Rockford	(4-0)

##### Division Finals

Series I:	Manchester defeats Worcester	(4-2)
Series J:	Hershey defeats Albany	(4-0)
Series K:	Hamilton defeats Abbotsford	(4-2)
Series L:	Texas defeats Chicago	(4-3)

##### Conference Finals

Series M:	Hershey defeats Manchester	(4-2)
Series N:	Texas defeats Hamilton	(4-3)

##### Calder Cup Finals

Series O:	Hershey defeats Texas	(4-2)
-----------	-----------------------	-------

#### 2009-10 Attendance Report

TEAM	TOTAL	GAMES	AVERAGE
Hershey	359,499	40	8,987
Manitoba	310,761	40	7,769
Grand Rapids	297,905	40	7,448
Chicago	292,635	40	7,316
W-B/Scranton	279,347	40	6,984
Philadelphia	258,376	40	6,459
Providence	253,718	40	6,343
Houston	239,281	40	5,982
Lake Erie	237,370	40	5,934
Manchester	235,289	40	5,882
Milwaukee	235,107	40	5,878
Syracuse	208,429	40	5,211
San Antonio	206,680	40	5,167
Portland	193,132	40	4,828
Hamilton	184,952	40	4,624
Bridgeport	181,114	40	4,528
Iowa	172,881	40	4,322
Hartford	167,606	40	4,190
Norfolk	164,363	40	4,109
Rochester	163,188	40	4,080
Peoria	160,759	40	4,019
Springfield	158,064	40	3,952
Binghamton	156,671	40	3,917
Rockford	156,352	40	3,909
Worcester	156,089	40	3,902
Toronto	149,139	40	3,728
Albany	141,550	40	3,539
Quad City	121,396	40	3,035
Lowell	91,728	40	2,293
<b>TOTAL</b>	<b>5,933,381</b>	<b>1160</b>	<b>5,114</b>



# AMERKS YEAR-BY-YEAR STANDINGS

## Record Book

### 2010-11 REGULAR SEASON STANDINGS

#### EASTERN CONFERENCE

##### Atlantic Division

Atlantic Division	GP	W	L	OTL	SOL	PTS	PCT	GF	GA	PIM	W-L-T-OTL	W-L-T-OTL
y Portland	80	47	24	7	2	103	0.644	280	238	1294	25-8-6-1	22-16-1-1
x Manchester	80	44	26	4	6	98	0.613	255	209	1423	25-12-1-2	19-14-3-4
x Connecticut	80	40	32	2	6	88	0.550	221	223	1749	19-17-2-2	21-15-0-4
Worcester	80	36	31	4	9	85	0.531	210	245	1226	20-13-2-5	16-18-2-4
Providence	80	38	36	3	3	82	0.512	209	252	1437	19-18-1-2	19-18-2-1
Springfield	80	35	40	2	3	75	0.469	233	253	1307	18-19-2-1	17-21-0-2
Bridgeport	80	30	39	4	7	71	0.444	218	266	1407	18-15-4-3	12-24-0-4
East Division	GP	W	L	OTL	SOL	PTS	PCT	GF	GA	PIM	W-L-T-OTL	W-L-T-OTL
y W-B/Scranton	80	58	21	0	1	117	0.731	261	183	1433	30-10-0-0	28-11-0-1
x Hershey	80	46	26	3	5	100	0.625	255	214	1581	21-14-2-3	25-12-1-2
x Charlotte	80	44	27	2	7	97	0.606	265	243	1318	22-13-1-4	22-14-1-3
x Norfolk	80	39	26	9	6	93	0.581	265	230	1600	19-11-5-5	20-15-4-1
x Binghamton	80	42	30	3	5	92	0.575	255	221	1225	22-13-2-3	20-17-1-2
Syracuse	80	35	38	3	4	77	0.481	217	249	1482	20-16-2-2	15-22-1-3
Adirondack	80	31	39	4	6	72	0.450	197	248	1563	19-15-3-3	12-24-1-3
Albany	80	32	42	1	5	70	0.438	217	283	1927	15-22-0-3	17-20-1-3

##### East Division

GP	W	L	OTL	SOL	PTS	PCT	GF	GA	PIM	Home W-L-T-OTL	Road W-L-T-OTL	
y W-B/Scranton	80	58	21	0	1	117	0.731	261	183	1433	30-10-0-0	28-11-0-1
x Hershey	80	46	26	3	5	100	0.625	255	214	1581	21-14-2-3	25-12-1-2
x Charlotte	80	44	27	2	7	97	0.606	265	243	1318	22-13-1-4	22-14-1-3
x Norfolk	80	39	26	9	6	93	0.581	265	230	1600	19-11-5-5	20-15-4-1
x Binghamton	80	42	30	3	5	92	0.575	255	221	1225	22-13-2-3	20-17-1-2
Syracuse	80	35	38	3	4	77	0.481	217	249	1482	20-16-2-2	15-22-1-2
Adirondack	80	31	39	4	6	72	0.450	197	248	1563	19-15-3-3	12-24-1-3
Albany	80	32	42	1	5	70	0.438	217	283	1927	15-22-0-3	17-20-1-2

#### WESTERN CONFERENCE

##### North Division

Team/Division	GP	W	L	OTL	SOL	PTS	PCT	GF	GA	PIM	Home W-L-T-OTL	Road W-L-T-OTL
y Hamilton	80	44	27	2	7	97	0.606	226	193	1200	22-15-1-2	22-12-1-5
x Lake Erie	80	44	28	3	5	96	0.600	223	206	1202	24-11-2-3	20-17-1-2
x Manitoba	80	43	30	1	6	93	0.581	220	210	1102	23-15-1-1	20-15-0-5
Abbotsford	80	38	32	4	6	86	0.537	186	212	1294	22-14-2-2	16-18-2-4
Toronto	80	37	32	1	10	85	0.531	228	219	1409	17-17-1-5	20-15-0-5
Grand Rapids	80	36	34	2	8	82	0.512	227	254	1468	18-16-1-5	18-18-1-3
<b>Rochester</b>	<b>80</b>	<b>31</b>	<b>39</b>	<b>5</b>	<b>5</b>	<b>72</b>	<b>0.450</b>	<b>218</b>	<b>266</b>	<b>1360</b>	<b>14-20-2-4</b>	<b>17-19-3-1</b>

##### West Division

y Milwaukee	80	44	22	6	8	102	0.637	226	194	1037	23-12-2-3	21-10-4-5
x Houston	80	46	28	1	5	98	0.613	240	212	1288	25-12-1-2	21-16-0-3
x Peoria	80	42	30	3	5	92	0.575	223	218	1607	20-16-2-2	22-14-1-3
x Texas	80	41	29	4	6	92	0.575	213	210	1026	22-12-3-3	19-17-1-3
x Oklahoma City	80	40	29	2	9	91	0.569	245	234	1351	18-16-2-4	22-13-0-5
Chicago	80	39	30	5	6	89	0.556	260	262	1402	19-15-1-5	20-15-4-1
San Antonio	80	40	33	4	3	87	0.544	228	245	1284	23-14-1-2	17-19-3-1
Rockford	80	38	33	4	5	85	0.531	216	245	1503	19-17-2-2	19-16-2-3

x = Teams who have clinched a playoff spot. y = Teams who have clinched the division title

#### 2011 Playoffs

##### Division Semifinals

Series A:	Portland defeats Connecticut	(4-2)
Series B:	Binghamton defeats Manchester	(4-3)
Series C:	Wilkes-Barre/Scranton defeats Norfolk	(4-2)
Series D:	Charlotte defeats Hershey	(4-2)
Series E:	Hamilton defeats Oklahoma City	(4-2)
Series F:	Manitoba defeats Lake Erie	(4-3)
Series G:	Milwaukee defeats Texas	(4-2)
Series H:	Houston defeats Peoria	(4-0)

##### Division Finals

Series I:	Binghamton defeats Portland	(4-2)
Series J:	Charlotte defeats Wilkes-Barre/Scranton	(4-2)
Series K:	Hamilton defeats Manitoba	(4-3)
Series L:	Milwaukee defeats Houston	(4-3)

##### Conference Finals

Series M:	Binghamton defeats Charlotte	(4-0)
Series N:	Houston defeats Hamilton	(4-3)

##### Calder Cup Finals

Series O:	Binghamton defeats Houston	(4-2)
-----------	----------------------------	-------

#### 2010-11 Attendance Report

TEAM	TOTAL	GAMES	AVERAGE
Hershey	392,005	40	9,800
Manitoba	336,156	40	8,404
Chicago	298,117	40	7,453
Providence	292,970	40	7,324
Grand Rapids	289,646	40	7,241
Lake Erie	262,735	40	6,568
San Antonio	256,433	40	6,411
W-B/Scranton	254,411	40	6,360
Houston	253,021	40	6,326
Charlotte	252,486	40	6,312
Milwaukee	231,839	40	5,796
Connecticut	227,792	40	5,695
Manchester	218,444	40	5,461
Texas	213,584	40	5,340
Peoria	207,852	40	5,196
Syracuse	206,158	40	5,154
Toronto	187,741	40	4,694
Portland	186,192	40	4,655
Norfolk	179,609	40	4,490
Rockford	174,418	40	4,360
Hamilton	170,292	40	4,257
Oklahoma City	166,195	40	4,155
Bridgeport	165,609	40	4,140
Worcester	162,728	40	4,068
<b>Rochester</b>	<b>154,890</b>	<b>40</b>	<b>3,872</b>
Abbotsford	152,272	40	3,807
Springfield	148,695	40	3,717
Binghamton	146,097	40	3,652
Adirondack	143,001	40	3,575
Albany	124,563	40	3,114
<b>TOTAL</b>	<b>6,455,951</b>	<b>1200</b>	<b>5,379</b>



# AMERKS YEAR-BY-YEAR STANDINGS

## Record Book

### 2011-12 REGULAR SEASON STANDINGS

#### EASTERN CONFERENCE

##### Atlantic Division

Andamit Division	GP	W	L	OTL	SOL	PTS	PCT	GF	GA
y St. John's	76	43	25	5	3	94	0.618	240	216
x Manchester	76	39	32	2	3	83	0.546	207	208
Portland	76	36	31	4	5	81	0.533	223	254
Providence	76	35	34	3	4	77	0.507	193	214
Worcester	76	31	33	4	8	74	0.487	199	218

##### Northeast Division

GP	W	L	OTL	SOL	PTS	PCT	GF	GA
y Bridgeport	76	41	26	3	6	91	0.599	233
x Connecticut	76	36	26	7	7	86	0.566	210
Adirondack	76	37	35	2	2	78	0.513	204
Springfield	76	36	34	3	3	78	0.513	217
Albany	76	31	34	6	5	73	0.480	190

##### East Division

East Division	GP	W	L	OTL	SOL	PTS	PCT	GF	GA
y Norfolk	76	55	18	1	2	113	0.743	273	180
x W-B/Scranton	76	44	25	2	5	95	0.625	235	215
x Hershey	76	38	26	4	8	88	0.579	244	225
x Syracuse	76	37	29	5	5	84	0.553	238	234
Binghamton	76	29	40	5	2	65	0.428	201	243

#### WESTERN CONFERENCE

##### North Division

Top Division									
y Toronto	76	44	24	5	3	96	0.632	217	175
x Rochester	76	36	26	10	4	86	0.566	224	221
Lake Erie	76	37	29	3	7	84	0.553	189	210
Grand Rapids	76	33	32	7	4	77	0.507	245	249
Hamilton	76	34	35	2	5	75	0.493	185	226

##### Midwest Division

y Chicago	76	42	27	4	3	91	0.599	213	193
x Milwaukee	76	40	29	2	5	87	0.572	210	190
Charlotte	76	38	29	3	6	85	0.559	209	214
Peoria	76	39	33	2	2	82	0.539	217	207
Rockford	76	35	32	2	7	79	0.520	207	228

##### West Division

	GP	W	L	OTL	SOL	PTS	PCT	GF	GA	PIM
y Oklahoma City	76	45	22	4	5	99	0.651	213	176	1121
x Abbotsford	76	42	26	3	5	92	0.605	200	201	1251
x San Antonio	76	41	30	3	2	87	0.572	197	204	987
x Houston	76	35	25	5	11	86	0.566	202	206	960
Texas	76	31	40	3	2	67	0.441	224	251	983

x = Teams who have clinched a playoff spot. y = Teams who have clinched the division title

#### 2012 Playoffs

##### Conference Quarterfinals

Series A:	Norfolk defeats Manchester	(3-1)
Series B:	St. John's defeats Syracuse	(3-1)
Series C:	Hershey defeats Bridgeport	(3-0)
Series D:	Wilkes-Barre/Scranton defeats Hershey	(3-2)
Series E:	Oklahoma City defeats Houston	(3-1)
Series F:	Toronto defeats Rochester	(3-0)
Series G:	San Antonio defeats Chicago	(3-2)
Series H:	Abbotsford defeats Milwaukee	(3-0)

##### Conference Semifinals

Series I:	Norfolk defeats Connecticut	(4-2)
Series J:	St. John's defeats Wilkes-Barre/Scranton	(4-3)
Series K:	Oklahoma City defeats San Antonio	(4-1)
Series L:	Toronto defeats Abbotsford	(4-1)

##### Conference Finals

Series M:	Norfolk defeats St. John's	(4-0)
Series N:	Toronto defeats Oklahoma City	(4-1)

##### Calder Cup Finals

Series O:	Norfolk defeats Toronto	(4-0)
-----------	-------------------------	-------

#### 2011-12 Attendance Report

TEAM	TOTAL	GAMES	AVERAGE
Hershey	375,146	38	9,872
Lake Erie	298,096	38	7,845
Chicago	289,015	37	7,811
Providence	286,839	37	7,752
Grand Rapids	275,632	38	7,253
Houston	267,647	37	7,234
San Antonio	261,753	37	7,074
Charlotte	257,189	38	6,768
St. John's	239,299	38	6,297
Milwaukee	228,720	37	6,182
W-B/Scranton	229,053	38	6,028
Manchester	208,814	37	5,644
<b>Rochester</b>	<b>212,605</b>	<b>38</b>	<b>5,595</b>
Toronto	208,223	38	5,480
Texas	207,855	38	5,470
Peoria	205,726	38	5,414
Syracuse	199,354	38	5,246
Portland	195,997	38	5,158
Norfolk	194,521	38	5,119
Bridgeport	180,668	37	4,883
Hamilton	179,856	37	4,861
Adirondack	172,379	37	4,659
Connecticut	173,788	38	4,573
Worcester	161,482	37	4,364
Rockford	161,286	38	4,244
Oklahoma City	140,008	38	3,684
Springfield	139,050	38	3,659
Binghamton	135,950	38	3,578
Abbotsford	131,026	37	3,541
Albany	128,005	37	3,460
<b>TOTAL</b>	<b>6,344,982</b>	<b>1,128</b>	<b>5,624</b>



# AMERKS YEAR-BY-YEAR STANDINGS

## Record Book

### 2012-13 REGULAR SEASON STANDINGS

#### EASTERN CONFERENCE

##### Atlantic Division

GP	W	L	OTL	SOL	PTS	PCT	GF	GA	
y St. John's	76	43	25	5	3	94	0.618	240	216
x Manchester	76	39	32	2	3	83	0.546	207	208
Portland	76	36	31	4	5	81	0.533	223	254
Providence	76	35	34	3	4	77	0.507	193	214
Worcester	76	31	33	4	8	74	0.487	199	218
Northeast Division	GP	W	L	OTL	SOL	PTS	PCT	GF	GA
y Bridgeport	76	41	26	3	6	91	0.599	233	219
x Connecticut	76	36	26	7	7	86	0.566	210	208
Adirondack	76	37	35	2	2	78	0.513	204	217
Springfield	76	36	34	3	3	78	0.513	217	231
Albany	76	31	34	6	5	73	0.480	190	226
East Division	GP	W	L	OTL	SOL	PTS	PCT	GF	GA
y Norfolk	76	55	18	1	2	113	0.743	273	180
x W-B/Scranton	76	44	25	2	5	95	0.625	235	215
x Hershey	76	38	26	4	8	88	0.579	244	225
x Syracuse	76	37	29	5	5	84	0.553	238	234
Binghamton	76	29	40	5	2	65	0.428	201	243

##### Northeast Division

Northeast Division									
	GP	W	L	OTL	SOL	PTS	PCT	GF	GA
y Bridgeport	76	41	26	3	6	91	0.599	233	219
x Connecticut	76	36	26	7	7	86	0.566	210	208
Adirondack	76	37	35	2	2	78	0.513	204	217
Springfield	76	36	34	3	3	78	0.513	217	231
Albany	76	31	34	6	5	73	0.480	190	226
East Division									
	GP	W	L	OTL	SOL	PTS	PCT	GF	GA
y Norfolk	76	55	18	1	2	113	0.743	273	180
x W-B/Scranton	76	44	25	2	5	95	0.625	235	215
x Hershey	76	38	26	4	8	88	0.579	244	225
x Syracuse	76	37	29	5	5	84	0.553	238	234
Binghamton	76	29	40	5	2	65	0.428	201	243

##### East Division

y Norfolk	76	55	18	1	2	113	0.743	273	180
x W-B/Scranton	76	44	25	2	5	95	0.625	235	215
x Hershey	76	38	26	4	8	88	0.579	244	225
x Syracuse	76	37	29	5	5	84	0.553	238	234
Binghamton	76	29	40	5	2	65	0.428	201	243

#### WESTERN CONFERENCE

##### North Division

GP	W	L	OTL	SOL	PTS	PCT	GF	GA	PIM
y Toronto	76	44	24	5	3	96	0.632	217	175
x Rochester	76	36	26	10	4	86	0.566	224	221
Lake Erie	76	37	29	3	7	84	0.553	189	210
Grand Rapids	76	33	32	7	4	77	0.507	245	249
Hamilton	76	34	35	2	5	75	0.493	185	226

##### Midwest Division

Eastern Division		GP	W	L	OTL	SOL	PTS	PCT	GF	GA	PIM
y Chicago	76	42	27	4	3	91	0.599	213	193	1065	
x Milwaukee	76	40	29	2	5	87	0.572	210	190	1050	
Charlotte	76	38	29	3	6	85	0.559	209	214	1067	
Peoria	76	39	33	2	2	82	0.539	217	207	1102	
Rockford	76	35	32	2	7	79	0.520	207	228	1391	

##### West Division

y Oklahoma City	76	45	22	4	5	99	0.651	213	176
x Abbotsford	76	42	26	3	5	92	0.605	200	201
x San Antonio	76	41	30	3	2	87	0.572	197	204
x Houston	76	35	25	5	11	86	0.566	202	206
Texas	76	31	40	3	2	67	0.441	224	251

x = Teams who have clinched a playoff spot. y = Teams who have clinched the division title

#### 2013 Playoffs

##### Conference Quarterfinals

Series A:	Providence defeats Hershey	(3-2)
Series B:	Springfield defeats Manchester	(3-1)
Series C:	Syracuse defeats Portland	(3-0)
Series D:	Wilkes-Barre/Scranton defeats Binghamton	(3-0)
Series E:	Texas defeats Milwaukee	(3-1)
Series F:	Toronto defeats Rochester	(3-0)
Series G:	Grand Rapids defeats Houston	(3-2)
Series H:	Oklahoma City defeats Charlotte	(3-2)

##### Conference Semifinals

Series I:	Wilkes-Barre/Scranton defeats Providence	(4-3)
Series J:	Syracuse defeats Springfield	(4-0)
Series K:	Oklahoma City defeats Texas	(4-1)
Series L:	Grand Rapids defeats Toronto	(4-2)

##### Conference Finals

Series M:	Syracuse defeats Wilkes-Barre/Scranton	(4-1)
Series N:	Grand Rapids defeats Oklahoma City	(4-3)

##### Calder Cup Finals

Series O:	Grand Rapids defeats Syracuse	(4-2)
-----------	-------------------------------	-------

#### 2012-13 Attendance Report

TEAM	TOTAL	GAMES	AVERAGE
Hershey	381,764	38	10,046
Chicago	312,732	38	8,230
Providence	311,127	38	8,188
Grand Rapids	291,892	38	7,680
Lake Erie	291,828	38	7,680
San Antonio	268,560	38	7,067
Houston	258,122	38	6,793
Charlotte	257,688	38	6,781
Toronto	253,868	38	6,681
<b>Rochester</b>	<b>239,914</b>	<b>38</b>	<b>6,314</b>
St. John's	238,906	38	6,287
W-B/Scranton	229,453	38	6,038
Manchester	216,816	38	5,706
Milwaukee	213,700	38	5,624
Norfolk	207,156	38	5,451
Syracuse	205,155	38	5,399
Hamilton	203,012	38	5,342
Bridgeport	201,402	38	5,300
Texas	195,533	38	5,146
Peoria	191,024	38	5,027
Rockford	173,292	38	4,560
Connecticut	172,506	38	4,540
Portland	168,890	38	4,444
Worcester	166,203	38	4,374
Adirondack	151,753	38	3,994
Springfield	148,442	38	3,906
Albany	146,696	38	3,860
Abbotsford	143,571	38	3,778
Binghamton	135,260	38	3,559
Oklahoma City	134,030	38	3,527
<b>TOTAL</b>	<b>6,510,295</b>	<b>1140</b>	<b>5,710</b>



# AMERKS YEAR-BY-YEAR STANDINGS

## Record Book

### 2013-14 REGULAR SEASON STANDINGS

#### EASTERN CONFERENCE

<b>Atlantic Division</b>	<b>GP</b>	<b>W</b>	<b>L</b>	<b>OTL</b>	<b>SOL</b>	<b>PTS</b>	<b>PCT</b>	<b>GF</b>	<b>GA</b>	<b>PIM</b>	<b>HOME</b>	<b>ROAD</b>	<b>S/O</b>
1. y Manchester	76	48	19	3	6	105	0.691	244	188	1005	28-7-1-2	20-12-2-4	5-6
2. x St. John's	76	46	23	2	5	99	0.651	258	207	1318	23-10-2-3	23-13-0-2	4-5
3. x Providence	76	40	25	2	9	91	0.599	233	210	1103	21-12-2-3	19-13-0-6	11-9
4. Worcester	76	36	34	4	2	78	0.513	189	226	1278	19-17-1-1	17-17-3-1	10-2
5. Portland	76	24	39	3	10	61	0.401	222	284	1568	10-19-0-9	14-20-3-1	5-10
<b>Northeast Division</b>	<b>GP</b>	<b>W</b>	<b>L</b>	<b>OTL</b>	<b>SOL</b>	<b>PTS</b>	<b>PCT</b>	<b>GF</b>	<b>GA</b>	<b>PIM</b>	<b>HOME</b>	<b>ROAD</b>	<b>S/O</b>
1. y Springfield	76	47	23	1	5	100	0.658	247	212	1255	23-12-0-3	24-11-1-2	10-5
2. x Albany	76	40	23	5	8	93	0.612	220	193	1045	24-9-3-2	16-14-2-6	7-8
3. Hartford	76	37	32	1	6	81	0.533	202	220	1493	21-13-0-4	16-19-1-2	6-6
4. Adirondack	76	30	38	2	6	68	0.447	182	225	1822	16-17-1-4	14-21-1-2	4-6
5. Bridgeport	76	28	40	2	6	64	0.421	183	238	1832	17-19-1-1	11-21-1-5	4-6
<b>East Division</b>	<b>GP</b>	<b>W</b>	<b>L</b>	<b>OTL</b>	<b>SOL</b>	<b>PTS</b>	<b>PCT</b>	<b>GF</b>	<b>GA</b>	<b>PIM</b>	<b>HOME</b>	<b>ROAD</b>	<b>S/O</b>
1. y Binghamton	76	44	24	3	5	96	0.632	276	232	1481	24-8-2-4	20-16-1-1	3-5
2. x W-B/Scranton	76	42	26	3	5	92	0.605	206	185	1532	21-14-1-2	21-12-2-3	4-5
3. x Norfolk	76	40	26	3	7	90	0.592	201	192	1394	20-13-1-4	20-13-2-3	10-7
4. Hershey	76	39	27	5	5	88	0.579	221	213	1330	24-10-1-3	15-17-4-2	7-5
5. Syracuse	76	31	32	4	9	75	0.493	198	232	1751	17-12-2-7	14-20-2-2	3-9

#### WESTERN CONFERENCE

<b>North Division</b>	<b>GP</b>	<b>W</b>	<b>L</b>	<b>OTL</b>	<b>SOL</b>	<b>PTS</b>	<b>PCT</b>	<b>GF</b>	<b>GA</b>	<b>PIM</b>	<b>HOME</b>	<b>ROAD</b>	<b>S/O</b>
1. y Toronto	76	45	25	2	4	96	0.632	223	202	1644	25-10-1-2	20-15-1-2	5-4
2. x Rochester	76	37	28	6	5	85	0.559	216	217	1165	22-10-3-3	15-18-3-2	3-5
3. Utica	76	35	32	5	4	79	0.520	187	216	1092	16-17-2-3	19-15-3-1	7-4
4. Lake Erie	76	32	33	1	10	75	0.493	197	232	1622	20-13-1-4	12-20-0-6	8-10
5. Hamilton	76	33	35	1	7	74	0.487	182	224	1350	14-19-1-4	19-16-0-3	5-7
<b>Midwest Division</b>	<b>GP</b>	<b>W</b>	<b>L</b>	<b>OTL</b>	<b>SOL</b>	<b>PTS</b>	<b>PCT</b>	<b>GF</b>	<b>GA</b>	<b>PIM</b>	<b>HOME</b>	<b>ROAD</b>	<b>S/O</b>
1. y Chicago	76	45	21	5	5	100	0.658	239	191	1026	25-8-3-2	20-13-2-3	8-5
2. x Grand Rapids	76	46	23	2	5	99	0.651	238	187	945	23-13-0-2	23-10-2-3	5-5
3. x Milwaukee	76	39	24	6	7	91	0.599	215	199	1211	24-9-3-2	15-15-3-5	5-7
4. Rockford	76	35	32	5	4	79	0.520	234	262	1159	24-11-1-2	11-21-4-2	4-4
5. Iowa	76	27	36	7	6	67	0.441	169	235	1221	11-22-3-2	16-14-4-4	8-6
<b>South Division</b>	<b>GP</b>	<b>W</b>	<b>L</b>	<b>OTL</b>	<b>SOL</b>	<b>PTS</b>	<b>PCT</b>	<b>GF</b>	<b>GA</b>	<b>PIM</b>	<b>HOME</b>	<b>ROAD</b>	<b>S/O</b>
1. y Texas	76	48	18	3	7	106	0.697	274	197	923	29-8-0-1	19-10-3-6	2-7
2. x Abbotsford	76	43	25	5	3	94	0.618	237	215	966	20-11-4-3	23-14-1-0	5-3
3. x Oklahoma City	76	36	29	2	9	83	0.546	239	256	1241	23-12-1-2	13-17-1-7	4-9
4. Charlotte	76	37	36	1	2	77	0.507	228	241	1118	19-18-1-0	18-18-0-2	4-2
5. San Antonio	76	30	37	3	6	69	0.454	206	235	1082	18-14-3-3	12-23-0-3	12-6

x = Teams who have clinched a playoff spot. y = Teams who have clinched the division title

#### 2014 Playoffs

##### Conference Quarterfinals

Series A:	Norfolk defeats Manchester	(3-1)
Series B:	Providence defeats Springfield	(3-2)
Series C:	Wilkes-Barre/Scranton defeats Binghamton	(3-1)
Series D:	St. John's defeats Albany	(3-1)
Series E:	Texas defeats Oklahoma City	(3-0)
Series F:	Chicago defeats Rochester	(3-2)
Series G:	Toronto defeats Milwaukee	(3-0)
Series H:	Grand Rapids defeats Abbotsford	(3-1)

##### Conference Semifinals

Series I:	St. John's defeats Norfolk	(4-2)
Series J:	Wilkes-Barre/Scranton defeats Providence	(4-3)
Series K:	Texas defeats Grand Rapids	(4-2)
Series L:	Toronto defeats Chicago	(4-0)

##### Conference Finals

Series M:	St. John's defeats Wilkes-Barre/Scranton	(4-2)
Series N:	Texas defeats Toronto	(4-3)

##### Calder Cup Finals

Series O:	Texas defeats St. John's	(4-1)
-----------	--------------------------	-------

#### 2013-14 Attendance Report

<b>TEAM</b>	<b>TOTAL</b>	<b>GAMES</b>	<b>AVERAGE</b>
Hershey	367,238	38	9,664
Grand Rapids	312,355	38	8,220
Lake Erie	309,472	38	8,144
Providence	309,113	38	8,135
Chicago	301,214	38	7,927
San Antonio	266,053	38	7,001
Charlotte	241,685	38	6,360
St. John's	238,906	38	6,287
Toronto	228,490	38	6,013
Iowa	223,559	38	5,883
Milwaukee	222,082	38	5,844
W-B/Scranton	220,556	38	5,804
Manchester	213,104	38	5,608
Syracuse	211,815	38	5,574
<b>Rochester</b>	<b>205,669</b>	<b>38</b>	<b>5,412</b>
Texas	201,174	38	5,294
Norfolk	190,143	38	5,004
Hamilton	187,938	38	4,946
Bridgeport	184,688	38	4,860
Rockford	182,540	38	4,804
Adirondack	159,289	38	4,192
Hartford	154,680	38	4,071
Worcester	150,402	38	3,958
Binghamton	149,560	38	3,936
Springfield	143,916	38	3,787
Utica	130,518	38	3,435
Albany	127,673	38	3,360
Oklahoma City	127,228	38	3,348
Abbotsford	114,250	38	3,007
Portland	83,040	38	2,185
<b>TOTAL</b>	<b>6,158,350</b>	<b>1140</b>	<b>5,402</b>



# AMERKS YEAR-BY-YEAR STANDINGS

## Record Book

### 2014-15 REGULAR SEASON STANDINGS

#### EASTERN CONFERENCE

Atlantic Division		GP	W	L	OTL	SOL	PTS	PCT	GF	GA	PIM	HOME	ROAD	S/O
1. y	Manchester	76	50	17	6	3	109	.717	241	176	1310	30-7-1-0	20-10-5-3	2-3
2. x	Providence	76	41	26	7	2	91	.599	209	185	989	25-12-0-1	16-14-7-1	1-2
3. x	Worcester	76	41	29	4	2	88	.579	224	198	809	22-13-2-1	19-16-2-1	2-2
4. x	Portland	76	39	28	7	2	87	.572	203	190	1187	22-10-5-1	17-18-2-1	2-2
5. St.	John's	76	32	33	9	2	75	.493	183	235	1215	18-15-5-0	14-18-4-2	5-2
Northeast Division		GP	W	L	OTL	SOL	PTS	PCT	GF	GA	PIM	HOME	ROAD	S/O
1. y	Hartford	76	43	24	5	4	95	.625	221	214	1143	24-8-4-2	19-16-1-2	2-4
2. x	Syracuse	76	41	25	10	0	92	.605	218	219	1550	22-10-6-0	19-15-4-0	3-0
3.	Springfield	76	38	28	8	2	86	.566	192	209	1269	19-13-5-1	19-15-3-1	5-2
4.	Albany	76	37	28	5	6	85	.559	199	201	1368	20-12-2-4	17-16-3-2	2-6
5.	Bridgeport	76	28	40	2	6	64	0.421	183	238	1832	17-19-1-1	11-21-1-5	3-1
East Division		GP	W	L	OTL	SOL	PTS	PCT	GF	GA	PIM	HOME	ROAD	S/O
1. y	Hershey	76	46	22	5	3	100	.658	218	181	1507	26-7-3-2	20-15-2-1	2-3
2. x	W-B/Scranton	76	44	24	3	4	97	.638	212	163	1338	23-14-0-1	22-10-3-3	0-4
3.	Binghamton	76	34	34	7	1	76	.500	242	258	1620	19-14-4-1	15-20-3-0	1-1
4.	Lehigh Valley	76	33	35	7	1	74	.487	194	237	1834	17-15-5-1	16-20-2-0	7-1
5.	Norfolk	76	27	39	6	4	64	.421	168	219	1452	15-17-5-1	12-22-1-3	0-4

#### WESTERN CONFERENCE

North Division		GP	W	L	OTL	SOL	PTS	PCT	GF	GA	PIM	HOME	ROAD	S/O
1. y	Utica	76	47	20	7	2	103	.678	219	182	978	25-10-3-0	22-10-4-2	2-2
2. x	Toronto	76	40	27	9	0	89	.586	207	203	1129	20-13-5-0	20-14-4-0	1-0
3.	Hamilton	76	34	29	12	1	81	.533	201	208	1179	15-16-6-1	19-13-6-0	0-1
4.	Adirondack	76	35	33	6	2	78	.513	233	240	1396	17-17-4-0	18-16-2-2	1-2
5.	Rochester	76	29	41	5	1	64	.421	209	251	1189	17-19-2-0	12-22-3-1	2-1
Midwest Division		GP	W	L	OTL	SOL	PTS	PCT	GF	GA	PIM	HOME	ROAD	S/O
1. y	Grand Rapids	76	46	22	6	2	100	.658	249	185	869	23-10-4-1	23-12-2-1	2-2
2. x	Rockford	76	46	26	5	2	99	.651	222	180	1197	24-9-4-1	22-14-1-1	3-2
3. x	Chicago	76	40	29	6	1	87	.572	210	198	1076	19-15-3-1	21-14-3-0	1-1
4.	Lake Erie	76	35	29	8	4	82	.539	211	240	1112	18-15-3-2	17-14-5-2	2-4
5.	Milwaukee	76	33	28	8	7	81	.533	206	218	1186	16-16-2-4	17-12-6-3	2-7
South Division		GP	W	L	OTL	SOL	PTS	PCT	GF	GA	PIM	HOME	ROAD	S/O
1. y	San Antonio	76	45	23	7	1	98	.645	248	222	1237	23-11-4-0	22-12-3-1	6-1
2. x	Texas	76	40	22	13	1	94	.618	242	216	908	20-9-8-1	20-13-5-0	2-1
3. x	Oklahoma City	76	41	27	5	3	90	.592	224	212	1098	21-12-3-2	20-15-2-1	0-3
4.	Charlotte	76	31	38	6	1	69	.454	172	231	1314	19-16-2-1	12-22-4-0	5-1
5.	Iowa	76	23	49	2	2	50	.329	172	245	1028	10-26-1-1	13-23-1-1	1-2

x = Teams who have clinched a playoff spot. y = Teams who have clinched the division title

#### 2015 Playoffs

##### Conference Quarterfinals

Series A:	Manchester defeats Portland	(3-2)
Series B:	Hershey defeats Worcester	(3-1)
Series C:	Hartford defeats Providence	(3-2)
Series D:	Wilkes-Barre/Scranton defeats Syracuse	(3-0)
Series E:	Utica defeats Chicago	(3-2)
Series F:	Grand Rapids defeats Toronto	(3-2)
Series G:	San Antonio defeats Oklahoma City	(3-0)
Series H:	Rockford defeats Texas	(3-0)

##### Conference Semifinals

Series I:	Manchester defeats Wilkes-Barre/Scranton	(4-1)
Series J:	Hartford defeats Hershey	(4-2)
Series K:	Utica defeats Oklahoma City	(4-3)
Series L:	Grand Rapids defeats Rockford	(4-1)

##### Conference Finals

Series M:	Manchester defeats Hartford	(4-0)
Series N:	Utica defeats Grand Rapids	(4-2)

##### Calder Cup Finals

Series O:	Manchester defeats Utica	(4-1)
-----------	--------------------------	-------

#### 2014-15 Attendance Report

TEAM	TOTAL	GAMES	AVERAGE
Hershey	372,070	38	9,791
Providence	318,786	38	8,389
Lake Erie	316,589	38	8,331
Lehigh Valley	310,199	38	8,163
Grand Rapids	307,110	38	8,082
Chicago	302,388	38	7,958
San Antonio	250,014	38	6,579
<b>Rochester</b>	<b>234,276</b>	<b>38</b>	<b>6,165</b>
Syracuse	227,472	38	5,986
Charlotte	221,249	38	5,822
Milwaukee	220,745	38	5,809
St. John's	219,559	38	5,778
Wilkes-Barre/Scranton	216,908	38	5,708
Iowa	215,031	38	5,659
Manchester	213,606	38	5,621
Toronto	203,190	38	5,347
Texas	190,088	38	5,002
Rockford	183,701	38	4,834
Norfolk	180,582	38	4,752
Bridgeport	180,263	38	4,744
Hartford	169,766	38	4,468
Hamilton	169,179	38	4,452
Worcester	146,195	38	3,847
Binghamton	143,363	38	3,773
Utica	141,350	38	3,720
Adirondack	138,386	38	3,642
Albany	126,286	38	3,323
Springfield	124,377	38	3,273
Oklahoma City	123,949	38	3,262
Portland	112,604	38	2,963
<b>TOTAL</b>	<b>6,279,81</b>	<b>1,140</b>	<b>5,508</b>



# AMERKS YEAR-BY-YEAR STANDINGS

## Record Book

### 2015-16 REGULAR SEASON STANDINGS

#### EASTERN CONFERENCE

<b>Atlantic Division</b>	<b>GP</b>	<b>W</b>	<b>L</b>	<b>OTL</b>	<b>SOL</b>	<b>PTS</b>	<b>PCT</b>	<b>GF</b>	<b>GA</b>	<b>PIM</b>	<b>HOME</b>	<b>ROAD</b>	<b>S/O</b>
1. y Hershey	76	43	21	5	7	98	.645	259	220	1083	24-7-2-5	19-14-3-2	6-7
2. x Providence	76	41	22	9	4	95	.625	238	198	967	23-7-4-4	18-15-5-0	2-4
3. x W-B/Scranton	76	43	27	4	2	92	.605	230	203	1170	20-15-2-1	23-12-2-1	1-2
4. x Portland	76	41	27	6	2	90	.592	215	207	93	22-15-0-1	19-12-6-1	1-2
5. x Bridgeport	76	40	29	4	3	87	.572	209	220	1412	22-14-0-2	18-15-4-1	3-3
6. Hartford	76	41	32	3	0	85	.559	202	199	754	20-16-2-0	21-16-1-0	7-0
7. Lehigh Valley	76	34	35	4	3	75	.493	215	222	1012	14-21-1-2	20-14-3-1	5-3
8. Springfield	76	26	42	3	5	60	.395	194	265	1050	16-20-1-1	10-22-2-4	2-5
<b>Northeast Division</b>	<b>GP</b>	<b>W</b>	<b>L</b>	<b>OTL</b>	<b>SOL</b>	<b>PTS</b>	<b>PCT</b>	<b>GF</b>	<b>GA</b>	<b>PIM</b>	<b>HOME</b>	<b>ROAD</b>	<b>S/O</b>
1. y Toronto	76	54	16	5	1	114	.750	294	191	936	27-9-2-0	27-7-3-1	4-1
2. x Albany	76	46	20	8	2	102	.671	212	167	1232	27-7-3-1	19-13-5-1	2-2
3. x Utica	76	38	26	8	4	88	.579	224	217	1051	18-11-5-4	20-15-3-0	1-4
4. Syracuse	76	32	29	11	4	79	.520	213	240	1319	18-15-2-3	14-14-9-1	2-4
5. St. John's	76	32	33	8	3	75	.493	208	239	1203	18-13-6-1	14-20-2-2	2-3
6. Rochester	76	34	38	3	1	72	.474	199	249	971	19-16-2-1	15-22-1-0	3-1
7. Binghamton	76	31	38	6	1	69	.454	204	241	1371	18-15-4-1	13-23-2-0	2-1

#### WESTERN CONFERENCE

<b>Central Division</b>	<b>GP</b>	<b>W</b>	<b>L</b>	<b>OTL</b>	<b>SOL</b>	<b>PTS</b>	<b>PCT</b>	<b>GF</b>	<b>GA</b>	<b>PIM</b>	<b>HOME</b>	<b>ROAD</b>	<b>S/O</b>
1. y Milwaukee	76	48	23	3	2	101	.664	224	193	1045	26-11-0-1	22-12-3-1	7-2
2. x Lake Erie	76	43	22	6	5	97	.638	211	188	1162	25-8-1-4	18-14-5-1	2-5
3. x Rockford	76	40	22	10	4	94	.618	214	205	1292	23-9-3-3	17-13-7-1	2-4
4. x Grand Rapids	76	44	30	1	1	90	.592	238	195	1096	25-12-1-0	19-18-0-1	1-1
5. Charlotte	76	36	32	3	5	80	.526	214	229	1078	17-17-2-2	19-15-1-3	6-5
6. Chicago	76	33	35	5	3	74	.487	194	228	1230	20-16-1-1	13-19-4-2	4-3
7. Manitoba	76	26	41	4	5	61	.401	180	250	1077	16-17-2-3	10-24-2-2	0-5
8. Iowa	76	24	41	5	6	59	.388	169	225	933	11-21-3-3	13-20-2-3	3-6
<b>Pacific Division</b>	<b>GP</b>	<b>W</b>	<b>L</b>	<b>OTL</b>	<b>SOL</b>	<b>PTS</b>	<b>PCT</b>	<b>GF</b>	<b>GA</b>	<b>PIM</b>	<b>HOME</b>	<b>ROAD</b>	<b>S/O</b>
1. y Ontario	68	44	19	4	1	93	.684	1103	192	138	22-8-3-1	22-11-1-0	0-1
2. x San Diego	68	39	23	4	2	84	.618	1269	208	200	20-10-3-1	19-13-1-1	4-2
3. x Texas	76	40	25	8	3	91	.599	878	277	246	21-11-6-0	19-14-2-3	3-3
4. x San Jose	68	31	26	8	3	73	.537	852	198	193	18-13-2-1	13-13-6-2	3-3
5. Bakersfield	68	31	28	7	2	71	.522	953	212	222	17-13-3-1	14-15-4-1	1-2
6. Stockton	68	32	32	2	2	68	.500	1055	194	224	22-11-1-0	10-21-1-2	4-2
7. San Antonio	76	33	35	8	0	74	.487	1136	213	240	15-20-3-0	18-15-5-0	3-0

x = Teams who clinched a playoff spot. y = Teams who clinched the division title

#### 2016 Playoffs

##### Conference Quarterfinals

Series A:	Hershey defeats Portland	(3-2)
Series B:	Wilkes-Barre/Scranton defeats Providence	(3-0)
Series C:	Toronto defeats Bridgeport	(3-0)
Series D:	Albany defeats Utica	(3-1)
Series E:	Grand Rapids defeats Milwaukee	(3-0)
Series F:	Lake Erie defeats Rockford	(3-0)
Series G:	Ontario defeats San Jose	(3-1)
Series H:	San Diego defeats Texas	(3-1)

##### Conference Semifinals

Series I:	Hershey defeats Wilkes-Barre/Scranton	(4-3)
Series J:	Toronto defeats Albany	(4-3)
Series K:	Lake Erie defeats Grand Rapids	(4-2)
Series L:	Ontario defeats San Diego	(4-1)

##### Conference Finals

Series M:	Hershey defeats Toronto	(4-1)
Series N:	Lake Erie defeats Ontario	(4-0)

##### Calder Cup Finals

Series O:	Lake Erie defeats Hershey	(4-0)
-----------	---------------------------	-------

#### 2015-16 Attendance Report

<b>TEAM</b>	<b>TOTAL</b>	<b>GAMES</b>	<b>AVERAGE</b>
Hershey	372,008	38	9,790
Lake Erie	326,654	38	8,596
Grand Rapids	324,629	38	8,543
Providence	319,601	38	8,411
Lehigh Valley	313,286	38	8,244
Chicago	302,580	38	7,963
San Diego	294,962	34	8,675
Ontario	291,366	34	8,570
Manitoba	276,845	38	7,285
Toronto	242,940	38	6,393
Milwaukee	234,404	38	6,196
San Antonio	233,212	38	6,137
<b>Rochester</b>	<b>230,550</b>	<b>38</b>	<b>6,067</b>
Iowa	222,135	38	5,846
Charlotte	218,494	38	5,750
St. John's	217,228	38	5,717
W-B/Scranton	214,885	38	5,655
Syracuse	205,583	38	5,410
Texas	192,652	38	5,067
Rockford	190,525	38	5,014
Bakersfield	176,613	34	5,195
Hartford	168,728	38	4,440
Stockton	158,011	34	4,647
San Jose	150,679	34	4,432
Bridgeport	149,727	38	3,940
Utica	146,680	38	3,860
Binghamton	144,852	38	3,812
Albany	127,889	38	3,366
Portland	127,806	38	3,363
Springfield	118,092	38	3,108
<b>TOTAL</b>	<b>6,693,526</b>	<b>1,120</b>	<b>5,982</b>



# AMERKS YEAR-BY-YEAR STANDINGS

## Record Book

### 2016-17 REGULAR SEASON STANDINGS

#### EASTERN CONFERENCE

Atlantic Division													
	GP	W	L	OTL	SOL	PTS	PCT	GF	GA	PIM	HOME	ROAD	S/O
1. y W-B/Scranton	76	51	20	3	2	107	.704	247	170	1029	27-9-0-2	24-11-3-0	1-2
2. x Lehigh Valley	76	48	23	5	0	101	.664	260	219	956	23-11-4-0	25-12-1-0	3-0
3. x Hershey	76	43	22	8	3	97	.638	252	211	1071	24-8-5-1	19-14-3-2	0-3
4. x Providence	76	43	23	6	4	96	.632	229	188	879	23-12-2-1	20-11-4-3	3-4
5. Bridgeport	76	44	28	3	1	92	.605	220	212	1088	25-13-0-0	19-15-3-1	5-1
6. Springfield	76	32	33	9	2	75	.493	197	206	1153	19-16-2-1	13-17-7-1	2-2
7. Hartford	76	24	46	4	2	54	.355	194	280	889	13-23-2-0	11-23-2-2	3-2
Northeast Division													
	GP	W	L	OTL	SOL	PTS	PCT	GF	GA	PIM	HOME	ROAD	S/O
1. y Syracuse	76	38	24	7	7	90	.592	232	227	1371	23-9-2-4	15-15-5-3	2-7
2. x Toronto	76	42	29	4	1	89	.586	245	207	1084	24-11-3-0	18-18-1-1	3-1
3. x Albany	76	39	32	2	3	83	.546	204	206	1147	22-13-1-2	17-19-1-1	3-3
4. x St. John's	76	36	30	8	2	82	.539	216	220	1162	17-15-5-1	19-15-3-1	3-2
5. Utica	76	35	32	7	2	79	.520	195	220	916	19-14-4-1	16-18-3-1	2-2
6. Rochester	76	32	41	0	3	67	.441	205	240	858	19-16-0-3	13-25-0-0	1-3
7. Binghamton	76	28	44	2	2	60	.395	190	266	944	15-21-1-1	13-23-1-1	3-2

#### WESTERN CONFERENCE

Central Division	GP	W	L	OTL	SOL	PTS	PCT	GF	GA	PIM	HOME	ROAD	S/O
1. y Chicago	76	44	19	8	5	101	.664	251	200	947	27-7-3-1	17-12-5-4	2-5
2. x Grand Rapids	76	47	23	1	5	100	.658	251	190	845	25-11-0-2	22-12-1-3	3-5
3. x Milwaukee	76	43	26	4	3	93	.612	225	215	1195	20-15-3-0	23-11-1-3	2-3
4. x Charlotte	76	39	29	7	1	86	.566	212	208	827	27-10-1-0	12-19-6-1	3-1
5. Cleveland	76	39	29	4	4	86	.566	195	198	1028	22-12-2-2	17-17-2-2	7-4
6. Iowa	76	36	31	7	2	81	.533	182	196	834	17-16-3-2	19-15-4-0	3-2
7. Manitoba	76	29	37	5	5	68	.447	197	242	1113	15-17-3-3	14-20-2-2	2-5
8. Rockford	76	25	39	9	3	62	.408	175	246	973	16-15-5-2	9-24-4-1	6-3
Pacific Division	GP	W	L	OTL	SOL	PTS	PCT	GF	GA	PIM	HOME	ROAD	S/O
1. y San Jose	68	43	16	4	5	95	.699	232	176	1051	24-6-2-2	19-10-2-3	1-5
2. x San Diego	68	43	20	3	2	91	.669	221	178	1002	23-9-1-1	20-11-2-1	4-2
3. x Ontario	68	36	21	10	1	83	.610	199	190	986	22-9-2-1	14-12-8-0	2-1
4. x Stockton	68	34	25	7	2	77	.566	212	192	1235	21-8-4-1	13-17-3-1	1-2
5. Bakersfield	68	33	29	5	1	72	.529	200	188	706	20-12-2-0	13-17-3-1	1-1
6. Tucson	68	29	31	8	0	66	.485	187	237	1126	17-14-3-0	12-17-5-0	3-0
7. Texas	76	34	37	1	4	73	.480	224	265	1054	20-16-0-2	14-21-1-2	3-4
8. San Antonio	76	27	42	5	2	61	.401	184	240	1025	14-18-5-1	13-24-0-1	2-2

x = Teams who clinched a playoff spot. y = Teams who clinched the division title

#### 2017 Playoffs

##### Conference Quarterfinals

Series A:	Providence defeats Wilkes-Barre/Scranton	(3-2)
Series B:	Hershey defeats Lehigh Valley	(3-2)
Series C:	Syracuse defeats St. John's	(3-1)
Series D:	Toronto defeats Albany	(3-1)
Series E:	Chicago defeats Charlotte	(3-2)
Series F:	Grand Rapids defeats Milwaukee	(3-0)
Series G:	San Jose defeats Stockton	(3-2)
Series H:	San Diego defeats Ontario	(3-2)

##### Conference Semifinals

Series I:	Providence defeats Hershey	(4-3)
Series J:	Syracuse defeats Toronto	(4-3)
Series K:	Grand Rapids defeats Chicago	(4-1)
Series L:	San Jose defeats San Diego	(4-1)

##### Conference Finals

Series M:	Syracuse defeats Providence	(4-1)
Series N:	Grand Rapids defeats San Jose	(4-1)

##### Calder Cup Finals

Series O:	Grand Rapids defeats Syracuse	(4-2)
-----------	-------------------------------	-------

#### 2016-17 Attendance Report

TEAM	TOTAL	GAMES	AVERAGE
Cleveland	349,503	38	9,197
Hershey	345,748	38	9,099
Providence	317,563	38	8,357
San Diego	316,368	34	9,305
Chicago	302,742	38	7,967
Grand Rapids	302,471	38	7,960
Lehigh Valley	299,250	38	7,875
Ontario	259,956	34	7,646
Laval	254,251	38	6,691
Toronto	254,022	38	6,685
Charlotte	238,266	38	6,270
Iowa	233,803	38	6,153
San Antonio	231,563	38	6,094
Wilkes-Barre/Scranton	211,166	38	5,557
Milwaukee	210,735	38	5,546
Syracuse	202,717	38	5,466
Texas	201,006	38	5,290
Manitoba	200,530	38	5,277
<b>Rochester</b>	<b>202,472</b>	<b>38</b>	<b>5,328</b>
Springfield	189,435	38	4,985
Bakersfield	164,153	34	4,828
Hartford	157,243	38	4,138
Bridgeport	148,868	38	3,918
Utica	148,846	38	3,917
Rockford	148,758	38	3,915
Binghamton	148,031	38	3,896
Tucson	143,370	34	4,217
San Jose	138,387	34	4,070
Belleville	137,102	38	3,608
Stockton	125,094	34	3,679
<b>TOTAL</b>	<b>6,498,733</b>	<b>1,116</b>	<b>5,823</b>



# AMERKS YEAR-BY-YEAR STANDINGS

## Record Book

### 2017-18 REGULAR SEASON STANDINGS

#### EASTERN CONFERENCE

Atlantic Division													
	GP	W	L	OTL	SOL	PTS	PCT	GF	GA	PIM	HOME	ROAD	S/O
1. y W-B/Scranton	76	51	20	3	2	107	.704	247	170	1029	27-9-0-2	24-11-3-0	1-2
2. x Lehigh Valley	76	48	23	5	0	101	.664	260	219	956	23-11-4-0	25-12-1-0	3-0
3. x Hershey	76	43	22	8	3	97	.638	252	211	1071	24-8-5-1	19-14-3-2	0-3
4. x Providence	76	43	23	6	4	96	.632	229	188	879	23-12-2-1	20-11-4-3	3-4
5. Bridgeport	76	44	28	3	1	92	.605	220	212	1088	25-13-0-0	19-15-3-1	5-1
6. Springfield	76	32	33	9	2	75	.493	197	206	1153	19-16-2-1	13-17-7-1	2-2
7. Hartford	76	24	46	4	2	54	.355	194	280	889	13-23-2-0	11-23-2-2	3-2
Northeast Division													
	GP	W	L	OTL	SOL	PTS	PCT	GF	GA	PIM	HOME	ROAD	S/O
1. y Toronto	76	54	18	2	2	112	.737	254	170	808	24-13-1-0	30-5-1-2	2-2
2. x Syracuse	76	46	22	3	5	100	.658	234	189	1225	24-11-2-1	22-11-1-4	3-5
3. x Rochester	76	37	22	11	6	91	.599	234	221	828	18-14-3-3	19-8-8-3	3-6
4. x Utica	76	38	26	8	4	88	.579	211	216	1164	17-14-4-3	21-12-4-1	6-4
5. Binghamton	76	25	38	9	4	63	.414	193	247	1066	13-19-4-2	12-19-5-2	2-4
6. Belleville	76	29	42	2	3	63	.414	194	266	1249	16-21-1-0	13-21-1-3	6-3
7. Laval	76	24	42	7	3	58	.382	206	281	1099	10-24-3-1	14-18-4-2	1-3

#### WESTERN CONFERENCE

Central Division													
GP	W	L	OTL	SOL	PTS	PCT	GF	GA	PIM	HOME	ROAD	S/O	
1. y Chicago	76	42	23	7	4	95	.625	244	208	848	24-10-2-2	18-13-5-2	3-4
2. x Grand Rapids	76	42	25	2	7	93	.612	237	210	914	20-15-1-2	22-10-1-5	6-7
3. x Manitoba	76	42	26	4	4	92	.605	253	198	1120	17-17-2-2	25-9-2-2	1-4
4. x Rockford	76	40	28	4	4	88	.579	239	234	785	22-13-2-1	18-15-2-3	6-4
5. Iowa	76	33	27	10	6	82	.539	232	246	846	18-15-3-2	15-12-7-4	1-6
6. Milwaukee	76	38	32	4	2	82	.539	216	235	948	19-15-2-2	19-17-2-0	11-2
7. Cleveland	76	25	41	7	3	60	.395	190	258	994	14-20-4-0	11-21-3-3	2-3
Pacific Division													
GP	W	L	OTL	SOL	PTS	PCT	GF	GA	PIM	HOME	ROAD	S/O	
1. y Tucson	68	42	20	5	1	90	.662	214	173	815	18-13-3-0	24-7-2-1	1-1
2. x Texas	76	38	24	8	6	90	.592	223	231	912	21-10-4-3	17-14-4-3	3-6
3. x Ontario	68	36	25	4	3	79	.581	200	194	947	21-11-1-1	15-14-3-2	1-3
4. x San Jose	68	34	26	4	4	76	.559	186	198	854	20-12-1-1	14-14-3-3	1-4
5. San Diego	68	36	28	3	1	76	.559	202	197	1075	20-13-1-0	16-15-2-1	4-1
6. Stockton	68	34	28	2	4	74	.544	211	204	974	16-16-0-2	18-12-2-2	2-4
7. Bakersfield	68	31	27	9	1	72	.529	188	206	793	15-13-5-1	16-14-4-0	3-1
8. San Antonio	76	35	31	10	0	80	.526	198	219	961	20-13-5-0	15-18-5-0	6-0

x = Teams who clinched a playoff spot. y = Teams who clinched the division title

#### 2018 Playoffs

##### Division Semifinals

Series A:	Lehigh Valley defeats Providence	(3-1)
Series B:	Charlotte defeats Wilkes-Barre/Scranton	(3-0)
Series C:	Toronto defeats Utica	(3-2)
Series D:	Syracuse defeats Rochester	(3-0)
Series E:	Rockford defeats Chicago	(3-0)
Series F:	Manitoba defeats Grand Rapids	(3-2)
Series G:	Tucson defeats San Jose	(3-1)
Series H:	Texas defeats Ontario	(3-1)

##### Conference Semifinals

Series I:	Lehigh Valley defeats Charlotte	(4-1)
Series J:	Toronto defeats Syracuse	(4-0)
Series K:	Rockford defeats Manitoba	(4-0)
Series L:	Texas defeats Tucson	(4-1)

##### Conference Finals

Series M:	Toronto defeats Lehigh Valley	(4-0)
Series N:	Texas defeats Rockford	(4-2)

##### Calder Cup Finals

Series O:	Toronto defeats Texas	(4-3)
-----------	-----------------------	-------

#### 2017-18 Attendance Report

TEAM	TOTAL	GAMES	AVERAGE
Hershey	353,759	38	9,309
Cleveland	344,094	38	9,055
Providence	313,994	38	8,263
Grand Rapids	313,312	38	8,245
Chicago	302,757	38	7,967
San Diego	301,776	34	8,876
Lehigh Valley	301,568	38	7,936
Ontario	274,300	34	8,068
San Antonio	243,509	38	6,408
Charlotte	234,787	38	6,179
Toronto	232,316	38	6,114
Iowa	228,727	38	6,019
Manitoba	214,913	38	5,656
Wilkes-Barre/Scranton	210,788	38	5,547
Syracuse	209,085	38	5,502
Milwaukee	205,516	38	5,408
Rochester	202,472	38	5,328
Texas	194,233	38	5,111
Springfield	177,247	38	4,664
Bakersfield	172,965	34	5,087
Rockford	164,466	38	4,328
Hartford	161,037	38	4,238
St. John's	155,914	38	4,103
Stockton	154,041	34	4,531
Bridgeport	148,291	38	3,902
Utica	147,060	38	3,870
San Jose	146,594	34	4,312
Binghamton	139,323	38	3,666
Tucson	137,843	34	4,054
Albany	112,046	38	2,949
<b>TOTAL</b>	<b>6,498,733</b>	<b>1,116</b>	<b>5,823</b>



# AMERKS YEAR-BY-YEAR STANDINGS

## Record Book

### 2018-19 REGULAR SEASON STANDINGS

#### EASTERN CONFERENCE

Atlantic Division													
	GP	W	L	OTL	SOL	PTS	PCT	GF	GA	PIM	HOME	ROAD	S/O
1. y Charlotte	76	51	17	7	1	110	.724	255	189	975	26-7-5-0	25-10-2-1	1-1
2. x Bridgeport	76	43	24	6	3	95	.625	233	228	1125	26-7-3-2	17-17-3-1	6-3
3. x Hershey	76	43	25	4	4	94	.618	211	215	998	25-10-2-1	18-15-2-3	8-4
4. x Providence	76	38	27	8	3	87	.572	228	212	963	24-9-4-1	14-18-4-2	2-3
5. Lehigh Valley	76	39	30	4	3	85	.559	240	244	911	21-15-1-1	18-15-3-2	5-3
6. Wilkes-Barre/Scranton	76	36	30	7	3	82	.539	232	228	1248	17-18-2-1	19-12-5-2	5-3
7. Springfield	76	33	29	9	5	80	.526	250	241	1128	19-11-6-2	14-18-3-3	0-5
8. Hartford	76	29	36	7	4	69	.454	209	266	953	17-15-5-1	12-21-2-3	2-4
Northeast Division													
	GP	W	L	OTL	SOL	PTS	PCT	GF	GA	PIM	HOME	ROAD	S/O
1. y Syracuse	76	47	21	4	4	102	.671	264	187	1084	27-8-1-2	20-13-3-2	3-4
2. x Rochester	76	46	23	5	2	99	.651	254	218	870	21-14-2-1	25-9-3-1	5-2
3. x Toronto	76	39	24	9	4	91	.599	248	243	832	161-15-6-1	23-9-3-3	1-4
4. x Cleveland	76	37	29	8	2	84	.553	232	234	865	19-13-5-1	18-16-3-1	5-2
5. Belleville	76	37	31	3	5	82	.539	228	228	870	22-12-1-3	15-19-2-2	4-5
6. Utica	76	34	34	6	2	76	.500	224	257	937	20-15-3-0	14-19-3-2	3-2
7. Laval	76	30	34	6	6	72	.474	195	231	877	18-13-3-4	12-21-3-2	3-6
8. Binghamton	76	28	41	7	0	63	.414	201	278	1030	17-17-4-0	11-24-3-0	1-0

#### WESTERN CONFERENCE

Central Division	GP	W	L	OTL	SOL	PTS	PCT	GF	GA	PIM	HOME	ROAD	S/O
1. y Chicago	76	44	22	6	4	98	.645	250	199	886	21-11-4-2	23-11-2-2	0-4
2. x Milwaukee	76	36	24	14	2	88	.579	217	207	977	18-13-6-1	18-11-8-1	4-2
3. x Iowa	76	37	26	8	5	87	.572	242	230	874	23-9-5-1	14-17-3-4	4-5
4. x Grand Rapids	76	38	27	7	4	87	.572	217	222	932	22-10-3-3	16-17-4-1	6-4
5. Manitoba	76	39	30	5	2	85	.559	197	219	1050	25-11-1-1	14-19-4-1	2-2
6. Texas	76	37	31	4	4	82	.539	238	231	791	23-11-2-2	14-20-2-2	1-4
7. Rockford	76	35	31	4	6	80	.526	184	214	715	21-14-1-2	14-17-3-4	4-6
8. San Antonio	76	31	38	6	1	69	.454	196	244	885	23-12-2-1	8-26-4-0	3-1
Pacific Division	GP	W	L	OTL	SOL	PTS	PCT	GF	GA	PIM	HOME	ROAD	S/O
1. y Bakersfield	68	42	21	3	2	89	.654	242	182	849	21-10-3-0	21-11-0-2	2-2
2. x San Jose	68	39	22	3	4	85	.625	227	197	714	22-10-1-1	17-12-2-3	4-4
3. x San Diego	68	36	24	5	3	80	.588	239	221	978	18-14-1-1	18-10-4-2	3-3
4. x Colorado	68	36	27	4	1	77	.566	191	204	1114	21-9-3-1	15-18-1-0	6-1
5. Tucson	68	34	26	5	3	76	.559	206	202	766	18-14-1-1	16-12-4-2	1-3
6. Stockton	68	31	31	4	2	68	.500	235	252	945	15-16-2-1	16-15-2-1	2-2
7. Ontario	68	25	33	6	4	60	.441	213	274	1069	15-14-3-2	10-19-3-2	2-4

x = Teams who clinched a playoff spot. y = Teams who clinched the division title

#### 2019 Playoffs

##### Division Semifinals

Series A:	Charlotte defeats Providence	(3-1)
Series B:	Hershey defeats Bridgeport	(3-2)
Series C:	Cleveland defeats Syracuse	(3-1)
Series D:	Toronto defeats Rochester	(3-0)
Series E:	Chicago defeats Grand Rapids	(3-2)
Series F:	Iowa defeats Milwaukee	(3-2)
Series G:	Bakersfield defeats Colorado	(3-1)
Series H:	San Diego defeats San Jose	(3-1)

##### Conference Semifinals

Series I:	Charlotte defeats Hershey	(4-0)
Series J:	Toronto defeats Cleveland	(4-0)
Series K:	Chicago defeats Iowa	(4-2)
Series L:	San Diego defeats Bakersfield	(4-2)

##### Conference Finals

Series M:	Charlotte defeats Toronto	(4-2)
Series N:	Chicago defeats San Diego	(4-2)

##### Calder Cup Finals

Series O:	Charlotte defeats Chicago	(4-1)
-----------	---------------------------	-------

#### 2018-19 Attendance Report

TEAM	TOTAL	GAMES	AVERAGE
Hershey	338,452	38	8,907
Cleveland	338,220	38	8,901
Grand Rapids	311,813	38	8,206
San Diego	306,722	34	9,021
Providence	305,711	38	8,045
Chicago	301,298	38	7,929
Lehigh Valley	293,352	38	7,720
Ontario	283,965	34	8,352
Charlotte	253,916	38	6,682
Toronto	243,912	38	6,419
Iowa	243,558	38	6,409
San Antonio	235,974	38	6,210
Syracuse	212,615	38	5,595
Laval	211,956	38	5,578
Wilkes-Barre/Scranton	210,876	38	5,549
Milwaukee	205,637	38	5,412
Texas	205,411	38	5,406
Rochester	199,997	38	5,263
Springfield	193,225	38	5,085
Manitoba	179,421	38	4,722
Colorado	174,768	34	5,140
Bakersfield	171,140	34	5,034
Bridgeport	156,052	38	4,107
Hartford	149,804	38	3,942
Utica	148,846	38	3,917
Rockford	147,306	38	3,876
Tucson	145,995	34	4,294
Binghamton	131,881	38	3,471
Stockton	125,444	34	3,690
San Jose	125,106	34	3,680
Belleville	116,541	38	3,067
<b>TOTAL</b>	<b>6,668,914</b>	<b>1,150</b>	<b>5,799</b>



# AMERKS YEAR-BY-YEAR STANDINGS

## Record Book

### 2019-20 REGULAR SEASON STANDINGS

#### EASTERN CONFERENCE

##### Atlantic Division

	GP	W	L	OTL	SOL	PTS	PCT	GF	GA	PIM	HOME	ROAD	S/O
1. y Providence	62	38	18	3	3	82	.661	197	154	854	17-10-2-2	21-8-1-1	5-3
2. Hershey	62	37	18	3	4	81	.653	187	157	713	21-8-1-2	16-10-2-2	4-4
3. Charlotte	61	34	22	5	0	73	.598	202	172	833	18-11-3-0	16-11-2-0	2-0
4. Hartford	62	31	20	6	5	73	.589	171	173	615	21-6-1-2	10-14-5-3	1-5
5. Springfield	61	31	27	3	0	65	.533	190	186	831	18-12-1-0	13-15-2-0	3-0
6. Wilkes-Barre/Scranton	63	29	26	3	5	66	.524	164	193	797	15-12-1-3	14-14-2-2	4-5
7. Lehigh Valley	62	24	28	3	7	58	.468	161	186	652	17-8-2-4	7-20-1-3	0-7
8. Bridgeport	63	23	33	5	2	53	.421	152	206	839	12-14-2-2	11-19-3-0	3-2

##### Northeast Division

	GP	W	L	OTL	SOL	PTS	PCT	GF	GA	PIM	HOME	ROAD	S/O
1. y Belleville	63	38	20	4	1	81	.643	234	197	807	15-15-1-1	23-5-3-0	3-1
2. Rochester	62	33	20	4	5	75	.605	181	173	618	16-7-3-5	17-13-1-0	2-5
3. Utica	61	34	22	3	2	73	.598	210	186	770	16-12-2-1	18-10-1-1	3-2
4. Binghamton	62	34	24	4	0	72	.581	189	182	631	20-9-3-0	14-15-1-0	6-0
5. Syracuse	62	30	23	4	5	69	.556	202	210	817	17-9-1-3	13-14-3-2	0-5
6. Laval	62	30	24	5	3	68	.548	183	182	750	17-9-2-2	13-15-3-1	6-3
7. Toronto	61	29	27	3	2	63	.516	206	212	689	19-11-0-0	10-16-3-2	1-2
8. Cleveland	62	24	31	5	2	55	.444	159	192	853	14-16-1-0	10-15-4-2	2-2

#### WESTERN CONFERENCE

##### Central Division

	GP	W	L	OTL	SOL	PTS	PCT	GF	GA	PIM	HOME	ROAD	S/O
1. y Milwaukee	63	41	14	5	3	90	.714	211	141	925	21-5-2-2	20-9-3-1	5-3
2. Iowa	63	37	18	4	4	82	.651	194	171	885	21-8-0-2	16-10-4-2	3-4
3. Grand Rapids	63	29	27	3	4	65	.516	177	193	727	15-11-2-3	14-16-1-1	2-4
4. Chicago	61	27	26	5	3	62	.508	155	175	704	13-12-3-2	14-14-2-1	2-3
5. Rockford	63	29	30	2	2	62	.492	156	187	817	17-14-0-1	12-16-2-1	4-2
6. Texas	62	27	28	3	4	61	.492	171	192	685	16-10-3-2	11-18-0-2	6-4
7. San Antonio	61	24	25	7	5	60	.492	161	184	701	12-11-3-5	12-14-4-0	1-5
8. Manitoba	61	27	33	1	0	55	.451	160	190	856	18-14-0-0	9-19-1-0	3-0

##### Pacific Division

	GP	W	L	OTL	SOL	PTS	PCT	GF	GA	PIM	HOME	ROAD	S/O
1. y Tucson	58	36	19	1	2	75	.647	198	163	654	17-9-1-1	19-10-0-1	3-2
2. Colorado	56	34	18	3	1	72	.643	188	162	683	18-10-1-1	16-8-2-0	3-1
3. Stockton	55	30	17	4	4	68	.618	194	170	730	14-10-3-1	16-7-1-3	2-4
4. San Diego	57	30	19	6	2	68	.596	185	164	662	15-8-3-2	15-11-3-0	2-2
5. Ontario	57	29	22	5	1	64	.561	166	198	892	11-9-5-1	18-13-0-0	2-1
6. Bakersfield	56	21	27	5	3	50	.446	162	202	723	9-13-5-1	12-14-0-2	3-3
7. San Jose	55	21	27	5	2	49	.445	179	192	670	12-15-3-0	9-12-2-2	0-2

y = Teams who clinched the division title

Remainder of the 2019-20 regular season and 2020 Calder Cup Playoffs were canceled on May 11, 2020 due to the COVID-19 pandemic. The AHL's standings - sorted by points percentage - and statistics as of March 12, 2020 are considered final and official.

#### 2019-20 Attendance Report

TEAM	TOTAL	GAMES	AVERAGE
Cleveland	280,318	31	9,043
Hershey	280,091	32	8,753
Providence	236,995	31	7,645
Grand Rapids	231,431	31	7,466
Lehigh Valley	221,552	31	7,147
Chicago	215,562	30	7,185
San Diego	212,296	28	7,582
Ontario	212,074	26	8,157
Charlotte	210,190	32	6,568
Iowa	196,896	31	6,351
San Antonio	187,518	31	6,049
Laval	186,523	30	6,217
Toronto	169,447	30	5,648
Syracuse	164,710	30	5,490
Springfield	163,118	31	5,262
Texas	162,458	31	5,241
Manitoba	158,739	32	4,961
W-B/Scranton	157,123	31	5,068
Colorado	155,380	30	5,179
Milwaukee	150,983	30	5,033
<b>Rochester</b>	<b>149,656</b>	<b>31</b>	<b>4,828</b>
Bakersfield	148,558	28	5,306
Utica	121,895	31	3,932
Rockford	120,290	32	3,759
Hartford	119,015	30	3,967
Tucson	113,594	28	4,057
Bridgeport	106,112	30	3,537
San Jose	105,367	30	3,512
Binghamton	104,075	32	3,252
Belleville	91,742	32	2,867
Stockton	77,871	28	2,781
<b>TOTAL</b>	<b>5,211,579</b>	<b>941</b>	<b>5,538</b>



# AMERKS YEAR-BY-YEAR STANDINGS

## Record Book

### 2020-21 REGULAR SEASON STANDINGS \*

Atlantic Division	GP	W	L	OTL	SOL	PTS	PCT	GF	GA	PIM	HOME	ROAD	S/O
1. y Providence	25	15	6	2	2	34	.680	78	60	356	7-4-1-1	8-2-1-1	0-2
2. Hartford	24	14	9	1	0	29	.604	82	74	315	6-6-0-0	8-3-1-0	0-0
3. Bridgeport	24	8	14	2	0	18	.375	59	81	284	4-6-2-0	4-8-0-0	2-0
Northeast Division	GP	W	L	OTL	SOL	PTS	PCT	GF	GA	PIM	HOME	ROAD	S/O
1. y Hershey	33	24	7	2	0	50	.758	110	77	575	14-1-2-0	10-6-0-0	1-0
2. Lehigh Valley	32	18	7	4	2	43	.672	96	92	342	9-3-2-1	9-4-2-1	1-2
3. Syracuse	32	19	10	3	0	41	.641	120	93	351	10-6-0-0	9-4-3-0	1-0
4. Utica	28	16	11	0	1	33	.589	89	88	352	11-2-0-0	5-9-0-1	2-1
5. Wilkes-Barre/Scranton	32	13	13	4	2	32	.500	92	107	364	7-5-3-1	6-8-1-1	0-2
6. Rochester	29	11	15	2	1	25	.431	89	116	429	4-9-2-0	7-6-0-1	2-1
7. Binghamton	35	7	20	5	2	22	.314	89	127	440	3-10-2-2	4-10-3-0	2-2
Canadian Division	GP	W	L	OTL	SOL	PTS	PCT	GF	GA	PIM	HOME	ROAD	S/O
1. y Laval	36	23	9	3	1	50	.694	113	87	433	9-6-3-0	14-3-0-1	1-1
2. Manitoba	36	18	13	3	2	41	.569	109	102	362	11-7-2-1	7-6-1-1	2-2
3. Belleville	35	18	16	1	0	37	.529	102	111	443	9-9-0-0	9-7-1-0	1-0
4. Toronto	35	16	17	0	2	34	.486	111	119	319	7-10-0-1	9-7-0-1	0-2
5. Stockton	30	11	17	2	0	24	.400	79	95	377	2-8-1-0	9-9-1-0	1-0
Central Division	GP	W	L	OTL	SOL	PTS	PCT	GF	GA	PIM	HOME	ROAD	S/O
1. y Chicago	33	21	9	1	2	45	.682	132	94	529	12-3-0-1	9-6-1-1	0-2
2. Cleveland	29	16	10	1	2	35	.603	101	86	410	8-5-0-1	8-5-1-1	1-2
3. Grand Rapids	32	16	12	3	1	36	.563	96	97	428	8-4-3-1	8-8-0-0	0-1
4. Iowa	34	17	13	4	0	38	.559	107	113	644	9-6-2-0	8-7-2-0	0-0
5. Texas	38	17	18	3	0	37	.487	117	124	375	8-8-3-0	9-10-0-0	2-0
6. Rockford	32	12	19	1	0	25	.391	89	115	390	8-9-0-0	4-10-1-0	2-0
Pacific Division	GP	W	L	OTL	SOL	PTS	PCT	GF	GA	PIM	HOME	ROAD	S/O
1. y Henderson	39	25	13	0	1	51	.654	125	102	497	14-5-0-1	11-8-0-0	1-1
2. Bakersfield	39	24	14	0	1	49	.628	129	104	409	14-4-0-1	10-10-0-0	2-1
3. San Diego	44	26	17	1	0	53	.602	153	142	573	15-6-1-0	11-11-0-0	0-0
4. San Jose	36	15	15	4	2	36	.500	105	127	465	10-6-2-1	5-9-2-1	0-2
5. Colorado	34	15	15	3	1	34	.500	101	104	318	7-7-2-1	8-8-1-0	0-1
6. Ontario	40	17	19	4	0	38	.475	136	149	418	6-10-4-0	11-9-0-0	1-0
7. Tucson	36	13	20	3	0	29	.403	103	126	405	4-12-1-0	9-8-2-0	0-0

y = Teams who clinched the division title

\*The AHL elected not to host the Calder Cup Playoffs in its traditional format following the 2020-21 regular season.

### 2020-21 Attendance Report

TEAM	TOTAL	GAMES	AVERAGE
Iowa	55,645	17	3,273
Cleveland	53,548	14	3,825
Texas	39,967	19	2,104
Henderson	27,004	20	1,350
Hershey	17,093	17	1,005
Tucson	14,500	17	853
Wilkes-Barre/Scranton	12,519	16	782
Grand Rapids	9,887	16	618
Bakersfield	4,928	19	259
Utica	3,952	13	304
Belleville	--	18	--
Binghamton	--	18	--
Bridgeport	--	12	--
Chicago	--	16	--
Colorado	--	17	--
Hartford	--	12	--
Laval	--	18	--
Lehigh Valley	--	15	--
Manitoba	--	21	--
Ontario	--	20	--
Providence	--	13	--
Rochester	--	15	--
Rockford	--	17	--
San Diego	--	22	--
San Jose	--	19	--
Stockton	--	11	--
Syracuse	--	16	--
Toronto	--	18	--



# AMERKS ALL-TIME YEAR-BY-YEAR STATISTICS

## Record Book

### 1956-57 REGULAR SEASON PLAYER STATS

PLAYER	GP	G	A	PTS	PIM
Bronco Horvath	56	37	44	81	39
Eddie Mazur	47	24	40	64	90
Paul Masnick	64	24	38	62	46
Gordie Hannigan	64	21	40	61	111
Ab McDonald	64	21	31	52	8
Earl Balfour	63	21	16	37	38
Al Langlois	47	5	24	29	64
Billy Harris	43	5	20	25	15
Joe Lund	45	9	15	24	31
Gary Aldcorn	42	13	10	23	28
Ron Hurst	26	7	16	23	58
Gary Collins	33	6	17	23	6
Mike Nykoluk	28	9	13	22	30
Benny Woit	47	4	12	16	54
Bob Baun	46	2	13	15	117
Brian Cullen	9	2	10	12	2
Barry Cullen	7	4	4	8	6
Hec Lalonde	13	5	2	7	17
Tommy Williams	62	0	6	6	18
Al MacNeil	13	0	4	4	35
Glen Cressman	13	2	1	3	4
Bob Duncan	10	1	2	3	16
Bud MacPherson	7	0	3	3	12
Noel Price	1	1	1	2	0
Bob Turner	8	0	2	2	4
Mickey Keating	7	1	0	1	4
John Annable	1	0	0	0	0
Gil Boisvert (G)	1	0	0	0	0
Billy Carter	1	0	0	0	0
Bob Nevin	1	0	0	0	0
Jacques Deslauriers	2	0	1	1	0
Lou Marcon	2	0	0	0	0
Bob Perreault (G)	24	0	0	0	0
Charlie Hodge (G)	41	0	0	0	0
<b>TOTALS</b>	<b>64</b>	<b>224</b>	<b>385</b>	<b>609</b>	<b>853</b>

GOALIE	GP	GA	SO	EN	AVE.	RECORD
Gil Boisvert	1	1	0	0	1.00	1-0-0
Bob Perreault	24	66	3	0	2.75	16-7-0
Charlie Hodge	41	132	2	0	3.22	17-18-5
<b>TOTALS</b>	<b>64</b>	<b>199</b>	<b>5</b>	<b>0</b>	<b>3.11</b>	<b>34-25-5</b>

	GP	W	L	T	PTS	GF	GA
Rochester	64	34	25	5	73	224	199
Opponents	64	25	34	5	55	199	224

### 1957-58 REGULAR SEASON PLAYER STATS

PLAYER	GP	G	A	PTS	PIM
Ab McDonald	70	30	33	63	18
Skippy Burchell	70	20	40	60	65
Earl Balfour	70	27	31	58	58
Mike Nykoluk	69	14	37	51	45
Eddie Mazur	59	22	25	47	67
Stan Smrke	63	20	19	39	32
Ron Hurst	59	12	22	34	120
Noel Price	69	4	20	24	153
Ken Girard	52	13	10	23	2
Al MacNeil	54	3	18	21	91
Ray Cyr	48	7	12	19	2
Gary Collins	27	7	7	14	4
Joe Lund	38	3	11	14	20
Claude Laforge	14	7	6	13	10
Rudy Migay	15	5	8	13	18
Tommy Williams	70	1	12	13	22
Gary Aldcorn	11	2	10	12	22
Al Langlois	68	0	11	11	88
Benny Woit	52	2	7	9	40
Gerry James	15	2	4	6	46
Pat Hannigan	8	0	4	4	4
Cecil Hoekstra	13	1	2	3	0
Del Topoll	6	1	1	2	2
Bob Nevin	1	0	2	2	2
Bill Carter	1	1	0	1	0
Ron Atwell	6	1	0	1	2
Hugh Bolton	5	0	1	1	2
Ralph Backstrom	2	0	0	0	0
Jerry Fleury (G)	2	0	0	0	0
Dick Van Impe	2	0	0	0	0
Gerry McNeil (G)	68	0	0	0	10
<b>TOTALS</b>	<b>70</b>	<b>205</b>	<b>353</b>	<b>558</b>	<b>945</b>

GOALIE	GP	GA	SO	EN	AVE.	RECORD
Gerry McNeil	68	229	5	3	3.37	29-33-6
Jerry Fleury	2	10	0	0	5.00	0-2-0
<b>TOTALS</b>	<b>70</b>	<b>239</b>	<b>5</b>	<b>3</b>	<b>3.11</b>	<b>29-35-6</b>

	GP	W	L	T	PTS	GF	GA
Rochester	70	29	35	6	64	205	242
Opponents	70	35	29	6	76	242	205



# AMERKS ALL-TIME YEAR-BY-YEAR STATISTICS

## Record Book

### 1958-59 REGULAR SEASON PLAYER STATS

PLAYER	GP	G	A	PTS	PIM
Billy Hicke	69	41	56	97	41
Rudy Migay	51	24	58	82	100
Gary Aldcorn	66	37	42	79	52
Cecil Hoekstra	70	26	24	50	4
Guy Rousseau	65	20	20	40	22
Steve Kraftcheck	60	2	37	39	42
Murray Balfour	67	14	23	37	181
Dave Creighton	33	14	17	31	46
Jimmy Moore	45	6	22	28	17
Billy Carter	69	7	19	26	10
Terry Gray	45	10	14	24	14
Willie Marshall	19	7	16	23	6
Reg Fleming	70	6	16	22	112
Claude Labrosse	70	7	12	19	63
Al MacNeil	69	4	13	17	119
Dick Bouchard	43	2	11	13	19
Marcel Bonin	7	3	5	8	4
Bo Elik	14	1	7	8	28
Norm Johnson	14	3	4	7	8
Gordie Redahl	15	4	2	6	2
Bob Nevin	21	3	3	6	6
Gilles Tremblay	3	1	1	2	2
Carl Brewer	1	0	1	1	2
Max Mekilok	2	0	1	1	0
Bill Sutherland	1	0	0	0	0
Floyd Curry	2	0	0	0	4
John Longarini	2	0	0	0	2
Ken Mosdell	2	0	0	0	0
Bob Rousseau	2	0	0	0	0
J.C. Tremblay	3	0	0	0	0
Charlie Hodge (G)	4	0	0	0	0
Tommy Williams	13	0	0	0	2
Gerry McNeil (G)	66	0	0	0	2
<b>TOTALS</b>	<b>70</b>	<b>242</b>	<b>424</b>	<b>666</b>	<b>910</b>

GOALIE	GP	GA	SO	EN	AVE.	RECORD
Gerry McNeil	66	190	2	6	2.88	32-29-5
Charlie Hodge	4	12	0	1	3.00	2-2-0
<b>TOTALS</b>	<b>70</b>	<b>202</b>	<b>2</b>	<b>7</b>	<b>2.88</b>	<b>34-31-5</b>

	GP	W	L	T	PTS	GF	GA
Rochester	70	34	31	5	73	242	209
Opponents	70	31	34	5	67	209	242

### 1959-60 REGULAR SEASON PLAYER STATS

PLAYER	GP	G	A	PTS	PIM
Stan Smrke	67	40	36	76	18
Bob Nevin	71	32	42	74	10
Hank Ciesla	64	27	44	71	31
Rudy Migay	50	16	48	64	50
Pat Hannigan	65	29	33	62	91
Dave Creighton	58	25	34	59	30
Bill Saunders	72	24	28	52	38
Dick Van Impe	59	25	24	49	51
Cecil Hoekstra	69	17	32	49	2
Steve Kraftcheck	68	1	41	42	47
Guy Rousseau	42	15	16	31	16
Claude Labrosse	71	3	28	31	48
Ted Hampson	29	6	18	24	9
Dick Mattiussi	72	2	20	22	76
Al MacNeil	49	4	16	20	44
Howie Young	68	7	7	14	170
Billy Hicke	14	8	5	13	22
Joe Crozier	25	1	11	12	12
Reg Fleming	9	1	5	6	4
Gary Collins	15	2	3	5	4
Ed Babiuk (G)	1	0	0	0	0
Bill White	1	0	0	0	0
Don Hall	2	0	0	0	0
Gerry McNamara (G)	2	0	0	0	2
Ivan Wamsley (G)	2	0	0	0	0
Roger Cote	5	0	0	0	12
Ed Chadwick (G)	67	0	0	0	2
<b>TOTALS</b>	<b>72</b>	<b>285</b>	<b>491</b>	<b>776</b>	<b>785</b>

GOALIE	GP	GA	SO	EN	AVE.	RECORD
Ed Babiuk	1	2	0	0	2.00	1-0-0
Ed Chadwick	67	184	4	5	2.75	39-24-4
Ivan Wamsley	2	7	0	0	3.50	0-1-0
Gerry McNamara	2	13	0	0	6.50	0-2-0
<b>TOTALS</b>	<b>72</b>	<b>206</b>	<b>4</b>	<b>5</b>	<b>2.86</b>	<b>40-27-5</b>

	GP	W	L	T	PTS	GF	GA
Rochester	72	40	27	5	85	285	211
Opponents	72	27	40	5	59	211	285



# AMERKS ALL-TIME YEAR-BY-YEAR STATISTICS

## Record Book

### 1960-61 REGULAR SEASON PLAYER STATS

PLAYER	GP	G	A	PTS	PIM
Hank Ciesla	70	30	44	74	23
Dave Creighton	71	30	42	72	31
Duke Edmondson	68	25	44	69	62
Guy Rousseau	71	26	41	67	30
Wally Boyer	70	24	33	57	31
Dick Van Impe	60	21	35	56	60
Gerry Ehman	53	32	23	55	14
Gene Ubriaco	50	16	24	40	15
Steve Kraftcheck	71	3	37	40	26
Dick Mattiussi	61	3	23	26	141
Stan Smrke	21	10	12	22	6
Alex Faulkner	41	5	13	18	6
John MacMillan	38	8	7	15	14
Roger Cote	71	5	9	14	224
Joe Crozier	35	1	13	14	14
Jim Pappin	22	7	4	11	4
Pat Hannigan	13	5	6	11	4
Bill White	47	1	9	10	37
Mike Donaldson	71	1	5	6	85
Ron Howell	22	4	1	5	2
John Wilson	2	2	2	4	0
Bill Saunders	10	2	2	4	0
Ken Girard	9	0	3	3	0
Gerry McNamara (G)	1	0	0	0	0
Darryl Sly	2	0	0	0	0
Gary Jarrett	6	0	0	0	2
Ed Chadwick (G)	71	0	0	0	0
<b>TOTALS</b>	<b>72</b>	<b>261</b>	<b>432</b>	<b>693</b>	<b>821</b>

GOALIE	GP	GA	SO	EN	AVE.	RECORD
Ed Chadwick	71	236	2	2	3.32	32-35-4
Gerry McNamara	1	5	0	1	5.00	0-1-0
<b>TOTALS</b>	<b>72</b>	<b>241</b>	<b>2</b>	<b>3</b>	<b>3.34</b>	<b>32-36-4</b>

	GP	W	L	T	PTS	GF	GA
Rochester	72	32	36	4	68	261	244
Opponents	72	36	32	4	76	244	261

### 1961-62 REGULAR SEASON PLAYER STATS

PLAYER	GP	G	A	PTS	PIM
Alex Faulkner	65	19	54	73	26
Dick Gamble	66	39	29	68	32
Gerry Ehman	66	29	37	66	26
Bruce Draper	70	25	40	65	31
Jim Pappin	69	28	21	49	105
Steve Kraftcheck	69	4	41	45	45
Wally Boyer	67	20	21	41	67
Bill Dineen	70	19	19	38	20
Larry Keenan	57	11	19	30	20
Stan Smrke	40	7	19	26	14
Bill White	67	5	21	26	58
Darryl Sly	70	8	16	24	50
Les Kozak	45	14	9	23	31
Roger Cote	51	0	16	16	113
Larry Hillman	26	1	14	15	16
Mike Donaldson	58	1	8	9	83
Gary Jarrett	5	3	1	4	6
Dunc MacDonald	4	1	3	4	0
Arnie Brown	3	0	3	3	2
Dave Dryden (G)	1	0	0	0	0
Bill Smith	1	0	0	0	0
Brian Conacher	3	0	0	0	2
Gerry Cheevers (G)	24	0	0	0	0
Don Simmons (G)	51	0	0	0	14
<b>TOTALS</b>	<b>70</b>	<b>234</b>	<b>391</b>	<b>625</b>	<b>753</b>

GOALIE	GP	GA	SO	EN	AVE.	RECORD
Dave Dryden	1	2	0	0	3.00	0-0-1
Don Simmons	51	166	0	3	3.30	24-22-4
Gerry McNamara	19	66	1	3	3.32	9-9-1
<b>TOTALS</b>	<b>70</b>	<b>234</b>	<b>1</b>	<b>6</b>	<b>3.34</b>	<b>33-31-6</b>

	GP	W	L	T	PTS	GF	GA
Rochester	70	33	31	6	72	234	240
Opponents	70	31	33	6	68	240	234



# AMERKS ALL-TIME YEAR-BY-YEAR STATISTICS

## Record Book

### 1962-63 REGULAR SEASON PLAYER STATS

PLAYER	GP	G	A	PTS	PIM
Gerry Ehman	72	30	40	70	32
Gene Ubriaco	72	22	48	70	21
Dick Gamble	70	35	22	57	16
Jim Pappin	72	34	23	57	100
Stan Smrke	71	22	25	47	16
John MacMillan	57	22	23	45	37
Larry Keenan	64	11	28	39	24
Lou Angotti	39	16	15	31	19
Bob Armstrong	70	1	28	29	89
Ed Lawson	43	9	19	28	19
Arnie Brown	71	4	24	28	143
Al Arbour	63	6	21	27	97
Bruce Draper	55	8	18	26	12
Bronco Horvath	18	7	15	22	6
Darryl Sly	70	4	14	18	52
Barry Trapp	69	1	9	10	49
Norm Armstrong	18	1	6	7	30
Rudy Migay	2	1	1	2	4
Rod Seiling	1	1	0	1	0
Gaston Brassard	1	0	0	0	0
Dunc MacDonald	2	0	0	0	0
Ed Babiuk	3	0	0	0	0
Don Simmons (G)	9	0	0	0	0
Bob Perreault (G)	10	0	0	0	2
Gerry Cheevers (G)	19	0	0	0	2
Gerry McNamara (G)	32	0	0	0	15
<b>TOTALS</b>	<b>72</b>	<b>241</b>	<b>401</b>	<b>642</b>	<b>826</b>

GOALIE	GP	GA	SO	EN	AVE.	RECORD
Bob Perreault	10	27	0	0	2.70	4-4-2
Don Simmons	9	27	1	2	3.00	4-5-0
Gerry McNamara	32	123	1	0	3.84	9-19-3
Gerry Cheevers	19	75	1	0	3.95	7-9-3
Ed Babiuk	3	12	0	0	4.00	0-2-0
<b>TOTALS</b>	<b>70</b>	<b>234</b>	<b>3</b>	<b>2</b>	<b>3.34</b>	<b>33-31-6</b>

	GP	W	L	T	PTS	GF	GA
Rochester	72	24	39	9	57	241	270
Opponents	72	39	24	9	87	270	241

### 1963-64 REGULAR SEASON PLAYER STATS

PLAYER	GP	G	A	PTS	PIM
Gerry Ehman	66	36	49	85	26
Bronco Horvath	70	25	59	84	28
Dick Gamble	72	34	34	68	4
Lou Angotti	60	15	30	45	28
Stan Smrke	59	23	19	42	26
Wally Boyer	52	20	19	39	35
Les Duff	60	11	23	34	64
Darryl Sly	72	16	16	32	41
Norm Armstrong	67	17	13	30	112
Ed Litzenberger	33	15	14	29	26
Arnie Brown	47	4	23	27	119
Ed Lawson	72	7	16	23	44
Al Arbour	60	3	19	22	62
Kent Douglas	27	6	13	19	38
Larry Hillman	32	1	18	19	48
Jim Pappin	16	10	6	16	16
Don Cherry	70	5	11	16	106
Mike Corbett	50	5	10	15	18
Duane Rupp	15	1	4	5	16
Peter Stenkowski	3	1	1	2	0
Gus Brassard	5	1	1	2	2
Gary Jarrett	5	0	1	1	0
Gerry Cheevers (G)	66	0	1	1	6
Dunc MacDonald	1	0	0	0	0
Bill Flett	1	0	0	0	0
Mike Walton	2	0	0	0	0
Rod Seiling	2	0	0	0	0
Terry Clancy	3	0	0	0	0
Andre Champagne	3	0	0	0	0
Jack Chipchase	4	0	0	0	2
Barry Trapp	8	0	0	0	6
Ed Babiuk (G)	8	0	0	0	0
<b>TOTALS</b>	<b>72</b>	<b>256</b>	<b>400</b>	<b>656</b>	<b>873</b>

GOALIE	GP	GA	SO	EN	AVE.	RECORD
Gerry Cheevers	66	187	3	1	2.84	37-25-2
Ed Babiuk	8	34	0	1	4.25	3-5-0
<b>TOTALS</b>	<b>72</b>	<b>221</b>	<b>3</b>	<b>2</b>	<b>2.99</b>	<b>40-30-2</b>

	GP	W	L	T	PTS	GF	GA
Rochester	72	40	30	2	82	256	223
Opponents	72	30	40	2	62	223	256



# AMERKS ALL-TIME YEAR-BY-YEAR STATISTICS

## Record Book

### 1964-65 REGULAR SEASON PLAYER STATS

PLAYER	GP	G	A	PTS	PIM
Bronco Horvath	72	38	68	106	24
Stan Smrke	71	33	59	92	28
Gerry Ehman	70	38	49	87	20
Ed Litzenberger	72	25	61	86	34
Dick Gamble	70	48	29	77	16
Wally Boyer	70	20	41	61	28
Larry Hillman	71	9	43	52	98
Norm Armstrong	70	32	14	46	123
Les Duff	71	11	30	41	128
Peter Stenkowski	35	17	22	39	52
Duane Rupp	71	4	30	34	50
Jim Pappin	22	14	11	25	36
Darryl Sly	72	3	18	21	56
Al Arbour	71	1	16	17	88
Don McKenney	18	7	9	16	4
Billy Harris	11	4	10	14	6
Don Cherry	62	4	8	12	56
Terry Clancy	30	1	5	6	6
Freeman Asmundson	19	1	1	2	4
Gerry Cheevers (G)	72	0	1	1	26
Gary Smith (G)	1	0	0	0	0
Ray Dupont	2	0	0	0	0
Nick Harbaruk	2	0	0	0	0
Claude Labrosse	2	0	0	0	0
<b>TOTALS</b>	<b>72</b>	<b>310</b>	<b>525</b>	<b>835</b>	<b>883</b>

GOALIE	GP	MIN	GA	SO	EN	AVE.	RECORD
Gerry Cheevers	72	4,359	195	5	3	2.68	48-21-3
Gary Smith	1	2	0	0	1	0.00	0-0-0
<b>TOTALS</b>	<b>72</b>	<b>4,361</b>	<b>195</b>	<b>5</b>	<b>4</b>	<b>2.68</b>	<b>48-21-3</b>

	GP	W	L	T	PTS	GF	GA
Rochester	72	48	21	3	99	310	199
Opponents	72	21	48	3	45	199	310

### 1965-66 REGULAR SEASON PLAYER STATS

PLAYER	GP	G	A	PTS	PIM
Dick Gamble	71	47	51	98	22
Gerry Ehman	70	39	49	88	28
Jim Pappin	63	36	51	87	116
Mike Walton	68	35	51	86	67
Bronco Horvath	70	27	48	75	34
Duane Rupp	70	7	34	41	86
Norm Armstrong	67	14	26	40	146
Stan Smrke	50	11	20	31	8
Brian Conacher	69	14	16	30	66
Larry Jeffrey	51	10	20	30	36
Ed Litzenberger	47	7	15	22	10
Larry Hillman	22	2	20	22	34
Darryl Sly	67	5	15	20	49
Don Cherry	56	5	11	16	61
Les Duff	53	5	10	15	50
Wally Boyer	19	3	10	13	13
Al Arbour	59	2	11	13	86
Ed Joyal	9	9	1	10	6
Pete Stenkowski	7	5	5	10	8
Ed Shack	8	3	4	7	12
Claude Labrosse	12	0	4	4	6
Darryl Edestrand	17	1	2	3	10
Marc Reaume	2	0	3	3	2
Mike Corrigan	3	1	0	1	4
Jim McKenny	1	0	1	1	0
Bob Perreault (G)	41	0	1	1	16
Gary Smith (G)	37	0	1	1	6
Neil Clark	4	0	0	0	0
Rollie Wilcox	2	0	0	0	2
Ted Baylis	1	0	0	0	2
Brent Imlach	1	0	0	0	2
Doug Dunville	1	0	0	0	0
Lowell MacDonald	1	0	0	0	0
Gerry Meehan	1	0	0	0	0
Andre Champagne	1	0	0	0	0
<b>TOTALS</b>	<b>72</b>	<b>288</b>	<b>480</b>	<b>768</b>	<b>988</b>

GOALIE	GP	GA	SO	EN	AVE.	RECORD
Gary Smith	37	2,038	97	2	2	2.86
Bob Perreault	41	2,361	121	3	1	3.07
<b>TOTALS</b>	<b>72</b>	<b>4,339</b>	<b>218</b>	<b>5</b>	<b>3</b>	<b>2.97</b>

	GP	W	L	T	PTS	GF	GA
Rochester	72	46	21	5	97	288	221
Opponents	72	21	46	5	47	221	288



# AMERKS ALL-TIME YEAR-BY-YEAR STATISTICS

## Record Book

### 1966-67 REGULAR SEASON PLAYER STATS

PLAYER	GP	G	A	PTS	PIM
Dick Gamble	72	46	37	83	22
Ed Joyal	32	51	83	10	
Bronco Horvath	72	29	49	78	54
Gerry Ehman	68	33	36	69	27
Stan Smrke	71	31	30	61	24
Don Blackburn	70	20	37	57	24
Mike Walton	36	19	33	52	28
Norm Armstrong	57	15	32	47	77
Duane Rupp	59	7	35	42	84
Terry Clancy	72	14	24	38	51
Darryl Sly	72	8	25	33	56
Mike Corrigan	49	11	21	32	34
Don Cherry	72	6	24	30	61
Al Arbour	71	3	19	22	48
Kent Douglas	11	7	9	16	6
John Brenneman	13	3	10	13	4
Larry Hillman	12	1	12	13	16
Les Duff	67	3	9	12	32
Wayne Carleton	13	5	5	10	8
Jim McKenny	19	3	6	9	10
Jim Pappin	6	4	3	7	4
Gordie Redahl	6	0	3	3	0
Darryl Edestrand	7	0	1	1	4
Bob Perreault (G)	54	0	1	1	9
Gary Unger	1	0	0	0	0
Barry Watson	1	0	0	0	0
Bruce Gamble (G)	5	0	0	0	0
Gary Smith (G)	17	0	0	0	0
<b>TOTALS</b>	<b>72</b>	<b>300</b>	<b>512</b>	<b>812</b>	<b>693</b>

GOALIE	GP	MIN	GA	SO	EN	AVE.	RECORD
Gary Smith	17	871	38	1	0	2.61	7-4-4
Bob Perreault	54	3,149	158	4	2	3.01	28-19-5
Bruce Gamble	5	300	25	0	0	5.00	3-2-0
<b>TOTALS</b>	<b>72</b>	<b>4,320</b>	<b>195</b>	<b>5</b>	<b>4</b>	<b>2.68</b>	<b>48-21-3</b>

	GP	W	L	T	PTS	GF	GA
Rochester	72	38	25	9	85	300	223
Opponents	72	25	38	9	59	223	300

### 1967-68 REGULAR SEASON PLAYER STATS

PLAYER	GP	G	A	PTS	PIM
Bob Barlow	72	43	52	95	72
Bryan Hextall	72	24	47	71	134
Len Lunde	37	19	33	52	13
Bronco Horvath	44	15	29	44	10
Dick Gamble	67	20	22	42	18
Milan Marcetta	29	18	21	39	4
Bob Cook	61	22	16	38	95
Norm Armstrong	54	13	25	38	112
Duke Harris	38	10	27	37	12
Jim McKenny	46	10	22	32	33
Murray Hall	38	17	14	31	19
Ted Taylor	37	14	16	30	54
Marc Reaume	70	8	22	30	40
Jean Paul Parise	30	10	18	28	37
Darryl Sly	52	3	22	25	36
Don Cherry	68	6	15	21	74
Mike Byers	31	7	8	15	0
Don Johns	42	1	13	14	32
Les Duff	64	5	8	13	26
Andre Champagne	48	2	5	7	14
Jim Pappin	5	1	5	6	16
Brian Conacher	5	2	2	4	6
Gary Unger	5	1	3	4	6
Jim Dorey	20	0	3	3	16
Ken Block	24	1	1	2	0
Larry Hillman	6	0	1	1	0
Bob Perreault (G)	57	0	1	1	2
Gary Bauman (G)	3	0	0	0	0
Jack Chipchase	6	0	0	0	0
Carl Wetzel (G)	11	0	0	0	0
Lynn Zimmerman (G)	13	0	0	0	0
<b>TOTALS</b>	<b>72</b>	<b>272</b>	<b>451</b>	<b>723</b>	<b>885</b>

GOALIE	GP	MIN	GA	SO	EN	AVE.	RECORD
Bob Perreault	57	3,101	149	6	5	2.88	29-16-7
Carl Wetzel	10	495	28	1	0	3.39	4-6-0
Lynn Zimmerman	13	584	40	1	1	4.19	4-2-2
Garry Bauman	3	140	10	0	0	4.29	1-1-0
<b>TOTALS</b>	<b>72</b>	<b>4,320</b>	<b>227</b>	<b>8</b>	<b>6</b>	<b>3.20</b>	<b>38-25-9</b>

	GP	W	L	T	PTS	GF	GA
Rochester	72	38	25	9	85	273	233
Opponents	72	25	38	9	59	233	273



# AMERKS ALL-TIME YEAR-BY-YEAR STATISTICS

## Record Book

### 1968-69 REGULAR SEASON PLAYER STATS

PLAYER	GP	G	A	PTS	PIM
Ron Ward	73	35	43	78	18
Norm Armstrong	74	29	40	69	133
Dick Gamble	74	30	37	67	37
Tom McCarthy	68	31	31	62	34
Jim McKenny	47	19	31	50	22
Bronco Horvath	66	18	30	48	30
Barry Watson	66	13	11	24	36
Warren Godfrey	67	3	17	20	70
Les Duff	66	10	9	19	44
Andre Champagne	69	7	12	19	78
Ken Block	45	4	15	19	10
Don Cherry	43	7	11	18	20
Bill McNeil	19	3	15	18	11
Claude Labrosse	72	4	13	17	8
Gerry Sillers	52	5	11	16	27
Brian Kilrea	33	2	11	13	4
John Gofton	18	5	7	12	15
Bob Cook	59	4	6	10	24
Wayne Mosdell	61	0	10	10	69
Wayne Carleton	13	5	3	8	0
Jack Chipchase	41	1	7	9	61
Marc Reaume	11	0	6	6	2
Brian Glennie	15	1	1	2	16
Bob Perreault (G)	19	0	1	1	0
Hal Willis	3	0	0	0	6
Bob Shupe	5	0	0	0	4
Bill Sweeney	10	0	0	0	2
Lynn Zimmerman (G)	11	0	0	0	0
George Wood (G)	18	0	0	0	13
Al Smith (G)	34	0	0	0	5
<b>TOTALS</b>	<b>74</b>	<b>236</b>	<b>378</b>	<b>614</b>	<b>799</b>

GOALIE	GP	MIN	GA	SO	EN	AVE.	RECORD
Al Smith	34	1,979	114	2	2	3.45	14-14-5
George Wood	18	1,012	64	0	2	3.79	5-10-1
Bob Perreault	19	913	63	0	2	4.14	5-9-2
Lynn Zimmerman	11	533	48	0	0	5.40	1-5-3
<b>TOTALS</b>	<b>74</b>	<b>4,437</b>	<b>289</b>	<b>2</b>	<b>6</b>	<b>3.95</b>	<b>25-38-11</b>

	GP	W	L	T	PTS	GF	GA
Rochester	74	25	38	11	61	237	295
Opponents	74	38	25	11	87	295	237

### 1969-70 REGULAR SEASON PLAYER STATS

PLAYER	GP	G	A	PTS	PIM
Norm Armstrong	70	30	45	75	117
John Gofton	60	27	46	73	52
Rene Robert	49	23	40	63	57
Barry Watson	70	18	42	60	37
Bob Cook	71	26	18	44	78
Ken Block	69	9	35	44	51
Jack Stanfield	66	21	21	42	19
Kent Douglas	64	9	31	40	145
Howie Young	56	17	20	37	75
Gerry Sillers	65	17	17	34	47
Bill Orr	64	10	21	31	84
Wayne Clairmont	70	11	19	30	26
Tim Gould	66	5	9	14	22
Tom McCarthy	24	5	8	13	24
Claude Labrosse	48	1	10	11	6
Jack Chipchase	28	1	9	10	44
Craig Beveridge	60	3	6	9	8
Andre Champagne	24	3	5	8	25
Gerry Goyer	5	2	5	7	2
Jack Wells	4	5	1	6	0
Les Duff	18	3	2	5	8
Dick Gamble	7	1	4	5	6
Wayne Mosdell	41	1	4	5	46
Bronco Horvath	7	3	1	4	0
Ron Krulicki	6	1	2	3	0
Bob Whidden(G)	59	0	2	2	14
Wally Sprange	2	1	0	1	0
Doug Dunville	3	0	0	0	2
Bob Malcolm	3	0	0	0	2
Claude Hardy (G)	11	0	0	0	0
Al Millar (G)	11	0	0	0	0
<b>TOTALS</b>	<b>72</b>	<b>253</b>	<b>423</b>	<b>676</b>	<b>997</b>

GOALIE	GP	MIN	GA	SO	EN	AVE.	RECORD
Bob Whidden	59	3,248	221	0	5	4.08	17-28-11
Claude Hardy	11	494	35	0	2	4.25	1-4-2
Al Millar	11	577	52	0	0	5.41	0-6-3
<b>TOTALS</b>	<b>72</b>	<b>4,319</b>	<b>308</b>	<b>0</b>	<b>7</b>	<b>4.28</b>	<b>18-38-16</b>

	GP	W	L	T	PTS	GF	GA
Rochester	72	18	38	16	52	253	315
Opponents	72	38	18	16	92	315	253



# AMERKS ALL-TIME YEAR-BY-YEAR STATISTICS

## Record Book

### 1970-71 REGULAR SEASON PLAYER STATS

PLAYER	GP	G	A	PTS	PIM
Don Blackburn	62	25	44	69	22
Duke Harris	70	29	25	54	42
Ralph Stewart	66	27	16	43	14
Bob Cook	68	22	19	41	66
Ron Ward	69	23	16	39	33
Bob Walton	71	9	29	38	8
Ken Block	71	5	33	38	38
Norm Armstrong	44	11	19	30	111
Keke Mortson	44	6	21	27	84
Jack Stanfield	48	11	9	20	35
Garth Rizzuto	22	8	12	20	56
Doug Dunville	58	6	14	20	50
Brent Taylor	68	9	9	18	40
Jack Wells	66	6	11	17	70
John Schella	33	3	14	17	118
Dave Dunn	56	2	13	15	74
Don Westbrooke	19	4	10	14	8
Dave Gilmour	31	3	9	12	8
Jim Hargraves	42	1	10	11	109
Darryl Sly	37	3	4	7	28
Dan Seguin	14	3	3	6	4
Murray Anderson	52	0	5	5	48
Danny Johnson	7	2	2	4	4
Marc Reaume	6	0	3	3	6
Craig Beveridge	14	2	1	3	0
Lynn Zimmerman (G)	25	0	1	1	14
Serge Aubry (G)	51	0	1	1	12
Bob Dillabough	1	0	0	0	2
Bill Orr	1	0	0	0	2
Gerry Sillers	1	0	0	0	0
Milt Hohol	3	0	0	0	0
David Poile	3	0	0	0	2
Bob Malcolm	5	0	0	0	0
Tom Serviss	9	0	0	0	2
George Gardner (G)	4	0	0	0	0
<b>TOTALS</b>	<b>72</b>	<b>220</b>	<b>353</b>	<b>573</b>	<b>1,110</b>

GOALIE	GP	MIN	GA	SO	EN	AVE.	RECORD
Serge Aubry	51	2,787	149	2	1	3.20	18-22-7
George Gardner	4	240	13	0	0	3.25	0-1-3
Lynn Zimmerman	25	1,288	81	0	1	3.77	7-13-1
<b>TOTALS</b>	<b>72</b>	<b>4,315</b>	<b>243</b>	<b>2</b>	<b>2</b>	<b>3.38</b>	<b>25-36-11</b>

	GP	W	L	T	PTS	GF	GA
Rochester	72	25	36	11	61	222	248
Opponents	72	36	25	11	83	248	222

### 1971-72 REGULAR SEASON PLAYER STATS

PLAYER	GP	G	A	PTS	PIM
Duke Harris	74	27	34	61	24
Bob Walton	73	25	34	59	26
Doug Brindley	74	20	27	47	12
John Cuniff	66	16	29	45	57
Murray Hall	37	10	32	42	70
Dan Seguin	66	15	24	39	82
Ken Block	71	4	29	33	69
Ed Hatoum	67	9	23	32	29
Barry Wilcox	73	17	10	27	95
Jack Stanfield	62	11	16	27	74
Bob Lalonde	42	14	11	25	19
Doug Dunville	64	8	17	25	52
Richard Lemieux	34	12	12	24	30
Gary Bredin	64	9	9	18	28
Bob Blackburn	64	7	11	18	72
Bob Schmautz	7	7	8	15	8
Garth Rizzuto	36	6	8	14	11
Jim Hargraves	61	3	10	13	127
Jim Wiste	13	4	8	12	2
Poul Popiel	12	7	4	11	10
Mike McMahon	9	0	10	10	4
Don Westbrooke	20	3	6	9	6
Greg Boddy	28	2	6	8	77
Don Cherry	19	1	4	5	8
Willie Marshall	10	2	2	4	2
Kevin Morrison	29	2	0	2	49
Ed Dyck (G)	10	0	2	2	9
Dave Dunn	8	1	0	1	18
Lynn Zimmerman (G)	42	0	1	1	26
Dave Westner	2	0	0	0	0
Bob Murphy	3	0	0	0	2
Bob Malcolm	3	0	0	0	2
Tom Reilly	7	0	0	0	2
Serge Aubry (G)	37	0	0	0	8
<b>TOTALS</b>	<b>76</b>	<b>242</b>	<b>387</b>	<b>629</b>	<b>1,110</b>

GOALIE	GP	MIN	GA	SO	EN	AVE.	RECORD
Lynn Zimmerman	42	2,179	127	1	1	3.50	15-16-5
Serge Aubry	37	1,813	137	0	3	4.53	9-18-3
Ed Dyck	10	554	43	1	0	4.66	4-4-2
<b>TOTALS</b>	<b>76</b>	<b>4,546</b>	<b>307</b>	<b>2</b>	<b>4</b>	<b>4.06</b>	<b>28-38-10</b>

	GP	W	L	T	PTS	GF	GA
Rochester	76	28	38	10	66	242	311
Opponents	76	38	28	10	86	311	242



# AMERKS ALL-TIME YEAR-BY-YEAR STATISTICS

## Record Book

### 1972-73 REGULAR SEASON PLAYER STATS

PLAYER	GP	G	A	PTS	PIM
Barry Merrell	74	32	40	72	51
Bob Kelly	70	27	35	62	206
Rick Pagnutti	72	18	37	55	64
Larry McKillop	75	17	33	50	41
Herman Karp	55	14	27	41	26
Dave Hrechkosy	70	15	24	39	48
Gene Sobchuk	58	22	16	38	29
Rod Graham	70	16	22	38	83
John Bednarski	72	14	24	38	205
Bob Ellett	69	19	18	37	73
Guy Burrowes	70	8	21	29	31
Wayne Morusyk	68	2	21	23	39
Bob Malcolm	74	5	17	22	105
Jeff Hunt	34	8	10	18	16
Gerry Sillers	55	8	8	16	19
Lorne Rombough	26	6	10	16	17
Norm Armstrong	45	4	5	9	22
Bob Craig	25	2	2	4	17
Bob Thompson	44	1	3	4	10
Darryl Sly	1	1	2	3	0
Lynn Zimmerman (G)	58	0	3	3	50
Ron Fogal	66	0	2	2	121
Pat Flaherty (G)	2	0	0	0	0
Fraser Robertson	4	0	0	0	0
Gaye Cooley (G)	24	0	0	0	24
<b>TOTALS</b>	<b>76</b>	<b>239</b>	<b>380</b>	<b>619</b>	<b>1,297</b>

GOALIE	GP	MIN	GA	SO	EN	AVE.	RECORD
Lynn Zimmerman	58	3,264	192	2	1	3.54	24-23-9
Gaye Cooley	24	1,272	78	0	1	3.67	9-8-3
Pat Flaherty	2	20	4	0	0	9.00	0-0-0
<b>TOTALS</b>	<b>76</b>	<b>4,556</b>	<b>274</b>	<b>2</b>	<b>2</b>	<b>3.71</b>	<b>33-31-12</b>

	GP	W	L	T	PTS	GF	GA
Rochester	76	33	31	12	78	239	276
Opponents	76	31	33	12	74	276	239

### 1973-74 REGULAR SEASON PLAYER STATS

PLAYER	GP	G	A	PTS	PIM
Art Stratton	76	24	71	95	118
Barry Merrell	75	28	59	87	49
Murray Kuntz	72	51	31	82	31
Larry McKillop	70	21	38	59	50
Rick Pagnutti	69	11	43	54	57
Ron Dussiaume	74	23	30	53	77
Rod Graham	76	10	41	51	88
Gary Bredin	76	26	24	50	63
Bob Ellett	76	26	19	45	41
Dick Mattiussi	76	12	26	38	82
Billy Knibbs	38	9	25	34	6
Doug Ferguson	64	11	19	30	60
Ross Butler	45	21	9	30	18
Bob Malcolm	76	4	15	19	55
Francois Ouimet	40	4	11	15	56
Jean Gauthier	52	3	9	12	61
Jake Rathwell	27	5	5	10	24
John Wensink	45	6	2	8	145
Bob Sneddon (G)	31	0	4	4	2
Brian Bowles	16	1	2	3	4
Wayne Morusyk	15	0	1	1	13
Darryl Sly	1	0	0	0	2
Lynn Zimmerman (G)	46	0	0	0	31
<b>TOTALS</b>	<b>76</b>	<b>296</b>	<b>484</b>	<b>780</b>	<b>1,133</b>

GOALIE	GP	MIN	GA	SO	EN	AVE.	RECORD
Lynn Zimmerman	46	N/A	133	1	0	2.90	27-12-7
Bob Sneddon	31	N/A	114	1	1	3.78	15-9-6
<b>TOTALS</b>	<b>76</b>	<b>N/A</b>	<b>247</b>	<b>2</b>	<b>1</b>	<b>3.25</b>	<b>42-21-13</b>

	GP	W	L	T	PTS	GF	GA
Rochester	76	42	21	13	97	296	248
Opponents	76	21	42	13	55	248	296



# AMERKS ALL-TIME YEAR-BY-YEAR STATISTICS

## Record Book

### 1974-75 REGULAR SEASON PLAYER STATS

PLAYER	GP	G	A	PTS	PIM
Doug Gibson	75	44	72	116	31
Barry Merrell	74	44	41	85	32
Dave Hynes	59	42	35	77	33
Ron Garwasiuk	67	36	32	68	141
Gordie Clark	65	22	42	64	34
Larry McKillop	66	17	35	52	18
Rick Pagnutti	74	12	40	52	59
Al Simmons	68	7	36	43	60
Rod Graham	59	12	22	34	97
Dunc Rousseau	30	11	21	32	39
Craig Sarnier	46	14	13	27	26
Billy Knibbs	43	8	17	25	14
Steve Stirling	69	14	11	25	16
Harry Shaw	74	1	23	24	148
Jake Rathwell	68	10	12	22	45
Steve Langdon	56	8	11	19	8
Ray Maluta	75	7	12	19	117
Peter Sturgeon	33	6	11	17	19
Mike Milbury	71	2	15	17	246
Dave Reece (G)	42	0	3	3	8
Bob Sneddon (G)	34	0	1	1	4
Bernie MacNeil	10	0	1	1	12
Bob Malcolm	5	0	0	0	0
Bill Best	2	0	0	0	2
Gary Jacquith	1	0	0	0	0
Ken Broderick (G)	3	0	0	0	0
<b>TOTALS</b>	<b>76</b>	<b>317</b>	<b>506</b>	<b>823</b>	<b>1,209</b>

GOALIE	GP	MIN	GA	SO	EN	Ave.	RECORD
Dave Reece	42	2,478	121	1	3	2.92	19-16-7
Bob Sneddon	34	1,924	101	0	3	3.14	22-7-2
Ken Broderick	3	180	15	0	0	5.00	1-2-0
<b>TOTALS</b>	<b>76</b>	<b>4,582</b>	<b>237</b>	<b>1</b>	<b>6</b>	<b>3.09</b>	<b>42-25-9</b>

	GP	W	L	T	PTS	GF	GA
<b>Rochester</b>	<b>76</b>	<b>42</b>	<b>25</b>	<b>9</b>	<b>93</b>	<b>317</b>	<b>243</b>
<b>Opponents</b>	<b>76</b>	<b>25</b>	<b>42</b>	<b>9</b>	<b>59</b>	<b>243</b>	<b>317</b>

### 1975-76 REGULAR SEASON PLAYER STATS

PLAYER	GP	G	A	PTS	PIM
Gordie Clark	72	30	49	79	7
Barry Merrell	70	28	41	69	20
Dave Hynes	63	37	30	67	20
Rene Drolet	74	23	40	63	42
Paul O'Neil	49	35	16	51	17
Ray Maluta	74	3	43	46	170
Ron Garwasiuk	58	19	25	44	88
Jim Jones	66	16	23	39	73
Barry Smith	50	14	22	36	14
Brian Murphy	62	14	22	36	37
Rick Adduono	67	11	23	34	24
Rick Pagnutti	63	4	29	33	46
Dunc Rousseau	66	13	18	31	96
Doug Gibson	17	11	20	31	11
Steve Langdon	62	18	11	29	11
Ron Snell	35	10	12	22	13
Mike Milbury	72	3	15	18	203
Doug Halward	54	6	11	17	51
Harry Shaw	48	3	7	10	71
Al Sims	21	4	5	9	12
Duane Rupp	4	1	6	7	2
Al Simmons	5	0	5	5	13
Les Auge	10	0	3	3	6
Ken Broderick (G)	42	0	3	3	0
Stan Jonathan	5	1	1	2	0
Mike Amodeo	10	0	2	2	4
Ross Brooks (G)	34	0	1	1	4
Jack Smith	3	0	1	1	7
Joe Zanussi	2	0	1	1	2
Reg Krezanski	1	0	0	0	2
Peter Sturgeon	1	0	0	0	0
Rich Hart	5	0	0	0	19
Tim Ripley	1	0	0	0	0
Steve Stirling	6	0	0	0	0
Rick Lemay(G)	1	0	0	0	0
<b>TOTALS</b>	<b>76</b>	<b>304</b>	<b>485</b>	<b>789</b>	<b>1,085</b>

GOALIE	GP	MIN	GA	SO	EN	SVS	SVS%	Ave.	RECORD
Rick Lemay	1	20:00	1	0	0	7	87.5	3.00	0-0-0
Ross Brooks	34	2055:48	103	2	2	849	89.2	3.01	20-12-2
Ken Broderick	42	2540:06	136	2	1	1,037	88.4	3.21	22-13-7
<b>TOTALS</b>	<b>76</b>	<b>4615:54</b>	<b>240</b>	<b>4</b>	<b>3</b>	<b>1,893</b>	<b>88.7</b>	<b>3.12</b>	<b>42-25-9</b>

	GP	W	L	T	PTS	GF	GA
<b>Rochester</b>	<b>76</b>	<b>42</b>	<b>25</b>	<b>9</b>	<b>93</b>	<b>304</b>	<b>243</b>
<b>Opponents</b>	<b>76</b>	<b>25</b>	<b>42</b>	<b>9</b>	<b>59</b>	<b>243</b>	<b>304</b>



# AMERKS ALL-TIME YEAR-BY-YEAR STATISTICS

## Record Book

### 1976-77 REGULAR SEASON PLAYER STATS

PLAYER	GP	G	A	PTS	PIM
Doug Gibson	78	41	56	97	11
Ron Garwasiuk	66	32	42	74	141
Rick Adduono	78	29	45	74	38
Gordie Clark	58	34	37	71	50
Rene Drolet	80	28	38	66	42
Jim Jones	75	24	34	58	64
Mike Byers	66	25	29	54	10
Al Sims	78	10	33	43	42
Earl Anderson	32	19	14	33	16
Doug Halward	54	4	28	32	28
Steve Langdon	43	16	15	31	4
Hank Nowak	35	12	17	29	26
Clayton Pachal	68	8	20	28	140
Rod Graham	69	5	22	27	77
John Wensink	49	11	15	26	145
Ray Maluta	51	2	24	26	138
Barry Smith	78	9	12	21	16
Darryl Edestrand	43	4	13	17	62
Harry Shaw	57	1	11	12	42
Duane Rupp	34	3	8	11	12
Joe Zanussi	18	1	9	10	20
Barry Merrell	27	2	6	8	6
Jim Pettie (G)	43	0	3	3	55
Mike Curran (G)	9	0	0	0	4
Rich Hart	3	0	0	0	50
Dave Reece (G)	32	0	0	0	6
Gary Jacquith	1	0	0	0	0
Stan Jonathan	3	0	0	0	7
Gary Carr (G)	1	0	0	0	0
<b>TOTALS</b>	<b>80</b>	<b>320</b>	<b>531</b>	<b>851</b>	<b>1,252</b>

GOALIE	GP	MIN	GA	SO	EN	SVS	SVS%	AVE.	RECORD
Gary Carr	1	60:00	3	0	0	32	91.4	3.00	1-0-0
Jim Pettie	43	2461:13	131	2	3	1,081	89.2	3.19	25-15-1
Dave Reece	32	1890:59	111	1	1	756	87.2	3.53	15-14-3
Mike Curran	9	390:21	23	1	1	183	88.8	3.54	1-4-1
<b>TOTALS</b>	<b>80</b>	<b>4802:33</b>	<b>268</b>	<b>4</b>	<b>5</b>	<b>2,052</b>	<b>88.4</b>	<b>3.35</b>	<b>42-33-5</b>

	GP	W	L	T	PTS	GF	GA
Rochester	80	42	33	5	89	320	273
Opponents	80	33	42	5	71	273	320

### 1977-78 REGULAR SEASON PLAYER STATS

PLAYER	GP	G	A	PTS	PIM
Rick Adduono	76	38	60	98	34
Gordie Clark	75	37	51	88	18
Ron Garwasiuk	78	29	51	80	174
Earl Anderson	72	26	40	66	22
Steve Langdon	72	30	27	57	0
Rene Drolet	70	24	27	51	20
Brad Anderson	81	18	27	45	36
Sean Shanahan	66	20	23	43	156
Ray Maluta	79	9	32	41	125
Darryl Edestrand	64	6	27	33	28
Barry Smith	81	16	16	32	22
Brian McGregor	70	20	10	30	27
Bill Bennett	67	11	19	30	107
Doug Halward	42	8	14	22	17
Clayton Pachal	61	10	10	20	105
Rod Graham	73	7	12	19	39
Al Sims	31	6	13	19	12
Daryl Drader	56	2	13	15	40
Mike Forbes	32	3	12	15	65
Bjorn Johanson	26	2	10	12	20
Peter McNamee	26	3	6	9	38
Mike Kaszycki	6	4	2	6	2
Bob Miller	3	1	3	4	7
Dwight Foster	3	0	3	3	2
Pat Price	5	2	1	3	9
Dave Parro (G)	46	0	2	2	0
Jim Pettie (G)	32	0	2	2	16
Joe Rando	3	0	1	1	13
Peter Sturgeon	12	0	1	1	21
Joe Fidler	2	0	0	0	0
Gary Carr (G)	5	0	0	0	0
<b>TOTALS</b>	<b>81</b>	<b>332</b>	<b>515</b>	<b>847</b>	<b>1,175</b>

GOALIE	GP	MIN	GA	SO	EN	SVS	SVS%	AVE.	RECORD
Jim Pettie	32	1898:30	107	2	1	853	88.9	3.38	16-12-4
Gary Carr	5	297:51	17	0	2	140	89.2	3.43	2-3-0
Dave Parro	46	2693:34	164	0	5	1,248	88.4	3.65	25-16-3
<b>TOTALS</b>	<b>81</b>	<b>4889:15</b>	<b>288</b>	<b>2</b>	<b>8</b>	<b>2,241</b>	<b>88.6</b>	<b>3.53</b>	<b>43-31-7</b>

	GP	W	L	T	PTS	GF	GA
Rochester	81	43	31	7	93	332	296
Opponents	81	31	43	7	69	296	332



# AMERKS ALL-TIME YEAR-BY-YEAR STATISTICS

## Record Book

### 1978-79 REGULAR SEASON PLAYER STATS

PLAYER	GP	G	A	PTS	PIM
Bill Bennett	72	33	38	71	69
Barry Smith	80	23	43	66	46
Ton Songin	59	21	38	59	92
Steve West	47	24	31	55	28
Brian McGregor	72	25	28	53	21
Graeme Nicolson	80	16	35	51	112
Steve Langdon	80	25	23	48	14
Gary Burns	79	16	30	46	99
Tom Cassidy	51	11	35	46	55
Daryl Drader	77	20	25	45	36
Greg Vaydik	80	16	25	41	10
Dwight Foster	22	11	18	29	8
Don Larway	37	13	11	24	55
Mike Forbes	75	4	20	24	97
Ray Maluta	35	4	14	18	58
Brad Knelson	48	4	10	14	72
Jeff Brubaker	57	4	10	14	253
Ron Garwasiuk	20	5	5	10	33
Mark Suzor	24	4	6	10	16
Keith Johnson	29	1	6	7	137
Al Secord	4	4	2	6	50
Stu Younger	24	2	3	5	15
Joe Rando	71	0	4	4	99
Doug Butler	7	1	2	3	0
Mike Walton	1	1	2	3	2
Mike Holmes	2	1	0	1	2
Al Sims	3	0	1	1	4
Alain Harvey	5	0	1	1	0
Dave Parro (G)	36	0	1	1	10
Gary Carr (G)	42	0	1	1	42
Dennis O'Brien	2	0	0	0	2
Kevin Coughlin	2	0	0	0	0
Paul Barrett	1	0	0	0	2
Rick Dorman	1	0	0	0	0
Rob Mierklans	3	0	0	0	2
Bob Blood	1	0	0	0	0
Ray Tremblay	1	0	0	0	0
Jim Pettie (G)	9	0	0	0	10

**TOTALS** 80 289 468 757 1,551

GOALIE	GP	MIN	GA	SO	EN	SVS	SVS%	AVE.	RECORD
Dave Parro	36	2048:39	130	2	5	1,047	89.0	3.81	12-15-6
Gary Carr	42	2347:26	172	1	2	1,053	86.0	4.40	14-20-5
Jim Pettie	9	452:25	39	0	2	207	84.1	5.17	0-7-1
<b>TOTALS</b>	<b>80</b>	<b>4847:90</b>	<b>341</b>	<b>3</b>	<b>9</b>	<b>2,307</b>	<b>87.1</b>	<b>4.17</b>	<b>26-42-12</b>

	GP	W	L	T	PTS	GF	GA
Rochester	80	26	42	12	64	289	349
Opponents	80	42	26	12	96	349	289

### 1979-80 REGULAR SEASON PLAYER STATS

PLAYER	GP	G	A	PTS	PIM
Chris Halyk	80	28	34	62	32
Paul Crowley	80	24	37	61	171
Geordie Robertson	55	26	26	52	66
Bob Mongrain	39	25	24	49	58
Joe Kowal	66	20	27	47	139
Bill Stewart	63	12	28	40	189
Jacques Richard	37	13	23	36	37
Wayne Ramsey	68	6	29	35	58
Ron Garwasiuk	51	9	23	32	78
Mike Boland	80	4	28	32	178
Richard Suwek	69	8	22	30	26
Andre Savard	25	11	17	28	4
Ron Schock	40	10	18	28	12
Dave Schultz	56	10	14	24	248
Normand Lefebvre	70	17	6	23	70
Daryl Drader	59	4	17	21	30
Mike Breen	63	3	10	13	247
John Gould	13	6	5	11	6
Jim Turkiewicz	53	3	8	11	32
Barry Smith	35	3	7	10	14
Eric Strobel	13	4	4	8	4
John Harrington	12	4	3	7	8
Morris Titanic	25	3	3	6	6
Mark Toffolo	54	2	4	6	282
Jim Walsh	33	2	4	6	64
Alex Tidey	9	2	3	5	6
Jean-Francois Sauve	3	1	1	2	0
Ed Walsh (G)	50	0	2	2	8
Randy Ireland (G)	29	0	2	2	38
Jim Bedard (G)	6	0	0	0	4
Mike Parker (G)	2	0	0	0	0

**TOTALS** 80 260 429 689 2,111

GOALIE	GP	MIN	GA	SO	EN	SVS	SVS%	AVE.	RECORD
Jim Bedard	6	340:17	20	0	2	136	87.2	3.53	2-4-0
Randy Ireland	29	1560:26	94	0	2	752	88.9	3.61	9-10-5
Ed Walsh	50	2891:40	196	0	3	1,243	86.4	4.07	17-27-5
Mike Parker	2	80	10	0	0	39	79.6	7.50	0-1-0
<b>TOTALS</b>	<b>80</b>	<b>4872:23</b>	<b>320</b>	<b>0</b>	<b>7</b>	<b>2,170</b>	<b>87.1</b>	<b>3.96</b>	<b>28-42-10</b>

	GP	W	L	T	PTS	GF	GA
Rochester	80	28	42	10	66	260	327
Opponents	80	42	28	10	94	327	260



# AMERKS ALL-TIME YEAR-BY-YEAR STATISTICS

## Record Book

### 1980-81 REGULAR SEASON PLAYER STATS

PLAYER	GP	G	A	PTS	PIM
Jean-Francois Sauve	56	29	54	83	21
Bob Hess	70	17	58	75	95
Ron Carter	38	31	19	50	8
Bob Mongrain	69	21	29	50	101
Peter Horachek	63	20	26	46	61
Paul Crowley	80	24	19	43	144
Alan Haworth	21	14	18	32	19
Jim Walsh	76	8	23	31	182
Jim Jones	73	13	15	28	83
Chris Halyk	45	11	15	26	24
Bernie Gallant	69	8	18	26	64
Bob McClanahan	18	9	13	22	10
Dave Fenyses	77	6	16	22	146
Mark Robinson	61	4	18	22	105
John Bednarski	76	3	18	21	156
Mark Wichrowski	55	9	11	20	272
Kevin Schamehorn	27	6	10	16	44
Gilles Hamel	14	8	7	15	7
John Paul Kelly	16	5	10	15	32
Bob Fitchner	34	5	10	15	60
Jim McRae	19	11	2	13	10
Richard Leduc	23	5	7	12	35
Gaston Therrien	18	2	10	12	6
Bill Army	19	4	7	11	21
Brad Kempthorne	15	1	8	9	6
Dave Hindmarch	18	6	2	8	6
Mike Breen	58	2	5	7	238
Bill Stewart	6	1	6	7	12
Alain Cote	23	1	6	7	14
Geordie Robertson	20	3	3	6	19
Ron Chipperfield	6	3	2	5	6
Doug Caines	7	3	0	3	2
Jacques Cloutier (G)	61	0	3	3	9
Kari Suoraniemi	4	1	1	2	2
Wally Weir	7	1	1	2	79
Scott McGeown	4	0	2	2	0
Randy Cunneynworth	1	0	1	1	2
Mike Boland	5	0	1	1	8
Richard Suwek	10	0	1	1	4
Jari Paavola (G)	25	0	1	1	4
Brent Gogol	17	0	0	0	78
Mark Toffolo	14	0	0	0	84
Ron Fischer	4	0	0	0	0
Daryl Drader	3	0	0	0	4
Val James	3	0	0	0	12
Cam MacGregor	3	0	0	0	0
Ron Hansis	2	0	0	0	2
Pierre Aubry	1	0	0	0	0
Jim Cowell	1	0	0	0	0
Richard David	1	0	0	0	0
<b>TOTALS</b>	<b>80</b>	<b>295</b>	<b>476</b>	<b>771</b>	<b>2,297</b>

GOALIE	GP	MIN	GA	SO	EN	AVG.	RECORD
Jacques Cloutier	61	3,478	210	1	4	3.62	27-27-6
Jari Paavola	25	1,360	98	0	4	4.32	3-15-2
<b>TOTALS</b>	<b>80</b>	<b>4,838</b>	<b>308</b>	<b>1</b>	<b>8</b>	<b>3.82</b>	<b>30-42-8</b>

	GP	W	L	T	PTS	GF	GA
<b>Rochester</b>	<b>80</b>	<b>30</b>	<b>42</b>	<b>8</b>	<b>68</b>	<b>295</b>	<b>316</b>
<b>Opponents</b>	<b>80</b>	<b>42</b>	<b>30</b>	<b>8</b>	<b>92</b>	<b>316</b>	<b>295</b>

### 1981-82 REGULAR SEASON PLAYER STATS

PLAYER	GP	G	A	PTS	PIM
Gilles Hamel	57	31	44	75	55
Bob Mongrain	56	37	37	74	45
Chris Halyk	80	36	38	74	50
Kai Suikkanen	71	34	33	67	32
Dave Gorman	77	26	41	67	131
Mal Davis	75	32	33	65	14
Dean Turner	75	8	46	54	155
Jim Weimer	74	19	26	45	57
Jim Walsh	70	7	33	40	174
Kari Suoraniemi	61	2	29	31	32
Geordie Robertson	46	14	15	29	45
Randy Cunneynworth	57	12	15	27	86
Ron Fischer	61	6	20	26	122
Peter Horachek	52	8	14	22	37
Steve Patrick	38	11	9	20	15
Bob Hess	22	6	13	19	10
Alan Haworth	14	5	12	17	10
Dave Fenyses	73	3	14	17	68
Don Keller	67	3	11	14	228
Jean-Francois Sauve	7	5	8	13	4
Ron Carter	12	6	4	10	0
Chuck Luksa	33	2	8	10	33
Val James	65	5	4	9	204
Chris Langevin	33	3	5	8	150
Clint Fehr	23	3	1	4	42
Mauri Eivola	10	1	2	3	4
Mark Wichrowski	31	0	3	3	129
Larry Floyd	1	0	2	2	0
Jacques Cloutier (G)	23	0	2	2	2
Tim Bernhardt (G)	29	0	2	2	0
Mark Robinson	7	0	1	1	6
Rick Knickle (G)	31	0	1	1	0
Venci Sebek	3	0	0	0	0
Heikki Leime	1	0	0	0	0
Ken Soble	1	0	0	0	15
Jari Paavola (G)	3	0	0	0	0
<b>TOTALS</b>	<b>80</b>	<b>325</b>	<b>526</b>	<b>851</b>	<b>1,955</b>

GOALIE	GP	MIN	GA	SO	EN	AVG.	RECORD
Jacques Cloutier	23	1,366	64	0	2	2.81	14-7-2
Tim Bernhardt	29	1,586	95	0	4	3.59	15-10-2
Rick Knickle	31	1,753	108	1	0	3.69	10-12-5
Jari Paavola	3	141	12	0	1	5.16	1-2-0
<b>TOTALS</b>	<b>80</b>	<b>4,846</b>	<b>279</b>	<b>1</b>	<b>7</b>	<b>3.45</b>	<b>40-31-9</b>

	GP	W	L	T	PTS	GF	GA
<b>Rochester</b>	<b>80</b>	<b>40</b>	<b>31</b>	<b>9</b>	<b>89</b>	<b>325</b>	<b>286</b>
<b>Opponents</b>	<b>80</b>	<b>31</b>	<b>40</b>	<b>9</b>	<b>71</b>	<b>286</b>	<b>325</b>



# AMERKS ALL-TIME YEAR-BY-YEAR STATISTICS

## Record Book

### 1982-83 REGULAR SEASON PLAYER STATS

PLAYER	GP	G	A	PTS	PIM
Geordie Robertson	72	46	73	119	83
Jean-Francois Sauve	73	30	69	99	10
Bob Mongrain	80	29	52	81	72
Kai Suikkanen	66	33	44	77	65
Mal Davis	57	43	32	75	15
Gary McAdam	73	40	29	69	58
Jim Wiemer	74	15	44	59	43
Daniel Naud	71	6	52	58	34
Randy Cunneynworth	78	23	33	56	111
Yvon Lambert	79	26	22	48	10
Chris Langevin	71	18	25	43	255
Jere Gillis	53	18	24	42	69
Kari Suoraniemi	72	9	28	37	64
Sean McKenna	26	16	10	26	14
Dirk Rueter	73	2	23	25	78
Ron Fischer	40	2	19	21	56
Dave Fenyses	51	2	19	21	45
Clint Fehr	36	11	8	19	12
Steve Dykstra	70	2	16	18	100
Louis Crawford	64	5	11	16	142
Don Keller	49	7	4	11	99
Val James	68	3	4	7	88
Mike Moller	10	1	6	7	2
Jeff Hamilton	13	2	4	6	0
Phil Myre (G)	43	0	2	2	14
Heikki Leime	6	0	1	1	2
Peter Horachek	1	0	0	0	0
Ben Pederson	1	0	0	0	0
Bernie Gallant	3	0	0	0	0
Rick Knickle (G)	4	0	0	0	0
Jacques Cloutier (G)	13	0	0	0	4
Paul Harrison (G)	29	0	0	0	14
<b>TOTALS</b>	<b>80</b>	<b>389</b>	<b>654</b>	<b>1043</b>	<b>1559</b>

GOALIE	GP	MIN	GA	SO	EN	AVG.	RECORD
Phil Myre	43	2,541	156	0	0	3.68	28-8-5
Jacques Cloutier	13	634	42	0	1	3.98	7-3-1
Paul Harrison	29	1,535	110	0	4	4.30	11-11-3
Rick Knickle	4	143	11	0	1	4.64	0-3-0
<b>TOTALS</b>	<b>80</b>	<b>4,853</b>	<b>319</b>	<b>0</b>	<b>6</b>	<b>3.94</b>	<b>46-25-9</b>

	GP	W	L	T	PTS	GF	GA
Rochester	80	46	25	9	101	389	325
Opponents	80	25	46	9	59	325	389

### 1983-84 REGULAR SEASON PLAYER STATS

PLAYER	GP	G	A	PTS	PIM
Mal Davis	71	55	48	103	53
Geordie Robertson	64	37	54	91	103
Claude Verret	65	39	51	90	4
Bob Mongrain	78	41	44	85	154
Yvon Lambert	79	27	43	70	14
Daniel Naud	79	15	44	59	29
Warren Harper	78	25	28	53	56
Ron Fischer	80	10	32	42	94
Mark Renaud	64	9	33	42	48
Randy Cunneynworth	54	18	17	35	85
Norm Lacombe	44	10	16	26	45
Chris Langevin	41	11	14	25	133
Steve Patrick	30	8	14	22	33
Steve Dykstra	64	3	19	22	141
Jim Aldred	64	10	9	19	57
Dave Fenyses	70	3	16	19	55
Kai Suikkanen	15	7	10	17	2
Dirk Rueter	76	0	16	16	95
Gates Orlando	11	8	7	15	2
Jim Wiemer	12	4	11	15	11
Lou Crawford	76	7	6	13	234
Tom St. James	31	6	7	13	8
Rich Goodfellow	20	2	6	8	25
Venci Sebek	41	2	5	7	27
Jeff Eatough	24	1	5	6	5
Rick Hampton	21	1	3	4	7
Jerry Korab	4	0	4	4	2
Bob Bodak	12	2	1	3	6
Val James	62	1	2	3	122
Jacques Cloutier (G)	51	0	2	2	10
Clint Fehr	10	1	0	1	0
Phil Myre (G)	33	0	1	1	4
Don Keller	3	0	0	0	0
Bob McNamara (G)	5	0	0	0	0
<b>TOTALS</b>	<b>80</b>	<b>363</b>	<b>568</b>	<b>931</b>	<b>1,664</b>

GOALIE	GP	MIN	GA	SO	EN	AVG.	RECORD
Phil Myre	33	1,801	104	3	2	3.46	19-9-1
Jacques Cloutier	51	2,842	172	1	7	3.63	26-22-1
Bob McNamara	5	171	15	0	0	5.26	1-1-0
<b>TOTALS</b>	<b>80</b>	<b>4,814</b>	<b>291</b>	<b>4</b>	<b>9</b>	<b>3.63</b>	<b>46-32-2</b>

	GP	W	L	T	PTS	GF	GA
Rochester	80	46	32	2	94	363	300
Opponents	80	32	46	2	66	300	363



# AMERKS ALL-TIME YEAR-BY-YEAR STATISTICS

## Record Book

### 1984-85 REGULAR SEASON PLAYER STATS

NO	NAME	GP	G	A	PTS	PIM	PPG	SHG	GWG	GFG
21	Claude Verret	76	40	53	93	12	12	0	3	5
7	Geordie Robertson	70	27	48	75	91	7	0	4	4
11	Randy Cunneynworth	72	30	38	68	148	6	0	4	3
32	Mike Moller	73	19	46	65	27	4	0	4	3
10	Warren Harper	78	29	34	63	43	4	2	2	5
25	Ted Nolan	65	28	34	62	152	5	1	3	5
14	Gates Orlando	49	26	30	56	62	3	3	2	4
18	Gary Burns	76	22	27	49	64	3	1	3	4
24	Timo Jutila	56	13	30	43	29	5	0	1	4
20	Mark Renaud	80	8	34	42	56	2	0	2	0
15	Chris Langevin	63	19	21	40	212	5	0	2	2
4	Steve Dykstra	51	9	23	32	113	4	0	0	4
26	Normand Lacombe	33	13	16	29	33	2	0	3	0
5	Heikki Leime	76	4	18	22	30	2	0	0	0
16	Jeff Hamilton	70	7	14	21	36	0	0	2	0
12	Lou Crawford	70	8	7	15	213	0	0	0	1
3	Jim Hofford	70	2	13	15	166	0	0	0	0
27	Brian McKinnon	62	6	8	14	16	0	1	1	0
2	Dirk Rueter	54	4	10	14	98	0	1	1	0
28	Chris Renaud	52	3	8	11	6	0	0	0	0
18	Jim Wiemer	13	1	9	10	24	0	1	0	0
29	Adam Creighton	6	5	3	8	2	1	0	0	1
17	Mal Davis	6	4	4	8	14	1	0	0	2
9	Real Cloutier	11	4	3	7	0	0	0	2	0
19	Val James	55	1	4	5	70	1	0	1	0
29	Jerry Korab	3	1	2	3	6	1	0	0	1
22	Dave Fenyves	9	0	3	3	8	0	0	0	0
23	Richard Hajdu	2	0	2	2	0	0	0	0	0
23	Rob Norman	17	0	1	1	2	0	0	0	0
34	Vince Tremblay (G)	33	0	1	1	6	-	-	-	-
4	John Van Boxmeer	2	0	0	0	2	0	0	0	0
29	Jim Aldred	2	0	0	0	0	0	0	0	0
8	Clint Fehr	2	0	0	0	0	0	0	0	0
1	Jacques Cloutier (G)	14	0	0	0	6	-	-	-	-
30	Tom Barrasso (G)	5	0	0	0	2	-	-	-	-
33	Bob McNamara (G)	12	0	0	0	0	-	-	-	-
31	Mike Craig (G)	29	0	0	0	6	-	-	-	-
<b>BENCH</b>		<b>80</b>				<b>26</b>				
<b>TOTALS</b>		<b>80</b>	<b>333</b>	<b>544</b>	<b>877</b>	<b>1,781</b>	<b>68</b>	<b>10</b>	<b>40</b>	<b>48</b>

NO	GOALTENDER	GP	MINS	GA	EN	SO	SVS	SVS%	AVG.	RECORD
30	Tom Barrasso	5	266:41	6	0	1	88	.936	1.34	3-1-1
1	Jacques Cloutier	14	803:31	36	0	0	363	.910	2.68	10-2-1
31	Mike Craig	29	1429:52	88	0	0	644	.880	3.69	11-7-3
34	Vince Tremblay	33	1816:05	115	1	0	755	.868	3.80	13-10-8
33	Bob McNamara	12	560:31	53	0	0	254	.827	5.87	3-7-0
<b>TOTALS</b>		<b>80</b>	<b>4816:40</b>	<b>298</b>	<b>1</b>	<b>1</b>	<b>2,104</b>	<b>.875</b>	<b>3.74</b>	<b>40-27-13</b>

	GP	W	L	T	PTS	GF	GA
Rochester	80	40	27	13	93	333	301
Opponents	80	27	40	13	67	301	333



# AMERKS ALL-TIME YEAR-BY-YEAR STATISTICS

## Record Book

### 1985-86 REGULAR SEASON PLAYER STATS

NO	NAME	POS	GP	G	A	PTS	PIM	PPG	SHG	GWG	GFG
22	Paul Gardner	C	71	61	51	112	16	25	0	6	4
9	Jody Gage	RW	73	42	57	99	54	17	0	5	1
19	Doug Trapp	LW	75	21	42	63	86	6	0	3	2
21	Claude Verret	C	52	19	32	51	14	8	0	4	1
10	Warren Harper	RW	80	18	30	48	83	3	0	0	5
14	Jim Jackson	LW	65	16	32	48	10	1	0	3	2
29	Adam Creighton	C	32	17	21	38	27	6	0	2	4
23	Richard Hajdu	LW	54	10	27	37	95	0	0	2	3
17	Mal Davis	RW	38	21	15	36	23	4	0	4	2
20	Jayson Meyer	D	76	7	28	35	74	4	0	1	0
16	Jeff Hamilton	C	74	19	10	29	48	3	2	2	1
27	Joe Reekie	D	77	3	25	28	178	2	0	0	0
2	Richie Dunn	D	34	7	17	24	12	4	0	0	2
26	Norm Lacombe	RW	32	10	13	23	56	3	0	1	0
8	Don Lever	C	29	6	11	17	16	0	0	0	1
7	Taras Zytynsky	D	65	2	15	17	78	1	0	0	0
5	Heikki Leime	D	53	0	17	17	51	0	0	0	0
28	Mark Ferner	D	63	2	13	15	87	0	0	0	1
25	Mikael Andersson	C	20	10	4	14	6	2	1	0	1
8	Ross Yates	C	20	4	8	12	4	0	0	0	0
12	Brian McKinnon	C	51	4	6	10	14	0	0	0	1
32	Jay Fraser	LW	20	4	5	9	61	1	0	0	2
3	Jim Hofford	D	40	2	7	9	148	1	0	0	0
24	Tim Hoover	D	49	2	5	7	34	0	0	0	1
18	Pat Hughes	RW	10	3	3	6	7	0	0	0	2
25	Gates Orlando	C	3	4	0	4	10	1	0	0	2
15	Mike Anderson	LW	25	3	1	4	2	1	0	0	0
26	Jim Aldred	RW	10	1	3	4	4	0	0	0	0
35	Andy Ristau	RW	40	1	2	3	170	0	0	0	0
11	Michael Lay	LW	10	1	1	2	6	0	0	0	0
4	Tom Cronin	D	14	0	2	2	9	0	0	0	0
25	Ken Priestlay	C	4	0	2	2	0	0	0	0	0
30	Mike Craig	G	47	0	2	2	4	0	0	0	0
31	Daren Puppa	G	20	0	1	1	0	0	0	0	0
29	Kevin Beaton	D	6	0	1	1	0	0	0	0	0
4	Randy Irving	D	6	0	0	0	6	0	0	0	0
1	Jacques Cloutier	G	14	0	0	0	4	0	0	0	0
33	Bob McNamara	G	8	0	0	0	0	0	0	0	0
<b>BENCH</b>			<b>80</b>				<b>16</b>				
<b>TOTALS</b>			<b>80</b>	<b>320</b>	<b>509</b>	<b>829</b>	<b>1,513</b>	<b>93</b>	<b>3</b>	<b>33</b>	<b>38</b>

NO	GOALTENDER	GP	MINS	GA	EN	SO	SVS	SVS%	AVG.	RECORD
1	Jacques Cloutier	14	834:58	38	0	1	424	.918	2.73	10-2-2
30	Mike Craig	47	2572:48	183	4	0	1,385	.883	4.27	16-21-5
31	Daren Puppa	20	1091:48	79	1	0	540	.872	4.34	8-11-0
33	Bob McNamara	8	334:20	31	1	0	131	.809	5.56	0-5-0
<b>TOTALS</b>		<b>80</b>	<b>4833:54</b>	<b>331</b>	<b>6</b>	<b>1</b>	<b>2,480</b>	<b>.880</b>	<b>4.11</b>	<b>34-39-7</b>



# AMERKS ALL-TIME YEAR-BY-YEAR STATISTICS

## Record Book

### 1986-87 REGULAR SEASON PLAYER STATS

NO	NAME	GP	G	A	PTS	PIM	PPG	SHG	GWG	GFG	UAG	SHT	+/-
9	Jody Gage	70	26	39	65	60	11	0	3	4	0	217	+4
17	Gates Orlando	44	22	42	64	42	5	1	4	3	2	118	+19
19	Doug Trapp	68	27	35	62	80	7	1	6	0	0	123	+10
14	Jim Jackson	71	19	38	57	48	5	1	2	3	1	212	+26
8	Don Lever	57	29	25	54	69	7	3	7	5	3	120	+10
15	Bob Logan	56	30	14	44	27	5	0	2	5	6	147	+9
10	Warren Harper	61	13	27	40	50	2	1	0	1	1	78	+10
11	Benoit Hogue	53	14	20	34	52	4	0	0	2	0	105	+4
2	Richie Dunn	64	6	26	32	47	2	0	1	2	0	157	+5
18	Ray Sheppard	55	18	13	31	11	3	0	3	2	2	110	-5
16	Paul Brydges	54	13	17	30	54	1	2	1	1	1	80	+9
7	Jack Brownschidle	74	8	22	30	13	2	1	1	0	1	123	+26
12	Mikael Andersson	42	6	20	26	14	0	0	0	2	0	41	+12
21	Claude Verret	36	13	12	25	2	10	0	2	1	0	90	-17
25	Jeff Parker	54	14	8	22	75	1	1	3	2	1	87	+3
23	Richard Hajdu	58	7	15	22	90	0	0	0	1	0	73	+6
22	Dave Fenyves	71	6	16	22	57	0	0	0	1	1	105	+35
4	Uwe Krupp	42	3	19	22	50	1	0	0	1	0	73	+16
32	Jay Fraser	36	8	12	20	149	1	1	1	2	0	34	+7
28	Mark Ferner	54	0	12	12	157	0	0	0	0	0	48	+14
20	Doug Smith	15	5	6	11	35	0	1	0	3	2	49	+8
26	Normand Lacombe	13	6	5	11	4	1	1	1	1	1	29	+1
33	Wayne VanDorp	47	7	3	10	192	0	0	1	1	0	36	+7
3	Jim Hofford	54	1	8	9	204	0	0	1	0	1	37	+11
24	Bob Halkidis	59	1	8	9	144	0	0	1	0	0	38	-4
20	Al Conroy	13	4	4	8	40	1	0	1	1	0	21	+6
5	Shawn Anderson	15	2	5	7	11	1	0	0	0	2	30	+6
27	Joe Reekie	22	0	6	6	52	0	0	0	0	0	28	+9
35	Andy Ristau	21	1	1	2	113	0	0	0	0	0	11	-1
5	Jason Meyer	3	0	2	2	12	0	0	0	0	0	5	+3
4	James Gasseau	7	0	2	2	6	0	0	0	0	0	9	-2
5	Jim Burton	10	0	2	2	4	0	0	0	0	0	16	-5
29	Marc Tournier	2	0	1	1	2	0	0	0	0	0	1	-2
31	Daren Puppa (G)	57	0	1	1	12	0	0	0	0	0	0	0
30	Mike Craig (G)	23	0	1	1	8	0	0	0	0	0	0	0
4	Steve Dykstra	18	0	0	0	77	0	0	0	0	0	20	-4
34	Darcy Wakaluk	11	0	1	1	12	0	0	0	0	0	0	0
<b>BENCH</b>		<b>80</b>				<b>32</b>							
<b>TOTALS</b>		<b>80</b>	<b>309</b>	<b>488</b>	<b>797</b>	<b>2,095</b>	<b>70</b>	<b>14</b>	<b>41</b>	<b>44</b>	<b>25</b>	<b>2471</b>	

NO	GOALTENDER	GP	MINS	GA	EN	SO	SVS	SVS%	AVG.	RECORD
31	Daren Puppa	57	3128:56	146	0	1	1,319	.900	2.80	33-14-6
34	Darcy Wakaluk	11	545:32	26	0	0	262	.910	2.86	2-2-3
30	Mike Craig	23	1191:20	82	2	0	524	.864	4.13	6-10-4
<b>TOTALS</b>		<b>80</b>	<b>4865:48</b>	<b>254</b>	<b>2</b>	<b>1</b>	<b>2,105</b>	<b>.892</b>	<b>3.13</b>	<b>41-26-13</b>



# AMERKS ALL-TIME YEAR-BY-YEAR STATISTICS Record Book

## 1987-88 REGULAR SEASON PLAYER STATS

NO	NAME	GP	G	A	PTS	PIM	PPG	SHG	GWG	GFG	UAG	SHT	+/-
9	Jody Gage	76	60	44	104	46	21	1	9	7	1	283	+19
14	Jim Jackson	74	23	48	71	23	2	5	4	1	4	257	+12
22	Benoit Hogue	62	24	31	55	141	8	0	4	1	1	162	+8
26	Ken Priestlay	43	27	24	51	47	8	1	8	2	1	141	+8
2	Richie Dunn	68	12	35	47	52	3	0	1	1	2	185	+22
25	Jeff Parker	34	13	31	44	60	5	1	0	3	3	101	+16
15	Bob Logan	45	23	15	38	35	8	0	4	4	1	127	+10
8	Jeff Capello	69	15	23	38	53	4	0	1	4	1	117	+11
5	Don McSween	63	9	29	38	108	1	3	2	2	1	114	+23
12	Mikael Andersson	35	12	24	36	16	1	1	2	0	0	87	+4
7	Keith Gretzky	43	8	24	32	6	3	0	0	1	0	69	-5
16	Paul Brydges	69	15	16	31	86	0	2	0	4	5	90	+5
4	James Gasseau	75	9	21	30	109	4	0	1	1	0	130	+4
17	Kevin Kerr	72	18	11	29	352	6	0	4	1	0	76	+10
19	Mike Hartman	57	13	14	27	283	2	0	1	0	0	113	+7
11	Grant Martin	22	11	15	26	18	5	1	1	2	1	64	+7
28	Mark Ferner	69	1	25	26	165	0	0	0	0	0	94	+18
27	Shawn Anderson	22	5	16	21	19	2	1	1	0	1	51	+12
23	Richard Hajdu	37	7	11	18	24	2	0	0	4	0	41	+3
3	Jim Hofford	69	3	15	18	322	0	0	0	1	0	88	+15
18	Trent Kaese	37	6	11	17	32	1	0	1	0	1	65	+1
21	Gates Orlando	13	4	13	17	18	2	0	1	0	0	39	0
10	Scott Metcalfe	22	2	13	15	56	0	0	1	0	1	46	-5
	w/Nova Scotia	42	9	19	28	87	0	0	3	0	0	-	-
32	Jay Fraser	39	5	9	14	98	1	1	0	1	1	50	0
24	Bob Halkidis	15	2	5	7	50	0	0	0	1	0	30	+4
1	Darcy Wakaluk(G)	56	1	6	7	36	0	0	0	0	1	2	0
31	Daren Puppa(G)	26	0	2	2	8	0	0	0	0	0	0	0
35	Steve Dykstra	7	0	1	1	33	0	0	0	0	0	12	0
35	Brad Miller	3	0	0	0	4	0	0	0	0	0	4	+3
33	Pete Richards (G)	7	0	0	0	0	0	0	0	0	0	0	0
34	Cleon Daskalakis (G)	8	0	0	0	6	0	0	0	0	0	0	0
29	Dave Moylan	16	0	0	0	2	0	0	0	0	0	2	-4
	<b>BENCH</b>	<b>80</b>				<b>24</b>							
	<b>TOTALS</b>	<b>80</b>	<b>328</b>	<b>532</b>	<b>860</b>	<b>2,332</b>	<b>89</b>	<b>17</b>	<b>41</b>	<b>40</b>	<b>26</b>	<b>2,640</b>	

NO	GOALTENDER	GP	MINS	GA	EN	SO	SVS	SVS%	AVG.	RECORD
31	Daren Puppa	26	1,415	65	2	2	624	.906	2.76	14- 8-2
1	Darcy Wakaluk	55	2,763	159	5	0	1178	.881	3.45	27-15-3
34	Cleon Daskalakis	8	382	22	1	0	183	.893	3.46	4- 3-0
33	Pete Richards	7	270	18	0	0	106	.855	4.00	1- 1-2
	<b>TOTALS</b>	<b>80</b>	<b>4,830</b>	<b>264</b>	<b>8</b>	<b>2</b>	<b>2,091</b>	<b>.888</b>	<b>3.28</b>	<b>46-27-7</b>



# AMERKS ALL-TIME YEAR-BY-YEAR STATISTICS Record Book

## 1988-89 REGULAR SEASON PLAYER STATS

NO	NAME	GP	G	A	PTS	PIM	PPG	SHG	GWG	GFG	UAG	SHT	+/-
26	Ken Priestlay	64	56	37	93	60	17	4	8	7	1	277	+25
11	Mike Donnelly	53	32	37	69	53	10	0	4	4	1	200	+6
9	Jody Gage	65	31	38	69	50	6	3	6	4	3	242	+3
14	Jim Jackson	73	19	50	69	14	6	4	3	2	1	254	+5
10	Scott Metcalfe	60	20	31	51	241	8	0	1	4	1	164	+5
12	Mikael Andersson	56	18	33	51	12	2	1	2	1	1	144	+3
2	Richie Dunn	69	9	35	44	81	2	1	2	1	1	172	+6
17	Kevin Kerr	66	20	18	38	306	6	0	0	3	0	136	-4
20	Rob Ray	74	11	18	29	446*	0	0	0	4	0	72	+4
5	Don McSween	66	7	22	29	45	1	1	0	1	1	103	+8
22	Francois Guay	45	6	20	26	34	4	0	0	0	1	56	-6
19	Grant Tkachuk	64	12	13	25	26	1	1	3	0	2	99	-8
7	Geordie Robertson	32	11	12	23	12	3	0	5	2	1	64	-6
18	Trent Kaese	45	9	11	20	68	0	0	0	1	1	96	-10
27	Shawn Anderson	31	5	14	19	24	1	0	0	0	0	67	+12
23	Shawn Whitham	46	4	15	19	75	4	0	0	1	0	97	-21
28	Mark Ferner	55	0	18	18	97	0	0	0	0	0	82	-2
21	Keith Gretzky	23	3	13	16	0	0	0	0	0	1	33	-13
4	Steve Smith	48	2	12	14	79	0	2	0	0	0	85	+9
8	Jeff Capello	39	6	7	13	22	2	0	1	0	1	67	-9
21	Grant Martin	6	7	5	12	6	4	0	1	0	0	32	+3
16	Paul Brydges	51	8	3	11	36	0	2	2	1	1	79	-9
3	Jim Hofford	34	1	9	10	139	0	0	0	0	0	35	+1
35	Wayne VanDorp	28	3	6	9	202	3	0	0	0	0	24	-7
25	Jeff Parker	6	2	4	6	9	1	0	0	0	0	20	-6
15	Bob Halkidis	16	0	6	6	64	0	0	0	0	0	15	+6
15	Bob Logan	5	2	2	4	2	0	0	0	1	0	11	-4
29	Joe Reekie	21	1	2	3	56	0	0	0	0	0	26	-4
25	Dave Moylan	20	0	2	2	15	0	0	0	0	0	17	0
1	Darcy Wakaluk(G)	33	0	2	2	10	0	0	0	0	0	0	0
44	J. Cloutier (G)	11	0	1	1	2	0	0	0	0	0	0	0
44	Kenton Rein (G)	15	0	1	1	34	0	0	0	0	0	0	0
31	Brian Ford (G)	19	0	1	1	0	0	0	0	0	0	0	0
44	Darren Eliot(G)	23	0	1	1	4	0	0	0	0	0	0	0
32	Graeme Bonar	1	0	0	0	2	0	0	0	0	0	2	-3
34	Brad Miller	3	0	0	0	4	0	0	0	0	0	1	-2
23	Ed Hospodar	5	0	0	0	10	0	0	0	0	0	7	-5
<b>BENCH</b>		<b>80</b>				<b>16</b>							
<b>TOTALS</b>		<b>80</b>	<b>305</b>	<b>499</b>	<b>804</b>	<b>2,356</b>	<b>81</b>	<b>19</b>	<b>38</b>	<b>37</b>	<b>18</b>	<b>2,779</b>	

\*Team Record

NO	GOALTENDER	GP	MINS	GA	EN	SO	SVS	SVS%	AVG.	RECORD
31	Brian Ford	19	1,075	60	1	2	451	.883	3.35	12-4-1
44	Kenton Rein	15	676	39	0	2	289	.881	3.46	5-6-2
44	Darren Eliot	23	969	59	0	0	397	.871	3.65	8-6-2
1	Darcy Wakaluk	33	1,566	97	5	1	645	.869	3.72	11-14-0
44	Jacques Cloutier	11	527	41	0	0	227	.847	4.67	2-7-0
<b>TOTALS</b>		<b>80</b>	<b>4,814</b>	<b>296</b>	<b>6</b>	<b>5</b>	<b>2,009</b>	<b>.872</b>	<b>3.69</b>	<b>38-37-5</b>



# AMERKS ALL-TIME YEAR-BY-YEAR STATISTICS Record Book

## 1989-90 REGULAR SEASON PLAYER STATS

NO	NAME	POS	GP	G	A	PTS	PIM	PPG	SHG	GWG	GFG	UAG	SHT	+/-
19	Mike Donnelly	LW	68	43	55	98	71	16	2	8	4	1	267	+12
28	Donald Audette	C	70	42	46	88	78	15	0	5	5	0	249	+20
9	Jody Gage	RW	75	45	38	83	42	20	1	7	5	1	230	-5
16	Francois Guay	C	69	28	35	63	39	8	0	2	5	0	135	-3
5	Don McSween	D	70	16	43	59	43	2	5	3	1	2	146	+21
22	Ken Priestlay	C	40	19	39	58	46	7	2	1	7	1	139	+11
12	Scott McCrory	C	51	14	41	55	46	8	0	2	1	0	100	+2
7	Steve Ludzik	C	54	25	29	54	71	7	2	2	3	2	172	+12
14	Jim Jackson	RW	77	16	37	53	14	2	3	3	3	0	219	+8
27	Darrin Shannon	LW	50	20	23	43	25	3	1	0	2	0	101	+3
15	Dale DeGray	D	50	6	25	31	118	2	1	0	1	1	149	+12
	w/New Haven		17	2	10	12	38	0	0	0	0	0	—	—
	Total		67	8	35	43	156	2	1	0	1	1	—	—
10	Scott Metcalfe	LW	43	12	17	29	93	3	0	2	1	1	121	-7
29	Bob Corkum	RW	43	8	11	19	45	1	1	0	0	1	68	+2
24	Ken Sutton	D	57	5	14	19	83	1	0	1	0	0	81	+5
26	Darcy Loewen	LW	50	7	11	18	193	2	0	1	0	0	42	-3
21	Dave Baseggio	D	41	3	15	18	41	1	0	1	0	0	43	+2
4	Steve Smith	D	42	3	15	18	107	0	1	1	1	0	97	+9
23	Shawn Anderson	D	39	2	16	18	41	0	0	0	0	0	83	+10
20	Rob Ray	LW	43	2	13	15	335	0	0	1	0	0	56	-6
2	Richie Dunn	D	41	7	7	14	34	3	0	1	0	2	83	-10
15	Bob Halkidis	D	18	1	13	14	70	0	0	0	0	0	33	+5
25	Joel Savage	RW	43	6	7	13	39	0	0	1	0	1	37	-9
34	Brad Miller	D	60	2	10	12	273	0	0	0	1	0	49	+2
3	Jim Hofford	D	52	1	9	10	233	0	0	0	0	0	47	-2
22	Ray Sheppard	RW	5	3	5	8	2	1	0	1	0	1	16	+6
1	Darcy Wakaluk	G	56	0	7	7	38	0	0	0	0	0	0	0
32	Mitch Molloy	LW	15	1	1	2	43	0	0	0	0	0	9	-2
33	Dave Littman	G	14	0	2	2	0	0	0	0	0	0	0	0
17	Kevin Kerr	RW	8	0	1	1	22	0	0	0	0	0	7	-1
31	Brian Ford	G	19	0	1	1	0	0	0	0	0	0	0	0
	<b>BENCH</b>		<b>80</b>				<b>28</b>							
	<b>TOTALS</b>		<b>80</b>	<b>337</b>	<b>586</b>	<b>923</b>	<b>2,313</b>	<b>102</b>	<b>19</b>	<b>43</b>	<b>40</b>	<b>14</b>	<b>2,779</b>	

NO	GOALTENDER	GP	MINS	GA	EN	SO	SVS	SVS%	AVG.	RECORD
33	Dave Littman	14	680:48	37	1	0	270	.879	3.26	5-6-1
1	Darcy Wakaluk	56	3094:52	173	4	2	1,307	.883	3.35	31-16-4
31	Brian Ford	19	1076:00	69	2	0	441	.865	3.85	7-6-4
	<b>TOTALS</b>	<b>80</b>	<b>4851:00</b>	<b>279</b>	<b>7</b>	<b>2</b>	<b>2,018</b>	<b>.876</b>	<b>3.54</b>	<b>43-28-9</b>



# AMERKS ALL-TIME YEAR-BY-YEAR STATISTICS

## Record Book

### 1990-91 REGULAR SEASON PLAYER STATS

NO	NAME	POS	GP	G	A	PTS	PIM	PPG	SHG	GWG	GFG	UAG	SHT
22	Don Biggs	C	65	31	57	88	115	13	1	3	10	1	206
9	Jody Gage	RW	73	42	43	85	36	18	0	7	8	0	229
35	Bill Houlder	D	69	13	53	66	28	5	1	2	2	2	222
16	Francois Guay	C	61	24	39	63	38	8	0	2	5	2	157
8	Darrin Shannon	LW	49	26	34	60	56	8	2	3	2	1	91
12	Scott McCrory	C	57	27	25	52	39	10	0	3	2	3	123
7	Steve Ludzik	C	64	22	29	51	137	5	0	2	1	1	185
5	Don McSween	D	74	7	44	51	57	1	0	0	1	0	157
27	Dan Frawley	RW	74	15	31	46	152	2	0	2	2	1	161
11	Joel Savage	RW	61	25	19	44	45	2	0	5	5	2	134
10	Scott Metcalfe	LW	69	17	22	39	175	0	0	1	2	1	173
19	Bob Corkum	C	69	13	21	34	77	1	2	1	1	2	147
15	Dale DeGray	D	64	9	25	34	121	2	0	3	1	1	170
24	Ken Sutton	D	62	7	24	31	65	2	0	1	0	0	129
23	Jiri Sejba	LW	31	15	13	28	54	5	0	3	2	0	60
26	Darcy Loewen	LW	71	13	15	28	130	0	1	2	2	0	115
2	Greg Brown	D	31	6	17	23	16	6	0	3	2	0	63
17	Dave Baseggio	D	35	3	13	16	32	1	0	0	0	0	63
21	Kevin Haller	D	52	2	8	10	53	0	1	0	0	0	70
34	Brad Miller	D	49	0	9	9	248	0	0	0	0	0	41
33	Dave Littman	G	56	0	7	7	6	0	0	0	0	0	0
4	Steve Smith	D	37	2	4	6	74	0	0	0	0	1	53
28	Donald Audette	RW	5	4	0	4	2	3	0	1	1	0	18
18	Ian Boyce	LW	12	1	2	3	2	0	0	0	0	0	12
20	Rob Ray	LW	8	1	1	2	15	0	0	1	0	0	8
32	Mitch Molloy	LW	24	1	0	1	127	1	0	0	0	0	8
14	Torrie Robertson	LW	1	0	1	1	0	0	0	0	0	0	1
29	Brian Curran	D	10	0	0	0	36	0	0	0	0	0	11
1	Darcy Wakaluk	G	26	0	0	0	38	0	0	0	0	0	0
31	Scott Luce	G	3	0	0	0	0	0	0	0	0	0	0
31	Francois Gravel	G	3	0	0	0	2	0	0	0	0	0	0
<b>BENCH</b>			<b>80</b>				<b>28</b>						
<b>TOTALS</b>			<b>80</b>	<b>326</b>	<b>556</b>	<b>882</b>	<b>2,004</b>	<b>93</b>	<b>8</b>	<b>45</b>	<b>49</b>	<b>18</b>	<b>2,807</b>

NO	GOALTENDER	GP	MINS	GA	EN	SO	SVS	SVS%	AVG.	RECORD
31	Scott Luce*	3	183:42	6	0	1	91	.938	1.96	1-1-1
1	Darcy Wakaluk	26	1362:23	68	5	4	615	.900	2.99	10-10-3
33	Dave Littman*	56	3154:51	160	3	3	1,201	.882	3.04	33-13-5
31	Francois Gravel	3	159:28	10	1	0	88	.898	3.77	1-2-0
<b>TOTALS</b>		<b>80</b>	<b>4867:49</b>	<b>244</b>	<b>9</b>	<b>8</b>	<b>1,995</b>	<b>.887</b>	<b>3.12</b>	<b>45-26-9</b>

\* Shared Shutout on 3/31/91



# AMERKS ALL-TIME YEAR-BY-YEAR STATISTICS

## Record Book

### 1991-92 REGULAR SEASON PLAYER STATS

NO	NAME	POS	GP	G	A	PTS	PIM	PPG	SHG	GWG	GFG	UAG	SHT	+/-
12	Peter Ciavaglia	C	77	37	61	98	16	16	3	6	4	2	201	0
9	Jody Gage	RW	67	40	40	80	54	19	0	4	3	0	264	+6
23	Jiri Sejba	LW	59	27	31	58	36	12	0	5	6	1	131	+1
10	Jason Winch	LW	73	23	35	58	24	9	0	2	2	0	156	+8
25	Lou Franceschetti	LW	49	15	25	40	64	2	1	4	1	1	71	+6
	w/ New Haven		25	6	7	13	59	0	1	0	1	1	-	-
	Totals		74	21	32	53	123	2	2	4	2	2	-	-
27	Dan Frawley	RW	78	28	23	51	208	12	0	5	8	3	188	+4
2	Greg Brown	D	56	8	30	38	25	2	0	0	1	1	137	-4
5	Don McSween	D	75	6	32	38	60	2	1	0	2	0	146	+17
14	Brad Rubachuk	C	70	18	16	34	201	4	1	0	4	1	133	-12
22	Lindy Ruff	D	62	10	24	34	110	1	0	1	1	0	146	+5
35	Bill Houlder	D	42	8	26	34	16	5	0	2	0	1	143	-13
21	Chris Snell	D	65	5	27	32	66	2	0	1	0	0	150	+10
26	Darcy Loewen	LW	73	11	20	31	193	0	1	2	0	0	128	+3
19	Bob Corkum	C	52	16	12	28	47	5	2	1	4	2	162	-2
7	Steve Ludzik	C	45	6	22	28	88	4	0	0	1	0	113	+5
11	Joel Savage	RW	59	8	14	22	39	2	0	1	2	0	107	-1
17	Dave Baseggio	D	29	5	11	16	14	2	0	0	1	0	51	-6
18	Ian Boyce	LW	20	5	8	13	4	0	0	0	1	0	33	+14
15	Sean O'Donnell	D	73	4	9	13	193	0	0	1	1	0	76	+13
44	Rick Vaive	RW	12	4	9	13	4	1	0	1	2	0	45	0
20	Keith Carney	D	24	1	10	11	2	0	0	0	0	0	34	+3
16	Ed Zawatsky	C	14	4	6	10	2	1	0	1	0	0	21	+2
33	Dave Littman	G	60	0	5	5	8	0	0	0	0	0	0	0
34	Brad Miller	D	27	0	4	4	113	0	0	0	0	0	39	-7
3	David DiVita	D	25	1	2	3	59	0	0	0	0	0	11	-6
29	Brian Curran	D/LW	36	0	3	3	122	0	0	0	0	0	23	-4
16	Andy Pritchard	RW	2	1	0	1	0	0	0	0	0	0	4	-1
4	Steve Smith	D	3	1	0	1	0	1	0	0	0	0	14	-2
25	Peter Ambroziak	LW	2	0	1	1	0	0	0	0	0	0	3	-1
31	Tom Draper	G	9	0	1	1	0	0	0	0	0	0	0	0
32	Bob Fleming	RW	5	0	0	0	29	0	0	0	0	0	0	-1
8	Kevin Haller	D	4	0	0	0	18	0	0	0	0	0	7	+2
20	Tony Iob	LW	1	0	0	0	0	0	0	0	0	0	0	-1
30	John Bradley	G	6	0	0	0	2	0	0	0	0	0	0	0
31	Clint Malarchuk	G	2	0	0	0	2	0	0	0	0	0	0	0
31	Daren Puppa	G	2	0	0	0	2	0	0	0	0	0	0	0
1	Bill Pye	G	8	0	0	0	0	0	0	0	0	0	0	0
	<b>BENCH</b>		<b>80</b>				<b>26</b>							
	<b>TOTALS</b>		<b>80</b>	<b>292</b>	<b>507</b>	<b>799</b>	<b>1,847</b>	<b>102</b>	<b>9</b>	<b>37</b>	<b>44</b>	<b>12</b>	<b>2,737</b>	

NO	GOALTENDER	GP	MINS	GA	EN	SO	SVS	SVS%	AVG.	RECORD
31	Clint Malarchuk	2	120:00	3	0	1	54	.947	1.50	2-0-0
1	Bill Pye	8	331:21	15	2	0	125	.893	2.72	1-4-0
33	Dave Littman	60	3497:51	172	6	3	1,557	.901	2.95	28-20-9
30	John Bradley	6	248:14	13	0	1	85	.867	3.14	2-2-1
31	Tom Draper	9	531:26	28	0	0	214	.884	3.16	4-3-2
31	Daren Puppa	2	118:54	9	0	0	44	.830	4.54	0-2-0
	<b>TOTALS</b>	<b>80</b>	<b>4870:59</b>	<b>240</b>	<b>8</b>	<b>5</b>	<b>2,079</b>	<b>.893</b>	<b>3.05</b>	<b>37-31-12</b>



# AMERKS ALL-TIME YEAR-BY-YEAR STATISTICS

## Record Book

### 1992-93 REGULAR SEASON PLAYER STATS

NO	NAME	POS	GP	G	A	PTS	PIM	PPG	SHG	GWG	GFG	UAG	SHT	+/-
12	Peter Ciavaglia	C	64	35	67	102	32	12	1	4	2	2	154	+19
17	Todd Simon	C	67	27	66	93	54	10	0	3	4	0	205	-10
9	Jody Gage	RW	71	40	40	80	76	19	0	7	3	2	234	-13
21	Chris Snell	D	77	14	57	71	83	8	0	1	5	0	234	-6
19	Scott Thomas	RW	65	32	27	59	38	9	2	2	4	3	191	+10
24	Doug Macdonald	C	64	25	33	58	58	6	2	4	3	4	147	-2
32	Jozef Cierny	LW	54	27	27	54	36	16	1	4	2	3	154	+9
23	Mike McLaughlin	LW	71	19	35	54	27	7	2	5	1	1	137	+8
2	Greg Brown	D	61	11	38	49	46	2	2	0	2	0	163	+20
27	Dan Frawley	RW	75	17	27	44	216	2	0	1	4	0	141	+3
16	Jason Young	LW	59	20	20	40	60	0	0	0	1	1	133	-6
20	Keith Carney	D	41	5	21	26	32	0	1	1	0	0	79	+9
26	Viktor Gordiuk	LW	35	11	14	25	8	2	0	0	4	1	88	+6
14	Brad Rubachuk	C	60	10	15	25	218	1	2	0	1	1	99	-12
15	Sean O'Donnell	D	74	3	18	21	203	2	0	0	0	0	83	-2
22	Tony Iob	LW	20	12	8	20	70	7	0	0	3	0	45	0
25	Peter Ambroziak	LW	51	8	10	18	37	1	1	1	2	0	48	-4
7	Jeff Sirkka	D	59	6	11	17	132	1	0	2	1	0	60	+5
10	Jason Winch	LW	31	1	13	14	29	0	0	0	0	0	32	-6
28	Donald Audette	RW	6	8	4	12	10	3	0	2	0	0	28	+7
29	Bruce Shoenbottom	D	64	7	5	12	253	0	0	1	3	1	64	-7
8	Philippe Boucher	D	5	4	3	7	8	1	0	0	0	1	24	-1
4	Andrei Iakovenko	D	16	2	2	4	20	0	0	1	0	0	21	+4
4	Todd Flichel	D	15	1	3	4	4	0	1	0	0	1	23	-1
31	Olaf Kolzig	G	48	0	3	3	6	0	0	0	0	0	0	0
3	David DiVita	D	16	1	1	2	18	0	0	0	0	0	9	-3
11	Joel Savage	RW	6	1	1	2	6	0	0	1	0	0	10	-2
1	Bill Pye	G	26	0	2	2	4	0	0	0	0	0	0	0
4	Grant Ledyard	D	5	0	2	2	8	0	0	0	0	0	10	+6
4	Randy Moller	D	3	1	0	1	10	0	0	0	1	0	2	-4
3	Dean Melanson	D	8	0	1	1	6	0	0	0	0	0	10	-1
8	Mike Smith	D	2	0	1	1	0	0	0	0	0	0	3	+2
5	Brad Pascall	D	18	0	1	1	38	0	0	0	0	0	9	-2
35	Dan Bylsma	RW	2	0	1	1	0	0	0	0	0	0	3	+1
35	Cam Brown	LW	4	0	0	0	26	0	0	0	0	0	2	0
4	Kord Cernich	D	4	0	0	0	2	0	0	0	0	0	6	-1
34	Bill Horn	G	6	0	0	0	0	0	0	0	0	0	0	0
30	Mark Bernard	G	1	0	0	0	0	0	0	0	0	0	0	0
33	Tom Draper	G	5	0	0	0	2	0	0	0	0	0	0	0
34	Greg Menges	G	2	0	0	0	0	0	0	0	0	0	0	0
<b>BENCH</b>			<b>80</b>	<b>24</b>										
<b>TOTALS</b>			<b>80</b>	<b>348</b>	<b>577</b>	<b>925</b>	<b>1,900</b>	<b>109</b>	<b>15</b>	<b>40</b>	<b>46</b>	<b>21</b>	<b>2,651</b>	

NO	GOALTENDER	GP	MINS	GA	EN	SO	SVS	SVS%	AVG.	RECORD
30	Mark Bernard	1	20:00	1	0	0	15	.938	3.00	0-0-0
31	Olaf Kolzig	48	2738:04	168	3	0	1,253	.882	3.68	25-16-4
34	Bill Horn	6	304:21	22	1	0	145	.868	4.34	3-1-1
1	Bill Pye	26	1426:23	107	2	0	686	.865	4.50	9-14-2
33	Tom Draper	5	272:50	22	1	0	140	.864	4.83	3-2-0
34	Greg Menges	2	39:53	5	0	0	14	.737	7.50	0-0-0
<b>TOTALS</b>		<b>80</b>	<b>4833:05</b>	<b>325</b>	<b>7</b>	<b>0</b>	<b>2,253</b>	<b>.872</b>	<b>4.12</b>	<b>40-33-7</b>



# AMERKS ALL-TIME YEAR-BY-YEAR STATISTICS Record Book

## 1993-94 REGULAR SEASON PLAYER STATS

NO	NAME	POS	GP	G	A	PTS	PIM	PPG	SHG	GWG	GFG	UAG	SHT	+/-
17	SIMON, Todd	C	55	33	52	85	79	7	0	6	5	3	177	0
26	GORDIOUK, Viktor	LW	74	28	39	67	26	6	4	6	9	4	226	14
28	BLACK, James	C	45	19	32	51	28	9	1	1	3	2	175	-18
24	MACDONALD, Doug	C	63	25	19	44	46	6	0	2	4	0	148	-17
16	YOUNG, Jason	LW	68	17	26	43	84	1	2	0	3	4	203	-18
36	BARNABY, Matthew	LW	42	10	32	42	153	6	0	0	0	0	72	-8
9	GAGE, Jody	RW	44	18	21	39	57	12	0	3	1	0	126	-20
18	VOLKOV, Mikhail	RW	62	12	26	38	28	3	1	1	1	1	85	1
10	DAWE, Jason	LW	48	22	14	36	44	7	0	2	1	1	105	-14
14	RUBACHUK, Brad	C	65	18	18	36	246	4	0	2	3	1	130	-4
23	COOPER, David	D	68	10	25	35	82	5	0	1	0	0	126	-22
4	BOUCHER, Philippe	D	31	10	22	32	51	6	0	1	1	0	157	1
20	PETRENKO, Sergei	LW	38	16	15	31	8	7	0	2	2	1	93	-14
7	MELANSON, Dean	D	80	1	21	22	138	0	0	0	0	0	94	0
27	MARIETTI, Brett	RW	38	6	14	20	63	1	1	1	2	1	50	4
21	KRYS, Mark	D	58	2	13	15	77	0	1	0	0	0	70	0
	Totals(w/ PROV)		81	3	15	18	109	0	1	0	0	0	96	-4
8	BAVIS, Mike	RW	65	3	11	14	89	0	0	0	1	0	62	-11
10	METCALFE, Scott	LW	16	5	7	12	16	1	0	1	1	1	36	-1
15	O'DONNELL, Sean	D	64	2	10	12	242	0	0	0	1	0	78	0
29	TSYGUROV, Denis	D	2	1	10	11	10	1	0	0	1	1	35	8
2	BOOTH, Derek	D	45	2	8	10	82	1	0	0	0	0	32	-8
28	GUIDOTTI, Vince	D	20	2	8	10	8	1	0	0	0	0	37	4
19	THOMAS, Scott	RW	11	4	5	9	0	2	0	0	1	0	25	-2
12	AMBROZIAK, Peter	LW	22	3	4	7	53	0	1	0	0	0	32	-1
27	LESSARD, Rick	D	8	1	2	3	2	0	0	0	0	0	6	3
5	PASCALL, Brad	D	35	2	0	2	33	0	1	2	0	0	16	-1
32	WALCOTT, Richie	RW	17	1	0	1	66	0	0	0	0	0	4	-5
11	BRIGHT, Chris	C	9	1	0	1	6	0	0	0	0	0	11	0
19	BANIKA, Cory	RW	7	1	0	1	12	0	0	0	0	0	4	2
	TOTAL (w/ HERS)		9	1	0	1	14	0	0	0	0	0	4	-2
22	MAHER, Jim	D	5	1	0	1	0	0	0	0	0	0	7	-2
11	SORENSEN, Kelly	RW	4	1	0	1	4	0	0	0	0	0	3	0
29	MELANSON, Rob	D	13	0	1	1	24	0	0	0	0	0	6	-3
30	KETTERER, Markus	G	32	0	1	1	2	0	0	0	0	0	0	0
32	CAPSON, Greg	D	10	0	0	0	29	0	0	0	0	0	0	-4
34	LALONDE, Christian	LW	5	0	0	0	6	0	0	0	0	0	1	-2
21	BLAD, Brian	D	3	0	0	0	0	0	0	0	0	0	2	-1
3	FLICHEL, Todd	D	2	0	0	0	0	0	0	0	0	0	1	-4
22	HICKS, Jamey	C	2	0	0	0	4	0	0	0	0	0	1	-1
29	YOUNG, John	C	2	0	0	0	0	0	0	0	0	0	1	0
32	PAYNE, Davis	LW	2	0	0	0	5	0	0	0	0	0	0	-1
11	KUZMINSKI, Alex	C	1	0	0	0	0	0	0	0	0	0	0	0
35	MALTAIS, Dominic	RW	1	0	0	0	0	0	0	0	0	0	0	-1
31	HORN, Bill	G	25	0	0	0	0	0	0	0	0	0	0	0
1	PYE, Bill	G	19	0	0	0	16	0	0	0	0	0	0	0
35	DERKSEN, Duane	G	6	0	0	0	0	0	0	0	0	0	0	0
30	FUHR, Grant	G	5	0	0	0	0	0	0	0	0	0	0	0
35	PARSON, Mike	G	3	0	0	0	0	0	0	0	0	0	0	0
	<b>BENCH</b>		<b>80</b>				<b>62</b>							
	<b>TOTALS</b>		<b>80</b>	<b>277</b>	<b>456</b>	<b>733</b>	<b>1,981</b>	<b>86</b>	<b>12</b>	<b>31</b>	<b>40</b>	<b>20</b>	<b>2,437</b>	

NO	GOALTENDER	GP	MINS	GA	EN	SO	SVS	SVS%	AVG.	RECORD
30	FUHR, Grant	5	310:00	10	0	0	145	0.935	1.94	3-0-2
31	HORN, Bill	25	1394:19	81	1	0	559	0.873	3.49	9-9-5
35	DERKSEN, Duane	6	235:07	14	0	0	115	0.891	3.57	2-1-1
30	KETTER, Markus	32	1774:30	110	2	1	773	0.875	3.72	9-15-5
35	PARSON, Mike	3	175:47	12	0	0	61	0.836	4.10	1-2-0
1	PYE, Bill	19	980:08	70	0	0	462	0.868	4.29	7-7-2
	<b>TOTALS</b>	<b>80</b>	<b>4879:25</b>	<b>297</b>	<b>3</b>	<b>1</b>	<b>2,115</b>	<b>0.876</b>	<b>3.69</b>	<b>31-34-15</b>



# AMERKS ALL-TIME YEAR-BY-YEAR STATISTICS Record Book

## 1994-95 REGULAR SEASON PLAYER STATS

NO	NAME	POS	GP	G	A	PTS	PIM	PPG	SHG	GWG	GFG	UAG	SHT	+/-
17	SIMON, Todd	C	69	25	65	90	78	16	0	2	6	3	215	-21
26	GORDIOUK, Viktor	LW	63	31	30	61	36	7	5	6	3	1	225	8
10	METCALFE, Scott	LW	63	19	36	55	216	2	0	1	3	1	150	8
36	BARNABY, Matthew	LW	56	21	29	50	274	6	0	1	4	3	116	7
25	DAWE, Jason	RW	44	27	19	46	24	10	0	2	5	1	117	-12
24	MACDONALD, Doug	C	58	21	25	46	73	7	1	0	2	1	138	6
19	THOMAS, Scott	RW	55	21	25	46	115	9	0	7	2	1	144	2
18	VOLKOV, Mikhail	RW	56	17	27	44	52	4	1	2	3	1	111	6
32	BOUCHER, Philippe	D	43	14	27	41	26	5	0	1	2	0	221	-1
38	WIEMER, Jim	D	45	9	29	38	74	3	0	2	2	0	149	-8
16	YOUNG, Jason	LW	51	18	17	35	80	3	2	3	2	3	109	-7
33	ASTLEY, Mark	D	46	5	24	29	49	2	0	2	0	1	104	-10
20	PETRENKO, Sergei	LW	43	12	16	28	16	1	0	0	2	0	61	4
28	NICHOL, Scott	C	71	11	16	27	136	1	4	1	2	2	114	-12
12	AMBROZIAK, Peter	LW	46	14	11	25	35	1	1	2	1	1	51	2
2	NEMETH, Tom	D	56	4	17	21	32	0	0	0	0	0	99	-3
21	KRYS, Mark	D	70	3	16	19	113	0	0	0	0	0	96	15
4	COPELAND, Todd	D	77	4	12	16	152	0	0	0	0	0	83	1
27	RUSHFORTH, Paul	C	25	8	6	14	10	0	0	2	0	0	55	2
7	MELANSON, Dean	D	43	4	7	11	84	0	0	0	0	2	62	2
9	GAGE, Jody	RW	23	4	5	9	20	1	0	0	1	0	43	-10
5	GERMAIN, Eric	D	18	1	7	8	13	0	0	1	0	0	15	1
8	BAVIS, Mike	RW	27	3	4	7	100	0	0	0	0	0	32	-9
23	COOPER, Dave	D	21	2	4	6	48	0	0	0	1	0	30	-6
22	BARRIE, Mike	C	16	1	3	4	40	0	0	0	0	0	20	0
37	BOSTON, Scott	D	16	1	1	2	6	0	0	0	0	0	32	-5
32	KNAUFT, Lorne	D	5	0	2	2	8	0	0	0	0	0	8	4
29	McCLELLAND, Kevin	RW	22	0	2	2	93	0	0	0	0	0	7	-4
34	SHIELDS, Steve	G	13	0	2	2	0	0	0	0	0	0	0	0
44	MAILHOT, Jacques	LW	15	0	1	1	52	0	0	0	0	0	1	-4
3	FOY, Chris	D	5	0	1	1	2	0	0	0	0	0	0	0
3	MARTIN, Don	D	1	0	1	1	2	0	0	0	0	0	1	2
30	KETTERER, Markus	G	47	0	1	1	0	0	0	0	0	0	0	0
3	KLIMENTIEV, Sergei	D	7	0	0	0	8	0	0	0	0	0	9	0
32	BENAZIC, Cal	D	2	0	0	0	0	0	0	0	0	0	2	-4
37	WRIGHT, Shayne	D	2	0	0	0	0	0	0	0	0	0	2	0
15	MCCARTHY, Brian	C	4	0	0	0	5	0	0	0	0	0	3	-2
39	SHOEBOTTOM, Bruce	D	1	0	0	0	0	0	0	0	0	0	0	-1
32	EVANS, Doug	D	2	0	0	0	0	0	0	0	0	0	0	-1
3	CAMPBELL, Scott	D	4	0	0	0	15	0	0	0	0	0	3	-2
39	RAYMOND, Eric	G	29	0	0	0	6	0	0	0	0	0	0	0
<b>BENCH</b>			<b>80</b>				<b>28</b>							
<b>TOTALS</b>			<b>80</b>	<b>300</b>	<b>488</b>	<b>788</b>	<b>2,121</b>	<b>78</b>	<b>14</b>	<b>35</b>	<b>41</b>	<b>21</b>	<b>2628</b>	

NO	GOALTENDER	GP	STARTS	MINS	GA	EN	SO	SVS	SVS%	AVG.	RECORD
39	RAYMOND, Eric	29	25	1592:59	92	2	0	751	0.891	3.47	13-10-4
30	KETTERER, Markus	47	45	2563:55	154	3	1	1,193	0.886	3.60	19-20-3
34	SHIELDS, Steve	13	10	673:37	53	0	0	258	0.83	4.72	3-8-0
<b>TOTALS</b>		<b>80</b>	<b>80</b>	<b>4847:35</b>	<b>299</b>	<b>5</b>	<b>1</b>	<b>2,202</b>	<b>0.879</b>	<b>3.76</b>	<b>35-38-7</b>



# AMERKS ALL-TIME YEAR-BY-YEAR STATISTICS Record Book

## 1995-96 REGULAR SEASON PLAYER STATS

NO	NAME	POS	GP	G	A	PTS	PIM	PPG	SHG	GWG	GFG	UAG	SHT	+/-
5	CHARRON, Craig	C	72	43	52	95	79	8	3	9	5	6	204	26
19	WARD, Dixon	LW	71	38	56	94	74	19	0	4	5	3	223	7
37	MOORE, Barrie	LW	66	26	29	55	40	9	2	4	2	2	19	19
4	HOLLINGER, Terry	D	62	5	50	55	71	2	1	0	1	0	121	8
36	JACKSON, Dane	RW	50	27	19	46	132	14	0	2	4	0	100	18
10	METCALFE, Scott	C	71	21	24	45	228	4	2	4	1	2	158	13
20	CONN, Rob	RW	36	22	15	37	40	4	1	2	5	1	106	15
3	KLIMENTIEV, Sergei	D	70	7	29	36	74	3	0	2	0	0	139	18
21	NICHOL, Scott	C	63	14	17	31	170	1	0	0	2.	1	107	-11
27	FRAWLEY, Dan	RW	77	12	16	28	194	0	0	3	1	1	117	4
23	COOPER, Dave	D	67	9	18	27	79	4	0	2	2	0	147	-2
17	LEACH, Jamie	RW	47	12	14	26	40	2	0	0	2	0	124	-3
11	HOLZINGER, Brian	C	17	10	11	21	14	0	0	2	2	1	45	9
33	PEARSON, Scott	LW	26	8	8	16	113	1	0	2	0	0	80	-12
7	MELANSON, Dean	D	70	3	13	16	204	0	1	1	0	0	94	4
9	GAGE, Jody	RW	16	3	12	15	20	1	0	0	0	0	27	2
40	NDUR, Rumun	D	73	2	12	14	306	0	1	0	0	0	39	8
43	DAWE, Jason	LW	7	5	4	9	2	2	1	0	0	2	29	-1
34	CIRONE, Jason	C	24	4	5	9	34	0	0	0	0	0	42	2
25	KARABIN, Ladislav	C	21	3	5	8	18	2	0	0	1	1	25	-9
22	WESTERBY, Bob	LW	40	2	6	8	155	0	0	0	0	0	47	1
15	WRIGHT, Shayne	D	48	0	8	8	99	0	0	0	0	0	46	-5
18	JUNKER, Steve	LW	29	5	2	7	31	2	0	0	0	0	47	0
33	MAZUR, Jay	C	16	5	2	7	16	3	0	0	0	0	32	-8
33	HOUDA, Doug	D	21	1	6	7	41	0	0	0	0	0	24	7
24	PRIMEAU, Wayne	C	8	2	3	5	8	0	0	0	0	0	19	-4
2	WILSON, Mike	D	15	0	5	5	38	0	0	0	0	0	25	-6
29	BOH, Aaron	D	12	0	4	4	10	0	0	0	0	0	21	-4
31	SHIELDS, Steve	G	43	0	4	4	39	0	0	0	0	0	1	0
12	VARADA, Vaclav	RW	5	3	0	3	4	0	0	0	0	0	13	-2
18	VOLKOV, Mikhail	RW	11	1	2	3	10	0	0	0	0	0	13	-4
35	STAUBER, Robb	G	16	1	2	3	6	0	0	0	0	1	1	0
2	HUMENIUK, Scott	D	12	0	2	2	19	0	0	0	0	0	13	-4
29	FEASBY, Scott	D	12	0	2	2	6	0	0	0	0	0	8	8
2	McKEE, Jay	D	4	0	1	1	15	0	0	0	0	0	3	-2
24	ROBERGE, Serge	RW	32	0	1	1	42	0	0	0	0	0	4	-3
35	BLUE, John	G	14	0	1	1	4	0	0	0	0	0	1	0
11	JENNINGS, Grant	D	9	0	1	1	28	0	0	0	0	0	14	4
30	PARENT, Rich	G	2	0	0	0	0	0	0	0	0	0	0	0
39	TANNER, John	G	10	0	0	0	17	0	0	0	0	0	0	0
35	TREFILOV, Andrei	G	5	0	0	0	0	0	0	0	0	0	0	0
<b>BENCH</b>			<b>80</b>				<b>56</b>							
<b>TOTALS</b>			<b>80</b>	<b>294</b>	<b>461</b>	<b>755</b>	<b>2,576</b>	<b>81</b>	<b>12</b>	<b>37</b>	<b>33</b>	<b>21</b>	<b>2,451</b>	

NO	GOALTENDER	GP	STARTS	MINS	GA	EN	SO	SVS	SVS%	AVG.	RECORD
35	TREFILOV, Andrei	5	5	299:09	13	1	0	125	0.906	2.61	4-1-0
35	STAUBER, Robb	16	14	832:59	49	1	0	421	0.896	3.53	6-7-1
31	SHIELDS, Steve	43	39	2356:27	140	4	1	1,148	0.891	3.57	20-17-2
35	BLUE, John	14	11	671:59	41	1	0	295	0.878	3.66	4-6-1
39	TANNER, John	10	10	579:15	38	3	0	253	0.869	3.94	3-6-1
30	PARENT, Rich	2	1	89:32	6	0	0	42	0.875	4.02	0-1-0
<b>TEAM TOTALS</b>		<b>80</b>	<b>80</b>	<b>4848:07</b>	<b>287</b>	<b>10</b>	<b>1</b>	<b>2,284</b>	<b>0.885</b>	<b>3.68</b>	<b>37-38-5</b>



# AMERKS ALL-TIME YEAR-BY-YEAR STATISTICS

## Record Book

### 1996-97 REGULAR SEASON PLAYER STATS

NO	NAME	POS	GP	G	A	PTS	PIM	PPG	SHG	GWG	GFG	UAG	SHT	+/-
25	YAKE, Terry	C	78	34	67	101	77	9	0	5	7	2	254	16
10	METCALFE, Scott	LW	80	32	38	70	205	6	3	0	4	5	200	10
5	CHARRON, Craig	C	72	24	41	65	42	9	1	3	4	1	209	-5
12	HOLLINGER, Terry	D	73	12	51	63	54	3	2	2	3	2	178	21
36	JACKSON, Dane	RW	78	24	34	58	111	13	0	2	3	0	175	4
23	VARADA, Vaclav	LW	53	23	25	48	81	3	1	3	4	1	180	8
37	BROWN, Curtis	LW	51	22	21	43	30	7	0	3	5	1	137	17
21	NICHOL, Scott	C	68	22	21	43	133	1	4	6	3	0	165	9
3	KLIMENTIEV, Sergei	D	77	14	28	42	114	4	2	2	1	2	213	7
15	WRIGHT, Shayne	D	80	7	30	37	124	4	0	1	0	1	110	20
11	RONAN, Ed	RW	47	13	21	34	62	6	1	2	3	1	126	9
27	FRAWLEY, Dan	RW	77	11	22	33	115	3	0	0	2	0	107	-1
18	MOORE, Barrie	LW	32	14	15	29	14	2	1	3	1	2	110	4
7	MILLAR, Craig	D	64	7	18	25	65	3	0	2	1	0	105	7
40	NDUR, Rumun	D	68	5	11	16	282	0	0	0	0	1	54	-5
44	WALTERS, Greg	LW	55	5	10	15	247	1	0	0	0	0	75	-3
24	PRIMEAU, Wayne	C	24	9	5	14	27	1	0	1	0	0	51	-3
22	HUDDY, Charlie	D	63	6	8	14	36	0	2	2	0	1	92	11
16	MOSER, Jay	RW	22	4	9	13	4	0	0	1	0	0	38	7
38	JOUBERT, Jacques	C	20	5	3	8	10	2	0	1	0	0	29	-9
2	McKEE, Jay	D	7	2	5	7	4	1	0	0	0	0	19	0
55	LAVIGNE, Eric	D	46	1	6	7	89	0	0	0	0	0	34	-1
20	DANIELS, Kimbi	C	6	1	3	4	2	1	0	1	0	0	9	-1
18	DUTIAUME, Mark	LW	6	1	1	2	0	1	0	0	0	0	2	-4
14	LILLEY, John	RW	1	0	2	2	15	0	0	0	0	0	2	1
33	RUSHFORTH, Paul	C	7	0	2	2	4	0	0	0	0	0	7	-1
19	SEITZ, Dave	C	13	0	2	2	4	0	0	0	0	0	10	-2
34	MEZIN, Andrei	G	7	0	1	1	0	0	0	0	0	0	0	0
7	FEASBY, Scott	D	1	0	0	0	2	0	0	0	0	0	0	-2
17	TARDIF, Marc	RW	1	0	0	0	0	0	0	0	0	0	0	0
69	SODERSTROM, Tommy	G	2	0	0	0	0	0	0	0	0	0	0	0
35	PERNO, Len	G	2	0	0	0	0	0	0	0	0	0	0	0
38	WALKER, Steve	LW	3	0	0	0	17	0	0	0	0	0	6	2
33	STEWART, Michael	D	4	0	0	0	0	0	0	0	0	0	3	-1
35	KUNTAR, Les	G	21	0	0	0	10	0	0	0	0	0	0	0
31	SHIELDS, Steve	G	23	0	0	0	10	0	0	0	0	0	2	0
30	DESCHENES, Frederic	G	38	0	0	0	0	0	0	0	0	0	0	0
<b>BENCH</b>			<b>80</b>				<b>16</b>							
<b>TOTALS</b>			<b>80</b>	<b>298</b>	<b>500</b>	<b>798</b>	<b>2,006</b>	<b>80</b>	<b>17</b>	<b>40</b>	<b>41</b>	<b>20</b>	<b>2,702</b>	

NO	GOALTENDER	GP	STARTS	MINS	GA	EN	SO	SVS	SVS%	AVG.	RECORD
35	PERNO, Len	2	0	37:31	1	0	0	7	0.875	1.60	0-0-0
31	SHIELDS, Steve	23	23	1331:09	60	3	1	634	0.914	2.70	14-6-2
30	DESCHENES, Frederic	38	32	1898:01	90	3	2	863	0.906	2.85	15-13-3
35	KUNTAR, Les	21	17	1052:10	60	0	0	475	0.888	3.42	6-8(1)-3
69	SODERSTROM, Tommy	2	2	120:00	8	0	0	49	0.86	4.00	2-0-0
34	MEZIN, Andrei	7	6	385:52	31	1	0	166	0.843	4.82	3-3-1
<b>TOTALS</b>		<b>80</b>	<b>80</b>	<b>4849:13</b>	<b>250</b>	<b>7</b>	<b>3</b>	<b>2,194</b>	<b>0.895</b>	<b>3.18</b>	<b>40-30(1)-9</b>



# AMERKS ALL-TIME YEAR-BY-YEAR STATISTICS Record Book

## 1997-98 REGULAR SEASON PLAYER STATS

NO	NAME	POS	GP	G	A	PTS	PIM	PPG	SHG	GWG	GFG	UAG	SHT	+/-
5	CHARRON, Craig	C	75	25	53	78	51	8	4	2	3	2	226	11
14	VARADA, Vaclav	LW	45	30	26	56	74	14	2	2	8	4	160	20
10	METCALFE, Scott	LW	75	9	24	33	192	1	0	2	1	0	86	-2
27	FRAWLEY, Dan	RW	75	12	20	32	175	2	0	1	5	2	113	0
25	MENARD, Martin	C	47	18	13	31	30	1	1	2	3	4	107	-4
25	KING, Steven	RW	28	15	15	30	28	8	0	2	4	0	105	2
24	HOLLAND, Jason	D	9	0	4	4	10	0	0	0	0	0	29	5
	TOTALS		59	10	20	30	39	5	0	3	0	0	173	-7
2	HURLBUT, Mike	D	45	10	20	30	48	3	0	0	3	0	145	-2
19	DAVIDSON, Matt	RW	71	15	12	27	12	6	0	3	1	0	103	-18
22	TARDIF, Patrice	C	41	13	13	26	68	2	1	1	0	1	76	8
3	KLIMENTIEV, Sergei	D	57	4	22	26	94	2	0	0	1	0	126	-20
11	HAMEL, Denis	LW	73	10	15	25	98	4	1	2	2	0	123	-1
36	JACKSON, Dane	RW	28	10	13	23	44	4	1	1	3	1	55	1
17	RASMUSSEN, Erik	C	53	9	14	23	83	5	0	1	2	0	120	-11
21	NICHOL, Scott	C	35	13	7	20	113	0	1	3	3	1	84	-10
15	WRIGHT, Shayne	D	70	2	18	20	122	1	0	0	0	0	110	-5
7	MELANSON, Dean	D	73	7	9	16	228	0	0	3	2	3	116	1
16	MURRAY, Tim	D	26	3	13	16	18	1	0	0	0	0	44	6
18	CASSELMAN, Mike	LW	25	8	7	15	14	2	0	0	1	0	57	-2
40	NDUR, Rumun	D	50	1	12	13	207	0	1	0	0	0	27	8
4	GRAND-PIERRE, J.L.	D	75	4	6	10	211	1	0	0	1	0	82	-8
33	WOOD, Derek	C	31	3	7	10	75	0	0	1	0	0	60	1
16	HARDER, Mike	C	8	4	2	6	0	1	0	1	0	2	23	0
	TOTALS		11	6	2	8	2	1	0	2	0	2	29	3
8	McKEE, Jay	D	13	1	7	8	11	0	0	0	0	0	36	6
44	WALTERS, Greg	LW	33	4	3	7	81	0	0	0	0	0	29	-5
28	VANDERMEER, Peter	LW	30	4	2	6	140	0	0	2	1	1	31	1
29	RUCHTY, Matt	LW	6	2	3	5	23	0	0	0	0	0	14	-3
32	NEMETH, Tom	D	11	0	3	3	6	0	0	0	0	0	14	2
20	BEDNAR, Jared	D	19	0	2	2	49	0	0	0	0	0	18	5
12	SEITZ, Dave	C	4	1	0	1	0	0	0	1	0	1	4	2
18	DUTIAUME, Mark	LW	11	1	0	1	4	0	0	0	0	0	4	1
12	BURRIDGE, Randy	LW	6	0	1	1	19	0	0	0	0	1	20	0
1	BIRON, Martin	G	41	0	1	1	10	0	0	0	0	0	0	2
55	LAVIGNE, Eric	D	25	0	1	1	118	0	0	0	0	0	15	0
29	RODINE, Dmitri	D	1	0	1	1	0	0	0	0	0	0	2	-1
8	BIENVENUE, Daniel	LW	10	0	0	0	17	0	0	0	0	0	4	1
24	ZANUTTO, Mike	C	9	0	0	0	0	0	0	0	0	0	12	-5
26	WETHERILL, Darren	D	8	0	0	0	10	0	0	0	0	0	8	-1
28	REMACKEL, Chad	LW	4	0	0	0	0	0	0	0	0	0	0	-1
26	CANTU, Kris	LW	4	0	0	0	0	0	0	0	0	0	5	-1
32	KRALL, Justin	D	1	0	0	0	0	0	0	0	0	0	1	2
29	KENNY, Shane	D	1	0	0	0	0	0	0	0	0	0	1	-1
35	BALES, Mike	G	39	0	0	0	6	0	0	0	0	0	0	1
31	HILLEBRANDT, Jon	G	3	0	0	0	0	0	0	0	0	0	0	0
31	TREILOV, Andrei	G	3	0	0	0	0	0	0	0	0	0	0	0
31	SHIELDS, Steve	G	1	0	0	0	0	0	0	0	0	0	0	0
31	FITZSIMMONS, Jason	G	1	0	0	0	0	0	0	0	0	0	0	0
	<b>BENCH</b>		<b>80</b>				<b>22</b>							
	<b>TOTALS</b>		<b>80</b>	<b>238</b>	<b>369</b>	<b>607</b>	<b>2,522</b>	<b>67</b>	<b>12</b>	<b>30</b>	<b>44</b>	<b>22</b>	<b>2,396</b>	

NO	GOALTENDER	GP	STARTS	MINS	GA	EN	SO	SVS	SVS%	AVG.	RECORD
31	FITZSIMMONS, Jason	1	0	6:24	0	0	0	4	1.000%	0	0-0-0
31	TREILOV, Andrei	3	3	135:35	6	0	0	73	.913%	2.59	1-0-1
1	BIRON, Martin	41	35	2307:23	113	2	5	1,107	.907%	2.94	14-18-6
31	HILLEBRANDT, Jon	3	2	101:47	5	0	0	39	.886%	2.94	2-0-0
31	SHIELDS, Steve	1	1	59:08	3	1	0	23	.885%	3.05	0-1-0
35	BALES, Mike	39	39	2229:31	127	3	0	1,060	.893%	3.42	13-19-5
	<b>TOTALS</b>	<b>80</b>	<b>80</b>	<b>4861:24</b>	<b>287</b>	<b>6</b>	<b>5</b>	<b>2,306</b>	<b>.899%</b>	<b>3.21</b>	<b>30-38-12</b>



# AMERKS ALL-TIME YEAR-BY-YEAR STATISTICS

## Record Book

### 1998-99 REGULAR SEASON PLAYER STATS

NO	NAME	POS	GP	G	A	PTS	PIM	PPG	SHG	GWG	GFG	UAG	SHT	+/-
39	PITTIS, Domenic	C	76	38	66	104	110	12	1	9	5	3	190	24
17	FISHER, Craig	C	70	29	52	81	28	19	0	6	4	1	169	15
16	HARDER, Mike	C	79	31	48	79	39	11	1	4	9	3	169	26
12	SYLVESTER, Dean	RW	76	35	30	65	46	13	0	10	4	1	214	22
2	HURLBUT, Mike	D	72	15	39	54	46	9	1	3	3	1	226	19
19	DAVIDSON, Matt	RW	80	26	15	41	42	1	2	6	5	1	131	27
7	MELANSON, Dean	D	79	7	27	34	192	2	0	0	2	3	171	30
11	HAMEL, Denis	LW	74	16	17	33	121	2	1	2	2	2	138	21
21	NICHOL, Scott	C	53	13	20	33	120	1	0	4	1	3	86	19
14	VAN OENE, Darren	LW	73	11	20	31	143	0	0	0	2	0	105	13
29	HOLLAND, Jason	D	74	4	25	29	36	3	0	0	1	1	107	30
22	SARICH, Cory	D	77	3	26	29	82	3	0	0	0	0	147	30
33	WALBY, Steffon	RW	48	15	13	28	52	7	0	2	3	0	89	-2
15	CUNNEYWORTH, Randy	LW	52	10	18	28	55	1	2	2	4	0	86	19
27	RASMUSSEN, Erik	C	37	12	14	26	47	4	0	1	3	0	92	12
26	BOIKOV, Alexandre	D	13	0	1	1	15	0	0	0	0	0	11	1
	TOTALS		68	5	14	19	131	0	0	0	1	0	99	22
32	WALTERS, Greg	LW	56	6	8	14	200	2	0	0	2	0	37	16
41	METHOT, Francois	C	58	5	8	13	8	2	0	2	0	0	45	4
3	TEZIKOV, Alexei	D	31	3	7	10	41	3	0	0	0	0	32	15
4	GRAND-PIERRE, J.L.	D	56	5	4	9	90	1	0	1	0	2	53	10
5	KENNY, Shane	D	23	2	1	3	25	0	0	0	1	0	18	2
23	MANSOFF, Jason	D	26	0	3	3	14	0	0	0	0	0	18	6
43	BIRON, Martin	G	52	0	3	3	22	0	0	0	0	0	0	0
28	DUPUIS, Marc	D	11	0	2	2	2	0	0	0	0	0	8	4
18	VANDERMEER, Peter	LW	2	1	0	1	16	0	0	0	0	0	1	1
10	KALININ, Dmitri	D	3	0	1	1	14	0	0	0	0	0	4	2
44	NORDSTROM, Carlin	RW	11	0	0	0	29	0	0	0	0	0	1	0
33	WOOD, Derek	C	3	0	0	0	0	0	0	0	0	0	5	0
36	DUTIAUME, Mark	LW	3	0	0	0	0	0	0	0	0	0	1	0
23	HYNNES, Chris	D	1	0	0	0	0	0	0	0	0	0	0	0
25	DRAPER, Tom	G	26	0	0	0	0	0	0	0	0	0	0	0
30	ROLOSON, Dwayne	G	2	0	0	0	0	0	0	0	0	0	0	0
	<b>BENCH</b>		<b>80</b>				<b>26</b>							
	<b>TOTALS</b>		<b>80</b>	<b>287</b>	<b>468</b>	<b>755</b>	<b>1,663</b>	<b>96</b>	<b>8</b>	<b>52</b>	<b>51</b>	<b>21</b>	<b>2342</b>	

NO	GOALTENDER	GP	STARTS	MINS	GA	EN	SO	SVS	SVS%	AVG.	RECORD
43	BIRON, Martin	52	52	3129:42	108	1	6	1,424	.930%	2.07	36-13-3
30	ROLOSON, Dwayne	2	2	120:00	4	0	0	47	.922%	2	2-0-0
25	DRAPER, Tom	26	26	1567:52	60	3	0	728	.924%	2.3	14-9-3
	<b>TOTALS</b>	<b>80</b>	<b>80</b>	<b>4833:58</b>	<b>172</b>	<b>4</b>	<b>6</b>	<b>2,199</b>	<b>.926%</b>	<b>2.19</b>	<b>52-22-6</b>



# AMERKS ALL-TIME YEAR-BY-YEAR STATISTICS

## Record Book

### 1999-00 REGULAR SEASON PLAYER STATS

NO	NAME	POS	GP	G	A	PTS	PIM	PPG	SHG	GWG	GFG	UAG	SHT	+/-
39	PITTIS, Domenic	C	53	17	48	65	85	10	0	4	3	0	159	9
11	HAMEL, Denis	LW	76	34	24	58	122	9	2	6	2	4	222	8
27	CIPOLLA, Jason	C	73	23	34	57	77	6	2	3	4	0	175	-5
12	TAYLOR, Chris	C	49	21	28	49	21	13	1	3	6	2	133	11
16	ADDUONO, Jeremy	C	51	23	22	45	20	9	0	8	3	0	99	18
2	HURLBUT, Mike	D	74	10	29	39	83	8	0	1	3	0	213	6
14	VanOENE, Darren	LW	80	20	18	38	153	4	0	3	1	0	120	18
40	METHOT, Francois	C	80	14	18	32	20	3	0	5	3	1	125	-13
19	DAVIDSON, Matt	RW	80	12	20	32	30	1	2	3	1	2	148	4
44	CAMPBELL, Brian	D	67	2	24	26	22	1	0	0	1	0	13	-4
15	CUNNEYWORTH, Randy	LW	52	8	16	24	81	1	1	2	1	3	91	0
33	HOUDA, Doug	D	79	7	17	24	175	1	1	0	0	0	111	14
17	FISHER, Craig	C	17	15	8	23	8	7	0	0	5	2	58	6
10	KALININ, Dmitri	D	75	2	19	21	52	0	0	1	0	0	106	15
21	NICHOL, Scott	C	37	7	11	18	141	0	0	0	1	0	63	2
23	AFINOGENOV, Maxim	RW	15	6	12	18	8	0	0	2	2	1	60	5
29	HOLLAND, Jason	D	54	3	15	18	24	0	0	2	1	0	86	11
24	DUMONT, J.P.	RW	13	7	10	17	18	3	0	1	1	1	66	5
36	JACKSON, Dane	RW	21	6	9	15	8	3	0	0	2	0	37	0
34	GRAND-PIERRE, Jean-Luc	D	62	5	8	13	124	0	0	1	2	2	84	5
20	MURPHY, Joe	RW	32	0	6	6	8	0	0	0	0	0	28	0
22	SARICH, Cory	D	15	0	6	6	44	0	0	0	0	0	24	7
26	BOULTON, Eric	LW	76	2	2	4	276	0	0	0	0	0	45	-3
35	NORONEN, Mika	G	54	0	3	3	4	0	0	0	0	0	0	0
3	TRAYNOR, Paul	D	41	0	2	2	34	0	0	0	0	0	26	-10
7	MOUGENEL, Ryan	C	20	1	0	1	2	0	0	0	0	0	14	-1
25	PALMER, Chris	C	3	1	0	1	4	1	0	0	0	0	4	0
25	ALDOUS, Chris	D	4	1	0	1	0	0	0	1	0	0	4	1
28	DUPUIS, Marc	D	5	0	1	1	12	0	0	0	0	0	3	2
31	DAUBENSPECK, Kirk	G	21	0	1	1	2	0	0	0	0	0	0	0
28	PERRAULT, Kelly	D	5	0	0	0	2	0	0	0	0	0	3	2
5	RICCI, Scott	D	4	0	0	0	0	0	0	0	0	0	1	-2
28	BUCKLEY, Tom	C	3	0	0	0	0	0	0	0	0	0	0	0
5	NICHOLISHEN, Mike	D	3	0	0	0	4	0	0	0	0	0	0	0
18	GRENVILLE, Chris	RW	3	0	0	0	2	0	0	0	0	0	0	0
41	THOMAS, Kahlil	C	2	0	0	0	0	0	0	0	0	0	4	-1
32	PAYETTE, Andre	LW	2	0	0	0	0	0	0	0	0	0	0	-1
25	CALDER, Adam	C	2	0	0	0	2	0	0	0	0	0	0	0
24	KIRTON, Scott	RW	2	0	0	0	0	0	0	0	0	0	0	0
28	WHITECOTTON, Dustin	C	1	0	0	0	0	0	0	0	0	0	0	0
20	DUTIAUME, Mark	LW	1	0	0	0	0	0	0	0	0	0	0	0
18	DEL MONTE, Dion	C	1	0	0	0	0	0	0	0	0	0	1	0
32	LUCIUK, Andrew	LW	1	0	0	0	0	0	0	0	0	0	0	0
43	BIRON, Martin	G	6	0	0	0	8	0	0	0	0	0	0	0
1	LORENZ, Danny	G	4	0	0	0	0	0	0	0	0	0	0	0
<b>BENCH</b>			<b>80</b>				<b>30</b>							
<b>TOTALS</b>			<b>80</b>	<b>247</b>	<b>411</b>	<b>658</b>	<b>1710</b>	<b>80</b>	<b>9</b>	<b>46</b>	<b>43</b>	<b>18</b>	<b>2426</b>	

NO	GOALTENDER	GP	STARTS	MINS	GA	EN	SO	SVS	SVS%	AVG.	RECORD
43	BIRON, Martin	6	6	343:53	12	0	1	146	.924%	2.09	6-0-0
35	NORONEN, Mika	54	52	3089:10	112	5	6	1,296	.920%	2.18	33-12(1)-4
31	DAUBENSPECK, Kirk	22	19	1235:06	53	4	1	553	.913%	2.58	7-8(2)-4
1	LORENZ, Danny	4	3	167:53	15	0	0	82	.845%	5.36	0-2-1
<b>TOTALS</b>		<b>80</b>	<b>80</b>	<b>4736:33</b>	<b>192</b>	<b>9</b>	<b>8</b>	<b>2,040</b>	<b>.910%</b>	<b>2.55</b>	<b>46-22(3)-9</b>



# AMERKS ALL-TIME YEAR-BY-YEAR STATISTICS

## Record Book

### 2000-01 REGULAR SEASON PLAYER STATS

NO	NAME	POS	GP	G	A	PTS	+/-	PIM	PP	SH	GW	GT	FG	OT	UG	SHOTS	PCT
40	Methot, Francois	C	79	22	33	55	17	35	7	1	4	0	3	0	1	161	13.7
16	Adduono, Jeremy	LW	76	24	30	54	0	53	5	2	3	0	5	1	1	177	13.6
5	Charron, Craig	C	73	18	32	50	-6	53	10	1	2	0	1	0	2	156	11.5
19	Milley, Norm	RW	77	20	27	47	6	56	5	2	4	0	7	0	4	194	10.3
12	Taylor, Chris	C	45	20	24	44	0	25	10	3	6	0	1	0	0	119	16.8
27	Cipolla, Jason	C	72	12	25	37	11	61	4	0	3	0	4	0	0	113	10.6
7	Murphy, Joe	RW	74	20	15	35	10	43	2	1	4	0	1	0	0	121	16.5
44	Campbell, Brian	D	65	7	25	32	6	24	3	2	1	0	1	0	0	152	4.6
2	Hurlbut, Mike	D	53	6	26	32	4	36	4	0	1	0	1	0	0	153	3.9
36	Jackson, Dane	RW	69	16	12	28	-8	104	8	1	2	0	1	0	0	108	14.8
28	Hancock, Quinn	C	57	9	19	28	21	29	0	1	5	0	2	0	0	103	8.7
33	Houda, Doug	D	43	6	20	26	11	106	3	0	2	0	0	0	0	76	7.9
25	Nelson, Todd	D	74	6	20	26	9	32	3	0	1	0	3	1	0	110	5.5
29	Holland, Jason	D	63	4	19	23	4	45	0	0	1	0	1	0	2	132	3.0
14	VanOene, Darren	LW	64	10	12	22	13	147	2	0	2	0	3	0	0	87	11.5
17	Mader, Mike	RW	60	7	7	14	3	103	0	0	1	0	1	0	0	85	8.2
34	Lakovic, Sasha	RW	51	3	9	12	4	161	0	0	0	0	1	0	1	66	4.5
8	Traynor, Paul	D	67	1	8	9	25	36	0	0	0	0	0	0	0	81	1.2
24	Kristek, Jaroslav	RW	35	5	3	8	-2	20	0	0	2	0	1	0	0	52	9.6
22	Bolibruck, Kevin	D	76	2	5	7	-3	52	1	0	1	0	0	0	0	69	2.9
23	Brunel, Craig	RW	37	3	2	5	1	96	0	0	0	0	2	0	0	17	17.6
3	Brindley, Ryan	D	22	2	3	5	5	26	1	0	0	0	0	0	0	34	5.9
32	Peters, Andrew	LW	49	0	4	4	-2	118	0	0	0	0	0	0	0	13	0.0
11	Bartovic, Milan	RW	2	1	1	2	0	0	1	0	1	0	0	0	0	3	33.3
35	Noronen, Mika	G	47	0	2	2	0	28	0	0	0	0	0	0	0	1	0.0
4	Busenburg, Marc	D	12	0	1	1	2	2	0	0	0	0	0	0	0	12	0.0
31	Askey, Tom	G	29	0	1	1	0	4	0	0	0	0	0	0	0	0	0.0
20	Irving, Joel	RW	1	0	0	0	0	10	0	0	0	0	0	0	0	0	0.0
37	Daubenspeck, Kirk	G	1	0	0	0	0	0	0	0	0	0	0	0	0	0	0.0
1	Skudra, Peter	G	2	0	0	0	0	0	0	0	0	0	0	0	0	0	0.0
18	Kudelka, David	D	3	0	0	0	-2	10	0	0	0	0	0	0	0	1	0.0
43	Biron, Martin	G	4	0	0	0	0	2	0	0	0	0	0	0	0	0	0.0
<b>BENCH</b>			<b>80</b>			<b>44</b>											
<b>TOTALS</b>			<b>80</b>	<b>224</b>	<b>385</b>	<b>609</b>		<b>1561</b>	<b>69</b>	<b>14</b>	<b>46</b>	<b>0</b>	<b>39</b>	<b>2</b>	<b>11</b>	<b>2396</b>	<b>9.3</b>
<b>OPPONENT TOTALS</b>			<b>80</b>	<b>192</b>	<b>299</b>	<b>491</b>		<b>1709</b>	<b>67</b>	<b>9</b>	<b>25</b>	<b>9</b>	<b>41</b>	<b>3</b>	<b>20</b>	<b>2072</b>	<b>9.3</b>

NO	GOALTENDER	GPI	MIN	AVG	W	L	T	EN	SO	GA	SAVES	SPCT
43	Biron, Martin	4	238:54	1.00	3	1	0	0	1	4	84	.955
35	Noronen, Mika	47	2752:33	2.18	26	15	5	3	4	100	1,043	.913
1	Skudra, Peter	2	120:00	2.50	2	0	0	0	0	5	53	.914
31	Askey, Tom	29	1670:39	2.55	15	8	4	3	1	71	680	.905
37	Daubenspeck, Kirk	1	60:00	6.00	0	1	0	0	0	6	20	.769
<b>TOTALS</b>		<b>80</b>	<b>4855:02</b>	<b>2.37</b>	<b>46</b>	<b>25</b>	<b>9</b>	<b>6</b>	<b>6</b>	<b>192</b>	<b>1,880</b>	<b>.907</b>



# AMERKS ALL-TIME YEAR-BY-YEAR STATISTICS

## Record Book

### 2001-02 REGULAR SEASON PLAYER STATS

NO	NAME	POS	GP	G	A	PTS	+/-	PIM	PP	SH	GW	GT	FG	OT	UG	SHOTS	PCT
12	Taylor, Chris	C	77	21	45	66	-1	66	7	1	2	0	4	0	3	205	10.2
26	Matte, Christian	RW	72	22	29	51	5	48	5	1	4	0	7	1	1	190	11.6
24	Kotalik, Ales	RW	68	18	25	43	-2	55	5	0	1	3	2	0	1	187	9.6
19	Milley, Norm	RW	74	20	18	38	11	20	5	1	2	1	6	0	1	195	10.3
44	Campbell, Brian	D	45	2	35	37	9	13	1	0	0	0	0	0	0	115	1.7
16	Adduono, Jeremy	LW	79	15	20	35	10	38	0	3	3	0	2	1	2	157	9.6
40	Methot, Francois	C	59	17	17	34	9	28	4	0	2	1	2	1	1	111	15.3
33	Houda, Doug	D	64	6	22	28	9	170	3	1	1	0	0	0	1	111	5.4
10	Bartovic, Milan	LW	73	15	11	26	10	56	0	3	3	0	2	1	2	168	8.9
5	Charron, Craig	C	43	12	12	24	5	24	3	2	2	1	4	1	1	93	12.9
3	Janik, Doug	D	80	6	17	23	10	100	1	0	2	0	1	0	1	97	6.2
21	Tallinder, Henrik	D	73	6	14	20	11	26	1	0	2	1	0	2	1	93	6.5
17	Larocque, Mario	D	75	8	7	15	5	219	1	0	1	0	2	0	0	59	13.6
14	VanOene, Darren	LW	51	8	6	14	-5	73	2	0	1	0	2	0	1	62	12.9
4	Fitzpatrick, Rory	D	60	4	8	12	12	83	1	0	1	0	0	0	0	89	4.5
2	Hurlbut, Mike	D	44	3	9	12	-1	44	1	0	1	0	1	0	0	64	4.7
11	Pyatt, Taylor	LW	27	6	4	10	-2	36	0	0	3	0	2	1	1	66	9.1
7	Kristek, Jaroslav	RW	43	3	6	9	0	20	0	0	1	0	0	0	0	63	4.8
25	Colley, Kevin	C	25	3	4	7	3	70	0	0	0	0	1	0	0	32	9.4
	(TOTALS)	C	29	3	5	8	1	97	0	0	0	0	1	0	0	32	9.4
38	Peters, Andrew	LW	67	4	1	5	-2	388	0	0	0	0	1	0	0	27	14.8
32	Peters, Geoff	C	10	1	4	5	-1	18	0	0	0	0	0	0	0	16	6.3
8	Theoret, Luc	D	25	1	4	5	2	17	0	0	0	0	0	0	0	21	4.8
20	Clapton, Marty	RW	12	2	2	4	4	4	0	0	0	0	1	0	0	15	13.3
22	Shmyr, Ryan	LW	34	1	2	3	3	170	0	0	0	0	0	0	0	8	12.5
39	Mosovsky, Karel	RW	5	1	1	2	0	0	0	0	0	0	1	0	0	4	25.0
18	Busenburg, Marc	D	21	0	2	2	-2	4	0	0	0	0	0	0	0	18	0.0
32	Lacroix, Daniel	LW	2	1	0	1	0	18	0	0	0	0	0	0	0	5	20.0
31	Askey, Tom	G	34	0	1	1	0	12	0	0	0	0	0	0	0	0	0.0
35	Noronen, Mika	G	45	0	1	1	0	8	0	0	0	0	0	0	0	0	0.0
22	Wheaton, Chris	LW	1	0	0	0	0	0	0	0	0	0	0	0	0	0	0.0
1	Lehman, Jody	G	1	0	0	0	0	0	0	0	0	0	0	0	0	0	0.0
23	Chiasson, Dominic	LW	1	0	0	0	1	0	0	0	0	0	0	0	0	0	0.0
30	Leslie, Lance	G	1	0	0	0	0	0	0	0	0	0	0	0	0	0	0.0
27	Parillo, Nick	F	2	0	0	0	-1	4	0	0	0	0	0	0	0	1	0.0
20	Stachniak, Pat	D	2	0	0	0	0	0	0	0	0	0	0	0	0	0	0.0
28	MacIver, Doug	D	2	0	0	0	0	0	0	0	0	0	0	0	0	0	0.0
20	Brindley, Ryan	D	2	0	0	0	-2	2	0	0	0	0	0	0	0	5	0.0
20	Calder, Adam	LW	3	0	0	0	0	0	0	0	0	0	0	0	0	2	0.0
32	Williamson, Brad	D	3	0	0	0	0	6	0	0	0	0	0	0	0	2	0.0
25	Schneider, Eric	F	3	0	0	0	-1	0	0	0	0	0	0	0	0	3	0.0
23	Gustavson, Ben	LW	3	0	0	0	-1	0	0	0	0	0	0	0	0	5	0.0
25	Littlejohn, Frank	RW	5	0	0	0	-1	10	0	0	0	0	0	0	0	1	0.0
34	Wilchynski, Chad	D	6	0	0	0	-1	2	0	0	0	0	0	0	0	6	0.0
29	Irving, Joel	RW	17	0	0	0	0	12	0	0	0	0	0	0	0	11	0.0
	<b>BENCH</b>		<b>80</b>					<b>32</b>									
	<b>TOTALS</b>		<b>80</b>	<b>206</b>	<b>327</b>	<b>533</b>		<b>1896</b>	<b>40</b>	<b>12</b>	<b>32</b>	<b>7</b>	<b>41</b>	<b>8</b>	<b>17</b>	<b>2,307</b>	<b>8.9</b>
	<b>OPPONENT TOTALS</b>		<b>80</b>	<b>211</b>	<b>347</b>	<b>558</b>		<b>1904</b>	<b>69</b>	<b>12</b>	<b>33</b>	<b>8</b>	<b>39</b>	<b>3</b>	<b>15</b>	<b>2,132</b>	<b>9.9</b>

NO	GOALTENDER	GPI	MIN	AVG	W	L	T	EN	SO	GA	SAVES	SPCT
35	Noronen, Mika	45	2763:40	2.50	16	17	12	4	3	115	1,102	.906
31	Askey, Tom	34	2048:10	2.52	16	15	3	1	3	86	786	.901
30	Leslie, Lance	1	58:49	3.06	0	1	0	0	0	3	25	.893
1	Lehman, Jody	1	20:00	6.00	0	0	0	0	0	2	8	.800
	<b>TEAM TOTALS</b>	<b>80</b>	<b>4909:10</b>	<b>2.58</b>	<b>32</b>	<b>33</b>	<b>15</b>	<b>5</b>	<b>6</b>	<b>211</b>	<b>1,921</b>	<b>.901</b>
	<b>OPPONENT TOTALS</b>	<b>80</b>	<b>4909:10</b>	<b>2.52</b>	<b>33</b>	<b>32</b>	<b>15</b>	<b>13</b>	<b>3</b>	<b>206</b>	<b>2,101</b>	<b>.911</b>



# AMERKS ALL-TIME YEAR-BY-YEAR STATISTICS

## Record Book

### 2002-03 REGULAR SEASON PLAYER STATS

NO	NAME	POS	GP	G	A	PTS	+/-	PIM	PP	SH	GW	GT	FG	OT	UG	SHOTS	PCT
12	Taylor, Chris	C	61	12	55	67	-5	44	5	1	1	0	4	0	1	195	6.2
18	Botterill, Jason	LW	64	37	22	59	0	105	13	2	2	4	9	0	2	208	17.8
40	Methot, Francois	C	58	19	34	53	-5	22	7	0	2	1	3	1	2	128	14.8
14	Gaustad, Paul	C	80	14	39	53	2	137	4	3	1	0	1	0	1	151	9.3
19	Milley, Norm	RW	67	16	32	48	7	39	7	0	2	1	5	0	0	185	8.6
11	Hamel, Denis	LW	48	27	20	47	15	64	7	4	3	0	2	0	2	191	14.1
15	Pominville, Jason	RW	73	13	21	34	5	16	3	0	2	0	3	0	0	138	9.4
29	Kristek, Jaroslav	RW	47	15	17	32	3	24	5	0	2	2	3	0	0	98	15.3
22	Ratchuk, Peter	D	70	11	21	32	0	64	3	0	1	1	4	0	1	188	5.9
10	Bartovic, Milan	LW	74	18	10	28	-6	84	2	0	5	0	0	2	1	161	11.2
33	Houda, Doug	D	77	3	22	25	17	191	1	0	1	0	1	1	0	98	3.1
2	Hecl, Radoslav	D	58	6	14	20	7	41	2	0	1	0	0	1	0	98	6.1
4	Fitzpatrick, Rory	D	41	5	11	16	-2	65	2	0	1	1	1	0	0	92	5.4
3	Janik, Doug	D	75	3	13	16	-11	120	1	0	1	0	0	0	0	73	4.1
20	Bolibruck, Kevin	D	43	3	11	14	3	31	0	0	2	0	1	0	0	56	5.4
	(TOTALS)	D	63	3	11	14	7	53	0	0	2	0	1	0	0	77	3.9
27	Nelson, Riley	RW	28	4	7	11	1	4	1	1	2	0	0	0	0	48	8.3
25	Novotny, Jiri	C	43	2	9	11	-12	14	0	0	0	0	0	0	0	38	5.3
17	Mosovsky, Karel	RW	62	5	4	9	-14	75	1	0	1	0	2	0	0	61	8.2
34	O'Connell, Tim	D	24	1	3	4	1	17	0	0	0	0	0	0	0	38	2.6
38	Peters, Andrew	LW	57	3	0	3	-16	223	0	0	0	0	1	0	0	26	11.5
32	Jelenic, Lee	LW	17	1	2	3	2	11	0	0	1	0	0	0	0	14	7.1
16	Ritson, Joe	RW	17	1	1	2	-8	29	0	0	0	0	0	0	0	13	7.7
24	Kotalik, Ales	RW	8	0	2	2	-5	4	0	0	0	0	0	0	0	26	0.0
7	Jorde, Ryan	D	70	0	2	2	-16	136	0	0	0	0	0	0	0	28	0.0
28	Bilotto, Nic	D	10	0	0	0	-1	10	0	0	0	0	0	0	0	12	0.0
	(TOTALS)	D	16	1	0	1	-4	14	1	0	0	0	0	0	0	23	4.3
28	Schmidt, Doug	D	3	0	1	1	4	2	0	0	0	0	0	0	0	5	0.0
	(TOTALS)	D	4	0	1	1	3	4	0	0	0	0	0	0	0	5	0.0
34	Robinson, Jody	D	9	0	1	1	4	8	0	0	0	0	0	0	0	3	0.0
23	McMorrow, Sean	RW	64	0	1	1	-3	315	0	0	0	0	0	0	0	11	0.0
8	Kalinin, Dmitri	D	1	0	0	0	0	0	0	0	0	0	0	0	0	3	0.0
44	Henley, Brent	D	1	0	0	0	-1	0	0	0	0	0	0	0	0	0	0.0
	(TOTALS)	D	4	0	0	0	-1	11	0	0	0	0	0	0	0	0	0.0
31	Askey, Tom	G	16	0	0	0	0	10	0	0	0	0	0	0	0	0	0.0
35	Noronen, Mika	G	19	0	0	0	0	6	0	0	0	0	0	0	0	0	0.0
30	Miller, Ryan	G	47	0	0	0	0	6	0	0	0	0	0	0	0	0	0.0
	<b>BENCH</b>		<b>80</b>					<b>50</b>									
	<b>TOTALS</b>		<b>80</b>	<b>219</b>	<b>375</b>	<b>594</b>		<b>1967</b>	<b>64</b>	<b>11</b>	<b>31</b>	<b>10</b>	<b>40</b>	<b>5</b>	<b>10</b>	<b>2,386</b>	<b>9.2</b>
	<b>OPPONENT TOTALS</b>		<b>80</b>	<b>221</b>	<b>363</b>	<b>584</b>		<b>1929</b>	<b>60</b>	<b>21</b>	<b>35</b>	<b>4</b>	<b>40</b>	<b>5</b>	<b>17</b>	<b>2,401</b>	<b>9.2</b>

NO	GOALTENDER	GPI	MIN	AVG	W	L	T	EN	SO	GA	SAVES	SPCT
30	Miller, Ryan	47	2816:40	2.34	23	18	5	5	2	110	1,266	.920
35	Noronen, Mika	19	1168:39	2.82	5	9	5	0	2	55	513	.903
31	Askey, Tom	16	895:28	3.28	3	8	4	2	0	49	401	.891
	<b>TOTALS</b>	<b>80</b>	<b>4895:59</b>	<b>2.71</b>	<b>31</b>	<b>35</b>	<b>14</b>	<b>7</b>	<b>4</b>	<b>221</b>	<b>2,180</b>	<b>.908</b>



# AMERKS ALL-TIME YEAR-BY-YEAR STATISTICS

## Record Book

### 2003-04 REGULAR SEASON PLAYER STATS

NO	NAME	POS	GP	G	A	PTS	+/-	PIM	PPG	SHG	GWG	FG	SHOTS	SPCT
39	Pittis, Domenic	C	75	20	57	77	+10	137	8	2	3	3	219	.091
15	Pominville, Jason	RW	66	34	30	64	-1	30	22	0	4	8	227	.150
42	Cullen, David	D	75	12	35	47	-15	26	9	0	1	1	176	.068
19	Milley, Norm	RW	77	18	19	37	+2	60	2	0	3	2	175	.103
18	Botterill, Jason	LW	46	16	17	33	-1	68	5	1	2	4	138	.116
14	Gaustad, Paul	C	78	9	22	31	-9	169	6	1	3	4	175	.051
10	Bartovic, Milan	LW	52	18	11	29	+1	52	4	1	5	5	139	.129
43	Dawe, Jason	RW	41	9	20	29	-9	23	4	0	3	1	78	.115
12	Taylor, Chris	C	24	9	18	27	0	20	4	1	2	0	63	.143
21	Roy, Derek	C	26	10	16	26	+6	20	2	0	1	3	67	.149
16	Thorburn, Chris	RW	58	6	16	22	0	77	2	0	2	1	124	.048
20	Lingren, Steve	D	69	4	13	17	+7	127	2	0	1	1	101	.040
3	Janik, Doug	D	74	2	14	16	-6	109	0	0	0	0	105	.019
25	Novotny, Jiri	C	48	1	14	15	-14	16	0	0	0	0	50	.020
5	Mrozik, Rick	D	72	4	10	14	+6	47	1	0	1	1	126	.032
27	Ryan, Michael	LW	45	3	9	12	-4	31	0	0	0	1	79	.038
11	Peters, Geoff	C	46	7	4	11	+1	109	0	0	2	2	78	.090
22	Chapman, Brian	D	75	5	5	10	+9	71	0	0	0	1	65	.077
29	Paetsch, Nathan	D	54	5	5	10	+2	49	0	1	2	1	71	.070
2	Ricci, Scott	D	75	3	7	10	+4	26	0	0	1	0	68	.044
17	Mosovsky, Karel	RW	46	5	1	6	-5	52	0	1	1	0	40	.125
24	Gardiner, Pete	RW	18	3	2	5	+1	19	0	0	0	0	10	.300
28	Hutchins, Jeff	LW	22	1	4	5	-1	72	0	0	0	0	26	.038
	(TOTALS)	LW	24	1	4	5	-2	74	0	0	0	0	28	.036
24	Smith, Don	C	11	2	2	4	+1	21	0	1	0	0	20	.100
4	Delmore, Andy	D	8	0	2	2	-3	2	0	0	0	0	18	.000
26	Paolini, Sam	LW	4	1	0	1	0	2	0	0	0	0	2	.500
30	Miller, Ryan	G	60	0	1	1	0	2	0	0	0	0	0	.000
7	Jorde, Ryan	D	18	0	1	1	-2	30	0	0	0	0	4	.000
23	McMorrow, Sean	RW	57	0	0	0	-6	287	0	0	0	0	14	.000
35	Askey, Tom	G	21	0	0	0	0	0	0	0	0	0	0	.000
31	Gardner, Greg	G	0	0	0	0	0	0	0	0	0	0	0	.000
	<b>TOTALS</b>		<b>80</b>	<b>207</b>	<b>355</b>	<b>562</b>	<b>-</b>	<b>1776</b>	<b>71</b>	<b>9</b>	<b>37</b>	<b>39</b>	<b>2458</b>	<b>.084</b>

NO	GOALTENDER	GP	MIN	W	L	T	SO	GA	GAA	SAVES	SPCT
30	Miller, Ryan	60	3579:11	27	25	7	5	132	2.21	1,628	.925
35	Askey, Tom	21	1272:46	10	8	3	1	48	2.26	545	.919
31	Gardner, Greg	0	0:00	0	0	0	0	0	.00	0	.000
	<b>TOTALS</b>	<b>80</b>	<b>-</b>	<b>37</b>	<b>33</b>	<b>10</b>	<b>6</b>	<b>188</b>	<b>2.35</b>	<b>2,173</b>	<b>.920</b>



# AMERKS ALL-TIME YEAR-BY-YEAR STATISTICS Record Book

## 2004-05 REGULAR SEASON PLAYER STATS

NO	NAME	POS	GP	G	A	PTS	+/-	PIM	PPG	SHG	GWG	FG	OTG	UAG	ENG	SHOG	SHOA	SHO%	SHOTS	SPCT%
12	Taylor, Chris	C	79	21	58	79	+2	50	10	2	2	5	0	2	0	0	3	.000	186	.113
26	Vanek, Thomas	LW	74	42	26	68	-3	62	25	0	6	6	1	2	0	5	10	.500	271	.155
15	Pominville, Jason	RW	78	30	38	68	+1	43	11	0	7	5	1	1	2	5	13	.385	266	.113
21	Roy, Derek	C	67	16	45	61	-4	60	7	0	6	4	1	1	0	4	11	.364	151	.106
14	Gaustad, Paul	C	76	18	25	43	+2	192	7	0	5	5	0	4	0	1	2	.500	141	.128
19	Milley, Norm	RW	72	12	21	33	+1	46	1	0	2	2	0	0	0	2	5	.400	140	.086
40	Paille, Daniel	LW	79	14	15	29	+4	54	0	3	3	2	0	2	1	0	0	.000	11	.126
34	Jillson, Jeff	D	78	12	17	29	+6	46	8	0	4	6	0	1	0	0	0	.000	160	.075
16	Thorburn, Chris	RW	73	12	17	29	+10	185	0	0	1	0	0	0	2	0	0	.000	116	.103
10	Bartovic, Milan	LW	69	10	18	28	+8	83	1	1	4	2	0	2	0	1	6	.167	190	.053
25	Novotny, Jiri	C	61	5	20	25	+8	36	1	0	1	1	0	0	1	0	4	.000	62	.081
4	Paetsch, Nathan	D	80	4	19	23	+15	150	1	0	0	3	0	0	0	0	1	.000	96	.042
17	Ryan, Michael	LW	59	11	11	22	+4	20	2	0	0	1	0	0	1	0	1	.000	129	.085
42	Cullen, David	D	43	2	19	21	-11	25	1	0	2	0	1	0	0	0	0	.000	70	.029
27	Smith, Brandon	D	67	4	14	18	-1	32	1	0	0	0	0	1	0	0	0	.000	124	.032
11	Peters, Geoff	C	57	9	8	17	+4	125	0	1	1	4	0	0	0	0	0	.000	95	.095
3	Janik, Doug	D	76	2	10	12	+18	196	0	0	0	0	0	0	0	0	0	.000	101	.020
18	Botterill, Jason	LW	8	6	2	8	-4	9	4	0	1	1	0	0	0	0	0	.000	24	.250
23	McMorrow, Sean	RW	59	3	3	6	0	288	0	0	0	2	0	1	0	0	0	.000	24	.136
20	Lingren, Steve	D	52	1	4	5	+5	74	0	0	0	1	0	0	0	0	0	.000	47	.021
5	Jorde, Ryan	D	36	1	3	4	-2	52	0	0	0	0	0	1	0	0	0	.000	17	.059
24	Paolini, Sam	LW	5	0	0	0	-2	4	0	0	0	0	0	0	0	0	0	.000	6	.000
	(TOTALS)		11	0	3	3	-6	4	0	0	0	0	0	0	0	0	0	.000	10	.000
8	Fitzpatrick, Rory	D	20	1	1	2	-8	18	0	1	0	0	0	0	0	0	0	.000	24	.042
5	Dufresne, Sylvain	D	29	0	2	2	+6	15	0	0	0	0	0	0	0	0	0	.000	26	.000
32	Iggulden, Mike	C	6	1	0	1	-1	7	0	0	0	0	0	0	0	0	0	.000	6	.167
28	Hutchins, Jeff	LW	3	1	0	1	-1	0	0	0	1	0	0	0	0	0	0	.000	2	.500
35	Askey, Tom	G	20	0	1	1	0	4	0	0	0	0	0	0	0	0	0	.000	0	.000
22	Rohloff, Todd	D	12	0	1	1	-7	4	0	0	0	0	0	0	0	0	0	.000	19	.000
30	Miller, Ryan	G	63	0	0	0	0	12	0	0	0	0	0	0	0	0	0	.000	0	.000
29	Kinnie, Mike	RW	6	0	0	0	0	0	0	0	0	0	0	0	0	0	1	.000	10	.000
28	Bennett, Ryan	LW	6	0	0	0	0	7	0	0	0	0	0	0	0	0	0	.000	7	.000
29	Hildenbrand, Steve	C	3	0	0	0	0	2	0	0	0	0	0	0	0	0	0	.000	2	.000
24	Sheppard, Scott	RW	2	0	0	0	-1	0	0	0	0	0	0	0	0	0	0	.000	0	.000
22	Trovato, Peter	LW	1	0	0	0	-1	0	0	0	0	0	0	0	0	0	0	.000	0	.000
41	Ehgoetz, Barret	C	1	0	0	0	0	0	0	0	0	0	0	0	0	0	0	.000	0	.000
	<b>TOTALS</b>		<b>80</b>	<b>243</b>	<b>398</b>	<b>641</b>	<b>-</b>	<b>1,923</b>	<b>80</b>	<b>8</b>	<b>51</b>	<b>50</b>	<b>9</b>	<b>23</b>	<b>7</b>	<b>18</b>	<b>57</b>	<b>.316</b>	<b>2,626</b>	<b>.093</b>

NO	GOALTENDER	GP	MIN	W	L	SOL	SO	GA	GAA	SHOW	SHO	SHOGA	SHOAA	SAVES	SPCT
30	Miller, Ryan	63	3740:57	41	17	4	8	153	2.45	5	9	15	49	1,814	.922
35	Askey, Tom	20	1118:15	10	6	2	1	46	2.47	0	2	5	8	513	.918
	<b>TOTALS</b>	<b>80</b>	<b>4,858</b>	<b>51</b>	<b>23</b>	<b>6</b>	<b>9</b>	<b>208</b>	<b>2.60</b>	<b>5</b>	<b>11</b>	<b>20</b>	<b>57</b>	<b>2,327</b>	<b>.918</b>



# AMERKS ALL-TIME YEAR-BY-YEAR STATISTICS Record Book

## 2005-06 REGULAR SEASON PLAYER STATS

NO	NAME	POS	GP	G	A	PTS	+/-	PIM	PPG	SHG	GWG	FG	SHOTS	SPCT
25	Jiri Novotny	C	66	17	37	54	+2	40	10	0	2	0	137	12.4
41	Clarke MacArthur*	LW	69	21	32	53	-1	71	8	1	4	0	128	16.4
16	Chris Thorburn	RW	77	23	27	50	-1	134	11	0	2	1	207	11.1
4	Nahan Paetsch	D	72	11	39	50	+3	90	7	0	1	0	202	5.4
26	Mark Mancari*	RW	71	18	24	42	-1	80	6	0	2	0	169	10.6
17	Michael Ryan	LW	56	14	23	37	-6	75	5	2	0	0	182	7.7
12	Chris Taylor	C	32	11	26	37	-3	34	5	0	1	0	89	12.4
42	David Cullen	D	68	5	28	33	+4	72	4	0	1	0	134	3.7
28	Kamil Kreps	C	61	13	19	32	-13	20	1	0	2	0	114	11.4
2	Jeff Jillson	D	73	10	20	30	-2	94	7	0	3	0	141	7.1
10	Stefan Meyer*	C/LW	68	12	16	28	+2	139	2	2	3	0	73	16.4
20	Daniel Paille	LW	45	14	13	27	+7	29	4	3	1	0	91	15.4
19	Matt Hendricks*	C	56	13	14	27	+6	84	2	1	4	0	110	11.8
15	Jason Pominville	RW	18	19	7	26	+2	11	9	1	1	0	78	24.4
3	Doug Janik	D	71	5	19	24	+8	161	2	1	0	0	120	4.2
21	Derek Roy	C	8	7	13	20	-4	10	7	0	1	0	33	21.2
7	Drew Larman*	C	44	7	8	15	+4	24	1	1	0	0	49	14.3
18	Rob Globke	RW	52	6	9	15	-13	52	1	0	1	0	83	7.2
27	Brandon Smith	D	39	4	10	14	-1	39	0	0	0	0	65	6.2
32	Scott Sheppard	RW	21	5	7	12	-1	10	3	0	0	0	35	14.3
22	Greg Jacina	RW	35	7	4	11	+1	152	0	1	0	0	87	8.0
5	Sylvain Dufresne	D	61	2	7	9	-6	78	0	0	0	0	48	4.2
33	Dan Focht	D	54	2	5	7	-12	146	0	0	0	0	44	4.5
11	Gregory Campbell	LW	11	3	3	6	+1	30	0	1	0	0	23	13.0
24	Anthony Stewart*	RW	4	2	3	5	0	0	0	0	1	0	12	16.7
11	Sam Paolini	RW	14	1	2	3	0	27	0	0	1	0	21	4.8
8	Martin Lojek*	D	15	1	1	2	-3	16	0	1	0	0	7	14.3
14	Dustin Johner	C	21	1	1	2	-4	10	0	0	0	0	22	4.5
	Rochester		16	1	1	2	-2	8	0	0	0	0	18	5.6
	Omaha		5	0	0	0	-2	2	0	0	0	0	4	0.0
23	Sean McMorro	RW	40	1	1	2	-5	130	1	0	0	0	9	11.1
38	Martin Tuma*	D	12	0	2	2	-3	38	0	0	0	0	17	0.0
34	Dominic Noel*	C	5	0	1	1	0	4	0	0	0	0	12	0.0
14	Ken Magowan	LW	6	0	1	1	+1	0	0	0	0	0	5	0.0
	Philadelphia		4	0	0	0	+1	0	0	0	0	0	5	0.0
	Rochester		2	0	1	1	0	0	0	0	0	0	1	0.0
49	Michael Leighton	G	40	0	1	1	0	23	0	0	0	0	0	0.0
8	Chris Mann*	D	1	0	0	0	0	4	0	0	0	0	0	0.0
29	Phil Osaer	G	1	0	0	0	0	0	0	0	0	0	0	0.0
34	Grant McNeill	D	2	0	0	0	0	0	0	0	0	0	0	0.0
30	Ryan Miller	G	2	0	0	0	0	0	0	0	0	0	0	0.0
29	Mika Noronen	G	2	0	0	0	0	0	0	0	0	0	0	0.0
34	Alexei Semenov	D	3	0	0	0	-2	7	0	0	0	0	3	0.0
34	Victor Uchevatov	D	4	0	0	0	-1	10	0	0	0	0	1	0.0
38	Jeremy Swanson	D	11	0	0	0	+3	23	0	0	0	0	8	0.0
35	Jean-Marc Pelletier	G	39	0	0	0	0	4	0	0	0	0	0	0.0
	<b>BENCH</b>		<b>80</b>				<b>22</b>							
	<b>Totals:</b>		<b>80</b>	<b>261</b>	<b>423</b>	<b>684</b>	<b>--</b>	<b>1,988</b>	<b>95</b>	<b>15</b>	<b>37</b>	<b>1</b>	<b>2,551</b>	<b>--</b>
	<b>Opponents Totals:</b>		<b>80</b>	<b>270</b>	<b>458</b>	<b>728</b>	<b>--</b>	<b>1,826</b>	<b>106</b>	<b>14</b>	<b>41</b>	<b>2</b>	<b>2,377</b>	<b>--</b>

NO	GOALTENDER	GP	MIN	GA	EN	SO	GAA	W	L	SOL	SV	SV%
30	Ryan Miller	2	120	5	1	0	2.50	1	1	0	40	.889
29	Mika Noronen	2	121	6	0	0	2.99	0	2	0	53	.898
29	Phil Osaer	1	60	3	0	0	3.02	0	1	0	33	.917
49	Michael Leighton	40	2,316	124	4	2	3.21	15	22	1	978	.887
35	Jean-Marc Pelletier	39	2,198	120	5	0	3.28	21	15	1	1,003	.893
	Totals:	80	4,848	270		2	3.34	37	43	2	2,107	.886
	Opponents Totals:	80	4,848	261		6	3.23	43	37	6	2,295	.900



# AMERKS ALL-TIME YEAR-BY-YEAR STATISTICS Record Book

## 2006-07 REGULAR SEASON PLAYER STATS

NO	NAME	POS	GP	G	A	PTS	+/-	PIM	PP	PPA	SH	SHA	GW	FG	IG	OT	UA	EN	SOG	SOA	SO%	SHOTS	SH%
41	Clarke MacArthur	LW	51	21	42	63	8	57	10	1	3	1	3	0	0	1	2	4	.500	1.24	1.12	118	.178
33	Janis Sprukts	C	58	18	41	59	8	60	9	0	4	2	3	1	2	0	2	.000	1.02	1.03	97	.186	
26	Mark Mancari	RW	64	23	34	57	1	49	6	0	6	3	2	1	3	1	1	1.000	.89	.77	163	.141	
17	Michael Ryan	LW	50	28	23	51	15	68	12	1	6	4	2	1	2	0	2	.400	1.02	1.36	159	.176	
27	Brandon Smith	D	71	9	36	45	9	54	3	0	1	1	0	1	0	0	0	---	.63	.76	128	.070	
14	Drew Stafford	RW	34	22	22	44	16	30	6	1	3	3	2	0	3	0	3	.750	1.29	.88	128	.172	
23	Marek Zagrapan	C	71	17	21	38	-1	39	10	0	2	6	1	0	0	0	0	---	.54	.55	107	.159	
22	Greg Jacina	RW	61	15	20	35	-3	96	1	2	1	1	3	0	0	0	1	.333	.57	1.57	146	.103	
28	Kamil Kreps	C	50	14	21	35	4	16	5	0	2	1	0	1	0	1	0	.000	.7	.32	110	.127	
7	Drew Larman	C	54	17	11	28	0	35	5	2	4	3	1	0	2	0	1	1.000	.52	.65	149	.114	
19	Dylan Hunter	LW	67	8	20	28	-1	42	0	2	1	0	0	0	0	0	0	.000	.42	.63	89	.090	
24	Anthony Stewart	RW	62	13	14	27	-8	64	3	0	1	3	2	0	0	1	0	.000	.44	1.03	137	.095	
45	Noah Welch	D	38	7	20	27	12	45	4	0	2	1	0	0	0	0	0	---	.71	1.18	85	.082	
	WBS	D	27	5	16	21	8	24	3	0	2	1	0	0	0	0	0	---	.78	.89	59	.078	
	ROC	D	11	2	4	6	4	21	1	0	0	0	0	0	0	0	0	---	.55	1.91	26	.071	
	Timo Helbling	D	69	1	24	25	8	156	1	0	0	0	1	0	0	0	0	.000	.36	2.26	77	.013	
5	HER	D	49	1	16	17	12	106	1	0	0	0	1	0	0	0	0	.000	.35	2.16	57	.017	
	ROC	D	20	0	8	8	-4	50	0	0	0	0	0	0	0	0	0	---	.4	2.5	20	.000	
	Stefan Meyer	LW	63	13	9	22	-9	90	4	0	2	2	2	0	0	1	0	---	.35	1.43	103	.126	
20	Daniel Paille	LW	29	7	14	21	12	12	1	1	4	1	1	0	0	1	0	---	.72	.41	57	.123	
32	Mikko Lehtonen	D	56	5	16	21	1	38	3	0	1	3	0	0	0	0	2	.500	.38	.68	118	.042	
	MIL	D	35	4	8	12	-1	28	3	0	1	2	0	0	0	0	2	.500	.34	.8	77	.049	
	ROC	D	21	1	8	9	2	10	0	0	0	1	0	0	0	0	0	---	.43	.48	41	.024	
8	Martin Lojek	D	69	6	13	19	4	87	0	1	0	0	0	0	0	1	0	---	.28	1.26	69	.087	
42	Andrej Sekera	D	54	3	16	19	14	28	2	0	1	0	0	0	0	0	0	---	.35	.52	68	.044	
18	Rob Globke	RW	48	7	11	18	5	37	0	0	2	0	1	0	0	1	0	---	.38	.77	92	.076	
25	Patrick Kaleta	RW	58	5	10	15	1	133	1	1	0	1	1	0	2	1	0	---	.26	2.29	55	.091	
12	David Booth	LW	25	7	7	14	8	26	0	2	0	2	0	0	2	0	0	.000	.56	1.04	70	.100	
2	Mike Card	D	50	1	8	9	1	38	0	0	0	0	0	0	0	0	0	---	.18	.76	34	.029	
34	David Brine	C	22	4	4	8	-4	4	1	0	1	1	1	0	0	0	0	---	.36	.18	47	.085	
4	Mike Funk	D	61	2	5	7	-4	57	2	0	0	0	0	0	0	0	0	---	.11	.93	43	.047	
5	Ari Vallin	D	24	0	7	7	-2	20	0	0	0	0	0	0	0	0	0	---	.29	.83	25	.000	
16	Rostislav Olesz	LW	4	1	2	3	1	4	1	0	0	0	1	0	0	0	0	---	.75	1	18	.056	
32	Franklin MacDonald	D	11	0	2	2	0	12	0	0	0	0	0	0	0	0	1	1.000	.18	1.09	8	.000	
3	Jeremy Swanson	D	47	0	2	2	1	47	0	0	0	0	0	0	0	0	0	---	.04	1	25	.000	
21	Chaz Johnson	RW	9	1	0	1	-4	13	0	0	0	0	0	0	0	0	0	---	.11	1.44	5	.200	
	MIL	RW	1	0	0	0	0	0	0	0	0	0	0	0	0	0	0	---	0	0	0	---	
	ROC	RW	8	1	0	1	-4	13	0	0	0	0	0	0	0	0	0	---	.13	1.63	5	.167	
15	Tanner Glass	LW	4	0	1	1	3	5	0	0	0	0	0	0	0	0	0	---	.25	1.25	4	.000	
29	Adam Dennis	G	36	0	1	1	0	10	0	0	0	0	0	0	0	0	0	---	.03	.28	0	---	
16	Dustin Johner	C	2	0	0	0	2	0	0	0	0	0	0	0	0	0	0	---	0	0	1	.000	
11	Jonathan Lehun	C	2	0	0	0	-1	0	0	0	0	0	0	0	0	0	0	---	0	0	2	.000	
35	David Shantz	G	2	0	0	0	0	0	0	0	0	0	0	0	0	0	0	---	0	0	0	---	
35	Jean-Marc Pelletier	G	4	0	0	0	0	0	0	0	0	0	0	0	0	0	0	---	0	0	0	---	
21	Alexei Semenov	D	4	0	0	0	6	6	0	0	0	0	0	0	0	0	0	---	0	1.5	4	.000	
16	Adam Taylor	RW	5	0	0	0	-1	2	0	0	0	0	0	0	0	0	0	---	0	.4	3	.000	
31	Adam Berkhoel	G	6	0	0	0	0	0	0	0	0	0	0	0	0	0	0	---	0	0	0	---	
15	Martin Tuma	D	23	0	0	0	-2	3	3	0	0	0	0	0	0	0	0	---	0	1.43	17	.000	
30	Craig Anderson	G	34	0	0	0	0	8	0	0	0	0	0	0	0	0	0	---	0	.24	0	---	
BENCH			80	4		4		32															
TOTALS			80	269	437	706	81	1363	83	14	44	36	26	5	16	9	11	27	.407	.49	.95	2368	.101

NO	GOALTENDER	GP	MINS	W	L	SOL	SO	EN	GA	GAA	SOGP	SOW	SOL	SOGA	SOA	SO%	SA	SVS	SV%
35	Jean-Marc Pelletier	4	244	4	0	0	0	0	10	2.46	1	1	0	1	4	0.750	120	110	0.917
30	Craig Anderson	34	2,060	23	10	1	1	4	88	2.56	4	3	1	5	21	0.762	1,087	999	0.919
31	Adam Berkhoel	6	316	2	3	0	0	1	17	3.22	0	0	0	0	0	---	169	152	0.899
29	Adam Dennis	35	2,068	18	17	0	1	5	115	3.34	0	0	0	0	0	---	1,084	969	0.894
35	David Shantz	2	120	1	1	0	0	0	9	4.51	0	0	0	0	0	---	75	66	0.880
<b>TOTALS</b>		<b>80</b>	<b>4,808</b>	<b>48</b>	<b>31</b>	<b>1</b>	<b>2</b>	<b>10</b>	<b>239</b>	<b>2.98</b>	<b>5</b>	<b>4</b>	<b>1</b>	<b>6</b>	<b>25</b>	<b>0.760</b>	<b>2,535</b>	<b>2,296</b>	<b>0.906</b>



# AMERKS ALL-TIME YEAR-BY-YEAR STATISTICS Record Book

## 2007-08 REGULAR SEASON PLAYER STATS

NO	NAME	POS	GP	G	A	PTS	+/-	PIM	PP	PPA	SH	SHA	GW	FG	IG	OT	UA	EN	SOG	SOA	SO%	SHOTS	SH%
26	Mark Mancari	RW	80	21	36	57	-7	78	7	20	0	0	2	2	1	0	3	1	1	5	0.200	226	0.093
21	Marc-Andre Gragnani	LW	78	14	38	52	-24	38	6	21	4	0	2	3	3	0	2	0	3	9	0.333	161	0.087
19	Dylan Hunter	LW	70	20	27	47	-10	69	6	13	1	1	1	2	2	0	0	2	0	2	0.000	120	0.167
41	Clarke MacArthur	LW	43	14	28	42	-18	26	9	17	1	0	2	3	2	0	0	0	2	6	0.333	127	0.110
10	Stefan Meyer	LW	70	21	19	40	-26	77	12	11	0	0	1	2	0	0	1	0	1	5	0.200	143	0.147
23	Marek Zagrapan	C	76	18	22	40	-22	66	9	7	0	0	2	4	1	0	0	0	0	3	0.000	148	0.122
24	Anthony Stewart	RW	54	13	18	31	-12	61	2	7	0	0	2	3	1	1	0	1	0	1	0.000	134	0.097
7	Drew Larman	C	54	10	12	22	-14	44	2	3	0	0	0	2	0	0	0	0	2	4	0.500	106	0.094
18	Rob Globke	RW	64	9	12	21	-27	42	2	3	0	3	0	2	0	0	0	0	1	3	0.333	113	0.080
34	David Brine	C	66	9	11	20	-19	26	1	1	1	0	2	4	0	1	1	0	0	1	0.000	124	0.073
42	Andrej Sekera	D	40	2	15	17	-3	22	2	7	0	1	0	0	1	0	0	0	0	0	0.000	68	0.029
45	*Franklin MacDonald	D	51	1	13	14	-3	49	0	2	0	0	0	0	0	0	0	0	0	2	0.000	70	0.014
3	*Mike Weber	D	59	1	13	14	-8	178	0	2	0	0	1	0	0	0	0	0	0	0	0.000	59	0.017
12	*Peter Aston	D	56	3	10	13	-16	35	1	2	0	0	1	1	0	0	0	0	0	1	0.000	70	0.043
33	*Tanner Glass	LW	43	6	5	11	-10	84	0	0	0	2	0	2	0	0	0	0	0	1	0.000	50	0.120
8	Martin Lojek	D	72	6	5	11	-19	97	1	1	0	1	0	0	1	0	0	1	0	0	0.000	77	0.078
17	*Dan Collins	RW	35	5	6	11	-20	21	2	4	0	0	0	1	0	0	0	0	0	3	0.000	53	0.094
22	*Kenndal McArdle	LW	36	5	5	10	-17	31	2	1	1	0	0	2	0	0	0	0	0	0	0.000	42	0.119
4	Mike Funk	D	58	0	10	10	-15	104	0	3	0	0	0	0	0	0	0	0	0	0	0.000	24	0.000
16	*Yannick Tifu (total)	C	24	3	5	8	-3	15	0	2	0	0	0	1	0	0	0	0	0	0	0.000	35	0.086
	ALB	C	9	2	3	5	1	0	0	1	0	0	0	0	0	0	0	0	0	0	0.000	17	0.118
	RCH	C	15	1	2	3	-4	15	0	1	0	0	0	1	0	0	0	0	0	0	0.000	18	0.056
25	*Jordan Henry	D	49	3	5	8	-6	73	1	1	0	0	0	2	0	0	1	0	0	0	0.000	54	0.056
28	Kamil Kreps	C	6	1	5	6	2	6	1	4	0	0	0	0	0	0	0	0	0	2	0.000	22	0.045
11	*Tommy Goebel (total)	F	5	2	3	5	1	0	0	0	0	0	1	0	0	0	0	0	0	0	0.000	7	0.286
2	Mike Card	D	23	1	4	5	-8	32	1	0	0	0	1	0	0	0	0	0	0	0	0.000	19	0.053
15	*Brady Calla	RW	6	2	2	4	3	2	0	0	0	0	1	0	0	0	0	0	0	0	0.000	12	0.167
5	*Paul Baier (total)	D	9	1	3	4	-2	5	0	0	0	0	0	0	0	0	0	0	0	0	0.000	11	0.091
27	Patrick Kaleta	RW	29	1	3	4	-2	109	0	0	0	0	0	0	0	0	0	0	0	0	0.000	25	0.040
32	*Adam Taylor	RW	51	1	1	2	-11	25	0	0	0	0	0	1	0	0	0	0	0	0	0.000	58	0.017
28	*Derek Whitmore	C	8	1	0	1	-5	2	0	0	0	0	0	0	0	0	0	0	0	1	0.000	17	0.059
5	Jassen Cullimore	D	3	0	1	1	1	4	0	1	0	0	0	0	0	0	0	0	0	0	0.000	4	0.000
20	*Johann Kroll	D	4	0	1	1	-3	4	0	0	0	0	0	0	0	0	0	0	0	0	0.000	1	0.000
22	David Jarram	RW	6	0	1	1	-1	38	0	0	0	0	0	0	0	0	0	0	0	0	0.000	1	0.000
15	*Justin Aikins	RW	8	0	1	1	-1	8	0	0	0	0	0	0	0	0	0	0	0	0	0.000	6	0.000
15	*Mathieu Beaudoin	RW	1	0	0	0	-2	0	0	0	0	0	0	0	0	0	0	0	0	0	0.000	1	0.000
36	*Pierre-Luc Faubert	RW	1	0	0	0	-2	0	0	0	0	0	0	0	0	0	0	0	0	0	0.000	1	0.000
20	*Chaz Johnson	RW	1	0	0	0	0	0	0	0	0	0	0	0	0	0	0	0	0	0	0.000	0	0.000
15	Mike Kostka	D	1	0	0	0	1	2	0	0	0	0	0	0	0	0	0	0	0	0	0.000	1	0.000
20	*Joe Grimaldi	D	2	0	0	0	-1	5	0	0	0	0	0	0	0	0	0	0	0	0	0.000	4	0.000
14	Bobby Robins	C	5	0	0	0	-3	13	0	0	0	0	0	0	0	0	0	0	0	0	0.000	2	0.000
16	Luke Beaverson	D	6	0	0	0	-2	13	0	0	0	0	0	0	0	0	0	0	0	0	0.000	1	0.000
30	David Shantz	G	14	0	0	0	0	2	0	0	0	0	0	0	0	0	0	0	0	0	0.000	0	0.000
31	*Tyler Plante	G	25	0	0	0	0	21	0	0	0	0	0	0	0	0	0	0	0	0	0.000	0	0.000
53	Adam Dennis	G	46	0	0	0	0	10	0	0	0	0	0	0	0	0	0	0	0	0	0.000	0	0.000
	<b>BENCH</b>		<b>80</b>	<b>5</b>				<b>34</b>															
	<b>TOTALS</b>		<b>80</b>	<b>197</b>	<b>337</b>	<b>529</b>	<b>-335</b>	<b>1537</b>	<b>67</b>	<b>132</b>	<b>8</b>	<b>8</b>	<b>19</b>	<b>37</b>	<b>12</b>	<b>2</b>	<b>8</b>	<b>5</b>	<b>10</b>	<b>49</b>	<b>0.204</b>	<b>2180</b>	<b>0.081</b>

NO	GOALTENDER	GP	MINS	W	L	SOL	SO	EN	GA	GAA	SOGP	SOW	SOL	SOGA	SOA	SO%	SA	SVS	SV%
53	Adam Dennis	46	2,601	17	26	2	3	6	138	3.18	6	4	2	5	32	0.844	1,337	1,199	0.897
31	*Tyler Plante	25	1,451	6	16	1	0	3	86	3.56	2	1	1	1	9	0.889	751	665	0.885
30	David Shantz	14	780	1	10	1	0	1	53	4.07	1	0	1	2	4	0.500	387	334	0.863
	<b>TOTALS</b>	<b>80</b>	<b>4,832</b>	<b>24</b>	<b>52</b>	<b>4</b>	<b>3</b>	<b>10</b>	<b>277</b>	<b>3.44</b>	<b>9</b>	<b>5</b>	<b>4</b>	<b>8</b>	<b>45</b>	<b>0.822</b>	<b>2,475</b>	<b>2,198</b>	<b>0.888</b>



# AMERKS ALL-TIME YEAR-BY-YEAR STATISTICS Record Book

## 2008-09 REGULAR SEASON PLAYER STATS

NO	NAME	POS	GP	G	A	PTS	+/-	PIM	PP	PPA	SH	SHA	GW	FG	IG	OT	UA	EN	SOG	SOA	SO%	SHOTS	SH%
26	* Michal Repik	RW	75	19	30	49	-13	58	9	11	1	1	1	1	2	0	1	1	3	16	0.188	189	0.101
5	Janis Sprukts	C	59	16	31	47	-10	20	3	18	2	1	1	2	1	0	2	0	4	12	0.333	106	0.151
10	Stefan Meyer	LW	65	18	22	40	-2	57	6	8	0	0	3	3	1	0	0	0	5	0.000	159	0.113	
3	* Jason Garrison	D	75	8	27	35	-14	68	4	17	0	0	1	0	0	1	0	0	0	0.000	159	0.050	
34	David Brine	C	79	8	23	31	-3	35	3	3	2	1	2	0	1	0	1	0	5	0.000	147	0.054	
19	Karl Stewart	LW	72	20	8	28	-3	70	5	2	2	1	1	6	0	0	1	1	4	9	0.444	124	0.161
14	* Michael Duco	LW	68	14	14	28	-19	147	4	1	0	0	1	2	1	0	0	0	2	3	0.667	112	0.125
22	Kenndal McArdle	LW	58	12	12	24	-4	79	2	1	1	2	1	1	1	0	1	1	0	1	0.000	92	0.130
7	Drew Larman	C	61	10	13	23	4	40	0	1	2	0	2	2	1	0	1	0	0	2	0.000	95	0.105
8	* Keaton Ellerby	D	75	3	20	23	-8	44	1	7	0	3	0	2	0	0	0	0	0	0.000	93	0.032	
21	* Shawn Matthias	C	61	10	10	20	-34	16	2	2	1	0	2	1	1	0	1	0	0	3	0.000	112	0.089
42	Randall Gelech (total)	RW	61	9	9	18	-10	35	2	3	0	1	3	2	1	1	0	1	1	3	0.333	88	0.102
	GR	RW	5	0	0	0	-1	2	0	0	0	0	0	0	0	0	0	0	0	0	0.000	6	0.000
	RCH	RW	56	9	9	18	-9	33	2	3	0	1	3	2	1	1	0	1	1	3	0.333	82	0.110
41	*X-Jacob Micflikier	LW	39	4	12	16	-2	12	2	2	0	0	3	0	0	0	0	0	3	5	0.600	48	0.083
25	Jordan Henry	D	69	4	12	16	-8	111	1	3	1	0	1	2	0	0	1	0	0	0	0.000	82	0.049
4	Rory Fitzpatrick	D	46	4	10	14	-25	37	3	9	0	0	1	0	0	0	0	0	0	0	0.000	71	0.056
15	Tanner Glass	LW	44	4	9	13	-4	100	0	0	0	1	0	1	0	0	0	0	0	0	0.000	65	0.062
12	Peter Aston	D	53	2	8	10	-10	24	1	2	0	0	0	2	0	0	0	0	0	0	0.000	81	0.025
2	* Michael Caruso	D	73	1	9	10	-10	66	0	0	0	1	0	0	0	0	0	0	0	0	0.000	41	0.024
32	Franklin MacDonald	D	61	1	8	9	1	28	0	0	1	1	0	0	0	0	0	0	0	1	0.000	57	0.018
17	Dan Collins	RW	56	5	2	7	-11	25	1	1	0	0	0	2	0	0	0	0	0	0	0.000	51	0.098
28	X-Cory Murphy	D	5	2	4	6	2	2	1	2	0	0	0	0	0	0	0	0	1	2	0.500	15	0.133
24	Matt Duffy	D	9	2	4	6	2	4	1	3	0	0	1	0	0	0	0	0	0	0	0.000	19	0.105
28	*X-Judd Blackwater (total)	C	21	4	1	5	1	9	2	0	0	0	0	1	1	0	0	0	1	2	0.500	20	0.200
	RFD	C	9	3	0	3	-1	9	2	0	0	0	0	1	1	0	0	0	1	1	1.000	9	0.333
	RCH	C	12	1	1	2	2	0	0	0	0	0	0	0	0	0	0	0	0	1	0.000	11	0.091
24	X-Ross Carlson (total)	LW	6	2	1	3	-4	2	0	0	0	0	0	0	0	0	1	0	1	1	1.000	13	0.154
	PEO	LW	3	1	0	1	-2	2	0	0	0	0	0	0	0	0	0	0	0	0	0.000	5	0.200
	RCH	LW	3	1	1	2	-2	0	0	0	0	0	0	0	0	0	1	0	1	1	1.000	8	0.125
18	*X-Andrew Sweetland	LW	48	1	2	3	-4	12	0	0	0	0	0	0	0	0	0	0	0	0	0.000	34	0.029
11	*X-Jarret Lukin	C	6	0	3	3	-2	0	0	0	0	0	0	0	0	0	0	0	0	0	0.000	6	0.000
23	X-Noah Welch	D	7	0	3	3	-2	10	0	1	0	0	0	0	0	0	0	0	0	0	0.000	14	0.000
27	X-Doug O'Brien	D	12	0	2	2	-11	8	0	1	0	0	0	0	0	0	0	0	0	0	0.000	31	0.000
9	*X-Mathieu (R.) Roy	LW	1	0	1	1	0	0	0	1	0	0	0	0	0	0	0	0	0	0	0.000	2	0.000
11	*X-Brady Calla	RW	8	0	1	1	0	9	0	0	0	0	0	0	0	0	0	0	0	0	0.000	5	0.000
33	X-Neil Clark	LW	8	0	1	1	-1	17	0	0	0	0	0	0	0	0	0	0	0	0	0.000	3	0.000
20	* Luke Beaverson	D	15	0	1	1	-3	21	0	0	0	0	0	0	0	0	0	0	0	0	0.000	3	0.000
23	X-Kevin Baker	RW	1	0	0	0	-1	0	0	0	0	0	0	0	0	0	0	0	0	0	0.000	0	0.000
16	Kyle Hagel	D	3	0	0	0	0	5	0	0	0	0	0	0	0	0	0	0	0	0	0.000	1	0.000
33	* Drew Paris	D	5	0	0	0	1	0	0	0	0	0	0	0	0	0	0	0	0	0	0.000	8	0.000
27	Brett Parnham	C	7	0	0	0	0	0	0	0	0	0	0	0	0	0	0	0	1	2	0.500	1	0.000
30	David Shantz	G	12	0	0	0	0	0	0	0	0	0	0	0	0	0	0	0	0	0	0.000	0	0.000
35	Tyler Plante	G	19	0	0	0	0	0	0	0	0	0	0	0	0	0	0	0	0	0	0.000	0	0.000
35	Chris Beckford-Tseu	G	22	0	0	0	0	0	0	0	0	0	0	0	0	0	0	0	0	0	0.000	0	0.000
29	Mike Brodeur	G	38	0	0	0	0	0	0	0	0	0	0	0	0	0	0	0	0	0	0.000	0	0.000
45	* Riley Emmerson	RW	42	0	0	0	-6	107	0	0	0	0	0	0	0	0	0	0	0	0	0.000	10	0.000
BENCH			80	5				28														5	
TOTALS			80	184	313	492	-209	1293	51	99	13	13	24	29	10	2	10	4	20	71	0.282	2142	0.084

NO	GOALTENDER	GP	MINS	W	L	SOL	SO	EN	GA	GAA	SOGP	SOW	SOL	SOGA	SOA	SO%	SA	SVS	SV%
29	Mike Brodeur	38	2,127	18	13	4	2	3	87	2.45	9	5	4	14	44	0.682	1,095	1,008	0.921
30	David Shantz	12	690	3	6	2	1	3	30	2.61	2	0	2	7	11	0.364	389	359	0.923
35	Tyler Plante	19	904	5	10	1	0	4	49	3.25	1	0	1	2	6	0.667	501	452	0.902
35	Chris Beckford-Tseu	22	1,112	3	14	1	0	2	73	3.94	1	0	1	1	4	0.750	551	478	0.868
<b>TOTALS</b>		<b>80</b>	<b>4,833</b>	<b>29</b>	<b>43</b>	<b>8</b>	<b>3</b>	<b>12</b>	<b>239</b>	<b>2.97</b>	<b>13</b>	<b>5</b>	<b>8</b>	<b>24</b>	<b>65</b>	<b>0.631</b>	<b>2,536</b>	<b>2,297</b>	<b>0.906</b>

x - inactive, \* - rookie



# AMERKS ALL-TIME YEAR-BY-YEAR STATISTICS Record Book

## 2009-10 REGULAR SEASON PLAYER STATS

NO	NAME	POS	GP	G	A	PTS	+/-	PIM	PP	PPA	SHG	SHA	GW	FG	IG	OT	UA	EN	SOG	SOA	SGW	SO%	SH	SH%
10	Jamie Johnson	C	80	27	44	71	-7	24	6	16	0	1	3	2	5	0	0	2	1	5	0	0.200	139	0.194
12	Chris Taylor	C	80	17	44	61	-2	89	7	16	2	1	2	5	0	1	0	1	0	1	0	0.000	144	0.118
5	Clay Wilson	D	75	14	46	60	22	58	8	24	1	1	3	3	0	0	0	0	0	0	0	0.000	191	0.073
20	Jeff Taffe	LW	61	28	28	56	0	47	7	11	0	0	5	3	2	1	2	2	2	4	1	0.500	178	0.157
26	Michal Repik	RW	60	22	31	53	14	57	5	9	3	3	6	1	2	1	2	5	1	2	1	0.500	151	0.146
16	Mike York	LW	45	14	27	41	-3	8	8	12	0	1	1	3	5	0	1	1	2	4	1	0.500	77	0.182
32	*x Evgeny Dadonov	LW	76	17	23	40	9	36	2	4	0	0	1	3	3	0	2	1	3	4	1	0.750	146	0.116
21	Graham Mink	RW	67	20	17	37	-3	86	8	7	0	0	5	5	2	0	1	0	0	1	0	0.000	166	0.120
34	David Brine	C	69	14	18	32	14	14	0	0	3	3	2	2	1	2	1	0	0	0	0	0.000	129	0.109
25	Jordan Henry	D	76	13	18	31	22	104	2	2	0	0	3	3	1	0	3	0	0	0	0	0.000	163	0.080
24	x Daniel Steiner (total)	RW	28	6	14	20	-1	10	2	4	0	0	1	1	0	0	0	0	1	1	0	1.000	68	0.088
	ADK	RW	1	0	0	0	0	0	0	0	0	0	0	0	0	0	0	0	0	0	0	0.000	0	0.000
	RCH	RW	27	6	14	20	-1	10	2	4	0	0	1	1	0	0	0	0	1	1	0	1.000	68	0.088
14	Michael Duco	LW	59	9	10	19	-4	111	3	5	0	0	2	3	0	0	1	0	0	0	0	0.000	65	0.138
8	x Keaton Ellerby	D	58	6	13	19	-2	34	3	6	0	0	0	1	2	0	0	1	0	0	0	0.000	60	0.100
3	x Jason Garrison	D	38	3	16	19	13	33	3	6	0	2	1	0	2	0	0	0	0	0	0	0.000	102	0.029
15	*x Victor Oreskovich	RW	34	6	9	15	2	18	1	1	0	0	0	1	0	0	0	0	0	0	0	0.000	60	0.100
19	*x Shawn Matthias	C	27	6	7	13	4	12	1	2	1	0	0	1	0	0	0	0	0	0	0	0.000	43	0.140
18	Andrew Sweetland	LW	51	5	8	13	-4	10	0	0	0	0	2	1	0	0	0	0	0	0	0	0.000	44	0.114
2	Michael Caruso	D	67	1	10	11	4	42	0	0	0	0	0	0	0	0	0	0	0	0	0	0.000	61	0.016
23	*x Maxime Gratchev (total)	LW	30	4	5	9	0	16	1	1	0	0	2	1	0	0	0	0	1	1	0	1.000	57	0.070
	BNG	LW	17	2	3	5	-1	10	1	0	0	0	1	1	0	0	0	0	0	0	0	0.000	38	0.053
	RCH	LW	13	2	2	4	1	6	0	1	0	0	1	0	0	0	0	0	1	1	0	1.000	19	0.105
22	Kenndal McArdle	LW	18	3	5	8	4	63	0	0	1	1	0	0	0	0	0	0	0	0	0	0.000	24	0.125
27	Jimmy Bonneau	LW	57	4	2	6	-3	187	1	0	0	0	1	2	0	0	0	0	0	0	0	0.000	31	0.129
11	*x Brady Calla	RW	33	1	5	6	-7	14	0	0	0	0	1	0	0	0	0	0	0	0	0	0.000	30	0.033
45	John de Gray	D	41	1	5	6	-1	31	0	0	0	0	0	0	0	0	0	0	0	0	0	0.000	36	0.028
4	Rory Fitzpatrick	D	44	0	6	6	-1	37	0	0	0	0	0	0	0	0	0	0	0	0	0	0.000	59	0.000
7	x Matt Duffy	D	11	1	4	5	-4	0	1	3	0	0	0	1	0	0	0	0	0	0	0	0.000	16	0.063
7	x Ernie Hartlieb	LW	9	2	2	4	0	0	0	0	0	0	0	0	0	0	0	0	0	0	0	0.000	16	0.125
22	Mathieu Roy (total)	D	15	0	4	4	-7	32	0	1	0	0	0	0	0	0	0	0	0	0	0	0.000	25	0.000
	SYR	D	14	0	4	4	-7	32	0	1	0	0	0	0	0	0	0	0	0	0	0	0.000	25	0.000
	RCH	D	1	0	0	0	0	0	0	0	0	0	0	0	0	0	0	0	0	0	0	0.000	0	0.000
45	x Nick Tarnasky	C	5	3	0	3	1	7	0	0	0	0	0	1	0	0	0	0	0	0	0	0.000	7	0.429
31	* Alexander Salak	G	46	0	3	3	0	14	0	0	0	2	0	0	0	0	0	0	0	0	0	0.000	0	0.000
23	*x Scott Hotham	D	9	2	0	2	1	6	0	0	0	0	0	0	1	0	0	0	0	0	0	0.000	10	0.200
24	x Ville Koistinen	D	8	1	1	2	-3	4	0	1	0	0	0	0	0	0	0	0	0	0	0	0.000	12	0.083
17	x Dylan Hunter	LW	10	1	1	2	-5	2	0	0	0	0	0	1	0	0	0	0	0	0	0	0.000	6	0.167
15	x Daniel Tkaczuk	C	7	0	2	2	-1	4	0	0	0	0	0	0	0	0	0	0	0	0	0	0.000	2	0.000
28	* John Scott Dickson	LW	9	0	2	2	1	0	0	0	0	0	0	0	0	0	0	0	0	0	0	0.000	7	0.000
35	x Tyler Plante	G	26	0	2	2	0	11	0	1	0	0	0	0	0	0	0	0	0	0	0	0.000	0	0.000
38	* Luke Beaverson	D	29	0	2	2	-2	22	0	0	0	0	0	0	0	0	0	0	0	0	0	0.000	12	0.000
33	x Steve MacIntyre	LW	34	0	2	2	-2	86	0	0	0	0	0	0	0	0	0	0	0	0	0	0.000	14	0.000
22	x David Schulz	D	4	0	1	1	0	2	0	0	0	0	0	0	0	0	0	0	0	0	0	0.000	4	0.000
11	Corey Syvret	D	4	0	1	1	-1	0	0	0	0	0	0	0	0	0	0	0	0	0	0	0.000	6	0.000
30	x Chris Beckford-Tseu	G	6	0	1	1	0	0	0	0	0	0	0	0	0	0	0	0	0	0	0	0.000	0	0.000
17	x Dan Collins	RW	1	0	0	0	0	2	0	0	0	0	0	0	0	0	0	0	0	0	0	0.000	1	0.000
28	*x Jon Landry	D	1	0	0	0	1	0	0	0	0	0	0	0	0	0	0	0	0	0	0	0.000	0	0.000
28	x Colt King	LW	2	0	0	0	-2	0	0	0	0	0	0	0	0	0	0	0	0	0	0	0.000	0	0.000
15	x Jordan Fox	C	3	0	0	0	-2	0	0	0	0	0	0	0	0	0	0	0	0	0	0	0.000	0	0.000
23	Andrew Lord	C	3	0	0	0	0	17	0	0	0	0	0	0	0	0	0	0	0	0	0	0.000	1	0.000
17	* Carl Hudson	D	7	0	0	0	-3	16	0	0	0	0	0	0	0	0	0	0	0	0	0	0.000	5	0.000
29	x Ryan Mior	G	7	0	0	0	0	0	0	0	0	0	0	0	0	0	0	0	0	0	0	0.000	0	0.000
28	*x A.J. Thelen	D	9	0	0	0	-9	6	0	0	0	0	0	0	0	0	0	0	0	0	0	0.000	13	0.000
23	x Peter Aston	D	17	0	0	0	-3	4	0	0	0	0	0	0	0	0	0	0	0	0	0	0.000	13	0.000
	<b>BENCH</b>		<b>80</b>	<b>4</b>				<b>18</b>															<b>4</b>	
	<b>TOTALS</b>		<b>80</b>	<b>253</b>	<b>432</b>	<b>681</b>	<b>38</b>	<b>1352</b>	<b>68</b>	<b>131</b>	<b>11</b>	<b>15</b>	<b>40</b>	<b>43</b>	<b>27</b>	<b>4</b>	<b>14</b>	<b>14</b>	<b>11</b>	<b>23</b>	<b>4</b>	<b>0.478</b>	<b>2335</b>	<b>0.107</b>

NO	GOALTENDER	GP	MINS	W	L	SOL	SO	EN	GA	GAA	SOGP	SOW	SOL	SOGA	SOA	SO%	SA	SVS	SV%
35	x Tyler Plante	27	1487	12	12	1	3	3	66	2.66	2	1	1	1	8	0.875	767	701	0.914
31	* Alexander Salak	48	2557	29	14	0	1	2	123	2.89	3	3	0	6	15	0.600	1368	1245	0.910
29	x Ryan Mior	7	416	3	4	0	0	2	21	3.03	0	0	0	0	0	0.000	227	206	0.907
29	* Alex Petizian	1	60	0	1	0	0	1	4	4.02	0	0	0	0	0	0.000	30	26	0.867
30	x Chris Beckford-Tseu	6	296	0	4	0	0	1	23	4.66	0	0	0	0	0	0.000	175	152	0.869
	<b>TOTALS</b>	<b>80</b>	<b>4816</b>	<b>44</b>	<b>35</b>	<b>1</b>	<b>4</b>	<b>9</b>	<b>237</b>	<b>2.95</b>	<b>5</b>	<b>4</b>	<b>1</b>	<b>7</b>	<b>23</b>	<b>0.696</b>	<b>2567</b>	<b>2330</b>	<b>0.908</b>

x - inactive, \* - rookie



# AMERKS ALL-TIME YEAR-BY-YEAR STATISTICS

## Record Book

### 2010-11 REGULAR SEASON PLAYER STATS

NO	NAME	POS	GP	G	A	PTS	+/-	PIM	PP	PPA	SHG	SHA	GW	FG	IG	OT	UA	EN	SOG	SOA	SGW	SO%	SH	SH%
28	Mike Kostka	D	80	16	38	54	-9	46	11	20	0	2	1	1	2	0	1	1	0	1	0	0.000	199	8.0
12	Chris Taylor	C	72	10	41	51	-13	38	1	24	0	1	3	1	0	0	0	0	0	0	0	0.000	118	8.5
40	Tim Kennedy (total)	C	67	12	37	49	6	52	6	14	0	2	3	3	1	2	3	1	2	11	1	0.182	104	11.5
	CT	C	53	12	30	42	3	44	6	14	0	2	3	3	1	2	3	1	1	9	1	0.111	90	13.3
	RCH	C	14	0	7	7	3	8	0	0	0	0	0	0	0	0	0	0	1	2	0	0.500	14	0.0
5	Clay Wilson	D	66	12	36	48	-11	24	8	17	0	3	0	0	1	0	2	0	0	3	0	0.000	141	8.5
26	x Michal Repik	RW	53	11	34	45	-9	38	7	13	0	1	2	2	0	0	0	1	3	7	0	0.429	181	6.1
33	Patrick Rissmiller (total)	LW	57	14	27	41	-6	22	7	14	1	0	3	3	1	0	2	3	3	6	1	0.500	135	10.4
	CHI	LW	6	1	0	1	-1	6	0	0	0	0	0	0	0	0	0	0	0	0	0	0.000	4	25.0
	LE	LW	43	11	19	30	-5	10	5	10	1	0	2	3	1	0	2	3	3	5	1	0.600	108	10.2
	RCH	LW	8	2	8	10	0	6	2	4	0	0	1	0	0	0	0	0	0	1	0	0.000	23	8.7
20	Bill Thomas	RW	53	16	20	36	-19	12	4	12	4	0	0	5	1	0	4	1	3	6	1	0.500	128	12.5
14	Michael Duco	LW	67	20	11	31	-16	126	11	4	0	0	0	5	0	0	0	0	0	4	0	0.000	122	16.4
22	Kennal McArdle	LW	54	14	12	26	-5	106	4	2	2	1	2	2	1	0	1	0	1	2	1	0.500	97	14.4
38	Jordan Knackstedt (total)	RW	66	12	14	26	-1	38	1	1	0	0	2	0	1	0	0	0	1	4	1	0.250	96	12.5
	PRO	RW	22	7	5	12	-1	12	1	1	0	0	1	0	0	0	0	0	1	2	1	0.500	39	17.9
	RCH	RW	44	5	9	14	0	26	0	0	0	0	1	0	1	0	0	0	0	2	0	0.000	57	8.8
25	* Colby Robak	D	76	7	17	24	-12	22	1	5	0	1	1	0	0	0	0	0	0	0	0	0.000	87	8.0
32	* x Scott Timmins	C	45	10	12	22	10	18	0	0	2	0	0	0	0	0	2	0	0	1	0	0.000	74	13.5
10	* A.J. Jenks	LW	63	8	13	21	3	48	0	1	1	2	2	2	0	0	0	0	4	10	3	0.400	98	8.2
18	Jeff LoVecchio (total)	LW	73	8	11	19	3	34	0	0	0	1	1	3	0	0	0	0	0	1	0	0.000	120	6.7
	PRO	LW	22	0	3	3	-3	9	0	0	0	1	0	0	0	0	0	0	0	0	0	0.000	38	0.0
	RCH	LW	51	8	8	16	6	25	0	0	0	0	1	3	0	0	0	0	1	0	0.000	82	9.8	
27	x Evgeny Dadonov	LW	24	8	8	16	-3	4	2	3	0	0	2	2	1	0	0	1	0	0	0	0.000	47	17.0
34	* Eric Selleck	LW	67	5	11	16	-4	214	0	0	0	0	0	0	1	0	0	0	0	0	0	0.000	70	7.1
11	P.J. Fenton	LW	56	5	10	15	-8	26	0	0	0	0	2	1	0	0	0	0	0	0	0	0.000	60	8.3
17	Mark Cullen	C	28	5	9	14	-10	6	1	5	0	0	0	1	1	0	0	0	2	4	0	0.500	40	12.5
45	Hugh Jessiman (total)	RW	50	8	5	13	-8	74	1	1	0	0	1	1	1	0	0	0	1	4	0	0.250	89	9.0
	RFD	RW	25	3	2	5	-4	27	1	0	0	0	1	0	0	0	0	0	1	1	0	1.000	40	7.5
	RCH	RW	25	5	3	8	-4	47	0	1	0	0	0	1	1	0	0	0	0	3	0	0.000	49	10.2
4	Evan Oberg (total)	D	43	7	6	13	-6	28	4	2	0	1	0	1	2	0	0	0	0	0	0	0.000	69	10.1
	MTB	D	38	6	5	11	-7	28	4	2	0	1	0	1	2	0	0	0	0	0	0	0.000	61	9.8
	RCH	D	5	1	1	2	1	0	0	0	0	0	0	0	0	0	0	0	0	0	0	0.000	8	12.5
21	Triston Grant	LW	56	7	6	13	-11	144	1	0	0	0	2	1	0	0	0	0	0	0	0	0.000	73	9.6
16	x Joe Callahan	D	48	4	9	13	-13	12	2	4	0	0	0	1	0	0	0	0	0	0	0	0.000	68	5.9
36	x Ryan Del Monte (total)	RW	39	4	6	10	-9	42	1	0	0	0	1	1	0	0	0	0	0	0	0	0.000	39	10.3
	RCH	RW	24	3	3	6	-12	29	1	0	0	0	1	1	0	0	0	0	0	0	0	0.000	19	15.8
	WOR	RW	15	1	3	4	3	13	0	0	0	0	0	0	0	0	0	0	0	0	0	0.000	20	5.0
7	Paul Baier	D	65	2	8	10	-7	80	0	0	0	0	0	0	0	0	1	0	0	0	0	0.000	52	3.8
2	Michael Caruso	D	75	5	4	9	-3	77	0	0	0	0	0	1	1	0	0	0	0	0	0	0.000	51	9.8
	Michael Nylander	C	7	4	2	6	-3	8	0	1	1	0	2	0	1	0	0	0	0	0	0	0.000	8	50.0
8	x Keaton Ellerby	D	17	2	3	5	8	8	1	0	0	0	1	0	0	1	0	0	0	0	0	0.000	19	10.5
24	* Adam Comrie	D	44	0	5	5	-15	18	0	0	0	0	0	0	0	0	0	0	0	0	0	0.000	53	0.0
15	x Brady Calla	RW	17	2	2	4	-2	0	0	0	0	0	0	0	0	0	0	0	0	0	0	0.000	25	8.0
23	* x Chris Clackson	LW	17	2	2	4	0	27	0	0	0	0	0	0	0	0	0	0	0	0	0	0.000	15	13.3
41	* Anthony Luciani	RW	3	2	1	3	2	2	0	0	0	0	0	0	0	0	0	0	0	0	0	0.000	9	22.2
19	x Michael Dubuc	LW	5	2	1	3	2	0	0	0	0	0	0	1	0	0	0	0	0	0	0	0.000	8	25.0
36	Mike Hedden (total)	LW	6	1	2	3	2	17	0	0	0	0	0	0	0	0	0	0	0	0	0	0.000	4	25.0
	GR	LW	3	0	1	1	0	2	0	0	0	0	0	0	0	0	0	0	0	0	0	0.000	2	0.0
	RFD	LW	1	0	0	0	1	0	0	0	0	0	0	0	0	0	0	0	0	0	0	0.000	0	0.0
	RCH	LW	2	1	1	2	1	15	0	0	0	0	0	0	0	0	0	0	0	0	0	0.000	2	50.0
4	x Nathan Paetsch	D	9	1	2	3	-2	2	0	2	0	0	0	0	0	0	0	0	0	0	0	0.000	9	11.1
23	x Brian O'Hanley (total)	D	19	1	2	3	5	8	1	1	0	0	0	0	0	0	0	0	0	0	0	0.000	11	9.1
	RCH	D	3	1	0	1	0	0	1	0	0	0	0	0	0	0	0	0	0	0	0	0.000	2	50.0
	POR	D	16	0	2	2	5	8	0	1	0	0	0	0	0	0	0	0	0	0	0	0.000	9	0.0
33	x Bates Battaglia	LW	20	1	2	3	-8	12	0	1	0	0	0	0	0	0	1	0	0	3	0	0.000	16	6.3
40	x David Marshall	F	9	2	0	2	1	6	0	0	0	0	1	0	0	0	1	0	0	1	0	0.000	16	12.5
10	x Scott Reynolds	RW	6	1	1	2	-2	2	1	0	0	0	0	0	0	0	0	0	0	0	0	0.000	6	16.7
41	x Kyle Rank	RW	2	0	2	2	1	0	0	0	0	0	0	0	0	0	0	0	0	0	0	0.000	3	0.0
36	x Ben Gordon	F	6	0	2	2	1	2	0	1	0	0	0	0	0	0	0	0	0	1	0	0.000	10	0.0
23	* Andrew Hatham	D	6	0	2	2	2	7	0	0	0	0	0	0	0	0	0	0	0	0	0	0.000	4	0.0
41	* x Cory Conacher	LW	2	1	0	1	0	2	0	0	0	0	0	0	0	0	0	0	0	0	0	0.000	2	50.0
23	* x Aaron Bendickson	RW	7	1	0	1	1	12	0	0	0	0	1	0	0	0	0	0	0	0	0	0.000	3	33.3
3	T.J. Fast	D	13	1	0	1	1	12	1	0	0	0	0	0	0	0	0	0	0	0	0	0.000	12	8.3
30	Jacob Markstrom	G	37	0	1	1	0	10	0	0	0	0	0	0	0	0	0	0	0	0	0	0.000	0	0.0
23	x Barret Ehgoetz	C	2</																					

NO	GOALTENDER	GP	MIN	W	L	SOL	SO	EN	GA	GAA	SOGP	SOW	SOL	SOGA	SOA	SO%	SA	SVS	SV%
30	* Jacob Markstrom	37	2174	16	20	1	1	3	108	2.98	3	2	1	3	13	0.769	1159	1051	0.907
35	Tyler Plante	35	1942	13	17	2	1	4	101	3.12	5	3	2	4	24	0.833	1104	1003	0.909
31	* Alex Petizian (total)	3	102	0	1	1	0	0	6	3.56	1	0	1	2	7	0.714	59	53	0.898
	POR	2	62	0	1	0	0	0	5	4.88	0	0	0	0	0	0.000	46	41	0.891
	RCH	1	40	0	0	1	0	0	1	1.51	1	0	1	2	7	0.714	13	12	0.923
29	* Marc Cheverie	15	675	2	7	1	0	0	44	3.91	1	0	1	3	7	0.571	394	350	0.888
	TOTALS	80	4831	31	44	5	2	7	254	3.15	10	5	5	12	51	0.765	2670	2416	0.905



# AMERKS ALL-TIME YEAR-BY-YEAR STATISTICS Record Book

## 2011-12 REGULAR SEASON PLAYER STATS

NO	NAME	POS	GP	G	A	PTS	+/-	PIM	PP	PPA	SHG	SHA	GW	FG	IG	OT	UA	EN	SOG	SOA	SGW	SO%	SH	SH%
22	* Phil Varone	C	76	11	41	52	17	42	3	9	2	2	2	3	1	0	0	0	3	4	2	0.750	120	9.2
38	Paul Szczechura	C	57	21	25	46	16	26	3	8	1	0	4	7	1	2	3	1	2	7	0	0.286	137	15.3
21	Derek Whitmore	LW	75	28	16	44	-1	25	8	5	0	0	3	6	4	0	3	0	1	7	0	0.143	241	11.6
71	* Marcus Foligno	LW	60	16	23	39	19	78	2	5	0	1	5	2	2	0	0	2	1	3	0	0.333	110	14.5
27	Mark Voakes	C	75	8	26	34	0	36	1	5	1	0	0	3	0	0	0	0	1	5	0	0.200	75	10.7
10	Colin Stuart	LW	51	13	19	32	3	32	3	4	1	0	2	1	1	0	0	0	0	3	0	0.000	147	8.8
3	T.J. Brennan	D	52	16	14	30	5	39	7	8	0	0	2	3	0	0	1	0	1	6	1	0.167	150	10.7
7	* Brayden McNabb	D	45	5	25	30	15	31	1	8	0	2	1	1	0	1	0	0	0	2	0	0.000	68	7.4
15	Evan Rankin	RW	35	15	14	29	9	12	3	1	1	0	0	1	3	0	2	1	0	1	0	0.000	72	20.8
11	Travis Turnbull	RW	63	12	15	27	4	117	3	2	0	1	0	2	2	0	1	0	0	1	0	0.000	102	11.8
54	*x Zack Kassian	RW	30	15	11	26	4	31	2	6	1	0	1	3	2	0	0	0	2	4	0	0.500	94	16.0
4	Alex Biega	D	65	5	18	23	10	47	1	1	0	1	1	0	1	0	3	0	0	0	0	0.000	90	5.6
14	Corey Tropp	RW	27	9	13	22	1	46	1	4	0	0	0	2	0	0	0	0	1	4	0	0.250	60	15.0
20	Nick Crawford	D	70	6	16	22	-2	26	2	7	0	0	1	2	0	0	0	0	0	2	0	0.000	82	7.3
83	Jacob Lagace	LW	58	10	10	20	2	25	0	2	0	0	1	1	0	0	1	0	1	4	0	0.250	65	15.4
29	Maxime Legault	RW	62	8	9	17	0	19	0	0	1	2	0	1	0	0	1	1	0	0	0	0.000	95	8.4
26	Shaone Morrisonn	D	65	4	11	15	-1	44	2	3	0	0	1	2	0	0	0	0	0	0	0	0.000	83	4.8
72	Luke Adam	C	27	4	9	13	-2	18	0	3	0	1	2	0	0	0	0	0	0	2	0	0.000	80	5.0
44	x Drew Schiestel	D	43	2	10	12	-3	12	1	4	0	1	1	0	0	1	0	0	0	0	0	0.000	47	4.3
23	* Shawn Szydlowski	RW	53	0	8	8	-7	21	0	0	0	0	0	0	0	0	0	0	1	3	1	0.333	41	0.0
8	Dennis Persson	D	39	3	4	7	-5	10	3	1	0	0	2	0	1	0	0	0	0	1	0	0.000	43	7.0
24	* Jonathan Parker	RW	37	3	3	6	-14	6	1	1	0	0	1	0	1	0	0	0	4	4	1	1.000	36	8.3
2	* Joe Finley	D	57	1	5	6	7	143	0	0	0	0	0	1	0	0	0	0	0	0	0	0.000	46	2.2
18	Igor Gongalsky (total)	LW	50	2	2	4	-12	107	0	0	1	1	0	0	0	0	0	0	1	2	1	0.500	62	3.2
	POR	LW	13	0	1	1	-2	29	0	0	0	0	0	0	0	0	0	0	0	0	0	0.000	15	0.0
	RCH	LW	37	2	1	3	-10	78	0	0	1	1	0	0	0	0	0	0	1	2	1	0.500	47	4.3
19	Michael Ryan	LW	8	1	3	4	1	19	0	2	0	0	0	0	0	0	0	0	0	0	0	0.000	13	7.7
5	* Corey Fienhage	D	20	0	4	4	2	20	0	0	0	0	0	0	0	0	0	0	0	0	0	0.000	12	0.0
47	* Matt MacKenzie	D	20	0	4	4	-1	16	0	0	0	0	0	0	0	0	0	0	0	0	0	0.000	16	0.0
45	*x Riley Boychuk	LW	26	0	2	2	0	18	0	0	0	0	0	0	0	0	0	0	0	0	0	0.000	17	0.0
33	David Leggio	G	54	0	2	2	0	4	0	1	0	1	0	0	0	0	0	0	0	0	0	0.000	0	0.0
17	*x Brock Matheson	D	3	0	1	1	-1	4	0	0	0	0	0	0	0	0	0	0	0	0	0	0.000	2	0.0
16	* Brian Flynn	RW	5	0	1	1	-2	2	0	0	0	0	0	0	0	0	0	0	0	0	0	0.000	8	0.0
25	*x Scott Campbell	LW	1	0	0	0	0	0	0	0	0	0	0	0	0	0	0	0	0	0	0	0.000	0	0.0
15	x Chris Clackson	LW	1	0	0	0	0	0	0	0	0	0	0	0	0	0	0	0	0	0	0	0.000	1	0.0
16	*x Kyle Ostrow	RW	2	0	0	0	0	0	0	0	0	0	0	0	0	0	0	0	0	0	0	0.000	3	0.0
17	* Ryan Grimshaw	D	3	0	0	0	3	2	0	0	0	0	0	0	0	0	0	0	0	0	0	0.000	1	0.0
16	*x Maury Edwards (tot)	D	4	0	0	0	-3	0	0	0	0	0	0	0	0	0	0	0	0	0	0	0.000	2	0.0
	PEO	D	3	0	0	0	-1	0	0	0	0	0	0	0	0	0	0	0	0	0	0	0.000	2	0.0
	RCH	D	1	0	0	0	-2	0	0	0	0	0	0	0	0	0	0	0	0	0	0	0.000	0	0.0
12	* Kyle Bailey	C	5	0	0	0	-3	4	0	0	0	0	0	0	0	0	0	0	0	0	0	0.000	5	0.0
17	x Rob Bordson	F	8	0	0	0	1	2	0	0	0	0	0	0	0	0	0	0	0	0	0	0.000	7	0.0
31	Drew MacIntyre	G	23	0	0	0	0	0	0	0	0	0	0	0	0	0	0	0	0	0	0	0.000	0	0.0
	BENCH		76	6				12															6	
	TOTALS		76	224	363	581	65	1067	47	90	9	13	30	41	19	4	15	5	19	65	6	0.292	2222	0.098
NO	GOALTENDER		GP	MINS	W	L	SOL	SO	EN	GA	GAA	SOGP	SOW	SOL	SOGA	SOA	SO%	SA	SVS	SV%				
33	David Leggio		54	3243:16	28	24	2	2	0	142	2.63	8	6	2	10	50	0.800	1721	1579	0.917				
31	Drew MacIntyre		23	1375:03	8	12	2	1	2	73	3.19	2	0	2	7	16	0.563	725	652	0.899				
	EMPTY NET			18:05						2								2						
	TOTALS		76	4636:24	36	36	4	3	2	217	2.81	10	6	4	17	66	0.742	2448	2231	0.911				

x - inactive, \* - rookie



# AMERKS ALL-TIME YEAR-BY-YEAR STATISTICS

## Record Book

### 2012-13 REGULAR SEASON PLAYER STATS

NO	NAME	POS	GP	G	A	PTS	+/-	PIM	PP	PPA	SHG	SHA	GW	FG	IG	OT	UA	EN	SOG	SOA	SGW	SO%	SH	SH%
25	Mark Mancari	RW	76	22	39	61	-9	68	7	18	1	1	4	3	1	0	2	1	4	7	1	0.571	279	7.9
12	x Kevin Porter	C	48	15	29	44	8	38	3	8	1	1	2	2	5	0	0	0	0	1	0	0.000	83	18.1
26	* Johan Larsson (total)	C	69	16	25	41	-2	40	6	7	1	2	4	3	1	1	2	4	7	3	0.571	99	16.2	
	HOU	C	62	15	22	37	0	38	6	6	1	1	4	3	1	1	1	2	2	4	1	0.500	89	16.9
	RCH	C	7	1	3	4	-2	2	0	1	0	1	0	0	0	0	0	0	2	3	2	0.667	10	10.0
	Luke Adam	C	67	15	22	37	-10	57	6	9	0	0	1	3	1	0	0	0	0	1	0	0.000	141	10.6
7	Brayden McNabb	D	62	5	31	36	-1	50	4	13	0	3	1	2	0	0	0	0	0	2	0	0.000	111	4.5
3	x T.J. Brennan	D	36	14	21	35	-4	57	7	12	2	1	1	1	3	0	0	0	2	4	1	0.500	132	10.6
22	Phil Varone	C	62	11	24	35	-3	42	4	6	1	4	2	1	2	1	2	1	2	6	0	0.333	101	10.9
10	*x Brian Flynn	RW	45	16	16	32	-3	18	6	6	0	2	2	5	0	0	1	1	1	3	1	0.333	99	16.2
15	Evan Rankin	RW	48	14	17	31	-10	20	5	6	0	0	1	2	4	0	0	0	0	0	0	0.000	86	16.3
71	x Marcus Foligno	LW	33	10	17	27	7	38	3	6	0	0	3	0	0	1	0	0	2	4	0	0.500	77	13.0
74	Nick Tarnasky	LW	74	16	10	26	-21	138	5	1	0	0	2	4	1	0	1	0	0	1	0	0.000	114	14.0
4	Alex Biega	D	72	5	20	25	-4	59	0	0	1	0	1	0	0	0	0	0	3	4	3	0.750	101	5.0
32	Rick Schofield	C	58	7	16	23	1	12	0	0	0	1	3	3	0	0	0	0	1	3	0	0.333	89	7.9
19	x Cody Hodgson	C	19	5	14	19	-3	10	2	9	1	0	1	1	1	0	0	0	1	3	1	0.333	50	10.0
20	Nick Crawford	D	53	5	14	19	-1	18	4	5	1	1	1	0	1	0	0	1	0	1	0	0.000	64	7.8
29	Maxime Legault	RW	60	11	7	18	2	26	1	0	2	1	2	2	2	0	1	0	0	0	0	0.000	88	12.5
13	*x Mark Pysyk	D	57	4	14	18	8	20	0	8	0	0	0	1	0	0	0	0	0	0	0	0.000	67	6.0
28	* Zemgus Girgensons	LW	61	6	11	17	-7	28	1	2	1	0	0	2	0	0	0	0	0	0	0	0.000	91	6.6
11	Patrick Rissmiller (total)	LW	31	3	12	15	1	10	3	5	0	0	0	2	0	0	1	0	1	4	0	0.250	43	7.0
	WOR	LW	6	0	2	2	-2	2	0	0	0	0	0	0	0	0	0	0	0	1	0	0.000	7	0.0
	RCH	LW	25	3	10	13	3	8	3	5	0	0	0	2	0	0	1	0	1	3	0	0.333	36	8.3
92	* Kevin Sundher	C	38	4	9	13	-4	26	0	0	0	0	1	1	1	0	0	0	0	0	0	0.000	26	15.4
37	Matt Ellis	LW	32	7	5	12	6	6	2	1	1	0	1	2	2	0	0	1	0	0	0	0.000	75	9.3
8	Cody McCormick	C	25	6	5	11	-8	42	2	3	1	0	1	2	1	0	0	0	0	1	0	0.000	46	13.0
91	* Frederick Roy	LW	64	8	2	10	-3	62	0	0	0	0	0	3	0	0	0	1	0	0	0	0.000	56	14.3
55	x Adam Pardy	D	21	2	7	9	1	22	0	1	0	1	1	0	0	0	0	0	0	0	0	0.000	20	10.0
34	* Jerome Gauthier-Leduc	D	48	3	4	7	-9	8	0	1	0	0	0	1	0	1	0	0	0	0	0	0.000	50	6.0
24	Jonathan Parker	RW	28	3	2	5	1	11	0	0	0	0	0	0	0	0	0	0	0	3	0	0.000	21	14.3
2	x Joe Finley	D	36	1	4	5	3	81	0	0	0	0	0	1	0	0	0	0	0	0	0	0.000	24	4.2
14	Corey Tropp	RW	6	2	2	4	-1	7	0	0	0	0	0	1	0	0	0	0	1	1	0	1.000	10	20.0
47	Matt MacKenzie	D	30	0	4	4	-1	66	0	0	0	2	0	0	0	0	0	0	0	0	0	0.000	29	0.0
43	* Dan Catenacci	LW	2	1	2	3	3	0	0	0	0	0	1	0	0	0	0	0	0	0	0	0.000	6	16.7
17	* Colin Jacobs	C	11	1	2	3	0	0	0	0	0	0	0	0	0	0	0	0	3	4	1	0.750	9	11.1
44	Drew Schiestel	D	35	1	2	3	2	16	0	0	0	0	0	0	0	0	0	0	0	0	0	0.000	26	3.8
16	* Nick Bailen	D	9	0	3	3	-5	0	0	2	0	0	0	0	0	0	0	0	0	0	0	0.000	18	0.0
18	* Jason Beattie	D	1	0	1	1	2	5	0	0	0	0	0	0	0	0	0	0	0	0	0	0.000	2	0.0
49	* Connor Knapp	G	7	0	1	1	0	0	0	1	0	0	0	0	0	0	0	0	0	0	0	0.000	0	0.0
38	Michael Wilson (total)	D	10	0	1	1	1	10	0	0	0	0	0	0	0	0	0	0	0	0	0	0.000	10	0.0
	WOR	D	10	0	1	1	1	10	0	0	0	0	0	0	0	0	0	0	0	0	0	0.000	10	0.0
39	Matt Hackett (total)	G	46	0	1	1	0	10	0	0	0	1	0	0	0	0	0	0	0	0	0	0.000	0	0.0
	HOU	G	43	0	0	0	0	10	0	0	0	0	0	0	0	0	0	0	0	0	0	0.000	0	0.0
	RCH	G	3	0	1	1	0	0	0	0	0	1	0	0	0	0	0	0	0	0	0	0.000	0	0.0
16	x Hunter Bishop	LW	1	0	0	0	0	0	0	0	0	0	0	0	0	0	0	0	0	0	0	0.000	0	0.0
5	*x Corey Fienhage	D	3	0	0	0	0	0	0	0	0	0	0	0	0	0	0	0	0	0	0	0.000	1	0.0
83	Jacob Lagace	LW	4	0	0	0	-1	2	0	0	0	0	0	0	0	0	0	0	0	0	0	0.000	3	0.0
31	* Nathan Liewuen	G	4	0	0	0	0	2	0	0	0	0	0	0	0	0	0	0	0	0	0	0.000	0	0.0
23	x Shawn Szydlowski	RW	7	0	0	0	-3	4	0	0	0	0	0	0	0	0	0	0	0	1	0	0.000	5	0.0
33	David Leggio	G	64	0	0	0	0	8	0	0	0	0	0	0	0	0	0	0	0	0	0	0.000	0	0.0
	BENCH		76	10				16															10	
	TOTALS		76	234	391	615	-66	1093	65	124	13	20	33	44	26	2	8	6	23	56	10	0.411	2256	0.100

NO	GOALTENDER	GP	MINS	W	L	SOL	SO	EN	GA	GAA	SOGP	SOW	SOL	SOGA	SOA	SO%	SA	SVS	SV%
33	David Leggio	64	3799:30	38	24	1	4	8	162	2.56	10	9	1	11	54	0.796	2119	1957	0.924
39	Matt Hackett (total)	46	2758:54	22	20	3	0	9	119	2.59	9	6	3	12	41	0.707	1332	1213	0.911
	HOU	43	2574:02	19	20	3	0	9	114	2.66	8	5	3	12	38	0.684	1222	1108	0.907
	RCH	3	184:52	3	0	0	0	0	5	1.62	1	1	0	0	3	1.000	110	105	0.955
31	* Nathan Liewuen	4	204:02	1	2	0	1	0	9	2.65	0	0	0	0	0	0.000	111	102	0.919
49	* Connor Knapp	7	413:25	1	6	0	0	1	23	3.34	0	0	0	0	0	0.000	214	191	0.893
	<b>Empty Net</b>		<b>30:35</b>						<b>9</b>								<b>9</b>		
	<b>TOTALS</b>	<b>76</b>	<b>4632:24</b>	<b>43</b>	<b>32</b>	<b>1</b>	<b>5</b>	<b>9</b>	<b>208</b>	<b>2.69</b>	<b>11</b>	<b>10</b>	<b>1</b>	<b>11</b>	<b>57</b>	<b>0.807</b>	<b>2563</b>	<b>2355</b>	<b>0.919</b>

x - inactive, \* - rookie



# AMERKS ALL-TIME YEAR-BY-YEAR STATISTICS Record Book

## 2013-14 REGULAR SEASON PLAYER STATS

NO	NAME	POS	GP	G	A	PTS	+/-	PIM	PP	PPA	SHG	SHA	GW	FG	IG	OT	UA	EN	SOG	SOA	SGW	SO%	SH	SH%
22	Phil Varone	C	69	18	43	61	-1	58	1	23	0	1	5	4	0	2	3	2	2	8	1	0.250	186	9.7
19	Luke Adam	LW	59	29	20	49	-1	48	16	8	0	0	7	7	3	0	2	3	0	3	0	0.000	153	19.0
8	Nick Deslauriers (total)	LW	65	19	23	42	3	85	2	10	0	0	3	0	1	1	1	1	0	1	0	0.000	230	8.3
	MCH	LW	60	18	21	39	3	76	2	8	0	0	3	0	1	1	1	1	0	1	0	0.000	217	8.3
	RCH	LW	5	1	2	3	0	9	0	2	0	0	0	0	0	0	0	0	0	0	0	0.000	13	7.7
26	Johan Larsson	C	51	15	26	41	7	75	5	10	0	0	2	4	2	0	0	0	2	5	0	0.400	117	12.8
49	Jamie Tardif	RW	51	18	19	37	-6	28	9	9	1	0	4	4	3	0	1	1	0	4	0	0.000	154	11.7
21	Kevin Porter	C	50	19	17	36	-8	24	7	8	0	0	4	4	1	0	2	0	2	2	0	1.000	91	20.9
48	x Linus Omark (total)	LW	29	14	15	29	-7	18	5	6	0	0	3	2	2	1	3	0	0	4	0	0.000	59	23.7
	OKC	LW	29	14	15	29	-7	18	5	6	0	0	3	2	2	1	3	0	0	4	0	0.000	59	23.7
12	Mike Zigomanis	C	50	12	17	29	0	32	2	5	1	0	3	3	2	0	2	1	1	4	0	0.250	115	10.4
7	x Brayden McNabb	D	38	7	22	29	9	45	4	15	0	0	1	1	2	0	0	0	0	1	0	0.000	84	8.3
5	* Chad Ruhwedel	D	47	4	24	28	-1	22	3	12	0	0	1	0	0	0	1	0	0	0	0	0.000	77	5.2
33	* Joel Armia	RW	54	7	20	27	-6	30	0	8	0	0	1	1	0	0	0	0	2	4	0	0.500	110	6.4
46	Brayden Irwin (total)	C	50	7	18	25	5	21	2	2	0	0	1	2	1	0	1	0	0	1	0	0.000	92	7.6
	UTI	C	5	0	0	0	-2	0	0	0	0	0	0	0	0	0	0	0	0	0	0	0.000	0	0.0
	RCH	C	45	7	18	25	7	21	2	2	0	0	1	2	1	0	1	0	0	1	0	0.000	92	7.6
18	Colton Gillies	LW	65	9	14	23	5	49	3	1	0	0	2	1	0	0	1	1	0	0	0	0.000	84	10.7
43	* Dan Catenacci	LW	76	10	10	20	-6	32	1	0	0	0	0	3	2	0	0	0	1	4	1	0.250	86	11.6
55	* Rasmus Ristolainen	D	34	6	14	20	-2	22	4	6	1	0	0	0	0	0	1	1	0	0	0	0.000	66	9.1
92	Kevin Sundher	C	60	6	14	20	-1	25	0	3	0	0	0	0	1	0	0	0	0	0	0	0.000	56	10.7
11	* Tim Schaller	LW	72	11	7	18	-7	36	2	0	0	0	1	2	2	0	0	0	0	1	0	0.000	93	11.8
20	Nick Crawford	D	63	5	13	18	5	28	3	3	0	0	0	0	3	1	0	0	0	1	0	0.000	58	8.6
91	Frederick Roy	LW	53	8	4	12	5	124	0	0	0	0	0	1	2	0	1	1	0	1	0	0.000	51	15.7
3	Mark Pysyk	D	31	1	11	12	5	28	1	4	0	0	0	0	0	0	0	0	0	0	0	0.000	37	2.7
37	x Matt Ellis	LW	25	5	5	10	-7	10	3	0	0	0	0	2	1	0	0	0	1	1	1	1.000	48	10.4
34	Jerome Gauthier-Leduc	D	51	3	7	10	-15	22	1	2	0	0	1	0	1	0	0	0	0	0	0	0.000	62	4.8
47	Matt MacKenzie	D	64	2	8	10	11	84	0	0	0	0	0	0	0	0	0	0	0	0	0	0.000	54	3.7
16	x Rostislav Klesla (total)	D	21	3	6	9	8	16	0	1	0	0	1	1	0	0	0	0	0	0	0	0.000	23	13.0
	POR	D	21	3	6	9	8	16	0	1	0	0	1	1	0	0	0	0	0	0	0	0.000	23	13.0
29	Alex Hutchings	RW	51	5	3	8	-11	31	0	0	0	0	1	0	1	0	0	0	0	0	0	0.000	61	8.2
52	x Alexander Sulzer	D	10	2	5	7	-2	1	4	0	0	0	0	0	2	0	0	1	0	0	0	0.000	11	18.2
4	Drew Bagnall	D	51	0	6	6	-5	88	0	0	0	0	0	0	0	0	0	0	0	0	0	0.000	51	0.0
27	Patrick Kaleta	RW	7	1	3	4	0	2	0	0	1	0	0	1	0	0	1	0	0	0	0	0.000	9	11.1
2	Nick Petrecki (total)	D	49	1	3	4	-13	82	0	0	0	0	0	0	0	0	0	0	0	0	0	0.000	67	1.5
	WOR	D	35	1	2	3	-13	54	0	0	0	0	0	0	0	0	0	0	0	0	0	0.000	55	1.8
	RCH	D	14	0	1	1	0	28	0	0	0	0	0	0	0	0	0	0	0	0	0	0.000	12	0.0
25	* Mikhail Grigorenko	C	9	0	4	4	1	0	0	2	0	0	0	0	0	0	0	0	0	1	0	0.000	16	0.0
45	Nick Tuzzolino	D	36	1	2	3	-10	43	0	1	0	0	0	0	0	0	0	0	0	0	0	0.000	33	3.0
24	x Blake Kessel (total)	D	11	0	2	2	-7	4	0	1	0	0	0	0	0	0	0	0	0	0	0	0.000	8	0.0
	RFD	D	3	0	0	0	-2	0	0	0	0	0	0	0	0	0	0	0	0	0	0	0.000	1	0.0
	RCH	D	8	0	2	2	-5	4	0	1	0	0	0	0	0	0	0	0	0	0	0	0.000	7	0.0
17	* Colin Jacobs	C	24	0	2	2	-7	29	0	0	0	0	0	0	0	0	0	0	2	3	0	0.667	24	0.0
54	*x Brandon MacLean	C	7	1	0	1	0	4	0	0	0	0	0	0	0	0	0	0	0	0	0	0.000	6	16.7
1	* Andrey Makarov	G	10	0	1	1	0	2	0	0	0	0	0	0	0	0	0	0	0	0	0	0.000	0	0.0
24	x Jonathan Parker	RW	11	0	1	1	1	0	0	0	0	0	0	0	0	0	0	0	0	0	0	0.000	9	0.0
31	*x Nathan Lieuwen	G	32	0	1	1	0	0	0	0	0	0	0	0	0	0	0	0	0	0	0	0.000	0	0.0
35	*x Mark Guggenberger	G	1	0	0	0	0	0	0	0	0	0	0	0	0	0	0	0	0	0	0	0.000	0	0.0
14	* Justin Kea	C	1	0	0	0	0	0	0	0	0	0	0	0	0	0	0	0	0	0	0	0.000	0	0.0
42	*x Ryan Grimshaw	D	2	0	0	0	0	0	0	0	0	0	0	0	0	0	0	0	0	0	0	0.000	1	0.0
41	* Connor Knapp	G	3	0	0	0	0	0	0	0	0	0	0	0	0	0	0	0	0	0	0	0.000	0	0.0
16	*x Luka Vidmar	D	6	0	0	0	-5	6	0	0	0	0	0	0	0	0	0	0	0	0	0	0.000	3	0.0
15	* Johnny McGuire	RW	7	0	0	0	0	40	0	0	0	0	0	0	0	0	0	0	0	0	0	0.000	2	0.0
44	*x Alex Lepkowski	D	8	0	0	0	0	0	0	0	0	0	0	0	0	0	0	0	0	0	0	0.000	1	0.0
30	x Matt Hackett	G	33	0	0	0	0	20	0	0	0	0	0	0	0	0	0	0	0	0	0	0.000	0	0.0
	<b>BENCH</b>		<b>76</b>	<b>3</b>				<b>14</b>													<b>3</b>			
	<b>TOTALS</b>		<b>76</b>	<b>216</b>	<b>366</b>	<b>579</b>	<b>-50</b>	<b>1165</b>	<b>68</b>	<b>129</b>	<b>4</b>	<b>1</b>	<b>34</b>	<b>43</b>	<b>27</b>	<b>2</b>	<b>16</b>	<b>11</b>	<b>13</b>	<b>44</b>	<b>3</b>	<b>0.295</b>	<b>2136</b>	<b>0.100</b>

NO	GOALTENDER	GP	MINS	W	L	SOL	SO	EN	GA	GAA	SOGP	SOW	SOL	SOGA	SOA	SO%	SA	SVS	SV%
35	*x Mark Guggenberger	1	65:00	0	0	1	0	0	1	0.92	1	0	1	3	10	0.700	42	41	0.976
1	* Andrey Makarov	10	601:06	7	3	0	0	2	22	2.20	1	1	0	0	3	1.000	302	280	0.927
31	*x Nathan Lieuwen	32	1795:48	17	11	2	2	2	70	2.34	2	0	2	4	10	0.600	900	830	0.922
30	x Matt Hackett	33	1952:11	13	17	2	0	3	100	3.07	4	2	2	8	22	0.636	980	880	0.898
41	* Connor Knapp	3	178:20	0	3	0	0	0	12	4.04	0	0	0	0	0	0.000	97	85	0.876
	<b>Empty Net</b>		<b>25:05</b>						<b>7</b>								<b>7</b>		
	<b>TOTALS</b>	<b>76</b>	<b>4617:30</b>	<b>37</b>	<b>34</b>	<b>5</b>	<b>2</b>	<b>7</b>	<b>212</b>	<b>2.75</b>	<b>8</b>	<b>3</b>	<b>5</b>	<b>15</b>	<b>45</b>	<b>0.667</b>	<b>2328</b>	<b>2116</b>	<b>0.909</b>

x - inactive, \* - rookie



# AMERKS ALL-TIME YEAR-BY-YEAR STATISTICS Record Book

## 2014-15 REGULAR SEASON PLAYER STATS

NO	NAME	POS	GP	G	A	PTS	+/-	PIM	PP	PPA	SHG	SHA	GW	FG	IG	OT	UA	EN	SOG	SOA	SGW	SO%	SH	SH%
22	Phil Varone	C	55	15	29	44	-7	22	5	10	0	1	2	2	2	1	0	0	0	1	0	0.0	120	12.5
11	Tim Schaller	C	65	15	28	43	3	116	4	4	1	2	1	1	0	0	1	1	0	1	0	0.0	169	8.9
26	Johan Larsson	LW	44	15	25	40	12	38	3	11	0	0	1	0	0	0	0	1	0	2	0	0.0	116	12.9
25	Mikhail Grigorenko	C	43	14	22	36	-5	27	1	9	0	0	2	1	1	0	1	1	0	3	0	0.0	101	13.9
5	Chad Ruhwedel	D	72	10	26	36	-6	22	8	10	0	0	3	0	1	1	0	0	0	1	0	0.0	167	6.0
43	Dan Catenacci	RW	68	15	14	29	-7	60	2	1	0	0	3	2	1	0	2	1	0	1	0	0.0	99	15.2
29	* Jake McCabe	D	57	5	24	29	-3	50	3	4	0	0	0	1	0	0	0	0	0	0	0	0.0	83	6.0
21	Zac Dalpe	RW	44	16	12	28	-7	0	3	2	1	1	1	2	3	0	1	0	2	2	2	100.0	135	11.9
46	Brayden Irwin	RW	50	14	12	26	-2	22	4	4	0	0	1	0	1	0	1	1	0	0	0	0.0	118	11.9
19	Jerry D'Amigo (total)	LW	59	9	17	26	-4	47	1	2	0	1	1	1	0	1	0	1	0	0	0	0.0	93	9.7
	SPR	LW	28	3	4	7	-4	26	1	1	0	0	1	0	0	0	0	0	0	0	0	0.000	36	8.3
	RCH	LW	31	6	13	19	0	21	0	1	0	1	0	0	1	0	0	1	0	0	0	0.000	57	10.5
33	x Joel Armia	RW	33	10	15	25	3	39	2	4	2	0	1	3	1	0	2	1	0	2	0	0.0	78	12.8
34	Jerome Leduc	D	76	6	19	25	-10	59	2	5	1	1	1	0	1	0	0	0	1	1	0	100.0	130	4.6
28	* William Carrier	LW	63	7	14	21	1	38	0	0	0	0	1	0	2	0	0	0	0	0	0	0.0	80	8.8
19	Luke Adam	C	27	8	12	20	-13	24	2	5	0	0	2	1	1	0	0	0	0	0	0	0.0	61	13.1
3	Mark Pysyk	D	54	3	14	17	-2	32	0	4	0	0	0	3	0	0	1	0	0	0	0	0.0	76	3.9
38	Brodie Reid (total)	RW	43	9	6	15	-10	8	2	1	0	0	3	1	1	0	1	1	0	1	0	0.0	71	12.7
	STJ	RW	1	0	0	0	-2	0	0	0	0	0	0	0	0	0	0	0	0	0	0	0.000	1	0.0
	ADK	RW	11	3	2	5	-2	2	2	1	0	0	1	0	1	0	0	1	0	0	0	0.000	24	12.5
	RCH	RW	31	6	4	10	-6	6	0	0	0	0	2	1	0	0	1	0	0	1	0	0.000	46	13.0
15	Evan Rankin	RW	32	8	7	15	4	8	1	2	0	0	2	3	0	1	1	0	0	1	0	0.0	42	19.0
37	Matt Ellis	LW	38	7	6	13	-6	2	3	0	0	0	0	0	0	0	0	0	0	0	0	0.0	65	10.8
4	Drew Bagnall	D	41	3	9	12	1	62	0	0	0	1	0	1	0	0	0	1	0	0	0	0.0	31	9.7
52	* Brady Austin	D	66	1	9	10	-16	31	0	1	1	0	1	0	0	0	0	0	0	0	0	0.0	88	1.1
24	* Allan McPherson	C	44	3	5	8	-13	4	1	0	0	0	1	1	0	0	0	0	0	0	0	0.0	50	6.0
18	* Jordan Samuels-Thomas	LW	63	3	5	8	-18	70	1	0	0	0	0	0	0	0	1	0	0	0	0	0.0	64	4.7
47	Matt MacKenzie	D	47	2	4	6	-1	77	0	0	0	0	1	0	0	1	0	0	0	0	0	0.0	39	5.1
92	Kevin Sundher	LW	31	1	4	5	-5	12	0	1	0	0	0	1	0	0	0	0	0	1	0	0.0	26	3.8
42	* Jayden Hart	RW	11	4	0	4	-3	7	0	0	0	0	0	1	0	0	1	0	0	0	0	0.0	21	19.0
16	Akim Aliu	RW	10	3	1	4	-2	51	0	0	0	0	1	0	0	0	0	0	0	0	0	0.0	13	23.1
10	Justin Mercier	LW	16	2	2	4	-5	8	0	1	0	0	0	0	2	0	0	1	0	0	0	0.0	34	5.9
55	Michael Pelech	C	10	1	3	4	4	21	0	0	0	0	0	0	0	0	0	0	0	0	0	0.0	5	20.0
32	* Sam Reinhart	C	3	0	3	3	0	0	0	2	0	0	0	0	0	0	0	0	0	0	0	0.0	5	0.0
14	* Justin Kea	C	26	2	0	2	-6	56	0	0	0	0	0	0	0	0	1	0	0	0	0	0.0	15	13.3
17	Colin Jacobs	C	9	1	1	2	-2	19	0	0	0	0	1	0	0	0	0	0	0	0	0	0.0	6	16.7
45	Nick Tuzzolino (total)	D	14	0	2	2	3	27	0	0	0	0	0	0	0	0	0	0	0	0	0	0.0	9	0.0
	UTI	D	1	0	0	0	0	0	0	0	0	0	0	0	0	0	0	0	0	0	0	0.000	0	0.0
	BNG	D	10	0	1	1	2	23	0	0	0	0	0	0	0	0	0	0	0	0	0	0.000	8	0.0
	RCH	D	3	0	1	1	1	4	0	0	0	0	0	0	0	0	0	0	0	0	0	0.000	1	0.0
2	Nick Petrecki	D	19	0	2	2	-1	56	0	0	0	1	0	0	0	0	0	0	0	0	0	0.0	14	0.0
16	Matt Pelech	D	39	0	2	2	-5	80	0	0	0	0	0	0	0	0	0	0	0	0	0	0.0	34	0.0
49	Matt Tassone	C	3	1	0	1	-1	7	0	0	0	0	0	1	0	0	0	0	0	0	0	0.0	3	33.3
27	*Curtis Leonard	D	1	0	1	1	0	0	0	0	0	0	0	0	0	0	0	0	0	0	0	0.0	1	0.0
48	Cameron Burt	D	3	0	1	1	-1	2	0	1	0	0	0	0	0	0	0	0	0	0	0	0.0	1	0.0
48	Eric Cornel	C	6	0	1	1	-2	0	0	1	0	0	0	0	0	0	0	0	0	0	0	0.0	13	0.0
8	* Matt Garbowsky	C	8	0	1	1	-3	0	0	0	0	0	0	0	0	0	0	0	0	0	0	0.0	10	0.0
49	* Matt Prapavessis	D	10	0	1	1	-3	2	0	1	0	0	0	0	0	0	0	0	0	0	0	0.0	8	0.0
1	* Andrey Makarov	G	39	0	1	1	0	2	0	0	0	1	0	0	0	0	0	0	0	0	0	0.0	0	0.0
40	*Travis Fullerton	G	1	0	0	0	0	0	0	0	0	0	0	0	0	0	0	0	0	0	0	0.0	0	0.0
35	*Sam Marotta	G	1	0	0	0	0	0	0	0	0	0	0	0	0	0	0	0	0	0	0	0.0	0	0.0
44	*Steven Shamanski	D	1	0	0	0	0	0	0	0	0	0	0	0	0	0	0	0	0	0	0	0.0	0	0.0
54	Brycen Martin	D	2	0	0	0	-2	0	0	0	0	0	0	0	0	0	0	0	0	0	0	0.0	0	0.0
40	*Pat Nagle (total)	G	5	0	0	0	0	0	0	0	0	0	0	0	0	0	0	0	0	0	0	0.0	0	0.0
	RCH	G	2	0	0	0	0	0	0	0	0	0	0	0	0	0	0	0	0	0	0	0.000	0	0.0
	GR	G	2	0	0	0	0	0	0	0	0	0	0	0	0	0	0	0	0	0	0	0.000	0	0.0
	UTI	G	1	0	0	0	0	0	0	0	0	0	0	0	0	0	0	0	0	0	0	0.000	0	0.0
35	Anthony Peters	G	7	0	0	0	0	0	0	0	0	0	0	0	0	0	0	0	0	0	0	0.0	0	0.0
30	Matt Hackett	G	16	0	0	0	0	2	0	0	0	0	0	0	0	0	0	0	0	0	0	0.0	0	0.0
31	Nathan Liewen	G	16	0	0	0	0	2	0	0	0	0	0	0	0	0	0	0	0	0	0	0.0	0	0.0
23	* Jack Nevins (total)	LW	45	0	0	0	-13	98	0	0	0	0	0	0	0	0	0	0	0	0	0	0.0	24	0.0
	HAM	LW	32	0	0	0	-8	88	0	0	0	0	0	0	0	0	0	0	0	0	0	0.000	13	0.0
	RCH	LW	13	0	0	0	-5	10	0	0	0	0	0	0	0	0	0	0	0	0	0	0.000	11	0.0
	<b>BENCH</b>		<b>76</b>	<b>2</b>				<b>18</b>															<b>2</b>	
	<b>TOTALS</b>		<b>76</b>	<b>209</b>	<b>353</b>	<b>560</b>	<b>-139</b>	<b>1189</b>	<b>45</b>	<b>84</b>	<b>6</b>	<b>10</b>	<b>27</b>	<b>27</b>	<b>16</b>	<b>4</b>	<b>13</b>	<b>10</b>	<b>3</b>	<b>17</b>	<b>2</b>	<b>0.176</b>	<b>2238</b>	<b>0.093</b>

NO	GOALTENDER	GP	MINS	W	L	OT	SO	EN	GA	GAA	SOGP	SOW	SOL	SOGA	SOA	SO%	SA	SVS	SV%
30	Matt Hackett	16	934:06	8	5	3	0	2	43	2.76	1	0	1	2	6	0.667	446	403	0.904
1	* Andrey Makarov	39	2209:21	16	18	3	3	6	107	2.91	1	1	0	0	4	1.000	1121	1014	0.905
40	Pat Nagle (total)	5	255:04	1	3	0	0	2	13	3.06	0	0	0	0	0	0.000	142	129	0.908
	GR	2	77:13	1	0	0	0	0	1	0.78	0	0	0	0	0	0.000	35	34	0.971
	UTI	1	58:42	0	1	0	0	1	3	3.07	0	0	0	0	0	0.000	28	25	0.893
	RCH	2	119:09	0	2	0	0	1	9	4.53	0	0	0	0	0	0.000	79	70	0.886
40	*Travis Fullerton	1	57:16	0	1	0	0	0	3	3.14	0	0	0	0	0	0.000	34	31	0.912
31	Nathan Liewen	16	820:30	4	9	0	0	2	45	3.29	1	1	0	0	7	1.000	385	340	0.883
35	Anthony Peters	7	397:56	1	6	0	0	3	27	4.07	0	0	0	0	0	0.000	237	210	0.886
35	*Sam Marotta	1	20:00	0	0	0	0	0	2	6.00	0	0	0	0	0	0.000	11	9	0.818
	Emvty Net		55:34						14								14		



# AMERKS ALL-TIME YEAR-BY-YEAR STATISTICS Record Book

## 2015-16 REGULAR SEASON PLAYER STATS

NO	NAME	POS	GP	G	A	PTS	+/-	PIM	PP	PPA	SHG	SHA	GW	FG	IG	OT	UA	EN	SOG	SOA	SGW	SO%	SH	SH%
10	Cole Schneider (total)	RW	73	21	35	56	-20	53	7	18	3	1	3	6	0	0	3	0	1	0	0	0.0	217	9.7
	BNG	RW	54	17	25	42	-8	32	5	13	3	1	3	3	0	0	3	0	1	0	0	0.0	153	11.1
	RCH	RW	19	4	10	14	-12	21	2	5	0	0	0	3	0	0	0	0	0	0	0	0.0	64	6.3
12	Eric O'Dell (total)	C	67	25	23	48	-16	49	10	7	0	0	2	5	2	0	0	0	0	0	0	0.0	137	18.2
	BNG	C	50	18	19	37	-13	41	10	5	0	0	2	2	0	0	0	0	0	0	0	0.0	100	18.0
	RCH	C	17	7	4	11	-3	8	0	2	0	0	0	3	0	0	0	0	0	0	0	0.0	37	18.9
95	* Justin Bailey	RW	70	20	25	45	-7	16	4	6	0	0	3	2	1	0	5	0	1	1	1	100.0	186	10.8
22	Phil Varone	C	44	13	19	32	-23	20	4	12	1	0	2	1	0	1	0	0	1	3	1	33.3	89	14.6
65	Matt Donovan	D	73	8	23	31	-23	61	5	12	0	0	0	2	0	0	0	0	0	0	0	0.0	119	6.7
28	William Carrier	LW	56	13	17	30	14	48	0	2	0	0	2	1	0	0	1	0	0	0	0	0.0	123	10.6
15	* Evan Rodrigues	C	72	9	21	30	-15	39	2	6	0	0	1	1	0	0	2	0	0	0	0	0.0	160	5.6
20	Jason Akeson	RW	52	8	22	30	-17	18	3	5	0	0	2	0	0	2	1	0	3	4	1	75.0	136	5.9
16	Cal O'Reilly	C	47	6	23	29	-20	6	3	9	0	1	1	3	0	1	0	0	1	2	0	50.0	81	7.4
13	* Nick Baptiste	RW	62	13	15	28	-3	30	1	4	0	0	1	2	1	0	1	2	0	0	0	0.0	92	14.1
11	Tim Schaller	C	37	12	14	26	-8	48	3	2	0	0	1	3	1	0	0	0	0	0	0	0.0	81	14.8
5	Chad Ruhwedel	D	59	10	16	26	-19	26	5	7	0	0	2	1	4	0	1	1	0	0	0	0.0	144	6.9
43	Dan Catenacci	C	50	12	12	24	-20	39	4	1	0	0	4	2	0	0	0	1	0	0	0	0.0	92	13.0
19	Jerry D'Amigo	LW	59	12	12	24	-8	42	1	0	0	0	2	2	0	0	2	0	0	0	0	0.0	93	12.9
39	* Jean Dupuy	LW	74	8	13	21	8	63	0	0	0	0	3	0	0	1	4	0	0	0	0	0.0	80	10.0
47	Colby Robak	D	73	5	15	20	-17	50	2	7	0	0	0	1	1	0	0	1	0	0	0	0.0	95	5.3
34	Jerome Leduc	D	54	7	9	16	-20	28	5	2	0	0	1	2	0	0	0	0	0	0	0	0.0	91	7.7
25	Bobby Sanguinetti	D	40	7	8	15	-5	22	2	4	0	0	3	1	0	1	0	0	0	0	0	0.0	73	9.6
37	Matt Ellis	LW	58	6	6	12	-12	6	1	1	0	0	0	1	1	0	1	1	0	0	0	0.0	95	6.3
57	Brady Austin	D	72	2	9	11	-2	37	0	0	0	0	0	0	0	0	0	0	0	0	0	0.0	106	1.9
26	Alex Guptill (total)	LW	23	3	6	9	1	32	0	1	0	0	0	0	1	0	0	1	0	0	0	0.0	46	6.5
	BNG	LW	3	0	1	1	-2	4	0	0	0	0	0	0	0	0	0	0	0	0	0	0.0	6	0.0
	RCH	LW	20	3	5	8	3	28	0	1	0	0	0	0	1	0	0	1	0	0	0	0.0	40	7.5
4	Michael Sdao (total)	D	29	0	6	6	-4	53	0	0	0	0	0	0	0	0	0	0	0	0	0	0.0	30	0.0
	BNG	D	17	0	2	2	4	23	0	0	0	0	0	0	0	0	0	0	0	0	0	0.0	14	0.0
	RCH	D	12	0	4	4	-8	30	0	0	0	0	0	0	0	0	0	0	0	0	0	0.0	16	0.0
3	Joey Mormina (total)	D	50	0	6	6	-2	60	0	0	0	0	0	0	0	0	0	0	0	0	0	0.0	48	0.0
	SYR	D	30	0	3	3	-1	24	0	0	0	0	0	0	0	0	0	0	0	0	0	0.0	23	0.0
	RCH	D	20	0	3	3	-1	36	0	0	0	0	0	0	0	0	0	0	0	0	0	0.0	25	0.0
18	Jack Nevins	LW	59	4	0	4	-16	101	0	0	0	0	1	1	1	0	0	0	0	0	0	0.0	40	10.0
45	* Brendan Guhle	D	6	1	3	4	0	0	0	1	0	0	0	0	0	0	0	0	0	0	0	0.0	11	9.1
36	Patrick Kaleta	RW	26	1	2	3	-3	33	0	0	0	0	1	0	0	0	0	0	0	0	0	0.0	16	6.3
27	Spiro Goulakos	D	10	1	1	2	2	4	0	0	0	0	0	0	1	0	1	0	0	0	0	0.0	5	20.0
49	* Matt Prapavessis	D	25	1	1	2	-1	12	0	0	0	0	0	1	0	0	0	0	0	0	0	0.0	16	6.3
52	Collin Bowman	D	12	0	2	2	0	8	0	0	0	0	0	0	0	0	0	0	0	0	0	0.0	19	0.0
23	* Stu Wilson	C	3	1	0	1	-1	0	0	0	0	0	1	1	0	0	0	0	0	0	0	0.0	3	33.3
29	* Giorgio Estephan	C	6	1	0	1	-1	0	1	0	0	0	0	0	1	0	0	0	0	0	0	0.0	17	5.9
24	Allan McPherson	C	16	1	0	1	-6	10	0	0	0	0	0	0	1	0	0	0	0	0	0	0.0	15	6.7
3	Mark Pysyk	D	3	0	1	1	0	2	0	1	0	0	0	0	0	0	0	0	0	0	0	0.0	1	0.0
20	* Eric Cornel	RW	6	0	1	1	-2	2	0	0	0	0	0	0	0	0	0	0	0	0	0	0.0	7	0.0
8	* Matt Garbowsky	C	16	0	1	1	-2	0	0	0	0	0	0	0	0	0	0	0	0	0	0	0.0	10	0.0
31	Nathan Lieuwen	G	28	0	1	1	0	2	0	0	0	0	0	0	0	0	0	0	0	0	0	0.0	0	0.0
14	Justin Kea	C	32	0	1	1	-5	53	0	0	0	0	0	0	0	0	0	0	0	0	0	0.0	13	0.0
2	*Josh Chapman	D	1	0	0	0	1	4	0	0	0	0	0	0	0	0	0	0	0	0	0	0.0	0	0.0
29	Jake McCabe	D	1	0	0	0	0	0	0	0	0	0	0	0	0	0	0	0	0	0	0	0.0	0	0.0
17	Colin Jacobs	C	2	0	0	0	-1	0	0	0	0	0	0	0	0	0	0	0	0	0	0	0.0	1	0.0
7	Cason Hohmann	RW	3	0	0	0	-2	0	0	0	0	0	0	0	0	0	0	0	0	0	0	0.0	3	0.0
40	Robin Lehner	G	3	0	0	0	0	0	0	0	0	0	0	0	0	0	0	0	0	0	0	0.0	0	0.0
1	Andrey Makarov	G	22	0	0	0	0	2	0	0	0	0	0	0	0	0	0	0	0	0	0	0.0	0	0.0
30	* Linus Ullmark	G	28	0	0	0	0	0	0	0	0	0	0	0	0	0	0	0	0	0	0	0.0	0	0.0
	<b>BENCH</b>		<b>76</b>	<b>3</b>				<b>16</b>														<b>0.0</b>	<b>3</b>	
	<b>TOTALS</b>		<b>76</b>	<b>199</b>	<b>319</b>	<b>515</b>	<b>-255</b>	<b>971</b>	<b>48</b>	<b>90</b>	<b>1</b>	<b>1</b>	<b>31</b>	<b>33</b>	<b>16</b>	<b>6</b>	<b>17</b>	<b>9</b>	<b>6</b>	<b>10</b>	<b>3</b>	<b>60.0</b>	<b>2298</b>	<b>0.085</b>

NO	GOALTENDER	GP	MINS	W	L	OT	SO	EN	GA	GAA	SOGP	SOW	SOL	SOGA	SOA	SO%	SA	SVS	SV%
1	Andrey Makarov	22	1210:38	9	9	2	1	3	57	2.82	3	2	1	2	7	0.714	676	619	0.916
31	Nathan Lieuwen	28	1589:40	14	11	2	2	3	77	2.91	1	1	0	1	2	0.500	842	765	0.909
40	Robin Lehner	3	178:33	1	2	0	0	0	10	3.36	0	0	0	0	0	0.000	89	79	0.888
30	* Linus Ullmark	28	1581:41	10	16	0	0	8	90	3.41	0	0	0	0	0	0.000	921	831	0.902
	<b>EMPTY NET</b>		<b>35:21</b>						<b>14</b>								<b>14</b>		
	<b>TOTALS</b>	<b>76</b>	<b>4595:53</b>	<b>34</b>	<b>38</b>	<b>4</b>	<b>3</b>	<b>14</b>	<b>248</b>	<b>3.24</b>	<b>4</b>	<b>3</b>	<b>1</b>	<b>3</b>	<b>9</b>	<b>0.667</b>	<b>2542</b>	<b>2294</b>	<b>0.902</b>

x - inactive, \* - rookie



# AMERKS ALL-TIME YEAR-BY-YEAR STATISTICS Record Book

## 2016-17 REGULAR SEASON PLAYER STATS

NO	NAME	POS	GP	G	A	PTS	+/-	PIM	PP	PPA	SHG	SHA	GW	FG	IG	OT	UA	EN	SOG	SOA	SGW	SO%	SH	SH%
10	Cole Schneider	LW	71	24	39	63	9	45	9	11	1	1	4	7	3	1	2	1	0	3	0	0.0	176	13.6
16	Cal O'Reilly	C	47	9	33	42	1	6	2	12	1	0	3	2	0	1	1	1	1	1	1	100.0	75	12.0
13	Nick Baptiste	RW	59	25	16	41	3	34	11	3	0	0	4	2	4	0	1	3	1	4	0	25.0	174	14.4
29	Mat Bodie (total)	D	62	10	29	39	-14	55	6	14	0	1	0	0	0	0	0	1	0	0	0	0.0	105	9.5
	HFD	D	45	8	22	30	-14	47	5	12	0	1	0	0	0	0	0	1	0	0	0	0.0	81	9.9
	RCH	D	17	2	7	9	0	8	1	2	0	0	0	0	0	0	0	0	0	0	0	0.0	24	8.3
95	Justin Bailey	RW	52	23	13	36	4	35	5	5	0	0	3	3	3	1	2	0	0	2	0	0.0	126	18.3
15	Evan Rodrigues	LW	48	9	21	30	-2	27	1	7	0	1	1	3	0	0	3	0	0	1	0	0.0	121	7.4
11	Tim Kennedy (total)	C	47	4	25	29	0	28	0	5	0	1	1	0	1	0	2	1	0	0	0	0.0	55	7.3
19	* Alexander Nylander	RW	65	10	18	28	-24	6	3	10	0	0	1	2	1	0	0	0	0	3	0	0.0	106	9.4
4	Taylor Fedun	D	29	5	18	23	1	29	2	9	0	0	2	0	0	2	0	0	0	0	0	0.0	59	8.5
34	* Casey Nelson	D	58	7	14	21	-10	24	2	3	0	0	0	2	1	0	0	0	0	0	0	0.0	111	6.3
27	Derek Grant	C	23	11	8	19	-2	22	5	4	1	0	2	1	0	0	0	0	0	0	0	0.0	61	18.0
2	Erik Burgdoerfer	D	52	1	16	17	0	44	0	3	0	2	0	0	0	0	0	0	0	0	0	0.0	64	1.6
8	* Daniel Muzito-Bagenda	LW	61	9	6	15	-6	45	0	1	1	0	1	1	0	0	0	0	1	1	0	100.0	64	14.1
20	* Eric Cornel	RW	67	5	9	14	-9	29	1	1	0	0	1	1	0	0	0	0	1	0	0	0.0	49	10.2
7	Patrick Mullen	D	27	4	10	14	-1	22	0	6	0	0	0	1	0	0	0	0	0	0	0	0.0	40	10.0
43	Dan Catenacci	C	50	5	8	13	-20	44	0	1	0	0	0	0	2	0	1	2	0	0	0	0.0	67	7.5
22	Kyle Bonis	LW	52	10	2	12	2	10	0	0	1	0	1	3	0	0	1	0	0	0	0	0.0	63	15.9
24	* Hudson Fasching	RW	37	8	4	12	-12	8	0	0	0	1	1	1	0	0	2	0	0	0	0	0.0	64	12.5
57	Brady Austin	D	72	4	8	12	-10	59	0	0	1	0	0	1	0	0	1	1	0	0	0	0.0	81	4.9
39	Jean Dupuy	C	46	3	9	12	-5	46	0	1	0	0	1	0	0	0	1	0	0	0	0	0.0	64	4.7
23	Tyson Strachan	D	61	1	11	12	-8	36	1	0	0	0	0	0	0	0	0	0	0	0	0	0.0	62	1.6
37	Mac Bennett	D	46	3	6	9	-19	15	0	0	0	0	1	1	0	1	0	0	0	0	0	0.0	54	5.6
3	Paul Geiger	D	49	3	6	9	-7	35	0	0	0	0	0	0	0	0	0	0	0	0	0	0.0	51	5.9
46	Justin Vaive	LW	66	3	6	9	-6	90	0	1	0	0	0	0	0	0	0	0	0	0	0	0.0	65	4.6
18	* Vaclav Karabacek	RW	23	3	5	8	-1	4	0	0	0	0	1	0	0	0	1	0	0	1	0	0.0	25	12.0
28	William Carrier	LW	8	3	2	5	-1	6	1	1	1	0	1	1	0	0	1	0	0	0	0	0.0	13	23.1
12	Mike Aviani	C	13	2	3	5	-5	9	0	2	0	0	0	0	0	0	0	0	0	0	0	0.0	11	18.2
14	Justin Kea	C	12	2	2	4	0	18	1	0	0	0	1	1	0	0	0	0	0	0	0	0.0	9	22.2
12	* Alex Kile	LW	11	2	1	3	0	0	0	0	0	0	0	0	0	0	0	0	0	0	0	0.0	12	16.7
21	* Justin Danforth (total)	C	6	2	0	2	1	4	0	0	0	0	0	0	0	0	0	0	0	0	0	0.0	11	18.2
	BRI	C	1	0	0	0	0	0	0	0	0	0	0	0	0	0	0	0	0	0	0	0.0	0	0.0
	RCH	C	5	2	0	2	1	4	0	0	0	0	0	0	0	0	0	0	0	0	0	0.0	11	18.2
45	Brendan Guhle	D	6	1	1	2	-3	2	0	0	0	0	0	0	0	0	0	0	0	0	0	0.0	16	6.3
25	Brady Vail	C	18	1	1	2	-10	10	0	0	0	0	1	0	0	0	0	0	0	0	0	0.0	9	11.1
17	* Matthew Lane	C	15	0	2	2	-9	2	0	0	0	0	0	0	0	0	0	0	0	0	0	0.0	10	0.0
25	* Ian Brady	D	2	0	1	1	2	0	0	0	0	0	0	0	0	0	0	0	0	0	0	0.0	1	0.0
7	Jordan Henry	D	1	0	0	0	0	0	0	0	0	0	0	0	0	0	0	0	0	0	0	0.0	0	0.0
7	Eric Baier	D	2	0	0	0	1	2	0	0	0	0	0	0	0	0	0	0	0	0	0	0.0	0	0.0
25	Troy Crema	RW	2	0	0	0	0	2	0	0	0	0	0	0	0	0	0	0	0	0	0	0.0	0	0.0
21	* Tyson Fawcett	RW	2	0	0	0	-2	2	0	0	0	0	0	0	0	0	0	0	0	0	0	0.0	0	0.0
26	Alexandre Goulet	LW	3	0	0	0	0	0	0	0	0	0	0	0	0	0	0	0	0	0	0	0.0	4	0.0
33	* Jason Kasdorf	G	3	0	0	0	0	0	0	0	0	0	0	0	0	0	0	0	0	0	0	0.0	0	0.0
42	Anthony Florentino	D	5	0	0	0	0	0	0	0	0	0	0	0	0	0	0	0	0	0	0	0.0	4	0.0
31	* Jonas Johansson	G	7	0	0	0	0	0	0	0	0	0	0	0	0	0	0	0	0	0	0	0.0	0	0.0
44	Justin Falk	D	10	0	0	0	3	11	0	0	0	0	0	0	0	0	0	0	0	0	0	0.0	5	0.0
21	Bobby Shea	D	10	0	0	0	3	7	0	0	0	0	0	0	0	0	0	0	0	0	0	0.0	5	0.0
1	John Muse	G	14	0	0	0	0	2	0	0	0	0	0	0	0	0	0	0	0	0	0	0.0	0	0.0
5	* Brycen Martin	D	18	0	0	0	-2	12	0	0	0	0	0	0	0	0	0	0	0	0	0	0.0	10	0.0
30	Linus Ullmark	G	55	0	0	0	0	4	0	0	0	0	0	0	0	0	0	0	0	0	0	0.0	0	0.0
	<b>BENCH</b>		<b>76</b>	<b>1</b>				<b>14</b>														<b>0.0</b>	<b>1</b>	
	<b>TOTALS</b>		<b>76</b>	<b>205</b>	<b>331</b>	<b>535</b>	<b>-144</b>	<b>858</b>	<b>45</b>	<b>88</b>	<b>7</b>	<b>6</b>	<b>31</b>	<b>33</b>	<b>15</b>	<b>6</b>	<b>19</b>	<b>9</b>	<b>3</b>	<b>17</b>	<b>1</b>	<b>17.6</b>	<b>2022</b>	<b>10.1</b>

NO	GOALTENDER	GP	MINS	W	L	OT	SO	EN	GA	GAA	SOGP	SOW	SOL	SOGA	SOA	SO%	SA	SVS	SV%
31	* Jonas Johansson	7	420:46	3	3	1	0	1	20	2.85	1	0	1	1	2	0.500	186	166	0.892
30	Linus Ullmark	55	3201:55	26	27	2	1	7	153	2.87	3	1	2	4	14	0.714	1678	1525	0.909
1	John Muse	14	740:40	3	8	0	1	0	38	3.08	0	0	0	0	0	0.000	407	369	0.907
33	* Jason Kasdorf	3	177:19	0	3	0	0	1	17	5.75	0	0	0	0	0	0.000	99	82	0.828
	<b>EMPTY NET</b>		<b>49:37</b>						<b>9</b>								<b>9</b>		
	<b>TOTALS</b>	<b>79</b>	<b>4590:17</b>	<b>32</b>	<b>41</b>	<b>3</b>	<b>2</b>	<b>9</b>	<b>237</b>	<b>3.10</b>	<b>4</b>	<b>1</b>	<b>3</b>	<b>5</b>	<b>16</b>	<b>0.688</b>	<b>2379</b>	<b>2142</b>	<b>0.900</b>

x - inactive, \* - rookie



# AMERKS ALL-TIME YEAR-BY-YEAR STATISTICS Record Book

## 2017-18 REGULAR SEASON PLAYER STATS

NO	NAME	POS	GP	G	A	PTS	+/-	PIM	PP	PPA	SHG	SHA	GW	FG	IG	OT	UA	EN	SOG	SOA	SGW	SO%	SH	SH%			
22	Zach Redmond	D	66	15	32	47	7	38	8	10	0	0	1	2	1	0	1	0	0	1	0	0.0	180	8.3			
43	Colin Blackwell	C	61	17	28	45	15	23	2	1	3	0	4	1	3	1	2	1	0	3	0	0.0	86	19.8			
19	* C.J. Smith	LW	57	17	27	44	4	16	6	11	0	0	2	5	1	1	1	2	3	7	0	42.9	133	12.8			
11	Kevin Porter	C	66	17	25	42	-10	20	5	8	1	0	6	2	2	1	1	1	2	6	0	33.3	126	13.5			
39	Seth Griffith	RW	46	15	26	41	4	26	6	10	0	0	2	7	2	0	0	1	1	5	0	20.0	65	23.1			
65	Danny O'Regan (total)	C	49	13	27	40	-2	16	0	13	0	2	1	1	2	0	1	1	1	2	1	50.0	134	9.7			
	SJ	C	31	7	18	25	-1	12	0	9	0	2	1	1	0	0	0	0	0	1	0	0.0	89	7.9			
	RCH	C	18	6	9	15	-1	4	0	4	0	0	0	0	2	0	1	1	1	1	1	1.0	45	13.3			
29	Sahir Gill	C	74	18	21	39	-12	12	5	7	1	0	2	3	1	1	0	0	0	2	0	0.0	112	16.1			
51	Kyle Criscuolo	C	51	15	19	34	2	34	3	6	1	1	4	3	1	2	0	0	0	1	0	0.0	115	13.0			
10	Stuart Percy	D	67	7	27	34	7	34	4	14	0	0	2	2	0	0	1	1	0	0	0	0.0	104	6.7			
24	Hudson Fasching	RW	69	12	18	30	6	40	2	2	0	1	0	2	3	0	2	2	0	0	0	0.0	106	11.3			
92	Alexander Nylander	RW	51	8	19	27	3	10	1	9	0	0	0	1	1	0	1	0	0	2	0	0.0	83	9.6			
45	* Brendan Guhle	D	50	8	18	26	1	26	3	7	0	0	1	0	0	1	0	0	0	1	0	0.0	129	6.2			
14	* Sean Malone	C	73	12	10	22	-4	29	0	0	1	0	1	2	2	0	2	1	0	0	0	0.0	100	12.0			
20	Eric Cornel	RW	61	9	9	18	-4	25	1	1	0	1	0	1	1	0	1	0	2	5	2	40.0	86	10.5			
13	Nicholas Baptiste	RW	36	7	11	18	3	22	2	3	0	2	3	0	0	1	0	0	0	0	0	0.0	87	8.0			
12	Steve Moses	RW	29	7	9	16	-5	4	2	5	0	0	2	0	0	0	0	0	0	1	0	0.0	62	11.3			
27	Taylor Fedun	D	45	3	13	16	5	32	2	6	0	1	0	0	0	0	0	0	0	0	0	0.0	110	2.7			
95	Justin Bailey	RW	37	10	5	15	3	28	1	0	0	0	0	2	2	0	3	1	0	0	0	0.0	87	11.5			
28	Garret Ross	LW	51	7	6	13	9	66	0	0	0	0	2	2	0	0	0	0	0	0	0	0.0	57	12.3			
5	Matt Tennyson	D	50	3	8	11	-22	40	2	4	0	0	0	0	0	0	0	0	0	0	0	0.0	87	3.4			
34	Casey Nelson	D	40	2	9	11	14	16	0	1	0	0	1	0	0	1	0	0	0	0	0	0.0	75	2.7			
15	Evan Rodrigues	C	8	5	5	10	-1	2	3	1	0	0	0	0	1	0	0	0	0	1	0	0.0	21	23.8			
4	Nathan Paetsch	D	22	0	9	9	1	16	0	1	0	0	0	0	0	0	0	0	0	0	0	0.0	17	0.0			
26	Adam Krause	C	46	3	5	8	3	12	0	0	0	0	0	2	0	0	0	0	0	0	0	0.0	56	5.4			
2	Andrew MacWilliam	D	54	0	8	8	19	73	0	1	0	0	0	0	0	0	0	0	0	0	0	0.0	52	0.0			
17	* Justin Danforth	C	15	2	3	5	1	12	0	0	0	0	1	0	0	0	0	0	0	0	0	0.0	18	11.1			
41	Barry Goers	D	12	0	5	5	0	8	0	2	0	1	0	0	0	0	0	0	0	0	0	0.0	9	0.0			
38	Arvin Atwal	D	14	2	1	3	-4	23	0	0	0	0	0	0	0	0	0	0	0	0	0	0.0	13	15.4			
7	Conor Allen	D	17	1	2	3	-3	8	0	0	0	0	0	0	0	0	0	0	0	0	0	0.0	20	5.0			
85	Daniel Muzito-Bagenda	LW	6	1	1	2	0	0	0	0	0	0	0	0	0	0	0	0	0	0	0	0.0	5	20.0			
37	Dalton Smith	LW	45	1	1	2	-8	102	0	0	0	0	0	0	0	0	0	0	0	0	0	0.0	43	2.3			
21	Brian Gionta	RW	1	1	0	1	1	0	0	0	0	0	0	0	0	0	0	0	0	0	0	0.0	1	100.0			
32	Adam Wilcox	G	29	0	1	1	0	0	0	0	0	0	0	0	0	0	0	0	0	0	0	0.0	0	0.0			
30	Linus Ullmark	G	44	0	1	1	0	0	0	0	0	1	0	0	0	0	0	0	0	0	0	0.0	0	0.0			
15	*Vasily Glotov	C	1	0	0	0	0	0	0	0	0	0	0	0	0	0	0	0	0	0	0	0.0	1	0.0			
18	*Vaclav Karabacek	RW	1	0	0	0	0	0	0	0	0	0	0	0	0	0	0	0	0	0	0	0.0	3	0.0			
33	*Jason Kasdorf	G	1	0	0	0	0	0	0	0	0	0	0	0	0	0	0	0	0	0	0	0.0	0	0.0			
23	*Alex Kile	LW	1	0	0	0	0	0	0	0	0	0	0	0	0	0	0	0	0	0	0	0.0	1	0.0			
5	Brycen Martin	D	1	0	0	0	0	0	0	0	0	0	0	0	0	0	0	0	0	0	0	0.0	0	0.0			
25	*Judd Peterson	C	2	0	0	0	-1	0	0	0	0	0	0	0	0	0	0	0	0	0	0	0.0	5	0.0			
12	*Myles Powell	RW	4	0	0	0	-3	0	0	0	0	0	0	0	0	0	0	0	0	0	0	0.0	2	0.0			
46	Eric Knodel	D	6	0	0	0	-3	2	0	0	0	0	0	0	0	0	0	0	0	0	0	0.0	3	0.0			
8	*Devante Stephens	D	6	0	0	0	-4	7	0	0	0	0	0	0	0	0	0	0	0	0	0	0.0	5	0.0			
31	*Jonas Johansson	G	7	0	0	0	0	0	0	0	0	0	0	0	0	0	0	0	0	0	0	0.0	0	0.0			
3	* Will Borgen	D	8	0	0	0	0	0	0	0	0	0	0	0	0	0	0	0	0	0	0	0.0	8	0.0			
BENCH			76	3				18																0.0	3		
TOTALS			76	234	391	622	23	828	58	114	7	8	34	37	23	9	16	11	9	36	3	25.0	2321	10.0			

NO	GOALTENDER	GP	MINS	W	L	OT	SO	EN	GA	GAA	SOGP	SOW	SOL	SOGA	SOA	SO%	SA	SVS	SV%
30	Linus Ullmark	44	2578:47	21	12	10	2	3	105	2.44	7	3	4	9	27	0.667	1347	1242	0.922
32	Adam Wilcox	29	1655:19	12	7	7	0	4	77	2.79	2	0	2	3	7	0.571	796	719	0.903
33	*Jason Kasdorf	1	20:00	0	0	0	0	0	1	3.00	0	0	0	0	0	0.000	10	9	0.900
31	*Jonas Johansson	7	355:06	4	3	0	0	2	23	3.89	0	0	0	0	0	0.000	166	143	0.861
	<b>EMPTY NET</b>		<b>32:40</b>						<b>9</b>								<b>9</b>		
	<b>TOTALS</b>	<b>76</b>	<b>4641:52</b>	<b>37</b>	<b>22</b>	<b>17</b>	<b>2</b>	<b>9</b>	<b>215</b>	<b>2.78</b>	<b>9</b>	<b>3</b>	<b>6</b>	<b>12</b>	<b>34</b>	<b>0.647</b>	<b>2328</b>	<b>2113</b>	<b>0.908</b>

\* - rookie



# AMERKS ALL-TIME YEAR-BY-YEAR STATISTICS Record Book

## 2018-19 REGULAR SEASON PLAYER STATS

NO	NAME	POS	GP	G	A	PTS	+/-	PIM	PP	PPA	SHG	SHA	GW	FG	IG	OT	UA	EN	SOG	SOA	SGW	SO%	SH	SH%
12	Victor Olofsson	LW	66	30	33	63	12	12	9	15	1	0	9	4	3	1	0	0	3	7	1	42.9	193	15.5
19	C.J. Smith	LW	62	28	30	58	26	26	6	9	2	3	4	4	4	1	0	4	2	3	1	66.7	207	13.5
22	Zach Redmond	D	58	21	29	50	13	34	10	12	0	0	9	5	0	2	2	0	0	0	0	0.0	200	10.5
65	Danny O'Regan	C	70	20	28	48	4	42	8	8	0	1	3	2	1	1	0	1	0	3	0	0.0	117	17.1
10	Wayne Simpson	RW	72	21	24	45	1	16	2	14	2	1	1	6	3	0	1	3	2	6	0	33.3	161	13.0
16	Taylor Leier (total)	LW	69	22	20	42	6	46	3	4	1	1	1	6	3	0	2	2	4	6	2	66.7	160	13.8
	LV	LW	34	10	9	19	2	26	1	1	0	0	0	1	1	0	2	1	2	3	0	0.7	75	13.3
	ROC	LW	35	12	11	23	4	20	2	3	1	1	1	5	2	0	0	1	2	3	2	0.7	85	14.1
26	* Rasmus Asplund	C	75	10	31	41	7	26	2	12	1	1	0	1	0	0	0	0	0	2	0	0.0	117	8.5
11	Kevin Porter	C	58	10	29	39	21	37	3	5	1	1	1	2	3	0	0	0	0	2	0	0.0	92	10.9
92	Alexander Nylander	RW	49	12	19	31	11	12	5	2	0	0	1	1	1	0	2	1	1	2	1	50.0	89	13.5
45	Brendan Guhle	D	50	5	22	27	-11	34	1	10	0	0	0	1	1	0	0	0	0	0	0	0.0	137	3.7
28	Lawrence Pilut	D	30	4	22	26	22	14	3	9	0	0	0	0	1	0	0	0	0	0	0	0.0	70	5.7
20	Eric Cornel	RW	76	9	13	22	-2	34	2	0	0	1	2	1	1	0	0	0	0	0	0	0.0	84	10.7
5	Matt Tennyson	D	47	4	17	21	-8	42	0	7	0	1	0	0	1	0	1	0	0	0	0	0.0	90	4.4
95	Justin Bailey	RW	37	9	11	20	0	18	1	2	0	0	2	4	0	0	1	0	0	0	0	0.0	104	8.7
51	Kyle Criscuolo	C	43	6	14	20	0	14	1	3	0	1	0	1	0	0	1	0	0	0	0	0.0	79	7.6
40	Remi Elie	LW	25	8	6	14	2	14	2	1	1	0	1	1	1	0	0	0	0	1	0	0.0	53	15.1
3	* William Borgen	D	71	3	11	14	8	56	0	0	0	1	0	1	0	0	0	0	0	0	0	0.0	66	4.5
14	Sean Malone	C	38	4	9	13	-6	4	0	1	1	0	0	2	0	0	0	0	0	0	0	0.0	40	10.0
23	Jack Dougherty	D	56	2	10	12	15	32	0	0	0	0	0	0	0	0	0	0	0	0	0	0.0	61	3.3
15	* Andrew Oglevie	C	28	5	5	10	4	2	0	0	0	0	1	0	1	0	0	0	0	0	0	0.0	44	11.4
2	Andrew MacWilliam	D	66	3	7	10	-1	90	0	0	0	0	0	0	0	0	0	0	0	0	0	0.0	84	3.6
72	Tage Thompson	RW	8	6	3	9	6	4	2	2	0	0	3	1	1	0	1	1	0	0	0	0.0	26	23.1
44	* Brandon Hickey	D	38	1	8	9	12	18	0	0	0	0	0	0	0	0	0	0	0	0	0	0.0	51	2.0
67	Yannick Veilleux	LW	50	5	3	8	-1	64	1	0	1	0	3	0	0	0	1	0	0	0	0	0.0	59	8.5
37	Dalton Smith	LW	48	2	6	8	-4	111	0	0	0	0	0	0	0	0	0	0	0	0	0	0.0	44	4.5
24	Scott Wilson	LW	17	3	4	7	-6	4	1	1	0	0	0	3	0	0	0	0	0	0	0	0.0	47	6.4
64	Tyler Randell	RW	36	3	4	7	-2	45	0	0	0	0	0	0	0	0	0	0	0	0	0	0.0	24	12.5
27	Taylor Fedun	D	9	0	5	3	1	2	0	0	0	0	0	0	0	0	0	0	0	0	0	0.0	16	0.0
46	* Casey Fitzgerald	D	4	1	2	3	1	0	0	0	0	0	0	0	1	0	0	0	0	0	0	0.0	4	25.0
4	Nathan Paetsch	D	11	1	2	3	1	2	0	0	0	0	0	0	1	0	0	1	0	0	0	0.0	20	5.0
42	* Kurt Gosselin	D	8	0	3	3	0	4	0	1	0	0	0	0	0	0	0	0	0	0	0	0.0	11	0.0
38	Arvin Atwal	D	3	0	2	2	-2	5	0	0	0	0	0	0	0	0	0	0	0	0	0	0.0	2	0.0
25	*Judd Peterson	C	5	1	0	1	-1	4	0	0	0	0	0	0	0	0	0	0	0	0	0	0.0	4	25.0
24	Matt Hunwick	D	2	0	1	1	2	0	0	0	0	0	0	0	0	0	0	0	0	0	0	0.0	3	0.0
34	Casey Nelson	D	5	0	1	1	-1	4	0	0	0	0	0	0	0	0	0	0	0	0	0	0.0	8	0.0
29	Scott Wedgewood	G	48	0	1	1	0	0	0	1	0	0	0	0	0	0	0	0	0	0	0	0.0	0	0.0
21	Pascal Aquin	LW	1	0	0	0	-1	0	0	0	0	0	0	0	0	0	0	0	0	0	0	0.0	2	0.0
30	Ukko-Pekka Luukkonen	G	1	0	0	0	0	0	0	0	0	0	0	0	0	0	0	0	0	0	0	0.0	0	0.0
7	Tobie Paquette-Bisson	D	1	0	0	0	0	0	0	0	0	0	0	0	0	0	0	0	0	0	0	0.0	1	0.0
8	Devante Stephens	D	1	0	0	0	0	2	0	0	0	0	0	0	0	0	0	0	0	0	0	0.0	0	0.0
17	Vasily Glotov	C	2	0	0	0	-1	0	0	0	0	0	0	0	0	0	0	0	0	0	0	0.0	1	0.0
31	Jonas Johansson	G	5	0	0	0	0	0	0	0	0	0	0	0	0	0	0	0	0	0	0	0.0	0	0.0
18	* Myles Powell	C	7	0	0	0	0	6	0	0	0	0	0	0	0	0	0	0	0	0	0	0.0	2	0.0
32	Adam Wilcox	G	28	0	0	0	0	0	0	0	0	0	0	0	0	0	0	0	0	0	0	0.0	0	0.0
	<b>BENCH</b>		<b>76</b>	<b>5</b>				<b>16</b>														<b>0.0</b>	<b>5</b>	
	<b>TOTALS</b>		<b>76</b>	<b>254</b>	<b>426</b>	<b>675</b>	<b>128</b>	<b>870</b>	<b>61</b>	<b>118</b>	<b>11</b>	<b>12</b>	<b>41</b>	<b>45</b>	<b>26</b>	<b>5</b>	<b>10</b>	<b>12</b>	<b>10</b>	<b>29</b>	<b>5</b>	<b>34.5</b>	<b>2503</b>	<b>10.0</b>

NO	GOALTENDER	GP	MINS	W	L	OT	SO	EN	GA	GAA	SOGP	SOW	SOL	SOGA	SOA	SO%	SA	SVS	SV%
30	Ukko-Pekka Luukkonen	1	59:57	1	0	0	0	0	2	2.00	0	0	0	0	0	0.000	34	32	0.941
31	Jonas Johansson	5	265:52	4	1	0	0	0	10	2.26	1	1	0	2	7	0.714	136	126	0.926
29	Scott Wedgewood	48	2711:37	28	14	2	5	5	121	2.68	4	3	1	4	12	0.667	1316	1195	0.908
32	Adam Wilcox	28	1531:12	13	8	5	0	6	72	2.82	2	1	1	1	9	0.889	690	618	0.896
	<b>EMPTY NET</b>		<b>43:31</b>						<b>11</b>								<b>11</b>		
	<b>TOTALS</b>	<b>76</b>	<b>4612:09</b>	<b>46</b>	<b>23</b>	<b>7</b>	<b>5</b>	<b>11</b>	<b>216</b>	<b>2.81</b>	<b>7</b>	<b>5</b>	<b>2</b>	<b>7</b>	<b>28</b>	<b>0.750</b>	<b>2187</b>	<b>1971</b>	<b>0.901</b>

\* - rookie



# AMERKS ALL-TIME YEAR-BY-YEAR STATISTICS Record Book

## 2019-20 REGULAR SEASON PLAYER STATS

NO	NAME	POS	GP	G	A	PTS	+/-	PIM	PP	PPA	SHG	SHA	GW	FG	IG	OT	UA	EN	SOG	SOA	SGW	SO%	SH	SH%
39	Jean-Sebastien Dea	C	57	15	24	39	6	32	5	5	2	0	2	2	0	2	0	2	0	4	0	0.0	113	13.3
17	Sean Malone	C	58	12	18	30	15	26	0	2	2	1	3	1	1	0	2	1	0	1	0	0.0	97	12.4
22	Zach Redmond	D	59	5	25	30	1	24	3	10	0	0	2	2	0	0	0	0	0	0	0	0.0	160	3.1
15	Andrew Oglevie	C	55	15	14	29	0	14	3	1	0	0	6	3	1	1	1	2	1	4	1	25.0	104	14.4
19	C.J. Smith	LW	50	12	15	27	-9	18	5	5	0	0	1	1	2	0	1	1	0	3	0	0.0	138	8.7
18	* Jacob Bryson	D	61	4	23	27	8	34	0	13	1	0	1	0	0	1	0	0	0	0	0	0.0	96	4.2
73	Casey Mittelstadt	C	36	9	16	25	-15	6	3	7	1	0	0	1	0	0	2	0	1	4	0	25.0	83	10.8
81	* Brett Murray	LW	55	9	15	24	2	10	1	5	0	0	1	3	0	0	0	0	0	0	0	0.0	84	10.7
11	Kevin Porter	C	47	7	16	23	-2	30	2	5	0	0	0	4	1	0	0	0	0	0	0	0.0	85	8.2
24	Lawrence Pilut	D	37	6	17	23	4	20	0	10	0	0	2	0	0	2	1	1	0	1	0	0.0	80	7.5
20	Eric Cornel	RW	61	12	10	22	9	6	1	0	0	2	4	2	2	0	0	1	0	0	0	0.0	104	11.5
13	Scott Wilson	LW	37	11	11	22	-2	21	2	2	1	0	1	1	4	0	0	1	0	0	0	0.0	71	15.5
74	Rasmus Asplund	C	33	3	16	19	-7	2	1	4	0	0	0	1	0	0	0	0	0	0	0	0.0	60	5.0
23	Taylor Leier	LW	27	11	6	17	-9	4	7	2	1	1	2	2	0	0	1	0	0	2	0	0.0	58	19.0
27	Curtis Lazar	C	18	6	8	14	10	6	2	0	1	0	0	1	0	0	0	0	0	1	0	0.0	41	14.6
40	Remi Elie	LW	34	8	5	13	-6	10	1	0	0	1	1	3	1	1	0	1	0	0	0	0.0	61	13.1
33	John Gilmour	D	37	6	7	13	-19	6	2	4	0	0	1	2	1	0	1	0	0	0	0	0.0	100	6.0
72	Tage Thompson	RW	16	6	6	12	5	8	1	1	0	0	1	2	0	1	0	0	1	3	1	33.3	67	9.0
34	Casey Nelson	D	48	4	8	12	18	10	1	0	0	1	1	2	0	0	0	0	0	0	0	0.0	107	3.7
3	William Borgen	D	61	1	10	11	6	76	0	0	0	0	1	0	0	0	0	0	0	0	0	0.0	73	1.4
5	* Casey Fitzgerald	D	25	2	6	8	3	30	0	0	0	1	0	0	0	0	0	0	0	0	0	0.0	35	5.7
2	Andrew MacWilliam	D	41	2	6	8	-3	54	0	0	0	1	0	0	0	0	0	0	0	0	0	0.0	50	4.0
64	Tyler Randell	RW	22	5	2	7	2	35	0	0	0	0	0	1	2	0	1	0	0	0	0	0.0	26	19.2
14	Pascal Aquin	LW	16	3	2	5	2	9	0	0	0	0	1	0	1	0	0	0	0	0	0	0.0	14	21.4
37	Dalton Smith	LW	42	1	4	5	-1	63	0	0	0	0	0	0	0	0	0	0	0	0	0	0.0	41	2.4
35	Andrew Hammond	G	33	0	3	3	0	2	0	1	0	0	0	0	0	0	0	0	0	0	0	0.0	0	0.0
16	Brady Vail	C	8	1	1	2	0	0	0	0	0	0	0	0	0	0	0	0	0	0	0	0.0	6	16.7
4	Nathan Paetsch	D	10	1	1	2	1	2	0	0	0	0	0	1	0	0	0	0	0	0	0	0.0	12	8.3
44	Brandon Hickey	D	23	1	1	2	-1	12	0	0	0	0	0	0	0	0	1	0	0	0	0	0.0	26	3.8
21	Jarrett Burton	C	39	1	1	2	-6	23	0	0	0	0	0	0	0	0	0	0	0	0	0	0.0	27	3.7
59	Matthew Spencer (total)	D	3	0	1	1	2	0	0	0	0	0	0	0	0	0	0	0	0	0	0	0.0	3	0.0
	SYR	D	2	0	1	1	2	0	0	0	0	0	0	0	0	0	0	0	0	0	0	0.0	3	0.0
	ROC	D	1	0	0	0	0	0	0	0	0	0	0	0	0	0	0	0	0	0	0	0.0	0	0.0
65	* Shaw Boomhower	LW	2	0	0	0	-1	7	0	0	0	0	0	0	0	0	0	0	0	0	0	0.0	2	0.0
1	* Ukko-Pekka Luukkonen	G	10	0	0	0	0	0	0	0	0	0	0	0	0	0	0	0	0	0	0	0.0	0	0.0
31	Jonas Johansson	G	22	0	0	0	0	0	0	0	0	0	0	0	0	0	0	0	0	0	0	0.0	0	0.0
	<b>BENCH</b>		<b>62</b>	<b>2</b>				<b>18</b>														<b>0.0</b>	<b>2</b>	
	<b>TOTALS</b>		<b>62</b>	<b>181</b>	<b>297</b>	<b>476</b>	<b>11</b>	<b>618</b>	<b>40</b>	<b>77</b>	<b>9</b>	<b>8</b>	<b>31</b>	<b>35</b>	<b>16</b>	<b>6</b>	<b>13</b>	<b>8</b>	<b>3</b>	<b>23</b>	<b>2</b>	<b>13.0</b>	<b>2023</b>	<b>8.9</b>

NO	GOALTENDER	GP	MIN	W	L	OT	SO	EN	GA	GAA	SOGP	SOW	SOL	SOGA	SOA	SO%	SA	SVS	SV%
31	Jonas Johansson	22	1212:59	14	4	3	2	1	46	2.28	2	0	2	2	6	0.667	584	538	0.921
35	Andrew Hammond	33	1922:49	16	12	3	4	6	81	2.53	3	1	2	2	10	0.800	876	795	0.908
1	* Ukko-Pekka Luukkonen	10	610:16	3	4	3	0	2	32	3.15	2	1	1	1	4	0.750	253	221	0.874
	<b>EMPTY NET</b>		<b>31:48</b>						<b>9</b>								<b>9</b>		
	<b>TOTALS</b>	<b>62</b>	<b>3777:52</b>	<b>33</b>	<b>20</b>	<b>9</b>	<b>6</b>	<b>9</b>	<b>168</b>	<b>2.67</b>	<b>7</b>	<b>2</b>	<b>5</b>	<b>5</b>	<b>20</b>	<b>0.750</b>	<b>1722</b>	<b>1554</b>	<b>0.902</b>

\* - rookie



# AMERKS ALL-TIME YEAR-BY-YEAR STATISTICS Record Book

## 2020-21 REGULAR SEASON PLAYER STATS

NO	NAME	POS	GP	G	A	PTS	+/-	PIM	PP	PPA	SHG	SHA	GW	FG	IG	OT	UA	EN	SOG	SOA	SGW	SO%	SH	SH%
81	Brett Murray	LW	27	9	11	20	-7	23	6	4	0	0	2	0	0	0	0	0	0	0	0	0.0	52	17.3
40	Remi Elie	LW	28	10	9	19	-1	18	1	3	0	0	0	2	1	0	1	1	0	0	0	0.0	61	16.4
28	Michael Mersch	LW	28	8	11	19	1	24	3	2	0	2	0	1	0	0	0	0	0	0	0	0.0	66	12.1
2	* Oskari Laaksonen	D	28	2	15	17	-6	6	2	8	0	0	0	1	0	0	0	0	0	0	0	0.0	28	7.1
39	Jean-Sebastien Dea	C	15	6	9	15	6	4	4	4	1	0	0	1	2	0	0	1	3	3	1	100.0	31	19.4
22	Arttu Ruotsalainen	C	13	5	8	13	-2	2	1	8	0	0	0	0	1	0	1	1	0	1	0	0.0	33	15.2
19	C.J. Smith	LW	15	4	9	13	-4	6	1	4	0	0	1	2	0	0	0	0	1	1	0	100.0	28	14.3
24	* Mattias Samuelsson	D	23	3	10	13	-8	12	0	1	0	1	0	0	0	0	1	0	0	0	0	0.0	39	7.7
5	Casey Fitzgerald	D	22	2	9	11	-10	34	0	3	1	0	0	0	0	0	0	0	0	0	0	0.0	39	5.1
57	Nick DeSimone (total)	D	22	0	11	11	-5	4	0	2	0	1	0	0	0	0	0	0	0	0	0	0.0	39	0.0
	SJ	D	14	0	5	5	-4	2	0	1	0	1	0	0	0	0	0	0	0	0	0	0.0	29	0.0
	ROC	D	8	0	6	6	-1	2	0	1	0	0	0	0	0	0	0	0	0	0	0	0.0	10	0.0
17	Steven Fogarty	RW	16	7	3	10	-8	10	5	1	0	1	1	1	0	1	0	0	1	0	0	0.0	35	20.0
29	* Dominic Franco	C	23	4	5	9	-6	24	1	0	0	0	1	0	0	0	0	0	0	0	0	0.0	27	14.8
43	Brent Gates Jr. (total)	LW	14	2	7	9	-9	4	0	2	0	0	0	0	0	0	0	0	0	0	0	0.0	21	9.5
	SD	LW	2	0	1	1	1	0	0	0	0	0	0	0	0	0	0	0	0	0	0	0.0	1	0.0
	ROC	LW	12	2	6	8	-10	4	0	2	0	0	0	0	0	0	0	0	0	0	0	0.0	20	10.0
25	* Jack Quinn	RW	15	2	7	9	-14	8	2	3	0	0	0	0	1	0	0	0	1	2	1	50.0	25	8.0
15	Andrew Oglevie	RW	12	3	4	7	-2	10	1	3	0	0	1	0	0	0	1	0	0	0	0	0.0	26	11.5
27	* Patrick Polino	RW	20	3	4	7	-3	2	0	1	1	0	0	0	0	0	0	0	0	0	0	0.0	26	11.5
20	* Ryan Jones	D	29	1	6	7	-9	14	0	0	0	1	0	1	0	0	0	0	0	0	0	0.0	27	3.7
45	Brendan Warren	LW	10	4	2	6	-1	2	0	0	1	0	1	0	0	0	0	0	0	0	0	0.0	16	25.0
12	* Matej Pekar	LW	25	1	5	6	-10	50	0	0	0	0	0	0	1	0	0	0	0	0	0	0.0	30	3.3
10	* Brandon Biro	LW	15	2	3	5	-5	4	0	2	0	0	0	0	0	0	0	0	0	0	0	0.0	20	10.0
7	Brandon Hawkins	RW	10	1	3	4	-3	24	0	1	0	0	0	0	0	0	0	0	0	1	0	0.0	15	6.7
44	* Griffin Luce	D	22	2	1	3	2	27	0	0	0	0	1	1	0	0	0	0	0	0	0	0.0	18	11.1
77	* Nicholas Welsh	D	17	1	2	3	-1	10	0	0	0	0	0	0	0	0	0	0	0	0	0	0.0	8	12.5
18	Jacob Bryson	D	5	0	3	3	-3	2	0	1	0	0	0	0	0	0	0	0	0	0	0	0.0	5	0.0
21	Ryan Scarfo	C	9	2	0	2	-3	10	0	0	0	0	1	1	0	0	0	0	0	0	0	0.0	11	18.2
13	Patrick McGrath	RW	11	1	1	2	1	24	0	0	0	0	0	0	0	0	0	0	0	0	0	0.0	1	100.0
8	Dylan Blujus	D	21	1	1	2	-6	14	0	0	0	0	0	1	0	0	0	0	0	0	0	0.0	16	6.3
74	Rasmus Asplund	C	3	0	2	2	-2	0	0	1	0	0	0	0	0	0	0	0	0	0	0	0.0	5	0.0
37	Dalton Smith	LW	22	1	0	1	-6	45	0	0	0	0	0	1	0	0	0	0	0	0	0	0.0	27	3.7
51	Alec McCrea	D	14	0	1	1	-1	4	0	0	0	0	0	0	0	0	0	0	0	0	0	0.0	5	0.0
88	Brandon Davidson	D	2	0	0	0	0	0	0	0	0	0	0	0	0	0	0	0	0	0	0	0.0	7	0.0
30	Dustin Tokarski	G	2	0	0	0	0	2	0	0	0	0	0	0	0	0	0	0	0	0	0	0.0	0	0.0
41	Michael Houser	G	4	0	0	0	0	0	0	0	0	0	0	0	0	0	0	0	0	0	0	0.0	0	0.0
31	Billy Christopoulos (total)	G	5	0	0	0	0	0	0	0	0	0	0	0	0	0	0	0	0	0	0	0.0	0	0.0
34	Stefanos Lekkas	G	7	0	0	0	0	0	0	0	0	0	0	0	0	0	0	0	0	0	0	0.0	0	0.0
1	* Ukko-Pekka Luukkonen	G	14	0	0	0	0	0	0	0	0	0	0	0	0	0	0	0	0	0	0	0.0	0	0.0
	<b>BENCH</b>		<b>29</b>	<b>2</b>				<b>8</b>														<b>0.0</b>	<b>2</b>	
	<b>TOTALS</b>		<b>29</b>	<b>89</b>	<b>156</b>	<b>243</b>	<b>-122</b>	<b>429</b>	<b>27</b>	<b>53</b>	<b>4</b>	<b>5</b>	<b>9</b>	<b>13</b>	<b>6</b>	<b>1</b>	<b>4</b>	<b>3</b>	<b>5</b>	<b>9</b>	<b>2</b>	<b>55.6</b>	<b>759</b>	<b>11.5</b>

NO	GOALTENDER	GP	MINS	W	L	OT	SO	EN	GA	GAA	SOGP	SOW	SOL	SOGA	SOA	SO%	SA	SVS	SV%
41	Michael Houser	4	231:55	1	3	0	0	1	9	2.33	0	0	0	0	0	0.000	119	110	0.924
30	Dustin Tokarski	2	119:35	1	1	0	0	0	5	2.51	0	0	0	0	0	0.000	73	68	0.932
1	* Ukko-Pekka Luukkonen	14	816:42	7	5	2	0	1	49	3.60	2	1	1	3	6	0.500	438	389	0.888
34	Stefanos Lekkas	7	402:59	1	5	1	0	3	29	4.32	0	0	0	0	0	0.000	212	183	0.863
31	Billy Christopoulos (total)	5	169:17	1	1	0	0	1	17	6.03	1	1	0	0	3	1.000	92	75	0.815
	<b>EMPTY NET</b>		<b>20:25</b>						<b>6</b>								<b>6</b>		
	<b>TOTALS</b>	<b>29</b>	<b>1760:53</b>	<b>11</b>	<b>15</b>	<b>3</b>	<b>0</b>	<b>6</b>	<b>115</b>	<b>3.92</b>	<b>3</b>	<b>2</b>	<b>1</b>	<b>3</b>	<b>9</b>	<b>0.667</b>	<b>940</b>	<b>825</b>	<b>0.878</b>

\* - rookie



# SEASON OPENING GAME RESULTS

## Record Book

### SEASON OPENING GAME RESULTS

Year	Season Opener	Home Opener	Year	Season Opener	Home Opener
1956-57	3-6 @ Cleveland	2-2 -Cleveland (OT)	1990-91	3-5 vs. Newmarket	3-5 -Newmarket
1957-58	5-4 @ Buffalo	2-4 -Hershey	1991-92	2-5 vs. Adirondack	2-5 -Adirondack
1958-59	2-3 @ Buffalo (OT)	8-3 -Cleveland	1992-93	7-3 @ Hamilton	5-6 -Utica
1959-60	2-0 vs. Quebec	2-0 -Quebec	1993-94	2-6 vs. Albany	2-6 -Albany
1960-61	4-6 @ Buffalo (OT)	7-1 -Buffalo	1994-95	5-1 vs. Adirondack	5-1 -Adirondack
1961-62	3-2 vs. Buffalo (OT)	3-2 -Buffalo	1995-96	4-5 @ Cape Breton	4-2 -Cornwall
1962-63	6-1 vs. Cleveland	6-1 -Cleveland	1996-97	3-2 @ Providence	4-1 -Binghamton
1963-64	9-1 vs. Baltimore	9-1 -Baltimore	1997-98	2-1 @ Albany	3-2 -Syracuse (@ Buffalo)
1964-65	2-3 @ Buffalo	5-2 -Cleveland	1998-99	1-2 @ Adirondack	7-2 -Hershey
1965-66	2-3 @ Providence (OT)	3-6 -Quebec	1999-00	6-2 vs. Springfield	6-2 -Springfield
1966-67	1-3 @ Pittsburgh	5-2 -Hershey	2000-01	3-0 vs. Albany	3-0 -Albany
1967-68	5-4 @ Buffalo	5-1 -Baltimore	2001-02	0-3 vs. Bridgeport	0-3 -Bridgeport
1968-69	4-1 vs. Quebec	4-1 -Quebec	2002-03	2-2 vs. Albany	2-2 vs. Albany
1969-70	2-2 vs. Montreal	2-2 -Montreal	2003-04	2-1 vs. Hamilton	2-1 vs. Hamilton
1970-71	3-5 @ Baltimore	4-3 -Montreal	2004-05	2-7 vs. Manitoba	2-7 vs. Manitoba
1971-72	3-6 @ Cincinnati	4-0 -Baltimore	2005-06	8-5 vs. Toronto	8-5 vs. Toronto
1972-73	3-7 vs. Providence	3-7 -Providence	2006-07	6-0 vs. Albany	6-0 vs. Albany
1973-74	3-3 @ Boston	4-9 -Providence	2007-08	6-4 vs. Syracuse	6-4 vs. Syracuse
1974-75	4-4 vs. Richmond	4-4 -Richmond	2008-09	3-4 vs. Syracuse	3-4 vs. Syracuse
1975-76	6-3 vs. Nova Scotia	6-3 -Nova Scotia	2009-10	2-3 vs. Lake Erie (OT)	2-3 vs. Lake Erie (OT)
1976-77	3-3 vs. Nova Scotia	3-3 -Nova Scotia	2010-11	4-2 @ Toronto	3-4 vs. Hershey
1977-78	4-2 vs. Nova Scotia	4-2 -Nova Scotia	2011-12	2-5 @ Hamilton	1-5 vs. Wilkes-Barre/Scranton
1978-79	7-6 vs. Nova Scotia (OT)	7-6 -Nova Scotia (OT)	2012-13	6-5 vs. Syracuse (SO)	6-5 vs. Syracuse (SO)
1979-80	5-3 @ New Haven	3-4 -Adirondack (OT)	2013-14	1-8 vs. Grand Rapids	1-8 vs. Grand Rapids
1980-81	4-4 @ New Haven	4-4 -New Haven	2014-15	6-1 vs. Adirondack	6-1 vs. Adirondack
1981-82	2-2 @ New Brunswick	8-3 -Erie	2015-16	6-3 vs. Lake Erie	6-3 vs. Lake Erie
1982-83	2-4 vs. Baltimore	2-4 -Baltimore	2016-17	5-4 vs. Hershey	5-4 vs. Hershey
1983-84	8-2 vs. New Haven	8-2 -New Haven	2017-18	3-1 vs. Syracuse	3-1 vs. Syracuse
1984-85	6-5 @ Binghamton (OT)	3-2 -New Haven	2018-19	2-6 vs. Charlotte	2-6 vs. Charlotte
1985-86	4-3 vs. Binghamton	4-3 -Binghamton	2019-20	3-2 (OT) vs. Syracuse	3-2 (OT) vs. Syracuse
1986-87	5-4 @ Baltimore (SO)	5-1 -Binghamton	2020-21	2-3 vs. Utica	2-3 vs. Utica
1987-88	2-4 @ Maine	5-3 -Newmarket	<b>Record</b>	<b>33-25-7</b>	<b>39-20-6</b>
1988-89	3-7 vs. Hershey	3-7 -Hershey	<b>Goals</b>	<b>242-222</b>	<b>265-206</b>
1989-90	6-5 vs. Utica (OT)	6-5 -Utica			



# AMERKS ALL-TIME ATTENDANCE FIGURES

## Record Book

### ALL-TIME ATTENDANCE FIGURES FROM 1956-57 TO 2020-21

SEASON	TOTAL ATTEND.	AVG. ATTEND.	LEAGUE AVG	RANK
56-57	177,205	5,358	NA	NA
57-58	136,841	3,910	NA	NA
58-59	139,162	3,976	NA	NA
59-60	144,000	4,000	NA	NA
60-61	110,000	3,056	NA	NA
61-62	109,000	3,114	NA	NA
62-63	119,505	3,320	4,747	9
63-64	120,081	3,336	4,824	8
64-65	153,401	4,261	4,376	4
65-66	189,250	5,257	4,433	3
66-67	178,077	4,947	4,447	3
67-68	195,688	5,436	4,873	3
68-69	158,146	4,274	4,439	4
69-70	141,381	3,927	4,440	6
70-71	146,074	4,058	4,621	6
71-72	138,888	3,655	5,100	9
72-73	197,151	5,188	4,143	3
73-74	201,428	5,301	3,364	1
74-75	209,371	5,510	4,439	2
75-76	180,899	4,761	3,747	2
76-77	172,722	4,318	3,677	3
77-78	186,120	4,653	3,871	1
78-79	141,923	3,548	3,813	6
79-80	166,936	4,173	3,860	4
80-81	165,307	4,132	3,920	4
81-82	197,345	4,933	3,847	3
82-83	218,720	5,468	3,717	1
83-84	220,866	5,522	3,528	1
84-85	255,585	6,390	3,558	1
85-86	243,142	6,079	3,366	1
86-87	242,112	6,052	3,527	1
87-88	254,601	6,365	3,541	1
88-89	255,776	6,394	3,879	1
89-90	260,277	6,507	4,029	1
90-91	255,470	6,387	3,853	1
91-92	242,820	6,070	3,789	1
92-93	222,920	5,573	4,030	3
93-94	225,264	5,632	4,312	4
94-95	244,156	6,104	4,942	4
95-96	243,663	6,091	4,763	5
96-97	231,472	5,787	5,282	7
97-98	253,659	6,341	5,650	6
98-99	336,284	8,407	5,460	2
99-00	337,199	8,430	6,107	2
00-01	341,169	8,529	5,473	2
01-02	307,299	7,682	5,895	6
02-03	265,619	6,640	5,679	9
03-04	297,020	7,425	5,594	6
04-05	337,894	8,447	5,960	5
05-06	279,539	6,988	5,921	7
06-07	293,545	7,338	5,472	6
07-08	273,404	6,835	5,270	6
08-09	163,188	4,080	5,114	20
09-10	169,459	4,236	5,099	17
10-11	154,890	3,872	5,379	25
11-12	212,605	5,595	5,638	13
12-13	239,914	6,314	5,711	10
13-14	205,669	5,412	5,402	15
14-15	234,276	6,165	5,508	8
15-16	230,550	6,067	5,982	13
16-17	202,472	5,328	5,823	17
17-18	197,394	5,195	5,899	19
18-19	199,997	5,263	5,799	18
19-20*	149,656	4,828	5,538	21
20-21^	--	--	--	--

#### AMERKS ATTENDANCE

- Total Attendance for 65 years:  
13,440,446 (2,475 home games) \*\*
- Average per season: 206,776 \*\*
- Seating capacity at the renovated Blue Cross Arena expanded from 7,650 to 11,200 for the 1998-99 season. Current capacity 10,662. Blue Cross Arena single-game high: 11,200 - 4/7/00 vs. Hartford; 3/30/01 vs. Springfield; 4/01/05 vs. Cleveland
- Largest crowd to see an Amerks' home game (First Niagara Center): 19,070 - 12/28/12 vs. Lake Erie
- Second-largest crowd to see an Amerks' home game (HSBC Arena): 17,898 - 12/28/04 vs. Edmonton
- Attendance for the Amerks' first-ever outdoor game (Frontier Field): 11,015 (standing room-only) - 12/13/13 vs. Lake Erie

\* Remainder of the 2019-20 regular season and 2020 Calder Cup Playoffs were canceled on May 11, 2020 due to the COVID-19 pandemic.

\*\* Only 31 home games were played during the 2019-20 regular season and 15 home games during the 2020-21 season.

^ Amerks played 2020-21 season without fans due to COVID-19 protocols.



# AMERKS ALL-TIME TEAM LEADERS

## Record Book

### GAMES PLAYED

1	Jody Gage	653
2	Dick Gamble	569
3	Norm Armstrong	566
4	Chris Taylor	519
5	Darryl Sly	517
6	Stan Smrke	513
7	Scott Metcalfe	499
8	Bronco Horvath	473
9	Gerry Ehman	465
10	Dan Frawley	456
11	Les Duff	399
12	Don Cherry	390
13	Randy Cunneyworth	377
14	Doug Janik	376
15	Norm Milley	367
16	Jim Jackson	360
17	Geordie Robertson	359
18	Dave Fenyses	358
19	Dean Melanson	353
20	Don McSween	348

### POINTS

1	Jody Gage	728
2	Dick Gamble	565
3	Bronco Horvath	542
4	Gerry Ehman	520
5	Chris Taylor	481
6	Stan Smrke	436
7	Geordie Robertson	395
8	Norm Armstrong	391
9	Scott Metcalfe	349
10	Bob Mongrain	339
11	Barry Merrell	321
12	Craig Charron	311
13	Ron Garwasiuk	308
14	Gordie Clark	302
15	Jim Jackson	298
16	Mal Davis	287
17	Todd Simon	268
18	Claude Verret	259
19	Jim Pappin	258

### GOALS

1	Jody Gage	351
2	Dick Gamble	300
3	Gerry Ehman	237
4	Bronco Horvath	199
5	Stan Smrke	197
6	Norm Armstrong	166
7	Geordie Robertson	164
8	Mal Davis	155
9	Bob Mongrain	153
10	Chris Taylor	142
	Scott Metcalfe	137
12	Barry Merrell	134
	Jim Pappin	134
14	Ron Garwasiuk	130
15	Gordie Clark	123
16	Craig Charron	121
17	Claude Verret	111
18	Ken Priestlay	102
19	Randy Cunneyworth	101
20	Steve Langdon	97

### ASSISTS

1	Jody Gage	377
2	Bronco Horvath	343
3	Chris Taylor	339
4	Gerry Ehman	283
5	Dick Gamble	265
6	Stan Smrke	239
7	Geordie Robertson	231
8	Norm Armstrong	225
9	Scott Metcalfe	211
10	Jim Jackson	205
11	Craig Charron	190
12	Barry Merrell	187
13	Bob Mongrain	186
14	Todd Simon	183
15	Gordie Clark	179
16	Ron Garwasiuk	178
17	Domenic Pittis	171
18	Don McSween	170
19	Steve Kraftcheck	156
	Phil Varone	156



# AMERKS ALL-TIME TEAM LEADERS

## Record Book

### PENALTY MINUTES

---

1	Scott Metcalfe	1,424
2	Jim Hofford	1,212
3	Dan Frawley	1,060
4	Sean Mcmorrow	1,015
5	Norm Armstrong	983
6	Dean Melanson	850
7	Scott Nichol	813
8	Rob Ray	796
9	Rumun Ndur	795
10	Chris Langevin	750
11	Andrew Peters	733
12	Doug Janik	686
13	Kevin Kerr	680
14	Doug Houda	669
15	Brad Rubachuk	665
16	Ron Garwasiuk	653
17	Brad Miller	642
18	Sean O'donnell	637
19	Ray Maluta	608
20	Lou Crawford	589

---

### GOALTENDING WINS

---

1	Bobby Perreault	108
2	Gerry Cheevers	101
3	Jacques Cloutier	96
4	Ryan Miller	92
5	Darcy Wakaluk	81

### COACHING WINS

---

1	Randy Cunneyworth	340
2	John Vanboxmeer	337
3	Joe Crozier	260
4	Brian Mccutcheon	128
5	Mike Keenan	116

---



# AMERKS SINGLE-SEASON TEAM RECORDS

## Record Book

### AMERKS SINGLE-SEASON TEAM RECORDS

MOST POINTS:	2004-05 (51-19-4-6)	112
MOST WINS:	1998-99	52
MOST LOSSES:	2007-08	52
MOST TIES (no overtime):	1969-70	16
MOST TIES:	1993-94, 2001-02	15
MOST HOME POINTS:	1987-88 (30-6-4)	64
MOST HOME WINS:	1987-88	30
MOST HOME LOSSES:	2010-11	22
MOST HOME TIES:	1969-70, 2002-03	9
MOST ROAD POINTS:	1998-99 (25-10-4-1)	55
MOST ROAD WINS:	1998-99, 2018-19 (25-9-3-1)	25
MOST ROAD LOSSES:	1962-63	30
MOST ROAD TIES:	2001-02	9
FEWEST POINTS:	1969-70 (18-38-16)	52
FEWEST WINS:	1969-70	18
FEWEST LOSSES:	1964-65, 1965-66, 1973-74	21
FEWEST TIES (no overtime):	1967-68	9
FEWEST TIES:	1963-64, 1983-84	2
FEWEST HOME POINTS:	2010-11 (14-20-2-4)	34
FEWEST HOME WINS:	1969-70, 2010-11 (14-20-2-4)	14
FEWEST HOME LOSSES:	1965-66	4
FEWEST HOME TIES:	1959-60, 1964-65	0
FEWEST ROAD POINTS:	1962-63 (4-30-2)	10
FEWEST ROAD WINS:	1962-63, 1969-70	4
FEWEST ROAD LOSSES:	1998-99	11
FEWEST ROAD TIES:	1956-57, 1963-64, 1983-84	1 *
MOST SHOOTOUT WINS:	2012-13	10
MOST SHOOTOUT LOSSES:	2008-09	8
FEWEST SHOOTOUT LOSSES:	2009-10, 2012-13, 2014-15, 2015-16	1
MOST SCORING POINTS:	1982-83	1,043
MOST GOALS SCORED:	1982-83	389
MOST ASSISTS:	1982-83	654
MOST POWER-PLAY GOALS:	1992-93	109
MOST SHORTHANDED GOALS:	1982-83, 1988-89, 1989-90	19
MOST HOME GOALS:	1982-83	220
FEWEST GOALS SCORED:	2019-20	181 **
MOST PENALTY MINUTES:	1995-96	2,588
FEWEST PENALTY MINUTES:	2019-20	618 **
MOST GOALS SCORED AGAINST:	1978-79	349
FEWEST GOALS SCORED AGAINST:	2019-20	173 **
	1998-99	176 *



# AMERKS SINGLE-SEASON TEAM RECORDS

## Record Book

### AMERKS SINGLE-SEASON TEAM RECORDS (CONTINUED)

FEWEST ROAD GOALS AGAINST:	1998-99	86*
MOST FORTY-GOAL SCORERS:	1974-75, 1982-83, 1989-90	3
MOST THIRTY-GOAL SCORERS:	1964-65, 1981-82, 1982-83	5
MOST TWENTY-GOAL SCORERS:	1973-74, 1977-78, 1982-83	8
MOST SHUTOUTS:	2004-05	9
	(Ryan Miller - 8, Tom Askey - 1)	
LONGEST WINNING STREAK:	Oct. 11-Nov. 2, 1984	11
	April 14-May 19, 1996	
	Oct. 12-Nov. 10, 2009	
LONGEST HOME WIN STREAK:	Dec. 17, 2004-Mar. 4, 2005	17
LONGEST UNBEATEN STREAK:	1965-66 (13-0-1)	14
	Oct. 24-Dec. 4, 1965	
	1999-2000 (12-0-2)	
	Feb. 6-Mar. 10, 2000	
LONGEST LOSING STREAK:	Feb. 6-Feb. 21, 1981	10
	Oct. 2-Oct. 29, 1988	
	Dec. 1-Dec. 26, 2007	
LONGEST WINLESS STREAK:	Mar. 20-Apr. 5, 1970 (0-10-4)	14

\*AHL Record

\*\* Amerks played only 62 games during the 2019-20 regular season. Remainder of the 2019-20 regular season and 2020 Calder Cup Playoffs were canceled on May 11, 2020 due to the COVID-19 pandemic. The AHL's standings - sorted by points percentage - and statistics as of March 12, 2020 are considered final and official.



# TEAM GAME RECORDS & SEASON TEAM RECORDS

## Record Book

### ALL-TIME TEAM GAME RECORDS

**MOST GOALS:** ..... vs. Cleveland, Nov. 24, 1966 ..... 14

**MOST GOALS ON ROAD:** ..... vs. Springfield, April 1, 1972 ..... 10  
 vs. Fredericton, Nov. 24, 1981  
 vs. Maine, Dec. 29, 1982

**MOST ASSISTS:** ..... vs. St. Catharines, April 7, 1985 ..... 25

**MOST POINTS:** ..... vs. St. Catharines, April 7, 1985 ..... 38

**MOST TOTAL GOALS:** ..... Rochester 14 - Cleveland 6, Nov. 24, 1966 ..... 20

**GREATEST WINNING MARGIN:** ..... Rochester 13 - New Haven 1, Jan. 17, 1975 ..... 12

**GREATEST LOSING MARGIN:** ..... Rochester 3 - Providence 15, Feb. 13, 1972 ..... 12  
 Rochester 1 - Nova Scotia 13, Feb. 15, 1980  
 Rochester 0 - Baltimore 12, Nov. 23, 1984

**SCORELESS TIES:** ..... vs. Buffalo, Nov. 7, 1964  
 vs. Pittsburgh, Mar. 31, 1967  
 vs. Baltimore, Feb. 26, 1971  
 vs. Richmond, Feb. 11, 1972  
 vs. Virginia, Jan. 27, 1974  
 at Halifax, Nov. 20, 1991  
 vs. Adirondack, Nov. 10, 1997

### ALL-TIME SEASON TEAM RECORDS

**DIVISION CHAMPIONSHIPS:** ..... 1964-65, 1965-66, 1967-68 ..... 14  
 1973-74, 1977-78, 1982-83  
 1986-87, 1989-90, 1990-91  
 1996-97, 1998-99, 1999-2000,  
 2000-01, 2004-05

#### OVERALL REGULAR SEASON

**POINT CHAMPIONSHIP:** ..... 1964-65, 1967-68, 1973-74 ..... 6  
 1982-83, 1990-91, 2004-05

**CALDER CUP CHAMPIONSHIPS:** ..... 1964-65, 1965-66, 1967-68 ..... 6  
 1982-83, 1986-87, 1995-96



# AMERKS SINGLE-SEASON INDIVIDUAL RECORDS

## Record Book

### AMERKS SINGLE-SEASON INDIVIDUAL RECORDS

<b>MOST GOALS:</b>	Paul Gardner	61	(1985-86)
<b>MOST ASSISTS:</b>	Geordie Robertson	73	(1982-83)
<b>MOST POINTS:</b>	Geordie Robertson	119	(1982-83)
<b>MOST PENALTY MINUTES:</b>	Rob Ray	446	(1988-89)
<b>MOST GOALS BY CENTER:</b>	Paul Gardner	61	(1985-86)
<b>MOST ASSISTS BY CENTER:</b>	Geordie Robertson	73	(1982-83)
<b>MOST POINTS BY CENTER:</b>	Geordie Robertson	119	(1982-83)
<b>MOST GOALS BY RIGHT WING:</b>	Jody Gage	60	(1987-88)
<b>MOST ASSISTS BY RIGHT WING:</b>	Ed Litzenberger	61	(1964-65)
<b>MOST POINTS BY RIGHT WING:</b>	Jody Gage	104	(1987-88)
<b>MOST GOALS BY LEFT WING:</b>	Murray Kuntz	51	(1973-74)
<b>MOST ASSISTS BY LEFT WING:</b>	Stan Smrke	59	(1964-65)
<b>MOST POINTS BY LEFT WING:</b>	Dick Gamble	98	(1965-66)
	Mike Donnelly	98	(1989-90)
<b>MOST GOALS BY DEFENSEMAN:</b>	Zach Redmond	21	(2018-19)
	Rick Pagnutti	18	(1972-73)
<b>MOST ASSISTS BY DEFENSEMAN:</b>	Bob Hess	58	(1980-81)
<b>MOST POINTS BY DEFENSEMAN:</b>	Bob Hess	75	(1980-81)
<b>MOST GOALS BY GOALTENDER:</b>	Darcy Wakaluk	1	(1987-88)*
	Robb Stauber	1	(1995-96)
<b>MOST ASSISTS BY GOALTENDER:</b>	Darcy Wakaluk	7	(1989-90)*
	David Littman	7	(1990-91)
<b>MOST POINTS BY GOALTENDER:</b>	Darcy Wakaluk	7	(1989-90)*
	David Littman	7	(1990-91)
<b>MOST PIMs BY CENTER:</b>	Brad Rubachuk	246	(1993-94)
<b>MOST PIMs BY RIGHT WING:</b>	Kevin Kerr	352	(1987-88)
<b>MOST PIMs BY LEFT WING:</b>	Rob Ray	446	(1988-89)
<b>MOST PIMs BY DEFENSEMAN:</b>	Jim Hofford	322	(1987-88)
<b>MOST PIMs BY GOALTENDER:</b>	Jim Pettie	55	(1976-77)
<b>MOST GOALS BY A ROOKIE:</b>	Thomas Vanek	42	(2004-05)
	Donald Audette	42	(1989-90)
<b>MOST ASSISTS BY A ROOKIE:</b>	Todd Simon	66	(1992-93)
<b>MOST POINTS BY A ROOKIE:</b>	Peter Ciavaglia	98	(1991-92)
<b>MOST PIMs BY A ROOKIE:</b>	Rob Ray	446	(1988-89)



# AMERKS SINGLE-SEASON INDIVIDUAL RECORDS

## Record Book

### AMERKS SINGLE-SEASON INDIVIDUAL RECORDS (CONTINUED)

MOST POWER-PLAY GOALS:	Thomas Vanek .....	25	(2004-05)
	Paul Gardner .....	25	(1985-86)
<hr/>			
MOST SHORT-HANDED GOALS:	Gary McAdam .....	11	(1982-83)*
<hr/>			
MOST GAME-WINNING GOALS:	Dean Sylvester .....	10	(1998-99)
<hr/>			
MOST UNASSISTED GOALS:	Paul O'Neil .....	9	(1975-76)
<hr/>			
LONGEST POINT STREAK:	Peter Ciavaglia .....	25 games	(1992-93)
	(22+26=48)		
<hr/>			
HIGHEST SHOOTING PERCENTAGE:	Dane Jackson .....	27.0	(1995-96)*
<hr/>			

\*AHL Record



# SINGLE-SEASON INDIVIDUAL GOALTENDERS RECORDS

## Record Book

### AMERKS SINGLE-SEASON INDIVIDUAL GOALTENDERS RECORDS

<b>MOST GAMES PLAYED BY A GOALTENDER:</b>	..... Gerry Cheevers.....	72	(1964-65)
<b>MOST MINUTES PLAYED BY A GOALTENDER:</b>	... Gerry Cheevers.....	4,359	(1964-65)
<b>MOST WINS BY A GOALTENDER:</b>	..... Gerry Cheevers.....	48	(1964-65)*
<b>MOST TIES:</b>	..... Mika Noronen .....	12	(2001-02)
<b>MOST LOSSES:</b>	..... Ed Walsh.....	27	(1979-80)
	..... Jacques Cloutier.....	27	(1980-81)
<b>MOST TIES/SHOOTOUT LOSSES:</b>	..... Vince Tremblay.....	8	(1984-85)
<b>MOST SHUTOUTS BY A GOALTENDER:</b>	..... Ryan Miller .....	8	(2004-05)
	..... Bob Perreault.....	6	(1967-68)
	..... Martin Biron.....	6	(1998-99)
	..... Mika Noronen .....	6	(1999-00)
<b>LOWEST GOALS-AGAINST AVERAGE:</b>	..... Martin Biron.....	2.07	(1998-99)
<b>HIGHEST SAVE PERCENTAGE:</b>	..... Martin Biron.....	930	(1998-99)#

\*AHL Record #Tied for AHL Record



# AMERKS INDIVIDUAL GAME RECORDS

## Record Book

### AMERKS INDIVIDUAL GAME RECORDS

<b>LARGEST CROWD:</b>	First Niagara Center..... 19,070	(12/28/12)
	(Buffalo, NY) .....	(Amerks 4, Lake Erie 1)
<b>MOST GOALS:</b>	Jason Pominville .....5	(10/21/05)
	Donald Audette.....5	(10/29/89)
	Dave Hynes.....5	(1/17/75)
	Mal Davis (3) .....4	(2/14/82, 1/2/83, 10/5/83)
	Jody Gage (3).....4	(10/18/85, 10/26/85, 3/14/90)
	Geordie Robertson (2) .....4	(3/7/82, 4/3/83)
	Dick Gamble (2) .....4	(10/16/66, 10/29/66)
	Derek Whitmore .....4	(11/25/11)
	Scott McCrory.....4	(11/3/90)
	Grant Martin .....4	(3/29/89)
	Ken Priestlay .....4	(3/10/89)
	Gates Orlando.....4	(3/23/84)
	Bill Bennett.....4	(11/3/78)
	Dave Hynes.....4	(10/17/75)
	Dave Hrechosky.....4	(12/1/72)
	Bronco Horvath.....4	
<b>TWO FASTEST SHG'S:</b>	Jody Gage.....8 seconds	(3/25/89)*
<b>MOST ASSISTS:</b>	Chris Taylor.....6	(10/21/05)
	Geordie Robertson .....6	(12/26/83)
	Ed Litzenberger .....6	(1/24/65)
	Rudy Migay.....6	(2/6/59)
<b>MOST ASSISTS BY A GOALTENDER:</b>	Lynn Zimmerman .....3	(1972-73)*
<b>MOST POINTS:</b>	Darrin Shannon .....7	(1/31/91)
	Geordie Robertson .....7	(12/26/83)
	Ed Joyal .....7	(2/24/67)
<b>MOST PIM:</b>	Wally Weir .....54	(1/16/81)
		(4 misconducts, 2 majors, 2 minors)

\*AHL Record



# AMERKS 20-GOAL SCORERS

## Record Book

### 1956-57

Bronco Horvath	37
Eddie Mazur	24
Paul Mashick	24
Gordie Hannigan	21
Ab McDonald	21
Earl Balfour	21

### 1957-58

Ab McDonald	30
Earl Balfour	27
Eddie Mazur	22
Stan Smrke	20
Skippy Burchell	20

### 1958-59

Bill Hicke	41
Gary Aldcorn	37
Cecil Hoekstra	26
Rudy Migay	24
Guy Rousseau	20

### 1959-60

Stan Smrke	40
Bob Nevin	32
Pat Hannigan	29
Hank Ciesla	27
Dave Creighton	25
Dick Van Impe	25
Bill Saunders	24

### 1960-61

Gerry Ehman	32
Hank Ciesla	30
Dave Creighton	30
Guy Rousseau	26
Duke Edmondson	25
Wally Boyer	24
Dick Van Impe	21

### 1961-62

Dick Gamble	39
Gerry Ehman	29
Jim Pappin	28
Bruce Draper	25
Wally Boyer	20

### 1962-63

Dick Gamble	35
Jim Pappin	34
Gerry Ehman	30
Gene Ubriaco	22
Stan Smrke	22
John MacMillan	22

### 1963-64

Gerry Ehman	36
Dick Gamble	34
Bronco Horvath	25
Stan Smrke	23
Wally Boyer	20

### 1964-65

Dick Gamble	48
Bronco Horvath	38
Gerry Ehman	38
Stan Smrke	33
Norm Armstrong	32
Ed Litzenberger	25
Wally Boyer	20

### 1965-66

Dick Gamble	47
Gerry Ehman	39
Jim Pappin	36
Mike Walton	35
Bronco Horvath	27

### 1966-67

Dick Gamble	46
Gerry Ehman	33
Ed Joyal	32
Stan Smrke	31
Bronco Horvath	29
Don Blackburn	20

### 1967-68

Bob Barlow	43
Bryan Hextall	24
Bob Cook	22
Dick Gamble	20

### 1968-69

Ron Ward	35
Tom McCarthy	31
Dick Gamble	30
Norm Armstrong	29

### 1969-70

Norm Armstrong	30
John Gofton	27
Bob Cook	26
Rene Robert	23
Jack Stanfield	21

### 1970-71

Duke Harris	29
Ralph Stewart	27
Don Blackburn	25
Ron Ward	23
Bob Cook	22

### 1971-72

Duke Harris	27
Bob Walton	25
Doug Brindley	20

### 1972-73

Barry Merrell	32
Bob Kelly	27
Gene Sobchuk	22

### 1973-74

Murray Kuntz	51
Barry Merrell	28
Bob Ellett	26
Gary Bredin	26
Art Stratton	24
Ron Dussiaume	23
Ross Butler	21
Larry McKillop	21



# AMERKS 20-GOAL SCORERS Record Book

## 1974-75

Doug Gibson	44
Barry Merrell	44
Dave Hynes	42
Ron Garwasiuk	36
Gordie Clark	22

## 1975-76

Dave Hynes	37
Paul O'Neil	35
Gordie Clark	30
Barry Merrell	28
Rene Drolet	23

## 1976-77

Doug Gibson	41
Gordie Clark	34
Ron Garwasiuk	32
Rick Adduono	29
Rene Drolet	28
Mike Byers	25
Jim Jones	24

## 1977-78

Rick Adduono	38
Gordie Clark	37
Steve Langdon	30
Ron Garwasiuk	29
Earl Anderson	26
Rene Drolet	24
Sean Shanahan	20
Brian McGregor	20

## 1978-79

Bill Bennett	33
Brian McGregor	25
Steve Langdon	25
Steve West	24
Barry Smith	23
Tom Songin	21
Daryl Drader	20

## 1979-80

Chris Halyk	28
Geordie Robertson	26
Bob Mongrain	25
Paul Crowley	24
Joe Kowal	20

## 1980-81

Ron Carter	31
Jean-Francois Sauve	29
Paul Crowley	24
Bob Mongrain	21
Peter Horachek	20

## 1981-82

Bob Mongrain	37
Chris Halyk	36
Kai Suikkanen	34
Mal Davis	32
Gilles Hamel	31
Dave Gorman	26

## 1982-83

Geordie Robertson	46
Mal Davis	43
Gary McAdam	40
Kai Suikkanen	33
Jean-Francois Sauve	30
Bob Mongrain	29
Yvon Lambert	26
Randy Cunneyworth	23

## 1983-84

Mal Davis	55
Bob Mongrain	41
Claude Verrett	39
Geordie Robertson	37
Yvon Lambert	27
Warren Harper	25

## 1984-85

Claude Verret	40
Randy Cunneyworth	30
Warren Harper	29
Ted Nolan	28
Geordie Robertson	27
Gates Orlando	26
Gary Burns	22

## 1986-87

Paul Gardner	61
Jody Gage	42
Doug Trapp	21
Mal Davis	21

## 1986-87

Bob Logan	30
Don Lever	29
Doug Trapp	27
Jody Gage	26
Gates Orlando	22

## 1987-88

Jody Gage	60
Ken Priestlay	27
Benoit Hogue	24
Jim Jackson	23
Bob Logan	23

## 1988-89

Ken Priestlay	56
Mike Donnelly	32
Jody Gage	31
Scott Metcalfe	20
Kevin Kerr	20

## 1989-90

Jody Gage	45
Mike Donnelly	43
Donald Audette	42
Francois Guay	28
Steve Ludzik	25
Darrin Shannon	20

## 1990-91

Jody Gage	42
Don Biggs	31
Scott McCrory	27
Darrin Shannon	26
Joel Savage	25
Francois Guay	24
Steve Ludzik	22

## 1991-92

Jody Gage	40
Peter Ciavaglia	37
Dan Frawley	28
Jiri Sejba	27
Jason Winch	23



# AMERKS 20-GOAL SCORERS

## Record Book

### 1992-93

Jody Gage	40
Peter Ciavaglia	35
Scott Thomas	32
Todd Simon	27
Jozef Cierny	27
Doug MacDonald	25
Jason Young	20

### 1993-94

Todd Simon	33
Viktor Gordiuk	28
Doug MacDonald	25
Jason Dawe	22

### 1994-95

Viktor Gordiuk	31
Jason Dawe	27
Todd Simon	25
Matthew Barnaby	21
Doug MacDonald	21
Scott Thomas	21

### 1995-96

Craig Charron	43
Dixon Ward	38
Dane Jackson	27
Barrie Moore	26
Rob Conn	22
Scott Metcalfe	21

### 1996-97

Terry Yake	34
Scott Metcalfe	32
Craig Charron	24
Dane Jackson	24
Vaclav Varada	23
Scott Nichol	22
Curtis Brown	22

### 1997-98

Vaclav Varada	30
Craig Charron	25

### 1998-99

Domenic Pittis	38
Dean Sylvester	35
Mike Harder	31
Craig Fisher	29
Matt Davidson	26

### 1999-00

Denis Hamel	30
Jeremy Adduono	23
Jason Cipolla	23
Chris Taylor	21
Darren VanOene	20

### 2000-01

Jeremy Adduono	24
Francois Methot	22
Norm Milley	20
Joe Murphy	20
Chris Taylor	20

### 2001-02

Christian Matte	22
Chris Taylor	21
Norm Milley	20

### 2002-03

Jason Botterill	37
Denis Hamel	27

### 2003-04

Jason Pominville	34
Domenic Pittis	20

### 2004-05

Thomas Vanek	42
Jason Pominville	30
Chris Taylor	21

### 2005-06

Chris Thorburn	23
Clarke MacArthur	21

### 2006-07

Michael Ryan	28
Mark Mancari	23
Drew Stafford	22
Clarke MacArthur	21

### 2007-08

Mark Mancari	21
Stefan Meyer	21
Dylan Hunter	20

### 2008-09

Karl Stewart	20
--------------	----

### 2009-10

Jeff Taffe	28
Jamie Johnson	27
Michal Repik	22
Graham Mink	20

### 2010-11

Michael Duco	20
--------------	----

### 2011-12

Derek Whitmore	28
Paul Szczechura	21

### 2012-13

Mark Mancari	22
--------------	----

### 2013-14

Luke Adam	29
-----------	----

### 2014-15

None	
------	--

### 2015-16

Eric O'Dell	25
Cole Schneider	21
Justin Bailey	20



# AMERKS 20-GOAL SCORERS Record Book

## 2016-17

Nick Baptiste	25
Cole Schneider	24
Justin Bailey	23

## 2017-18

None

## 2018-19

Victor Olofsson	30
C.J. Smith	28
Taylor Leier	22
Zach Redmond	21
Wayne Simpson	21
Danny O'Regan	20

## 2019-20 \*

None

## 2020-21 \*\*

None

\* Remainder of the 2019-20 regular season and 2020 Calder Cup Playoffs were canceled on May 11, 2020 due to the COVID-19 pandemic.

\*\* Amerks played only 29 games during the 2020-21 season.



# AMERKS 85-POINT PERFORMANCES

## Record Book

### AMERKS 85-POINT PERFORMANCES

YEAR	PLAYER	GP	G	A	PTS
82-83	Geordie Robertson	72	46	73	119
<b>74-75</b>	<b>Doug Gibson</b>	<b>75</b>	<b>44</b>	<b>72</b>	<b>116</b>
<b>85-86</b>	<b>Paul Gardner</b>	<b>71</b>	<b>61</b>	<b>51</b>	<b>112</b>
64-65	Bronco Horvath	72	38	68	106
87-88	Jody Gage	76	60	44	104
<b>98-99</b>	<b>Domenic Pittis</b>	<b>76</b>	<b>38</b>	<b>66</b>	<b>104</b>
83-84	Mal Davis	71	55	48	103
92-93	Peter Ciavaglia	64	35	67	102
96-97	Terry Yake	78	34	67	101
85-86	Jody Gage	73	42	57	99
82-83	Jean-Francois Sauve	73	30	69	99
<b>65-66</b>	<b>Dick Gamble</b>	<b>71</b>	<b>47</b>	<b>51</b>	<b>98</b>
89-90	Mike Donnelly	68	43	55	98
<b>77-78</b>	<b>Rick Adduono</b>	<b>76</b>	<b>38</b>	<b>60</b>	<b>98</b>
91-92	Peter Ciavaglia	77	37	61	98
76-77	Doug Gibson	78	41	56	97
<b>58-59</b>	<b>Billy Hicke</b>	<b>69</b>	<b>41</b>	<b>56</b>	<b>97</b>
95-96	Craig Charron	72	43	52	95
67-68	Bob Barlow	72	43	52	95
73-74	Art Stratton	76	24	71	95
95-96	Dixon Ward	71	38	56	94
88-89	Ken Priestlay	64	56	37	93
84-85	Claude Verret	76	40	53	93
92-93	Todd Simon	67	27	66	93
64-65	Stan Smrke	71	33	59	92
83-84	Geordie Robertson	64	37	54	91
83-84	Claude Verrett	65	39	51	90
94-95	Todd Simon	69	25	65	90
89-90	Donald Audette	70	42	46	88
65-66	Gerry Ehman	70	39	49	88
77-78	Gordie Clark	75	37	51	88
90-91	Don Biggs	65	31	57	88
64-65	Gerry Ehman	70	38	49	87
65-66	Jim Pappin	63	36	51	87
73-74	Barry Merrell	75	28	59	87
65-66	Mike Walton	68	35	51	86
64-65	Ed Litzenberger	72	25	61	86
74-75	Barry Merrell	74	44	41	85
90-91	Jody Gage	73	42	43	85
83-84	Bob Mongrain	78	41	44	85
<b>63-64</b>	<b>Gerry Ehman</b>	<b>66</b>	<b>36</b>	<b>49</b>	<b>85</b>
93-94	Todd Simon	55	33	52	85

Performances in bold won the John B. Sollenberger Trophy as the AHL's leading scorer.



ROCHESTER AMERICANS

**PLAYOFFS**





# PLAYOFF NOTES

## Playoff History

### ALL-TIME PLAYOFF RESULTS

#### 46 Playoffs

84 Series:	44 wins.....	40 losses
417 Games Played:	212 wins .....	205 losses
208 Home Games:	126 wins.....	82 losses
209 Away Games:	88 wins.....	121 losses
70 Overtime Games:	29 wins.....	41 losses
33 Home OT Games:	18 wins .....	15 losses
37 OT Away Games:	11 wins.....	26 losses
Scoring Breakdown:	1,384 goals for .....	1,320 goals against
Home:	763 goals for.....	633 goals against
Away:	621 goals for .....	687 goals against

Number of Games Opponents Shut Out: ..... 19

Number of Games Were Shut Out by Opponents: ... 15

6 – Calder Cup Championships: ..... 1964-65 vs. Hershey, 1965-66 vs. Cleveland,  
1967-68 vs. Quebec, 1982-83 vs. Maine,  
1986-87 vs. Sherbrooke, 1995-96 vs. Portland

10 – Calder Cup Runners-up: ..... 1956-57 vs. Cleveland, 1959-60, 1989-90,  
1990-91 vs. Springfield, 1966-67 vs. Pittsburgh,  
1976-77 vs. Nova Scotia, 1983-84 vs. Maine,  
1992-93 vs. Cape Bretons, 1998-99 vs. Providence,  
1999-00 vs. Hartford

First Place Teams to Win Playoffs: ..... 1964-65, 1965-66, 1967-68, 1982-83, 1986-87

### AMERKS LEADERS IN PLAYOFF SCORING (CALDER CUP)

Year	Player	GP	G	A	PTS
1964-65	Billy Harris	10	5	12	17
1965-66	Mike Walton	12	8	4	12
1982-83	J-F Sauve	16	7	21	28
1986-87	Gates Orlando	18	9	13	22
1990-91	Don Biggs	15	9	14	23
1995-96	Dixon Ward	19	11	24	35



# PLAYOFF NOTES

## Playoff History

### ALL-TIME AMERKS PLAYOFF RECORDS

#### All-time leading scorer

Jody Gage..... 81 GP 36+43=79

#### Most goals scored in one playoff

Sean McKenna..... 14 goals in 16 games (1982-83)

Jody Gage..... 14 goals in 17 games (1986-87)

J.P. Dumon..... 14 goals in 21 games (1999-00)

#### Most assists in one playoff

Domenic Pittis..... 26 in 21 games (1999-00, Tied AHL Record)

#### Most points in one playoff

Dixon Ward..... 35 points in 19 games (1995-96)

#### Most goals scored by a rookie in one playoff

Sean McKenna..... 14 goals in 16 games (1982-83, Tied AHL Record)

#### Most wins by a goaltender in one playoff

Steve Shields..... 15 (1995-96, Tied AHL Record)

#### Most losses by a goaltender in one playoff

Jacques Cloutier..... 9 (1984)

#### Most shutouts in one playoff

Mika Noronen..... 6 (1999-00, AHL Record)

#### Lowest GAA in one playoff (minimum of 5 games)

Mika Noronen..... 1.80 (2000)

#### Highest Save Percentage in one playoff (minimum of 5 games)

Mika Noronen..... .935 (2000)

#### Most defeats in succession in one playoff

4..... 1973-74, 1975-76, 1979-80, 1984-85,  
1990-91, 1992-93, 1993-94

#### Biggest comeback

1959-60 playoff series, down 3-0 vs. Cleveland and won series 4-3.

The 1959-60 edition of the Rochester Americans was the first team to win a best-of-seven series after losing the first three games.

The Amerks fell behind the Cleveland Barons, 3-0, in the semifinals of the Calder Cup playoffs in '59-60. After losing 2-0, 2-1 and 7-5, the Amerks recorded 5-3, 4-1, 5-3 and 4-1 victories. The Amerks went on to lose the final to Springfield, 4-1.

Adirondack (Red Wings) came back against Hershey to win its series 4-3 after being down 3-0 in the 1988-89 playoffs.



# CALDER CUP CHAMPIONSHIP TEAMS

## Playoff History

### AMERKS CALDER CUP CHAMPIONSHIP TEAMS

**1964-65 Rochester Americans:** Coach Joe Crozier, Al Arbour, Norman "Red" Armstrong, Wally Boyer, Don Cherry, Les Duff, Gerry Ehman, Dick Gamble, Billy Harris, Larry Hillman, Bronco Horvath, Ed Litzenberger, Jim Pappin, Duane Rupp, Darryl Sly, Stan Smrke, Gerry Cheevers (G)

**1965-66 Rochester Americans:** Coach Joe Crozier, Al Arbour, Norman "Red" Armstrong, Don Cherry, Brian Conacher, Les Duff, Gerry Ehman, Darryl Edestrand, Dick Gamble, Bronco Horvath, Larry Jeffrey, Ed Litzenberger, Jim Pappin, Duane Rupp, Darryl Sly, Stan Smrke, Bobby Perreault (G), Gary Smith (G)

**1967-68 Rochester Americans:** Coach Joe Crozier, Norman "Red" Armstrong, Bob Barlow, Don Cherry, Bob Cook, Les Duff, Dick Gamble, Murray Hall, George Harris, Bryan Hextall, Bronco Horvath, Don Johns, Len Lunde, Jim McKenna, Jim Pappin, Marc Reaume, Darryl Sly, Ted Taylor, Bobby Perreault (G), Carl Wetzel (G)

**1982-83 Rochester Americans:** Coach Mike Keenan, Lou Crawford, Randy Cunneyworth, Steve Dykstra, Clint Fehr, Jere Gilles, Val James, Don Keller, Yvon Lambert, Chris Langevin, Heikki Leime, Gary McAdam, Sean McKenna, Mike Moller, Bob Mongrain, Daniel Naud, Geordie Robertson, Dirk Rueter, Jean-Francois Sauve, Venci Sebek, Kai Suikkonen, Kari Souraniemi, Jim Wiemer, Jacques Cloutier (G), Paul Harrison (G)

**1986-87 Rochester Americans:** Coach John Van Boxmeer, Mikael Andersson, Jack Brownschidle, Paul Brydges, Al Conroy, Richie Dunn, Jay Fraser, Dave Fenyves (Playoff MVP), Jody Gage, Richard Hajdu, Bob Halkidis, Jim Hofford, Benoit Hogue, Jim Jackson, Don Lever, Bob Logan, Gates Orlando, Jayson Meyer, Jeff Parker, Ken Priestlay, Andy Ristau, Ray Sheppard, Doug Trapp, Claude Verret, Daren Puppa (G), Darcy Wakaluk (G)

**1995-96 Rochester Americans:** Coach John Tortorella, Curtis Brown, Craig Charron, Jason Cirone, Rob Conn, David Cooper, Scott Feasby, Dan Frawley, Terry Hollinger, Brian Holzinger, Doug Houda, Dane Jackson, Steve Junker, Sergei Klimientiev, Jamie Leach, Dean Melanson, Scott Metcalfe, Barrie Moore, Rumun Ndur, Scott Nichol, Wayne Primeau, Vaclav Varada, Dixon Ward (Playoff MVP), Bob Westerby, Shayne Wright, John Blue (G), Steve Shields (G)





# CALDER CUP CHAMPIONS

## Playoff History

### CALDER CUP CHAMPIONS

Season	Champion	Losing Finalist	Series
1936-37	Syracuse Stars	Philadelphia Ramblers	3-1
1937-38	Providence Reds	Syracuse Stars	3-1
1938-39	Cleveland Barons	Philadelphia Ramblers	3-1
1939-40	Providence Reds	Pittsburgh Hornets	3-0
1940-41	Cleveland Barons	Hershey Bears	3-2
1941-42	Indianapolis Capitals	Hershey Bears	3-2
1942-43	Buffalo Bisons	Indianapolis Capitals	3-0
1943-44	Buffalo Bisons	Cleveland Barons	4-0
1944-45	Cleveland Barons	Hershey Bears	4-2
1945-46	Buffalo Bisons	Cleveland Barons	4-0
1946-47	Hershey Bears	Pittsburgh Hornets	4-3
1947-48	Cleveland Barons	Buffalo Bisons	4-0
1948-49	Providence Reds	Hershey Bears	4-3
1949-50	Indianapolis Capitals	Cleveland Barons	4-0
1950-51	Cleveland Barons	Pittsburgh Hornets	4-3
1951-52	Pittsburgh Hornets	Providence Reds	4-2
1952-53	Cleveland Barons	Pittsburgh Hornets	4-3
1953-54	Cleveland Barons	Hershey Bears	4-2
1954-55	Pittsburgh Hornets	Buffalo Bisons	4-2
1955-56	Providence Reds	Cleveland Barons	4-0
1956-57	Cleveland Barons	Rochester Americans	4-1
1957-58	Hershey Bears	Springfield Indians	4-2
1958-59	Hershey Bears	Buffalo Bisons	4-2
1959-60	Springfield Indians	Rochester Americans	4-1
1960-61	Springfield Indians	Hershey Bears	4-0
1961-62	Springfield Indians	Buffalo Bisons	4-1
1962-63	Buffalo Bisons	Hershey Bears	4-3
1963-64	Cleveland Barons	Quebec Aces	4-0
1964-65	Rochester Americans	Hershey Bears	4-1
1965-66	Rochester Americans	Cleveland Barons	4-2
1966-67	Pittsburgh Hornets	Rochester Americans	4-0
1967-68	Rochester Americans	Quebec Aces	4-2
1968-69	Hershey Bears	Quebec Aces	4-1
1969-70	Buffalo Bisons	Springfield Kings	4-0
1970-71	Springfield Kings	Providence Reds	4-0
1971-72	Nova Scotia Voyageurs	Baltimore Clippers	4-2
1972-73	Cincinnati Swords	Nova Scotia Voyageurs	4-1
1973-74	Hershey Bears	Providence Reds	4-1
1974-75	Springfield Indians	New Haven Nighthawks	4-1
1975-76	Nova Scotia Voyageurs	Hershey Bears	4-1
1976-77	Nova Scotia Voyageurs	Rochester Americans	4-2
1977-78	Maine Mariners	New Haven Nighthawks	4-1
1978-79	Maine Mariners	New Haven Nighthawks	4-0
1979-80	Hershey Bears	New Brunswick Hawks	4-2
1980-81	Adirondack Red Wings	Maine Mariners	4-2
1981-82	New Brunswick Hawks	Kingston Whalers	4-1



# CALDER CUP CHAMPIONS

## Playoff History

### CALDER CUP CHAMPIONS

Season	Champion	Losing Finalist	Series
1982-83	Rochester Americans	Maine Mariners	4-0
1983-84	Maine Mariners	Rochester Americans	4-1
1984-85	Sherbrooke Canadiens	Baltimore Skipjacks	4-2
1985-86	Adirondack Red Wings	Hershey Bears	4-2
1986-87	Rochester Americans	Sherbrooke Canadiens	4-3
1987-88	Hershey Bears	Fredericton Express	4-0
1988-89	Adirondack Red Wings	New Haven Nighthawks	4-1
1989-90	Springfield Indians	Rochester Americans	4-2
1990-91	Springfield Indians	Rochester Americans	4-2
1991-92	Adirondack Red Wings	St. John's Maple Leafs	4-3
1992-93	Cape Breton Oilers	Rochester Americans	4-1
1993-94	Portland Pirates	Moncton Hawks	4-2
1994-95	Albany River Rats	Fredericton Canadiens	4-0
1995-96	Rochester Americans	Portland Pirates	4-3
1996-97	Hershey Bears	Hamilton Bulldogs	4-1
1997-98	Philadelphia Phantoms	Saint John Flames	4-2
1998-99	Providence Bruins	Rochester Americans	4-1
1999-00	Hartford Wolf*Pack	Rochester Americans	4-2
2000-01	Saint John Flames	Wilkes-Barre/Scranton Penguins	4-2
2001-02	Chicago Wolves	Bridgeport Sound Tigers	4-1
2002-03	Houston Aeros	Hamilton Bulldogs	4-3
2003-04	Milwaukee Admirals	Wilkes-Barre/Scranton Penguins	4-0
2004-05	Philadelphia Phantoms	Chicago Wolves	4-0
2005-06	Hershey Bears	Milwaukee Admirals	4-2
2006-07	Hamilton Bulldogs	Hershey Bears	4-1
2007-08	Chicago Wolves	Wilkes-Barre/Scranton Penguins	4-2
2008-09	Hershey Bears	Manitoba Moose	4-2
2009-10	Hershey Bears	Texas Stars	4-2
2010-11	Binghamton Senators	Houston Aeros	4-2
2011-12	Norfolk Admirals	Toronto Marlies	4-0
2012-13	Grand Rapids Griffins	Syracuse Crunch	4-2
2013-14	Texas Stars	St. John's IceCaps	4-1
2014-15	Manchester Monarchs	Utica Comets	4-1
2015-16	Lake Erie Monsters	Hershey Bears	4-0
2016-17	Grand Rapids Griffins	Syracuse Crunch	4-2
2017-18	Toronto Marlies	Texas Stars	4-3
2018-19	Charlotte Checkers	Chicago Wolves	4-1
2019-20*	Calder Cup not awarded due to COVID-19 pandemic		
2020-21**	Calder Cup not awarded		

\*The AHL canceled the remainder of the 2019-20 regular season and 2020 Calder Cup Playoffs on May 11, 2020 due to the outbreak of the COVID-19 pandemic.

\*\*AHL did not have a traditional Calder Cup Playoffs format for 2020-21 season.



# PLAYOFF RESULTS vs AHL TEAMS

## Playoff History

### AMERICANS VS. ABBOTSFORD HEAT (INACTIVE)

<b>Series:</b> 0-1	<b>Games:</b> 7	<b>Wins:</b> 3	<b>Losses:</b> 4
2009-10	Division Semifinals		Abbotsford won 4-3

### AMERICANS VS. ADIRONDACK RED WINGS (INACTIVE)

<b>Series:</b> 2-2	<b>Games:</b> 16	<b>Wins:</b> 10	<b>Losses:</b> 6
1987-88	Quarterfinals		Adirondack won 4-3
1991-92:	League Semifinals		Adirondack won 2-1
1995-96:	Division Semifinals	AMERICANS won 3-0	
1998-99:	Quarterfinals	AMERICANS won 3-0	

### AMERICANS VS. ALBANY RIVER RATS (INACTIVE)

<b>Series:</b> 1-1	<b>Games:</b> 12	<b>Wins:</b> 6	<b>Losses:</b> 6
1996-97	Division Finals		Albany won 4-3
1999-00	Quarterfinals	AMERICANS won 3-2	

### AMERICANS VS. BALTIMORE CLIPPERS (INACTIVE)

<b>Series:</b> 1-0	<b>Games:</b> 4	<b>Wins:</b> 3	<b>Losses:</b> 1
1966-67	Semifinals	AMERICANS WON 3-1	

### AMERICANS VS. BALTIMORE SKIPJACKS (INACTIVE)

<b>Series:</b> 2-1	<b>Games:</b> 17	<b>Wins:</b> 9	<b>Losses:</b> 8
1983-84	Semifinals	AMERICANS won 4-2	
1984-85	Quarterfinals		Baltimore won 4-1
1989-90	Semifinals	AMERICANS won 4-2	

### AMERICANS VS. BINGHAMTON RANGERS (INACTIVE)

<b>Series:</b> 3-1	<b>Games:</b> 23	<b>Wins:</b> 13	<b>Losses:</b> 10
1990-91	Semifinals	AMERICANS won 4-0	
1991-92	Division Finals	AMERICANS won 4-3	
1992-93	Division Finals	AMERICANS won 4-3	
1994-95	Division Semifinals		Binghamton won 4-1

### AMERICANS VS. BINGHAMTON WHALERS (INACTIVE)

<b>Series:</b> 2-1	<b>Games:</b> 16	<b>Wins:</b> 9	<b>Losses:</b> 7
1981-82	Semifinals		Binghamton won 4-1
1982-83	Quarterfinals	AMERICANS won 4-1	
1986-87	Semifinals	AMERICANS won 4-2	

### AMERICANS VS. BOSTON BRAVES (INACTIVE)

<b>Series:</b> 0-1	<b>Games:</b> 6	<b>Wins:</b> 2	<b>Losses:</b> 4
1972-73	Quarterfinals		Boston won 4-2

### AMERICANS VS. BUFFALO BISONS (INACTIVE)

<b>Series:</b> 0-2	<b>Games:</b> 7	<b>Wins:</b> 1	<b>Losses:</b> 6
1958-59	Semifinals		Buffalo won 4-1
1961-62	Quarterfinals		



# PLAYOFF RESULTS vs AHL TEAMS

## Playoff History

### AMERICANS VS. CAPE BRETON OILERS (INACTIVE)

<b>Series:</b> 0-1	<b>Games:</b> 5	<b>Wins:</b> 1	<b>Losses:</b> 4
1992-93	Calder Cup Finals		Cape Breton won 4-1

### AMERICANS VS. CHICAGO WOLVES

<b>Series:</b> 0-1	<b>Games:</b> 5	<b>Wins:</b> 2	<b>Losses:</b> 3
2013-14	Conference Quarterfinals		Chicago won 3-2

### AMERICANS VS. CLEVELAND BARONS (INACTIVE)

<b>Series:</b> 3-3	<b>Games:</b> 27	<b>Wins:</b> 12	<b>Losses:</b> 15
1956-57	Calder Cup Finals		Cleveland won 4-1
1959-60	Semifinals	AMERICANS won 4-3	
1962-63	Quarterfinals		Cleveland won 2-0
1963-64	Quarterfinals		Cleveland won 2-0
1965-66	Calder Cup Finals	AMERICANS won 4-2	
1966-67	Quarterfinals	AMERICANS won 3-2	

### AMERICANS VS. CORNWALL ACES (INACTIVE)

<b>Series:</b> 1-0	<b>Games:</b> 4	<b>Wins:</b> 4	<b>Losses:</b> 0
1995-96	Division Final	AMERICANS won 4-0	

### AMERICANS VS. HAMILTON BULLDOGS (INACTIVE)

<b>Series:</b> 4-1	<b>Games:</b> 26	<b>Wins:</b> 18	<b>Losses:</b> 8
1998-99	Division Semifinals	AMERICANS won 4-2	
1999-00	Semifinals	AMERICANS won 4-2	
2003-04	Division Finals	AMERICANS won 4-0	
2004-05	Division Semifinals	AMERICANS won 4-0	
2006-07	Division Semifinals		Hamilton won 4-2

### AMERICANS VS. HARTFORD WOLF\*PACK

<b>Series:</b> 0-1	<b>Games:</b> 6	<b>Wins:</b> 2	<b>Losses:</b> 4
1990-00	Calder Cup Finals		Hartford won 4-2

### AMERICANS VS. HERSHEY BEARS

<b>Series:</b> 6-1	<b>Games:</b> 34	<b>Wins:</b> 24	<b>Losses:</b> 10
1964-65	Calder Cup Finals	AMERICANS won 4-1	
1967-68	Quarterfinals	AMERICANS won 4-1	
1986-87	Quarterfinals	AMERICANS won 4-1	
1990-91	Quarterfinals	AMERICANS won 4-1	
1991-92	Division Semifinals	AMERICANS won 4-2	
1993-94	Division Semifinals		Hershey won 4-0
1999-00	Conference Finals	AMERICANS won 4-0	

### AMERICANS VS. MAINE MARINERS (INACTIVE)

<b>Series:</b> 1-1	<b>Games:</b> 9	<b>Wins:</b> 5	<b>Losses:</b> 4
1982-83	Calder Cup Finals	AMERICANS won 4-0	
1983-84	Calder Cup Finals		Maine won 4-1



# PLAYOFF RESULTS vs AHL TEAMS

## Playoff History

### AMERICANS VS. MANITOBA MOOSE

<b>Series:</b> 0-1	<b>Games:</b> 5	<b>Wins:</b> 1	<b>Losses:</b> 4
2004-05	Division Finals		Manitoba won 4-1

### AMERICANS VS. MILWAUKEE ADMIRALS

<b>Series:</b> 0-2	<b>Games:</b> 8	<b>Wins:</b> 2	<b>Losses:</b> 6
2002-03	Conference Qualifier		Milwaukee won 2-1
2003-04	Conference Finals		Milwaukee won 4-1

### AMERICANS VS. NEW HAVEN NIGHTHAWKS (INACTIVE)

<b>Series:</b> 3-3	<b>Games:</b> 33	<b>Wins:</b> 15	<b>Losses:</b> 18
1973-74	Quarterfinals		New Haven won 4-2
1976-77	Semifinals	AMERICANS won 4-2	
1977-78	Quarterfinals		New Haven won 4-2
1979-80	Quarterfinals		New Haven won 4-0
1981-82	Quarterfinals	AMERICANS won 3-1	
1982-83	Semifinals	AMERICANS won 4-3	

### AMERICANS VS. NOVA SCOTIA VOYAGEURS (INACTIVE)

<b>Series:</b> 1-2	<b>Games:</b> 16	<b>Wins:</b> 6	<b>Losses:</b> 10
1974-75	Quarterfinals	AMERICANS won 4-2	
1975-76	Semifinals		Nova Scotia won 4-0
1976-77	Calder Cup Finals		Nova Scotia won 4-2

### AMERICANS VS. PHILADELPHIA PHANTOMS (INACTIVE)

<b>Series:</b> 1-3	<b>Games:</b> 16	<b>Wins:</b> 6	<b>Losses:</b> 10
1997-98	Division Semifinals		Philadelphia won 3-1
1998-99	Western Conference Finals	AMERICANS won 4-2	
2000-01	Quarterfinals		Philadelphia won 3-1
2001-02	Conference Qualifier		Philadelphia won 2-0

### AMERICANS VS. PITTSBURGH HORNETS (INACTIVE)

<b>Series:</b> 0-1	<b>Games:</b> 4	<b>Wins:</b> 0	<b>Losses:</b> 4
1966-67	Calder Cup Finals		Pittsburgh won 4-0

### AMERICANS VS. PORTLAND PIRATES (INACTIVE)

<b>Series:</b> 1-0	<b>Games:</b> 7	<b>Wins:</b> 4	<b>Losses:</b> 3
1995-96	Calder Cup Finals	AMERICANS won 4-3	

### AMERICANS VS. PROVIDENCE BRUINS

<b>Series:</b> 0-1	<b>Games:</b> 5	<b>Wins:</b> 1	<b>Losses:</b> 4
1998-99	Calder Cup Finals		Providence won 4-1

### AMERICANS VS. PROVIDENCE REDS (INACTIVE)

<b>Series:</b> 2-0	<b>Games:</b> 8	<b>Wins:</b> 7	<b>Losses:</b> 1
1956-57	Semifinals	AMERICANS won 4-1	
1975-76	Quarterfinals	AMERICANS won 3-0	



# PLAYOFF RESULTS vs AHL TEAMS

## Playoff History

### AMERICANS VS. QUEBEC ACES (INACTIVE)

<b>Series:</b> 3-0	<b>Games:</b> 17	<b>Wins:</b> 12	<b>Losses:</b> 5
1964-65	Semifinals	AMERICANS won 4-1	
1965-66	Semifinals	AMERICANS won 4-2	
1967-68	Calder Cup Finals	AMERICANS won 4-2	

### AMERICANS VS. SHERBROOKE CANADIENS (INACTIVE)

<b>Series:</b> 1-0	<b>Games:</b> 7	<b>Wins:</b> 4	<b>Losses:</b> 3
1986-87	Calder Cup Finals	AMERICANS won 4-3	

### AMERICANS VS. SPRINGFIELD KINGS/INDIANS (INACTIVE)

<b>Series:</b> 0-4	<b>Games:</b> 23	<b>Wins:</b> 7	<b>Losses:</b> 16
1959-60	Calder Cup Finals		Springfield won 4-1
1974-75	Semifinals		Springfield won 4-2
1989-90	Calder Cup Finals		Springfield won 4-2
1990-91	Calder Cup Finals		Springfield won 4-2

### AMERICANS VS. ST. CATHARINES SAINTS (INACTIVE)

<b>Series:</b> 1-0	<b>Games:</b> 7	<b>Wins:</b> 4	<b>Losses:</b> 3
1983-84	Quarterfinals	AMERICANS won 4-3	

### AMERICANS VS. SYRACUSE CRUNCH

<b>Series:</b> 3-1	<b>Games:</b> 18	<b>Wins:</b> 11	<b>Losses:</b> 7
1995-96	Conference Finals	AMERICANS won 4-1	
1996-97	Division Semifinals	AMERICANS won 3-0	
2003-04	Division Semifinals	AMERICANS won 4-3	
2017-18	Division Semifinals		Syracuse won 3-0

### AMERICANS VS. TORONTO MARLIES

<b>Series:</b> 0-3	<b>Games:</b> 9	<b>Wins:</b> 0	<b>Losses:</b> 9
2011-12	Conference Quarterfinals		Toronto won 3-0
2012-13	Conference Quarterfinals		Toronto won 3-0
2018-19	Division Semifinals		Toronto won 3-0

### AMERICANS VS. UTICA DEVILS (INACTIVE)

<b>Series:</b> 2-0	<b>Games:</b> 10	<b>Wins:</b> 8	<b>Losses:</b> 2
1989-90	Quarterfinals	AMERICANS won 4-1	
1992-93	Division Semifinals	AMERICANS won 4-1	



# PLAYOFF SERIES SUMMARY

## Playoff History

### CALDER CUP FINALS: 16 series – 103 games (48 wins, 55 losses)

Calder Cup Championships:	6
Against:	Cleveland, Hershey, Maine, Portland, Quebec, Sherbrooke
Calder Cup Runners-up:	10
Against:	Cleveland, Cape Breton, Hartford, Maine, Nova Scotia, Pittsburgh, Providence, Springfield (3)

### CONFERENCE FINALS: 4 series – 20 games (13 wins, 7 losses)

Won:	3
Against:	Hershey, Syracuse, Philadelphia
Lost:	1
Against:	Milwaukee

### LEAGUE SEMIFINALS: 19 series – 102 games (58 wins, 44 losses)

Won:	3
Against:	Baltimore (3), Binghamton (2), Cleveland, Hamilton, Hershey, New Haven (2), Providence, Quebec (2)
Lost:	6
Against:	Adirondack, Buffalo, Binghamton, New Haven, Nova Scotia, Springfield

### DIVISION FINALS: 10 series – 53 games (30 wins, 23 losses)

Won:	6
Against:	Adirondack, Hamilton (2), Hershey, Syracuse (2)
Lost:	4
Against:	Hamilton, Hershey, Binghamton, Philadelphia

### DIVISION SEMIFINALS: 2 series – 6 games (0 wins, 6 losses)

Won:	0
Against:	
Lost:	2
Against:	Syracuse, Toronto

### CONFERENCE QUARTERFINALS: 23 series – 102 games (50 wins, 52 losses)

Won:	11
Against:	Adirondack, Albany, Binghamton, Cleveland, Hershey (2), New Haven, Nova Scotia, Providence, St. Catharines, Utica
Lost:	12
Against:	Adirondack, Baltimore, Boston, Buffalo, Chicago, Cleveland (2), New Haven (2), Philadelphia, Toronto (2)

### QUALIFIER: 2 series – 5 games (1 win, 4 losses)

Won:	0
Against:	
Lost:	2
Against:	Milwaukee, Philadelphia



# PLAYOFFS 1957-2021

## Playoff History

### PLAYOFF HISTORY

YEAR/SERIES	DATE	AWAY	HOME	OT
1957 - Roch. 4 / Prov. 1	March 26 - Game 1	<b>Rochester 1</b>	Providence 0	
	March 28 - Game 2	<b>Rochester 1</b>	Providence 0	
	March 29 - Game 3	<b>Providence 4</b>	Rochester 3	
	March 3 - Game 4	Providence 1	<b>Rochester 5</b>	
	April 3 - Game 5	<b>Rochester 4</b>	Providence 2	
1957 - Clev. 4 / Roch. 1	April 9 - Game 1	Rochester 1	<b>Cleveland 2</b>	OT
	April 10 - Game 2	Cleveland 2	<b>Rochester 3</b>	OT
	April 13 - Game 3	Rochester 1	<b>Cleveland 5</b>	
	April 14 - Game 4	<b>Cleveland 6</b>	Rochester 3	
	April 17 - Game 5	Rochester 4	<b>Cleveland 5</b>	2OT
1958 - Amerks did not make the playoffs				
1959 - Buff. 4 / Roch. 1	March 25 - Game 1	Rochester 2	<b>Buffalo 3</b>	
	March 28 - Game 2	Rochester 0	<b>Buffalo 1</b>	OT
	April 3 - Game 3	Buffalo 1	<b>Rochester 4</b>	
	April 5 - Game 4	<b>Buffalo 3</b>	Rochester 2	OT
	April 7 - Game 5	Rochester 2	<b>Buffalo 3</b>	
1960 - Roch. 4 / Clev. 3	March 30 - Game 1	<b>Cleveland 2</b>	Rochester 0	
	April 1 - Game 2	<b>Cleveland 2</b>	Rochester 1	
	April 2 - Game 3	Rochester 5	<b>Cleveland 7</b>	
	April 3 - Game 4	<b>Rochester 5</b>	Cleveland 3	
	April 5 - Game 5	Cleveland 1	<b>Rochester 4</b>	
	April 9 - Game 6	<b>Rochester 5</b>	Cleveland 3	
	April 10 - Game 7	Cleveland 1	<b>Rochester 4</b>	
1960 - Spr. 4 / Roch. 1 Springfield wins Calder Cup	April 13 - Game 1	Rochester 2	<b>Springfield 3</b>	
	April 16 - Game 2	Rochester 2	<b>Springfield 3</b>	
	April 17 - Game 3	Springfield 2	<b>Rochester 7</b>	
	April 19 - Game 4	<b>Springfield 3</b>	Rochester 2	
	April 22 - Game 5	Rochester 3	<b>Springfield 6</b>	
1961 - Amerks did not make the playoffs				
1962 - Buff. 2 / Roch. 0	April 4 - Game 1	Rochester 2	<b>Buffalo 3</b>	
	April 6 - Game 2	<b>Buffalo 5</b>	Rochester 1	
1963 - Clev. 2 / Roch. 0	April 3 - Game 1	Rochester 3	<b>Cleveland 6</b>	
	April 5 - Game 2	<b>Cleveland 6</b>	Rochester 3	
1964 - Clev. 2 / Roch. 0	April 1 - Game 1	<b>Cleveland 6</b>	Rochester 3	
	April 4 - Game 2	Rochester 1	<b>Cleveland 4</b>	
1965/A - Roch. 4 / Que. 1	March 31 - Game 1	Quebec 2	<b>Rochester 4</b>	
	April 2 - Game 2	Quebec 1	<b>Rochester 5</b>	
	April 4 - Game 3	Rochester 3	<b>Quebec 5</b>	
	April 7 - Game 4	<b>Rochester 5</b>	Quebec 1	
	April 8 - Game 5	Quebec 2	<b>Rochester 5</b>	



# PLAYOFFS 1957-2021

## Playoff History

### PLAYOFF HISTORY

YEAR/SERIES	DATE	AWAY	HOME	OT
1965/E - Roch. 4 / Hers. 1  Rochester wins Calder Cup	April 21 - Game 1	Hershey 1	<b>Rochester 2</b>	OT
	April 23 - Game 2	Hershey 3	<b>Rochester 8</b>	
	April 24 - Game 3	Rochester 2	<b>Hershey 5</b>	
	April 28 - Game 4	<b>Rochester 3</b>	Hershey 2	
	April 30 - Game 5	Hershey 2	<b>Rochester 6</b>	
1966/A - Roch. 4 / Que. 2	April 13 - Game 1	<b>Rochester 3</b>	Quebec 2	
	April 17 - Game 2	Rochester 2	<b>Quebec 5</b>	
	April 20 - Game 3	<b>Quebec 5</b>	Rochester 3	
	April 23 - Game 4	Quebec 2	<b>Rochester 7</b>	
	April 24 - Game 5	<b>Rochester 4</b>	Quebec 2	
	April 27 - Game 6	Quebec 3	<b>Rochester 6</b>	
1966/E - Roch. 4 / Clev. 2  Rochester wins Calder Cup	April 30 - Game 1	Cleveland 0	<b>Rochester 4</b>	
	May 4 - Game 2	Rochester 1	<b>Cleveland 2</b>	
	May 7 - Game 3	Rochester 1	<b>Cleveland 5</b>	
	May 8 - Game 4	Cleveland 1	<b>Rochester 3</b>	
	May 10 - Game 5	Cleveland 0	<b>Rochester 7</b>	
	May 13 - Game 6	<b>Rochester 3</b>	Cleveland 2	
1967/C - Roch. 3 / Clev. 2	April 5 - Game 1	<b>Cleveland 4</b>	Rochester 1	OT
	April 7 - Game 2	<b>Cleveland 4</b>	Rochester 1	
	April 8 - Game 3	<b>Rochester 3</b>	Cleveland 2	
	April 11 - Game 4	<b>Rochester 2</b>	Cleveland 0	
	April 12 - Game 5	Cleveland 1	<b>Rochester 3</b>	
1967/D - Roch. 3 / Balt. 1	April 16 - Game 1	Baltimore 3	<b>Rochester 4</b>	3OT
	April 18 - Game 2	<b>Baltimore 5</b>	Rochester 3	
	April 21 - Game 3	<b>Rochester 4</b>	Baltimore 0	
	April 23 - Game 4	<b>Rochester 7</b>	Baltimore 5	
1967/E - Pitts. 4 / Roch. 0  Pittsburgh wins Calder Cup	April 26 - Game 1	Rochester 1	<b>Pittsburgh 7</b>	OT
	April 28 - Game 2	<b>Pittsburgh 2</b>	Rochester 1	
	April 29 - Game 3	Rochester 1	<b>Pittsburgh 5</b>	
	April 30 - Game 4	Rochester 3	<b>Pittsburgh 4</b>	
1968/A - Roch. 4 / Hers. 1	April 3 - Game 1	Hershey 2	<b>Rochester 4</b>	OT
	April 5 - Game 2	Hershey 1	<b>Rochester 4</b>	
	April 6 - Game 3	<b>Rochester 2</b>	Hershey 1	
	April 10 - Game 4	Rochester 1	<b>Hershey 7</b>	
	April 12 - Game 5	Hershey 2	<b>Rochester 5</b>	
1968/D - Roch. 4 / Que. 2  Rochester wins Calder Cup	April 24 - Game 1	Quebec 2	<b>Rochester 4</b>	OT
	April 26 - Game 2	Quebec 2	<b>Rochester 4</b>	
	April 28 - Game 3	Rochester 3	<b>Quebec 6</b>	
	April 30 - Game 4	Rochester 5	<b>Quebec 6</b>	
	May 3 - Game 5	Quebec 3	<b>Rochester 4</b>	
	May 4 - Game 6	<b>Rochester 4</b>	Quebec 2	

1969-72 - Amerks did not make the playoffs



# PLAYOFFS 1957-2021

## Playoff History

### PLAYOFF HISTORY

YEAR/SERIES	DATE	AWAY	HOME	OT
1973 - Bos. 4 / Roch. 2	April 3 - Game 1	Rochester 2	<b>Boston 3</b>	OT
	April 7 - Game 2	Rochester 4	<b>Boston 6</b>	
	April 8 - Game 3	Boston 4	<b>Rochester 5</b>	
	April 11 - Game 4	Boston 3	<b>Rochester 5</b>	
	April 13 - Game 5	Rochester 4	<b>Boston 5</b>	
	April 15 - Game 6	<b>Boston 6</b>	Rochester 4	
1974/A - N.H. 4 / Roch. 2	April 3 - Game 1	New Haven 3	<b>Rochester 4</b>	OT
	April 5 - Game 2	New Haven 1	<b>Rochester 2</b>	
	April 10 - Game 3	Rochester 2	<b>New Haven 5</b>	
	April 13 - Game 4	Rochester 4	<b>New Haven 5</b>	
	April 14 - Game 5	<b>New Haven 4</b>	Rochester 1	
	April 16 - Game 6	Rochester 3	<b>New Haven 6</b>	
1975/B - Roch. 4 / N.S. 2	April 2 - Game 1	<b>Nova Scotia 3</b>	Rochester 2	OT OT
	April 6 - Game 2	Nova Scotia 4	<b>Rochester 5</b>	
	April 9 - Game 3	<b>Rochester 2</b>	Nova Scotia 1	
	April 11 - Game 4	<b>Rochester 2</b>	Nova Scotia 1	
	April 13 - Game 4	<b>Nova Scotia 6</b>	Rochester 3	
	April 16 - Game 6	<b>Rochester 5</b>	Nova Scotia 2	
1975/E - Spr. 4 / Roch. 2	April 18 - Game 1	Springfield 2	<b>Rochester 5</b>	OT
	April 20 - Game 2	Rochester 4	<b>Springfield 5</b>	
	April 22 - Game 3	Springfield 2	<b>Rochester 4</b>	
	April 23 - Game 4	Rochester 1	<b>Springfield 6</b>	
	April 25 - Game 5	<b>Springfield 5</b>	Rochester 2	
	April 27 - Game 6	Rochester 3	<b>Springfield 4</b>	
1976 - Roch. 3 / Prov. 0	April 4 - Game 1	Providence 3	<b>Rochester 5</b>	
	April 7 - Game 2	<b>Rochester 3</b>	Providence 1	
	April 9 - Game 3	Providence 4	<b>Rochester 6</b>	
1976 - N. S. 4 / Roch. 0	April 12 - Game 1	Rochester 2	<b>Nova Scotia 6</b>	
	April 14 - Game 2	Rochester 3	<b>Nova Scotia 5</b>	
	April 16 - Game 3	<b>Nova Scotia 5</b>	Rochester 1	
	April 18 - Game 4	<b>Nova Scotia 6</b>	Rochester 3	
1977 - Roch. 4 / N. H. 2	April 2 - Game 1	Rochester 1	<b>New Haven 2</b>	
	April 3 - Game 2	<b>New Haven 5</b>	Rochester 3	
	April 6 - Game 3	<b>Rochester 5</b>	New Haven 2	
	April 8 - Game 4	New Haven 3	<b>Rochester 6</b>	
	April 9 - Game 5	<b>Rochester 6</b>	New Haven 4	
	April 10 - Game 6	New Haven 4	<b>Rochester 5</b>	
1977 - N.S. 4 / Roch. 2	April 18 - Game 1	<b>Rochester 4</b>	Nova Scotia 3	
	April 20 - Game 2	Rochester 1	<b>Nova Scotia 5</b>	
	April 22 - Game 3	Nova Scotia 2	<b>Rochester 3</b>	
	April 24 - Game 4	<b>Nova Scotia 5</b>	Rochester 3	
	April 27 - Game 5	Rochester 1	<b>Nova Scotia 3</b>	
	April 30 - Game 6	<b>Nova Scotia 4</b>	Rochester 3	



# PLAYOFFS 1957-2021

## Playoff History

### PLAYOFF HISTORY

YEAR/SERIES	DATE	AWAY	HOME	OT
1978 - N.H. 4 / Roch. 2	April 19 - Game 1	New Haven 1	<b>Rochester 6</b>	
	April 20 - Game 2	Rochester 1	<b>New Haven 2</b>	
	April 23 - Game 3	New Haven 4	<b>Rochester 7</b>	
	April 25 - Game 4	Rochester 3	<b>New Haven 4</b>	
	April 26 - Game 5	<b>New Haven 4</b>	Rochester 3	
	April 28 - Game 6	Rochester 1	<b>New Haven 2</b>	
1979 - Amerks did not make the playoffs				
1980/C - N. H. 4 / Roch. 0	April 8 - Game 1	Rochester 1	<b>New Haven 4</b>	
	April 10 - Game 2	<b>New Haven 4</b>	Rochester 2	
	April 12 - Game 3	Rochester 4	<b>New Haven 8</b>	
	April 15 - Game 4	<b>New Haven 6</b>	Rochester 4	
1981 - Amerks did not make the playoffs				
1982/D - Roch. 3 / N. H. 1	April 7 - Game 1	New Haven 3	<b>Rochester 4</b>	
	April 8 - Game 2	New Haven 7	<b>Rochester 8</b>	2OT
	April 10 - Game 3	Rochester 2	<b>New Haven 3</b>	4OT
	April 14 - Game 4	<b>Rochester 5</b>	New Haven 2	
1982/F - Bing. 4 / Roch. 1	April 17 - Game 1	Rochester 3	<b>Binghamton 5</b>	
	April 21 - Game 2	Rochester 3	<b>Binghamton 5</b>	
	April 23 - Game 3	Binghamton 2	<b>Rochester 4</b>	
	April 25 - Game 4	<b>Binghamton 5</b>	Rochester 1	
	April 26 - Game 5	Rochester 3	<b>Binghamton 5</b>	
1983/C - Roch. 4 / Bing. 1	April 5 - Game 1	<b>Binghamton 6</b>	Rochester 5	
	April 7 - Game 2	<b>Rochester 5</b>	Binghamton 3	
	April 10 - Game 3	Binghamton 5	<b>Rochester 7</b>	
	April 13 - Game 4	<b>Rochester 4</b>	Binghamton 3	
	April 14 - Game 5	Binghamton 2	<b>Rochester 5</b>	OT
1983/F - Roch. 4 / N.H. 3	April 20 - Game 1	New Haven 3	<b>Rochester 6</b>	
	April 22 - Game 2	<b>New Haven 3</b>	Rochester 2	OT
	April 25 - Game 3	<b>Rochester 5</b>	New Haven 4	2OT
	April 26 - Game 4	<b>Rochester 2</b>	New Haven 1	2OT
	April 29 - Game 5	<b>New Haven 4</b>	Rochester 3	
	May 3 - Game 6	Rochester 2	<b>New Haven 4</b>	
	May 6 - Game 7	New Haven 2	<b>Rochester 4</b>	
1983/G - Roch. 4 / Maine 0	May 13 - Game 1	Maine 2	<b>Rochester 3</b>	
	May 15 - Game 2	Maine 3	<b>Rochester 4</b>	
	May 17 - Game 3	<b>Rochester 5</b>	Maine 1	
	May 19 - Game 4	<b>Rochester 3</b>	Maine 1	
Rochester wins Calder Cup				



# PLAYOFFS 1957-2021

## Playoff History

### PLAYOFF HISTORY

YEAR/SERIES	DATE	AWAY	HOME	OT
1984/D - Roch. 4 / St. Cath. 3	April 5 - Game 1	St. Catharines 4 Rochester 5 St. Catharines 3 Rochester 2 St. Catharines 4 Rochester 1 St. Catharines 2	Rochester 3	OT
	April 6 - Game 2		St. Catharines 3	
	April 8 - Game 3		Rochester 5	
	April 11 - Game 4		St. Catharines 3	
	April 13 - Game 5		Rochester 9	
	April 16 - Game 6		St. Catharines 4	
	April 17 - Game 7		Rochester 4	
1984/F - Roch. 4 / Balt. 2	April 20 - Game 1	Rochester 5	Baltimore 1	OT
	April 22 - Game 2	Rochester 2	Baltimore 5	
	April 25 - Game 3	Baltimore 6	Rochester 5	
	April 27 - Game 4	Baltimore 4	Rochester 5	
	April 29 - Game 5	Rochester 7	Baltimore 3	
	May 2 - Game 6	Baltimore 2	Rochester 3	
1984/G - Maine 4 / Roch. 1	May 6 - Game 1	Maine 5	Rochester 6	OT
	May 9 - Game 2	Maine 6	Rochester 5	
	May 11 - Game 3	Rochester 4	Maine 7	
	May 12 - Game 4	Rochester 2	Maine 3	
	May 16 - Game 5	Maine 5	Rochester 2	
Maine wins Calder Cup				
1985/D - Balt. 4 / Roch. 1	April 11 - Game 1	Rochester 3	Baltimore 2	OT
	April 13 - Game 2	Rochester 5	Baltimore 6	
	April 14 - Game 3	Baltimore 8	Rochester 5	
	April 17 - Game 4	Baltimore 6	Rochester 5	
	April 20 - Game 5	Rochester 1	Baltimore 6	
1986 – Amerks did not make the playoffs				
1987/C - Roch. 4 / Hers. 1	April 9 - Game 1 *	Hershey 2	Rochester 5	OT
	April 11 - Game 2 *	Hershey 4	Rochester 5	
	April 12 - Game 3	Rochester 1	Hershey 3	
	April 15 - Game 4	Rochester 6	Hershey 5	
	April 17 - Game 5	Hershey 3	Rochester 7	
*Games 1&2 at Buffalo				
1987/F - Roch. 4 / Bing. 2	April 23 - Game 1	Binghamton 0	Rochester 2	OT
	April 24 - Game 2	Rochester 4	Binghamton 1	
	April 26 - Game 3	Binghamton 5	Rochester 2	
	April 27 - Game 4	Rochester 6	Binghamton 1	
	April 29 - Game 5	Binghamton 3	Rochester 2	
	May 2 - Game 6	Binghamton 2	Rochester 4	
1987/G - Roch. 4 / Sher. 3	May 7 - Game 1	Rochester 5	Sherbrooke 7	
	May 9 - Game 2	Rochester 4	Sherbrooke 3	
	May 12 - Game 3	Sherbrooke 4	Rochester 6	
	May 14 - Game 4	Sherbrooke 7	Rochester 3	
	May 17 - Game 5	Rochester 1	Sherbrooke 6	
	May 20 - Game 6	Sherbrooke 4	Rochester 7	
	May 23 - Game 7	Rochester 4	Sherbrooke 2	
	Rochester wins Calder Cup			



# PLAYOFFS 1957-2021

## Playoff History

### PLAYOFF HISTORY

YEAR/SERIES	DATE	AWAY	HOME	OT
1988/D - Adir. 4 / Roch. 3	April 8 - Game 1	Adirondack 4	<b>Rochester 6</b>	
	April 10 - Game 2	Adirondack 3	<b>Rochester 5</b>	
	April 13 - Game 3	Rochester 1	<b>Adirondack 2</b>	
	April 15 - Game 4	Rochester 4	<b>Adirondack 5</b>	OT
	April 17 - Game 5	Adirondack 3	<b>Rochester 5</b>	
	April 19 - Game 6	Rochester 4	<b>Adirondack 5</b>	OT
	April 21 - Game 7	<b>Adirondack 6</b>	Rochester 4	
1989 - Amerks did not make the playoffs				
1990/C - Roch. 4 / Utica 1	April 5 - Game 1	Utica 4	<b>Rochester 5</b>	
	April 7 - Game 2	<b>Rochester 3</b>	Utica 1	
	April 10 - Game 3	Utica 1	<b>Rochester 3</b>	
	April 11 - Game 4	Rochester 3	<b>Utica 7</b>	
	April 13 - Game 5	Utica 2	<b>Rochester 6</b>	
1990/F - Roch. 4 / Balt. 2	April 17 - Game 1	Baltimore 4	<b>Rochester 6</b>	
	April 20 - Game 2	Baltimore 1	<b>Rochester 4</b>	
	April 21 - Game 3	Rochester 0	<b>Baltimore 2</b>	
	April 23 - Game 4	Rochester 1	<b>Baltimore 3</b>	
	April 25 - Game 5	Baltimore 4	<b>Rochester 5</b>	OT
	April 28 - Game 6	<b>Rochester 8</b>	Baltimore 5	
1990/G - Spg. 4 / Roch. 2	May 4 - Game 1	<b>Springfield 7</b>	Rochester 6	
	May 6 - Game 2	<b>Springfield 3</b>	Rochester 1	
	May 8 - Game 3	<b>Rochester 5</b>	Springfield 1	
	May 11 - Game 4	<b>Rochester 6</b>	Springfield 5	
	May 13 - Game 5	<b>Springfield 2</b>	Rochester 1	OT
Springfield wins Calder Cup	May 18 - Game 6	Rochester 3	<b>Springfield 4</b>	OT
1991/E - Roch. 4 / Hers. 1	April 5 - Game 1	<b>Hershey 4</b>	Rochester 3	OT
	April 7 - Game 2	Hershey 1	<b>Rochester 4</b>	
	April 9 - Game 3	<b>Rochester 7</b>	Hershey 4	
	April 11 - Game 4	<b>Rochester 5</b>	Hershey 2	
	April 13 - Game 5	Hershey 1	<b>Rochester 4</b>	
1991/H - Roch. 4 / Bing. 0	April 24 - Game 1	Binghamton 5	<b>Rochester 8</b>	
	April 26 - Game 2	<b>Rochester 4</b>	Binghamton 1	
	April 28 - Game 3	Binghamton 3	<b>Rochester 4</b>	OT
	May 1 - Game 4	<b>Rochester 6</b>	Binghamton 4	
1991/J - Spr. 4 / Roch. 2	May 9 - Game 1	Springfield 3	<b>Rochester 6</b>	
	May 11 - Game 2	Springfield 2	<b>Rochester 3</b>	
	May 18 - Game 3	Rochester 1	<b>Springfield 5</b>	
	May 20 - Game 4	Rochester 1	<b>Springfield 2</b>	OT
	May 22 - Game 5	<b>Springfield 6</b>	Rochester 3	
Springfield wins Calder Cup	May 24 - Game 6	Rochester 3	<b>Springfield 5</b>	



# PLAYOFFS 1957-2021

## Playoff History

### PLAYOFF HISTORY

YEAR/SERIES	DATE	AWAY	HOME	OT
1992/F - Roch. 4 / Hers. 2	April 8 - Game 1	Hershey 3	<b>Rochester 4</b>	OT
	April 10 - Game 2	Hershey 3	<b>Rochester 4</b>	
	April 12 - Game 3	<b>Rochester 5</b>	Hershey 3	
	April 15 - Game 4	Rochester 4	<b>Hershey 5</b>	OT
	April 17 - Game 5	<b>Hershey 2</b>	Rochester 1	
	April 18 - Game 6	<b>Rochester 2</b>	Hershey 0	
1992/J - Roch. 4 / Bing. 3	April 24 - Game 1	Rochester 1	<b>Binghamton 6</b>	
	April 26 - Game 2	Binghamton 2	<b>Rochester 4</b>	
	April 29 - Game 3	Rochester 1	<b>Binghamton 3</b>	
	May 2 - Game 4	<b>Binghamton 4</b>	Rochester 2	
	May 3 - Game 5	<b>Rochester 4</b>	Binghamton 2	
	May 6 - Game 6	Binghamton 3	<b>Rochester 4</b>	
	May 8 - Game 7	<b>Rochester 4</b>	Binghamton 2	
1992/K - Adir. 2 / Roch. 1	May 11 - Game 1	Rochester 2	<b>Adirondack 3</b>	
	May 13 - Game 2	Adirondack 2	<b>Rochester 3</b>	
	May 15 - Game 3	<b>Adirondack 5</b>	Rochester 3	
1993/F - Roch. 4 / Utica 1	April 16 - Game 1	<b>Utica 3</b>	Rochester 2	OT
	April 17 - Game 2	Utica 3	<b>Rochester 9</b>	
	April 20 - Game 3	<b>Rochester 6</b>	Utica 4	
	April 22 - Game 4	<b>Rochester 4</b>	Utica 3	OT
	April 24 - Game 5	Utica 2	<b>Rochester 3</b>	
1993/J - Roch. 4 / Bing. 3	May 3 - Game 1	<b>Rochester 4</b>	Binghamton 2	
	May 5 - Game 2	Rochester 3	<b>Binghamton 4</b>	OT
	May 7 - Game 3	Binghamton 1	<b>Rochester 5</b>	
	May 9 - Game 4	<b>Binghamton 3</b>	Rochester 2	
	May 12 - Game 5	Rochester 2	<b>Binghamton 4</b>	
	May 14 - Game 6	Binghamton 5	<b>Rochester 7</b>	
	May 17 - Game 7	<b>Rochester 3</b>	Binghamton 2	
1993/L - C.B. 4 / Roch. 1	May 21 - Game 1	Cape Breton 4	<b>Rochester 5</b>	OT
	May 23 - Game 2	<b>Cape Breton 6</b>	Rochester 1	
	May 26 - Game 3	Rochester 2	<b>Cape Breton 5</b>	
	May 28 - Game 4	Rochester 3	<b>Cape Breton 5</b>	
	May 30 - Game 5	Rochester 2	<b>Cape Breton 7</b>	
Cape Breton wins Calder Cup				
1994/E - Hers. 4 / Roch. 0	April 13 - Game 1	Rochester 3	<b>Hershey 5</b>	
	April 15 - Game 2	Rochester 4	<b>Hershey 5</b>	OT
	April 17 - Game 3	<b>Hershey 4</b>	Rochester 1	
	April 20 - Game 4	<b>Hershey 4</b>	Rochester 3	OT
1995/E - Bing. 4 / Roch. 1	April 12 - Game 1	Rochester 3	<b>Binghamton 4</b>	
	April 14 - Game 2	Rochester 1	<b>Binghamton 3</b>	
	April 15 - Game 3	Binghamton 2	<b>Rochester 3</b>	
	April 19 - Game 4	<b>Binghamton 8</b>	Rochester 0	
	April 21 - Game 5	Rochester 3	<b>Binghamton 4</b>	OT



# PLAYOFFS 1957-2021

## Playoff History

### PLAYOFF HISTORY

YEAR/SERIES	DATE	AWAY	HOME	OT
1996/H - Roch. 3 / Adir. 0	April 19 - Game 1	<b>Rochester 4</b>	Adirondack 1	
	April 20 - Game 2	<b>Rochester 3</b>	Adirondack 1	
	April 26 - Game 3	Adirondack 0	<b>Rochester 6</b>	
1996/M - Roch. 4 / Corn. 0	May 1 - Game 1	Cornwall 2	<b>Rochester 3</b>	
	May 3 - Game 2	Cornwall 3	<b>Rochester 6</b>	
	May 5 - Game 3	<b>Rochester 3</b>	Cornwall 1	
	May 7 - Game 4	<b>Rochester 3</b>	Cornwall 2	OT
1996/O - Roch. 4 / Syr. 1	May 17 - Game 1	Syracuse 2	<b>Rochester 5</b>	
	May 19 - Game 2	Syracuse 4	<b>Rochester 6</b>	
	May 22 - Game 3	Rochester 2	<b>Syracuse 4</b>	
	May 24 - Game 4	<b>Rochester 4</b>	Syracuse 1	
	May 25 - Game 5	Syracuse 5	<b>Rochester 6</b>	OT
1996/P - Roch. 4 / Port. 3	June 1 - Game 1	Portland 3	<b>Rochester 5</b>	
	June 2 - Game 2	Portland 1	<b>Rochester 5</b>	
	June 5 - Game 3	Rochester 2	<b>Portland 3</b>	
	June 8 - Game 4	Rochester 4	<b>Portland 5</b>	
	June 9 - Game 5	<b>Rochester 5</b>	Portland 4	
	June 11 - Game 6	<b>Portland 5</b>	Rochester 1	OT
	June 13 - Game 7	Portland 1	<b>Rochester 2</b>	
Rochester wins Calder Cup				
1997/E - Roch. 3 / Syr. 0	April 18 - Game 1	Syracuse 4	<b>Rochester 7</b>	
	April 19 - Game 2	Syracuse 2	<b>Rochester 6</b>	
	April 23 - Game 3	<b>Rochester 3</b>	Syracuse 2	
1997/K - Alb. 4 / Roch. 3	April 30 - Game 1	<b>Albany 3</b>	Rochester 2	OT
	May 2 - Game 2	<b>Albany 5</b>	Rochester 3	
	May 4 - Game 3	<b>Rochester 5</b>	Albany 2	
	May 7 - Game 4	Rochester 2	<b>Albany 3</b>	OT
	May 9 - Game 5	Albany 2	<b>Rochester 4</b>	
	May 11 - Game 6	<b>Rochester 6</b>	Albany 2	
	May 14 - Game 7	<b>Albany 6</b>	Rochester 2	
1998/G - Phil. 3 / Roch.1	April 14 - Game 1	Rochester 2	<b>Philadelphia 5</b>	
	April 16 - Game 2	<b>Rochester 5</b>	Philadelphia 2	
	April 18 - Game 3	<b>Philadelphia 5</b>	Rochester 2	
	April 19 - Game 4	<b>Philadelphia 6</b>	Rochester 3	
1999/E - Roch. 3 / Adir. 0	April 21 - Game 1	Adirondack 2	<b>Rochester 3</b>	OT
	April 23 - Game 2	Adirondack 2	<b>Rochester 5</b>	
	April 23 - Game 3	<b>Rochester 2</b>	Adirondack 1	
1999/L - Roch. 4 / Ham. 2	May 5 - Game 1	Hamilton 1	<b>Rochester 3</b>	
	May 7 - Game 2	Hamilton 2	<b>Rochester 5</b>	
	May 8 - Game 3	Rochester 1	<b>Hamilton 2</b>	
	May 11 - Game 4	Rochester 2	<b>Hamilton 3</b>	
	May 14 - Game 5	Hamilton 1	<b>Rochester 3</b>	
	May 16 - Game 6	<b>Rochester 4</b>	Hamilton 2	OT



# PLAYOFFS 1957-2021

## Playoff History

### PLAYOFF HISTORY

YEAR/ SERIES	DATE	AWAY	HOME	OT
1999/O - Roch. 4 / Phil. 2	May 20 - Game 1	Rochester 2	Philadelphia 3	OT
	May 22 - Game 2	Rochester 2	Philadelphia 5	
	May 26 - Game 3	Philadelphia 0	Rochester 3	
	May 28 - Game 4	Philadelphia 1	Rochester 6	
	May 30 - Game 5	Philadelphia 1	Rochester 2	
	June 1 - Game 6	Rochester 4	Philadelphia 2	
1999/P - Prov. 4 / Roch. 1	June 5 - Game 1	Rochester 2	Providence 4	3OT
	June 6 - Game 2	Rochester 0	Providence 6	
	June 9 - Game 3	Providence 3	Rochester 2	
	June 11 - Game 4	Providence 2	Rochester 4	
	June 13 - Game 5	Rochester 1	Providence 5	
Providence wins Calder Cup				
2000/E - Roch. 3 / Alb. 2	April 12 – Game 1	Albany 0	Rochester 4	
	April 14 – Game 2	Albany 0	Rochester 4	
	April 16 – Game 3	Rochester 1	Albany 5	
	April 17 – Game 4	Rochester 0	Albany 2	
	April 19 – Game 5	Albany 0	Rochester 2	
2000/L - Roch. 4 / Ham. 2	April 22 – Game 1	Hamilton 0	Rochester 4	
	April 26 – Game 2	Rochester 1	Hamilton 3	
	April 28 – Game 3	Hamilton 3	Rochester 4	
	April 30 – Game 4	Rochester 3	Hamilton 0	
	May 3 – Game 5	Hamilton 6	Rochester 5	
	May 5 – Game 6	Rochester 3	Hamilton 0	
2000/O - Roch. 4 / Hers. 0	May 7 – Game 1	Hershey 1	Rochester 2	
	May 9 – Game 2	Hershey 4	Rochester 8	
	May 11 – Game 3	Rochester 3	Hershey 2	
	May 13 – Game 4	Rochester 6	Hershey 1	
2000/P - Hart. 4 / Roch. 2	May 24 – Game 1	Rochester 0	Hartford 1	
	May 26 – Game 2	Rochester 4	Hartford 1	
	May 28 – Game 3	Hartford 3	Rochester 1	
	May 31 – Game 4	Hartford 2	Rochester 4	
	June 2 – Game 5	Rochester 0	Hartford 2	
	June 4 – Game 6	Hartford 4	Rochester 1	
Hartford wins Calder Cup				
2001/E – Phil. 3 / Roch. 1	April 11 – Game 1	Philadelphia 3	Rochester 4	OT
	April 13 – Game 2	Rochester 1	Philadelphia 2	
	April 14 – Game 3	Philadelphia 2	Rochester 0	
	April 16 – Game 4	Rochester 2	Philadelphia 4	
2002/Q2 – Phil. 2 / Roch. 0	April 9 – Game 1	Rochester 2	Philadelphia 4	
	April 11 – Game 2	Rochester 2	Philadelphia 3	
2003/Q1 – Mil. 2 / Roch. 1	April 10 – Game 1	Rochester 3	Milwaukee 4	OT
	April 12 – Game 2	Rochester 6	Milwaukee 3	
	April 13 – Game 3	Rochester 1	Milwaukee 6	



# PLAYOFFS 1957-2021

## Playoff History

### PLAYOFF HISTORY

YEAR/SERIES	DATE	AWAY	HOME	OT
2004/F – Roch. 4 / Syr. 3	April 16 – Game 1	Rochester 2	Syracuse 3	
	April 17 – Game 2	Rochester 6	Syracuse 0	
	April 21 – Game 3	Syracuse 3	Rochester 2	
	April 23 – Game 4	Syracuse 3	Rochester 2	
	April 25 – Game 5	Rochester 6	Syracuse 0	
	April 28 – Game 6	Syracuse 5	Rochester 7	
	May 1 – Game 7	Rochester 4	Syracuse 3	OT
2004/K – Roch. 4 / Ham. 0	May 5 – Game 1	Rochester 2	Hamilton 0	
	May 6 – Game 2	Rochester 4	Hamilton 1	
	May 8 – Game 3	Hamilton 1	Rochester 5	
	May 9 – Game 4	Hamilton 1	Rochester 3	
2004/N – Mil. 4 / Roch. 1	May 18 – Game 1	Rochester 1	Milwaukee 2	
	May 20 – Game 2	Rochester 4	Milwaukee 1	
	May 22 – Game 3	Milwaukee 2	Rochester 1 *	OT
	May 23 – Game 4	Milwaukee 3	Rochester 2 *	
	May 26 – Game 5	Milwaukee 4	Rochester 1	
*Games played at HSBC Arena in Buffalo				
2005/E – Roch. 4 / Ham. 0	April 20 – Game 1	Hamilton 1	Rochester 3	
	April 22 – Game 2	Hamilton 1	Rochester 2	
	April 24 – Game 3	Rochester 4	Hamilton 3	
	April 26 – Game 4	Rochester 5	Hamilton 4	
2005/K – Man. 4 / Roch. 1	May 4 – Game 1	Manitoba 2	Rochester 4	
	May 6 – Game 2	Manitoba 1	Rochester 0	
	May 9 – Game 3	Rochester 4	Manitoba 5	OT
	May 11 – Game 4	Rochester 1	Manitoba 2	
	May 13 – Game 5	Rochester 2	Manitoba 5	
2006 - Amerks did not make the playoffs				
2007/F – Ham. 4 / Roch. 2	April 19 – Game 1	Hamilton 2	Rochester 0	
	April 21 – Game 2	Hamilton 1	Rochester 3	
	April 22 – Game 3	Rochester 4	Hamilton 5	2OT
	April 24 – Game 4	Rochester 4	Hamilton 3	
	April 26 – Game 5	Hamilton 4	Rochester 2	
	April 28 – Game 6	Rochester 2	Hamilton 6	
2008 – Amerks did not make playoffs				
2009 – Amerks did not make playoffs				
2010/F – Abb. 4 / Roch. 3	April 15 – Game 1	Abbotsford 3	Rochester 2	
	April 17 – Game 2	Abbotsford 1	Rochester 4	
	April 19 – Game 3	Rochester 8	Abbotsford 4	
	April 21 – Game 4	Rochester 6	Abbotsford 1	
	April 23 – Game 5	Rochester 1	Abbotsford 3	
	April 25 – Game 6	Abbotsford 5	Rochester 1	
	April 27 – Game 7	Abbotsford 2	Rochester 0	



# PLAYOFFS 1957-2021

## Playoff History

### PLAYOFF HISTORY

YEAR/SERIES	DATE	AWAY	HOME	OT
2011 – Amerks did not make playoffs				
2012/F – Tor. 3 / Roch. 0	April 19 – Game 1	Rochester 3	<b>Toronto 4</b>	6,244
	April 21 – Game 2	Rochester 3	<b>Toronto 4</b>	7,816
	April 23 – Game 3	<b>Toronto 3</b>	Rochester 0	7,118
2013/F – Tor. 3 / Roch. 0	April 28 – Game 1	Rochester 3	<b>Toronto 6</b>	5,544
	April 29 – Game 2	Rochester 0	<b>Toronto 2</b>	6,052
	May 1 – Game 3	<b>Toronto 3</b>	Rochester 2	ot 4,565
2014/F – Chi. 3 / Roch. 2	April 25 – Game 1	<b>Chicago 4</b>	Rochester 3	ot 5,710
	April 26 – Game 2	Chicago 2	<b>Rochester 3</b>	6,409
	May 1 – Game 3	Rochester 0	<b>Chicago 4</b>	4,220
	May 2 – Game 4	<b>Rochester 7</b>	Chicago 2	3,473
	May 4 – Game 5	Rochester 2	<b>Chicago 4</b>	3,613
2015 – Amerks did not make playoffs				
2016 – Amerks did not make playoffs				
2017 – Amerks did not make playoffs				
2018/D – Syr. 3 / Roch. 0	April 20 – Game 1	Rochester 2	<b>Syracuse 6</b>	5,112
	April 21 – Game 2	Rochester 5	<b>Syracuse 6</b>	5,979
	April 25 – Game 3	<b>Syracuse 6</b>	Rochester 3	6,145
2019/D – Tor. 3 / Roch. 0	April 19 – Game 1	<b>Toronto 4</b>	Rochester 1	7,502
	April 21 – Game 2	<b>Toronto 3</b>	Rochester 2	ot 4,092
	April 24 – Game 3	Rochester 1	<b>Toronto 3</b>	6,119
2020 – Calder Cup Playoffs canceled on May 11, 2020 due to COVID-19 pandemic				
2021 – No formal Calder Cup Playoffs				



# ALL-TIME TEAM PLAYOFF LEADERS

## Playoff History

### GAMES PLAYED

1	Jody Gage	81
2	Dan Frawley	80
3	Fandy Cunneyworth	67
4	Scott Metcalfe	65
5	Scott Nichol	63
6	Domenic Pittis	57
7	Dean Melanson	54
	Don McSween	54
9	Mike Hurlbut	51
10	Doug Houda	49
11	Denis Hamel	48
12	Jim Wiemer	47
	Stan Smrke	47

### POINTS

1	Jody Gage	79
2	Domenic Pittis	70
3	Dan Frawley	46
4	Gates Orlando	45
5	Geordie Robertson	43
6	Randy Cunneyworth	42
	Jim Wiemer	42
8	Bronco Horvath	41
9	Dixon Ward	35
10	Stan Smrke	33
11	Peter Ciavaglia	32
	Don McSween	32

### GOALS

1	Jody Gage	36
2	Jim Pappin	21
3	Ray Sheppard	20
4	Dan Frawley	19
	Geordie Robertson	19
6	Randy Cunneyworth	18
7	Domenic Pittis	16
8	Bronco Horvath	15
	Stan Smrke	15
	Gates Orlando	15
11	Scott Metcalfe	14
	Sean McKenna	14
	Bob Mongrain	14

### ASSISTS

1	Domenic Pittis	54
2	Jody Gage	43
3	Jim Wiemer	34
4	Gates Orlando	30
5	Dan Frawley	27
6	Bronco Horvath	26
7	Geordie Robertson	24
	Dixon Ward	24
9	J.F. Sauve	23
10	Don McSween	22
11	Peter Ciavaglia	21

### PENALTY MINUTES

1	Randy Cunneyworth	194
2	Jim Hofford	157
3	Dan Frawley	155
4	Scott Metcalfe	138
5	Dale Degray	135
6	Chris Langevin	130
7	Brad Miller	119
8	Rob Ray	115
9	Geordie Robertson	104
10	Lou Crawford	94

### GOALIE GOALS-AGAINST AVERAGE

(minimum 5 games played)

1	Mika Noronen	1.94
2	Ryan Miller	2.37
3	Gerry McNeil	2.40
4	Martin Biron	2.47
5	Steve Shields	2.62
6	Fred Deschenes	2.68
7	Gerry Cheevers	2.81
8	Dave Littman	2.89
	Bobby Perreault	2.89
10	Ed Chadwick	2.92

### GOALIE - GAME PLAYED

1	Bobby Perreault	43
2	Darcy Wakaluk	36
3	Jacques Cloutier	34
4	Mika Noronen	26
5	Ryan Miller	24
	Martin Biron	24
	David Littman	24
8	Steve Shields	20
9	Daren Puppa	18
10	Olaf Kolzig	17
11	Gerry Cheevers	14
	Jim Pettie	14

### GOALIE WINS

1	Bobby Perreault	25
2	Darcy Wakaluk	21
	Jacques Cloutier	21
4	Steve Shields	15
5	Mika Noronen	14
6	Ryan Miller	13
	Martin Biron	13
8	David Littman	12
9	Daren Puppa	10
10	Olaf Kolzig	9
11	Gerry Cheevers	8
12	Jim Pettie	6
	Dave Reece	6



# ALL-TIME TEAM PLAYOFF STATISTICS

## Playoff History

### ALL-TIME PLAYOFF STATISTICS

NAME	SEASON	GP	G	A	PTS	PIM
Adam, Luke	11-12	3	0	1	1	4
Adam, Luke	12-13	3	0	0	0	2
Adam, Luke	13-14	5	2	2	4	4
<b>TOTAL</b>		<b>11</b>	<b>2</b>	<b>3</b>	<b>5</b>	<b>10</b>
Adduono, Jeremy	99-00	21	6	11	17	2
Adduono, Jeremy	00-01	4	1	0	1	4
Adduono, Jeremy	01-02	2	1	0	1	0
<b>TOTAL</b>		<b>27</b>	<b>8</b>	<b>11</b>	<b>19</b>	<b>6</b>
Adduono, Rick	75-76	7	2	1	3	7
Adduono, Rick	76-77	8	3	1	4	2
Adduono, Rick	77-78	6	1	2	3	6
<b>TOTAL</b>		<b>21</b>	<b>6</b>	<b>4</b>	<b>10</b>	<b>15</b>
Afinogenov, Maxim	99-00	8	3	1	4	4
Aldcorn, Gary	56-57	10	1	4	5	2
Aldcorn, Gary	58-59	5	0	2	2	0
<b>TOTAL</b>		<b>15</b>	<b>1</b>	<b>6</b>	<b>7</b>	<b>2</b>
Aldred, Jim	83-84	11	2	0	2	33
Aldous, Chris	99-00	4	0	1	1	0
Ambroziak, Peter	92-93	12	4	3	7	16
Amodeo, Mike	75-76	3	0	1	1	0
Anderson, Brad	77-78	6	1	1	2	6
Anderson, Earl	77-78	6	1	2	3	2
Anderson, Craig	06-07	6	0	0	0	4
Anderson, Shawn	89-90	9	1	0	1	8
Andersson, Mikael	86-87	9	1	2	3	2
Angotti, Lou	63-64	2	1	1	2	0
Arbour, Al	62-63	2	0	2	2	2
Arbour, Al	63-64	2	1	0	1	2
Arbour, Al	65-66	12	0	2	2	8
<b>TOTAL</b>		<b>16</b>	<b>1</b>	<b>4</b>	<b>5</b>	<b>12</b>
Armia, Joel	13-14	5	3	3	6	9
Armstrong, Norm	63-64	2	0	1	1	4
Armstrong, Norm	65-66	12	0	0	0	12
<b>TOTAL</b>		<b>14</b>	<b>0</b>	<b>1</b>	<b>1</b>	<b>16</b>
Armstrong, Bob	62-63	2	1	0	1	4
Askey, Tom	01-02	1	0	0	0	0
Askey, Tom	03-04	2	0	0	0	0
<b>TOTAL</b>		<b>3</b>	<b>0</b>	<b>0</b>	<b>0</b>	<b>0</b>
Asplund, Rasmus	18-19	3	0	0	0	0
Astley, Mark	94-95	3	0	2	2	2
Audette, Donald	89-90	15	9	8	17	29
Bailen, Nick	12-13	3	0	0	0	0
Bailey, Justin	17-18	3	2	0	2	0
Balfour, Earl	56-57	10	3	5	8	6
Balfour, Murray	58-59	1	0	0	0	0
Baptiste, Nick	17-18	3	1	0	1	2
Barrie, Mike	93-94	3	0	1	1	0
Bartovic, Milan	00-01	4	0	1	1	2
Bartovic, Milan	01-02	2	0	0	0	0



# ALL-TIME TEAM PLAYOFF STATISTICS

## Playoff History

### ALL-TIME PLAYOFF STATISTICS

NAME	SEASON	GP	G	A	PTS	PIM
Bartovic, Milan	02-03	3	0	0	0	0
Bartovic, Milan	03-04	2	0	0	0	2
Bartovic, Milan	04-05	9	0	3	3	22
<b>TOTAL</b>		<b>20</b>	<b>0</b>	<b>4</b>	<b>4</b>	<b>26</b>
Bavis, Mike	93-94	2	0	1	1	0
Bavis, Mike	94-95	5	0	1	1	9
<b>TOTAL</b>		<b>7</b>	<b>0</b>	<b>2</b>	<b>2</b>	<b>9</b>
Bednar, Jared	99-00	1	0	0	0	0
Bennett, Bill	76-77	4	1	1	2	12
Bennett, Bill	77-78	6	0	4	4	14
<b>TOTAL</b>		<b>10</b>	<b>1</b>	<b>5</b>	<b>6</b>	<b>26</b>
Bernhardt, Tim	81-82	9	0	0	0	0
Bianchi, Joe	99-00	1	0	0	0	0
Biega, Alex	11-12	2	0	2	2	6
Biega, Alex	12-13	3	0	2	2	2
<b>TOTAL</b>		<b>5</b>	<b>0</b>	<b>4</b>	<b>4</b>	<b>8</b>
Biggs, Don	90-91	15	9	14	23	14
Biron, Martin	97-98	4	0	0	0	0
Biron, Martin	98-99	20	0	3	3	10
<b>TOTAL</b>		<b>24</b>	<b>0</b>	<b>3</b>	<b>3</b>	<b>10</b>
Black, James	93-94	4	2	3	5	0
Blackwell, Colin	17-18	3	1	2	3	0
Bodak, Bob	83-84	3	0	2	2	0
Boikov, Alexandre	98-99	17	1	3	4	24
Boland, Mike	79-80	4	1	1	2	6
Bolibruck, Kevin	00-01	3	0	0	0	0
Bolibruck, Kevin	02-03	3	0	0	0	10
<b>TOTAL</b>		<b>6</b>	<b>0</b>	<b>0</b>	<b>0</b>	<b>12</b>
Booth, David	06-07	6	0	2	2	4
Borgen, Will	18-19	3	0	0	0	0
Botterill, Jason	02-03	3	1	1	2	21
Botterill, Jason	03-04	16	5	10	15	19
<b>TOTAL</b>		<b>19</b>	<b>6</b>	<b>11</b>	<b>17</b>	<b>40</b>
Boucher, Phillippe	92-93	3	0	1	1	2
Boulton, Eric	99-00	17	2	1	3	53
Boyce, Ian	91-92	16	3	1	4	0
Boyer, Wally	61-62	2	0	0	0	0
Boyer, Wally	63-64	2	1	0	1	2
<b>TOTAL</b>		<b>4</b>	<b>1</b>	<b>0</b>	<b>1</b>	<b>2</b>
Brassard, Gaston	62-63	1	0	0	0	0
Breen, Mike	79-80	4	0	1	1	4
Brennan, T.J.	11-12	3	2	0	2	6
Brindley, Ryan	01-02	2	0	0	0	0
Brine, David	09-10	7	0	1	1	2
Brown, Arnie	62-63	2	0	0	0	6
Brown, Curtis	95-96	12	0	1	1	2
Brown, Curtis	96-97	10	4	5	9	4
<b>TOTAL</b>		<b>22</b>	<b>4</b>	<b>6</b>	<b>10</b>	<b>6</b>
Brown, Greg	90-91	14	1	4	5	8
Brown, Greg	91-92	15	1	5	6	4
Brown, Greg	92-93	16	3	8	11	14
<b>TOTAL</b>		<b>45</b>	<b>5</b>	<b>17</b>	<b>22</b>	<b>26</b>



# ALL-TIME TEAM PLAYOFF STATISTICS

## Playoff History

### ALL-TIME PLAYOFF STATISTICS

NAME	SEASON	GP	G	A	PTS	PIM
Brownschilde, Jack	86-87	12	1	3	4	0
Brydges, Paul	87-88	7	1	1	2	4
Buckley, Tom	99-00	4	1	0	1	0
Burns, Gary	84-85	2	0	1	1	6
Burridge, Randy	97-98	1	0	1	1	0
Byers, Mike	76-77	8	2	4	6	0
Campbell, Brian	98-99	2	0	0	0	0
Campbell, Brian	99-00	21	0	3	3	0
Campbell, Brian	00-01	4	0	1	1	0
<b>TOTAL</b>		<b>27</b>	<b>0</b>	<b>4</b>	<b>4</b>	<b>0</b>
Capello, Jeff	87-88	7	1	4	5	4
Card, Mike	06-07	6	0	0	0	8
Carney, Keith	91-92	2	0	2	2	0
Carter, Bill	58-59	5	0	0	0	0
Casselman, Mike	97-98	4	1	1	2	2
Catenacci, Dan	13-14	2	0	0	0	0
Cherry, Don	63-64	2	0	0	0	4
Cherry, Don	65-66	12	2	5	7	14
<b>TOTAL</b>		<b>14</b>	<b>2</b>	<b>5</b>	<b>7</b>	<b>18</b>
Chapman, Brian	03-04	16	1	0	1	18
Charron, Craig	95-96	19	7	10	17	12
Charron, Craig	96-97	10	2	7	9	4
Charron, Craig	97-98	4	1	1	2	0
Charron, Craig	00-01	4	0	1	1	2
Charron, Craig	01-02	2	0	0	0	0
<b>TOTAL</b>		<b>39</b>	<b>10</b>	<b>19</b>	<b>29</b>	<b>18</b>
Cheevers, Gerry	63-64	2	0	0	0	0
Ciavaglia, Peter	91-92	6	2	5	7	6
Ciavaglia, Peter	92-93	17	9	16	25	12
<b>TOTAL</b>		<b>23</b>	<b>11</b>	<b>21</b>	<b>32</b>	<b>18</b>
Cielsa, Hank	59-60	11	3	7	10	14
Cipolla, Jason	99-00	21	4	4	8	27
Cipolla, Jason	00-01	4	0	0	0	2
<b>TOTAL</b>		<b>25</b>	<b>4</b>	<b>4</b>	<b>8</b>	<b>29</b>
Clark, Gordie	75-76	7	2	3	5	5
Clark, Gordie	76-77	12	7	9	16	4
Clark, Gordie	77-78	6	2	0	2	0
<b>TOTAL</b>		<b>25</b>	<b>11</b>	<b>12</b>	<b>23</b>	<b>9</b>
Cloutier, Jacques	82-83	16	0	1	1	2
Cloutier, Jacques	83-84	18	0	1	1	10
<b>TOTAL</b>		<b>34</b>	<b>0</b>	<b>2</b>	<b>2</b>	<b>12</b>
Colley, Kevin	01-02	2	0	1	1	0
Conacher, Brian	65-66	12	6	0	6	18
Conn, Rob	95-96	19	7	6	13	10
Conroy, Al	86-87	13	1	3	4	50
Cooper, Dave	93-94	4	1	1	2	2
Cooper, Dave	95-96	8	0	1	1	12
<b>TOTAL</b>		<b>12</b>	<b>1</b>	<b>2</b>	<b>3</b>	<b>14</b>
Copeland, Todd	94-95	5	1	0	1	14
Corkum, Bob	89-90	12	2	5	7	16
Corkum, Bob	90-91	15	4	4	8	4
Corkum, Bob	91-92	8	0	6	6	8
<b>TOTAL</b>		<b>35</b>	<b>6</b>	<b>15</b>	<b>21</b>	<b>28</b>



# ALL-TIME TEAM PLAYOFF STATISTICS

## Playoff History

### ALL-TIME PLAYOFF STATISTICS

NAME	SEASON	GP	G	A	PTS	PIM
Cornel, Eric	17-18	2	0	0	0	0
Cornel, Eric	18-19	1	0	0	0	0
<b>TOTAL</b>		<b>3</b>	<b>0</b>	<b>0</b>	<b>0</b>	<b>0</b>
Cote, Roger	61-62	2	0	0	0	4
Crawford, Lou	82-83	13	1	1	2	7
Crawford, Lou	83-84	17	2	4	6	87
<b>TOTAL</b>		<b>30</b>	<b>3</b>	<b>5</b>	<b>8</b>	<b>94</b>
Crawford, Nick	11-12	3	0	1	1	0
Crawford, Nick	12-13	1	0	0	0	0
Crawford, Nick	13-14	5	1	1	2	6
<b>TOTAL</b>		<b>9</b>	<b>1</b>	<b>2</b>	<b>3</b>	<b>6</b>
Creighton, Adam	84-85	5	2	1	3	20
Creighton, Dave	58-59	5	1	3	4	4
Creighton, Dave	59-60	12	3	3	6	10
<b>TOTAL</b>		<b>17</b>	<b>4</b>	<b>6</b>	<b>10</b>	<b>14</b>
Criscuolo, Kyle	17-18	3	1	0	1	2
Criscuolo, Kyle	18-19	3	0	0	0	0
<b>TOTAL</b>		<b>6</b>	<b>1</b>	<b>0</b>	<b>1</b>	<b>2</b>
Crowley, Paul	79-80	4	1	0	1	6
Crozier, Joe	59-60	12	0	2	2	11
Cullen, David	03-04	16	1	4	5	6
Cullen, David	04-05	9	2	3	5	4
<b>TOTAL</b>		<b>25</b>	<b>3</b>	<b>7</b>	<b>10</b>	<b>10</b>
Cunneyworth, Randy	81-82	9	4	0	4	30
Cunneyworth, Randy	82-83	16	4	4	8	35
Cunneyworth, Randy	83-84	17	5	5	10	55
Cunneyworth, Randy	84-85	5	2	1	3	16
Cunneyworth, Randy	98-99	20	3	14	17	58
<b>TOTAL</b>		<b>67</b>	<b>18</b>	<b>24</b>	<b>42</b>	<b>194</b>
Dadonov, Evgeny	09-10	7	0	1	1	0
Daubenspeck, Kirk	99-00	1	0	0	0	0
Davidson, Matt	97-98	3	1	0	1	2
Davidson, Matt	98-99	18	2	1	3	6
Davidson, Matt	99-00	20	4	2	6	8
<b>TOTAL</b>		<b>41</b>	<b>7</b>	<b>3</b>	<b>10</b>	<b>16</b>
Davis, Mal	81-82	9	2	3	5	2
Davis, Mal	83-84	15	6	9	15	33
<b>TOTAL</b>		<b>24</b>	<b>8</b>	<b>12</b>	<b>20</b>	<b>35</b>
Dawe, Jason	92-93	3	1	0	1	0
Dawe, Jason	03-04	1	0	0	0	0
<b>TOTAL</b>		<b>4</b>	<b>1</b>	<b>0</b>	<b>1</b>	<b>0</b>
DeGray, Dale	89-90	17	5	6	11	59
DeGray, Dale	90-91	15	3	4	7	76
de Gray, John	09-10	2	0	0	0	2
<b>TOTAL</b>		<b>32</b>	<b>8</b>	<b>10</b>	<b>18</b>	<b>135</b>
Deslauriers, Jacques	56-57	2	0	1	1	0
Deslauriers, Nick	13-14	5	1	1	2	9
Douglas, Kent	63-64	2	0	1	1	4
Donaldson, Mike	61-62	2	0	0	0	0
Donnelly, Mike	89-90	16	12	7	19	9
Drader, Daryl	79-80	4	0	3	3	4
Draper, Tom	98-99	2	0	0	0	0



# ALL-TIME TEAM PLAYOFF STATISTICS

## Playoff History

### ALL-TIME PLAYOFF STATISTICS

NAME	SEASON	GP	G	A	PTS	PIM
Draper, Bruce	61-62	2	0	0	0	0
Draper, Bruce	62-63	2	0	1	1	0
<b>TOTAL</b>		<b>4</b>	<b>0</b>	<b>1</b>	<b>1</b>	<b>0</b>
Drolet, Rene	75-76	7	0	1	1	0
Drolet, Rene	76-77	12	5	4	9	4
Drolet, Rene	77-78	6	5	1	6	2
<b>TOTAL</b>		<b>25</b>	<b>10</b>	<b>6</b>	<b>16</b>	<b>6</b>
Duco, Michael	09-10	7	1	0	1	18
Duff, Les	63-64	2	0	1	1	0
Duff, Les	65-66	12	0	2	2	8
<b>TOTAL</b>		<b>14</b>	<b>0</b>	<b>3</b>	<b>3</b>	<b>8</b>
Dufresne, Sylvain	04-05	1	0	0	0	0
Duncan, Bob	56-57	3	0	1	1	8
Dunn, Richie	86-87	18	1	6	7	6
Dunn, Richie	87-88	7	3	3	6	2
Dunn, Richie	89-90	7	0	4	4	4
<b>TOTAL</b>		<b>32</b>	<b>4</b>	<b>13</b>	<b>17</b>	<b>12</b>
Dupuis, Marc	98-99	16	0	0	0	4
Dumont, J.P.	99-00	21	14	7	21	32
Dykstra, Steve	82-83	15	0	5	5	27
Dykstra, Steve	84-85	2	0	1	1	10
<b>TOTAL</b>		<b>17</b>	<b>0</b>	<b>6</b>	<b>6</b>	<b>37</b>
Edestrand, Darryl	65-66	4	1	0	1	2
Edestrand, Darryl	76-77	12	1	3	4	8
<b>TOTAL</b>		<b>16</b>	<b>2</b>	<b>3</b>	<b>5</b>	<b>10</b>
Ehman, Gerry	61-62	2	1	1	2	0
Ehman, Gerry	63-64	2	0	1	1	0
Ehman, Gerry	65-66	12	5	4	9	8
Ehman, Gerry	66-67	13	2	7	9	6
<b>TOTAL</b>		<b>29</b>	<b>8</b>	<b>13</b>	<b>21</b>	<b>14</b>
Elie, Remi	18-19	3	0	0	0	0
Ellerby, Keaton	09-10	7	1	0	1	4
Ellis, Matt	12-13	3	0	0	0	2
Fasching, Hudson	17-18	1	0	0	0	0
Faulkner, Alex	61-62	2	1	1	2	0
Fedun, Taylor	17-18	3	0	0	0	2
Fehr, Clint	81-82	5	1	1	2	2
Fehr, Clint	82-83	4	0	1	1	24
<b>TOTAL</b>		<b>9</b>	<b>1</b>	<b>2</b>	<b>3</b>	<b>26</b>
Fenyves, Dave	81-82	5	0	1	1	4
Fenyves, Dave	83-84	16	1	4	5	22
Fenyves, Dave	87-88	18	3	12	15	10
<b>TOTAL</b>		<b>39</b>	<b>4</b>	<b>17</b>	<b>21</b>	<b>36</b>
Ferner, Mark	87-88	7	1	4	5	31
Finley, Joe	11-12	3	0	0	0	0
Fischer, Ron	81-82	9	1	2	3	22
Fischer, Ron	83-84	15	4	3	7	19
<b>TOTAL</b>		<b>24</b>	<b>5</b>	<b>5</b>	<b>10</b>	<b>41</b>
Fisher, Craig	98-99	20	9	11	20	10
Fitzpatrick, Rory	01-02	2	0	1	1	0
Fitzpatrick, Rory	04-05	9	0	1	1	12
Fitzpatrick, Rory	09-10	2	0	0	0	0
<b>TOTAL</b>		<b>13</b>	<b>0</b>	<b>2</b>	<b>2</b>	<b>12</b>



# ALL-TIME TEAM PLAYOFF STATISTICS

## Playoff History

### ALL-TIME PLAYOFF STATISTICS

NAME	SEASON	GP	G	A	PTS	PIM
Fleming, Reg	58-59	5	0	1	1	13
Flichel, Todd	92-93	16	2	4	6	22
Flynn, Brian	12-13	3	0	0	0	4
Foligno, Marcus	11-12	3	2	1	3	4
Forbes, Mike	77-78	6	0	1	1	24
Franceschetti, Lou	91-92	15	3	5	8	31
Floyd, Larry	81-82	7	1	1	2	0
Fraser, Jay	86-87	6	0	1	1	17
Frawley, Dan	90-91	14	4	7	11	34
Frawley, Dan	91-92	16	7	5	12	35
Frawley, Dan	92-93	17	1	7	8	70
Frawley, Dan	95-96	19	5	6	11	8
Frawley, Dan	96-97	10	2	2	4	6
Frawley, Dan	97-98	4	0	0	0	2
<b>TOTAL</b>		<b>80</b>	<b>19</b>	<b>27</b>	<b>46</b>	<b>155</b>
Funk, Mike	06-07	6	0	1	1	4
Gage, Jody	86-87	17	14	5	19	24
Gage, Jody	87-88	5	2	5	7	10
Gage, Jody	89-90	17	4	6	10	12
Gage, Jody	90-91	15	6	10	16	14
Gage, Jody	91-92	16	5	9	14	10
Gage, Jody	92-93	9	5	8	13	2
Gage, Jody	94-95	2	0	0	0	0
<b>TOTAL</b>		<b>81</b>	<b>36</b>	<b>43</b>	<b>79</b>	<b>72</b>
Gamble, Dick	61-62	2	0	2	2	0
Gamble, Dick	62-63	2	0	1	1	0
Gamble, Dick	63-64	2	0	0	0	0
Gamble, Dick	64-65	10	5	8	13	6
Gamble, Dick	65-66	12	2	9	11	16
<b>TOTAL</b>		<b>28</b>	<b>7</b>	<b>20</b>	<b>27</b>	<b>22</b>
Garrison, Jason	09-10	7	2	7	9	0
Garwasiuk, Ron	75-76	7	2	5	7	6
Garwasiuk, Ron	76-77	12	2	3	5	15
Garwasiuk, Ron	77-78	6	3	2	5	33
<b>TOTAL</b>		<b>25</b>	<b>7</b>	<b>10</b>	<b>17</b>	<b>54</b>
Gasseau, James	87-88	7	2	4	6	24
Gaustad, Paul	02-03	3	0	0	0	4
Gaustad, Paul	03-04	16	3	10	13	30
Gaustad, Paul	04-05	9	6	5	11	16
<b>TOTAL</b>		<b>28</b>	<b>9</b>	<b>15</b>	<b>24</b>	<b>50</b>
Gauthier-Leduc, Jerome	12-13	3	0	0	0	0
Gauthier-Leduc, Jerome	13-14	4	0	1	1	0
<b>TOTAL</b>		<b>7</b>	<b>0</b>	<b>1</b>	<b>1</b>	<b>0</b>
Germain, Eric	94-95	5	0	2	2	18
Gibson, Doug	76-77	12	5	10	15	2
Gilies, Jere	82-83	16	1	7	8	11
Gillies, Colton	13-14	5	1	1	2	11
Gill, Sahir	17-18	2	0	0	0	0
Girgensons, Zemgus	12-13	3	3	0	3	0
Globke, Rob	06-07	4	0	0	0	0
Gongalsky, Igor	11-12	3	0	0	0	0



# ALL-TIME TEAM PLAYOFF STATISTICS

## Playoff History

### ALL-TIME PLAYOFF STATISTICS

NAME	SEASON	GP	G	A	PTS	PIM
Gordiuk, Viktor	92-93	17	9	9	18	4
Gordiuk, Viktor	93-94	4	3	0	3	2
Gordiuk, Viktor	94-95	3	0	2	2	0
<b>TOTAL</b>		<b>24</b>	<b>12</b>	<b>11</b>	<b>23</b>	<b>6</b>
Gorman, Dave	81-82	8	3	4	7	11
Gosselin, Kurt	18-19	3	0	1	1	0
Gould, John	79-80	4	0	1	1	2
Graham, Rod	76-77	12	1	4	5	6
Graham, Rod	77-78	6	0	2	2	9
<b>TOTAL</b>		<b>18</b>	<b>1</b>	<b>6</b>	<b>7</b>	<b>15</b>
Grand-Pierre, J-L	97-98	4	0	0	0	2
Grand-Pierre, J-L	99-00	17	0	1	1	40
<b>TOTAL</b>		<b>21</b>	<b>0</b>	<b>1</b>	<b>1</b>	<b>42</b>
Gratchev, Maxime	09-10	2	0	0	0	0
Gray, Terry	58-59	5	1	2	3	2
Griffith, Seth	17-18	3	0	4	4	4
Grigorenko, Mikhail	12-13	2	0	0	0	0
Grigorenko, Mikhail	13-14	5	0	0	0	2
<b>TOTAL</b>		<b>7</b>	<b>0</b>	<b>0</b>	<b>0</b>	<b>2</b>
Grimshaw, Ryan	11-12	3	0	0	0	0
Guay, Francois	89-90	16	4	8	12	12
Guay, Francois	90-91	13	5	5	10	8
<b>TOTAL</b>		<b>29</b>	<b>9</b>	<b>13</b>	<b>22</b>	<b>20</b>
Guhle, Brendan	17-18	3	0	0	0	2
Hackett, Matt	12-13	1	0	0	0	0
Hajdu, Richard	84-85	5	1	5	6	6
Hajdu, Richard	86-87	11	1	1	2	9
<b>TOTAL</b>		<b>16</b>	<b>2</b>	<b>6</b>	<b>8</b>	<b>15</b>
Haller, Kevin	90-91	10	2	1	3	6
Halward, Doug	75-76	4	1	0	1	4
Halward, Doug	77-78	6	0	3	3	2
<b>TOTAL</b>		<b>10</b>	<b>1</b>	<b>3</b>	<b>4</b>	<b>6</b>
Halyk, Chris	79-80	4	0	1	1	0
Halyk, Chris	81-82	9	1	4	5	4
<b>TOTAL</b>		<b>13</b>	<b>1</b>	<b>5</b>	<b>6</b>	<b>4</b>
Hampson, Ted	59-60	12	2	4	6	2
Hamel, Denis	97-98	4	1	2	3	0
Hamel, Denis	98-99	20	3	4	7	10
Hamel, Denis	99-00	21	6	7	13	49
Hamel, Denis	02-03	3	3	2	5	4
<b>TOTAL</b>		<b>48</b>	<b>13</b>	<b>15</b>	<b>28</b>	<b>63</b>
Hampson, Ted	59-60	12	2	4	6	2
Hancock, Quinn	00-01	4	0	0	0	0
Hannigan, Gordon	56-57	10	2	4	6	37
Hannigan, Pat	58-59	4	0	1	1	0
Hannigan, Pat	59-60	11	4	6	10	14
<b>TOTAL</b>		<b>15</b>	<b>4</b>	<b>7</b>	<b>11</b>	<b>14</b>
Harder, Mike	97-98	4	3	2	5	8
Harder, Mike	98-99	20	2	9	11	23
<b>TOTAL</b>		<b>24</b>	<b>5</b>	<b>11</b>	<b>16</b>	<b>31</b>
Harper, Warren	83-84	18	3	3	6	11
Harper, Warren	84-85	5	0	2	2	8



# ALL-TIME TEAM PLAYOFF STATISTICS

## Playoff History

### ALL-TIME PLAYOFF STATISTICS

NAME	SEASON	GP	G	A	PTS	PIM
Harper, Warren	86-87	11	1	4	5	18
<b>TOTAL</b>		<b>34</b>	<b>4</b>	<b>9</b>	<b>13</b>	<b>37</b>
Harrington, John	79-80	3	1	0	1	0
Harris, Billy	56-57	2	0	0	0	4
Harris, Billy	64-65	10	5	12	17	10
<b>TOTAL</b>		<b>12</b>	<b>5</b>	<b>12</b>	<b>17</b>	<b>14</b>
Harrison, Paul	82-83	3	0	0	0	0
Hartman, Mike	87-88	4	1	0	1	22
Hecl, Radoslav	02-03	3	0	0	0	2
Helbling, Timo	06-07	6	2	0	2	6
Henry, Jordan	09-10	7	4	0	4	23
Hess, Bob	81-82	9	1	3	4	2
Hicke, Billy	58-59	5	1	1	2	12
Hillman, Larry	64-65	10	3	5	8	31
Hinks, Rod	92-93	7	0	2	2	0
Hoekstra, Cecil	58-59	5	1	1	2	0
Hoekstra, Cecil	59-60	5	1	1	2	0
<b>TOTAL</b>		<b>10</b>	<b>2</b>	<b>2</b>	<b>4</b>	<b>0</b>
Hofford, Jim	84-85	5	0	0	0	16
Hofford, Jim	86-87	13	1	0	1	57
Hofford, Jim	87-88	7	0	0	0	28
Hofford, Jim	89-90	17	1	1	2	56
<b>TOTAL</b>		<b>42</b>	<b>2</b>	<b>1</b>	<b>3</b>	<b>157</b>
Hogue, Benoit	86-87	12	5	4	9	8
Hogue, Benoit	87-88	7	6	1	7	46
<b>TOTAL</b>		<b>19</b>	<b>11</b>	<b>5</b>	<b>16</b>	<b>54</b>
Holland, Jason	97-98	4	0	3	3	4
Holland, Jason	98-99	20	2	5	7	8
Holland, Jason	99-00	12	1	0	1	2
Holland, Jason	00-01	4	1	0	1	0
<b>TOTAL</b>		<b>40</b>	<b>4</b>	<b>8</b>	<b>12</b>	<b>14</b>
Hollinger, Terry	95-96	19	3	11	14	12
Hollinger, Terry	96-97	10	2	7	9	27
<b>TOTAL</b>		<b>29</b>	<b>5</b>	<b>18</b>	<b>23</b>	<b>39</b>
Holzinger, Brian	95-96	19	10	14	24	10
Horachek, Peter	79-80	4	1	3	4	0
Horachek, Peter	81-82	6	3	4	7	0
<b>TOTAL</b>		<b>10</b>	<b>4</b>	<b>7</b>	<b>11</b>	<b>0</b>
Horvath, Bronco	56-57	10	6	7	13	14
Horvath, Bronco	63-64	2	0	0	0	2
Horvath, Bronco	64-65	10	4	5	9	16
Horvath, Bronco	65-66	12	3	7	10	22
Horvath, Bronco	66-67	12	2	7	9	2
<b>TOTAL</b>		<b>46</b>	<b>15</b>	<b>26</b>	<b>41</b>	<b>56</b>
Houda, Doug	95-96	19	3	5	8	30
Houda, Doug	99-00	21	1	8	9	39
Houda, Doug	00-01	4	0	0	0	4
Houda, Doug	01-02	2	0	0	0	4
Houda, Doug	02-03	3	0	2	2	22
<b>TOTAL</b>		<b>49</b>	<b>4</b>	<b>13</b>	<b>19</b>	<b>99</b>
Houlder, Bill	90-91	15	5	13	18	4
Houlder, Bill	91-92	16	5	6	11	4
<b>TOTAL</b>		<b>31</b>	<b>10</b>	<b>19</b>	<b>29</b>	<b>8</b>



# ALL-TIME TEAM PLAYOFF STATISTICS

## Playoff History

### ALL-TIME PLAYOFF STATISTICS

NAME	SEASON	GP	G	A	PTS	PIM
Huddy, Charlie	96-97	4	0	0	0	0
Hudson, Carl	09-10	5	0	1	1	12
Hunter, Dylan	06-07	6	1	2	3	2
Hurlbut, Mike	97-98	4	1	1	2	2
Hurlbut, Mike	98-99	20	4	5	9	12
Hurlbut, Mike	99-00	21	5	6	11	14
Hurlbut, Mike	00-01	4	1	0	1	6
Hurlbut, Mike	01-02	2	0	0	0	0
<b>TOTAL</b>		<b>51</b>	<b>11</b>	<b>12</b>	<b>23</b>	<b>34</b>
Hurst, Ron	56-57	10	1	4	5	20
Hutchins, Jeff	03-04	1	0	0	0	2
Hutchins, Jeff	04-05	8	0	0	0	0
<b>TOTAL</b>		<b>9</b>	<b>0</b>	<b>0</b>	<b>0</b>	<b>2</b>
Hutchings, Alex	13-14	3	0	1	1	2
Hynes, Dave	75-76	7	3	2	5	11
Iob, Tony	92-93	7	1	1	2	14
Ireland, Randy	79-80	1	0	1	1	0
Irwin, Brayden	13-14	5	3	0	3	10
Jacina, Greg	06-07	3	0	1	1	4
Jackson, Dane	95-96	19	4	6	10	53
Jackson, Dane	96-97	10	7	5	12	14
Jackson, Dane	97-98	3	2	2	4	4
Jackson, Dane	00-01	4	1	1	2	4
<b>TOTAL</b>		<b>36</b>	<b>14</b>	<b>14</b>	<b>28</b>	<b>75</b>
Jackson, Jim	86-87	16	5	4	9	6
Jackson, Jim	87-88	7	2	6	8	4
Jackson, Jim	89-90	9	1	5	6	4
<b>TOTAL</b>		<b>32</b>	<b>8</b>	<b>15</b>	<b>23</b>	<b>14</b>
James, Val	81-82	6	0	2	2	16
James, Val	82-83	16	1	0	1	27
<b>TOTAL</b>		<b>22</b>	<b>1</b>	<b>2</b>	<b>3</b>	<b>43</b>
Janik, Doug	01-02	2	0	0	0	0
Janik, Doug	02-03	3	0	0	0	6
Janik, Doug	03-04	16	1	2	3	22
Janik, Doug	04-05	9	0	2	2	10
<b>TOTAL</b>		<b>30</b>	<b>1</b>	<b>4</b>	<b>5</b>	<b>38</b>
Jaquith, Gary	76-77	10	1	1	2	2
Jarrett, Gary	62-63	2	1	3	4	0
Jeffrey, Larry	65-66	12	6	5	11	4
Jillson, Jeff	04-05	9	1	1	2	12
Johnson, Norm	58-59	5	1	2	3	13
Johnson, Jamie	09-10	7	2	4	6	5
Jones, Jim	75-76	7	1	0	1	11
Joyal, Ed	66-67	13	10	3	13	4
Jutila, Timo	84-85	5	2	5	7	2
Kaese, Trent	87-88	3	1	2	3	2
Kalinin, Dmitri	98-99	7	0	0	0	6
Kalinin, Dmitri	99-00	21	2	9	11	8
<b>TOTAL</b>		<b>28</b>	<b>2</b>	<b>9</b>	<b>11</b>	<b>14</b>
Keenan, Larry	61-62	2	0	0	0	0
Keenan, Larry	62-63	2	0	1	1	0
<b>TOTAL</b>		<b>4</b>	<b>0</b>	<b>1</b>	<b>1</b>	<b>0</b>



# ALL-TIME TEAM PLAYOFF STATISTICS

## Playoff History

### ALL-TIME PLAYOFF STATISTICS

NAME	SEASON	GP	G	A	PTS	PIM
Keller, Don	81-82	6	0	1	1	17
Keller, Don	82-83	9	2	0	2	19
<b>TOTAL</b>		<b>15</b>	<b>2</b>	<b>1</b>	<b>3</b>	<b>36</b>
Kenny, Shane	98-99	1	0	0	0	10
Kerr, Kevin	87-88	5	1	3	4	42
King, Steven	97-98	4	1	1	2	4
Kinnie, Mike	04-05	5	0	0	0	0
Klimentiev, Sergei	95-96	19	2	8	10	16
Klimentiev, Sergei	96-97	10	1	4	5	28
<b>TOTAL</b>		<b>29</b>	<b>3</b>	<b>12</b>	<b>15</b>	<b>44</b>
Knickle, Rick	81-82	3	0	0	0	0
Kolzig, Olaf	92-93	17	0	1	1	8
Kotalik, Ales	01-02	1	0	0	0	0
Kraftcheck, Steve	58-59	5	0	2	2	4
Kraftcheck, Steve	59-60	12	1	3	4	12
Kraftcheck, Steve	61-62	2	0	0	0	2
<b>TOTAL</b>		<b>19</b>	<b>1</b>	<b>5</b>	<b>6</b>	<b>18</b>
Kreps, Kamil	06-07	6	1	0	1	0
Kristek, Jaroslav	01-02	1	0	0	0	0
Krupp, Uwe	86-87	17	1	11	12	16
Krys, Mark	93-94	4	0	1	1	6
Labrosse, Claude	58-59	5	0	0	0	10
Labrosse, Claude	59-60	12	1	5	6	20
<b>TOTAL</b>		<b>17</b>	<b>1</b>	<b>5</b>	<b>6</b>	<b>30</b>
Lacombe, Normand	84-85	5	3	1	4	4
Lakovic, Sasha	00-01	4	1	1	2	32
Lambert, Yvon	82-83	12	2	4	6	2
Lambert, Yvon	83-84	18	8	11	19	2
<b>TOTAL</b>		<b>30</b>	<b>10</b>	<b>15</b>	<b>25</b>	<b>4</b>
Langdon, Steve	75-76	5	0	1	1	0
Langdon, Steve	76-77	12	2	5	7	2
Langdon, Steve	77-78	6	1	3	4	0
<b>TOTAL</b>		<b>23</b>	<b>3</b>	<b>9</b>	<b>12</b>	<b>2</b>
Langevin, Chris	81-82	9	4	5	9	33
Langevin, Chris	82-83	11	0	3	3	34
Langevin, Chris	83-84	15	3	2	5	39
Langevin, Chris	84-85	5	2	1	3	24
<b>TOTAL</b>		<b>40</b>	<b>9</b>	<b>11</b>	<b>20</b>	<b>130</b>
Langlois, Al	56-57	10	0	4	4	18
Larocque, Mario	01-02	2	0	0	0	0
Larsson, Johan	12-13	3	0	3	3	6
Larsson, Johan	13-14	5	1	2	3	4
<b>TOTAL</b>		<b>8</b>	<b>1</b>	<b>5</b>	<b>6</b>	<b>10</b>
Lavigne, Eric	96-97	6	0	1	1	26
Lawson, Ed	62-63	2	1	1	2	2
Lawson, Ed	63-64	2	0	0	0	0
<b>TOTAL</b>		<b>4</b>	<b>1</b>	<b>1</b>	<b>2</b>	<b>2</b>
Legault, Maxime	11-12	3	0	1	1	2
Legault, Maxime	12-13	1	0	0	0	0
<b>TOTAL</b>		<b>4</b>	<b>0</b>	<b>1</b>	<b>1</b>	<b>2</b>
Leggio, David	11-12	3	0	0	0	0
Leggio, David	12-13	2	0	0	0	0
<b>TOTAL</b>		<b>5</b>	<b>0</b>	<b>0</b>	<b>0</b>	<b>0</b>



# ALL-TIME TEAM PLAYOFF STATISTICS

## Playoff History

### ALL-TIME PLAYOFF STATISTICS

NAME	SEASON	GP	G	A	PTS	PIM
Leier, Taylor	18-19	3	0	1	1	0
Leime, Heikki	82-83	1	0	0	0	0
Lever, Don	86-87	18	4	3	7	14
Lingren, Steve	03-04	16	3	1	4	10
Lingren, Steve	04-05	2	0	0	0	0
<b>TOTAL</b>		<b>18</b>	<b>3</b>	<b>1</b>	<b>4</b>	<b>10</b>
Litzenberger, Ed	63-64	2	1	1	2	2
Litzenberger, Ed	65-66	12	1	5	6	8
<b>TOTAL</b>		<b>14</b>	<b>2</b>	<b>6</b>	<b>8</b>	<b>10</b>
Loewen, Darcy	89-90	5	1	0	1	6
Loewen, Darcy	90-91	15	1	5	6	14
Loewen, Darcy	91-92	4	0	1	1	8
<b>TOTAL</b>		<b>24</b>	<b>2</b>	<b>6</b>	<b>8</b>	<b>28</b>
Logan, Bob	86-87	18	5	10	15	4
Longarini, John	58-59	4	0	1	1	0
Ludzik, Steve	89-90	16	5	6	11	57
Ludzik, Steve	90-91	8	3	5	8	6
Ludzik, Steve	91-92	14	2	1	3	8
<b>TOTAL</b>		<b>38</b>	<b>10</b>	<b>12</b>	<b>22</b>	<b>71</b>
Luksa, Chuck	81-82	6	0	2	2	4
Lund, Joe	56-57	9	1	2	3	12
MacDonald, Doug	92-93	7	0	2	2	4
MacDonald, Doug	93-94	4	1	1	2	8
MacDonald, Doug	94-95	5	0	1	1	0
<b>TOTAL</b>		<b>16</b>	<b>1</b>	<b>4</b>	<b>5</b>	<b>12</b>
MacIntyre, Steve	09-10	6	0	0	0	23
MacKenzie, Matt	12-13	2	0	1	1	2
MacKenzie, Matt	13-14	1	0	0	0	2
<b>TOTAL</b>		<b>3</b>	<b>0</b>	<b>1</b>	<b>1</b>	<b>4</b>
MacNeil, Al	58-59	5	1	1	2	17
MacNeil, Al	59-60	12	1	2	3	12
<b>TOTAL</b>		<b>17</b>	<b>2</b>	<b>3</b>	<b>5</b>	<b>29</b>
MacWilliam, Andrew	17-18	2	0	1	1	2
MacWilliam, Andrew	18-19	3	0	0	0	4
<b>TOTAL</b>		<b>5</b>	<b>0</b>	<b>1</b>	<b>1</b>	<b>6</b>
Mader, Mike	00-01	4	0	0	0	4
Makarov, Andrey	13-14	5	0	0	0	0
Malone, Sean	17-18	3	0	2	2	0
Maluta, Ray	74-75	12	3	0	3	42
Maluta, Ray	75-76	7	0	2	2	6
Maluta, Ray	76-77	12	0	5	5	16
Maluta, Ray	77-78	6	1	3	4	16
<b>TOTAL</b>		<b>37</b>	<b>4</b>	<b>10</b>	<b>14</b>	<b>80</b>
Mancari, Mark	06-07	6	1	5	6	6
Mancari, Mark	12-13	3	0	2	2	12
<b>TOTAL</b>		<b>9</b>	<b>1</b>	<b>7</b>	<b>8</b>	<b>18</b>
Martin, Grant	87-88	7	4	5	9	17
Masnick, Paul	56-57	10	5	5	10	17
Matte, Christian	01-02	2	0	0	0	0
Matthias, Shawn	09-10	7	2	5	7	7
Mattiussi, Dick	59-60	12	0	0	0	14
Mazur, Eddie	56-57	10	3	9	12	18
McAdam, Gary	82-83	16	3	4	7	4



# ALL-TIME TEAM PLAYOFF STATISTICS

## Playoff History

### ALL-TIME PLAYOFF STATISTICS

NAME	SEASON	GP	G	A	PTS	PIM
MacArthur, Clarke	04-05	3	0	1	1	0
MacArthur, Clarke	06-07	6	2	4	6	4
<b>TOTAL</b>		<b>9</b>	<b>2</b>	<b>5</b>	<b>7</b>	<b>4</b>
McCormick, Cody	12-13	3	1	0	1	26
McCrary, Scott	89-90	13	3	6	9	2
McDonald, Ab	56-57	9	3	1	4	0
McKenna, Sean	82-83	16	14	8	22	18
McGregor, Brian	77-78	6	1	3	4	2
McLaughlin, Mike	92-93	16	4	2	6	8
McMorrow, Sean	02-03	3	0	0	0	17
McMorrow, Sean	03-04	14	1	0	1	15
McMorrow, Sean	04-05	4	0	0	0	16
<b>TOTAL</b>		<b>21</b>	<b>1</b>	<b>0</b>	<b>1</b>	<b>48</b>
McNabb, Brayden	11-12	3	0	1	1	0
McNamee, Peter	77-78	6	0	1	1	34
McSween, Don	87-88	6	0	1	1	15
McSween, Don	89-90	17	3	10	13	12
McSween, Don	90-91	15	2	5	7	8
McSween, Don	91-92	16	5	6	11	18
<b>TOTAL</b>		<b>54</b>	<b>10</b>	<b>22</b>	<b>32</b>	<b>53</b>
Melanson, Dean	92-93	14	1	6	7	18
Melanson, Dean	93-94	4	0	1	1	2
Melanson, Dean	95-96	14	3	3	6	22
Melanson, Dean	97-98	4	0	2	2	0
Melanson, Dean	98-99	17	3	2	5	32
<b>TOTAL</b>		<b>53</b>	<b>7</b>	<b>14</b>	<b>21</b>	<b>74</b>
Merrell, Barry	75-76	7	3	2	5	2
Merrell, Barry	76-77	12	2	7	9	4
<b>TOTAL</b>		<b>19</b>	<b>5</b>	<b>9</b>	<b>14</b>	<b>6</b>
Metcalfe, Scott	87-88	7	1	3	4	24
Metcalfe, Scott	89-90	2	0	1	1	0
Metcalfe, Scott	93-94	4	1	0	1	31
Metcalfe, Scott	90-91	14	4	1	5	27
Metcalfe, Scott	94-95	5	1	1	2	4
Metcalfe, Scott	95-96	19	6	8	14	23
Metcalfe, Scott	96-97	10	1	3	4	18
Metcalfe, Scott	97-98	4	0	0	0	11
<b>TOTAL</b>		<b>65</b>	<b>14</b>	<b>17</b>	<b>31</b>	<b>138</b>
Methot, Francois	98-99	9	0	1	1	0
Methot, Francois	99-00	21	2	4	6	16
Methot, Francois	00-01	4	1	3	4	0
Methot, Francois	01-02	2	1	0	1	0
Methot, Francois	02-03	3	0	4	4	0
<b>TOTAL</b>		<b>39</b>	<b>4</b>	<b>12</b>	<b>16</b>	<b>16</b>
Meyer, Jayson	86-87	18	2	8	10	14
Meyer, Stefan	06-07	6	0	2	2	8
Migay, Rudy	58-59	3	1	0	1	6
Migay, Rudy	59-60	12	3	10	13	19
<b>TOTAL</b>		<b>15</b>	<b>4</b>	<b>10</b>	<b>14</b>	<b>25</b>
Milbury, Mike	75-76	3	0	1	1	13
Miller, Brad	89-90	8	1	0	1	52
Miller, Brad	90-91	12	0	4	4	67
<b>TOTAL</b>		<b>20</b>	<b>1</b>	<b>4</b>	<b>5</b>	<b>119</b>



# ALL-TIME TEAM PLAYOFF STATISTICS

## Playoff History

### ALL-TIME PLAYOFF STATISTICS

NAME	SEASON	GP	G	A	PTS	PIM
Miller, Ryan	02-03	3	0	0	0	0
Miller, Ryan	03-04	14	0	0	0	0
Miller, Ryan	04-05	9	0	1	1	0
<b>TOTAL</b>		<b>26</b>	<b>0</b>	<b>1</b>	<b>1</b>	<b>0</b>
Milley, Norm	00-01	4	0	0	0	2
Milley, Norm	01-02	2	0	3	3	6
Milley, Norm	02-03	3	2	0	2	2
Milley, Norm	03-04	16	7	6	13	10
Milley, Norm	04-05	9	1	2	3	4
<b>TOTAL</b>		<b>34</b>	<b>10</b>	<b>11</b>	<b>21</b>	<b>24</b>
Mink, Graham	09-10	6	3	2	5	23
Moller, Mike	82-83	11	2	4	6	4
Moller, Mike	84-85	5	1	1	2	0
<b>TOTAL</b>		<b>16</b>	<b>3</b>	<b>5</b>	<b>8</b>	<b>4</b>
Mongrain, Bob	82-83	16	3	5	8	24
Mongrain, Bob	83-84	18	11	9	20	46
<b>TOTAL</b>		<b>34</b>	<b>14</b>	<b>14</b>	<b>28</b>	<b>70</b>
Moore, Barrie	95-96	18	3	6	9	18
Moore, Jimmy	58-59	5	1	0	1	2
Morrison, Shaone	11-12	1	0	0	0	0
Mougenel, Ryan	99-00	2	0	0	0	0
Moser, Jay	96-97	9	1	1	2	4
Mrozik, Rick	03-04	15	1	4	5	4
Murphy, Joe	99-00	21	4	2	6	27
Murphy, Joe	00-01	4	0	1	1	4
<b>TOTAL</b>		<b>25</b>	<b>4</b>	<b>3</b>	<b>7</b>	<b>31</b>
Naud, Daniel	82-83	15	3	5	8	4
Naud, Daniel	83-84	18	4	12	16	4
<b>TOTAL</b>		<b>33</b>	<b>7</b>	<b>17</b>	<b>24</b>	<b>8</b>
Ndur, Rumun	95-96	17	1	2	3	33
Ndur, Rumun	96-97	10	3	1	4	21
Ndur, Rumun	97-98	4	0	2	2	16
<b>TOTAL</b>		<b>31</b>	<b>4</b>	<b>5</b>	<b>9</b>	<b>70</b>
Nelson, Casey	17-18	1	0	0	0	0
Nelson, Riley	02-03	3	0	0	0	2
Nelson, Todd	00-01	4	0	2	2	2
Nemeth, Tom	94-95	4	2	1	3	4
Nichol, Scott	94-95	5	0	3	3	14
Nichol, Scott	95-96	19	7	6	13	36
Nichol, Scott	96-97	10	2	1	3	26
<b>TOTAL</b>		<b>34</b>	<b>9</b>	<b>10</b>	<b>19</b>	<b>76</b>
Nordstrom, Carlin	98-99	6	0	0	0	18
Noronen, Mika	99-00	21	0	0	0	4
Noronen, Mika	00-01	4	0	0	0	0
Noronen, Mika	01-02	1	0	0	0	0
<b>TOTAL</b>		<b>26</b>	<b>0</b>	<b>0</b>	<b>0</b>	<b>4</b>
Novotny, Jiri	02-03	3	0	1	1	10
Novotny, Jiri	03-04	13	0	1	1	10
Novotny, Jiri	04-05	9	2	2	4	4
<b>TOTAL</b>		<b>25</b>	<b>2</b>	<b>4</b>	<b>6</b>	<b>24</b>
Nylander, Alexander	17-18	3	0	0	0	0
O'Connell, Tim	02-03	3	0	0	0	4



# ALL-TIME TEAM PLAYOFF STATISTICS

## Playoff History

### ALL-TIME PLAYOFF STATISTICS

NAME	SEASON	GP	G	A	PTS	PIM
O'Regan, Danny	17-18	3	1	1	2	0
O'Regan, Danny	18-19	3	0	0	0	2
<b>TOTAL</b>		<b>6</b>	<b>1</b>	<b>1</b>	<b>2</b>	<b>2</b>
Olofsson, Victor	18-19	3	0	0	0	0
Oreskovich, Victor	09-10	6	0	0	0	10
Orlando, Gates	83-84	18	4	10	14	6
Orlando, Gates	84-85	2	0	1	1	6
Orlando, Gates	86-87	18	9	13	22	14
Orlando, Gates	87-88	7	2	6	8	6
<b>TOTAL</b>		<b>45</b>	<b>15</b>	<b>30</b>	<b>45</b>	<b>32</b>
Paetsch, Nathan	03-04	16	1	1	2	28
Paetsch, Nathan	04-05	9	1	1	2	16
Paetsch, Nathan	17-18	1	0	0	0	0
<b>TOTAL</b>		<b>26</b>	<b>2</b>	<b>2</b>	<b>4</b>	<b>44</b>
Paille, Daniel	04-05	9	2	2	4	6
Pappin, Jim	61-62	2	1	0	1	2
Pappin, Jim	62-63	2	1	2	3	2
Pappin, Jim	64-65	10	11	5	16	32
Pappin, Jim	65-66	12	8	3	11	13
Pappin, Jim	67-68	11	2	6	8	32
<b>TOTAL</b>		<b>37</b>	<b>23</b>	<b>16</b>	<b>39</b>	<b>81</b>
Percy, Andrew	17-18	2	1	1	2	0
Peters, Andrew	02-03	3	0	0	0	24
Peters, Geoff	01-02	2	0	1	1	0
Peters, Geoff	03-04	16	0	4	4	27
Peters, Geoff	04-05	9	0	2	2	18
<b>TOTAL</b>		<b>27</b>	<b>0</b>	<b>7</b>	<b>7</b>	<b>45</b>
Petrecki, Nick	13-14	5	0	0	0	2
Pilut, Lawrence	18-19	3	0	0	0	0
Pittis, Domenic	98-99	20	7	14	21	40
Pittis, Domenic	99-00	21	4	26	30	28
Pittis, Domenic	03-04	16	5	14	19	30
<b>TOTAL</b>		<b>57</b>	<b>16</b>	<b>54</b>	<b>70</b>	<b>98</b>
Plante, Tyler	09-10	7	0	0	0	2
Pominville, Jason	02-03	3	1	1	2	0
Pominville, Jason	03-04	16	9	10	19	6
<b>TOTAL</b>		<b>19</b>	<b>10</b>	<b>11</b>	<b>21</b>	<b>6</b>
Porter, Kevin	13-14	5	0	3	3	0
Porter, Kevin	17-18	3	1	4	5	0
Porter, Kevin	18-19	3	1	1	2	7
<b>TOTAL</b>		<b>11</b>	<b>2</b>	<b>8</b>	<b>10</b>	<b>7</b>
Price, Noel	56-57	10	0	1	1	16
Priestlay, Ken	86-87	8	3	2	5	4
Primeau, Wayne	95-96	17	3	1	4	11
Primeau, Wayne	96-97	1	0	0	0	0
<b>TOTAL</b>		<b>18</b>	<b>3</b>	<b>1</b>	<b>4</b>	<b>11</b>
Pysyk, Mark	12-13	3	0	0	0	2
Pysyk, Mark	13-14	5	0	0	0	14
<b>TOTAL</b>		<b>8</b>	<b>0</b>	<b>0</b>	<b>0</b>	<b>16</b>
Rankin, Evan	11-12	2	0	1	1	0
Rasmussen, Erik	97-98	1	0	0	0	5
Ratchuk, Peter	02-03	3	0	1	1	6
Ray, Rob	89-90	17	1	3	4	115



# ALL-TIME TEAM PLAYOFF STATISTICS

## Playoff History

### ALL-TIME PLAYOFF STATISTICS

NAME	SEASON	GP	G	A	PTS	PIM
Redmond, Zach	17-18	3	2	0	2	2
Redmond, Zach	18-19	3	0	0	0	2
<b>TOTAL</b>		<b>6</b>	<b>2</b>	<b>0</b>	<b>2</b>	<b>4</b>
Renaud, Mark	83-84	15	2	8	10	39
Repik, Michal	09-10	7	1	1	2	4
Ricci, Scott	03-04	16	0	2	2	8
Rissmiller, Patrick	12-13	3	0	0	0	4
Ristolainen, Rasmus	13-14	5	0	2	2	2
Robertson, Geordie	79-80	4	1	5	6	2
Robertson, Geordie	81-82	9	1	3	4	13
Robertson, Geordie	82-83	16	8	6	14	23
Robertson, Geordie	83-84	18	9	9	18	42
Robertson, Geordie	84-85	5	0	1	1	4
<b>TOTAL</b>		<b>42</b>	<b>19</b>	<b>24</b>	<b>43</b>	<b>104</b>
Ross, Garret	17-18	1	0	0	0	0
Rousseau, Dunc	75-76	5	0	1	1	12
Rousseau, Guy	58-59	3	2	1	3	4
Rousseau, Guy	59-60	11	7	4	11	2
<b>TOTAL</b>		<b>14</b>	<b>9</b>	<b>5</b>	<b>14</b>	<b>6</b>
Roy, Derek	03-04	16	6	8	14	18
Roy, Derek	04-05	9	6	5	11	6
<b>TOTAL</b>		<b>25</b>	<b>12</b>	<b>13</b>	<b>25</b>	<b>24</b>
Roy, Frederick	13-14	2	1	0	1	2
Roy, Mathieu	09-10	6	0	0	0	11
Rubachuk, Brad	91-92	13	4	0	4	19
Rubachuk, Brad	92-93	12	3	1	4	63
Rubachuk, Brad	93-94	4	1	1	2	10
<b>TOTAL</b>		<b>29</b>	<b>8</b>	<b>2</b>	<b>10</b>	<b>92</b>
Rueter, Dirk	82-83	15	1	5	6	4
Rueter, Dirk	83-84	18	1	1	2	39
<b>TOTAL</b>		<b>33</b>	<b>2</b>	<b>6</b>	<b>8</b>	<b>43</b>
Ruff, Lindy	91-92	13	0	4	4	16
Ruhwedel, Chad	13-14	5	2	3	5	4
Rupp, Duane	63-64	2	0	1	1	0
Rupp, Duane	65-66	12	0	8	8	30
<b>TOTAL</b>		<b>14</b>	<b>0</b>	<b>9</b>	<b>9</b>	<b>30</b>
Ryan, Michael	04-05	5	0	1	1	4
Ryan, Michael	06-07	6	4	0	4	4
Ryan, Michael	11-12	1	0	0	0	0
<b>TOTAL</b>		<b>12</b>	<b>4</b>	<b>1</b>	<b>5</b>	<b>8</b>
St. James, Tom	83-84	13	0	5	5	4
Salak, Alexander	09-10	2	0	0	0	2
Sanford, Curtis	99-00	1	0	0	0	0
Sarich, Cory	98-99	20	2	4	6	14
Saunders, Bill	59-60	11	1	0	1	0
Sauve, J-F	79-80	4	1	2	3	2
Sauve, J-F	82-83	16	7	21	28	2
<b>TOTAL</b>		<b>20</b>	<b>8</b>	<b>23</b>	<b>31</b>	<b>4</b>
Savage, Joel	89-90	5	0	1	1	4
Savage, Joel	90-91	15	3	3	6	8
Savage, Joel	91-92	9	2	0	2	8
<b>TOTAL</b>		<b>29</b>	<b>5</b>	<b>4</b>	<b>9</b>	<b>20</b>



# ALL-TIME TEAM PLAYOFF STATISTICS

## Playoff History

### ALL-TIME PLAYOFF STATISTICS

NAME	SEASON	GP	G	A	PTS	PIM
Schaller, Tim	13-14	5	0	1	1	2
Schiestel, Drew	12-13	3	0	0	0	2
Schofield, Rick	12-13	3	0	0	0	4
Schultz, Dave	79-80	4	1	0	1	12
Schust, Ben	99-00	3	0	0	0	0
Sebek, Venci	82-83	9	1	0	1	8
Sejba, Jiri	90-91	14	6	7	13	29
Shanahan, Sean	77-78	6	2	3	5	10
Shannon, Darrin	89-90	9	4	1	5	2
Shannon, Darrin	90-91	10	3	5	8	22
<b>TOTAL</b>		<b>19</b>	<b>7</b>	<b>6</b>	<b>13</b>	<b>24</b>
Shaw, Harry	75-76	7	0	3	3	12
Sheppard, Ray	86-87	15	12	3	15	2
Sheppard, Ray	89-90	17	8	7	15	9
<b>TOTAL</b>		<b>32</b>	<b>20</b>	<b>10</b>	<b>30</b>	<b>11</b>
Shields, Steve	95-96	19	0	1	1	4
Shmyr, Ryan	01-02	1	2	0	2	2
Simon, Todd	92-93	12	3	14	17	15
Simon, Todd	94-95	5	0	2	2	21
<b>TOTAL</b>		<b>17</b>	<b>3</b>	<b>16</b>	<b>19</b>	<b>36</b>
Simpson, Wayne	18-19	3	0	2	2	0
Sims, Al	75-76	7	1	4	5	9
Sims, Al	76-77	12	2	9	11	12
<b>TOTAL</b>		<b>19</b>	<b>3</b>	<b>13</b>	<b>16</b>	<b>21</b>
Sly, Darryl	61-62	2	0	0	0	0
Sly, Darryl	63-64	2	0	0	0	0
Sly, Darryl	65-66	12	2	2	4	12
<b>TOTAL</b>		<b>16</b>	<b>2</b>	<b>2</b>	<b>4</b>	<b>12</b>
Slyvester, Dean	98-99	18	12	5	17	8
Smith, Barry	75-76	7	4	4	8	5
Smith, Barry	76-77	12	3	2	5	4
Smith, Barry	77-78	6	2	1	3	0
<b>TOTAL</b>		<b>25</b>	<b>9</b>	<b>7</b>	<b>16</b>	<b>9</b>
Smith, Brandon	04-05	8	1	1	2	4
Smith, Brandon	06-07	5	0	2	2	2
<b>TOTAL</b>		<b>13</b>	<b>1</b>	<b>3</b>	<b>4</b>	<b>6</b>
Smith, C.J.	17-18	3	0	2	2	0
Smith, C.J.	18-19	3	1	1	2	0
<b>TOTAL</b>		<b>6</b>	<b>1</b>	<b>3</b>	<b>4</b>	<b>0</b>
Smith, Dalton	18-19	3	0	0	0	2
Smith, Don	03-04	2	0	0	0	4
Smith, Steve	89-90	17	0	5	5	27
Smrke, Stan	59-60	11	7	6	13	2
Smrke, Stan	61-62	2	0	0	0	0
Smrke, Stan	62-63	2	1	0	1	0
Smrke, Stan	63-64	2	0	0	0	0
Smrke, Stan	64-65	10	5	4	9	4
Smrke, Stan	65-66	8	0	1	1	0
Smrke, Stan	66-67	13	2	7	9	2
<b>TOTAL</b>		<b>48</b>	<b>15</b>	<b>18</b>	<b>33</b>	<b>8</b>
Snell, Chris	91-92	10	2	1	3	6
Snell, Chris	92-93	17	5	8	13	39
<b>TOTAL</b>		<b>27</b>	<b>7</b>	<b>9</b>	<b>16</b>	<b>45</b>



# ALL-TIME TEAM PLAYOFF STATISTICS

## Playoff History

### ALL-TIME PLAYOFF STATISTICS

NAME	SEASON	GP	G	A	PTS	PIM
Stewart, Anthony	06-07	6	2	0	2	2
Stewart, Bill	79-80	4	1	2	3	42
Stewart, Michael	96-97	10	1	3	4	23
Strobel, Eric	79-80	3	2	0	2	2
Stuart, Colin	11-12	3	0	0	0	4
Sprukts, Janis	06-07	6	1	3	4	4
Suikkanen, Kai	81-82	9	4	2	6	4
Suikkanen, Kai	82-83	16	7	7	14	21
<b>TOTAL</b>		<b>25</b>	<b>11</b>	<b>9</b>	<b>20</b>	<b>25</b>
Sutton, Ken	89-90	11	1	6	7	15
Sutton, Ken	90-91	3	1	1	2	14
<b>TOTAL</b>		<b>14</b>	<b>2</b>	<b>7</b>	<b>9</b>	<b>29</b>
Suoraniemi, Kari	82-83	13	0	6	6	14
Suwek, Richard	79-80	3	0	1	1	0
Swanson, Jeremy	06-07	6	0	4	4	24
Szczuchura, Paul	11-12	3	0	1	1	0
Taffe, Jeff	09-10	7	1	6	7	9
Tallinder, Henrik	01-02	2	0	0	0	0
Tardif, Jamie	13-14	3	0	1	1	4
Tarnasky, Nick	12-13	3	1	0	1	4
Taylor, Chris	01-02	2	0	1	1	0
Taylor, Chris	02-03	3	3	1	4	2
Taylor, Chris	03-04	16	5	12	17	0
Taylor, Chris	04-05	9	1	8	9	4
Taylor, Chris	09-10	7	1	3	4	6
<b>TOTAL</b>		<b>37</b>	<b>10</b>	<b>25</b>	<b>35</b>	<b>12</b>
Tennyson, Matt	17-18	3	0	0	0	6
Tennyson, Matt	18-19	3	0	0	0	0
<b>TOTAL</b>		<b>6</b>	<b>0</b>	<b>0</b>	<b>0</b>	<b>6</b>
Thomas, Scott	91-92	9	0	1	1	17
Thomas, Scott	92-93	17	8	5	13	6
Thomas, Scott	94-95	5	4	0	4	4
<b>TOTAL</b>		<b>31</b>	<b>12</b>	<b>6</b>	<b>18</b>	<b>27</b>
Thompson, Tage	18-19	3	2	0	2	2
Thorburn, Chris	03-04	16	3	2	5	18
Thorburn, Chris	04-05	4	0	1	1	2
<b>TOTAL</b>		<b>20</b>	<b>3</b>	<b>3</b>	<b>6</b>	<b>20</b>
Trapp, Doug	86-87	16	0	9	9	5
Traynor, Paul	99-00	9	0	0	0	6
Traynor, Paul	00-01	1	0	0	0	0
Tropp, Corey	11-12	3	0	0	0	8
<b>TOTAL</b>		<b>10</b>	<b>0</b>	<b>0</b>	<b>0</b>	<b>6</b>
Tsygurov, Denis	93-94	1	0	1	1	0
Tuma, Martin	06-07	1	0	0	0	0
Turkiewicz, Jim	79-80	4	0	1	1	4
Turnbull, Travis	11-12	3	0	0	0	4
Turner, Dean	81-82	9	0	4	4	6
Ubriaco, Gene	62-63	2	1	0	1	0
Ullmark, Linus	17-18	3	0	0	0	0
Vaive, Rick	91-92	16	4	4	8	10
Vandermeer, Peter	97-98	4	1	0	1	13
Vandermeer, Peter	98-99	16	1	0	1	38
<b>TOTAL</b>		<b>20</b>	<b>2</b>	<b>0</b>	<b>2</b>	<b>51</b>



# ALL-TIME TEAM PLAYOFF STATISTICS

## Playoff History

### ALL-TIME PLAYOFF STATISTICS

NAME	SEASON	GP	G	A	PTS	PIM
Vanek, Thomas	04-05	5	2	3	5	10
VanOene, Darren	98-99	12	2	4	6	8
VanOene, Darren	99-00	21	1	3	4	24
VanOene, Darren	00-01	4	1	0	1	4
VanOene, Darren	01-02	2	0	0	0	4
<b>TOTAL</b>		<b>39</b>	<b>4</b>	<b>7</b>	<b>11</b>	<b>40</b>
Van Impe, Dick	59-60	12	0	3	3	6
Varada, Vaclav	96-97	10	1	6	7	27
Verret, Claude	83-84	18	5	9	14	4
Varone, Phil	11-12	3	2	1	3	0
Varone, Phil	12-13	3	0	0	0	2
Varone, Phil	13-14	5	0	3	3	0
<b>TOTAL</b>		<b>11</b>	<b>2</b>	<b>4</b>	<b>6</b>	<b>2</b>
Veilleux, Yannick	18-19	2	0	1	1	2
Verret, Claude	84-85	5	2	5	7	0
Verret, Claude	86-87	8	3	3	6	0
<b>TOTAL</b>		<b>31</b>	<b>10</b>	<b>17</b>	<b>27</b>	<b>4</b>
Voakes, Mark	11-12	3	0	0	0	0
Volkov, Mikhail	93-94	4	0	2	2	2
Volkov, Mikhail	94-95	4	1	0	1	2
<b>TOTAL</b>		<b>8</b>	<b>1</b>	<b>2</b>	<b>3</b>	<b>4</b>
Wakaluk, Darcy	86-87	5	0	0	0	0
Wakaluk, Darcy	87-88	6	0	0	0	2
Wakaluk, Darcy	89-90	17	0	0	0	14
Wakaluk, Darcy	90-91	9	0	0	0	0
<b>TOTAL</b>		<b>37</b>	<b>0</b>	<b>0</b>	<b>0</b>	<b>16</b>
Walters, Greg	96-97	10	3	6	9	20
Walters, Greg	98-99	15	1	3	4	14
<b>TOTAL</b>		<b>25</b>	<b>4</b>	<b>9</b>	<b>13</b>	<b>34</b>
Walton, Mike	65-66	12	8	4	12	43
Walsh, Jim	81-82	9	0	4	4	17
Ward, Dixon	95-96	19	11	24	35	8
Wedgewood, Scott	18-19	3	0	0	0	0
Welch, Noah	06-07	6	0	2	2	12
Wiemer, Jim	81-82	9	0	4	4	2
Wiemer, Jim	82-83	15	5	15	20	22
Wiemer, Jim	83-84	18	3	13	16	20
Wiemer, Jim	94-95	5	0	2	2	6
<b>TOTAL</b>		<b>47</b>	<b>8</b>	<b>34</b>	<b>42</b>	<b>50</b>
Wilson, Clay	09-10	7	2	0	2	22
White, Bill	61-62	2	0	1	1	2
Whitmore, Derek	11-12	3	0	0	0	0
Williams, Tommy	56-57	8	0	0	0	4
Winch, Jason	91-92	12	2	6	8	0
Woit, Benny	56-57	8	1	1	2	6
Wood, Derek	97-98	4	0	0	0	21
Wood, Derek	98-99	20	2	4	6	24
<b>TOTAL</b>		<b>24</b>	<b>2</b>	<b>4</b>	<b>6</b>	<b>45</b>
Wright, Shayne	94-95	4	0	1	1	0
Wright, Shayne	95-96	5	0	1	1	8
Wright, Shayne	96-97	10	2	3	5	6
Wright, Shayne	97-98	4	0	2	2	0
<b>TOTAL</b>		<b>23</b>	<b>2</b>	<b>7</b>	<b>9</b>	<b>14</b>



# ALL-TIME TEAM PLAYOFF STATISTICS

## Playoff History

### ALL-TIME PLAYOFF STATISTICS

NAME	SEASON	GP	G	A	PTS	PIM
Yake, Terry	96-97	10	8	8	16	4
York, Mike	09-10	7	2	10	12	2
Young, Jason	92-93	14	3	4	7	31
Young, Jason	93-94	4	2	2	4	8
Young, Jason	94-95	4	1	0	1	16
<b>TOTAL</b>		<b>22</b>	<b>6</b>	<b>6</b>	<b>12</b>	<b>55</b>
Zagrapan, Marek	06-07	6	1	0	1	2



# AMERKS ALL-TIME PLAYOFF GOALTENDERS

## Playoff History

### ALL-TIME PLAYOFF GOALTENDERS

GOALIE	YEAR	GP	MIN	GA	SO	SAVES	GAA	SV PCT	W-L
Anderson	06-07	6	376	18	0	179	2.87	.909	2-4
Askey	01-02	1	58	4	0	20	4.11	.833	0-1
Askey	03-04	2	120	5	1	52	2.50	.912	2-0
<b>TOTALS</b>		<b>3</b>	<b>178</b>	<b>9</b>	<b>1</b>	<b>72</b>	<b>3.03</b>	<b>.889</b>	<b>2-1</b>
Bernhardt	81-82	9	527	29	0	292	3.30	.910	4-3
Biron	97-98	4	239	16	0	123	4.02	.895	1-3
Biron	98-99	20	1,167	42	1	590	2.16	.934	12-8
<b>TOTALS</b>		<b>24</b>	<b>1,406</b>	<b>58</b>	<b>1</b>	<b>713</b>	<b>2.48</b>	<b>.925</b>	<b>13-11</b>
Blue	95-96	1	27	1	0	10	2.22	.909	0-1
Bradley	91-92	1	20	2	0	8	6.00	.800	0-0
Broderick	75-76	3	180	12	0	83	4.00	--	1-2
Brooks	75-76	4	239	17	0	82	4.28	--	2-2
Carr	76-77	1	60	5	0	41	5.00	--	0-1
Chadwick	59-60	12	720	35	0	--	2.92	--	5-7
Cheevers	61-62	2	120	8	0	--	4.00	--	0-2
Cheevers	63-64	2	118	8	0	--	4.06	--	0-2
Cheevers	64-65	10	615	24	0	--	2.34	--	8-2
<b>TOTALS</b>		<b>14</b>	<b>853</b>	<b>40</b>	<b>0</b>	<b>--</b>	<b>2.81</b>	<b>--</b>	<b>8-6</b>
Cloutier	82-83	16	992	47	0	406	2.84	.896	12-4
Cloutier	83-84	18	1,145	68	0	528	3.56	--	9-9
<b>TOTALS</b>		<b>34</b>	<b>2,137</b>	<b>115</b>	<b>0</b>	<b>934</b>	<b>3.23</b>	<b>.890</b>	<b>21-13</b>
Cooley	72-73	1	59	5	0	--	5.08	--	0-1
Craig	84-85	4	194	17	0	92	5.26	.844	0-3
Daubenspeck	99-00	1	4	1	0	4	15.00	.800	0-0
Deschenes	96-97	10	628	28	0	278	2.68	.909	6-4
Draper	98-99	2	86	4	0	34	2.79	.895	0-0
Gamble	66-67	1	40	2	0	--	3.00	--	0-0
Hackett	12-13	1	58	2	0	18	2.08	.900	0-1
Harrison	82-83	3	26	0	0	10	0.00	1.000	0-0
Horn	92-93	1	13	0	0	3	0.00	1.000	0-0
Horn	93-94	1	42	5	0	12	7.14	.706	0-1
<b>TOTALS</b>		<b>2</b>	<b>55</b>	<b>5</b>	<b>0</b>	<b>15</b>	<b>5.45</b>	<b>.750</b>	<b>0-1</b>
Ireland	79-80	1	60	6	0	30	6.00	.833	0-1
Ketterer	93-94	4	199	13	0	85	3.92	.867	0-3
Knickle	81-82	3	125	7	0	59	3.36	.894	0-2
Kolzig	92-93	17	1,041	61	0	623	3.52	.911	9-8
Leggio	11-12	3	175	11	0	78	3.76	.876	0-3
Leggio	12-13	2	125	8	0	39	3.84	.830	0-2
<b>TOTALS</b>		<b>5</b>	<b>300</b>	<b>19</b>	<b>0</b>	<b>117</b>	<b>3.80</b>	<b>.860</b>	<b>0-5</b>
Littman	89-90	1	33	4	0	5	7.21	.55	0-1
Littman	90-91	8	378	16	0	141	2.54	.898	4-2
Littman	91-92	15	878	42	1	390	2.87	.903	8-7
<b>TOTALS</b>		<b>24</b>	<b>1,289</b>	<b>62</b>	<b>1</b>	<b>536</b>	<b>2.89</b>	<b>.896</b>	<b>12-10</b>
Makarov	13-14	5	298	15	0	147	3.01	.907	2-3
McNeil	58-59	5	300	12	0	--	2.40	--	1-4
Miller	02-03	3	189:43	13	0	77	4.11	.856	1-2
Miller	03-04	14	856:47	26	2	368	1.82	.934	7-7
Miller	04-05	9	547:20	24	0	241	2.63	.909	5-4
<b>TOTALS</b>		<b>26</b>	<b>1,593:50</b>	<b>63</b>	<b>2</b>	<b>686</b>	<b>2.37</b>	<b>.916</b>	<b>13-13</b>
Noronen	99-00	21	1,235	37	6	540	1.80	.935	13-8
Noronen	00-01	4	250	11	0	85	2.46	.885	1-3
Noronen	01-02	1	59	3	0	20	3.06	.870	0-1
<b>TOTALS</b>		<b>26</b>	<b>1,544</b>	<b>51</b>	<b>6</b>	<b>645</b>	<b>1.98</b>	<b>.927</b>	<b>14-12</b>



# AMERKS ALL-TIME PLAYOFF GOALTENDERS

## Playoff History

### ALL-TIME PLAYOFF GOALTENDERS

GOALIE	YEAR	GP	MIN	GA	SO	SAVES	GAA	SV PCT	W-L
Parro	77-78	3	180	9	0	86	3.01	--	2-1
Perreault	56-57	10	600	27	2	--	2.70	--	5-5
Perreault	62-63	2	120	110	--	--	5.50	--	0-2
Perreault	65-66	9	532	17	2	--	1.92	--	7-2
Perreault	66-67	13	785	40	2	--	3.05	--	6-7
Perreault	67-68	9	515	28	0	--	3.26	--	7-2
<b>TOTALS</b>		<b>43</b>	<b>2,552</b>	<b>222</b>	<b>6</b>	<b>--</b>	<b>2.89</b>	<b>--</b>	<b>25-18</b>
Pettie	76-77	11	661	36	0	256	3.60	.877	6-5
Pettie	77-78	3	188	8	0	104	2.56	.929	0-3
<b>TOTALS</b>		<b>14</b>	<b>849</b>	<b>44</b>	<b>0</b>	<b>360</b>	<b>3.11</b>	<b>.891</b>	<b>6-8</b>
Plante	09-10	7	346	14	0	201	2.43	.935	3-3
Puppa	86-87	16	890	48	1	420	3.24	.898	10-6
Puppa	87-88	2	108	5	0	44	2.78	.898	0-1
<b>TOTALS</b>		<b>18</b>	<b>998</b>	<b>53</b>	<b>1</b>	<b>464</b>	<b>3.19</b>	<b>.897</b>	<b>10-7</b>
Pye	93-94	1	60	2	0	28	2.00	.933	1-0
Raymond	94-95	5	286	18	0	132	3.78	.880	1-4
Reece	74-75	11	680	34	0	312	3.00	.902	6-5
Salak	09-10	2	69	5	0	38	4.37	.884	0-1
Sanford	99-00	1	14	1	0	9	4.29	.900	0-0
Shields	94-95	1	20	3	0	14	3.78	.824	0-0
Shields	95-96	19	1,141	50	1	503	2.62	.910	15-3
<b>TOTALS</b>		<b>20</b>	<b>1,147</b>	<b>50</b>	<b>1</b>	<b>503</b>	<b>2.62</b>	<b>.910</b>	<b>15-3</b>
Smith	65-66	4	188	12	0	--	3.83	--	1-2
Sneddon	73-74	2	113	3	0	62	4.45	.873	0-2
Sneddon	74-75	1	60	6	0	22	6.00	.786	0-1
<b>TOTALS</b>		<b>3</b>	<b>179</b>	<b>15</b>	<b>0</b>	<b>84</b>	<b>5.03</b>	<b>.848</b>	<b>0-3</b>
Tremblay	84-85	3	121	11	0	46	5.45	.807	1-1
Ullmark	17-18	3	175	16	0	64	5.50	.800	0-3
Wakaluk	86-87	4	140	11	0	48	4.71	.814	2-0
Wakaluk	87-88	6	328	22	0	127	4.02	.852	3-3
Wakaluk	89-90	17	1,001	50	0	422	3.00	.894	10-6
Wakaluk	90-91	9	543	30	0	193	3.31	.865	6-3
<b>TOTALS</b>		<b>36</b>	<b>2,012</b>	<b>113</b>	<b>0</b>	<b>790</b>	<b>3.40</b>	<b>.875</b>	<b>21-12</b>
Walsh	79-80	3	180	16	0	108	5.35	.871	0-3
Wedgewood	18-19	3	180	9	0	56	3.00	.862	0-3
Wetzel	67-68	4	164	6	0	--	2.20	--	1-1
Zimmerman	72-73	5	310	21	0	--	4.03	--	2-3
Zimmerman	73-74	4	247	14	0	128	3.41	.901	2-2
<b>TOTALS</b>		<b>9</b>	<b>557</b>	<b>35</b>	<b>0</b>	<b>--</b>	<b>3.77</b>	<b>--</b>	<b>4-5</b>



ROCHESTER AMERICANS

# HISTORY





# AMERKS ALL-TIME RECORDS VS. CURRENT AHL CLUBS

## History

### REGULAR SEASON

TEAM	W	L/OTL	T/SOL
Abbotsford	0	0	0
Bakersfield	0	0	0
Belleville	9	9	0
Bridgeport	8	8	0
Charlotte	3	9	0
Chicago	8	5	3
Cleveland	41	28	7
Colorado	0	0	0
Grand Rapids	30	39	3
Hartford	15	10	2
Henderson	0	0	0
Hershey	192	213	54
Iowa	3	1	0
Laval	13	3	0
Lehigh Valley**	31	31	6
Manitoba***	21	30	5
Milwaukee	3	13	0
Ontario	0	0	0
Providence	14	23	1
Rockford	3	5	0
San Diego	0	0	0
San Jose	0	0	0
Springfield	7	3	0
Stockton	0	0	0
Syracuse	147	125	18
Texas	3	5	0
Toronto	50	71	4
Tucson	0	0	0
Utica***	33	35	7
Wilkes-Barre/Scranton	20	18	7

\*Includes totals carried over from the Philadelphia Phantoms, 1996-2009, and Adirondack Phantoms, 2009-14

\*\*Includes totals carried over from the previous Manitoba Moose franchise, 2001-2011

\*\*\*Includes totals carried over from the previous Utica Comets franchise, 2013-2021



# ALL-TIME COACHES

## History

### AMERKS ALL-TIME COACHES

SEASON	COACH	GP	W	L	T	PTS	GF	GA	FINISH
56-57	Billy Reay	64	34	25	5	73	224	199	3
57-58	Roly McLenahan	70	29	35	6	64	205	242	5
58-59	Bucko MacDonald *	15	4	10	1	9	43	55	
	Sam Pollack **	20	9	10	1	19	76	71	
	Steve Kraftcheck	35	21	11	3	45	123	76	3
59-60	Steve Kraftcheck	72	40	27	5	85	285	211	2
60-61	Steve Kraftcheck***	35	14	18	3	31	121	127	
	Jack Riley	37	18	18	1	37	140	117	5
61-62	Johnny Crawford	70	33	31	6	72	234	240	3W
62-63	Rudy Migay	72	24	39	9	57	241	270	3W
63-64	Joe Crozier	72	40	30	2	82	256	223	2W
64-65	Joe Crozier (CC)	72	48	21	3	99	310	199	1W
65-66	Joe Crozier (CC)	72	46	21	5	97	288	221	1W
66-67	Joe Crozier	72	38	25	9	85	300	223	2W
67-68	Joe Crozier (CC)	72	38	25	9	85	273	233	1W
68-69	Dick Gamble	74	25	38	11	61	237	295	4W
69-70	Dick Gamble	72	18	38	16	52	253	315	5W
70-71	Dick Gamble****	49	18	24	7	43	162	176	
	John O'Flaherty	23	7	12	4	18	60	72	4W
71-72	Doug Adam*****	37	12	20	5	29	103	150	
	Don Cherry	39	16	18	5	37	139	161	5E
72-73	Don Cherry	76	33	31	12	78	239	276	3E
73-74	Don Cherry	76	42	21	13	97	296	248	1N
74-75	Dick Mattiussi	76	42	25	9	93	317	243	2N
75-76	Dick Mattiussi	76	42	25	9	93	304	243	2N
76-77	Duane Rupp	80	42	33	5	89	320	273	3
77-78	Duane Rupp	81	43	31	7	93	332	296	1S
78-79	Duane Rupp	17	6	9	2	14	59	78	
	Gary Darling +	10	4	5	1	9	40	41	
	Ron Garwaisiuk ++	1	0	1	0	0	6	8	
	Pat Kelly +++	52	16	27	9	41	184	222	4S
79-80	Billy Inglis	80	28	42	10	66	260	327	4S
80-81	Mike Keenan	80	30	42	8	68	295	316	5S
81-82	Mike Keenan	80	40	31	9	89	325	286	2S
82-83	Mike Keenan (CC)	80	46	25	9	101	389	325	1S
83-84	Joe Crozier	80	46	32	2	94	363	300	2S
84-85	Jim Schoenfeld****	25	17	6	2	36	100	77	
	John Van Boxmeer	55	23	21	11	57	233	224	3S
85-86	John Van Boxmeer	80	34	39	7	75	320	331	6S
86-87	John Van Boxmeer (CC)	80	47	26	7	101	309	256	1S
87-88	John Van Boxmeer	75	42	26	7	92	303	257	2S

\* Replaced on interim Nov. 14, 1958

\*\* Replaced permanent Jan. 3, 1959

\*\*\* Replaced permanent Jan. 5, 1961

\*\*\*\* Replaced permanent Feb. 8, 1971

\*\*\*\*\* Replaced permanent Jan. 10, 1972

\*\*\*\*\* - Replaced on interim Feb. 20, 2013

+ Replaced interim Nov. 24, 1978

++ Coached one game Dec. 15, 1978

+++ Replaced permanent Dec. 16, 1978

++++ Called up to active player duty to Buffalo Dec. 6, 1984

+++++ Served as interim Coach (11/1/87-11/13/87); Van Boxmeer Suspended, Wins credited to Van Boxmeer

^ Remainder of 2019-20 regular season and 2020 Calder Cup Playoffs were cancelled on May 11, 2020, due to COVID-19 pandemic.

^^ Amerks played only 29 games during 2020-21 season.

C- Central Division; N- North Division; E- Eastern Division; EC- Eastern Conference; EM- Empire Division; S- Southern Division; W- Western Division; ND- North Division; MD- Mid-Atlantic Division; MK - Macgregor Kilpatrick Trophy; (AHL's overall points champion).



# ALL-TIME COACHES

## History

### AMERKS ALL-TIME COACHES

SEASON	COACH	GP	W	L	T	PTS	GF	GA	FINISH
87-88	Joe Crozier +++++	5	4	1	0	8	25	15	
88-89	John Van Boxmeer	80	38	37	5	81	305	302	5S
89-90	John Van Boxmeer	80	43	28	9	95	337	286	1S
90-91	Don Lever	80	45	26	9	99	326	253	1S
91-92	Don Lever	80	37	31	12	86	292	248	2S
92-93	John Van Boxmeer	80	40	33	7	87	348	332	2S
93-94	John Van Boxmeer	80	31	34	15	77	277	300	3S
94-95	John Van Boxmeer	80	35	38	7	77	300	304	4S
95-96	John Tortorella (CC)	80	37	38	5	83	294	297	3C
96-97	John Tortorella	80	40	31	9	90	298	257	1EM
97-98	Brian McCutcheon	80	30	38	12	72	238	260	5EM
98-99	Brian McCutcheon	80	52	22	6	111	284	176	1EM
99-00	Brian McCutcheon	80	46	25	9	104	247	192	1EM
00-01	Randy Cunneyworth	80	46	25	9	104	224	192	1MD
01-02	Randy Cunneyworth	80	32	33	15	82	206	211	2C
02-03	Randy Cunneyworth	80	31	35	14	81	219	221	2C
03-04	Randy Cunneyworth	80	37	33	10	89	207	188	3N
04-05	Randy Cunneyworth	80	51	23	6	112	243	208	MK
05-06	Randy Cunneyworth	80	37	41	2	78	261	270	5ND
06-07	Randy Cunneyworth	80	48	31	1	98	269	250	2ND
07-08	Randy Cunneyworth	80	24	52	4	58	197	291	7ND
08-09	Benoit Groulx	80	29	43	8	66	184	259	7ND
09-10	Benoit Groulx	80	44	35	1	91	253	247	2ND
10-11	Chuck Weber	80	31	44	5	72	218	266	7ND
11-12	Ron Rolston	76	36	36	4	86	224	221	7WC
12-13	Ron Rolston	48	27	20	1	57	164	140	
	Chadd Cassidy * * * * *	28	16	12	0	33	70	69	7WC
13-14	Chadd Cassidy	76	37	34	5	85	216	217	7WC
14-15	Chadd Cassidy	76	29	46	1	64	209	251	14WC
15-16	Randy Cunneyworth	76	34	41	1	72	199	249	13WC
16-17	Dan Lambert	76	32	41	3	67	205	240	13EC
17-18	Chris Taylor	76	37	22	17	91	234	221	3ND
18-19	Chris Taylor	76	46	23	7	99	254	218	2ND
19-20^	Chris Taylor	62	33	20	9	75	181	173	2ND
20-21^^	Seth Appert	29	11	15	3	25	89	116	6ND

\* Replaced on interim Nov. 14, 1958

\*\* Replaced permanent Jan. 3, 1959

\*\*\* Replaced permanent Jan. 5, 1961

\*\*\*\* Replaced permanent Feb. 8, 1971

\*\*\*\*\* Replaced permanent Jan. 10, 1972

\*\*\*\*\* - Replaced on interim Feb. 20, 2013

+ Replaced interim Nov. 24, 1978

++ Coached one game Dec. 15, 1978

+++ Replaced permanent Dec. 16, 1978

++++Called up to active player duty to Buffalo Dec. 6, 1984

++++Served as interim Coach (11/1/87-11/13/87); Van Boxmeer Suspended, Wins credited to Van Boxmeer

^ Remainder of 2019-20 regular season and 2020 Calder Cup Playoffs were cancelled on May 11, 2020, due to COVID-19 pandemic.

^^ Amerks played only 29 games during 2020-21 season.

C- Central Division; N- North Division; E- Eastern Division; EC- Eastern Conference; EM- Empire Division; S- Southern Division; W- Western Division; ND- North Division; MD- Mid-Atlantic Division; MK - Macgregor Kilpatrick Trophy; (AHL's overall points champion).



# COACHES LIFETIME RECORDS

## History

### AMERKS COACHES LIFETIME RECORDS

COACHES	REGULAR SEASON						PLAYOFFS			
	GP	W	L	T	PTS.	PCT.	GP	W	L	PCT.
Jim Schoenfeld	25	17	6	2	36	.720	--	--	--	---
Chris Taylor	214	116	65	33	265	.619	6	0	6	.000
Joe Crozier	440	256	154	30	550	.616	66	39	27	.590
Dick Mattiussi	152	84	50	18	186	.612	19	9	10	.474
Brian McCutcheon	240	128	85	27	287	.598	45	26	19	.578
Don Lever	160	82	57	21	185	.578	31	19	12	.613
Ron Rolston	124	63	56	5	143	.577	3	0	3	.000
Billy Reay	64	34	25	5	73	.570	10	5	5	.500
Steve Kraftcheck	142	75	56	11	161	.567	17	6	11	.353
Don Cherry	191	91	70	30	212	.555	12	4	8	.333
Duane Rupp	178	91	73	14	196	.551	18	8	10	.444
Randy Cunneyworth	716	340	311	65	774	.541	40	18	22	.450
John Tortorella	160	77	69	14	173	.541	29	21	8	.724
John Van Boxmeer	690	337	283	75	742	.540	73	36	37	.493
Mike Keenan	240	116	98	26	258	.538	25	16	9	.640
Johnny Crawford	70	33	31	6	72	.514	2	0	2	.000
Chadd Cassidy	180	82	92	6	182	.506	8	2	6	.250
Jack Riley	37	18	18	1	37	.500	--	--	--	---
Benoit Groulx	160	73	78	9	157	.491	7	3	4	.429
Sam Pollack	20	9	10	1	19	.475	--	--	--	---
Roly McLenahan	70	29	35	6	64	.457	--	--	--	---
Chuck Weber	80	31	44	5	72	.450	--	--	--	---
Gary Darling	10	4	5	1	9	.450	--	--	--	---
Dan Lambert	76	32	41	3	67	.441	--	--	--	---
<b>Seth Appert</b>	<b>29</b>	<b>11</b>	<b>15</b>	<b>3</b>	<b>25</b>	<b>.431</b>	--	--	--	---
Billy Inglis	80	28	42	10	66	.412	4	0	4	.000
Dick Gamble	195	61	100	34	156	.400	--	--	--	---
Rudy Migay	72	24	39	9	57	.396	2	0	2	.000
Pat Kelly	52	16	27	9	41	.394	--	--	--	---
Doug Adam	37	12	20	5	29	.392	--	--	--	---
John O'Flaherty	23	7	12	4	18	.391	--	--	--	---
Bucko McDonald	15	4	10	1	9	.300	--	--	--	---
Ron Garwasiuk	1	0	1	0	0	.000	--	--	--	---
<b>Totals:</b>	<b>4948</b>	<b>2381</b>	<b>2078</b>	<b>489</b>	<b>5321</b>	<b>.538</b>	<b>417</b>	<b>212</b>	<b>205</b>	<b>.508</b>

### CALDER CUP CHAMPION COACHES

COACHES	CALDER CUPS	YEARS
Joe Crozier	3	1964-65, 1965-66, 1967-68
Mike Keenan	1	1982-83
John Van Boxmeer	1	1986-87
John Tortorella	1	1995-96



# PRESIDENTS & GENERAL MANAGERS

## History

### AMERKS PRESIDENTS

PRESIDENT	YEARS
Steve Donner	1994 - 2008
Lewis Staats	2008 - 2011
Ted Black	2011 - 2015
Russ Brandon	2015 - 2018
Kim Pegula	2018 - Present

### AMERKS GENERAL MANAGERS

GENERAL MANAGERS	YEARS
Paul Bibeault	1956 - 1959
Jack Riley	1959 - 1964
Joe Crozier	1964 - 1968
Dick Gamble	1968 - 1971
Doug Adam	1971 - 1972
Don Cherry	1972 - 1974
John Den Hamer	1974 - 1979
George Bergantz	1979 - 1988
Randy Scott	1988 - 1993
Joe Baumann	1993 - 1996
Jody Gage	1996 - 2009
Randy Sexton	2009 - 2010
Mike Santos	2010 - 2011
Darcy Regier	2011 - 2013
Tim Murray	2014 - 2017
Randy Sexton	2017-2020
Jason Karmanos	2021 - Present



# ALL-TIME CAPTAINS

## History

### AMERKS ALL-TIME CAPTAINS

#### YEARS

2020-21

2019-20

2018-19

2017-18

2016-17

2015-16

2014-15 Drew Bagnall, Mark Pysyk, Jerry D'Amigo

2013-14 Matt Ellis, Drew Bagnall, Kevin Porter,  
Jamie Tardif

2012-13 Kevin Porter, Matt Ellis

2011-12 Colin Stuart

2010-11 NONE

2009-10 Rory Fitzpatrick

2008-09 Rory Fitzpatrick

2007-08 Clarke MacArthur, Drew Larman

2006-07 Brandon Smith

2005-06 Chris Taylor

2004-05 Chris Taylor

2003-04 Domenic Pittis

2002-03 Doug Houda

2001-02 Mike Hurlbut

2000-01 Mike Hurlbut

1999-00 Mike Hurlbut

1998-99 Scott Nichol, Mike Hurlbut

1997-98 Scott Nichol, Mike Hurlbut

1996-97 Dane Jackson

1995-96 Dane Jackson, Dixon

Ward

1994-95 Jody Gage, Todd Simon

1993-94 Jody Gage, James Black

1992-93 Jody Gage

1991-92 Steve Ludzik

1990-91 Steve Ludzik

1989-90 Jim Hofford

#### PLAYER

Steven Fogarty

Kevin Porter

Kevin Porter

Kevin Porter

Cal O'Reilly

Cal O'Reilly

Drew Bagnall, Mark Pysyk, Jerry D'Amigo

Matt Ellis, Drew Bagnall, Kevin Porter,  
Jamie Tardif

Kevin Porter, Matt Ellis

Colin Stuart

NONE

Rory Fitzpatrick

Rory Fitzpatrick

Clarke MacArthur, Drew Larman

Brandon Smith

Chris Taylor

Chris Taylor

Domenic Pittis

Doug Houda

Mike Hurlbut

Mike Hurlbut

Mike Hurlbut

Scott Nichol, Mike Hurlbut

Scott Nichol, Mike Hurlbut

Dane Jackson

Dane Jackson, Dixon

Jody Gage, Todd Simon

Jody Gage, James Black

Jody Gage

Steve Ludzik

Steve Ludzik

Steve Ludzik

Jim Hofford

#### YEARS

1988-89

1987-88

1986-87

1985-86

1984-85

1983-84

1982-83

1981-82

1980-81

1979-80

1978-79

1977-78

1976-77

1975-76

1974-75

1973-74

1972-73

1971-72

1970-71

1969-70

1968-69

1967-68

1966-67

1965-66

1964-65

1963-64

1962-63

1961-62

1960-61

1959-60

1958-59

1957-58

1956-57

#### PLAYER

Jim Hofford, Richie Dunn

Jim Hofford

Don Lever, Dave Fenyves

Mal Davis

Chris Langevin, Ted Nolan

Bob Mongrain

Mal Davis, Bob Mongrain

Chris Halyk

Jim Walsh

Ron Schock, Bill Stewart, Mike Boland

Ron Garwasiuk, Steve Langdon

Gordie Clark, Darryl Edestrand

Rene Drolet, Rod Graham

Barry Merrell, Rick Pagnutti, Rene Drolet

Billy Knibbs

NONE

Bob Ellett

Doug Dunville

Norm Armstrong

Norm Armstrong

Don Cherry

Don Cherry

Gerry Ehman

Gerry Ehman, Dick Gamble, Don Cherry

Larry Hillman

Al Arbour

Bob Armstrong

Steve Kraftcheck

Pat Hannigan, Dave Creighton

Rudy Migay

Steve Kraftcheck, Rudy Migay

Benny Woit

Gordie Hannigan

## AFFILIATION TIMELINE



YEARS	AFFILIATION	YEARS	AFFILIATION
1956-57	Montreal Canadiens (NHL)	1987-88	Buffalo Sabres (NHL)
	and Toronto Maple Leafs (NHL)	1988-89	Buffalo Sabres (NHL)
1957-58	Montreal Canadiens (NHL)	1989-90	Buffalo Sabres (NHL)
	and Toronto Maple Leafs (NHL)	1990-91	Buffalo Sabres (NHL)
1958-59	Montreal Canadiens (NHL)	1991-92	Buffalo Sabres (NHL)
	and Toronto Maple Leafs (NHL)	1992-93	Buffalo Sabres (NHL)
1959-60	Toronto Maple Leafs (NHL)	1993-94	Buffalo Sabres (NHL)
1960-61	Toronto Maple Leafs (NHL)	1994-95	Buffalo Sabres (NHL)
1961-62	Toronto Maple Leafs (NHL)	1995-96	Buffalo Sabres (NHL)
1962-63	Toronto Maple Leafs (NHL)	1996-97	Buffalo Sabres (NHL)
1963-64	Toronto Maple Leafs (NHL)	1997-98	Buffalo Sabres (NHL)
1964-65	Toronto Maple Leafs (NHL)	1998-99	Buffalo Sabres (NHL)
1965-66	Toronto Maple Leafs (NHL)	1999-00	Buffalo Sabres (NHL)
1966-67	Toronto Maple Leafs (NHL)	2000-01	Buffalo Sabres (NHL)
1967-68	Toronto Maple Leafs (NHL)	2001-02	Buffalo Sabres (NHL)
1968-69	Vancouver Canucks (WHL)	2002-03	Buffalo Sabres (NHL)
1969-70	Vancouver Canucks (WHL)	2003-04	Buffalo Sabres (NHL)
1970-71	Vancouver Canucks (NHL)	2004-05	Buffalo Sabres (NHL)
1971-72	Vancouver Canucks (NHL)	2005-06	Buffalo Sabres (NHL) and Florida Panthers (NHL)
1972-73	Independent	2006-07	Buffalo Sabres (NHL) and Florida Panthers (NHL)
1973-74	Independent	2007-08	Buffalo Sabres (NHL) and Florida Panthers (NHL)
1974-75	Boston Bruins (NHL)	2008-09	Florida Panthers (NHL)
1975-76	Boston Bruins (NHL)	2009-10	Florida Panthers (NHL)
1976-77	Boston Bruins (NHL)	2010-11	Florida Panthers (NHL)
1977-78	Boston Bruins (NHL)	2011-12	Buffalo Sabres (NHL)
1978-79	Boston Bruins (NHL)	2012-13	Buffalo Sabres (NHL)
1979-80	Buffalo Sabres (NHL)	2013-14	Buffalo Sabres (NHL)
1980-81	Buffalo Sabres (NHL)	2014-15	Buffalo Sabres (NHL)
1981-82	Buffalo Sabres (NHL)	2015-16	Buffalo Sabres (NHL)
1982-83	Buffalo Sabres (NHL)	2016-17	Buffalo Sabres (NHL)
1983-84	Buffalo Sabres (NHL)	2017-18	Buffalo Sabres (NHL)
1984-85	Buffalo Sabres (NHL)	2018-19	Buffalo Sabres (NHL)
1985-86	Buffalo Sabres (NHL)	2019-20	Buffalo Sabres (NHL)
1986-87	Buffalo Sabres (NHL)	2020-21	Buffalo Sabres (NHL)





# AMERKS FIRSTS AND MILESTONES

## History

### FIRST GAME

**Rochester War Memorial - October 14, 1956**  
Rochester Americans 2 vs. Cleveland Barons 2  
(6,306 Attendance)

Opening faceoff was between the Amerks' Mike Nykoluk and Cleveland's Cal Stearns. Representative Kenneth B. Keating dropped the puck for the opening faceoff. Rochester's first goal was scored by Mike Nykoluk (PPG) at 11:03 of the 1st period. The tying goal of the game was scored by the Amerks' Earl Balfour on a breakaway from center ice.

#### Amerks Starting Lineup:

**Goaltender:** Charlie Hodge  
**Defense:** Tommy Williams, Al MacNeil, Bob Baun, Mickey Keating.  
**Forwards:** Mike Nykoluk, Ron Hurst, Joe Lund, Ab McDonald, Paul Masnick, Glen Cressman, Earl Balfour, Gary Collins, Hex Lalonde, Gordie Hannigan.

**Rochester War Memorial Opening - October 18, 1955**  
The event was "Rochester on parade"

### HIGHEST SCORING GAME

**Highest Scoring Amerks Game - November 24, 1966**  
Rochester Americans 14 vs. Cleveland Barons 6

#### 1st Period

Walton  
Sly  
Corrigan  
Corrigan  
Smrke

**AMERKS 5** Cleveland 1  
(Sly-Gamble)  
(Gamble-Clancy)  
(unassisted)  
(Ehman-Blackburn)  
(Corrigan)

#### 2nd Period

Corrigan  
Horvath  
Horvath  
Walton

**AMERKS 9** Cleveland 3  
(Smrke-Joyal)  
(Blackburn-Rupp)  
(Arbour-Blackburn)  
(unassisted)

#### 3rd Period

Smrke  
Gamble  
Gamble  
Ehman  
Clancy

**AMERKS 14** Cleveland 6  
(Joyal-Corrigan)  
(Walton-Sly)  
(Walton-Sly)  
(Horvath-Sly)  
(Walton-Gamble)

### MILESTONE GOALS

GOALS	PLAYER	DATE	OPPONENT
1,000	Hank Ciesla	November 5, 1960	at Cleveland (3-1 loss)
2,000	Norm Armstrong	November 22, 1964	vs. Springfield (6-1 win)
	<i>(2nd goal of game for Armstrong and game-winner)</i>		
3,000	Bob Barlow	January 28, 1968	vs. Baltimore (4-1 win)
	<i>(2nd goal of game for Barlow and game-winner)</i>		
4,000	Barry Wilcox	February 13, 1972	at Providence (15-3 loss)
5,000	Gordie Clark	November 22, 1975	at Hershey (6-4 loss)
6,000	Daryl Drader	December 22, 1979	vs. New Brunswick (6-5 loss)
7,000	Bob Mongrain	March 7, 1982	vs. Adirondack (7-5 win)
8,000	Claude Verret	January 18, 1985	vs. Baltimore (4-3 loss)
9,000	Bob Logan	February 14, 1988	vs. Utica (6-3 win)
10,000	Jody Gage	February 20, 1991	vs. Moncton (6-2 win)
11,000	Todd Simon	October 8, 1994	at Adirondack (8-5 loss)
12,000	Craig Charron	January 17, 1998	vs. Syracuse (4-4 tie)
13,000	Ales Kotalik	February 15, 2002	vs. Norfolk (4-2 win)
14,000	Mark Mancari	October 6, 2006	vs. Albany (6-0 win)
15,000	Jeff LoVecchio	December 26, 2010	vs. Syracuse (5-2 win)
16,000	Colin Jacobs	April 19, 2015	at Adirondack (5-3 win)
17,000	Lawrence Pilut	January 4, 2020	at Toronto (5-2 loss)



# AMERKS FIRSTS AND MILESTONES

## History

### MILESTONE WINS

---

800th Amerks Win:	March 21, 1979 vs. Binghamton Dusters in Binghamton (5-4)	Winning goal: <b>Steve West</b>
900th Amerks Win:	April 4, 1982 vs. Erie Blades in Rochester (7-6 ot)	Winning goal: <b>Chris Halyk</b>
1,000th Amerks Win:	October 26, 1984 vs. Hershey in Rochester (5-4)	Winning goal: <b>Gary Burns</b>
1,100th Amerks Win:	February 18, 1987 vs. Newmarket in Rochester (5-3)	Winning goal: <b>Ray Sheppard</b>
1,200th Amerks Win:	October 18, 1989 vs. Utica in Utica (4-2)	Winning goal: <b>Jody Gage</b>
1,300th Amerks Win:	January 3, 1992 vs. Baltimore in Baltimore (4-2)	Winning goal: <b>Peter Ciavaglia</b>
1,400th Amerks Win:	November 11, 1994 vs. Worcester in Rochester (4-2)	Winning goal: <b>Jason Young</b>
1,500th Amerks Win:	March 19, 1997 vs. Saint John in Rochester (6-0)	Winning goal: <b>Terry Yake</b>
1,600th Amerks Win:	November 19, 2000 vs. Syracuse in Syracuse (5-2)	Winning goal: <b>Francois Methot</b>
1,700th Amerks Win:	February 20, 2002 vs. Hamilton in Hamilton (4-2)	Winning goal: <b>Craig Charron</b>
1,800th Amerks Win:	January 6, 2005 vs. Edmonton at Edmonton (1-0)	Winning goal: <b>Derek Roy</b>
1,900th Amerks Win:	February 2, 2007 vs. Toronto Marlies (6-1)	Winning Goal: <b>Drew Larman</b>
2,000th Amerks Win:	February 21, 2010 vs. Portland Pirates (3-2 in shootout)	Winning goal: <b>Mike York</b>
2,100th Amerks Win:	January 21, 2013 vs. Hamilton Bulldogs in Rochester (6-3)	Winning goal: <b>Rick Schofield</b>
2,200th Amerks Win:	December 12, 2015 vs. St. John's IceCaps in St. John's (3-2 OT)	Winning goal: <b>Jason Akeson</b>
2,300th Amerks Win:	November 7, 2018 vs. Cleveland Monsters at KeyBank Center in Buffalo (5-2)	Winning goal: <b>Justin Bailey</b>

---



# AMERKS AWARD WINNERS

## History

### AMERKS TEAM MVP

#### YEAR

87-88  
88-89  
89-90  
90-91  
91-92  
92-93  
93-94  
94-95  
95-96  
96-97  
97-98  
98-99  
99-00  
00-01  
01-02  
02-03  
03-04  
04-05  
05-06  
06-07  
07-08  
08-09  
09-10  
10-11  
11-12  
12-13  
13-14  
14-15  
15-16  
16-17  
17-18  
18-19  
19-20  
20-21

#### PLAYER

Jody Gage  
Ken Priestlay  
Darcy Wakaluk  
Don McSween  
Peter Ciavaglia  
Peter Ciavaglia  
Todd Simon  
Mark Kryz  
Craig Charron  
Terry Yake  
Craig Charron  
Martin Biron  
Mika Noronen  
Mika Noronen  
Chris Taylor  
Chris Taylor  
Domenic Pittis  
Chris Taylor, Ryan Miller  
Nathan Paetsch  
Janis Sprukts  
Clarke MacArthur  
Mike Brodeur  
Jamie Johnson  
Mike Kostka  
David Leggio  
David Leggio  
Phil Varone  
Chad Ruhwedel  
Tim Schaller  
Linus Ullmark  
Linus Ullmark  
Zach Redmond  
Jonas Johansson  
Remi Elie

### AMERKS SCORING CHAMPION

#### YEAR

87-88  
88-89  
89-90  
90-91  
91-92  
92-93  
93-94  
94-95  
95-96  
96-97  
97-98  
98-99  
99-00  
00-01  
01-02  
02-03  
03-04  
04-05  
05-06

#### PLAYER

Jody Gage  
Ken Priestlay  
Mike Donnelly  
Don Biggs  
Peter Ciavaglia  
Peter Ciavaglia  
Todd Simon  
Todd Simon  
Craig Charron  
Terry Yake  
Craig Charron  
Domenic Pittis  
Domenic Pittis  
Francois Methot  
Chris Taylor  
Chris Taylor  
Domenic Pittis  
Chris Taylor  
Jiri Novotny

### AMERKS SCORING CHAMPION *Continued*

#### YEAR

06-07  
07-08  
08-09  
09-10  
10-11  
11-12  
12-13  
13-14  
14-15  
15-16  
16-17  
17-18  
18-19  
19-20  
20-21

#### PLAYER

Clarke MacArthur  
Mark Mancari  
Michal Repik  
Jamie Johnson  
Mike Kostka  
Phil Varone  
Mark Mancari  
Phil Varone  
Phil Varone  
Cole Schneider  
Cole Schneider  
Zach Redmond  
Victor Olofsson  
Jean-Sebastien Dea  
Brett Murray

### DEFENSIVE PLAYER OF THE YEAR

#### YEAR

81-82  
82-83  
83-84  
84-85  
85-86  
86-87  
87-88  
88-89  
89-90  
90-91  
91-92  
92-93  
93-94  
98-99

#### PLAYER

Dean Turner  
Daniel Naud  
Dave Fenyves  
Mark Renaud  
Jayson Meyer  
Jack Brownschidle  
Don McSween  
Don McSween  
Don McSween  
Don McSween  
Don McSween  
Greg Brown  
Dean Melanson  
Mike Hurlbut

(sponsored by Exec Club)

### EXEC CLUB ROOKIE OF THE YEAR AWARD

#### YEAR

83-84  
84-85  
85-86  
86-87  
87-88  
88-89  
89-90  
90-91  
91-92  
92-93  
93-94  
94-95  
95-96  
96-97  
97-98  
98-99  
99-00  
00-01

#### PLAYER

Claude Verret  
Gates Orlando  
Tim Hoover  
Bob Logan  
Kevin Kerr  
Rob Ray  
Donald Audette  
Dave Littman  
Peter Ciavaglia  
Scott Thomas  
Philippe Boucher  
Mark Astley  
Barrie Moore  
Vaclav Varada  
Martin Biron  
Cory Sarich  
Mika Noronen  
Norm Milley



# AMERKS AWARD WINNERS

## History

### EXEC CLUB ROOKIE OF THE YEAR AWARD

#### YEAR

01-02  
02-03  
03-04  
04-05  
05-06  
06-07  
07-08  
08-09  
09-10  
10-11  
11-12  
12-13  
13-14  
14-15  
15-16  
16-17  
17-18  
18-19  
19-20  
20-21

#### PLAYER

Doug Janik  
Ryan Miller  
Chris Thorburn  
Thomas Vanek  
Stefan Meyer  
Patrick Kaleta  
Marc-Andre Gagnani  
Michael Duco  
Alexander Salak  
Jacob Markstrom  
Marcus Foligno  
Brian Flynn  
Nathan Lieuwen  
Andrey Makarov/Jake McCabe  
Justin Bailey  
Alexander Nylander  
C.J. Smith  
Rasmus Asplund  
Jacob Bryson  
Mattias Samuelsson

### EXEC CLUB MOST IMPROVED PLAYER

#### YEAR

84-85  
85-86  
86-87  
87-88  
88-89  
89-90  
90-91  
91-92  
92-93  
93-94  
94-95  
95-96  
96-97  
97-98  
98-99  
99-00  
00-01  
01-02  
02-03  
03-04  
04-05  
05-06  
06-07  
07-08  
08-09  
09-10  
10-11  
11-12  
12-13  
13-14  
14-15  
15-16  
16-17

#### PLAYER

Jeff Hamilton  
Doug Trapp  
Ray Sheppard  
Mike Hartman  
Rob Ray  
Francois Guay  
Joel Savage  
Sean O'Donnell  
Olaf Kolzig  
Mikhail Volkov  
Mike Bavis  
Barrie Moore  
Shayne Wright  
Matt Davidson  
Darren VanOene  
Mika Noronen  
Paul Traynor  
Doug Janik  
Paul Gaustad, Jason Pominville  
Jason Pominville  
Sean McMorro  
Matt Hendicks  
Patrick Kaleta  
Dylan Hunter  
Keaton Ellerby  
Evgeny Dadonov  
Michael Caruso  
Phil Varone  
Zemgus Girgensons  
Tim Schaller  
Dan Catenacci  
William Carrier  
Eric Cornel

### EXEC CLUB MOST IMPROVED PLAYER *Continued*

#### YEAR

17-18  
18-19  
19-20  
20-21

#### PLAYER

Sean Malone  
Rasmus Asplund  
Jacob Bryson  
Matej Pekar, Dominic Franco

### ROB ZABELNY UNSUNG HERO AWARD

#### YEAR

83-84  
84-85  
85-86  
86-87  
87-88  
88-89  
89-90  
90-91  
91-92  
92-93  
93-94  
94-95  
95-96  
96-97  
97-98  
98-99  
99-00  
00-01  
01-02  
02-03  
03-04  
04-05  
05-06  
06-07  
07-08  
08-09  
09-10  
10-11  
11-12  
12-13  
13-14  
14-15  
15-16  
16-17  
17-18  
18-19  
19-20  
20-21

#### PLAYER

Dave Fenyves  
Jim Hofford  
Jim Jackson  
Jack Brownschidle, Dave Fenyves  
Kevin Kerr  
Scott Metcalfe  
Francois Guay  
Dan Frawley  
Lindy Ruff  
Dan Frawley  
Mark Krys  
Mark Krys  
Rumun Ndur  
Shayne Wright  
Dan Frawley, Dean Melanson  
Matt Davidson  
Doug Houda  
Kevin Bolibruck  
Doug Janik  
Paul Gaustad  
Steve Lingren  
Paul Gaustad  
Sylvain Dufresne  
Janis Sprukts  
David Brine  
Karl Stewart  
Jordan Henry  
Michael Caruso  
Shaone Morrisonn  
Alex Biega  
Colton Gillies  
Jerome Leduc  
Brady Austin  
Justin Vaive  
Colin Blackwell  
Wayne Simpson  
Sean Malone  
Casey Fitzgerald

### FAIRAND/O'NEIL SPORTSMANSHIP AWARD

#### YEAR

73-74  
74-75  
75-76  
76-77  
77-78  
78-79  
79-80

#### PLAYER

Rod Graham  
Steve Stirling  
Ron Garwasiuk  
Barry Smith  
Darryl Edstrand  
Daryl Drader  
Ed Walsh



# AMERKS AWARD WINNERS

## History

### FAIRAND/O'NEIL SPORTSMANSHIP AWARD *Continued*

#### YEAR

80-81  
81-82  
82-83  
83-84  
84-85  
85-86  
86-87  
87-88  
88-89

#### PLAYER

Bob Hess  
N/A  
N/A  
Yvon Lambert  
Claude Verret  
Jim Jackson  
Don Lever  
Richie Dunn  
Richie Dunn  
Mikael Andersson  
Jim Jackson  
Jim Jackson  
Francois Guay  
Peter Ciavaglia  
Greg Brown  
Sean O'Donnell  
Todd Copeland  
Jody Gage  
Craig Charron  
Craig Charron  
Mike Harder  
Randy Cunneynworth  
Dane Jackson  
Norm Milley  
Chris Taylor  
Norm Milley  
Chris Taylor  
David Cullen  
Mark Mancari  
Dylan Hunter  
David Brine  
Jamie Johnson  
Clay Wilson  
Colin Stuart  
Phil Varone  
Kevin Porter  
Phil Varone  
Justin Bailey  
Linus Ullmark  
Colin Blackwell  
Danny O'Regan  
Kevin Porter  
Oskari Laaksonen

89-90  
90-91  
91-92  
92-93  
93-94  
94-95  
95-96  
96-97  
97-98  
98-99  
99-00  
00-01  
01-02  
02-03  
03-04  
04-05  
05-06  
06-07  
07-08  
08-09  
09-10  
10-11  
11-12  
12-13  
13-14  
14-15  
15-16  
16-17  
17-18  
18-19  
19-20  
20-21

### McCULLOCH TROPHY FOR COMMUNITY SERVICE

#### YEAR

87-88  
88-89  
89-90  
  
90-91  
91-92  
  
92-93  
93-94  
94-95

#### PLAYER

Jim Hofford  
Jim Jackson  
Don McSween  
Scott Metcalfe  
Joel Savage  
Peter Ciavaglia  
Brad Rubachuk  
Peter Ciavaglia  
Todd Flichel  
Scott Metcalfe

### McCULLOCH TROPHY FOR COMMUNITY SERVICE *Continued*

#### YEAR

95-96  
96-97  
97-98  
98-99  
99-00  
00-01  
  
01-02  
  
02-03  
  
03-04  
04-05  
05-06  
  
06-07  
07-08  
08-09  
  
09-10  
10-11  
11-12  
12-13  
13-14  
14-15  
15-16  
16-17  
17-18  
18-19  
19-20  
20-21

#### PLAYER

Scott Metcalfe  
Craig Charron  
Scott Nichol  
Mike Harder  
Jeremy Adduono  
Jeremy Adduono  
Jason Cipolla  
Jeremy Adduono  
Rory Fitzpatrick  
Rory Fitzpatrick  
Sean McMorrow  
Nathan Paetsch  
Nathan Paetsch  
Sean McMorrow  
Nathan Paetsch  
Patrick Kaleta  
Drew Larman  
Rory Fitzpatrick  
Drew Larman  
Rory Fitzpatrick  
Paul Baier  
Derek Whitmore  
Evan Rankin  
Matt MacKenzie  
Nick Petrecki  
Patrick Kaleta  
Mac Bennett  
Nathan Paetsch  
Nathan Paetsch  
Nathan Paetsch  
Not awarded

### EXEC CLUB MOST POPULAR PLAYER AWARD

#### YEAR

88  
88-89  
89-90  
90-91  
91-92  
92-93  
93-94  
94-95  
95-96  
96-97  
97-98  
  
98-99  
99-00  
00-01  
01-02  
02-03  
03-04  
04-05  
  
05-06  
06-07

#### PLAYER

Jim Jackson  
Ken Priestlay  
Jim Jackson  
Jody Gage  
Jody Gage  
Jody Gage  
Matthew Barnaby  
Scott Metcalfe  
Scott Metcalfe  
Scott Metcalfe  
Craig Charron  
Scott Metcalfe  
Martin Biron  
Randy Cunneynworth  
Sasha Lakovic  
Craig Charron  
Jason Botterill  
Jason Pominville  
Ryan Miller  
Norm Milley  
Chris Taylor  
Patrick Kaleta



# AMERKS AWARD WINNERS

## History

### EXEC CLUB MOST POPULAR PLAYER AWARD *Continued*

YEAR	PLAYER
07-08	Marc-Andre Gragnani
08-09	Mike Brodeur
09-10	Jamie Johnson
	Mike York
10-11	Tyler Plante
11-12	David Leggio
12-13	David Leggio
13-14	Frederick Roy
14-15	Zac Dalpe
15-16	Tim Schaller
16-17	Linus Ullmark
17-18	Linus Ullmark
18-19	Zach Redmond
19-20	Taylor Leier
20-21	Not awarded

### EXEC CLUB GAME-WINNING GOAL AWARD

YEAR	PLAYER
87-88	Jody Gage
88-89	Ken Priestlay
89-90	Mike Donnelly
90-91	Jody Gage
91-92	Peter Ciavaglia
92-93	Jody Gage
93-94	Todd Simon
94-95	Scott Thomas
95-96	Craig Charron
96-97	Scott Nichol
97-98	Matt Davidson
	Dean Melanson
	Scott Nichol
98-99	Dean Sylvester
99-00	Jeremy Adduono
00-01	Chris Taylor
01-02	Christian Matte
02-03	Milan Bartovic
03-04	Milan Bartovic
04-05	Jason Pominville
05-06	Clarke MacArthur
	Matt Hendricks
06-07	Michael Ryan
	Mark Mancari
07-08 (all with two GWG each)	Mark Mancari
	Marc-Andre Gragnani
	Clarke MacArthur
	Marek Zagrapan
	Anthony Stewart
	David Brine
08-09 (three GWG each)	Stefan Meyer
	Jacob Micflikier
09-10	Michal Repik
10-11	Chris Taylor
11-12	Marcus Foligno
12-13	Mark Mancari
13-14	Luke Adam
14-15	Dan Catenacci/Chad Ruhwedel

### EXEC CLUB GAME-WINNING GOAL AWARD *Continued*

YEAR	PLAYER
15-16	Dan Catenacci
16-17	Nick Baptiste/Cole Schneider
17-18	Kevin Porter
18-19	Zach Redmond/Victor Olofsson
19-20	Andrew Oglevie
20-21	Brett Murray

### EXEC CLUB OFFENSIVE PLAYER-OF-THE-YEAR AWARD

YEAR	PLAYER
87-88	Jody Gage
88-89	Ken Priestlay
89-90	Donald Audette
90-91	Don Biggs
91-92	Jody Gage
92-93	Peter Ciavaglia
93-94	Viktor Gordiouk

### FIRST CLASS TRAVEL 7TH PLAYER AWARD

YEAR	PLAYER
97-98	Craig Charron

### V.P. SUPPLY MOST POPULAR PLAYER

YEAR	PLAYER
87-88	Jody Gage
88-89	Jeff Capello
89-90	Donald Audette
90-91	Jody Gage
91-92	Jody Gage
92-93	Jody Gage
93-94	Matthew Barnaby
94-95	Scott Metcalfe
95-96	Scott Metcalfe
96-97	Scott Metcalfe
97-98	Scott Nichol

### AMERKS PLAYER OF THE MONTH

2008-09 WINNER	PLAYER
October	Jason Garrison
November	Michal Repik
December	Mike Brodeur
January	Janis Sprukts
February	N/A
March	Keaton Ellerby
April	Janis Sprukts
2009-10 WINNER	PLAYER
October	Alexander Salak
November	Jamie Johnson
December	Jamie Johnson
January	Jamie Johnson
February	Clay Wilson
March	Tyler Plante
April	N/A



# AMERKS AWARD WINNERS

## History

### MARY CARIOLA CHILDREN'S CENTER VIP PLAYER OF THE MONTH (AWARDED FOR COMMUNITY SERVICE)

#### 2002-03 WINNERS

	PLAYER
October	Rory Fitzpatrick
November	Jason Pominville
	Paul Gaustad
	Ryan Jorde
December	Sean McMorrow
January	Jason Botterill
February	Amerks Alumni Association
March/April	Rochester Americans

#### 2001-02 WINNERS

	PLAYER
December	Jeremy Adduono
January	Jeremy Adduono
February	Rory Fitzpatrick
March	Rochester Americans

### CONNORS & FERRIS COMEBACK PLAYER OF THE YEAR

YEAR	PLAYER
05-06	Chris Taylor
06-07	Brandon Smith
07-08	Kenndal McArdle
08-09	Kenndal McArdle

### BOOSTER CLUB SERVICE AWARD

YEAR	PLAYER
03-04	The Moose (John "Sonny" Zamites) for 25 years of service
04-05	Jason Botterill

### AHL MAN OF THE YEAR (AHL SPONSORED AWARD - ROCHESTER WINNERS)

YEAR	PLAYER
00-01	Jeremy Adduono
01-02	Jeremy Adduono
02-03	Sean McMorrow
03-04	Scott Ricci
04-05	Jason Botterill
05-06	Sean McMorrow
06-07	Patrick Kaleta
07-08	Mike Weber
08-09	Rory Fitzpatrick
09-10	Rory Fitzpatrick
10-11	Paul Baier
11-12	Derek Whitmore
12-13	Evan Rankin
13-14	Matt MacKenzie
14-15	Nick Petrecki
15-16	Patrick Kaleta
16-17	Mac Bennett
17-18	Nathan Paetsch
18-19	Nathan Paetsch
19-20	Nathan Paetsch
20-21	Michael Dhesse, AHL Athletic Trainers*

\*All 31 AHL head athletic trainers named Yanick Dupre Memorial Award winners for 2020-21 season



# AMERKS AHL AWARD WINNERS History

## LES CUNNINGHAM AWARD (REGULAR SEASON MVP)

YEAR	PLAYER
1958-59	Billy Hicke
	Rudy Migay
1965-66	Dick Gamble
1973-74	Art Stratton
1974-75	Doug Gibson
1976-77	Doug Gibson
1983-84	Mal Davis
1985-86	Paul Gardner
1987-88	Jody Gage

## ALDEGE "BAZ" BASTIEN MEMORIAL AWARD (OUTSTANDING GOALTENDERS)

YEAR	PLAYER
1998-99	Martin Biron
2004-05	Ryan Miller

## DUDLEY "RED" GARRETT MEMORIAL AWARD (OUTSTANDING ROOKIE)

YEAR	PLAYER
1958-59	Billy Hicke
1965-66	Mike Walton
1968-69	Ron Ward
1983-84	Claude Verret
1989-90	Donald Audette
1999-00	Mika Noronen

## HARRY "HAP" HOLMES MEMORIAL AWARD (OUTSTANDING GOALTENDERS)

YEAR	PLAYER
1959-60	Ed Chadwick
1964-65	Gerry Cheevers
1967-68	Bobby Perreault
1990-91	David Littman
	Darcy Wakaluk
1991-92	David Littman
1998-99	Martin Biron and Tom Draper

## EDDIE SHORE AWARD (OUTSTANDING DEFENSEMAN)

YEAR	PLAYER
1958-59	Steve Kraftcheck
1964-65	Al Arbour
2018-19	Zach Redmond

## JOHN B. SOLLENBERGER AWARD (LEADING SCORER - REGULAR SEASON)

YEAR	PLAYER
1958-59	Billy Hicke
1963-64	Gerry Ehman
1965-66	Dick Gamble
1974-75	Doug Gibson
1977-78	Rick Adduono (tie)
1985-86	Paul Gardner
1998-99	Domenic Pittis

## FRED T. HUNT AWARD (SPORTSMANSHIP, DETERMINATION & DEDICATION TO HOCKEY)

YEAR	PLAYER
1997-98	Craig Charron
1999-00	Randy Cunneynworth
2004-05	Chris Taylor

## LOUIS A. R. PIERI MEMORIAL AWARD (COACH OF THE YEAR)

YEAR	RECIPIENT
1973-74	Don Cherry
1990-91	Don Lever
2004-05	Randy Cunneynworth

## KEN MCKENZIE AWARD (OUTSTANDING EXECUTIVE - PR, MARKETING AND TICKET SALES)

YEAR	RECIPIENT
1981-82	Rick Peckham
1985-86	Randy Scott
1997-98	Chris Palin
2001-02	Dave Cieslinski

## JAMES H. ELLERY MEMORIAL AWARDS (OUTSTANDING MEDIA)

YEAR	RECIPIENT
1965-66	Hans Tanner (Print)
1976-77	Rich Funke (TV)
1980-81	Simeon Smith (TV)
	Rick Wheeler (Print)
1982-83	Tom Gagnon (TV)
1983-84	Tom George (Radio)
1984-85	Phil Smith (TV)
1985-86	Rich Funke (TV)
1986-87	Arnold Klinsky (TV)
1987-88	Frank Chiano (TV)
1990-91	Bob Matthews (Radio)
1992-93	Kevin Oklobzija (Print)
1993-94	Don Stevens (Radio)
1995-96	Kevin Oklobzija (Print)
2012-13	Don Stevens (Radio)

## JAMES C. HENDY MEMORIAL AWARD (OUTSTANDING EXECUTIVE)

YEAR	RECIPIENT
1971-72	Robert W. Clarke
1982-83	George Bergantz
1992-93	Robert W. Clarke
1995-96	Steve Donner
1998-99	Jody Gage

## ALL-ROOKIE TEAM

YEAR	PLAYER
1998-99	Cory Sarich (Defense)
1999-00	Mika Noronen (Goalie)
	Dmitri Kalinin (Defense)
2004-05	Thomas Vanek (Forward)



# AHL ALL-STARS

## History

### AMERKS AHL ALL-STARS

YEARS	PLAYER
56-57	(1st) D-Tom Williams, C-Bronco Horvath; (2nd) LW-Ed Mazur.
57-58	(2nd) G-Gerry McNeil, D-Tom Williams.
58-59	(1st) D-Steve Kraftcheck, C-Rudy Migay, RW-Billy Hicke, LW-Gary Aldcorn.
59-60	(1st) G-Ed Chadwick, D-Steve Kraftcheck, LW-Stan Smrke.
60-61	(2nd) G-Ed Chadwick, D-Steve Kraftcheck, RW-Gerry Ehman.
61-62	(2nd) LW-Dick Gamble.
62-63	(1st) D-Al Arbour.
63-64	(1st) D-Al Arbour, RW-Gerry Ehman; (2nd) C-Bronco Horvath.
64-65	(1st) G-Gerry Cheevers, D-Al Arbour, D-Larry Hillman; (2nd) C-Bronco Horvath, LW-Dick Gamble.
65-66	(1st) D-Al Arbour, LW-Dick Gamble, RW-Gerry Ehman; (2nd) D-Duane Rupp, RW-Jim Pappin.
66-67	(2nd) D-Duane Rupp, LW-Dick Gamble.
67-68	(1st) LW-Bob Barlow; (2nd) G-Bob Perrault, D-Marc Reaume.
70-71	(1st) LW-Don Blackburn.
72-73	(2nd) D-Rick Pagnutti.
73-74	(1st) LW-Murray Kuntz; (2nd) C-Art Stratton.
74-75	(1st) C-Doug Gibson; (2nd) G-Dave Reece, D-Rick Pagnutti.
75-76	(1st) LW-Dave Hynes; (2nd) D-Al Simmons, RW-Gordie Clark.
76-77	(1st) C-Doug Gibson; (2nd) D-Al Sims, RW-Gordie Clark, LW- Ron Garwasiuk.
77-78	(2nd) C-Rick Adduono.
80-81	(1st) D-Bob Hess; (2nd) C-J.F. Sauve.
83-84	(1st) RW-Mal Davis.
84-85	(2nd) C-Claude Verret.
85-86	(1st) C-Paul Gardner, RW-Jody Gage.
86-87	(1st) G-Daren Puppa, D-Richie Dunn; (2nd) D-Dave Fenyves, D-Jack Brownschidle.
87-88	(1st) RW-Jody Gage; (2nd) D-Richie Dunn.
89-90	(1st) D-Don McSween, RW-Donald Audette.
90-91	(1st) G-Dave Littman, RW-Jody Gage, D-Bill Houlder.
91-92	(2nd) G-Dave Littman.
95-96	(2nd) D-Terry Hollinger.
96-97	(1st) D-Terry Hollinger.
98-99	(1st) G-Martin Biron.
99-00	(2nd) G-Mika Noronen.
00-01	(2nd) G-Mika Noronen.
04-05	(1st) G-Ryan Miller.
09-10	(2nd) D-Clay Wilson.
17-18	(2nd) D-Zach Redmond.
18-19	(1st) D-Zach Redmond.



# ALL-TIME FORWARDS

## History

### AMERKS ALL-TIME FORWARDS

RANKING	FORWARDS	SEASONS	GP	G	A	PTS	PIM
1.	Jody Gage	11	653	351	377	728	515
2.	Dick Gamble	9	569	300	265	565	173
3.	Bronco Horvath	9	475	199	343	542	225
4.	Gerry Ehman	7	465	237	284	521	173
5.	Chris Taylor	9	519	142	339	481	387
6.	Stan Smrke	9	513	197	239	436	172
7.	Geordie Robertson	7	359	164	231	395	419
8.	Norm Armstrong	10	566	166	225	391	983
9.	Scott Metcalfe	9	499	137	212	349	1424
10.	Bob Mongrain	5	322	153	186	339	430
11.	Barry Merrell	5	320	134	187	321	158
12.	Craig Charron	5	335	122	190	312	249
13.	Ron Garwasiuk	6	340	130	178	308	655
14.	Gordie Clark	4	270	123	179	302	109
15.	Jim Jackson	5	360	93	205	298	109
16.	Mal Davis	5	247	15	132	287	119
17.	Todd Simon	3	191	85	183	268	211
18.	Claude Verret	4	229	111	148	259	32
19.	Jim Pappin	8	275	134	124	258	397
20.	Domenic Pittis	3	204	75	171	246	330
21.	Doug Gibson	3	170	96	148	244	53
22.	Randy Cunneyworth	7	377	101	138	239	566
23.	Dan Frawley	6	456	95	139	234	1060
24.	Phil Varone	5	306	68	156	224	184
25.	Mark Mancari	4	291	84	133	217	275
26.	Wally Boyer	5	278	87	124	211	174
27.	Rick Adduono	3	221	78	128	206	96
28.	Ken Priestlay	4	151	102	102	204	153
	Warren Harper	4	297	85	119	204	232
30.	Norm Milley	5	367	86	117	203	221
31.	Peter Ciavaglia	2	141	72	128	200	48
32.	Jean-Francois Sauve	3	136	64	131	195	35
33.	Jason Pominville	4	235	96	96	192	100
34.	Francois Methot	5	333	77	110	187	113
35.	Steve Langdon	5	313	97	87	184	37
	Kevin Porter	5	269	68	116	184	149
37.	Rene Drolet	3	224	75	104	179	104
38.	Scott Nichol	6	326	80	93	173	813
39.	Dane Jackson	5	246	83	87	170	410
40.	Mike Donnelly	2	121	75	92	167	124
41.	Barry Smith	5	324	65	100	165	112
42.	Denis Hamel	4	271	87	76	163	356
43.	Chris Halyk	3	205	75	87	162	106
	Dave Creighton	3	162	69	93	162	107
45.	Kai Suikkanen	3	152	74	87	161	99
	Larry McKillop	3	211	55	106	161	150
	Rudy Migay	4	118	46	115	161	172
48.	Clarke MacArthur	3	163	56	102	158	154
49.	Gates Orlando	5	120	64	92	156	134
50.	Viktor Gordiuk	3	172	70	83	153	70
51.	Duke Harris	3	182	66	86	152	78
	Francois Guay	3	175	58	94	152	111



# ALL-TIME FORWARDS

## History

### AMERKS ALL-TIME FORWARDS

RANKING	FORWARDS	SEASONS	GP	G	A	PTS	PIM
53.	Doug MacDonald	3	185	71	77	148	177
54.	Michal Repik	3	188	52	95	147	15
55.	Hank Ceisla	2	134	57	88	145	54
56.	Dave Hynes	2	122	79	65	144	53
57.	<b>C.J. Smith</b>	<b>4</b>	<b>184</b>	<b>61</b>	<b>81</b>	<b>142</b>	<b>17</b>
58.	Mike Walton	4	107	55	86	141	97
59.	Les Duff	7	399	48	91	139	352
60.	Guy Rousseau	3	178	61	77	138	68
61.	Ed Litzenberger	3	152	47	90	137	70
62.	Jeremy Adduono	3	206	62	72	134	111
63.	Bob Cook	4	259	74	59	133	263
	Steve Ludzik	3	163	53	80	133	296
65.	Stefan Meyer	4	266	64	66	130	363
66.	Mikael Andersson	4	153	46	81	127	48
	Paul Gaustad	3	234	41	86	127	498
68.	Michael Ryan	5	218	57	69	126	213
	Don Blackburn	2	132	45	81	126	46
70.	Jim Jones	3	214	53	72	125	220
	Doug Trapp	2	143	48	77	125	166
72.	Jason Dawe	4	140	63	57	120	99
73.	Luke Adam	4	180	56	63	119	147
74.	Jason Young	3	178	55	63	118	224
	Yvon Lambert	2	158	53	65	118	24
76.	Ron Ward	2	142	58	59	117	51
77.	Justin Bailey	4	196	62	54	116	97
	Chris Langevin	4	208	51	65	116	750
79.	Ab McDonald	2	134	51	64	115	26
80.	Scott Thomas	3	131	57	57	114	153
	Gary Aldcorn	3	119	52	62	114	102
82.	Milan Bartovic	5	270	62	51	113	275
83.	Paul Gardner	1	71	61	51	112	16
84.	Ed Mazur	2	106	46	65	111	157
85.	Billy Hicke	2	83	49	61	110	63
	Gene Ubriaco	2	132	38	72	110	36
87.	Vaclav Varada	3	103	56	51	107	159
	Scott McCrory	2	108	41	66	107	85
	Derek Roy	3	101	33	74	107	90
90.	Janis Sprukts	2	117	34	72	106	80
91.	Darren VanOene	4	268	49	56	105	516
	Dick Van Impe	3	121	46	59	105	111
	Jiri Novotny	4	218	25	80	105	106
94.	Donald Audette	3	81	54	50	104	90
	Paul Crowley	2	160	48	56	104	315
	Craig Fisher	2	87	44	60	104	36
97.	Darrin Shannon	2	99	46	57	103	81
98.	Cecil Hoekstra	3	152	44	58	102	6
99.	Bill Bennett	2	139	44	57	101	176
	Chris Thorburn	3	208	41	60	101	396
	Terry Yake	1	78	34	67	101	77
102.	Jason Botterill	3	118	59	41	100	182
	Matt Davidson	3	231	53	47	100	84
104.	Earl Anderson	2	104	45	54	99	38



# ALL-TIME FORWARDS

## History

### AMERKS ALL-TIME FORWARDS

RANKING	FORWARDS	SEASONS	GP	G	A	PTS	PIM
105.	Bob Walton	2	144	34	63	97	34
106.	Earl Balfour	2	133	48	47	95	96
	Brad Rubachuk	3	195	46	49	95	665
	Bob Barlow	1	72	43	52	95	72
	Gary Burns	2	155	38	57	95	163
	Art Stratton	1	76	24	71	95	118
111.	Dixon Ward	1	71	38	56	94	74
	Jason Cipolla	2	145	35	59	94	138
113.	Ed Joyal	2	79	41	52	93	16
114.	Matthew Barnaby	2	98	31	61	92	427
115.	David Brine	4	236	35	56	91	79
	Bruce Draper	2	125	33	58	91	43
	Alex Faulkner	2	106	24	67	91	32
118.	Gilles Hamel	2	71	39	51	90	62
119.	Jack Stanfield	3	176	43	46	89	128
	Dan Catenacci	5	246	43	46	89	175
	Norm Lacombe	4	122	39	50	89	138
	Benoit Hogue	2	115	38	51	89	193
123.	Drew Larman	4	213	44	44	88	143
	Don Biggs	1	65	31	57	88	115
125.	Nick Baptiste	3	157	45	42	87	86
	Tim Schaller	3	174	38	49	87	200
	Gary Collins	3	158	30	57	87	42
128.	Bob Logan	3	106	55	31	86	64
	Jiri Sejba	2	90	42	44	86	90
	Alexander Nylander	3	165	30	56	86	28
131.	Mike Harder	2	87	35	50	85	39
	John Gofton	2	78	32	53	85	67
	Johan Larsson	3	102	31	54	85	115
	Mikhail Volkov	3	129	30	55	85	90
135.	Barrie Moore	2	96	40	44	84	54
	Barry Watson	3	137	31	53	84	73
137.	Brian McGregor	2	142	45	38	83	48
138.	Murray Kuntz	1	72	51	31	82	31
	Bob Ellett	2	145	45	37	82	114
140.	Joel Savage	4	169	40	41	81	129
	Bob Corkum	3	164	37	44	81	169
142.	Bob Nevin	4	97	35	45	80	16
143.	Richard Hajdu	4	151	24	55	79	209
144.	Michael Duco	3	194	43	35	78	384
	Marek Zagrapan	2	147	35	43	78	105
	Eric Cornel	6	277	35	43	78	96
147.	Daniel Paille	3	153	35	42	77	95
	Darcy Loewen	3	194	31	46	77	516
	Dylan Hunter	3	147	29	48	77	113
	Cole Schneider	2	90	28	49	77	66
151.	Lou Angotti	2	99	31	45	76	47
152.	Evan Rankin	3	115	37	38	75	40
	Tom McCarthy	2	92	36	39	75	58
154.	Pat Hannigan	4	86	34	39	73	99
	Kamil Kreps	3	117	28	45	73	42
	Murray Hall	2	75	27	46	73	89



# ALL-TIME FORWARDS

## History

### AMERKS ALL-TIME FORWARDS

RANKING	FORWARDS	SEASONS	GP	G	A	PTS	PIM
	Mike Nykoluk	2	97	23	50	73	75
158.	Paul Brydges	3	174	36	36	72	176
	Jeff Parker	3	94	29	43	72	144
	Jason Winch	2	104	24	48	72	53
	Mike Moller	2	83	20	52	72	29
162.	Don Lever	2	86	35	36	71	85
	Jamie Johnson	1	80	27	44	71	24
	Bryan Hextall	1	72	24	47	71	134
	Cal O'Reilly	2	94	15	56	71	12
166.	Evan Rodrigues	3	128	23	47	70	68
167.	Gary McAdam	1	73	40	29	69	58
	Mike Byers	2	97	32	37	69	10
	Duke Edmundson	1	68	25	44	69	62
	Larry Keenan	2	121	22	47	69	36
171.	Thomas Vanek	1	74	42	26	68	62
	Kevin Kerr	3	146	38	30	68	680
	Gary Bredin	2	140	35	33	68	91
	Kenndal McArdle	4	166	34	34	68	279
	Peter Horachek	3	116	28	40	68	98
176.	Dave Gorman	1	77	26	41	67	131
177.	Gerry Sillers	3	173	30	36	66	93
	Marcus Foligno	2	93	26	40	66	116
179.	Dean Sylvester	1	76	35	30	65	46
	Sean Malone	3	169	28	37	65	59
181.	Victor Olofsson	1	66	30	33	63	12
	Anthony Stewart	3	120	28	35	63	125
	Danny O'Regan	2	88	26	37	63	46
	Dunc Rousseau	2	96	24	39	63	135
	Rene Robert	1	49	23	40	63	57
186.	Ted Nolan	1	65	28	34	62	152
	Bob Kelly	1	70	27	35	62	206
	Paul Masnick	1	64	24	38	62	46
	<b>Rasmus Asplund</b>	<b>3</b>	<b>111</b>	<b>13</b>	<b>49</b>	<b>62</b>	<b>28</b>
190.	Gordie Hannigan	1	64	21	40	61	111
191.	Ron Carter	2	50	37	23	60	8
	John MacMillan	2	95	30	30	60	51
	Fred Burchell	1	70	20	40	60	65
193.	Sergei Petrenko	2	81	28	31	59	24
	Tom Songin	1	59	21	38	59	92
	Billy Knibbs	2	81	17	42	59	20
196.	Ron Hurst	2	85	19	38	57	178
197.	Jeff Taffe	1	61	28	28	56	47
	Jeff Hamilton	3	157	28	28	56	84
	Bill Saunders	2	82	26	30	56	38
	Evgeny Dadonov	2	100	25	31	56	40
	William Carrier	3	127	23	33	56	92
202.	Steve West	1	47	24	31	55	28
203.	Jozef Cierny	1	54	27	27	54	36
	Rob Globke	3	164	22	32	54	131
	<b>Jean-Sebastien Dea</b>	<b>2</b>	<b>72</b>	<b>21</b>	<b>33</b>	<b>54</b>	<b>36</b>
	Kyle Criscuolo	2	94	21	33	54	48
	Mike McLaughlin	1	71	19	35	54	27



# ALL-TIME FORWARDS

## History

### AMERKS ALL-TIME FORWARDS

RANKING	FORWARDS	SEASONS	GP	G	A	PTS	PIM
208.	Ron Dussiaume	1	74	23	30	53	77
209.	Len Lunde	1	37	19	33	52	13
	Joel Armia	2	87	17	35	52	69
	Marc-Andre Gagnani	1	78	14	38	52	38
212.	Paul O'Neil	1	49	35	16	51	17
	Peter Ambroziak	4	121	25	26	51	125
	Peter Stenkowski	3	49	23	28	51	60
	Christian Matte	1	72	22	29	51	48
	Brayden Irwin	2	95	21	30	51	43
	Jeff Capello	2	108	21	30	51	75
	James Black	1	45	19	32	51	28
	Ed Lawson	2	115	16	35	51	85
220.	Taylor Leier	2	62	23	17	50	24
221.	Jaroslav Kristek	3	125	23	26	49	64
	Erik Rasmussen	2	90	21	28	49	130
	Alan Haworth	2	35	19	30	49	29
224.	Clayton Pachal	2	129	18	30	48	245
	Keith Gretzky	2	66	11	37	48	6
226.	Matt Ellis	4	153	25	22	47	24
	Joe Kowal	1	66	20	27	47	139
	Doug Brindley	1	74	20	27	47	12
229.	<b>Remi Elie</b>	<b>3</b>	<b>87</b>	<b>26</b>	<b>20</b>	<b>46</b>	<b>42</b>
	<b>Andrew Oglevie</b>	<b>3</b>	<b>95</b>	<b>23</b>	<b>23</b>	<b>46</b>	<b>26</b>
	Adam Creighton	2	38	22	24	46	29
	Greg Jacina	2	96	22	24	46	248
	Paul Szczechura	1	57	21	25	46	26
	Rob Ray	3	125	14	32	46	796
	Tom Cassidy	1	51	11	35	46	55
236.	Derek Whitmore	2	83	29	16	45	27
	Wayne Simpson	1	72	21	24	45	16
	Ales Kotalik	2	76	18	27	45	59
	Dan Seguin	2	80	18	27	45	86
	Brad Anderson	1	81	18	27	45	36
	Colin Blackwell	1	61	17	28	45	23
	John Cunniff	1	66	16	29	45	57
243.	Drew Stafford	1	34	22	22	44	30
	Lou Crawford	3	210	20	24	44	589
	<b>Brett Murray</b>	<b>2</b>	<b>82</b>	<b>18</b>	<b>26</b>	<b>44</b>	<b>33</b>
	Terry Clancy	3	105	15	29	44	57
247.	Ralph Stewart	1	68	27	16	43	14
	Curtis Brown	1	51	22	21	43	30
	Sean Shanahan	1	66	20	23	43	156
	Jerry D'Amigo	2	90	18	25	43	63
	Jay Fraser	3	95	17	26	43	308
252.	Hudson Fasching	2	106	20	22	42	48
	Steve Patrick	2	68	19	23	42	48
	Jere Gillis	1	53	18	24	42	69
255.	Joe Murphy	2	106	20	21	41	51
	Seth Griffith	1	46	15	26	41	26
	Mike York	1	45	14	27	41	8
	Herman Karp	1	55	14	27	41	26
259.	Lou Franceschetti	1	49	15	25	40	64



# ALL-TIME FORWARDS

## History

### AMERKS ALL-TIME FORWARDS

RANKING	FORWARDS	SEASONS	GP	G	A	PTS	PIM
261.	Mikhail Grigorenko	2	52	14	26	40	27
	Ray Sheppard	2	60	21	18	39	13
	Milan Marcetta	1	29	18	21	39	4
	Sahir Gill	1	74	18	21	39	12
	Dave Hrechkosy	1	70	15	24	39	48
	Billy Harris	2	54	9	30	39	21
266.	Gene Sobchuk	1	58	22	16	38	29
	Bill Dineen	1	70	19	19	38	20
	Grant Martin	2	28	18	20	38	24
	Joe Lund	2	83	12	26	38	51
	Kevin Sundher	3	129	11	27	38	63
	Rob Conn	1	36	22	15	37	40
271.	Graham Mink	1	67	20	17	37	86
	Jamie Tardif	1	51	18	19	37	28
	Trent Kaese	2	82	15	22	37	100
	Murray Balfour	1	67	14	23	37	181
	Gary Collins	2	60	13	24	37	10
	Bill Thomas	1	53	16	20	36	12
277.	Greg Walters	3	144	15	21	36	528
	Brian Murphy	1	62	14	22	36	37
	Jacques Richard	1	37	13	23	36	37
	Tim Kennedy	2	61	4	32	36	36
	Maxime Legault	2	122	19	16	35	45
	John Wensink	2	94	17	17	34	290
283.	Brian Conacher	3	77	16	18	34	74
	Garth Rizzuto	2	58	14	20	34	67
	Ed Ronan	1	47	13	21	34	62
	Andre Champagne	5	145	12	22	34	117
	Mark Voakes	1	75	8	26	34	36
	Geoff Peters	3	113	17	16	33	252
289.	Brian Flynn	2	50	16	17	33	20
	Shawn Matthias	2	88	16	17	33	28
	Mike Corrigan	2	52	12	21	33	38
	Jean Dupuy	2	120	11	22	33	109
	Gary Jarrett	4	63	9	24	33	27
	Jake Rathwell	2	95	15	17	32	69
295.	Colin Stuart	1	51	13	19	32	32
	Ed Hatoum	1	67	9	23	32	29
	Martin Menard	1	47	18	13	31	30
298.	Richard Suwek	2	79	8	23	31	30
	Ross Butler	1	45	21	9	30	18
	Steven King	1	28	15	15	30	28
300.	Ted Taylor	1	37	14	16	30	54
	Doug Ferguson	1	64	11	19	30	60
	Wayne Clairmont	1	70	11	19	30	26
	Larry Jeffrey	1	51	10	20	30	36
	Jason Akeson	1	52	8	22	30	18
	Nick Tarnasky	2	79	19	10	29	145
307.	Scott Wilson	2	54	14	15	29	25
	Hank Nowak	1	35	12	17	29	26
	Mike Zigomanis	1	50	12	17	29	32
	Guy Burrowes	1	70	8	21	29	31



# ALL-TIME FORWARDS

## History

### AMERKS ALL-TIME FORWARDS

RANKING	FORWARDS	SEASONS	GP	G	A	PTS	PIM
313.	Jim Moore	1	45	6	23	29	17
	Karl Stewart	1	72	20	8	28	70
	Zac Dalpe	1	44	16	12	28	0
	Steffon Walby	1	48	15	13	28	52
	Andre Savard	1	25	11	17	28	4
	Jean-Paul Parise	1	30	10	18	28	37
	Ron Schock	1	40	10	18	28	12
320.	Quinn Hancock	1	57	9	19	28	29
	Barry Wilcox	1	73	17	10	27	95
	Craig Sarner	1	46	14	13	27	26
	Matt Hendricks	1	56	13	14	27	84
	Mike Hartman	1	57	13	14	27	283
	Travis Turnbull	1	63	12	15	27	117
	Willie Marshall	2	29	9	18	27	8
	Billy Carter	3	71	8	19	27	10
	Keke Mortson	1	44	6	21	27	84
	Sean McKenna	1	26	16	10	26	14
328.	Zack Kassian	1	30	15	11	26	31
	Patrice Tardif	1	41	13	13	26	68
	Ken Girard	2	61	13	13	26	2
	Jamie Leach	1	47	12	14	26	40
	Corey Tropp	2	33	11	15	26	53
	Bernie Gallant	2	72	8	18	26	64
	Patrick Kaleta	4	120	8	18	26	277
	Bob Lalonde	1	42	14	11	25	19
	Steve Sterling	2	75	14	11	25	16
	Grant Tkachuk	1	64	12	13	25	26
336.	Tanner Glass	3	91	10	15	25	189
	Don Keller	3	119	10	15	25	327
	Casey Mittelstadt	1	36	9	16	25	6
	Ray Cyr	1	62	9	16	25	2
	Clint Fehr	4	71	15	9	24	54
	Don Larway	1	37	13	11	24	55
	Richard Lemieux	1	34	12	12	24	30
	Terry Gray	1	45	10	14	24	14
	Dave Schultz	1	56	10	14	24	248
	Brian McKinnon	2	113	10	14	24	30
343.	Val James	5	253	10	14	24	496
	Ted Hampson	1	29	6	18	24	9
	Norm Lefebvre	1	70	17	6	23	70
	Les Kozak	1	45	14	9	23	31
	Jack Wells	2	70	11	12	23	70
	Jim Aldred	3	76	11	12	23	61
	Mark Wichrowski	2	86	9	14	23	401
	Colton Gillies	1	65	9	14	23	49
	Don Westbrooke	2	39	7	16	23	14
	Rick Schofield	1	58	7	16	23	12
360.	Patrick Rissmiller	2	33	5	18	23	14
	Frederick Roy	2	117	16	6	22	186
	Ron Snell	1	35	10	12	22	13
	Scott Timmins	1	45	10	12	22	18
	Rob McClanahan	1	18	9	13	22	10



# ALL-TIME FORWARDS

## History

### AMERKS ALL-TIME FORWARDS

RANKING	FORWARDS	SEASONS	GP	G	A	PTS	PIM
364.	Tage Thompson	2	24	12	9	21	14
	Brian Holzinger	1	17	10	11	21	14
	A.J. Jenks	1	63	8	13	21	48
	Mike Bavis	2	92	6	15	21	189
368.	Tony Iob	2	21	12	8	20	70
	Jacob Lagace	2	62	10	10	20	27
	Daniel Steiner	1	27	6	14	20	10
	Brett Marietti	1	38	6	14	20	63
372.	Derek Grant	1	23	11	8	19	22
	Wayne Primeau	2	32	11	8	19	33
	Wayne Van Dorp	2	75	10	9	19	394
	<b>Michael Mersch</b>	<b>1</b>	<b>28</b>	<b>8</b>	<b>11</b>	<b>19</b>	<b>24</b>
	Cody Hodgson	1	19	5	14	19	10
377.	Wayne Carlton	2	26	10	8	18	8
	Dan Collins	3	92	10	8	18	48
	Randall Gelech	1	56	9	9	18	33
	Brent Taylor	1	68	9	9	18	40
	Jeff Hunt	1	34	8	10	18	16
	Maxim Afinogenov	1	15	6	12	18	8
	Bill McNeil	1	19	3	15	18	11
384.	Karel Movosky	3	113	11	6	17	127
	Daniel Muzito-Bagenda	2	67	10	7	17	45
	J.P. Dumont	1	13	7	10	17	18
	Zemgus Girgensons	1	61	6	11	17	28
388.	Scott Pearson	1	26	8	8	16	113
	Paul Rushforth	2	32	8	8	16	14
	Jeff LoVecchio	1	51	8	8	16	25
	Don McKenny	1	18	7	9	16	4
	Steve Moses	1	29	7	9	16	4
	Lorne Rombough	1	26	6	10	16	17
	Kevin Schamehorn	1	27	6	10	16	44
	Ian Boyce	2	32	6	10	16	6
	Andrew Sweetland	2	99	6	10	16	22
	Eric Selleck	1	67	5	11	16	214
	<b>Dalton Smith</b>	<b>4</b>	<b>157</b>	<b>5</b>	<b>11</b>	<b>16</b>	<b>321</b>
	Jacob Micflikier	1	39	4	12	16	12
400.	Mike Casselman	1	25	8	7	15	14
	Bob Schmutz	1	7	7	8	15	8
	Victor Oreskovich	1	34	6	9	15	18
	John-Paul Kelly	1	16	5	10	15	32
	Bob Fitchner	1	34	5	10	15	60
	Mike Corbett	1	50	5	10	15	18
	P.J. Fenton	1	56	5	10	15	26
	Brady Calla	4	64	5	10	15	25
408.	Tyler Randell	2	58	8	6	14	80
	David Booth	1	25	7	7	14	26
	Mike Mader	1	60	7	7	14	103
	Curtis Lazar	1	18	6	8	14	6
	Mark Cullen	1	28	5	9	14	6
	Jordan Knackstedt	1	44	5	9	14	26
	Jeff Brubaker	1	57	4	10	14	253
415.	Jim McRae	1	19	11	2	13	10



# ALL-TIME FORWARDS

## History

### AMERKS ALL-TIME FORWARDS

RANKING	FORWARDS	SEASONS	GP	G	A	PTS	PIM
	Claude LaForge	1	14	7	6	13	10
	Garret Ross	1	51	7	6	13	66
	Triston Grant	1	56	7	6	13	144
	Tom St. James	1	31	6	7	13	8
	<b>Arttu Ruotsalainen</b>	<b>1</b>	<b>13</b>	<b>5</b>	<b>8</b>	<b>13</b>	<b>2</b>
	Rick Vaive	1	12	4	9	13	4
	Jay Moser	1	22	4	9	13	4
	John Brenneman	1	13	3	10	13	4
	Brian Kilrea	1	33	2	11	13	4
	Dick Bouchard	1	43	2	11	13	19
426.	Kyle Bonis	1	52	10	2	12	10
	Andrew Peters	4	175	7	5	12	733
	Jonathan Parker	3	76	6	6	12	17
	Richie Leduc	1	23	5	7	12	35
	Scott Sheppard	2	23	5	7	12	10
	Ross Yates	1	20	4	8	12	4
	Sasha Lakovic	1	51	3	9	12	161
	Brian Cullen	1	9	2	10	12	2
434.	Eric O'Dell	1	17	7	4	11	8
	Cody McCormick	1	25	6	5	11	42
	Doug Smith	1	15	5	6	11	35
	Bill Army	1	19	4	7	11	21
	Riley Nelson	1	28	4	7	11	4
439.	<b>Steven Fogarty</b>	<b>1</b>	<b>16</b>	<b>7</b>	<b>3</b>	<b>10</b>	<b>10</b>
	Taylor Pyatt	1	27	6	4	10	36
	Brodie Reid	1	31	6	4	10	6
	Ed Zawatsky	1	14	4	6	10	2
	Derek Wood	2	34	3	7	10	75
444.	Gordie Redahl	2	21	4	5	9	2
	<b>Dominic Franco</b>	<b>1</b>	<b>23</b>	<b>4</b>	<b>5</b>	<b>9</b>	<b>24</b>
	Jason Cirone	1	24	4	5	9	34
	Allan McPherson	2	60	4	5	9	14
	Sean McMorow	4	220	4	5	9	1,020
	Justin Vaive	1	66	3	6	9	90
	<b>Jack Quinn</b>	<b>1</b>	<b>15</b>	<b>2</b>	<b>7</b>	<b>9</b>	<b>8</b>
	Brad Kempthorne	1	15	1	8	9	6
452.	Dave Hindmarch	1	18	6	2	8	6
	Jacques Joubert	1	20	5	3	8	10
	Hugh Jessiman	1	25	5	3	8	47
	Yannick Veilleux	1	50	5	3	8	64
	Alex Hutchings	1	51	5	3	8	31
	Barry Cullen	1	7	4	4	8	6
	Al Conroy	1	13	4	4	8	40
	Eric Strobel	1	13	4	4	8	4
	Alex Guptill	1	20	3	5	8	28
	Ladislav Karabin	1	21	3	5	8	18
	Vaclav Karabacek	2	24	3	5	8	4
	Adam Krause	1	46	3	5	8	12
	Jordan Samuels-Thomas	1	63	3	5	8	70
	<b>Brent Gates, Jr.</b>	<b>1</b>	<b>12</b>	<b>2</b>	<b>6</b>	<b>8</b>	<b>4</b>
	Rich Goodfellow	1	20	2	6	8	25
	Bob Westerby	1	40	2	6	8	155



# ALL-TIME FORWARDS

## History

### AMERKS ALL-TIME FORWARDS

RANKING	FORWARDS	SEASONS	GP	G	A	PTS	PIM
470.	Bo Elik	1	14	1	7	8	28
	Shawn Szydlowski	1	60	0	8	8	25
	Hector Lalonde	1	13	5	2	7	17
	Jay Mazur	1	16	5	2	7	16
	Steve Junker	1	29	5	2	7	31
	Peter Vandermeer	2	32	5	2	7	156
	Real Cloutier	1	11	4	3	7	0
	John Harrington	1	12	4	3	7	8
	Justin Danforth	2	20	4	3	7	16
	Justin Kea	4	71	4	3	7	127
	Ed Shack	1	8	3	4	7	12
	Norm Johnson	1	14	3	4	7	8
	<b>Patrick Polino</b>	<b>1</b>	<b>20</b>	<b>3</b>	<b>4</b>	<b>7</b>	<b>2</b>
	Kevin Colley	1	25	3	4	7	70
	Gerry Goyer	1	5	2	5	7	2
485.	Colin Jacobs	3	46	2	5	7	48
	Alain Cote	1	23	1	6	7	14
	Al Secord	1	4	4	2	6	50
	Mike Kaszycki	1	6	4	2	6	2
	Michael Nylander	1	7	4	2	6	2
	<b>Brendan Warren</b>	<b>1</b>	<b>10</b>	<b>4</b>	<b>2</b>	<b>6</b>	<b>2</b>
	Jimmy Bonneau	1	57	4	2	6	187
	Pat Hughes	1	10	3	3	6	7
	Gregory Campbell	1	11	3	3	6	30
	Ryan Del Monte	1	24	3	3	6	29
	Morris Titanic	1	25	3	3	6	6
	Gerry James	1	15	2	4	6	46
	Jeff Hutchins	2	25	2	4	6	72
	Jeff Eatough	1	24	1	5	6	5
	<b>Matej Pekar</b>	<b>1</b>	<b>25</b>	<b>1</b>	<b>5</b>	<b>6</b>	<b>50</b>
498.	Ron Howell	1	22	4	1	5	2
	Ron Chipperfield	1	6	3	2	5	6
	Pascal Aquin	2	17	3	2	5	9
	Pete Gardner	1	18	3	2	5	19
	Craig Brunel	1	37	3	2	5	96
	Tommy Goebel	1	5	2	3	5	0
	Matt Ruchty	1	6	2	3	5	23
	Alex Tidley	1	9	2	3	5	6
	Mike Aviani	1	13	2	3	5	9
	<b>Brandon Biro</b>	<b>1</b>	<b>15</b>	<b>2</b>	<b>3</b>	<b>5</b>	<b>4</b>
	Andy Ristau	2	61	2	3	5	283
	Jayden Hart	1	11	4	0	4	7
	Jack Nevins	2	72	4	0	4	111
	Akim Aliu	1	10	3	1	4	51
	Mike Anderson	1	25	3	1	4	2
509.	John Wilson	1	2	2	2	4	0
	Danny Johnson	1	7	2	2	4	4
	Ernie Hartlieb	1	9	2	2	4	0
	Don Smith	1	11	2	2	4	21
	Marty Clapton	1	12	2	2	4	4
	Maxime Gratchev	1	13	2	2	4	6
	Justin Mercier	1	16	2	2	4	8



# ALL-TIME FORWARDS

## History

### AMERKS ALL-TIME FORWARDS

RANKING	FORWARDS	SEASONS	GP	G	A	PTS	PIM
	Chris Clackson	2	18	2	2	4	47
	Sam Paolini	3	23	2	2	4	33
	Bob Craig	1	25	2	2	4	17
	Brady Vail	2	26	2	2	4	10
	Eric Boulton	1	76	2	2	4	276
	Bob Miller	1	3	1	3	4	7
	Kimbi Daniels	1	6	1	3	4	2
	Garry Unger	2	6	1	3	4	6
	Dunc McDonald	3	7	1	3	4	0
	Lowell MacDonald	4	8	1	3	4	0
	<b>Brandon Hawkins</b>	<b>1</b>	<b>10</b>	<b>1</b>	<b>3</b>	<b>4</b>	<b>24</b>
	Michael Pelech	1	10	1	3	4	21
	Mike Barrie	1	16	1	3	4	40
	Rick Hampton	1	21	1	3	4	7
	Bob Thompson	1	44	1	3	4	10
535.	Doug Caines	1	7	3	0	3	2
	Anthony Luciani	1	3	2	1	3	2
	Michael Dubuc	1	5	2	1	3	0
	Bob Bodak	1	12	2	1	3	6
	Alex Kile	2	12	2	1	3	0
	Glen Cressman	1	14	2	1	3	4
	Mark Dutiaume	4	21	2	1	3	4
	Igor Gongalsky	1	37	2	1	3	78
	Mitch Molloy	2	39	2	1	3	170
	Rostislav Olesz	1	4	1	2	3	4
	Nick Deslauriers	1	5	1	2	3	9
	Ron Krulicki	1	6	1	2	3	0
	Gary Marsh	1	7	1	2	3	4
	Mauri Eivola	1	10	1	2	3	4
	Yannick Tifu	1	15	1	2	3	15
	Lee Jelenic	1	17	1	2	3	11
	Dave Seitz	2	17	1	2	3	4
	Bates Battaglia	1	20	1	2	3	12
	Ryan Shmyr	1	34	1	2	3	170
	Sam Reinhart	1	3	0	3	3	0
	Jarret Lukin	1	6	0	3	3	0
556.	David Marshall	1	9	2	0	2	6
	<b>Ryan Scarfo</b>	<b>1</b>	<b>9</b>	<b>2</b>	<b>0</b>	<b>2</b>	<b>10</b>
	Mike Hedden	1	2	1	1	2	15
	Ross Carlson	1	3	1	1	2	0
	Gilles Tremblay	1	3	1	1	2	2
	Gus Brossard	1	5	1	1	2	2
	Scott Reynolds	1	6	1	1	2	2
	Del Topoll	1	6	1	1	2	2
	Stan Johnathan	2	8	1	1	2	7
	Mike Lay	1	10	1	1	2	6
	<b>Patrick McGrath</b>	<b>1</b>	<b>11</b>	<b>1</b>	<b>1</b>	<b>2</b>	<b>24</b>
	Judd Blackwater	1	12	1	1	2	0
	Joe Ritson	1	17	1	1	2	29
	Dustin Johner	2	18	1	1	2	8
	Duke Asmundson	1	19	1	1	2	4
	Jarrett Burton	1	39	1	1	2	23



# ALL-TIME FORWARDS

## History

### AMERKS ALL-TIME FORWARDS

RANKING	FORWARDS	SEASONS	GP	G	A	PTS	PIM
	Adam Taylor	2	56	1	1	2	27
	John Lilley	1	1	0	2	2	15
	Larry Floyd	1	1	0	2	2	0
	Kyle Rank	1	2	0	2	2	0
	Ben Gordon	1	6	0	2	2	2
	Daniel Tkaczuk	1	7	0	2	2	4
	John-Scott Dickson	1	9	0	2	2	0
	Matthew Lane	1	15	0	2	2	2
	Kevin McClelland	1	22	0	2	2	93
	Matt Garbowsky	2	24	0	2	2	0
	Riley Boychuk	1	26	0	2	2	18
	Steve MacIntyre	1	34	0	2	2	86
584.	Brian Gionta	1	1	1	0	1	0
	Daniel Lacroix	1	2	1	0	1	18
	Cory Conacher	1	2	1	0	1	2
	Andy Pritchard	1	2	1	0	1	0
	Wally Sprange	1	2	1	0	1	0
	Matt Tassone	1	3	1	0	1	7
	Chris Palmer	1	3	1	0	1	4
	Stu Wilson	1	3	1	0	1	0
	Kelly Sorensen	1	4	1	0	1	4
	Mike Iggulden	1	6	1	0	1	7
	Giorgio Estephan	1	6	1	0	1	0
	Cory Banika	1	7	1	0	1	12
	Aaron Bekdickson	1	7	1	0	1	12
	Brandon MacLean	1	7	1	0	1	4
600	Judd Peterson	2	7	1	0	1	4
	Chris Bright	1	9	1	0	1	6
	Chaz Johnson	2	9	1	0	1	13
	Richie Walcott	1	17	1	0	1	66
	Ryan Mouganel	1	20	1	0	1	2
	Torrie Robertson	1	1	0	1	1	0
	Mathieu Roy	1	1	0	1	1	0
	Dan Bylsma	1	2	0	1	1	0
	Ken Magowan	1	2	0	1	1	0
	Alain Harvey	1	5	0	1	1	0
	Dominic Noel	1	5	0	1	1	4
	Randy Burrige	1	6	0	1	1	19
	David Jarram	1	6	0	1	1	38
	Justin Aikins	1	8	0	1	1	8
	Neil Clark	1	8	0	1	1	17
	Jacques Mailhot	1	15	0	1	1	52
	Bob Norman	1	17	0	1	1	2
	Serge Roberge	1	32	0	1	1	42
617.	Ken Soble	1	1	0	0	0	15
	Paul Barrett	1	1	0	0	0	2
	Ted Baylis	1	1	0	0	0	2
	Graeme Bonar	1	1	0	0	0	2
	Bob Dillabough	1	1	0	0	0	2
	Brent Imlach	1	1	0	0	0	2
	John Annable	1	1	0	0	0	0
	Pierre Aubry	1	1	0	0	0	0



# ALL-TIME FORWARDS

## History

### AMERKS ALL-TIME FORWARDS

RANKING	FORWARDS	SEASONS	GP	G	A	PTS	PIM
	Kevin Baker	1	1	0	0	0	0
	Hunter Bishop	1	1	0	0	0	0
	Bob Blood	1	1	0	0	0	0
	Scott Campbell	1	1	0	0	0	0
	Dominic Chiasson	1	1	0	0	0	0
	Jim Cowell	1	1	0	0	0	0
	Richard David	1	1	0	0	0	0
	Dion Del Monte	1	1	0	0	0	0
	Rick Dorman	1	1	0	0	0	0
	Barret Ehgoetz	1	1	0	0	0	0
	Bill Flett	1	1	0	0	0	0
	Germain Gagnon	1	1	0	0	0	0
	Claude Goulet	1	1	0	0	0	0
	Alex Kuzminski	1	1	0	0	0	0
	Dominic Maltais	1	1	0	0	0	0
	Gerry Meehan	1	1	0	0	0	0
	Bill Smith	1	1	0	0	0	0
	Bill Sutherland	1	1	0	0	0	0
	Marc Tardif	1	1	0	0	0	0
	Peter Trovato	1	1	0	0	0	0
	Chris Wheaton	1	1	0	0	0	0
	Dustin Whitecotton	1	1	0	0	0	0
	Mathieu Beaudoin	1	1	0	0	0	0
	Pierre-Luc Faubert	1	1	0	0	0	0
	Shaw Boomhower	1	2	0	0	0	7
	Davis Payne	1	2	0	0	0	5
	Floyd Curry	1	2	0	0	0	4
	Jamey Hicks	1	2	0	0	0	4
	Nick Parillo	1	2	0	0	0	4
	Bill Best	1	2	0	0	0	2
	Troy Crema	1	2	0	0	0	2
	Tyson Fawcett	1	2	0	0	0	2
	Ron Hansis	1	2	0	0	0	2
	Rollie Wilcox	1	2	0	0	0	2
	Ralph Backstrom	1	2	0	0	0	0
	Kevin Coughlin	1	2	0	0	0	0
	Joe Fidler	1	2	0	0	0	0
	Vasily Glotov	2	2	0	0	0	0
	Don Hall	1	2	0	0	0	0
	Nick Harbaruk	1	2	0	0	0	0
	Scott Kirton	1	2	0	0	0	0
	Jonathan Lehun	1	2	0	0	0	0
	Kyle Ostrow	1	2	0	0	0	0
	Andre Payette	1	2	0	0	0	0
	Bobby Rousseau	1	2	0	0	0	0
	Kahlil Thomas	1	2	0	0	0	0
	Dave Westner	1	2	0	0	0	0
	John Young	1	2	0	0	0	0
	Colt King	1	2	0	0	0	0
	Barret Ehgoetz	1	2	0	0	0	0
	Andrew Lord	1	3	0	0	0	17
	Steve Walker	1	3	0	0	0	17



# ALL-TIME FORWARDS

## History

### AMERKS ALL-TIME FORWARDS

RANKING	FORWARDS	SEASONS	GP	G	A	PTS	PIM
	Brad Williamson	1	3	0	0	0	6
	Chris Grenville	1	3	0	0	0	2
	Steve Hildenbrand	1	3	0	0	0	2
	Cason Hohmann	1	3	0	0	0	2
	Rob Mierklans	1	3	0	0	0	2
	Bob Murphy	1	3	0	0	0	2
	David Poile	1	3	0	0	0	2
	Tom Buckley	1	3	0	0	0	0
	Adam Calder	1	3	0	0	0	0
	Jordan Fox	1	3	0	0	0	0
	Alexandre Goulet	1	3	0	0	0	0
	Ben Gustavson	1	3	0	0	0	0
	Milt Hohol	1	3	0	0	0	0
	Cam MacGregor	1	3	0	0	0	0
	Eric Schneider	1	3	0	0	0	0
	Cam Brown	1	4	0	0	0	26
	Brian McCarthy	1	4	0	0	0	5
	Kris Cantu	1	4	0	0	0	0
	Neil Clark	1	4	0	0	0	0
	Chad Remackel	1	4	0	0	0	0
	Fraser Robertson	1	4	0	0	0	0
	Bob Fleming	1	5	0	0	0	29
	Bobby Robbins	1	5	0	0	0	13
	Frank Littlejohn	1	5	0	0	0	10
	Christian Lalonde	1	5	0	0	0	6
	Kyle Bailey	1	5	0	0	0	4
	Kelly Perrault	1	5	0	0	0	2
	Adam Calder	2	5	0	0	0	2
	Ryan Bennett	1	6	0	0	0	7
	Mike Kinnie	1	6	0	0	0	0
	Johnny McGuire	1	7	0	0	0	40
	Tom Reilly	1	7	0	0	0	2
	Brett Parnham	1	7	0	0	0	0
	Rob Bordson	1	8	0	0	0	2
	Matt Pierce	1	8	0	0	0	0
	Tom Serviss	1	9	0	0	0	2
	Mike Zanutto	1	9	0	0	0	0
	Daniel Bienvenue	1	10	0	0	0	17
	Bill Sweeney	1	10	0	0	0	2
	Carlin Nordstrom	1	11	0	0	0	29
	Myles Powell	1	11	0	0	0	0
	Brent Gogol	1	17	0	0	0	78
	Joel Irving	2	18	0	0	0	22
	Riley Emmerson	1	42	0	0	0	107

Blue bold indicates played for the Amerks last season.



# ALL-TIME DEFENSEMEN

## History

### AMERKS ALL-TIME DEFENSEMEN

RANKING	DEFENSEMEN	SEASONS	GP	G	A	PTS	PIM
1.	Don McSween	5	348	45	170	215	313
2.	Rick Pagnutti	4	278	45	149	194	226
3.	Darryl Sly	11	516	51	132	183	370
4.	Rod Graham	5	347	50	119	169	384
5.	Jim Wiemer	5	218	48	119	167	209
	Mike Hurlbut	5	288	44	123	167	259
7.	Steve Kraftcheck	4	268	11	155	166	160
8.	Richie Dunn	5	276	41	120	161	226
9.	Ray Maluta	5	314	25	125	150	608
10.	Duane Rupp	6	253	23	117	140	250
11.	Ken Block	5	280	23	113	136	168
12.	Zach Redmond	3	183	41	86	127	96
13.	Larry Hillman	6	169	14	108	122	212
14.	Don Cherry	7	390	34	84	118	386
	Terry Hollinger	2	135	17	101	118	125
16.	Daniel Naud	2	150	21	96	117	63
17.	Greg Brown	3	148	25	85	110	87
	Doug Houda	5	284	23	87	110	683
19.	Clay Wilson	2	141	26	82	108	66
20.	Sergei Klimentiev	4	211	25	79	104	264
	Dave Fenyyes	6	358	20	84	104	379
22.	Chris Snell	2	142	19	84	103	149
23.	David Cullen	3	186	19	82	101	123
	Al Arbour	5	324	15	86	101	381
25.	Nathan Paetsch	7	258	23	77	100	311
	Dean Melanson	6	353	22	78	100	852
	Bill Houlder	2	111	21	79	100	44
28.	Brayden McNabb	3	145	17	78	95	126
	Brian Campbell	3	177	11	84	95	59
30.	Bob Hess	2	92	23	71	94	105
31.	Jim McKenney	4	113	32	60	92	65
32.	Doug Janik	5	376	18	73	91	686
33.	Chad Ruhwedel	3	178	24	66	90	70
34.	Ron Fischer	4	185	18	71	89	272
35.	Dick Mattiussi	3	209	17	69	86	299
36.	Mark Renaud	2	144	17	67	84	104
37.	Claude Labrosse	6	275	15	67	82	131
38.	Philippe Boucher	3	79	28	52	80	85
39.	Daryl Drader	4	195	26	52	78	110
40.	Jim Walsh	3	179	17	60	77	420
	Brandon Smith	3	177	16	61	77	125
42.	Kent Douglas	3	102	22	53	75	189
43.	Jason Holland	4	200	11	63	74	115
44.	Steve Dykstra	4	210	14	59	73	464
45.	Al Sims	4	133	20	52	72	70
46.	Doug Halward	3	150	18	53	71	96
	Jim Hofford	6	319	10	61	71	1,212
	Mark Ferner	4	241	3	68	71	506
49.	Kari Suoraniemi	3	137	12	58	70	98
50.	David Cooper	3	156	21	47	68	209
51.	TJ Brennan	2	88	30	35	65	96
	Dale DeGray	2	114	15	50	65	239



# ALL-TIME DEFENSEMEN

## History

### AMERKS ALL-TIME DEFENSEMEN

RANKING	DEFENSEMEN	SEASONS	GP	G	A	PTS	PIM
	Shawn Anderson	4	107	14	51	65	95
54.	Shayne Wright	3	200	9	55	64	345
55.	Al MacNeil	4	185	11	51	62	289
56.	Jeff Jillson	2	151	22	37	59	140
	John Bednarski	2	148	17	42	59	361
	Nick Crawford	3	186	16	43	59	72
	Brendan Guhle	4	112	15	44	59	62
60.	Jerome Leduc	3	229	19	39	58	117
61.	Jordan Henry	4	195	20	35	55	290
	Dirk Rueter	3	203	6	49	55	271
63.	Mike Kostka	2	81	16	38	54	48
	Jason Garrison	2	113	11	43	54	101
	Darryl Edestrand	4	131	11	43	54	104
	Dean Turner	1	75	8	46	54	155
67.	Howie Young	2	124	24	27	51	245
	Graeme Nicolson	1	80	16	35	51	112
69.	Rory Fitzpatrick	5	211	14	36	50	240
	Ken Sutton	2	119	12	38	50	148
	Dave Baseggio	3	105	11	39	50	87
72.	Lawrence Pilut	2	67	10	39	49	34
73.	Alex Biega	2	137	10	38	48	106
	Mark Pysyk	4	145	8	40	48	82
	Al Simmons	2	73	7	41	48	73
76.	Bill Stewart	2	69	13	34	47	201
	Keaton Ellerby	3	150	11	36	47	86
78.	Sean O'Donnell	3	211	9	37	46	638
	Harry Shaw	3	179	5	41	46	261
80.	Doug Dunville	4	126	14	31	45	104
	Casey Nelson	5	151	13	32	45	54
82.	Colby Robak	2	149	12	32	44	72
	Taylor Fedun	3	83	8	36	44	63
84.	Timo Jutila	1	56	13	30	43	29
	Rumun Ndur	3	191	8	35	43	795
	Marc Reaume	5	89	8	34	42	50
87.	Bob Malcolm	6	166	9	32	41	164
88.	Al Langlois	2	115	5	35	40	152
	Heikki Leime	4	136	4	36	40	83
90.	Steve Smith	4	130	8	31	39	260
	Mike Forbes	2	107	7	32	39	162
92.	Jayson Meyer	2	79	7	30	37	86
	Keith Carney	2	65	6	31	37	34
	Joe Reekie	3	120	4	33	37	286
95.	Bill White	3	115	6	30	36	95
	Andrej Sekera	2	94	5	31	36	50
	Bob Halkidis	4	108	4	32	36	328
98.	Wayne Ramsey	1	68	6	29	35	58
	Mike Milbury	2	143	5	30	35	449
	Cory Sarich	2	92	3	32	35	126
101.	Lindy Ruff	1	62	10	24	34	110
	Stuart Percy	1	67	7	27	34	34
	Mark Krys	2	128	5	29	34	190
104.	Brady Austin	3	210	7	26	33	127



# ALL-TIME DEFENSEMEN

## History

### AMERKS ALL-TIME DEFENSEMEN

RANKING	DEFENSEMEN	SEASONS	GP	G	A	PTS	PIM
	Mike Bolland	2	85	4	29	33	186
106.	Jean-Luc Grand-Pierre	3	193	14	18	32	425
	Martin Lojek	3	156	13	19	32	200
	Peter Ratchuk	1	70	11	21	32	64
	James Gasseau	2	82	9	23	32	115
	Matt Tennyson	2	97	7	25	32	82
111.	Bill Orr	2	65	10	21	31	86
	Matt Donovan	1	73	8	23	31	61
	Arnie Brown	2	74	4	27	31	145
114.	Jack Brownschidle	1	74	8	22	30	13
	Roger Cote	3	127	5	25	30	349
	Michael Caruso	3	215	5	23	30	185
	<b>Jacob Bryson</b>	<b>2</b>	<b>66</b>	<b>4</b>	<b>26</b>	<b>30</b>	<b>36</b>
118.	Mark Astley	1	46	5	24	29	49
	Jake McCabe	2	58	5	24	29	50
	Bob Armstrong	1	70	1	28	29	89
121.	Reg Fleming	2	79	7	21	28	116
122.	Todd Nelson	1	74	6	20	26	32
	Andrew MacWilliam	3	161	5	21	26	217
	Joe Crozier	2	60	2	24	26	26
125.	Craig Millar	1	64	7	18	25	65
	Benny Woit	2	99	6	19	25	94
	Will Borgen	3	140	4	21	25	132
	Franklin MacDonald	3	123	2	23	25	89
	Brad Miller	5	142	2	23	25	642
130.	Tom Nemeth	2	67	4	20	24	38
	Noel Price	2	69	4	20	24	153
	Jim Hargraves	2	103	4	20	24	236
	Matt MacKenzie	4	161	4	20	24	243
	Wayne Morusyk	2	83	2	22	24	52
135.	Peter Aston	3	126	5	18	23	63
	Mark Robinson	2	68	4	19	23	111
137.	<b>Casey Fitzgerald</b>	<b>3</b>	<b>51</b>	<b>5</b>	<b>17</b>	<b>22</b>	<b>64</b>
	Steve Lingren	2	121	5	17	22	201
	Uwe Krupp	1	42	3	19	22	50
	Dmitri Kalinin	3	79	2	20	22	66
141.	Kevin Bolibruck	2	119	5	16	21	83
142.	Rasmus Ristolainen	1	34	6	14	20	22
	Radoslav Hecl	1	58	6	14	20	41
	Henrik Tallinder	1	73	6	14	20	26
	Mike Breen	2	121	5	15	20	485
	Warren Godfrey	1	67	3	17	20	70
147.	Shawn Whitham	1	46	4	15	19	75
	Tom Williams	3	145	1	18	19	42
149.	Bob Blackburn	1	64	7	11	18	72
	Drew Bagnall	2	92	3	15	18	150
	Jack Chipchase	4	79	2	16	18	111
152.	Jeff Sirkka	1	59	6	11	17	132
	John Schella	1	33	3	14	17	118
	<b>Oskari Laaksonen</b>	<b>1</b>	<b>28</b>	<b>2</b>	<b>15</b>	<b>17</b>	<b>6</b>
	Taras Zytynsky	1	65	2	15	17	78
	Mike Funk	2	119	2	15	17	161



# ALL-TIME DEFENSEMEN

## History

### AMERKS ALL-TIME DEFENSEMEN

RANKING	DEFENSEMEN	SEASONS	GP	G	A	PTS	PIM
	Erik Burgdoerfer	1	52	1	16	17	44
158.	Todd Copeland	1	77	4	12	16	152
	Jay McKee	3	24	3	13	16	30
	Tim Murray	1	26	3	13	16	18
	Dave Dunn	2	64	3	13	16	92
162.	Mario Larocque	1	75	8	7	15	219
	Bobby Sanguinetti	1	40	7	8	15	22
	Francois Ouimet	1	40	4	11	15	56
	Shaone Morrisonn	1	65	4	11	15	44
	Drew Schiestel	2	78	3	12	15	28
	Bob Baun	1	46	2	13	15	117
	Mike Donaldson	2	129	2	13	15	168
	Wayne Mosdell	2	102	1	14	15	115
170.	Charlie Huddy	1	63	6	8	14	36
	Tim Gould	1	66	5	9	14	22
	Patrick Mullen	1	27	4	10	14	22
	Brad Knelson	1	48	4	10	14	72
	Rick Mrozik	1	72	4	10	14	47
	Paul Baier	2	74	3	11	14	85
	Mike Card	2	73	2	12	14	70
	Don Johns	1	42	1	13	14	32
	Mike Weber	1	59	1	13	14	178
179.	<b>Mattias Samuelsson</b>	<b>1</b>	<b>23</b>	<b>3</b>	<b>10</b>	<b>13</b>	<b>12</b>
	John Gilmour	1	37	6	7	13	6
	Joe Callahan	1	48	4	9	13	12
182.	Bruce Shoebottom	2	65	7	5	12	253
	Jean Gauthier	1	52	3	9	12	61
	Gaston Therrien	1	18	2	10	12	6
	Bjorn Johansson	1	26	2	10	12	20
	Jack Dougherty	1	56	2	10	12	32
	Tyson Strachan	1	61	1	11	12	36
188.	Paul Popiel	1	12	7	4	11	10
	Matt Duffy	2	20	3	8	11	4
	Chris Renaud	1	52	3	8	11	6
	Jim Turkiewicz	1	53	3	8	11	32
	Brandon Hickey	2	61	2	9	11	30
	Sylvain Dufresne	2	90	2	9	11	93
	Joe Finley	2	93	2	9	11	224
	Joe Zanussi	2	20	1	10	11	22
	Denis Tsygurov	1	24	1	10	11	10
	Paul Traynor	2	108	1	10	11	70
198.	Brian Chapman	1	75	5	5	10	71
	Mark Suzor	1	24	4	6	10	16
	Alexei Tezikov	1	31	3	7	10	41
	Scott Ricci	2	79	3	7	10	26
	Vince Guidotti	1	20	2	8	10	8
	Chuck Luksa	1	33	2	8	10	33
	Derek Booth	1	45	2	8	10	82
	Kevin Haller	2	56	2	8	10	71
	Barry Trapp	2	77	1	9	10	55
	Mike McMahon	1	9	0	10	10	4
208.	Peter McNamee	1	26	3	6	9	38



# ALL-TIME DEFENSEMEN

## History

### AMERKS ALL-TIME DEFENSEMEN

RANKING	DEFENSEMEN	SEASONS	GP	G	A	PTS	PIM
	Mac Bennett	1	46	3	6	9	15
	Paul Geiger	1	49	3	6	9	35
	Mat Bodie	1	17	2	7	9	8
	Noah Welch	2	18	2	7	9	31
	Adam Pardy	1	21	2	7	9	22
	Mikko Lehtonen	1	21	1	8	9	10
215.	Greg Boddy	1	28	2	6	8	77
	Eric Germain	1	18	1	7	8	13
	Eric Lavigne	2	71	1	7	8	207
	Timo Helbling	1	20	0	8	8	50
219.	Dennis Persson	1	39	3	4	7	10
	Alexander Sulzer	1	10	2	5	7	2
	Venci Sebek	2	44	2	5	7	27
	Tim Hoover	1	49	2	5	7	34
	Dan Focht	1	54	2	5	7	146
	Jerry Korab	2	7	1	6	7	8
	Keith Johnson	1	29	1	6	7	137
	<b>Ryan Jones</b>	<b>1</b>	<b>29</b>	<b>1</b>	<b>6</b>	<b>7</b>	<b>14</b>
	Ryan Jorde	3	124	1	6	7	218
	Ari Vallin	1	24	0	7	7	20
229.	Cory Murphy	1	5	2	4	6	2
	Mark Toffolo	2	68	2	4	6	366
	John de Gray	1	41	1	5	6	31
	<b>Nick DeSimone</b>	<b>1</b>	<b>8</b>	<b>0</b>	<b>6</b>	<b>6</b>	<b>2</b>
233.	Ron Howell	1	22	4	1	5	2
	Arvin Atwal	2	17	2	3	5	28
	Ryan Brindley	2	24	2	3	5	28
	David DiVita	2	41	2	3	5	77
	Luc Theoret	1	25	1	4	5	17
	Barry Goers	1	12	0	5	5	8
	Mike Wilson	1	15	0	5	5	38
	Adam Comrie	1	44	0	5	5	18
	Murray Anderson	1	52	0	5	5	48
	Joe Rando	2	74	0	5	5	112
243.	Andrei Iakovenko	1	16	2	2	4	20
	Todd Flichel	2	17	1	3	4	4
	Tim O'Connell	1	24	1	3	4	17
	Nick Tuzzolino	2	39	1	3	4	47
	Aaron Boh	1	12	0	4	4	10
	Michael Sdao	1	12	0	4	4	30
	Corey Fienhage	2	23	0	4	4	20
250.	Pat Price	1	5	2	1	3	9
	<b>Griffin Luce</b>	<b>1</b>	<b>22</b>	<b>2</b>	<b>1</b>	<b>3</b>	<b>27</b>
	Shane Kenny	2	24	2	1	3	25
	Brad Pascall	2	54	2	1	3	71
	Doug Butler	1	7	1	2	3	0
	Rick Lessard	1	8	1	2	3	2
	Bob Duncan	1	10	1	2	3	16
	Brian Bowles	1	16	1	2	3	4
	<b>Nicholas Welsh</b>	<b>1</b>	<b>17</b>	<b>1</b>	<b>2</b>	<b>3</b>	<b>10</b>
	Conor Allen	1	17	1	2	3	8
	Matt Prapavessis	2	35	1	2	3	14



# ALL-TIME DEFENSEMEN

## History

### AMERKS ALL-TIME DEFENSEMEN

RANKING	DEFENSEMEN	SEASONS	GP	G	A	PTS	PIM
	Bud MacPherson	1	7	0	3	3	12
	Kurt Gosselin	1	8	0	3	3	4
	Nick Bailen	1	9	0	3	3	0
	Les Auge	1	10	0	3	3	6
	Marc Dupuis	2	16	0	3	3	14
	Joey Mormina	1	20	0	3	3	36
	Jim Dorey	1	20	0	3	3	16
	Jason Mansoff	1	26	0	3	3	14
	Nick Petrecki	2	33	0	3	3	84
	Marc Busenburg	2	33	0	3	3	6
	Brian Curran	2	46	0	3	3	158
	Luke Beaverson	3	50	0	3	3	56
273.	Scott Hotham	1	9	2	0	2	6
	Kevin Morrison	1	29	2	0	2	49
	Noel Price	1	1	1	1	2	0
	Evan Oberg	1	5	1	1	2	0
	Gus Brassard	2	6	1	1	2	2
	Wally Weir	1	7	1	1	2	79
	Ville Koistinen	1	8	1	1	2	4
	Spiro Goulakos	1	10	1	1	2	4
	Brian Glennie	1	15	1	1	2	16
	Scott Boston	1	16	1	1	2	6
	<b>Dylan Blujus</b>	<b>1</b>	<b>21</b>	<b>1</b>	<b>1</b>	<b>2</b>	<b>14</b>
	Scott McGeown	1	4	0	2	2	0
	Lorne Knauft	1	5	0	2	2	8
	Grant Ledyard	1	5	0	2	2	8
	Andrew Hotham	1	6	0	2	2	7
	Blake Kessel	1	8	0	2	2	4
	Bob Turner	1	8	0	2	2	4
	Andy Delmore	1	8	0	2	2	2
	Mike Amodeo	1	10	0	2	2	4
	Jim Burton	1	10	0	2	2	4
	Scott Humeniuk	1	12	0	2	2	19
	Collin Bowman	1	12	0	2	2	8
	Doug O'Brien	1	12	0	2	2	8
	Scott Feasby	2	13	0	2	2	8
	Tom Cronin	1	14	0	2	2	9
	Jared Bednar	1	19	0	2	2	49
	Martin Tuma	2	35	0	2	2	71
	Dave Moylan	2	36	0	2	2	17
	Matt Pelech	1	39	0	2	2	80
	Jeremy Swanson	2	58	0	2	2	70
	Ron Fogal	1	66	0	2	2	121
304.	Mike Holmes	1	2	1	0	1	2
	Randy Moller	1	3	1	0	1	10
	Brian O'Hanley	1	3	1	0	1	0
	Rod Seiling	2	3	1	0	1	0
	Chris Aldous	1	4	1	0	1	0
	Jim Maher	1	5	1	0	1	0
310.	Mickey Keating	1	7	1	0	1	4
	T.J. Fast	1	13	1	0	1	12
	Jason Beattie	1	1	0	1	1	5



# ALL-TIME DEFENSEMEN

## History

### AMERKS ALL-TIME DEFENSEMEN

RANKING	DEFENSEMEN	SEASONS	GP	G	A	PTS	PIM
	Carl Brewer	1	1	0	1	1	2
	Don Martin	1	1	0	1	1	2
	Jacques Deslauriers	1	1	0	1	1	0
	Curtis Leonard	1	1	0	1	1	0
	Dmitri Rodine	1	1	0	1	1	0
	Marc Tournier	1	2	0	1	1	2
	Ian Brady	1	2	0	1	1	0
	Matt Hunwick	1	2	0	1	1	0
	Mike Smith	1	2	0	1	1	0
	Jack Smith	1	3	0	1	1	7
	Jassen Cullimore	1	3	0	1	1	4
	Brock Matheson	1	3	0	1	1	4
	Doug Schmidt	1	3	0	1	1	2
	Cameron Burt	1	3	0	1	1	2
	Johann Kroll	1	4	0	1	1	4
	David Schulz	1	4	0	1	1	2
	Corey Syvret	1	4	0	1	1	0
	Hugh Bolton	1	5	0	1	1	2
	Chris Foy	1	5	0	1	1	2
	Kevin Beaton	1	6	0	1	1	0
	Grant Jennings	1	9	0	1	1	28
	Jody Robinson	1	9	0	1	1	8
	Todd Rohloff	1	12	0	1	1	4
	Rob Melanson	1	13	0	1	1	24
	Alexandre Boikov	1	13	0	1	1	15
	<b>Alec McCrea</b>	<b>1</b>	<b>14</b>	<b>0</b>	<b>1</b>	<b>1</b>	<b>4</b>
339.	Josh Chapman	1	1	0	0	0	4
	Chris Mann	1	1	0	0	0	4
	Reg Krezanski	1	1	0	0	0	2
	John Annable	1	1	0	0	0	0
	Maury Edwards	1	1	0	0	0	0
	Brent Henley	1	1	0	0	0	0
	Chris Hynnes	1	1	0	0	0	0
	Justin Krall	1	1	0	0	0	0
	Jon Landry	1	1	0	0	0	0
	Tobie Paquette-Bisson	1	1	0	0	0	0
	Ben Pederson	1	1	0	0	0	0
	Tim Ripley	1	1	0	0	0	0
	Mathieu Roy	1	1	0	0	0	0
	Steven Shamanski	1	1	0	0	0	0
	Matthew Spencer	1	1	0	0	0	0
	Ray Tremblay	1	1	0	0	0	0
	Joe Grimaldi	1	2	0	0	0	5
	Eric Baier	1	2	0	0	0	2
	John Longarini	1	2	0	0	0	2
	Dennis O'Brien	1	2	0	0	0	2
	John Van Boxmeer	1	2	0	0	0	2
	Cal Benazic	1	2	0	0	0	0
	<b>Brandon Davidson</b>	<b>1</b>	<b>2</b>	<b>0</b>	<b>0</b>	<b>0</b>	<b>0</b>
	Ray Dupont	1	2	0	0	0	0
	Doug Evans	1	2	0	0	0	0
	Gary Jacquith	2	2	0	0	0	0



# ALL-TIME DEFENSEMEN

## History

### AMERKS ALL-TIME DEFENSEMEN

RANKING	DEFENSEMEN	SEASONS	GP	G	A	PTS	PIM
	Doug MacIver	1	2	0	0	0	0
	Lou Marcon	1	2	0	0	0	0
	Grant McNeill	1	2	0	0	0	0
	Ken Mosdell	1	2	0	0	0	0
	Pat Stachniak	1	2	0	0	0	0
	Scott Campbell	1	3	0	0	0	15
	David Kudelka	1	3	0	0	0	10
	Hal Willis	1	3	0	0	0	6
	Brad Williamson	1	3	0	0	0	6
	Kyle Hagel	1	3	0	0	0	5
	Mike Nicholishen	1	3	0	0	0	4
	Brian Blad	1	3	0	0	0	0
	J.C. Tremblay	1	3	0	0	0	0
	Victor Uchevatorov	1	4	0	0	0	10
	Kord Cernich	1	4	0	0	0	2
	Michael Stewart	1	4	0	0	0	0
	Ed Hospodar	1	5	0	0	0	10
	Bob Shupe	1	5	0	0	0	4
	Ryan Grimshaw	1	5	0	0	0	2
	Kelly Perrault	1	5	0	0	0	2
	Anthony Florentino	1	5	0	0	0	0
	Drew Paris	1	5	0	0	0	0
	Randy Irving	1	6	0	0	0	6
	Luka Vidmar	1	6	0	0	0	6
	Eric Knodel	1	6	0	0	0	2
	Chad Wilchynski	1	6	0	0	0	2
	Carl Hudson	1	7	0	0	0	16
	Alexei Semenov	2	7	0	0	0	13
	Devante Stephens	2	7	0	0	0	9
	Tom Reilly	1	7	0	0	0	2
	Sean Zimmerman	1	7	0	0	0	0
	Richie Hart	1	8	0	0	0	69
	Darren Wetherill	1	8	0	0	0	10
	Alex Lepkowski	1	8	0	0	0	0
	A.J. Thelen	1	9	0	0	0	6
	Greg Capson	1	10	0	0	0	29
	Justin Falk	1	10	0	0	0	11
	Nic Bilotto	1	10	0	0	0	10
	Bobby Shea	1	10	0	0	0	7
	Brycen Martin	3	21	0	0	0	12

Blue bold indicates played for the Amerks last season.



# ALL-TIME GOALTENDERS

## History

### AMERKS ALL-TIME GOALTENDERS

RANKING	GOALTENDERS	SEASONS	GP	MIN	GA	SO	GAA
1.	Jason Fitzsimmons	1	1	6	0	0	0.00
2.	Mark Guggenberger	1	1	65	1	0	0.92
3.	Gilles Boisvert	1	1	60	1	0	1.00
4.	Tom Barrasso	1	5	267	6	1	1.34
5.	Clint Malarchuk	1	2	120	3	1	1.50
6.	Len Perno	1	2	38	1	0	1.60
7.	Grant Fuhr	1	5	310	10	0	1.94
8.	Scott Luce	1	3	184	6	1	1.96
9.	Dwayne Roloson	1	2	120	4	0	2.00
10.	<b>Michael Houser</b>	<b>1</b>	<b>4</b>	<b>232</b>	<b>9</b>	<b>0</b>	<b>2.33</b>
11.	Ryan Miller	4	172	10,257	400	15	2.34
12.	Mika Noronen	5	167	9,896	388	15	2.35
13.	Martin Biron	4	103	6,020	237	13	2.36
14.	Mike Brodeur	1	38	2,127	87	2	2.45
15.	Steve Shields	4	80	6,202	256	2	2.48
16.	Peter Skudra	1	2	120	5	0	2.50
17.	<b>Dustin Tokarski</b>	<b>1</b>	<b>2</b>	<b>120</b>	<b>5</b>	<b>0</b>	<b>2.51</b>
18.	Andrew Hammond	1	33	1,923	81	4	2.53
19.	Craig Anderson	1	34	2,060	88	1	2.56
20.	Tom Askey	5	120	7,004	300	6	2.57
21.	David Leggio	2	118	7,042	304	6	2.59
22.	Andrei Trefilov	2	8	438	19	0	2.60
23.	Jonas Johansson	4	41	2,255	99	2	2.63
24.	Scott Wedgewood	1	48	1,191	121	5	2.68
25.	Nathan Lieuwen	4	80	4,409	201	5	2.73
	Kirk Daubenspeck	2	23	1,295	59	1	2.73
27.	Andrey Makarov	3	71	4,020	186	4	2.78
	Gary Smith	3	55	2,911	135	3	2.78
	Tom Draper	3	40	2,372	110	0	2.78
30.	Adam Wilcox	2	57	3,186	149	0	2.80
31.	Linus Ullmark	3	127	7,363	348	3	2.84
32.	Fredric Deschenes	1	38	1,898	90	2	2.85
33.	Matt Hackett	3	52	3,071	148	0	2.89
	Alexander Salak	1	48	2,557	123	1	2.89
35.	Jon Hillebrandt	1	3	102	5	0	2.94
36.	Gerry Cheevers	4	181	10,889	541	10	2.98
	Jacob Markstrom	1	37	2,174	108	1	2.98
38.	Alex Petizian	2	2	100	5	0	3.00
	Mark Bernard	1	1	20	1	0	3.00
	Rick Lemay	1	1	20	1	0	3.00
	Dave Dryden	1	1	60	2	0	3.00
42.	Ross Brooks	1	34	2,053	103	2	3.01
43.	Dave Littman	3	130	7,334	369	6	3.02
	Phil Osaer	1	1	60	3	0	3.02
45.	Bob Perreault	6	205	11,564	584	16	3.03
	Ryan Mior	1	7	416	21	0	3.03
47.	Ed Chadwick	2	138	8,280	420	6	3.04
48.	Lance Leslie	1	1	59	3	0	3.06
49.	John Muse	1	14	741	38	1	3.08
50.	Daren Puppa	4	105	5,755	299	3	3.12
51.	Tyler Plante	4	106	5,784	302	4	3.13
	Gerry McNeil	2	134	8,035	419	7	3.13



# ALL-TIME GOALTENDERS

## History

### AMERKS ALL-TIME GOALTENDERS

RANKING	GOALTENDERS	SEASONS	GP	MIN	GA	SO	GAA
53.	John Bradley	1	6	248	13	1	3.14
	Travis Fullerton	1	1	57	3	0	3.14
55.	Dave Reece	2	74	4,373	232	2	3.18
56.	Jean-Marc Pelletier	2	43	2,442	130	0	3.19
	Drew MacIntyre	1	23	1,375	725	1	3.19
58.	Charlie Hodge	2	45	2,700	144	2	3.20
59.	Michael Leighton	1	40	2,316	124	2	3.21
60.	Adam Berkhoel	1	6	316	17	0	3.22
61.	Adam Dennis	2	81	4,669	253	4	3.25
	George Gardner	1	4	240	13	0	3.25
63.	Don Simmons	2	60	3,603	196	1	3.26
64.	Jacques Cloutier	7	187	10,945	603	3	3.31
65.	Ken Broderick	2	45	2,721	151	2	3.33
66.	<b>Ukko-Pekka Luukkonen</b>	<b>3</b>	<b>25</b>	<b>1,487</b>	<b>83</b>	<b>0</b>	<b>3.35</b>
67.	Darcy Wakaluk	5	181	9,332	523	7	3.36
	Robin Lehner	1	3	178	10	0	3.36
69.	Carl Wetzel	1	10	495	28	1	3.39
70.	Mike Bales	1	39	2,230	127	0	3.42
	Les Kuntar	1	21	1,052	60	0	3.42
72.	Jim Pettie	3	84	4,816	277	4	3.45
	Bob Sneddon	2	65	3,740	215	1	3.45
	Al Smith	1	34	1,979	114	2	3.45
75.	Kenton Rein	1	15	676	39	2	3.46
	Cleon Daskalaskis	1	8	382	22	0	3.46
77.	Eric Raymond	1	29	1,593	92	0	3.47
78.	David Shantz	3	28	1,590	92	1	3.48
79.	Ivan Wamsley	1	2	120	7	0	3.50
80.	Lynn Zimmerman	6	195	10,588	621	5	3.52
81.	Robb Stauber	1	16	833	49	0	3.53
	Jim Bedard	1	6	340	20	0	3.53
83.	Mike Curran	1	9	390	23	1	3.54
84.	Connor Knapp	2	10	591	35	0	3.55
85.	Duane Derksen	1	6	235	14	0	3.57
86.	Phil Myre	2	76	4,346	260	3	3.59
	Tim Bernhardt	1	29	1,588	95	0	3.59
88.	Brian Ford	2	38	2,151	129	2	3.60
89.	Randy Ireland	1	29	1,562	94	0	3.61
90.	Bill Horn	2	31	1,698	103	0	3.63
91.	Markus Ketterer	2	79	4,339	264	2	3.65
	Darren Eliot	1	23	969	59	0	3.65
93.	John Blue	1	14	672	41	0	3.66
94.	Gaye Cooley	1	24	1,275	78	0	3.67
95.	Olaf Kolzig	1	48	2,738	168	0	3.68
96.	Dave Parro	2	82	4,743	294	2	3.72
97.	Serge Aubry	2	88	4,602	286	2	3.73
98.	Rick Knickle	2	35	1,898	119	1	3.76
99.	Francois Gravel	1	3	159	10	0	3.77
100.	George Wood	1	18	1,012	64	0	3.79
101.	Vince Tremblay	1	33	1,816	115	0	3.80
102.	Marc Cheverie	1	15	675	44	0	3.91
103.	John Tanner	1	10	579	38	0	3.94
104.	Ed Babiuk	2	13	540	36	0	4.00



# ALL-TIME GOALTENDERS

## History

### AMERKS ALL-TIME GOALTENDERS

RANKING	GOALTENDERS	SEASONS	GP	MIN	GA	SO	GAA
	Pete Richards	1	7	270	18	0	4.00
	Tommy Soderstrom	1	2	120	8	0	4.00
107.	Gerry McNamara	3	35	2,102	141	1	4.02
	Rich Parent	1	2	90	6	0	4.02
109.	Ed Walsh	1	50	2,889	196	0	4.07
	Anthony Peters	1	7	397	27	0	4.07
111.	Mike Craig	3	99	5,194	353	0	4.08
	Bob Whidden	1	59	3,248	221	0	4.08
113.	Chris Beckford-Tseu	2	28	1,408	96	0	4.09
114.	Mike Parson	1	3	176	12	0	4.10
115.	Bill Pye	3	53	2,737	192	0	4.21
116.	Claude Hardy	1	11	494	35	0	4.25
117.	Gary Carr	3	48	2,702	192	1	4.26
118.	Gary Bauman	1	3	140	10	0	4.29
119.	Paul Harrison	1	29	1,535	110	0	4.30
120.	<b>Stefanos Lekkas</b>	<b>1</b>	<b>7</b>	<b>403</b>	<b>29</b>	<b>0</b>	<b>4.32</b>
121.	Jari Paavola	2	28	1,501	110	0	4.40
122.	Pat Nagle	1	2	119	9	0	4.53
123.	Ed Dyck	1	10	554	43	1	4.66
124.	Andrei Mezin	1	7	386	31	0	4.82
125.	Bruce Gamble	1	5	300	25	0	5.00
	Jerry Fluery	1	2	120	10	0	5.00
127.	Danny Lorenz	1	4	168	15	0	5.36
128.	Al Millar	1	11	577	52	0	5.41
129.	Jason Kasdorf	2	4	197	18	0	5.47
130.	Bob McNamara	3	25	1,066	99	0	5.57
131.	Jody Lehman	1	1	20	2	0	6.00
	Sam Marotta	1	1	20	2	0	6.00
133.	<b>Billy Christopoulos</b>	<b>1</b>	<b>5</b>	<b>169</b>	<b>17</b>	<b>0</b>	<b>6.03</b>
134.	Mike Parker	1	2	80	10	0	7.50
	Greg Menges	1	2	40	5	0	7.50
136.	Pat Flaherty	1	2	27	4	0	9.00

Blue bold indicates played for the Amerks last season.



# ALL-TIME OFFENSIVE GOALTENDERS STATS

## History

### AMERKS ALL-TIME OFFENSIVE GOALTENDER STATS

GOALTENDERS	GP	G	A	PTS	PIM
Darcy Wakaluk # **\$	181	1	16	17	134
Dave Littman *	130	0	14	14	14
Jacques Cloutier	187	0	8	8	37
Steve Shields	80	0	6	6	86
Mika Noronen	167	0	6	6	50
Bob Sneddon	66	0	5	5	6
Jim Pettie	84	0	5	5	81
Lynn Zimmerman	195	0	5	5	121
Martin Biron	103	0	4	4	42
Daren Puppa	105	0	4	4	20
Bobby Perreault	205	0	4	4	29
Robb Stauber***	16	1	2	3	6
Andrew Hammond	33	0	3	3	2
Ken Broderick	45	0	3	3	0
Alexander Salak	46	0	3	3	14
Olaf Kolzig	48	0	3	3	6
Dave Reece	74	0	3	3	14
Phil Myre	76	0	3	3	18
Dave Parro	82	0	3	3	10
Mike Craig	99	0	3	3	18
Tom Askey	120	0	3	3	30
Ed Dyck	10	0	2	2	9
Randy Ireland	29	0	2	2	38
Tim Bernhardt	29	0	2	2	0
Brian Ford	38	0	2	2	0
Ed Walsh	50	0	2	2	8
Bill Pye	53	0	2	2	20
Bob Whidden	59	0	2	2	14
Andrey Makarov	71	0	2	2	6
Markus Ketterer	79	0	2	2	2
Nathan Lieuwen	80	0	2	2	6
Tyler Plante	105	0	2	2	47
David Leggio	118	0	2	2	12
Gerry Cheevers	181	0	2	2	34
Andrei Mezin	7	0	1	1	0
Connor Knapp	10	0	1	1	0
John Blue	14	0	1	1	4
Kenton Rein	15	0	1	1	34
Darren Eliot	23	0	1	1	4
Kirk Daubenspeck	23	0	1	1	2
Jari Paavola	28	0	1	1	4
Chris Beckford-Tseu	28	0	1	1	0
Tom Askey	29	0	1	1	4
Vince Tremblay	33	0	1	1	6
Ross Brooks	34	0	1	1	4
Rick Knickle	35	0	1	1	0
Jacob Markstrom	37	0	1	1	10
Michael Leighton	40	0	1	1	23
Tom Draper	40	0	1	1	4
Gary Carr	48	0	1	1	42
Scott Wedgewood	48	0	1	1	0
Matt Hackett	52	0	1	1	22



# ALL-TIME OFFENSIVE GOALTENDERS STATS

## History

### AMERKS ALL-TIME OFFENSIVE GOALTENDER STATS

GOALTENDERS	GP	G	A	PTS	PIM
Gary Smith	55	0	1	1	6
Adam Wilcox	57	0	1	1	0
Adam Dennis	81	0	1	1	20
Serge Aubry	88	0	1	1	20
Linus Ullmark	127	0	1	1	4
Ryan Miller	172	0	1	1	20
Mark Bernard	1	0	0	0	0
Gil Boisvert	1	0	0	0	0
Dave Dryden	1	0	0	0	0
Rick Lemay	1	0	0	0	0
Jason Fitzsimmons	1	0	0	0	0
Travis Fullerton	1	0	0	0	0
Mark Guggenberger	1	0	0	0	0
Jody Lehman	1	0	0	0	0
Lance Leslie	1	0	0	0	0
Sam Marotta	1	0	0	0	0
Phil Osaer	1	0	0	0	0
Clint Malarchuk	2	0	0	0	2
<b>Dustin Tokarski</b>	<b>2</b>	<b>0</b>	<b>0</b>	<b>0</b>	<b>2</b>
Pat Flaherty	2	0	0	0	0
Jerry Fleury	2	0	0	0	0
Greg Menges	2	0	0	0	0
Pat Nagle	2	0	0	0	0
Rich Parent	2	0	0	0	0
Mike Parker	2	0	0	0	0
Len Perno	2	0	0	0	0
Dwayne Roloson	2	0	0	0	0
Peter Skudra	2	0	0	0	0
Tommy Sodorstrom	2	0	0	0	0
Ivan Wamsley	2	0	0	0	0
Francois Gravel	3	0	0	0	2
Jon Hillebrandt	3	0	0	0	0
Mike Parson	3	0	0	0	0
Garry Baumann	3	0	0	0	0
Robin Lehner	3	0	0	0	0
Scott Luce	3	0	0	0	0
George Gardner	4	0	0	0	0
<b>Michael Houser</b>	<b>4</b>	<b>0</b>	<b>0</b>	<b>0</b>	<b>0</b>
Jason Kasdorf	4	0	0	0	0
Danny Lorenz	4	0	0	0	0
Tom Barasso	5	0	0	0	2
<b>Billy Christopoulos</b>	<b>5</b>	<b>0</b>	<b>0</b>	<b>0</b>	<b>0</b>
Bruce Gamble	5	0	0	0	0
Grant Fuhr	5	0	0	0	0
Jim Bedard	6	0	0	0	4
John Bradley	6	0	0	0	2
Adam Berkhoeel	6	0	0	0	0
Duane Derksen	6	0	0	0	0
<b>Stefanos Lekkas</b>	<b>7</b>	<b>0</b>	<b>0</b>	<b>0</b>	<b>0</b>
Anthony Peters	7	0	0	0	0
Pete Richards	7	0	0	0	0
Cleon Daskalakis	8	0	0	0	6



# ALL-TIME OFFENSIVE GOALTENDERS STATS

## History

### AMERKS ALL-TIME OFFENSIVE GOALTENDER STATS

GOALTENDERS	GP	G	A	PTS	PIM
Andrei Trefilov	8	0	0	0	0
Mike Curran	9	0	0	0	4
John Tanner	10	0	0	0	17
Carl Wetzel	10	0	0	0	0
Al Millar	11	0	0	0	0
Claude Hardy	11	0	0	0	0
Ed Babiuk	13	0	0	0	0
John Muse	14	0	0	0	2
George Wood	18	0	0	0	13
Les Kuntar	21	0	0	0	10
Drew MacIntyre	23	0	0	0	0
Gaye Cooley	24	0	0	0	24
Bob McNamara	25	0	0	0	0
<b>Ukko-Pekka Luukkonen</b>	<b>25</b>	<b>0</b>	<b>0</b>	<b>0</b>	<b>0</b>
David Shantz	28	0	0	0	2
Paul Harrison	29	0	0	0	14
Eric Raymond	29	0	0	0	6
Bill Horn	31	0	0	0	0
Al Smith	34	0	0	0	5
Craig Anderson	34	0	0	0	0
Gerry McNamara	35	0	0	0	17
Frederic Deschenes	38	0	0	0	0
Jonas Johansson	41	0	0	0	0
Jean-Marc Pelletier	43	0	0	0	4
Charlie Hodge	45	0	0	0	0
Don Simmons	60	0	0	0	14
Gerry McNeil	134	0	0	0	12
Ed Chadwick	138	0	0	0	2

Blue bold indicates played for the Amerks last season.

# Set a single season record for points (1+6=7, 1987-88)

\$ Scored goal at Utica

\* Set a single season record for assists (6) and points (7)

\*\*\*Scored goal at 18:22 of 3rd period, 10/9/95 @ PEI



# ALL-TIME GOALTENDER CAREER STATS

## History

### AMERKS ALL-TIME GOALTENDER CAREER STATS

GOALTENDER	YEAR	GP	MIN	GA	SO	SAVES	GAA	SV PCT	W-L-T
Anderson	06-07	34	2,060	88	1	999	2.56	.762	23-10-1
Askey	00-01	29	1,671	71	1	680	2.55	.905	15-8-4
Askey	01-02	34	2,048	86	3	786	2.52	.901	16-15-3
Askey	02-03	16	895	49	0	401	3.28	.891	3-8-4
Askey	03-04	21	1,272	48	1	545	2.26	.919	10-8-3
Askey	04-05	20	1,118	46	1	513	2.47	.918	10-6-2
Totals		120	7,004	300	6	2,925	2.57	.907	54-45-16
Aubry	70-71	51	2,787	149	2	--	3.20	--	18-22-7
Aubry	71-72	37	1,815	137	0	--	4.53	--	9-18-3
Totals		88	4,602	286	2	--	3.73	--	27-40-10
Babiuk	59-60	1	60	2	0	--	2.00	--	1-0-0
Babiuk	62-63	4	--	--	--	--	--	--	0-2-1
Babiuk	63-64	8	480	34	0	--	4.25	--	3-5-0
Totals		13	540	36	0	--	4.00	--	4-7-1
Bales	97-98	39	2,229	127	0	1,060	3.42	.890	13-19-5
Barrasso	84-85	5	267	6	1	88	1.34	.936	3-1-1
Bauman	67-68	3	140	10	0	--	4.29	--	1-1-0
Beckford-Tseu	08-09	22	1,112	73	0	478	3.94	.868	3-14-1
Beckford-Tseu	09-10	6	296	23	0	152	4.66	.869	0-4-0
Totals		28	1,408	96	0	630	4.09	.868	3-18-1
Bedard	79-80	6	340	20	0	--	3.53	--	2-4-0
Berkhoel	06-07	6	316	17	0	169	3.22	.899	2-3-0
Bernard	92-93	1	20	1	0	15	3.00	.938	0-0-0
Bernhardt	81-82	29	1,588	95	0	--	3.59	--	15-10-2
Biron	97-98	41	2,307	113	5	1,107	2.94	.910	14-18-6
Biron	98-99	52	3,130	108	6	1,424	2.07	.930	36-13-3
Biron	99-00	6	344	12	1	146	2.09	.924	6-0-0
Biron	00-01	4	239	4	1	84	1.00	.955	3-1-0
Totals		103	6,020	237	13	2,761	2.36	.921	59-32-9
Blue	95-96	14	672	41	0	295	3.66	.878	4-6-1
Boisvert	56-57	1	60	1	0	--	1.00	--	1-0-0
Bradley	91-92	6	248	13	1	85	3.14	.867	2-2-1
Broderick	74-75	3	180	15	0	--	5.00	--	1-2-0
Broderick	75-76	42	2,542	136	2	--	3.21	--	22-13-7
Totals		45	2,722	151	2	--	3.33	--	23-15-7



# ALL-TIME GOALTENDER CAREER STATS

## History

### AMERKS ALL-TIME GOALTENDER CAREER STATS

GOALTENDER	YEAR	GP	MIN	GA	SO	SAVES	GAA	SV PCT	W-L-T
Brodeur	08-09	38	2,127	87	2	1,008	2.45	.921	18-13-4
Brooks	75-76	34	2,053	103	2	--	3.01	--	20-12-2
Carr	76-77	1	60	3	0	--	3.00	--	1-0-0
Carr	77-78	5	297	17	0	--	3.43	--	2-3-0
Carr	78-79	42	2,345	172	1	--	4.40	--	14-20-5
Totals		48	2,702	192	1	--	4.26	--	17-23-5
Chadwick	59-60	67	4,015	184	4	--	2.75	--	39-24-4
Chadwick	60-61	71	4,265	236	2	--	3.32	--	32-35-4
Totals		138	8,280	420	6	--	3.04	--	71-59-8
Cheevers	61-62	19	1,440	66	1	--	3.32	--	9-9-1
Cheevers	62-63	19	1,139	75	1	--	3.95	--	7-9-3
Cheevers	63-64	66	3,951	187	3	--	2.84	--	37-25-2
Cheevers	64-65	72	4,359	195	5	--	2.68	--	48-21-3
Totals		176	10,889	523	10	--	2.98	--	101-64-9
Cheverie	10-11	15	675	44	0	350	3.91	.888	2-7-1
<b>Christopoulos</b>	<b>20-21</b>	<b>5</b>	<b>169</b>	<b>17</b>	<b>0</b>	<b>75</b>	<b>6.03</b>	<b>.815</b>	<b>1-1-0</b>
Cloutier	80-81	61	3,481	210	1	--	3.62	--	27-27-6
Cloutier	81-82	23	1,822	64	0	--	2.81	--	14-7-2
Cloutier	82-83	13	633	42	0	--	3.98	--	7-3-1
Cloutier	83-84	51	2,843	172	1	--	3.63	--	26-22-1
Cloutier	84-85	14	804	36	0	363	2.68	.910	10-2-1
Cloutier	85-86	14	835	38	1	424	2.73	.918	10-2-2
Cloutier	88-89	11	527	41	0	222	4.67	.847	2-7-0
TOTALS		187	10,945	603	3	1,009	3.31	--	96-70-13
Cooley	72-73	24	1,275	78	0	--	3.67	--	9-8-3
Craig	84-85	29	1,430	88	0	644	3.69	.880	11-7-3
Craig	85-86	47	2,573	183	0	1,385	4.27	.883	16-21-5
Craig	86-87	23	1,191	82	0	524	4.13	.864	6-10-4
TOTALS		99	5,194	353	0	2,553	4.08	--	33-38-12
Curran	76-77	9	390	23	1	--	3.54	--	1-4-1
Daskalakis	87-88	8	382	22	0	183	3.46	.893	4-3-0
Daubenspeck	99-00	22	1,235	53	1	553	2.58	.913	7-10-4
Daubenspeck	00-01	1	60	6	0	20	6.00	.769	0-1-0
TOTALS		23	1,295	59	1	573	2.73	.907	7-11-4
Dennis	06-07	35	2,068	115	1	969	3.34	.894	18-17-0
Dennis	07-08	46	2,601	138	3	1,199	3.18	.897	17-26-2
TOTALS		81	4,669	253	4	2,168	3.25	.895	35-43-2
Derksen	93-94	6	235	14	0	115	3.57	.891	2-1-1



# ALL-TIME GOALTENDER CAREER STATS

## History

### AMERKS ALL-TIME GOALTENDER CAREER STATS

GOALTENDER	YEAR	GP	MIN	GA	SO	SAVES	GAA	SV PCT	W-L-T
Deschenes	96-97	38	1,898	90	2	863	2.85	.906	15-13-3
Draper	91-92	9	531	28	0	214	3.16	.884	4-3-2
Draper	92-93	5	273	22	0	140	4.83	.864	3-2-0
Draper	98-99	26	1,568	60	0	728	2.30	.924	14-9-3
TOTALS		40	2,372	110	0	1,082	2.78	.908	21-14-5
Dryden	61-62	1	60	2	0	--	3.00	--	0-0-1
Dyck	71-72	10	554	43	1	--	4.66	--	4-4-2
Eliot	88-89	23	969	59	0	397	3.65	.871	8-6-2
Fitzsimmons	97-98	1	6	0	0	4	0.00	1.000	0-0-0
Flaherty	72-73	2	27	4	0	--	9.00	--	0-0-0
Fleury	57-58	2	120	10	0	--	5.00	--	0-2-0
Ford	88-89	19	1,075	60	2	451	3.35	.883	12-4-1
Ford	89-90	19	1,076	69	0	441	3.85	.865	7-6-4
TOTALS		38	2,151	129	2	892	3.60	.873	19-10-5
Fuhr	93-94	5	310	10	0	143	1.94	.935	3-0-2
Fullerton	14-15	1	57	3	0	31	3.14	.912	0-1-0
Gamble	66-67	5	300	25	0	--	5.00	--	3-2-0
Gardner	70-71	4	240	13	0	--	3.25	--	0-1-3
Gravel	90-91	3	159	10	0	88	3.77	.898	1-2-0
Guggenberger	13-14	1	65	1	0	41	0.92	.976	0-0-1
Hackett	12-13	3	185	5	0	105	1.62	.955	3-0-0
Hackett	13-14	33	1,952	100	0	880	3.07	.898	13-17-2
Hackett	14-15	16	934	43	0	403	2.76	.904	8-5-3
TOTALS		52	3,071	148	0	1,468	2.89	.899	24-23-3
Hammond	19-20	33	1,923	81	4	795	2.53	.908	16-12-3
Hardy	69-70	11	494	35	0	--	4.25	--	1-4-2
Harrison	82-83	29	1,535	110	0	--	4.30	--	11-11-3
Hillebrandt	97-98	3	101	5	0	39	2.94	.890	2-0-0
Hodge	56-57	41	2,460	132	2	--	3.22	--	17-18-5
Hodge	58-59	4	240	12	0	--	3.00	--	2-2-0
TOTALS		45	2,700	144	2	--	3.20	--	19-20-5



# ALL-TIME GOALTENDER CAREER STATS

## History

### AMERKS ALL-TIME GOALTENDER CAREER STATS

GOALTENDER	YEAR	GP	MIN	GA	SO	SAVES	GAA	SV PCT	W-L-T
Horn	92-93	6	304	22	0	145	4.34	.868	3-1-1
Horn	93-94	25	1,394	81	0	559	3.49	.873	9-9-5
	TOTALS	31	1,698	103	0	704	3.63	.872	12-10-6
<b>Houser</b>	<b>20-21</b>	<b>4</b>	<b>232</b>	<b>9</b>	<b>0</b>	<b>110</b>	<b>2.33</b>	<b>.924</b>	<b>1-3-0</b>
Ireland	79-80	29	1,562	94	0	--	3.61	--	9-10-5
Johansson	16-17	7	421	20	0	166	2.85	.892	3-3-1
Johansson	17-18	7	355	23	0	143	3.89	.861	4-3-0
Johansson	18-19	5	266	10	0	126	2.26	.926	4-1-0
Johansson	19-20	22	1,212	46	2	538	2.28	.921	14-4-3
	TOTALS	41	2,255	99	2	973	2.63	.908	25-11-4
Kasdorf	16-17	3	177	17	0	82	5.75	.828	0-3-0
Kasdorf	17-18	1	20	1	0	9	3.00	.900	0-0-0
Totals	4	197	18	0	91	5.47	.835	0-3-0	
Ketterer	93-94	32	1,775	110	1	773	3.72	.875	9-15-5
Ketterer	94-95	47	2,564	154	1	1,193	3.60	.886	19-20-3
	TOTALS	79	4,339	264	2	1,966	3.65	.881	28-35-8
Knapp	12-13	7	413	23	0	191	3.34	.893	1-6-0
Knapp	13-14	3	178	12	0	85	4.04	.876	0-3-0
	TOTALS	10	591	35	0	276	3.55	.887	1-9-0
Knickle	81-82	31	1,756	108	1	--	3.69	--	10-12-5
Knickle	82-83	4	142	11	0	--	4.64	--	0-3-0
	TOTALS	35	1,898	119	1	--	3.76	--	10-15-5
Kolzig	92-93	48	2,738	168	0	1,253	3.68	.882	25-16-4
Kuntar	96-97	21	1,052	60	0	475	3.42	.888	6-9-3
Leggio	11-12	54	3,243	142	2	1,579	2.63	.917	28-24-2
Leggio	12-13	64	3,799	162	4	1,957	2.56	.924	38-24-9
	TOTALS	118	7,042	304	6	3,536	2.59	.921	66-48-11
Lehman	01-02	1	20	2	0	8	6.00	.800	0-0-0
Lehner	15-16	3	178	10	0	79	3.36	.888	1-2-0
Leighton	05-06	40	2,316	124	2	978	3.21	.887	15-22-1
<b>Lekkas</b>	<b>20-21</b>	<b>7</b>	<b>403</b>	<b>29</b>	<b>0</b>	<b>183</b>	<b>4.32</b>	<b>.863</b>	<b>1-5-1</b>
Lemay	75-76	1	20	1	0	--	3.00	--	0-0-0
Leslie	01-02	1	59	3	0	25	3.06	.893	0-1-0



# ALL-TIME GOALTENDER CAREER STATS

## History

### AMERKS ALL-TIME GOALTENDER CAREER STATS

GOALTENDER	YEAR	GP	MIN	GA	SO	SAVES	GAA	SV PCT	W-L-T
Lieuwen	12-13	4	204	9	1	102	2.65	.919	1-2-0
Lieuwen	13-14	32	1,796	70	2	830	2.34	.922	17-11-2
Lieuwen	14-15	16	820	45	0	340	3.29	.883	4-9-0
Lieuwen	15-16	28	1,589	77	2	765	2.91	.909	14-11-2
TOTALS		80	4,409	201	5	2,037	2.73	.910	36-33-4
Littman	89-90	14	681	37	0	270	3.26	.879	5-6-1
Littman	90-91	56	3,155	160	3	1,201	3.04	.882	33-13-5
Littman	91-92	60	3,498	172	3	1,557	2.95	.901	28-20-9
TOTALS		130	7,334	369	6	3,028	3.02	.891	66-39-15
Lorenz	99-00	4	168	15	0	82	5.36	.845	0-2-1
Luukkonen	18-19	1	60	2	0	32	2.00	.941	1-0-0
	19-20	10	610	32	0	221	3.15	.874	3-4-3
	20-21	14	817	49	0	389	3.90	.888	7-5-2
TOTALS		25	1,487	83	0	642	3.35	.886	11-9-5
Luce	90-91	3	184	6	1	91	1.96	.938	1-1-1
MacIntyre	11-12	23	1,375	73	1	652	3.19	.899	8-12-2
Makarov	13-14	10	601	22	0	280	2.20	.927	7-3-0
Makarov	14-15	39	2,209	107	3	1,014	2.91	.905	16-18-3
Makarov	15-16	22	1,210	57	1	619	2.82	.916	9-9-2
TOTALS		71	4,020	186	4	1,913	2.78	.911	32-30-5
Malarchuk	91-92	2	120	3	1	54	1.50	.947	2-0-0
Markstrom	10-11	37	2,174	108	1	1,051	2.98	.907	16-20-1
Marotta	14-15	1	20	2	0	9	6.00	.818	0-0-0
McNamara, B	83-84	5	171	15	0	--	5.26	--	1-1-0
McNamara, B	84-85	12	561	53	0	254	5.87	.827	3-7-0
McNamara, B	85-86	8	334	31	0	131	5.56	.809	0-5-0
TOTALS		25	1,066	99	0	385	5.57	--	4-13-0
McNamara, G	59-60	2	120	13	0	--	6.50	--	0-2-0
McNamara, G	60-61	1	60	5	0	--	5.00	--	0-1-0
McNamara, G	62-63	32	1,922	123	1	--	3.84	--	9-19-3
TOTALS		35	2,102	141	1	--	3.37	--	9-22-3
McNeil	57-58	68	4,077	229	5	--	3.37	--	29-33-6
McNeil	58-59	66	3,958	190	2	--	2.88	--	32-29-5
TOTALS		134	8,035	419	7	--	3.13	--	61-62-11
Menges	92-93	2	40	5	0	14	7.50	.737	0-0-0
Mezin	96-97	7	386	31	0	166	4.82	.843	3-3-1
Millar	69-70	11	577	52	0	--	5.41	--	0-6-3



# ALL-TIME GOALTENDER CAREER STATS

## History

### AMERKS ALL-TIME GOALTENDER CAREER STATS

GOALTENDER	YEAR	GP	MIN	GA	SO	SAVES	GAA	SV PCT	W-L-T
Miller	02-03	47	2,817	110	2	1,266	2.34	.920	23-18-5
Miller	03-04	60	3,579	132	5	1,628	2.21	.925	27-25-7
Miller	04-05	63	3,741	153	8	1,814	2.45	.922	41-17-4
Miller	05-06	2	120	5	0	40	2.50	.889	1-1-0
TOTALS		172	10,257	400	15	4,748	2.34	.922	92-61-16
Mior	09-10	7	416	21	0	206	3.03	.907	3-4-0
Muse	16-17	14	741	38	1	369	3.08	.907	3-8-0
Myre	82-83	43	2,543	156	0	--	3.68	--	28-8-5
Myre	83-84	33	1,803	104	3	--	3.46	--	19-9-1
TOTALS		76	4,346	260	3	--	3.59	--	47-17-6
Nagle	14-15	2	119	9	0	79	4.53	.886	0-2-0
Noronen	99-00	54	3,089	112	6	1,296	2.18	.920	33-13-4
Noronen	00-01	47	2,753	100	4	1,043	2.18	.913	26-15-5
Noronen	01-02	45	2,764	115	3	1,102	2.50	.906	16-17-12
Noronen	02-03	19	1,169	55	2	513	2.82	.903	5-9-5
Noronen	05-06	2	121	6	0	53	2.99	.898	0-2-0
TOTALS		167	9,896	388	15	4,007	2.35	.912	80-56-26
Osaer	05-06	1	60	3	0	33	3.02	.917	0-1-0
Paavola	80-81	25	1,361	98	0	--	4.32	--	3-15-2
Paavola	81-82	3	140	12	0	--	5.16	--	1-2-0
TOTALS		28	1,501	110	0	--	4.40	--	4-17-2
Parent	95-96	2	90	6	0	42	4.02	.875	0-1-0
Parker	79-80	2	80	10	0	--	7.50	--	0-1-0
Parro	77-78	46	2,696	164	0	--	3.65	--	25-16-3
Parro	78-79	36	2,047	130	2	--	3.81	--	12-15-6
TOTALS		82	4,743	294	2	--	3.72	--	37-31-9
Parson	93-94	3	176	12	0	61	4.10	.836	1-2-0
Pelletier	05-06	39	2,198	120	0	1,003	3.28	.893	21-15-1
Pelletier	06-07	4	244	10	0	120	2.46	.917	4-0-0
TOTALS		43	2,442	130	0	1,123	3.19	.887	25-15-1
Perno	96-97	2	38	1	0	7	1.60	.875	0-0-0
Perreault	56-57	24	1,440	66	3	--	2.75	--	16-7-0
Perreault	62-63	10	600	27	0	--	2.70	--	4-4-2
Perreault	65-66	41	2,361	121	3	--	3.07	--	26-12-1
Perreault	66-67	54	3,149	158	4	--	3.01	--	28-19-5
Perreault	67-68	57	3,101	149	6	--	2.88	--	29-16-7
Perreault	68-69	19	913	63	0	--	4.14	--	5-9-2
TOTALS		205	11,564	584	16	--	3.03	--	108-67-17



# ALL-TIME GOALTENDER CAREER STATS

## History

### AMERKS ALL-TIME GOALTENDER CAREER STATS

GOALTENDER	YEAR	GP	MIN	GA	SO	SAVES	GAA	SV PCT	W-L-T
Peters	14-15	7	397	27	0	210	4.07	.886	1-6-0
Petizian	09-10	1	60	4	0	26	4.02	.867	0-1-0
Petizian	10-11	1	40	1	0	12	1.51	.923	0-0-1
TOTALS		2	100	5	0	38	3.00	.884	0-1-1
Pettie	76-77	43	2,464	131	2	--	3.19	--	25-15-1
Pettie	77-78	32	1,899	107	2	--	3.38	--	16-12-4
Pettie	78-79	9	453	39	0	--	5.17	--	0-7-1
TOTALS		84	4,816	277	4	--	3.45	--	41-34-6
Plante	07-08	25	1,451	86	0	665	3.56	.885	6-16-1
Plante	08-09	19	904	49	0	452	3.25	.902	5-10-1
Plante	09-10	27	1,487	66	3	701	2.66	.914	12-12-1
Plante	10-11	35	1,942	101	1	1,003	3.12	.909	13-17-2
TOTALS		106	5,784	302	4	2,821	3.13	.903	36-55-5
Puppa	85-86	20	1,092	79	0	540	4.34	.872	8-11-0
Puppa	86-87	57	3,129	146	1	1,319	2.80	.900	33-14-6
Puppa	87-88	26	1,415	65	2	624	2.76	.906	14-8-2
Puppa	91-92	2	119	9	0	44	4.54	.830	0-2-0
TOTALS		105	5,755	299	3	2,527	3.12	.894	55-35-8
Pye	91-92	8	331	15	0	125	2.72	.893	1-4-0
Pye	92-93	26	1,426	107	0	686	4.50	.865	9-14-2
Pye	93-94	19	980	70	0	462	4.29	.868	7-7-2
TOTALS		53	2,737	192	0	1,273	4.21	.869	17-25-4
Raymond	94-95	29	1,593	92	0	751	3.47	.891	13-10-4
Reece	74-75	42	2,486	121	1	--	2.92	--	19-16-7
Reece	76-77	32	1,887	111	1	--	3.53	--	15-14-3
TOTALS		74	4,373	232	2	--	3.18	--	34-30-10
Rein	88-89	15	676	39	2	289	3.46	.881	5-6-2
Richards	87-88	7	270	18	0	106	4.00	.855	1-1-2
Salak	09-10	48	2,557	123	1	1,245	2.89	.910	29-14-0
Shantz	06-07	2	120	9	0	66	4.50	.880	1-1-0
Shantz	07-08	14	780	53	0	334	4.13	.863	1-10-1
Shantz	08-09	12	690	30	1	359	2.61	.923	3-6-2
TOTALS		28	1,590	92	1	759	3.48	.892	5-17-3
Shields	94-95	13	674	53	0	258	4.72	.830	3-8-0
Shields	95-96	43	2,356	140	1	1,148	3.56	.891	20-17-2
Shields	96-97	23	1,331	60	1	634	2.70	.914	14-6-2
Shields	97-98	1	59	3	0	23	3.05	.809	0-1-0
TOTALS		80	4,420	256	2	2,063	3.47	.890	37-32-4



# ALL-TIME GOALTENDER CAREER STATS

## History

### AMERKS ALL-TIME GOALTENDER CAREER STATS

GOALTENDER	YEAR	GP	MIN	GA	SO	SAVES	GAA	SV PCT	W-L-T
Simmons	61-62	51	3,063	166	0	--	3.30	--	24-22-4
Simmons	62-63	9	540	27	1	--	3.00	--	4-5-0
	TOTALS	60	3,603	193	1	--	3.21	--	28-27-4
Skudra	00-01	2	120	5	0	53	2.50	.914	2-0-0
Smith, Al	68-69	34	1,979	114	2	--	3.45	--	14-14-5
Smith, Gary	64-65	1	2	0	0	--	0.00	--	0-0-0
Smith, Gary	65-66	37	2,038	97	2	--	2.86	--	20-9-4
Smith, Gary	66-67	17	871	38	1	--	2.61	--	7-4-4
	TOTALS	55	2,911	135	3	--	2.78	--	27-13-8
Sneddon	73-74	31	1,810	114	1	--	3.78	--	15-9-6
Sneddon	74-75	34	1,930	101	0	--	3.14	--	22-7-2
	TOTALS	65	3,740	215	1	--	3.45	--	37-16-8
Soderstrom	96-97	2	120	8	0	49	4.00	.860	2-0-0
Stauber	95-96	16	833	49	0	421	3.53	.896	6-7-1
Tanner	95-96	10	579	38	0	253	3.94	.869	3-6-1
<b>Tokarski</b>	<b>20-21</b>	<b>2</b>	<b>120</b>	<b>5</b>	<b>0</b>	<b>68</b>	<b>2.51</b>	<b>.932</b>	<b>1-1-0</b>
Trefilov	95-96	5	299	13	0	125	2.61	.906	4-1-0
Trefilov	97-98	3	138	6	0	73	2.59	.910	1-0-1
	TOTALS	8	437	19	0	198	2.60	.910	5-1-1
Tremblay	84-85	33	1,816	115	0	755	3.80	.868	13-10-8
Ullmark	15-16	28	1,582	90	0	831	3.41	.902	10-16-0
Ullmark	16-17	55	3,202	153	1	1,525	2.87	.909	26-27-2
Ullmark	17-18	44	2,579	105	2	1,242	2.44	.922	21-12-10
	TOTALS	127	7,363	348	3	3,598	2.84	.912	57-55-12
Wakaluk	86-87	11	546	26	0	262	2.86	.910	2-2-3
Wakaluk	87-88	55	2,763	159	0	1,178	3.45	.881	27-15-3
Wakaluk	88-89	33	1,566	97	1	645	3.72	.869	11-14-0
Wakaluk	89-90	56	3,095	173	2	1,307	3.35	.883	31-16-4
Wakaluk	90-91	26	1,362	68	4	615	2.99	.900	10-10-3
	TOTALS	181	9,332	523	7	4,007	3.36	.884	81-57-13
Walsh	79-80	50	2,889	196	0	--	4.07	--	17-27-5
Wamsley	59-60	2	120	7	0	--	3.50	--	0-1-1
Wedgewood	18-19	48	2,712	121	5	1,195	2.68	.908	28-14-2
Wetzel	67-68	10	495	28	1	--	3.39	--	4-2-2
Whidden	69-70	59	3,248	221	0	--	4.08	--	17-28-11



# ALL-TIME GOALTENDER CAREER STATS

## History

### AMERKS ALL-TIME GOALTENDER CAREER STATS

GOALTENDER	YEAR	GP	MIN	GA	SO	SAVES	GAA	SV PCT	W-L-T
Wilcox	17-18	29	1,655	77	0	719	2.79	.903	12-7-7
	18-19	28	1,531	72	0	618	2.82	.896	13-8-5
	TOTALS	57	3,186	149	0	1,337	2.81	.900	25-15-12
Wood	68-69	18	1,012	64	0	--	3.79	--	5-10-1
Zimmerman	67-68	13	584	40	1	--	4.19	--	4-6-0
Zimmerman	68-69	11	533	48	0	--	5.40	--	1-5-3
Zimmerman	70-71	25	1,288	81	0	--	3.77	--	7-13-1
Zimmerman	71-72	42	2,177	127	1	--	3.50	--	15-16-5
Zimmerman	72-73	58	3,254	192	2	--	3.54	--	24-23-9
Zimmerman	73-74	46	2,752	133	1	--	2.90	--	27-12-7
	TOTALS	195	10,588	621	5	--	3.52	--	78-75-25

\*Gerry Cheevers' minutes played in 1961-62 may include five games played with Pittsburgh.

Bold blue indicates played for Amerks last season.



# AMERKS AHL ALL-TIME LEADERS

## History

### GAMES PLAYED

PLAYER	RECORD
1. Willie Marshall	1,205
2. Fred Glover	1,201
3. Bryan Helmer	1,117
4. Harry Pidhirny	1,071
5. Mike Nykoluk	1,069
6. Jody Gage	1,038
7. Rob Murray	1,018
8. Bill Needham	981
9. Ken Gernander	973
10. Jim Bartlett	955

### GOALS

PLAYER	RECORD
1. Willie Marshall	523
2. Fred Glover	520
3. Jody Gage	504
4. Dick Gamble	468
5. Jimmy Anderson	426
6. Harry Pidhirny	376
7. Alexandre Giroux	368
8. Mitch Lamoureux	364
9. Jim Bartlett	360
10. Tim Tookey	353

### ASSISTS

PLAYER	RECORD
1. Willie Marshall	852
2. Fred Glover	814
3. Mike Nykoluk	686
4. Tim Tookey	621
5. Keith Aucoin	581
6. Art Stratton	555
7. Jody Gage	544
8. Peter White	533
9. Bill Sweeney	510
10. Darren Haydar	496

### POINTS

PLAYER	RECORD
1. Willie Marshall	1,375
2. Fred Glover	1,334
3. Jody Gage	1,048
4. Tim Tookey	974
5. Dick Gamble	892
6. Mike Nykoluk	881
7. Keith Aucoin	857
8. Harry Pidhirny	829
9. Jimmy Anderson	821
10. Mitch Lamoureux	816

### PENALTY MINUTES

PLAYER	RECORD
1. Dennis Bonvie	4,290
2. Rob Murray	2,940
3. Peter Vandermeer	2,772
4. Francis Lessard	2,682
5. Shawn Thornton	2,478
6. Fred Glover	2,402
7. Brent Thompson	2,084
8. Serge Roberge	1,974
9. Greg Smyth	1,970
10. Rocky Thompson	1,919

### WINS

PLAYER	RECORD
1. Johnny Bower	359
2. Marcel Paille	349
3. Gil Mayer	*346
4. Harvey Bennett	260
5. Frederic Cassivi	232
6. Bob Perreault	*229
7. Gord Henry	226x
8. Red Almas	218
9. Nick Damore	211
10. Neil Little	203

Bold and blue indicates former Amerk players

\* Does not include totals from 1958-59 (Hershey)



# AMERKS HALL OF FAME

## History

### AMERKS HALL OF FAME

#### CLASS OF 1986

AL ARBOUR Defenseman, 1962-67

NORMAN "RED" ARMSTRONG Right Wing, 1962-71

JOE CROZIER Coach, 1963-68; 1983-84  
General Manager, 1964-68

DICK GAMBLE Left Wing, 1961-70  
General Manager, 1968-71

BRONCO HORVATH Center, 1956-57; 1962-69

BOBBY PERREAULT Goaltender, 1956-57;  
1962-63; 1965-66

DARRYL SLY Defenseman, 1960-68; 1970-71;  
1972-1974

HANS TANNER Reporter/Historian, 1956-77

#### CLASS OF 1987

GERRY CHEEVERS Goaltender, 1961-65

DON CHERRY Player, 1963-69; 1971-72  
Coach, 1972-74  
General Manager, 1972-74

GERRY EHMAN Right Wing, 1960-67

#### CLASS OF 1988

ROBERT W. CLARKE Franchise Organizer

JOHN DEN HAMER Director of Operations, 1972-79

LES DUFF Left Wing, 1963-70

STAN SMRKE Left Wing, 1957-58; 1959-67

#### CLASS OF 1989

GORDIE CLARK Right Wing, 1974-78

DOUG GIBSON Center, 1974-77

#### CLASS OF 1990

BARRY MERRELL Center, 1972-77

#### CLASS OF 1991

DUANE RUPP Defenseman, 1963-67; 1975-77  
Coach, 1976-79

GEORGE BERGANTZ General Manager, 1979-88

### AMERKS HALL OF FAME

#### CLASS OF 1992

RON GARWASIUK Left Wing, 1974-80

#### CLASS OF 1993

GEORDIE ROBERTSON Center, 1979-85; 1988-89

STEVE KRAFTCHECK Defenseman, 1958-62  
Coach, 1958-61

AL DEETH Press Box Statistician, 1960-72  
Official Scorer, 1972-83

#### CLASS OF 1994

MIKE KEENAN Coach, 1980-83

#### CLASS OF 1996

JIM PAPPIN Right Wing, 1960-68

BILL GIVENS Broadcaster, 1964-72

#### CLASS OF 1998

JIM HOFFORD Defenseman, 1984-90

SAM TOTH Contributor

#### CLASS OF 1999

JODY GAGE Right Wing, 1985-96  
General Manager, 1996-2009

#### CLASS OF 2000

JACQUES CLOUTIER Goaltender, 1980-86; 1988-89

MAL DAVIS Right Wing, 1981-86

JOHN VAN BOXMEER Coach, 1984-90; 1992-95

#### CLASS OF 2001

JIM JACKSON Right Wing, 1985-1990

CHARLIE MASON Zamboni Driver/Building Employee,  
1955-2003

#### CLASS OF 2002

BOB MONGRAIN Center, 1979-84

#### CLASS OF 2003

DAN FRAWLEY Right Wing, 1990-93; 1995-98

ED HOUSE Contributor

#### CLASS OF 2004

DAVE FENYVES Defenseman, 1980-85; 1986-87



# AMERKS HALL OF FAME

## History

### AMERKS HALL OF FAME

#### CLASS OF 2005

**DON McSWEEN** Defenseman, 1987-92

#### CLASS OF 2006

**SCOTT METCALFE** Center, 1987-91; 1993-98

#### CLASS OF 2007

**JOHN BEDNARSKI** Defenseman, 1972-73; 1980-81  
Color Commentator, 1985-2005  
& Humanitarian

#### CLASS OF 2008

**GATES ORLANDO** Center, 1983-88

**CRAIG CHARRON** Center, 1995-1998; 2000-02

#### CLASS OF 2009

**LARRY HILLMAN** Defenseman, 1961-62; 1963-68

#### CLASS OF 2010

**RANDY CUNNEYWORTH** Left Wing, 1980-85; 1998-00  
Head Coach, 2000-08, 2015-16

**JIM WIEMER** Defenseman, 1981-85; 1994-95

**KENT WEISBECK** Athletic Trainer, 1985-Present

#### CLASS OF 2011

**DOUG HOUDA** Defenseman, 1995-96, 1999-03  
Assistant Coach, 2003-06

**DON STEVENS** Broadcaster, 1986-Present

#### CLASS OF 2012

**RICK PAGNUTTI** Defenseman, 1972-76

**DARCY WAKALUK** Goaltender, 1986-91

#### CLASS OF 2013

**DANE JACKSON** Right Wing, 1995-99, 1999-01

**RICH FUNKE** Television Sports/News Anchor, 1971-2012

#### CLASS OF 2014

**MIKE HURLBUT** Defenseman, 1997-98, 2001-02

#### CLASS OF 2015

**CHRIS TAYLOR** Center, 1999-06, 2009-11  
Head Coach, 2017-20

### AMERKS HALL OF FAME

#### CLASS OF 2016

**Richie Dunn** Defenseman, 1985-90

**Daren Puppa** Goaltender, 1985-88, 1991

**Amerks Booster Club** 1966 - Present

#### CLASS OF 2017

**Kevin Oklobzija** Team Reporter, 1985-2016

**Scott Nichol** Center, 1994-00

#### CLASS OF 2018

**Martin Biron** Goaltender, 1997-01

#### CLASS OF 2019

**Doug Janik** Defenseman, 2001-06

**Steve Langdon** Right Wing, 1974-79

#### CLASS OF 2020

**Domenic Pittis** Center, 1998-2000; 2003-04

#### CLASS OF 2021

No inductees due to COVID-19 pandemic

### RETIRED JERSEYS

#### #6 Norman "Red" Armstrong

Number Retired: December 20, 1974  
Banner Raised: October 11, 1985

#### #9 Dick Gamble

March 19, 1999

#### #9 Jody Gage

March 19, 1999



# AMERKS ALUMNI 1956-2021

## History

### A

PLAYER	YEARS
ADAM, Luke	11-12, 12-13, 13-14, 14-15
ADDUONO, Jeremy	99-00, 00-01, 01-02
ADDUONO, Rick	75-76, 76-77, 77-78
AFINOGENOV, Maxim	99-00
AIKINS, Justin	07-08
AKESON, Jason	15-16
ALDCORN, Gary	56-57, 57-58, 58-59
ALDOUS, Chris	99-00
ALDRED, Jim	83-84, 84-85, 85-86
ALI, Akim	14-15
ALLEN, Conor	17-18
AMBROZIAK, Peter	91-92, 92-93, 93-94, 94-95
AMODEO, Mike	75-76
ANDERSON, Brad	77-78
ANDERSON, Craig	2006-07
ANDERSON, Earl	76-77, 77-78
ANDERSON, Mike	85-86
ANDERSON, Murray	70-71
ANDERSON, Shawn	86-87, 87-88, 88-89, 89-90
ANDERSSON, Mikael	85-86, 86-87, 87-88, 88-89
ANGOTTI, Lou	62-63, 63-64
ANNABLE, John	56-57
AQUIN, Pascal	18-19, 19-20
ARBOUR, Al	62-63, 63-64, 64-65, 65-66, 66-67
ARMIA, Joel	13-14, 14-15
ARMSTRONG, Bob	62-63
ARMSTRONG, Norm	62-63, 63-64, 64-65, 65-66, 66-67, 67-68, 68-69, 69-70, 70-71, 72-73
ARMY, Bill	80-81
ASKEY, Tom	00-01, 01-02, 02-03, 03-04, 04-05
ASMUNDSON, Freeman	64-65
ASPLUND, Rasmus	18-19, 19-20, 20-21
ASTLEY, Mark	94-95
ASTON, Peter	07-08, 08-09, 09-10
ATTWELL, Ron	57-58
ATWAL, Arvin	17-18, 18-19
AUBRY, Pierre	80-81
AUBRY, Serge	70-71, 71-72
AUDETTE, Donald	89-90, 90-91, 92-93
AUGE, Les	75-76
AUSTIN, Brady	14-15, 15-16, 16-17
AVIANI, Mike	16-17

### B

PLAYER	YEARS
BABIUK, Ed	59-60, 62-63, 63-64
BACKSTROM, Ralph	57-58
BAGNALL, Drew	13-14, 14-15
BAIER, Paul	07-08, 10-11
BAILEN, Nick	12-13
BAILEY, Justin	15-16, 16-17, 17-18, 18-19
BAILEY, Kyle	11-12

### B

PLAYER	YEARS
BAKER, Kevin	08-09
BALES, Mike	97-98
BALFOUR, Earl	56-57, 57-58
BALFOUR, Murray	58-59
BANIKA, Cory	93-94
BAPTISTE, Nick	15-16, 16-17, 17-18
BARLOW, Bob	67-68
BARNABY, Matthew	93-94, 94-95
BARRASSO, Tom	84-85
BARRETT, Paul	78-79
BARRIE, Mike	94-95
BARTOVIC, Milan	00-01, 01-02, 02-03, 03-04, 04-05
BASEGGIO, Dave	89-90, 90-91, 91-92
BATTAGLIA, Bates	10-11
BAUMAN, Gary	67-68
BAUN, Bob	56-57
BAVIS, Mike	93-94, 94-95
BAYLIS, Ted	65-66
BEATON, Kevin	85-86
BEATTIE, Jason	12-13
BEAUDOIN, Mathieu	07-08
BEAVERSON, Luke	07-08, 08-09, 09-10
BECKFORD-TSEU, Chris	08-09, 09-10
BEDARD, Jim	79-80
BEDNAR, Jared	97-98
BEDNARSKI, John	72-73, 80-81
BENAZIC, Cal	94-95
BENDICKSON, Aaron	10-11
BENNETT, Bill	77-78, 78-79
BENNETT, Mac	16-17
BENNETT, Ryan	04-05
BERKHOEL, Adam	06-07
BERNARD, Mark	92-93
BERNHARDT, Tim	81-82
BEST, Bill	74-75
BEVERIDGE, Craig	69-70, 70-71
BIEGA, Alex	11-12, 12-13
BIENVENUE, Daniel	97-98
BIGGS, Don	90-91
BILOTTO, NIC	02-03
BIRO, Brandon	20-21
BIRON, Martin	97-98, 98-99, 99-00, 00-01
BISHOP, Hunter	12-13
BAIER, Eric	16-17
BLACK, James	93-94
BLACKBURN, Bob	71-72
BLACKBURN, Don	66-67, 70-71
BLACKWATER, Judd	08-09
BLACKWELL, Colin	17-18
BLAD, Brian	93-94
BLOCK, Ken	67-68, 68-69, 69-70, 70-71, 71-72
BLOOD, Bob	78-79



# AMERKS ALUMNI 1956-2021

## History

## B

## PLAYER

## YEARS

BLUE, John	95-96
BLUJUS, Dylan	20-21
BODAK, Bob	83-84
BODDY, Greg	71-72
BODIE, Mat	16-17
BOH, Aaron	95-96
BOIKOV, Alexandre	98-99
BOISVERT, Gil	56-57
BOLAND, Mike	79-80, 80-81
BOLIBRUCK, Kevin	00-01, 02-03
BOLTON, Hugh	57-58
BONAR, Graeme	88-89
BONIN, Marcel	58-59
BONIS, Kyle	16-17
BONNEAU, Jimmy	09-10
BOOMHOWER, Shaw	19-20
BOOTH, David	06-07
BOOTH, Derek	93-94
BORDSON, Rob	11-12
BORGEN, Will	17-18, 18-19, 19-20
BOSTON, Scott	94-95
BOTTERILL, Jason	02-03, 03-04, 04-05
BOULTON, Eric	99-00
BOUCHARD, Dick	58-59
BOUCHER, Philippe	92-93, 93-94, 94-95
BOWLES, Brian	73-74
BOWMAN, Collin	15-16
BOYCE, Ian	90-91, 91-92
BOYCHUK, Riley	11-12
BOYER, Wally	60-61, 61-62, 63-64, 64-65, 65-66
BUCKLEY, Tom	99-00
BRADLEY, John	91-92
BRADY, Ian	16-17
BRASSARD, Gaston	62-63
BRASSARD, Gus	63-64
BREDIN, Gary	71-72, 73-74
BREEN, Mike	79-80, 80-81
BRENNAN, T.J.	11-12, 12-13
BRENNEMAN, John	66-67
BREWER, Carl	58-59
BRIGHT, Chris	93-94
BRINDLEY, Doug	71-72
BRINDLEY, Ryan	00-01, 01-02
BRINE, David	06-07, 07-08, 08-09, 09-10
BRODERICK, Ken	74-75, 75-76
BRODEUR, Mike	08-09
BROOKS, Ross	75-76
BROWN, Arnie	61-62, 62-63, 63-64
BROWN, Cam	92-93
BROWN, Curtis	95-96, 96-97
BROWN, Greg	90-91, 91-92, 92-93
BROWNSCHIDLE, Jack	86-87

## B

## PLAYER

## YEARS

BRUBAKER, Jeff	78-79
BRUNEL, Craig	00-01
BRYDGES, Paul	86-87, 87-88, 88-89
BRYSON, Jacob	19-20, 20-21
BURCHELL, Skippy	57-58
BURNS, Gary	78-79, 84-85
BURRIDGE, Randy	97-98
BURROWES, Guy	72-73
BUSENBURG, Marc	00-01, 01-02
BUTLER, Doug	78-79
BUTLER, Ross	73-74
BURGDOERFER, Erik	16-17
BURT, Cameron	14-15
BURTON, Jarrett	19-20
BURTON, Jim	86-87
BYERS, Mike	67-68, 76-77
BYLSMA, Dan	92-93

## C

## PLAYER

## YEARS

CAINES, Doug	80-81
CALDER, Adam	99-00, 01-02
CALLA, Brady	07-08, 08-09, 09-10, 10-11
CALLAHAN, Joe	10-11
CAMPBELL, Brian	98-99, 99-00, 00-01, 01-02
CAMPBELL, Gregory	05-06
CAMPBELL, Scott	94-95
CAMPBELL, Scott	11-12
CANTU, Kris	97-98
CAPELLO, Jeff	87-88, 88-89
CAPSON, Greg	93-94
CARD, Mike	06-07, 07-08
CARLETON, Wayne	66-67, 68-69
CARLSON, Ross	08-09
CARNEY, Keith	91-92, 92-93
CARR, Gary	76-77, 77-78, 78-79
CARRIER, William	14-15, 15-16, 16-17
CARTER, Billy	56-57, 57-58, 58-59
CARTER, Ron	80-81, 81-82
CARUSO, Mike	08-09, 09-10, 10-11
CASSIDY, Tom	78-79
CASSELMAN, Mike	97-98
CATENACCI, Dan	12-13, 13-14, 14-15, 15-16, 16-17
CERNICH, Kord	92-93
CHADWICK, Ed	59-60, 60-61
CHAMPAGNE, Andre	63-64, 65-66, 67-68, 68-69, 69-70
CHAPMAN, BRIAN	03-04
CHAPMAN, Josh	15-16
CHARRON, Craig	95-96, 96-97, 97-98, 00-01, 01-02
CHEEVERS, Gerry	61-62, 62-63, 63-64, 64-65
CHERRY, Don	63-64, 64-65, 65-66, 66-67, 67-68, 68-69, 71-72



# AMERKS ALUMNI 1956-2021

## History

## C

## PLAYER

## YEARS

CHEVERIE, Marc	10-11
CHIASSON, Dominic	01-02
CHIPCHASE, Jack	63-64, 67-68, 68-69, 69-70
CHIPPERFIELD, Ron	80-81
CHRISTOPOULOS, Billy	20-21
CIAVAGLIA, Peter	91-92, 92-93
CIERNY, Jozef	92-93
CIESLA, Hank	59-60, 60-61
CIPOLLA, Jason	99-00, 00-01
CIRONE, Jason	95-96
CLACKSON, Chris	10-11, 11-12
CLAIRMONT, Wayne	69-70
CLANCY, Terry	63-64, 64-65, 66-67
CLAPTON, Marty	01-02
CLARK, Gordie	74-75, 75-76, 76-77, 77-78
CLARK, Neil	65-66
CLARK, Neil	08-09
CLOUTIER, Jacques	80-81, 81-82, 82-83, 83-84, 84-85, 85-86, 88-89
CLOUTIER, Real	84-85
COLLEY, Kevin	01-02
COLLINS, Gary	56-57, 57-58
COLLINS, Dan	07-08, 08-09, 09-10
COMRIE, Adam	10-11
CONACHER, Brian	61-62, 65-66, 67-68
CONACHER, Cory	10-11
CONN, Rob	95-96
CONROY, Al	86-87
COOK, Bob	67-68, 68-69, 69-70, 70-71
COOLEY, Gaye	72-73
COOPER, David	93-94, 94-95, 95-96
COPELAND, Todd	94-95
CORBETT, Mike	63-64
CORKUM, Bob	89-90, 90-91, 91-92
CORNEL, Eric	14-15, 15-16, 16-17, 17-18, 18-19, 19-20
CORRIGAN, Mike	65-66, 66-67
COTE, Alain	80-81
COTE, Roger	59-60, 60-61, 61-62
COUGHLIN, Kevin	78-79
COWELL, Jim	80-81
CRAIG, Bob	72-73
CRAIG, Mike	84-85, 85-86, 86-87
CRAWFORD, Louis	82-83, 83-84, 84-85
CRAWFORD, Nick	11-12, 12-13, 13-14
CREIGHTON, Adam	84-85, 85-86
CREIGHTON, Dave	58-59, 59-60, 60-61
CREMA, Troy	16-17
CRESSMAN, Glen	56-67
CRISCUOLO, Kyle	17-18, 18-19
CRONIN, Tom	85-86
CROWLEY, Paul	79-80, 80-81
CROZIER, Joe	59-60, 60-61

## C

## PLAYER

## YEARS

CULLEN, Barry	56-57
CULLEN, Brian	56-57
CULLEN, David	03-04, 04-05, 05-06
CULLEN, Mark	10-11
CULLIMORE, Jassen	07-08
CUNNEYWORTH, Randy	80-81, 81-82, 82-83, 83-84, 84-85, 98-99, 99-00
CUNNIFF, John	71-72
CURRAN, Brian	90-91, 91-92
CURRAN, Mike	76-77
CURRY, Floyd	58-59
CYR, Ray	57-58

## D

## PLAYER

## YEARS

DADONOV, Evgeny	09-10, 10-11
DALPE, Zac	14-15
D'AMIGO, Jerry	14-15, 15-16
DANFORTH, Justin	16-17, 17-18
DANIELS, Kimbi	96-97
DASKALAKIS, Cleon	87-88
DAUBENSPECK, Kirk	99-00, 00-01
DAVID, Richard	80-81
DAVIDSON, Brandon	20-21
DAVIDSON, Matt	97-98, 98-99, 99-00
DAVIS, Mal	81-82, 82-83, 83-84, 84-85, 85-86
DAWE, Jason	93-94, 94-95, 95-96, 03-04
DEA, Jean-Sebastien	19-20, 20-21
DeGRAY, Dale	89-90, 90-91
DeGRAY, John	09-10
DEL MONTE, Dion	99-00
DEL MONTE, Ryan	10-11
DELMORE, Andy	03-04
DENNIS, Adam	06-07, 07-08
DERKSEN, Duane	93-94
DESCHENES, Frederic	96-97
DeSIMONE, Nick	20-21
DESLAURIERS, Jacques	56-57
DESLAURIERS, Nick	13-14
DICKSON, John-Scott	09-10
DILLABOUGH, Bob	70-71
DINEEN, Bill	61-62
DiVITA, David	91-92, 92-93
DONALDSON, Mike	60-61, 61-62
DONNELLY, Mike	88-89, 89-90
DONOVAN, Matt	15-16
DOREY, Jim	67-68
DORMAN, Rick	78-79
DOUGHERTY, Jack	18-19
DOUGLAS, Kent	63-64, 66-67, 69-70
DRADER, Daryl	77-78, 78-79, 79-80, 80-81
DRAPER, Bruce	61-62, 62-63



# AMERKS ALUMNI 1956-2021

## History

### D

PLAYER	YEARS
DRAPER, Tom	91-92, 92-93, 98-99
DROLET, Rene	75-76, 76-77, 77-78
DRYDEN, Dave	61-62
DUBUC, Michael	10-11
DUCO, Michael	08-09, 09-10, 10-11
DUFF, Les	63-64, 64-65, 65-66, 66-67, 67-68, 68-69, 69-70
DUFFY, Matt	08-09, 09-10
DUFRESNE, Sylvain	04-05, 05-06
DUMONT, J.P.	99-00
DUNCAN, Bob	56-57
DUNN, Dave	70-71, 71-72
DUNN, Richie	85-86, 86-87, 87-88, 88-89, 89-90
DUNVILLE, Doug	65-66, 69-70, 70-71, 71-72
DUPONT, Ray	64-65
DUPUIS, Marc	98-99, 99-00
DUPUY, Jean	15-16, 16-17
DUTIAUME, Mark	96-97, 97-98, 98-99, 99-00
DUSSIAUME, Ron	73-74
DYCK, Ed	71-72
DYKSTRA, Steve	82-83, 83-84, 84-85, 86-87, 87-88

### E

PLAYER	YEARS
EATOUGH, Jeff	83-84
EDESTRAND, Darryl	65-66, 66-67, 76-77, 77-78
EDMUNDSON, Duke	60-61
EDWARDS, Maury	11-12
EHGOETZ, Barret	04-05, 10-11
EHMAN, Gerry	60-61, 61-62, 62-63, 63-64, 64-65, 65-66, 66-67
EIVOLA, Mauri	81-82
ELIE, Remi	18-19, 19-20, 20-21
ELIK, Bo	58-59
ELIOT, Darren	88-89
ELLERBY, Keaton	08-09, 09-10, 10-11
ELLETT, Bob	72-73, 73-74
ELLIS, Matt	12-13, 13-14, 14-15, 15-16
EMMERSON, Riley	08-09
ESTEPHAN, Giorgio	15-16
EVANS, Doug	94-95

### F

PLAYER	YEARS
FALK, Justin	16-17
FASCHING, Hudson	16-17, 17-18
FAST, T.J.	10-11
FAUBERT, Pierre-Luc	07-08
FAULKNER, Alex	60-61, 61-62
FAWCETT, Tyson	16-17
FEASBY, Scott	95-96, 96-97
FEDUN, Taylor	16-17, 17-18, 18-19

### F

PLAYER	YEARS
FEHR, Clint	81-82, 82-83, 83-84, 84-85
FENYVES, Dave	80-81, 81-82, 82-83, 83-84, 84-85, 86-87
FENTON, P.J.	10-11
FERGUSON, Doug	73-74
FERNER, Mark	85-86, 86-87, 87-88, 88-89
FIDLER, Joe	77-78
FIENHAGE, Corey	11-12, 12-13
FINLEY, Joe	11-12, 12-13
FISCHER, Ron	80-81, 81-82, 82-83, 83-84
FISHER, Craig	98-99, 99-00
FITCHNER, Bob	80-81
FITZGERALD, Casey	18-19, 19-20, 20-21
FITZPATRICK, Rory	01-02, 02-03, 04-05, 08-09, 09-10
FITZSIMMONS, Jason	97-98
FLAHERTY, Pat	72-73
FLEMING, Bob	91-92
FLEMMING, Reg	58-59, 59-60
FLETT, Bill	63-64
FLEURY, Jerry	57-58
FLICHEL, Todd	92-93, 93-94
FLORENTINO, Anthony	16-17
FLOYD, Larry	81-82
FLYNN, Brian	11-12, 12-13
FOCHT, Dan	05-06
FOGAL, Ron	72-73
FOGARTY, Steven	20-21
FOLIGNO, Marcus	11-12, 12-13
FORBES, Mike	77-78, 78-79
FORD, Brian	88-89, 89-90
FOSTER, Dwight	77-78, 78-79
FOX, Jordan	09-10
FOY, Chris	94-95
FRANCO, Dominic	20-21
FRASER, Jay	85-86, 86-87, 87-88
FRANCESCHETTI, Lou	91-92
FRAWLEY, Dan	90-91, 91-92, 92-93, 95-96, 96-97, 97-98
FUHR, Grant	93-94
FULLERTON, Travis	14-15
FUNK, Mike	06-07, 07-08

### G

PLAYER	YEARS
GAGE, Jody	85-86, 86-87, 87-88, 88-89, 89-90, 90-91, 91-92, 92-93, 93-94, 94-95, 95-96
GALLANT, Bernie	80-81, 82-83
GAMBLE, Bruce	66-67
GAMBLE, Dick	61-62, 62-63, 63-64, 64-65, 65-66, 66-67, 67-68, 68-69, 69-70
GARBOWSKY, Matt	14-15, 15-16
GARDNER, George	70-71



# AMERKS ALUMNI 1956-2021

## History

### G

#### PLAYER

#### YEARS

GARDNER, Paul	85-86
GARDINER, Pete	03-04
GARRISON, Jason	08-09, 09-10
GARWASIUK, Ron	74-75, 75-76, 76-77, 77-78, 78-79, 79-80
GASSEAU, James	86-87, 87-88
GATES, Jr., Brent	20-21
GAUSTAD, Paul	02-03, 03-04, 04-05
GAUTHIER, Jean	73-74
GEIGER, Paul	16-17
GELECH, Randall	08-09
GERMAIN, Eric	94-95
GIBSON, Doug	74-75, 75-76, 76-77
GILL, Sahir	17-18
GILLIES, Colton	13-14
GILLIS, Jere	82-83
GILMOUR, Dave	70-71
GILMOUR, John	19-20
GIONTA, Brian	17-18
GIRARD, Ken	57-58, 60-61
GIRGENSONS, Zemgus	12-13
GLASS, Tanner	06-07, 07-08, 08-09
GLENNIE, Brian	68-69
GLOBKE, Rob	05-06, 06-07, 07-08
GLOTOV, Vasily	17-18, 18-19
GODFREY, Warren	68-69
GOEBEL, Tommy	07-08
GOERS, Barry	17-18
GOFTON, John	68-69, 69-70
GOGOL, Brent	80-81
GONGALSKY, Igor	11-12
GOODFELLOW, Rich	83-84
GORDIQU, Viktor	92-93, 93-94, 94-95
GORDON, Ben	10-11
GORMAN, Dave	81-82
GOSSELIN, Kurt	18-19
GOULAKOS, Spiro	15-16
GOULD, John	79-80
GOULD, Tim	69-70
GOULET, Alexandre	16-17
GOULET, Claude	67-68
GOYER, Gerry	69-70
GRAGNANI, Marc-Andre	07-08
GRAHAM, Rod	72-73, 73-74, 74-75, 76-77, 77-78
GRAND-PIERRE, Jean-Luc	97-98, 98-99, 99-00
GRANT, Triston	10-11
GRATCHEV, Maxime	09-10
GRAVEL, Francois	90-91
GRAY, Terry	58-59
GRENVILLE, Chris	99-00
GRANT, Derek	16-17
GRETZKY, Keith	87-88, 88-89

### G

#### PLAYER

#### YEARS

GRIFFITH, Seth	17-18
GRIGORENKO, Mikhail	12-13, 13-14, 14-15
GRIMALDI, Joe	07-08
GRIMSHAW, Ryan	11-12, 13-14
GUAY, Francois	88-89, 89-90, 90-91
GUGGENBERGER, Mark	13-14
GUHLE, Brendan	15-16, 16-17, 17-18, 18-19
GUIDOTTI, Vince	93-94
GUPTILL, Alex	15-16

### H

#### PLAYER

#### YEARS

HACKETT, Matt	12-13, 13-14, 14-15
HAGEL, Kyle	08-09
HAJDU, Richard	84-85, 85-86, 86-87, 87-88
HALKIDIS, Bob	86-87, 87-88, 88-89, 89-90
HALL, Don	59-60
HALL, Murray	67-68, 71-72
HALLER, Kevin	90-91, 91-92
HALWARD, Doug	75-76, 76-77, 77-78
HALYK, Chris	79-80, 80-81, 81-82
HAMEL, Denis	97-98, 98-99, 99-00, 02-03
HAMEL, Gilles	80-81, 81-82
HAMILTON, Jeff	82-83, 84-85, 85-86
HAMMOND, Andrew	19-20
HAMPSON, Ted	59-60
HAMPTON, Rick	83-84
HANCOCK, Quinn	00-01
HANNIGAN, Gordie	56-57
HANNIGAN, Pat	57-58, 59-60, 60-61
HANSIS, Ron	80-81
HARBARUK, Nick	64-65
HARDER, Mike	97-98, 98-99
HARDY, Claude	69-70
HARGRAVES, Jim	70-71, 71-72
HARPER, Warren	83-84, 84-85, 85-86, 86-87
HARRINGTON, John	79-80
HARRIS, Duke	67-68, 70-71, 71-72
HARRIS, Billy	56-57, 64-65
HARRISON, Paul	82-83
HART, Jayden	14-15
HART, Rich	75-76, 76-77
HARTLIEB, Ernie	09-10
HARTMAN, Mike	87-88
HARVEY, Alain	78-79
HATOUM, Ed	71-72
HAWKINS, Brandon	20-21
HAWORTH, Alan	80-81, 81-82
HECL, Radoslav	02-03
HEDDEN, Mike	10-11
HELBLING, Timo	06-07
HENDRICKS, Matt	05-06



# AMERKS ALUMNI 1956-2021

## History

### H

PLAYER	YEARS
HENLEY, Brent	02-03
HENRY, Jordan	07-08, 08-09, 09-10, 16-17
HESS, Bob	80-81, 81-82
HEXTALL, Bryan	67-68
HICKE, Billy	58-59, 59-60
HICKEY, Brandon	18-19, 19-20
HICKS, Jamey	93-94
HILDENBRAND, Steve	04-05
HILLEBRANDT, Jon	97-98
HILLMAN, Larry	61-62, 63-64, 64-65, 65-66, 66-67, 67-68
HINDMARCH, Dave	80-81
HINKS, Rod	92-93
HODGE, Charlie	56-57, 58-59
HODGSON, Cody	12-13
HOEKSTRA, Cecil	57-58, 58-59, 59-60
HOFFORD, Jim	84-85, 85-86, 86-87, 87-88, 88-89, 89-90
HOGUE, Benoit	86-87, 87-88
HOHMANN, Cason	15-16
HOHOL, Milt	70-71
HOLLINGER, Terry	95-96
HOLLAND, Jason	97-98, 98-99, 99-00, 00-01
HOLMES, Mike	78-79
HOLZINGER, Brian	95-96
HOLLINGER, Terry	96-97
HOOVER, Tim	85-86
HORACHEK, Peter	80-81, 81-82, 82-83
HORN, Bill	92-93, 93-94
HORVATH, Bronco	56-57, 62-63, 63-64, 64-65, 65-66, 66-67, 67-68, 68-69, 69-70
HOSPODAR, Ed	88-89
HOTHAM, Scott	09-10
HOTHAM, Andrew	10-11
HOUDA, Doug	95-96, 99-00, 00-01, 01-02, 02-03
HOULDER, Bill	90-91, 91-92
HOUSER, Michael	20-21
HOWELL, Ron	60-61
HRECHKOSY, Dave	72-73
HUGHES, Pat	85-86
HUDDY, Charlie	96-97
HUDSON, Carl	09-10
HUMENIUK, Scott	95-96
HUNT, Jeff	72-73
HUNTER, Dylan	06-07, 07-08, 09-10
HUNWICK, Matt	18-19
HURLBUT, Mike	97-98, 98-99, 99-00, 00-01, 01-02
HURST, Ron	56-57, 57-58
HUTCHINGS, Alex	13-14
HUTCHINS, Jeff	03-04, 04-05
HYNES, Dave	74-75, 75-76
HYNNES, Chris	98-99

### I

PLAYER	YEARS
IAKOVENKO, Andrei	92-93
IGGULDEN, Mike	2004-05
IMLACH, Brent	65-66
IOB, Tony	91-92, 92-93
IRELAND, Randy	79-80
IRVING, Joel	00-01, 01-02
IRVING, Randy	85-86
IRWIN, Brayden	13-14, 14-15

### J

PLAYER	YEARS
JACINA, Greg	05-06, 06-07
JACKSON, Dane	95-96, 96-97, 97-98, 99-00, 00-01
JACKSON, Jim	85-86, 86-87, 87-88, 88-89, 89-90
JACOBS, Colin	12-13, 13-14, 14-15, 15-16
JACQUITH, Gary	74-75, 76-77
JAMES, Gerry	57-58
JAMES, Val	80-81, 81-82, 82-83, 83-84, 84-85
JANIK, Doug	01-02, 02-03, 03-04, 04-05, 05-06
JARRAM, David	07-08
JARRETT, Gary	60-61, 61-62, 62-63, 63-64
JELENIC, Lee	02-03
JEFFREY, Larry	65-66
JENKS, A.J.	10-11
JENNINGS, Grant	95-96
JESSIMAN, Hugh	10-11
JILLSON, Jeff	04-05, 05-06
JOHANSSON, Bjorn	77-78
JOHANSSON, Jonas	16-17, 17-18, 18-19, 19-20
JOHNER, Dustin	05-06, 06-07
JOHNS, Don	67-68
JOHNSON, Chaz	06-07, 07-08
JOHNSON, Danny	70-71
JOHNSON, Jamie	09-10
JOHNSON, Keith	78-79
JOHNSON, Norm	58-59
JONATHAN, Stan	75-76, 76-77
JONES, Jim	75-76, 76-77, 80-81
JONES, Ryan	20-21
JORDE, Ryan	02-03, 03-04, 04-05
JOUBERT, Jacques	96-97
JOYAL, Ed	65-66, 66-67
JUNKER, Steve	95-96
JUTILA, Timo	84-85

### K

PLAYER	YEARS
KAESE, Trent	87-88, 88-89
KALETA, Patrick	06-07, 07-08, 13-14, 15-16
KALININ, Dmitri	98-99, 99-00, 02-03



# AMERKS ALUMNI 1956-2021

## History

### K

PLAYER	YEARS
KARABACEK, Vaclav	16-17, 17-18
KARABIN, Ladislav	95-96
KARP, Herman	72-73
KASDORF, Jason	16-17, 17-18
KASSIAN, Zack	11-12
KASZYCKI, Mike	77-78
KEA, Justin	13-14, 14-15, 15-16, 16-17
KEATING, Mickey	56-57
KEENAN, Larry	61-62, 62-63
KELLER, Don	81-82, 82-83, 83-84
KELLY, Bob	72-73
KELLY, John Paul	80-81
KEMPTHORNE, Brad	80-81
KENNEDY, Tim	10-11, 16-17
KENNY, Shane	97-98, 98-99
KERR, Kevin	87-88, 88-89, 89-90
KESSEL, Blake	13-14
KETTERER, Markus	93-94, 94-95
KILE, Alex	16-17, 17-18
KILREA, Brian	68-69
KING, Colt	09-10
KING, Steven	97-98
KINNIE, Mike	04-05
KIRTON, Scott	99-00
KLIMENTIEV, Sergei	94-95, 95-96, 96-97, 97-98
KNACKSTEDT, Jordan	10-11
KNAPP, Connor	12-13, 13-14
KNAUFT, Lorne	94-95
KNELSON, Brad	78-79
KNIBBS, Billy	73-74, 74-75
KNICKLE, Rick	81-82, 82-83
KNODEL, Eric	17-18
KOISTINEN, Ville	09-10
KOLZIG, Olaf	92-93
KORAB, Jerry	83-84, 84-85
KOSTKA, Mike	07-08, 10-11
KOTALIK, Ales	01-02, 02-03
KOWAL, Joe	79-80
KOZAK, Les	61-62
KRAFTCHECK, Steve	58-59, 59-60, 60-61, 61-62
KRALL, Justin	97-98
KRAUSE, Adam	17-18
KREPS, Kamil	05-06, 06-07, 07-08
KREZANSKI, Reg	75-76
KRISTEK, Jaroslav	00-01, 01-02, 02-03
KROLL, Johann	07-08
KROLICKI, Ron	69-70
KRUPP, Uwe	86-87
KRYS, Mark	93-94, 94-95
KUDELKA, David	00-01
KUNTAR, Les	96-97
KUNTZ, Murray	73-74
KUZMINSKI, Alex	93-94

### L

PLAYER	YEARS
LAAKSONEN, Oskari	20-21
LABROSSE, Claude	58-59, 59-60, 64-65, 65-66, 68-69, 69-70
LACOMBE, Norm	83-84, 84-85, 85-86, 86-87
LAGACE, Jacob	11-12, 12-13
LAKOVIC, Sasha	00-01
LAPEVRE, Normand	79-80
LAFORGE, Claude	57-58
LALANDE, Hec	56-57
LALONDE, Bob	71-72
LALONDE, Christian	93-94
LAMBERT, Yvon	82-83, 83-84
LANDRY, Jon	09-10
LANE, Matthew	16-17
LANGDON, Steve	74-75, 75-76, 76-77, 77-78, 78-79
LANGVIN, Chris	81-82, 82-83, 83-84, 84-85
LANGLOIS, Al	56-57, 57-58
LARMAN, Drew	05-06, 06-07, 07-08, 08-09
LAROCQUE, Mario	01-02
LARSSON, Johan	12-13, 13-14, 14-15
LARWAY, Don	78-79
LAVIGNE, Eric	96-97, 97-98
LAWSON, Ed	62-63, 63-64
LAY, Michael	85-86
LAZAR, Curtis	19-20
LEACH, Jamie	95-96
LEDUC, Jerome	12-13, 13-14, 14-15, 15-16
LEDUC, Richard	80-81
LEDYARD, Grant	92-93
LEGAULT, Maxime	11-12, 12-13
LEGGIO, David	11-12, 12-13
LEHNER, Robin	15-16
LEHTONEN, Mikko	06-07
LEHUN, Jonathan	06-07
LEIER, Taylor	18-19, 19-20
LEIGHTON, Michael	05-06
LEIME, Heikki	81-82, 82-83, 84-85, 85-86
LEKKAS, Stefanos	20-21
LEMAY, Rick	75-76
LEMIEUX, Richard	71-72
LEONARD, Curtis	14-15
LEPKOWSKI, Alex	13-14
LESSARD, Rick	93-94
LEVER, Don	85-86, 86-87
LIEUWEN, Nathan	12-13, 13-14, 14-15, 15-16
LILLEY, John	96-97
LINGREN, Steve	03-04, 04-05
LITTMAN, Dave	89-90, 90-91, 91-92
LITZENBERGER, Ed	63-64, 64-65, 65-66
LOEWEN, Darcy	89-90, 90-91, 91-92
LOGAN, Bob	86-87, 87-88, 88-89



# AMERKS ALUMNI 1956-2021

## History

### L

#### PLAYER

#### YEARS

LOJEK, Martin	05-06, 06-07, 07-08
LONGARINI, John	58-59
LORD, Andrew	09-10
LORENZ, Danny	99-00
LoVECCHIO, Jeff	10-11
LUCE, Griffin	20-21
LUCE, Scott	90-91
LUCIANI, Anthony	10-11
LUCIUK, Andrew	99-00
LUDZIK, Steve	89-90, 90-91, 91-92
LUKIN, Jarret	08-09
LUUKKONEN, Ukko-Pekka	18-19, 19-20, 20-21
LUKSA, Chuck	81-82
LUND, Joe	56-57, 57-58
LUNDE, Len	67-68

### M

#### PLAYER

#### YEARS

MacARTHUR, Clarke	05-06, 06-07, 07-08
MacDONALD, Doug	92-93, 93-94, 94-95
MacDONALD, Dunc	61-62, 62-63, 63-64
MacDONALD, Franklin	06-07, 07-08, 08-09
MacDONALD, Lowell	65-66
MacGREGOR, Cam	80-81
MacINTYRE, Drew	11-12
MacINTYRE, Steve	09-10
MacKENZIE, Matt	11-12, 12-13, 13-14, 14-15
MacLEAN, Brandon	13-14
MacMILLAN, John	60-61, 62-63
MacNEIL, Al	56-57, 57-58, 58-59, 59-60
MacNEIL, Bernie	74-75
MacPHERSON, Bud	56-57
MacRAE, Jim	80-81
MacWILLIAM, Andrew	17-18, 18-19, 19-20
MADER, Mike	00-01
MAGOWEN, Ken	05-06
MAHER, Jim	93-94
MAILHOT, Jacques	94-95
MAKAROV, Andrey	13-14, 14-15, 15-16
MALARCHUK, Clint	91-92
MALCOLM, Bob	69-70, 70-71, 71-72, 72-73, 73-74, 74-75
MALONE, Sean	17-18, 18-19, 19-20
MALTAIS, Dominic	93-94
MALUTA, Ray	74-75, 75-76, 76-77, 77-78, 78-79
MANCARI, Mark	05-06, 06-07, 07-08, 12-13
MANN, Chris	05-06
MANSOFF, Jason	98-99
MARCETTA, Milan	67-68
MARCON, Lou	56-57
MARIETTI, Brett	93-94
MARKSTROM, Jacob	10-11

### M

#### PLAYER

#### YEARS

MAROTTA, Sam	14-15
MARSHALL, Willie	58-59, 71-72
MARSHALL, David	10-11
MARTIN, Brycen	14-15, 16-17, 17-18
MARTIN, Don	94-95
MARTIN, Grant	87-88, 88-89
MASNICK, Paul	56-57
MATHESON, Brock	11-12
MATTE, Christian	01-02
MATTHIAS, Shawn	08-09, 09-10
MATTIUSSI, Dick	59-60, 60-61, 73-74
MAZUR, Eddie	56-57, 57-58
MAZUR, Jay	95-96
McADAM, Gary	82-83
McARDLE, Kenndal	07-08, 08-09, 09-10, 10-11
McCABE, Jake	14-15, 15-16
McCARTHY, Brian	94-95
McCARTHY, Tom	68-69, 69-70
McCLANAHAN, Rob	80-81
McCLELLAND, Kevin	94-95
McCORMICK, Cody	12-13
McCREA, Alec	20-21
McCRORY, Scott	89-90, 90-91
McDONALD, Ab	56-57, 57-58
McGEOWN, Scott	80-81
McGRATH, Patrick	20-21
McGREGOR, Brian	77-78, 78-79
McGUIRE, Johnny	13-14
McKEE, Jay	95-96, 96-97, 97-98
McKENNA, Sean	82-83
McKENNEY, Don	64-65
McKENNY, Jim	65-66, 66-67, 67-68, 68-69
McKILLOP, Larry	72-73, 73-74, 74-75
McKINNON, Brian	84-85, 85-86
McLAUGHLIN, Mike	92-93
McMAHON, Mike	71-72
McMORROW, Sean	02-03, 03-04, 04-05, 05-06
McNABB, Brayden	11-12, 12-13, 13-14
McNAMARA, Bob	83-84, 84-85, 85-86
McNAMARA, Gerry	59-60, 60-61, 62-63
McNAMEE, Peter	77-78
McNEIL, Bill	68-69
McNEIL, Gerry	57-58, 58-59
McNEILL, Grant	05-06
McPHERSON, Allan	14-15, 15-16
McSWEEN, Don	87-88, 88-89, 89-90, 90-91, 91-92
MEEHAN, Gerry	65-66
MEKILOK, Max	58-59
MELANSON, Dean	92-93, 93-94, 94-95, 95-96, 97-98, 98-99
MELANSON, Rob	93-94
MENARD, Martin	97-98



# AMERKS ALUMNI 1956-2021

## History

### M

PLAYER	YEARS
MENGES, Greg	92-93
MERCIER, Justin	14-15
MERRELL, Barry	72-73, 73-74, 74-75, 75-76, 76-77
MERSCH, Michael	20-21
METCALFE, Scott	87-88, 88-89, 89-90, 90-91, 93-94, 94-95, 95-96, 96-97, 97-98
METHOT, Francois	98-99, 99-00, 00-01, 01-02, 02-03
MEYER, Jayson	85-86, 86-87
MEYER, Stefan	05-06, 06-07, 07-08, 08-09
MEZIN, Andrei	96-97
MICFLIKIER, Jacob	08-09
MIERKLANS, Rob	78-79
MIGAY, Rudy	57-58, 58-59, 59-60, 62-63
MILBURY, Mike	74-75, 75-76
MILLAR, Al	69-70
MILLAR, Craig	96-97
MILLER, Bob	77-78
MILLER, Brad	87-88, 88-89, 89-90, 90-91, 91-92
MILLER, Ryan	02-03, 03-04, 04-05, 05-06
MILLEY, Norm	00-01, 01-02, 02-03, 03-04, 04-05
MINK, Graham	09-10
MIOR, Ryan	09-10
MITTELSTADT, Casey	19-20
MOLLER, Mike	82-83, 84-85
MOLLER, Randy	92-93
MOLLOY, Mitch	89-90, 90-91
MOORE, Barrie	95-96, 96-97
MONGRAIN, Bob	79-80, 80-81, 81-82, 82-83, 83-84
MOORE, Jimmy	58-59
MORMINA, Joey	15-16
MORRISON, Kevin	71-72
MORRISONN, Shaone	11-12
MORTSON, Keke	70-71
MORUSYK, Wayne	72-73, 73-74
MOSDELL, Ken	58-59
MOSDELL, Wayne	68-69, 69-70
MOSER, Jay	96-97
MOSES, Steve	17-18
MOSOVSKY, Karel	01-02, 02-03, 03-04
MOUGENEL, Ryan	99-00
MOYLAN, Dave	87-88, 88-89
MROZIK, Rick	03-04
MULLEN, Patrick	16-17
MURPHY, Bob	71-72
MURPHY, Brian	75-76
MURPHY, Cory	08-09
MURPHY, Joe	99-00, 00-01
MURRAY, Brett	19-20, 20-21
MURRAY, Tim	97-98
MUSE, John	16-17
MUZITO-BAGENDA, Daniel	16-17, 17-18
MYRE, Phil	82-83, 83-84

### N

PLAYER	YEARS
NAGLE, Pat	14-15
NAUD, Daniel	82-83, 83-84
NDUR, Rumun	95-96, 96-97, 97-98
NELSON, Casey	16-17, 17-18, 18-19, 19-20
NELSON, Riley	02-03
NELSON, Todd	00-01
NEMETH, Tom	94-95, 97-98
NEVIN, Bob	56-57, 57-58, 58-59, 59-60
NEVINS, Jack	14-15, 15-16
NICHOL, Scott	94-95, 95-96, 96-97, 97-98, 98-99, 99-00
NICHOLISHEN, Mike	99-00
NICOLSON, Graeme	78-79
NOEL, Dominic	05-06
NOLAN, Ted	84-85
NORDSTROM, Carlin	98-99
NORMAN, Rob	84-85
NORONEN, Mika	99-00, 00-01, 01-02, 02-03, 05-06
NOVOTNY, Jiri	02-03, 03-04, 04-05, 05-06
NOWAK, Hank	76-77
NYKOLUK, Mike	56-57, 57-58
NYLANDER, Alexander	16-17, 17-18, 18-19
NYLANDER, Michael	10-11

### O

PLAYER	YEARS
O'BRIEN, Dennis	78-79
O'BRIEN, Doug	08-09
O'CONNELL, Tim	02-03
O'DELL, Eric	15-16
O'DONNELL, Sean	91-92, 92-93, 93-94
O'HANLEY, Brian	10-11
O'NEIL, Paul	75-76
O'REGAN, Danny	17-18, 18-19
O'REILLY, Cal	15-16, 16-17
OBBERG, Evan	10-11
OGLEVIE, Andrew	18-19, 19-20, 20-21
OLESZ, Rostislav	06-07
OLOFSSON, Victor	18-19
ORESKOVICH, Victor	09-10
ORLANDO, Gates	83-84, 84-85, 85-86, 86-87, 87-88
ORR, Bill	69-70, 70-71
OSAER, Phil	05-06
OSTROW, Kyle	11-12
OUIOMET, Francois	73-74

### P

PLAYER	YEARS
PAAVOLA, Jari	80-81, 81-82
PACHAL, Clayton	76-77, 77-78
PAETSCH, Nathan	03-04, 04-05, 05-06, 10-11, 17-18, 18-19, 19-20



# AMERKS ALUMNI 1956-2021

## History

### P

#### PLAYER

#### YEARS

PAILLE, Daniel	04-05, 05-06, 06-07
PAGNUTTI, Rick	72-73, 73-74, 74-75, 75-76
PALMER, Chris	99-00
PAOLINI, Sam	03-04, 04-05, 05-06
PAPPIN, Jim	60-61, 61-62, 62-63, 63-64, 64-65, 65-66, 66-67, 67-68
PAQUETTE-BISSON, Tobie	18-19
PARDY, Adam	12-13
PARENT, Rich	95-96
PARILLO, Nick	01-02
PARIS, Drew	08-09
PARISE, J.P.	67-68
PARKER, Jeff	86-87, 87-88, 88-89
PARKER, Jonathan	11-12, 12-13, 13-14
PARKER, Mike	79-80
PARNHAM, Brett	08-09
PARRO, Dave	77-78, 78-79
PARSON, Mike	93-94
PASCALL, Brad	92-93, 93-94
PATRICK, Steve	81-82, 83-84
PAYETTE, Andre	99-00
PAYNE, Davis	93-94
PEARSON, Scott	95-96
PEDERSON, Ben	82-83
PEKAR, Matej	20-21
PELECH, Matt	14-15
PELECH, Michael	14-15
PELLETIER, Jean-Marc	05-06, 06-07
PERCY, Stuart	17-18
PERNO, Len	96-97
PERRAULT, Kelly	99-00
PERREAU, Bob	56-57, 62-63, 65-66, 66-67, 67-68, 68-69
PERSON, RYAN	01-02
PERSSON, Dennis	11-12
PETERS, Andrew	00-01, 01-02, 02-03, 10-11
PETERS, Anthony	14-15
PETERS, Geoff	01-02, 03-04, 04-05
PETERSON, Judd	17-18, 18-19
PETIZIAN, Alex	09-10, 10-11
PETRECKI, Nick	13-14, 14-15
PETRENKO, Sergei	93-94, 94-95
PETTIE, Jim	76-77, 77-78, 78-79
PIERCE, Matt	10-11
PILUT, Lawrence	18-19, 19-20
PITTIS, Domenic	98-99, 99-00, 03-04
PLANTE, Tyler	07-08, 08-09, 09-10, 10-11
POILE, David	70-71
POLINO, Patrick	20-21
POMINVILLE, Jason	02-03, 03-04, 04-05, 05-06
POPIEL, Paul	71-72
PORTER, Kevin	12-13, 13-14, 17-18, 18-19, 19-20

### P

#### PLAYER

#### YEARS

POWELL, Myles	17-18, 18-19
PRAPAVESSIS, Matt	14-15, 15-16
PRICE, Noel	56-57, 57-58
PRICE, Pat	77-78
PRIESTLAY, Ken	85-86, 86-87, 87-88, 88-89, 89-90
PRIMEAU, Wayne	95-96, 96-97
PRITCHARD, Andy	91-92
PUPPA, Daren	85-86, 86-87, 87-88, 91-92
PYATT, Taylor	01-02
PYE, Bill	91-92, 92-93, 93-94
PYSYK, Mark	12-13, 13-14, 14-15, 15-16

### Q

#### PLAYER

#### YEARS

QUINN, Jack	20-21
-------------	-------

### R

#### PLAYER

#### YEARS

RAMSEY, Wayne	79-80
RANDELL, Tyler	18-19, 19-20
RANDO, Joe	77-78, 78-79
RANK, Kyle	10-11
RANKIN, Evan	11-12, 12-13, 14-15
RASMUSSEN, Erik	97-98, 98-99
RATCHUK, Peter	02-03
RATHWELL, Jake	73-74, 74-75
RAY, Robert	88-89, 89-90, 90-91
RAYMOND, Eric	94-95
REAUME, Marc	65-66, 67-68, 68-69, 70-71
REDAHL, Gordie	58-59, 66-67
REDMOND, Zach	17-18, 18-19, 19-20
REECE, Dave	74-75, 76-77
REEKIE, Joe	85-86, 86-87, 88-89
REILLY, Tom	71-72
REID, Brodie	14-15
REIN, Kenton	88-89
REINHART, Sam	14-15
REMACKEL, Chad	97-98
RENAUD, Chris	84-85
RENAUD, Mark	83-84, 84-85
REPIK, Michal	08-09, 09-10, 10-11
REYNOLDS, Scott	10-11
RICCI, Scott	99-00, 03-04
RICHARD, Jacques	79-80
RICHARDS, Pete	87-88
RIPLEY, Tim	75-76
RISSMILLER, Patrick	10-11, 12-13
RISTAU, Andy	85-86, 86-87
RISTOLAINEN, Rasmus	13-14
RITSON, Joe	02-03
RIZZUTO, Garth	70-71, 71-72
ROBAK, Colby	10-11, 15-16



# AMERKS ALUMNI 1956-2021

## History

### R

PLAYER	YEARS
ROBERGE, Serge	95-96
ROBERT, Rene	69-70
ROBERTSON, Fraser	72-73
ROBERTSON, Geordie	79-80, 80-81, 81-82, 82-83, 83-84, 84-85, 88-89
ROBERTSON, Torrie	90-91
ROBINSON, Jody	02-03
ROBINSON, Mark	80-81, 81-82
ROBINS, Bobby	07-08
RODINE, Dmitiri	97-98
RODRIGUES, Evan	15-16, 16-17, 17-18
ROHLOFF, Todd	04-05
ROLOSON, Dwayne	98-99
ROMBOUGH, Lorne	72-73
RONAN, Ed	96-97
ROSS, Garret	17-18
ROUSSEAU, Bob	58-59
ROUSSEAU, Dunc	74-75, 75-76
ROUSSEAU, Guy	58-59, 59-60, 60-61
ROY, Derek	03-04, 04-05, 05-06
ROY, Frederick	12-13, 13-14
ROY, Mathieu	09-10
ROY, Mathieu	08-09
RUBACHUK, Brad	91-92, 92-93, 93-94
RUCHTY, Matt	97-98
RUETER, Dirk	82-83, 83-84, 84-85
RUFF, Lindy	91-92
RUHWEDDEL, Chad	13-14, 14-15, 15-16
RUOTSALAINEN, Arttu	20-21
RUPP, Duane	63-64, 64-65, 65-66, 66-67, 75-76, 76-77
RUSHFORTH, Paul	94-95, 96-97
RYAN, Michael	03-04, 04-05, 05-06, 06-07, 11-12

### S

PLAYER	YEARS
SALAK, Alexander	09-10
SAMUELS-THOMAS, Jordan	14-15
SAMUELSSON, Mattias	20-21
SANGUINETTI, Bobby	15-16
SARICH, Cory	98-99, 99-00
SARNER, Craig	74-75
SAUNDERS, Bill	59-60, 60-61
SAUVE, Jean Francois	79-80, 80-81, 81-82, 82-83
SAVAGE, Joel	89-90, 90-91, 91-92, 92-93
SAVARD, Andre	79-80
SCARFO, Ryan	20-21
SCHALLER, Tim	13-14, 14-15, 15-16
SCHAMEHORN, Kevin	80-81
SCHELLA, John	70-71
SCHIESTEL, Drew	11-12, 12-13
SCHMAUTZ, Bob	71-72

### S

PLAYER	YEARS
SCHMIDT, Doug	02-03
SCHNEIDER, Cole	15-16, 16-17
SCHNEIDER, Eric	01-02
SCHOCK, Ron	79-80
SCHOFIELD, Rick	12-13
SCHULTZ, Dave	79-80
SCHULZ, David	09-10
SDAO, Michael	15-16
SEBEK, Venci	81-82, 83-84
SECORD, Al	78-79
SEGUIN, Dan	70-71, 71-72
SEITZ, Dave	96-97, 97-98
SEILING, Rod	62-63, 63-64
SEJBA, Jiri	90-91, 91-92
SEKERA, Andrej	06-07, 07-08
SELLECK, Eric	10-11
SEMENOV, Alexei	05-06, 06-07
SERVISS, Tom	70-71
SHACK, Ed	65-66
SHAMANSKI, Steven	14-15
SHANAHAN, Sean	77-78
SHANNON, Darrin	89-90, 90-91
SHANTZ, David	06-07, 07-08, 08-09
SHAW, Harry	74-75, 75-76, 76-77
SHEA, Bobby	16-17
SHEPPARD, Ray	86-87, 89-90
SHEPPARD, Scott	04-05, 05-06
SHIELDS, Steve	94-95, 95-96, 96-97, 97-98
SHMYR, Ryan	01-02
SHOEBOTTOM, Bruce	92-93, 94-95
SHUPE, Bob	68-69
SILLERS, Gerry	68-69, 69-70, 70-71, 72-73
SIMMONS, Al	74-75, 75-76
SIMMONS, Don	61-62, 62-63
SIMON, Todd	92-93, 93-94, 94-95
SIMPSON, Wayne	18-19
SIMS, Al	75-76, 76-77, 77-78, 78-79
SIRKKA, Jeff	92-93
SKUDRA, Peter	00-01
SLY, Darryl	60-61, 61-62, 62-63, 63-64, 64-65, 65-66, 66-67, 67-68, 70-71, 72-73, 73-74
SMITH, Al	68-69
SMITH, Barry	75-76, 76-77, 77-78, 78-79, 79-80
SMITH, Bill	61-62
SMITH, Brandon	04-05, 05-06, 06-07
SMITH, C.J.	17-18, 18-19, 19-20, 20-21
SMITH, Dalton	17-18, 18-19, 19-20, 20-21
SMITH, Don	03-04
SMITH, Doug	86-87
SMITH, Gary	64-65, 65-66, 66-67
SMITH, Jack	75-76



# AMERKS ALUMNI 1956-2021

## History

### S

#### PLAYER

#### YEARS

SMITH, Mike	92-93
SMITH, Steve	88-89, 89-90, 90-91, 91-92
SMRKE, Stan	57-58, 59-60, 60-61, 61-62, 62-63, 63-64, 64-65, 65-66, 66-67
SNEDDON, Bob	73-74, 74-75
SNELL, Chris	91-92, 92-93
SNELL, Ron	75-76
SOBCHUK, Gene	72-73
SOBERSTROM, Tommy	96-97
SOBLE, Ken	81-82
SONGIN, Tom	78-79
SORENSEN, Kelly	93-94
SPENCER, Matthew	19-20
SPRANGE, Wally	69-70
SPRUKTS, Janis	06-07, 08-09
ST. JAMES, Tom	83-84
STACHNIAK, Pat	01-02
STAFFORD, Drew	06-07
STANFIELD, Jack	69-70, 70-71, 71-72
STAUBER, Robb	95-96
STEINER, Daniel	09-10
STEMKOWSKI, Peter	63-64, 64-65, 65-66
STEPHENS, Devante	17-18, 18-19
STEWERT, Michael	96-97
STEWART, Anthony	05-06, 06-07, 07-08
STEWART, Bill	79-80, 80-81
STEWART, Karl	08-09
STEWART, Ralph	70-71
STIRLING, Steve	74-75, 75-76
STRACHAN, Tyson	16-17
STRATTON, Art	73-74
STROBEL, Eric	79-80
STUART, Colin	11-12
STURGEON, Peter	74-75, 75-76, 77-78
SUIKKANEN, Kai	81-82, 82-83, 83-84
SULZER, Alexander	13-14
SUNDHER, Kevin	12-13, 13-14, 14-15
SUORANIEMI, Kari	80-81, 81-82, 82-83
SUTHERLAND, Bill	58-59
SUTTON, Ken	89-90, 90-91
SUWEK, Richard	79-80, 80-81
SUZOR, Mark	78-79
SWANSON, Jeremy	05-06, 06-07
SWEENEY, Bill	68-69
SWEETLAND, Andrew	08-09, 09-10
SYLVESTER, Dean	98-99
SYVRET, Corey	09-10
SZCZUCHURA, Paul	11-12
SZYDLOWSKI, Shawn	11-12, 12-13

### T

#### PLAYER

#### YEARS

TAFTE, Jeff	09-10
-------------	-------

### T

#### PLAYER

#### YEARS

TALLINDER, Henrik	01-02
TANNER, John	95-96
TARDIF, Jamie	13-14
TARDIF, Marc	96-97, 97-98
TARNASKY, Nick	09-10, 12-13
TASSONE, Matt	14-15
TAYLOR, Adam	06-07, 07-08
TAYLOR, Brent	70-71
TAYLOR, Chris	99-00, 00-01, 01-02, 02-03, 03-04, 04-05, 05-06, 09-10, 10-11
TAYLOR, Ted	67-68
TENNYSON, Matt	17-18, 18-19
TEZIKOV, Alexei	98-99
THELEN, AJ	09-10
THERRIEN, Gaston	80-81
THOMAS, Kahlil	99-00
THOMAS, Scott	92-93, 93-94, 94-95
THOMAS, Bill	10-11
THOMPSON, Bob	72-73
THOMPSON, Tage	18-19, 19-20
THORBURN, Chris	03-04, 04-05, 05-06
TIDEY, Alex	79-80
TIFU, Yannick	07-08
TIMMINS, Scott	10-11
TITANIC, Morris	79-80
TKACHUK, Grant	88-89
TKACZUK, Daniel	09-10
TOFFOLO, Mark	79-80, 80-81
TOKARSKI, Dustin	20-21
TOPOLL, Del	57-58
TOURNIER, Marc	86-87
TRAPP, Barry	62-63, 63-64
TRAPP, Doug	85-86, 86-87
TRAYNOR, Paul	99-00, 00-01
TREFILOV, Andrei	95-96, 97-98
TREMBLAY, Gilles	58-59
TREMBLAY, J.C.	58-59
TREMBLAY, Ray	78-79
TREMBLAY, Vince	84-85
TROPP, Corey	11-12, 12-13
TROVATO, Peter	04-05
TSYGUROV, Denis	93-94
TUMA, Martin	05-06, 06-07
TURKIEWICZ, Jim	79-80
TURNBULL, Travis	11-12
TURNER, Bob	56-57
TURNER, Dean	81-82
TUZZOLINO, Nick	13-14, 14-15

### U

#### PLAYER

#### YEARS

UBRIACO, Gene	60-61, 62-63
UCHEVATOV, Victor	05-06



# AMERKS ALUMNI 1956-2021

## History

### U

PLAYER	YEARS
ULLMARK, Linus	15-16, 16-17, 17-18
UNGER, Gary	66-67, 67-68

### V

PLAYER	YEARS
VAIVE, Justin	16-17
VAIVE, Rick	91-92
VAIL, Brady	16-17, 19-20
VALLIN, Ari	06-07
VAN BOXMEER, John	84-85
VAN DORP, Wayne	86-87, 88-89
VAN IMPE, Dick	57-58, 59-60, 60-61
VANDERMEER, Peter	97-98, 98-99
VANEK, Thomas	04-05
VanOENE, Darren	98-99, 99-00, 00-01, 01-02
VARADA, Vaclav	95-96, 96-97, 97-98
VARONE, Phil	11-12, 12-13, 13-14, 14-15, 15-16
VAYDIK, Greg	78-79
VEILLEUX, Yannick	18-19
VERRET, Claude	83-84, 84-85, 85-86, 86-87
VIDMAR, Luka	13-14
VOAKES, Mark	11-12
VOLKOV, Mikhail	93-94, 94-95, 95-96

### W

PLAYER	YEARS
WAKALUK, Darcy	86-87, 87-88, 88-89, 89-90, 90-91
WALBY, Steffon	98-99
WALCOTT, Richie	93-94
WALKER, Steve	96-97
WALMSLEY, Ivan	59-60
WALSH, Ed	79-80
WALSH, Jim	79-80, 80-81, 81-82
WALTERS, Greg	96-97, 97-98, 98-99
WALTON, Bob	70-71, 71-72
WALTON, Mike	63-64, 65-66, 66-67, 78-79
WARD, Dixon	95-96
WARD, Ron	68-69, 70-71
WARREN, Brendan	20-21
WATSON, Barry	66-67, 68-69, 69-70
WEBER, Mike	07-08
WEDGEWOOD, Scott	18-19
WEIR, Wally	80-81
WELCH, Noah	06-07, 08-09
WELLS, Jack	69-70, 70-71
WELSH, Nicholas	20-21
WENSINK, John	73-74, 76-77
WEST, Steve	78-79
WESTBROOKE, Don	70-71, 71-72
WESTERBY, Bob	95-96
WESTNER, Dave	71-72
WETHERILL, Darren	97-98

### W

PLAYER	YEARS
WETZEL, Carl	67-68
WHIDDEN, Bob	69-70
WHITE, Bill	59-60, 60-61, 61-62
WHITCOTTON, Dustin	99-00
WHITHAM, Shawn	88-89
WHITMORE, Derek	07-08, 11-12
WICHROWSKI, Mark	80-81, 81-82
WIEMER, Jim	81-82, 82-83, 83-84, 84-85, 94-95
WILCOX, Adam	17-18, 18-19
WILCOX, Barry	71-72
WILCOX, Rollie	65-66
WILLIAMS, Tommy	56-57, 57-58, 58-59
WILLIAMSON, Brad	01-02
WILLIS, Hal	68-69
WILSON, Clay	09-10, 10-11
WILSON, Mike	95-96
WILSON, John	60-61
WILSON, Scott	18-19, 19-20
WILSON, Stu	15-16
WINCH, Jason	91-92, 92-93
WISTE, Jim	71-72
WOIT, Benny	56-57, 57-58
WOOD, Derek	97-98, 98-99
WOOD, George	68-69
WRIGHT, Shayne	94-95, 95-96, 96-97, 97-98

### X-Y

PLAYER	YEARS
YATES, Ross	85-86
YAKE, Terry	96-97
YORK, Mike	09-10
YOUNG, Howie	59-60, 69-70
YOUNG, Jason	92-93, 93-94, 94-95
YOUNG, John	93-94
YOUNGER, Stu	78-79

### Z

PLAYER	YEARS
ZAGRAPAN, Marek	06-07, 07-08
ZANUSSI, Joe	75-76, 76-77
ZANUTTO, Mike	97-98
ZAWATSKY, Ed	91-92
ZIGOMANIS, Mike	13-14
ZIMMERMAN, Lynn	67-68, 68-69, 70-71, 71-72, 72-73, 73-74
ZIMMERMAN, Sean	10-11
ZYTYSKY, Taras	85-86



# **BUFFALO SABRES**





# 2021-22 BUFFALO SABRES SCHEDULE

## 2021 OCTOBER

SUN	MON	TUE	WED	THU	FRI	SAT
					1	2
3	4	5	6	7	8	9
10	11	12	13	14 7:00	15	16 1:00
17	18	19 7:00	20	21 7:00	22 7:00	23
24 4:00	25 7:00	26	27	28 10:00	29	30
31						

## 2021 NOVEMBER

SUN	MON	TUE	WED	THU	FRI	SAT
	1	2 10:30	3	4 10:00	5	6 7:00
7	8 7:00	9	10	11	12 7:00	13 7:00
14	15	16 7:00	17	18 7:00	19	20
21 6:00	22 7:00	23	24 7:00	25	26 7:00	27 7:00
28	29 7:00	30				

## 2021 DECEMBER

SUN	MON	TUE	WED	THU	FRI	SAT
				1 7:00	2 7:00	3
5	6	7 7:30	8	9	10 7:00	11 7:00
12	13	14 8:00	15	16 8:00	17 7:00	18
19	20 7:00	21	22 7:00	23 7:00	24	25
26	27 7:00	28	29 7:00	30 7:30	31	

## 2022 JANUARY

SUN	MON	TUE	WED	THU	FRI	SAT
						1 1:00
2	3	4	5	6 7:00	7	8 7:00
9	10	11 7:00	12	13 8:00	14	15 7:00
16	17 1:00	18 7:00	19	20 7:00	21	22 1:00
23 8:00	24 1:00	25 1:00	26	27	28	29 9:00
30	31					

## 2022 FEBRUARY

SUN	MON	TUE	WED	THU	FRI	SAT
		1 10:00	2	3	4	5
6	7	8	9	10	11	12
13	14	15	16	17	18	19
20	21	22	23	24	25 8:00	26
27 2:00	28					

## 2022 MARCH

SUN	MON	TUE	WED	THU	FRI	SAT
			1 7:30	2	3 7:00	4
6 1:00	7 7:00	8	9	10 7:00	11	12
13 3:00	14	15	16	17 9:00	18 9:00	19
20 10:00	21	22	23 7:30	24	25 7:00	26
27 5:00	28 8:30	29	30 7:00	31		

## 2022 APRIL

SUN	MON	TUE	WED	THU	FRI	SAT
					1 7:00	2
3 1:00	4	5 7:00	6	7 7:30	8 7:00	9
10 5:00	11	12 7:00	13	14 7:00	15	16 7:00
17 5:00	18	19	20 7:00	21 7:00	22	23 12:30
24	25	26 7:00	27	28 7:00	29	30

■ HOME

■ AWAY



# SABRES CLUB DIRECTORY

## Buffalo Sabres



### EXECUTIVE

Owner/Chief Executive Officer..... Terry Pegula  
 Owner/President..... Kim Pegula  
 General Manager..... Kevyn Adams  
 Executive Assistant..... Terri O'Brien

### HOCKEY OPERATIONS

Associate General Manager..... Jason Karmanas  
 Assistant General Manager..... Mark Jakubowski  
 Vice President of Hockey Strategy and Research  
 ..... Sam Ventura  
 Director of Pro Scouting..... Jeremiah Crowe  
 Director of Amateur Scouting..... Jerry Forton  
 Assistant Director of Amateur Scouting..... Jason Nightingale  
 Scout..... Kevin Devine  
 Scout..... Austin Dunne  
 Scout..... Frank Musil  
 Scout..... Anders Forsberg  
 Scout..... Graham Beamish  
 Scout..... Tristan Musser  
 Scout..... Ruslan Pechonkin  
 Scout..... Marty Stein  
 Scout..... Lukas Sutter  
 Scout..... Tommi Vesanen  
 Director of Team Operations..... Cole Burkhalter  
 Manager of Hockey Technology/Team Operations  
 ..... Kyle Kiebzak  
 Coordinator of Team Services..... Cole Burkhalter  
 Coordinator of Hockey Administration..... Brett Ruff

### COACHING STAFF

Head Coach..... Don Granato  
 Assistant Coach..... Mike Bales  
 Assistant Coach..... Jason Christie  
 Assistant Coach..... Matt Ellis  
 Assistant Coach..... Marty Wilford  
 Video Coach..... Myles Fee  
 Video Coordinator..... Justin White  
 Development Coach..... Dan Girardi

### EQUIPMENT STAFF

Head Equipment Manager..... Dave Williams  
 Assistant Equipment Manager..... George Babcock  
 Assistant Equipment Manager..... Ben Laing  
 Equipment Assistant..... Keith Hayes

### PLAYER DEVELOPMENT

Director of Player Development..... Adam Mair  
 Development Coach..... Tim Kennedy  
 Development Coach..... Nathan Paetsch  
 Skating Development Coach..... Mike Ansell  
 Goaltending Development Coach..... Seamus Kotyk

### PERFORMANCE DEPARTMENT

Medical Director..... Les Bisson, M.D.  
 Head Athletic Trainer..... Rich Stinziano  
 Assistant Athletic Trainer/Physical Therapist..... Michael Adesso  
 Assistant Athletic Trainer..... Bob Mowry  
 Lead Massage Therapist/Mobility Specialist..... Brett Crompton  
 Head Strength and Conditioning Coach..... Ed Gannon, Ph.D.  
 Assistant Strength & Conditioning Coach..... J.T. Allaire  
 Mental Performance Specialist..... Desaree Festa  
 Lead Sports Scientist..... Dean Higham  
 Sports Dietitian..... Christine Dziedzic

### MEDICAL STAFF

Head Team Physician..... Marc Fineberg, M.D.  
 Team Physician..... Michael Freitas, M.D.  
 Team Physician..... Rajiv Jain, M.D.  
 Team Dentist..... David Croglio, D.D.S.



# FINAL 2020-21 REGULAR SEASON STATS

## Buffalo Sabres



### 2020-21 BUFFALO SABRES REGULAR SEASON STATS

PLAYER	POS	GP	G	A	P	+/-	PIM	P/GP	EVG	EVP	PPG	PPP	SHG	SHP	OTG	GWG	S	S%	TOI/GP	FOW%
Sam Reinhart	C	54	25	15	40	-28	10	0.74	15	24	10	16	0	0	0	5	130	19.2	19:32	45.7
Victor Olofsson	L	56	13	19	32	-23	6	0.57	6	17	7	15	0	0	0	0	129	10.1	17:24	50
Rasmus Dahlin	D	56	5	18	23	-36	26	0.41	4	12	1	11	0	0	0	0	115	4.4	21:36	--
Casey Mittelstadt	C	41	10	12	22	-10	10	0.54	6	14	3	6	1	2	0	2	61	16.4	15:53	49
Taylor Hall	L	37	2	17	19	-21	24	0.51	1	13	1	6	0	0	0	0	88	2.3	18:41	18.2
Rasmus Ristolainen	D	49	4	14	18	-18	36	0.37	3	11	1	7	0	0	0	0	73	5.5	22:17	--
Jack Eichel	C	21	2	16	18	-9	6	0.86	1	9	1	9	0	0	0	1	61	3.3	20:30	49.7
Tage Thompson	R	38	8	6	14	-6	17	0.37	6	11	2	3	0	0	0	0	96	8.3	13:52	25
Jeff Skinner	L	53	7	7	14	-11	14	0.26	6	13	1	1	0	0	0	0	111	6.3	14:31	46.7
Brandon Montour	D	38	5	9	14	-13	24	0.37	3	11	0	1	2	2	0	0	72	6.9	20:32	--
Riley Sheahan	C	53	4	9	13	-8	8	0.25	3	12	0	0	1	1	0	0	44	9.1	13:18	50.9
Dylan Cozens	C	41	4	9	13	-15	16	0.32	3	12	1	1	0	0	0	0	62	6.5	14:21	47.5
Kyle Okposo	R	35	2	11	13	-1	0	0.37	1	11	0	0	1	2	0	0	45	4.4	13:53	54.2
Colin Miller	D	48	4	8	12	-20	27	0.25	3	8	1	4	0	0	0	0	64	6.3	18:00	--
Rasmus Asplund	C	28	7	4	11	1	0	0.39	7	11	0	0	0	0	0	2	34	20.6	12:51	35.3
Eric Staal	C	32	3	7	10	-20	8	0.31	2	7	1	3	0	0	0	0	59	5.1	15:34	48
Curtis Lazar	C	33	5	4	9	-4	0	0.27	5	9	0	0	0	0	0	1	35	14.3	13:37	50.7
Jacob Bryson	D	38	1	8	9	-1	12	0.24	1	6	0	1	0	2	0	0	24	4.2	19:03	--
Henri Jokiharju	D	46	3	5	8	-11	4	0.17	3	8	0	0	0	0	0	0	50	6	18:23	--
Tobias Rieder	L	44	5	2	7	-9	2	0.16	5	7	0	0	0	0	0	0	63	7.9	12:15	12.5
Cody Eakin	C	46	3	4	7	-9	14	0.15	3	7	0	0	0	0	0	0	39	7.7	12:56	54.3
Arttu Ruotsalainen	C	17	5	1	6	-9	8	0.35	5	6	0	0	0	0	0	0	28	17.9	13:59	40
Anders Bjork	L	15	3	3	6	-5	4	0.4	3	5	0	0	0	1	0	0	19	15.8	17:02	--
Drake Caggiula	C	11	2	1	3	-5	4	0.27	2	3	0	0	0	0	0	0	15	13.3	12:19	100
Steven Fogarty	C	9	1	2	3	2	8	0.33	1	3	0	0	0	0	0	0	5	20	11:44	58.3
Jake McCabe	D	13	1	2	3	2	9	0.23	1	3	0	0	0	0	0	0	15	6.7	19:11	--
Matt Irwin	D	24	0	2	2	-10	19	0.08	0	2	0	0	0	0	0	0	27	0	16:15	--
Mattias Samuelsson	D	12	0	2	2	-8	4	0.17	0	2	0	0	0	0	0	0	10	0	18:02	--
Brandon Davidson	D	6	0	0	0	-4	4	0	0	0	0	0	0	0	0	0	7	0	15:20	--
Jean-Sebastien Dea	C	1	0	0	0	-1	2	0	0	0	0	0	0	0	0	0	2	0	5:33	--
Will Borgen	D	10	0	0	0	-4	4	0	0	0	0	0	0	0	0	0	7	0	16:16	--
Brett Murray	L	2	0	0	0	1	0	0	0	0	0	0	0	0	0	0	1	0	10:38	--
C.J. Smith	L	1	0	0	0	0	0	0	0	0	0	0	0	0	0	0	0	--	7:57	--

GOALTENDER	S/C	GP	GS	W	L	T	OT	SA	SAVES	GA	SV%	GAA	TOI	SO	G	A	P	PIM
Linus Ullmark	L	20	20	9	6	--	3	591	542	49	.917	2.63	1117:05	0	0	0	0	0
Dustin Tokarski	L	13	10	2	8	--	2	447	404	43	.904	3.54	729:26	0	0	1	1	0
Michael Houser	L	4	4	2	2	--	0	141	127	14	.901	3.46	243:02	0	0	0	0	0
Ukko-Pekka Luukkonen	L	4	4	1	3	--	0	149	135	14	.906	3.88	216:42	0	0	0	0	0
Carter Hutton	L	13	12	1	10	--	1	341	302	39	.886	3.47	674:43	0	0	0	0	0
Jonas Johansson	L	7	6	0	5	--	1	207	183	24	.884	3.79	379:53	0	0	0	0	0



# INDIVIDUAL SCORING BREAKDOWN

## Buffalo Sabres



### 2020-21 BUFFALO SABRES INDIVIDUAL SCORING BREAKDOWN

Player	EVEN STRENGTH			POWER PLAY			SHORTHANDED			HOME					ROAD				
	G	A	P	G	A	P	G	A	P	GP	G	A	P	+/-	GP	G	A	P	+/-
Rasmus Asplund	7	4	11	0	0	0	0	0	0	14	3	1	4	1	14	4	3	7	0
Anders Bjork	3	2	5	0	0	0	0	1	1	7	2	1	3	1	8	1	2	3	-6
William Borgen	0	0	0	0	0	0	0	0	0	5	0	0	0	-2	5	0	0	0	-2
Jacob Bryson	1	5	6	0	1	1	0	2	2	18	0	4	4	1	20	1	4	5	-2
Drake Caggiula	2	1	3	0	0	0	0	0	0	5	0	1	1	-3	6	2	0	2	-2
Dylan Cozens	3	9	12	1	0	1	0	0	0	17	1	4	5	-9	24	3	5	8	-6
Rasmus Dahlin	4	8	12	1	10	11	0	0	0	28	2	10	12	-22	28	3	8	11	-14
Brandon Davidson	0	0	0	0	0	0	0	0	0	3	0	0	0	0	3	0	0	0	-4
Jean-Sebastien Dea	0	0	0	0	0	0	0	0	0	0	0	0	0	0	1	0	0	0	-1
Cody Eakin	3	4	7	0	0	0	0	0	0	24	2	3	5	-1	22	1	1	2	-8
Jack Eichel	1	8	9	1	8	9	0	0	0	9	2	5	7	-5	12	0	11	11	-4
Steven Fogarty	1	2	3	0	0	0	0	0	0	6	1	1	2	3	3	0	1	1	-1
Taylor Hall	1	12	13	1	5	6	0	0	0	19	1	8	9	-15	18	1	9	10	-6
Matt Irwin	0	2	2	0	0	0	0	0	0	14	0	1	1	-13	10	0	1	1	3
Henri Jokiharju	3	5	8	0	0	0	0	0	0	21	2	1	3	-12	25	1	4	5	1
Curtis Lazar	5	4	9	0	0	0	0	0	0	15	2	1	3	-3	18	3	3	6	-1
Jake McCabe	1	2	3	0	0	0	0	0	0	7	1	2	3	1	6	0	0	0	1
Colin Miller	3	5	8	1	3	4	0	0	0	24	0	4	4	-10	24	4	4	8	-10
Casey Mittelstadt	6	8	14	3	3	6	1	1	2	21	6	2	8	-4	20	4	10	14	-6
Brandon Montour	3	8	11	0	1	1	2	0	2	19	3	2	5	-10	19	2	7	9	-3
Brett Murray	0	0	0	0	0	0	0	0	0	0	0	0	0	0	2	0	0	0	1
Kyle Okposo	1	10	11	0	0	0	1	1	2	19	1	6	7	0	16	1	5	6	-1
Victor Olofsson	6	11	17	7	8	15	0	0	0	28	6	11	17	-12	28	7	8	15	-11
Sam Reinhart	15	9	24	10	6	16	0	0	0	26	10	8	18	-20	28	15	7	22	-8
Tobias Rieder	5	2	7	0	0	0	0	0	0	24	3	2	5	-6	20	2	0	2	-3
Rasmus Ristolainen	3	8	11	1	6	7	0	0	0	25	2	9	11	-8	24	2	5	7	-10
Arttu Ruotsalainen	5	1	6	0	0	0	0	0	0	8	3	0	3	-7	9	2	1	3	-2
Mattias Samuelsson	0	2	2	0	0	0	0	0	0	6	0	2	2	0	6	0	0	0	-8
Riley Sheahan	3	9	12	0	0	0	1	0	1	27	1	4	5	-6	26	3	5	8	-2
Jeff Skinner	6	7	13	1	0	1	0	0	0	27	1	3	4	-10	26	6	4	10	-1
C.J. Smith	0	0	0	0	0	0	0	0	0	0	0	0	0	0	1	0	0	0	0
Eric Staal	2	5	7	1	2	3	0	0	0	15	1	3	4	-15	17	2	4	6	-5
Tage Thompson	6	5	11	2	1	3	0	0	0	23	6	4	10	-1	15	2	2	4	-5



# INDIVIDUAL GOAL-SCORING BREAKDOWN

## Buffalo Sabres



### 2020-21 BUFFALO SABRES INDIVIDUAL SCORING BREAKDOWN

PLAYER	1ST	2ND	3RD	OT	EV	PP	SH	GW	LL	1H	2H	HOME	ROAD	TOTAL
Asplund	2	1	4	0	7	0	0	2	1	1	6	3	4	7
Bjork	0	2	1	0	3	0	0	0	0	0	3	2	1	3
Borgen	0	0	0	0	0	0	0	0	0	0	0	0	0	0
Bryson	1	0	0	0	1	0	0	0	0	1	0	0	1	1
Caggiula	1	1	0	0	2	0	0	0	0	0	2	0	2	2
Cozens	1	1	2	0	3	1	0	0	0	3	1	1	3	4
Dahlin	1	3	1	0	4	1	0	0	1	1	4	2	3	5
Davidson	0	0	0	0	0	0	0	0	0	0	0	0	0	0
Dea	0	0	0	0	0	0	0	0	0	0	0	0	0	0
Eakin	1	1	1	0	3	0	0	0	0	1	2	2	1	3
Eichel	1	1	0	0	1	1	0	1	1	2	0	2	0	2
Fogarty	0	1	0	0	1	0	0	0	0	0	1	1	0	1
Hall	1	1	0	0	1	1	0	0	0	2	0	1	1	2
Irwin	0	0	0	0	0	0	0	0	0	0	0	0	0	0
Jokiharju	2	0	1	0	3	0	0	0	0	1	2	2	1	3
Lazar	3	2	0	0	5	0	0	1	1	4	1	2	3	5
McCabe	0	0	1	0	1	0	0	0	0	1	0	1	0	1
Miller	2	1	1	0	3	1	0	0	1	3	1	0	4	4
Mittelstadt	2	5	3	0	6	3	1	2	1	1	9	6	4	10
Montour	1	2	2	0	3	0	2	0	0	1	4	3	2	5
Murray	0	0	0	0	0	0	0	0	0	0	0	0	0	0
Okposo	0	2	0	0	1	0	1	0	0	0	2	1	1	2
Olofsson	1	6	6	0	6	7	0	0	2	8	5	6	7	13
Reinhart	7	7	11	0	15	10	0	5	2	11	14	10	15	25
Rieder	0	4	1	0	5	0	0	0	0	5	0	3	2	5
Ristolainen	0	0	4	0	3	1	0	0	0	3	1	2	2	4
Ruotsalainen	1	2	2	0	5	0	0	0	1	0	5	3	2	5
Samuelsson	0	0	0	0	0	0	0	0	0	0	0	0	0	0
Sheahan	3	1	0	0	3	0	1	0	0	3	1	1	3	4
Skinner	1	2	4	0	6	1	0	0	0	2	5	1	6	7
Smith	0	0	0	0	0	0	0	0	0	0	0	0	0	0
Staal	1	1	1	0	2	1	0	0	0	3	0	1	2	3
Thompson	1	4	3	0	6	2	0	0	0	1	7	6	2	8
<b>TOTAL</b>	<b>34</b>	<b>51</b>	<b>49</b>	<b>0</b>	<b>99</b>	<b>30</b>	<b>5</b>	<b>11</b>	<b>11</b>	<b>58</b>	<b>76</b>	<b>62</b>	<b>72</b>	<b>134</b>



# ALL-TIME SABRES CAREER LEADERS

## Buffalo Sabres



### GAMES PLAYED

Gilbert Perreault	1,191
Craig Ramsay	1,070
Mike Ramsey	911
Rob Ray	889
Bill Hajt	854
Dave Andreychuk	837
Don Luce	766
Jason Pominville	733
Alexei Zhitnik	712
Rick Martin	681

### POINTS

Gilbert Perreault	1,326
Dave Andreychuk	804
Rick Martin	695
Craig Ramsay	672
Phil Housley	558
Rene Robert	552
Don Luce	526
Jason Pominville	521
Mike Foligno	511
Danny Gare	500

### SHOTS

Gilbert Perreault	3,077
Rick Martin	2,515
Dave Andreychuk	2,342
Jason Pominville	1,908
Danny Gare	1,779
Don Luce	1,774
Rene Robert	1,754
Thomas Vanek	1,685
Craig Ramsay	1,617
Jochen Hecht	1,602

### HAT TRICKS

Rick Martin	21
Gilbert Perreault	18
Danny Gare	10
Alexander Mogilny	10
Dave Andreychuk	9
Thomas Vanek	8
Pat LaFontaine	6
Miroslav Satan	6
Drew Stafford	6
Mike Foligno/Rene Robert	5

### GOALTENDER MINUTES

Ryan Miller	31,661
Dominik Hasek	28,664
Don Edwards	17,942
Martin Biron	16,773
Tom Barrasso	15,418
Bob Sauve	14,041
Daren Puppa	11,760
Roger Crozier	10,966
Robin Lehner	7,422
Jacques Cloutier	7,419

### GOAL

Gilbert Perreault	512
Rick Martin	382
Dave Andreychuk	368
Danny Gare	267
Thomas Vanek	254
Craig Ramsay	252
Mike Foligno	247
Miroslav Satan	224
Rene Robert	222
Jason Pominville	217

### GAME-WINNING GOALS

Gilbert Perreault	81
Rick Martin	47
Mike Foligno	42
Thomas Vanek	41
Dave Andreychuk	38
Danny Gare	35
Miroslav Satan	33
Craig Ramsay	32
Rene Robert	32
Donald Audette/Don Luce/Derek Roy	30

### POWER-PLAY GOALS

Dave Andreychuk	161
Gilbert Perreault	134
Rick Martin	114
Thomas Vanek	106
Alexander Mogilny	78
Miroslav Satan	74
Danny Gare	66
Pat LaFontaine	66
Donald Audette	65
Mike Foligno	62

### PENALTY MINUTES

Rob Ray	3,189
Mike Foligno	1,448
Larry Playfair	1,392
Brad May	1,323
Matthew Barnaby	1,248
Lindy Ruff	1,128
Jim Schoenfeld	1,025
Mike Ramsey	924
Mike Hartman	890
Jerry Korab	870

### GOALTENDER WINS

Ryan Miller	284
Dominik Hasek	234
Don Edwards	156
Martin Biron	134
Tom Barrasso	124
Bob Sauve	119
Daren Puppa	96
Roger Crozier	74
Gerry Desjardins	66
Jacques Cloutier	50

### ASSISTS

Gilbert Perreault	814
Dave Andreychuk	436
Craig Ramsay	420
Phil Housley	380
Rene Robert	330
Rick Martin	313
Don Luce	310
Jason Pominville	304
Dale Hawerchuk	275
Derek Roy	266

### LASTING-LEAD GOALS

Gilbert Perreault	72
Rick Martin	53
Dave Andreychuk	49
Thomas Vanek	40
Craig Ramsay	36
Danny Gare	35
Rene Robert	35
Miroslav Satan	33
Alexander Mogilny	30
Jim Lorentz	29

### SHORTHANDED GOALS

Craig Ramsay	27
Don Luce	25
Miroslav Satan	15
Michael Peca	14
Wayne Presley	11
Jason Pominville	10
Curtis Brown	9
Ric Seiling	9
Six Players Tied	8

### GOALTENDER GAMES

Ryan Miller	540
Dominik Hasek	491
Don Edwards	307
Martin Biron	300
Tom Barrasso	266
Bob Sauve	246
Daren Puppa	215
Roger Crozier	202
Jacques Cloutier	144
Robin Lehner	133

### SHUTOUTS

Dominik Hasek	55
Ryan Miller	28
Martin Biron	18
Don Edwards	14
Tom Barrasso	13
Roger Crozier	10
Bob Sauve	7
Robin Lehner	6
Gerry Desjardins/Dave Dryden/Daren Puppa	5



# SABRES SINGLE-GAME TEAM RECORDS

## Buffalo Sabres



### GAME RESULTS

#### GREATEST MARGIN

Winning	12	(14-2 win 12-21-75 vs. Washington)
Losing	9	(11-2 loss 11-7-70 at Montreal) (9-0 loss 3-13-71 at St. Louis) (9-0 loss 10-10-81 at Montreal) (9-0 loss 12-22-87 at Boston) (9-0 loss 11-5-88 at Calgary) (9-0 loss 12-6-88 at Hartford)

#### TIE SCORE

Highest	8-8	(1-15-92 at New Jersey)
Lowest	0-0	(11-9-72 vs. California) (10-31-79 at Chicago) (2-5-83 at Quebec) (10-15-86 vs. Montreal) (11-2-96 at Colorado) (12-23-96 at New Jersey) (10-27-98 at NY Rangers) (12-8-99 vs. Ottawa) (1-13-00 at Boston) (1-21-03 vs. Pittsburgh)

### SCORING

#### Most Goals

For	14	(14-2 win 12-21-75 vs. Washington) (14-4 win 3-19-81 vs. Toronto)
Against	11	(11-2 loss 11-7-70 at Montreal)
Combined	18	(14-4 win 3-19-81 vs. Toronto)

#### Most Goals in One Period

For	9	(3-19-81 vs. Toronto)
Allowed	7	(11-7-70 at Montreal)
Combined	12	(3-19-81 vs. Toronto, Buffalo 9 and Toronto 3)

#### Most Buffalo Points

Game	40	(12-21-75 vs. Washington)
Period	23	(12-21-75 vs. Washington) (3-19-81 vs. Toronto)

#### Most Points in One Period

Combined	31	(3-19-81 vs. Toronto, Buffalo 23 and Toronto 8)
----------	----	---

#### Fastest Two Goals

For	:04	(Lee Fogolin and Don Luce, 10-17-74 vs. California)
Against	:07	(Jim Moxey and Wayne Merrick, 2-1-76 at California) (Marcel Dionne and Hartland Monahan, 1-11-78 vs. Los Angeles) (Larry DePalma and Dave Snuggerud, 11-5-92 at San Jose) (Ryan Carter and Nino Niederreiter, 11-13-14 at Minnesota)
Combined	:04	(Marian Stastny/QUE and Dale McCourt/BUF, 1-2-82 at Quebec)

### SCORING (continued)

#### FASTEST THREE GOALS

For	:39	(Pat LaFontaine, Wayne Presley and Donald Audette, 3-22-92 at Chicago)
Against	:34	(Danny Gare [2x] and Bob Manno, 10-26-84 at Detroit)
Combined	:17	(Ryan Carter/MIN, Nino Niederreiter/MIN and Zemgus Girgensons/BUF, 11-13-14 at Minnesota)

#### Fastest Two Goals by One Player

For	:05	(Nathan Gerbe, 1-21-11 vs. NY Islanders)
Against	:10	(Darryl Sittler, 2-19-72 at Toronto)

#### Fastest Three Goals by One Player

For	3:49	(Don Luce, 12-22-74 at Washington)
Against	4:55	(Rick Kehoe, 3-10-76 at Pittsburgh)

#### Fastest Goal from Opening Faceoff

For	:05	(Alexander Mogilny, 12-21-91 vs. Toronto)
Against	:09	(Yvon Cournoyer, 12-22-73 at Montreal) (Jim Wiemer, 3-27-85 vs. NY Rangers)

#### Fastest Buffalo Goals from Start of Period

One Goal	:05	(Alexander Mogilny, 12-21-91 vs. Toronto)
Two Goals	:31	(Rene Robert and Rick Martin, 1-10-74 at NY Rangers)

### SHOTS ON GOAL

#### Sabres Shots

Most	58	(2-2-75 vs. Kansas City)
Fewest	10	(10-28-14 at Toronto) (2-8-15 vs. NY Islanders)

#### Opponent Shots

Most	72	(12-10-70 at Boston)
Fewest	8	(3-21-76 vs. Kansas City)

#### Sabres and Opponents Shots Combined

Most	100	(12-10-70 vs. Boston)
Fewest	33	(10-15-83 vs. Boston)

#### Greatest Margin of Shots Favoring

Sabres	37	(3-3-82 vs. Hartford, 52-15)
Opponent	44	(12-10-70 at Boston, 72-28)

#### Sabres Shots in One Period

Most	26	(2-25-78 vs. Cleveland)
Fewest	0	(2-19-81 at Montreal) (1-16-99 at Ottawa) (10-7-11 vs. Anaheim)

#### Shots Allowed in One Period

Most	30	(12-10-70 at Boston)
Fewest	0	(3-21-76 vs. Kansas City)



# SABRES SINGLE-GAME TEAM RECORDS

## Buffalo Sabres



### SHOTS ON GOAL *(Continued)*

#### Sabres and Opponents Shots Combined in One Period

Most	41	(2-2-75 vs. Kansas City)
Fewest	5	(3-14-72 vs. Minnesota)
		(12-23-72 vs. Los Angeles)
		(1-13-74 vs. St. Louis)
		(3-17-02 at Florida)
		(11-5-15 vs. Tampa Bay)

#### Most Shots in Overtime Period

Sabres	9	(2-1-00 vs. Anaheim)
Opponent	10	(2-16-96 vs. New Jersey)
Combined	14	(12-8-17 at Chicago)

### PENALTY MINUTES

#### Most Penalty Minutes

Sabres	188	(3-31-92 at Minnesota)
Opponent	172	(3-31-92 at Minnesota)
Combined	360	(3-31-92 at Minnesota)



# ALL-TIME DRAFT PICKS

## Buffalo Sabres



### 1970 DRAFT PICKS

PLAYER	RD.	NO.	POS.	LAST TEAM
Perreault, Gilbert	1	1	C	Montreal Jr. Canadiens
Deadmarsh, Butch	2	15	LW	Brandon Wheat Kings
Cuddie, Steve	3	29	D	Toronto Marlboros
Wyrozub, Randy	4	43	C	Edmonton Oil Kings
Morton, Mike	5	57	F	Shawinigan Bruins
Keeler, Tim	6	71	D	Niagara Falls Flyers
Regan, Tim	7	84	G	Boston University
Rombough, Doug	8	97	C	St. Catharines Black Hawks
Nadeau, Luc	9	107	C	Drummondville Rangers

### 1971 DRAFT PICKS

PLAYER	RD.	NO.	POS.	LAST TEAM
Martin, Richard	1	5	LW	Montreal Jr. Canadiens
Ramsay, Craig	2	19	LW	Peterborough TPT's
Hajt, Bill	3	33	D	Saskatoon Blades
Richer, Robert	4	47	C	Three Rivers Dukes
Warr, Steve	5	61	D	Clarkson University
Duguay, Pierre	6	75	C	Quebec Remparts

### 1972 DRAFT PICKS

PLAYER	RD.	NO.	POS.	LAST TEAM
Schoenfeld, Jim	1	5	D	Niagara Falls Flyers
Carriere, Larry	2	25	D	Loyola Univ. (Montreal)
McMasters, Jim	3	37	D	Calgary Centennials
Campeau, Richard	4	53	D	Sorel Black Hawks
Gratton, Gilles	5	69	G	Oshawa Generals
McNab, Peter	6	85	RW	University of Denver

### 1973 DRAFT PICKS

PLAYER	RD.	NO.	POS.	LAST TEAM
Titanic, Morris	1	12	LW	Sudbury Wolves
Landry, Jean	2	28	D	Quebec Remparts
Deschamps, Andre	3	44	LW	Quebec Remparts
Dupuis, Yvon	4	60	LW	Quebec Remparts
Smulders, Bob	5	76	RW	Peterborough TPT's
Korzack, Neil	6	92	RW	Peterborough TPT's
Young, Bob	7	108	D	University of Denver
O'Connell, Tim	8	124	RW	University of Vermont

### 1974 DRAFT PICKS

PLAYER	RD.	NO.	POS.	LAST TEAM
Fogolin, Lee	1	11	D	Oshawa Generals
Gare, Danny	2	29	RW	Calgary Centennials
Deziel, Michel	3	47	LW	Sorel Black Hawks
McIntosh, Paul	4	65	D	Peterborough TPT's
Lariviere, Gary	5	83	D	St. Catharines Black Hawks
Given, David	6	101	D	Brown University
Noreau, Bernard	7	119	RW	Laval National
Constantin, Charles	8	136	LW	Quebec Remparts
Jodzio, Rick	9	153	LW	Hamilton Red Wings
Smith, Derek	10	168	C	Ottawa 67's
Tsujimoto, Taro	11	183	C	Tokyo Katanas
Geoffrion, Bob	12	196	LW	Cornwall Royals



# ALL-TIME DRAFT PICKS

## Buffalo Sabres



### 1975 DRAFT PICKS

PLAYER	RD.	NO.	POS.	LAST TEAM
Sauve, Bob	1	17	G	Laval National
Breitenbach, Ken	2	35	D	St. Catharines Black Hawks
Martin, Terry	3	44	LW	London Knights
McAdam, Gary	3	53	RW	St. Catharines Black Hawks
Neeld, Greg	4	71	D	Calgary Centennials
Edwards, Don	5	89	G	Kitchener Rangers
Minor, Jim	6	107	LW	Regina Pats
Rowe, Grant	7	125	D	Ottawa 67's
Tidey, Alex	8	143	RW	Lethbridge Broncos
Whitby, Andy	9	159	RW	Oshawa Generals
Moher, Len	10	174	G	University of Notre Dame

### 1976 DRAFT PICKS

PLAYER	RD.	NO.	POS.	LAST TEAM
Kowal, Joe	2	33	LW	Hamilton Fincups
Maze, Henry	4	69	LW	Edmonton Oil Kings
Roscoe, Ron	5	87	D	Hamilton Fincups
Lemieux, Don	6	105	D	Three Rivers Draveurs

### 1977 DRAFT PICKS

PLAYER	RD.	NO.	POS.	LAST TEAM
Seiling, Ric	1	14	RW	St. Catharines Fincups
Areschenkoff, Ron	2	32	C	Medicine Hat Tigers
Stewart, Bill	4	68	D	Niagara Falls Flyers
Sirois, Richard	5	86	G	Laval National
Ramsey, Wayne	6	104	D	Brandon Wheat Kings

### 1978 DRAFT PICKS

PLAYER	RD.	NO.	POS.	LAST TEAM
Playfair, Larry	1	13	D	Portland Winter Hawks
McKegney, Tony	2	32	LW	Kingston Canadiens
McClanahan, Rob	3	49	LW	University of Minnesota
Gazdic, Mike	4	66	D	Sudbury Wolves
Ireland, Randy	5	82	G	Portland Winter Hawks
McGregor, Cam	6	99	LW	Cornwall Royals
Eastman, Dan	7	116	C	London Knights
Stroebe, Eric	8	133	C	University of Minnesota
O'Sullivan, Eugene	9	150	C	Calgary Wranglers

### 1979 DRAFT PICKS

PLAYER	RD.	NO.	POS.	LAST TEAM
Ramsey, Mike	1	11	D	University of Minnesota
Ruff, Lindy	2	32	D	Lethbridge Broncos
Robinson, Mark	3	53	D	Victoria Cougars
Cloutier, Jacques	3	55	G	Three Rivers Draveurs
Hamel, Gilles	4	74	LW	Laval National
Haworth, Alan	5	95	C	Sherbrooke Beavers
Knickle, Rick	6	116	G	Brandon Wheat Kings

### 1980 DRAFT PICKS

PLAYER	RD.	NO.	POS.	LAST TEAM
Patrick, Steve	1	20	RW	Brandon Wheat Kings
Moller, Mike	2	41	RW	Lethbridge Broncos
McKenna, Sean	3	56	RW	Sherbrooke Beavers
North, Jay	3	62	C	Jefferson (Minn.) H.S.



# ALL-TIME DRAFT PICKS

## Buffalo Sabres



### 1980 DRAFT PICKS *(continued)*

PLAYER	RD.	NO.	POS.	LAST TEAM
Wiemer, Jim	4	83	D	Peterborough Petes
Rueter, Dirk	5	104	D	Sault St. Marie Greyhounds
Naud, Daniel	6	125	D	Sorel Black Hawks
Paavola, Jari	7	146	G	T.P.S. (Finland)
Cunneyworth, Randy	8	167	C	Ottawa 67's
Beckon, Dave	9	188	C	Peterborough Petes
Bader, John	10	209	LW	Irondale (Minn.) H.S.

### 1981 DRAFT PICKS

PLAYER	RD.	NO.	POS.	LAST TEAM
Dudacek, Jiri	1	17	RW	Czechoslovakia
Virta, Hannu	2	38	D	T.P.S. (Finland)
Aldred, Jim	3	59	LW	Kingston Canadiens
Chisholm, Colin	3	60	D	Calgary Wranglers
Eatough, Jeff	4	80	RW	Cornwall Royals
Wikberg, Anders	4	83	LW	Timra (Sweden)
Eivola, Mauri	5	101	C	T.P.S. (Finland)
Butorac, Ali	6	122	D	Ottawa 67's
Leime, Heikki	7	143	D	T.P.S. (Finland)
Orlando, Gates	8	164	C	Providence College
Sebek, Venci	9	185	D	Niagara Falls Flyers
Harper, Warren	10	206	RW	Prince Albert

### 1982 DRAFT PICKS

PLAYER	RD.	NO.	POS.	LAST TEAM
Housley, Phil	1	6	D	South St. Paul (Minn.) H.S.
Cyr, Paul	1	9	LW	Victoria Cougars
Andreychuk, Dave	1	16	C	Oshawa Generals
Anderson, Mike	2	26	C	North St. Paul (Minn.) H.S.
Johansson, Jens	2	30	D	Pitea (Sweden)
Jutila, Timo	4	68	D	Tappara (Finland)
Hamilton, Jeff	4	79	C	Providence College
Logan, Bob	5	100	RW	West Island
Parker, Jeff	6	111	C	Mariner (Minn.) H.S.
Gustavsson, Jacob	6	121	G	Almtuna (Sweden)
Bishop, Alan	7	142	D	Niagara Falls Flyers
Verret, Claude	8	163	C	Three Rivers Draveurs
Norman, Rob	9	184	RW	Cornwall Royals
Craig, Mike	10	205	G	Billings Bighorns
Plankers, Jim	11	226	D	Cloquet (Minn.) H.S.

### 1983 DRAFT PICKS

PLAYER	RD.	NO.	POS.	LAST TEAM
Barrasso, Tom	1	5	G	Acton-Boxborough H.S.
Lacombe, Normand	1	10	RW	Univ. of New Hampshire
Creighton, Adam	1	11	C	Ottawa 67's
Tucker, John	2	31	C	Kitchener Rangers
Hajdu, Richard	2	34	LW	Kamloops Jr. Oilers
Puppa, Daren	4	74	G	Kirkland Lake Intermediates
Meyer, Jayson	5	94	D	Regina Pats
Hofford, James	6	114	D	Windsor Spitfires
Ruutu, Christian	7	134	C	Assat (Finland)
McSween, Don	8	154	D	Redford (Mich.) Royals
Hoover, Tim	9	174	D	Sault St. Marie Greyhounds
Ferner, Mark	10	194	D	Kamloops Blazers
Krupp, Uwe	11	214	D	Kolner (West Germany)
Hamelin, Marc	12	234	G	Shawinigan Cataracts
Salfi, Kermit	12	235	LW	Northwood Prep H.S.



# ALL-TIME DRAFT PICKS

## Buffalo Sabres



### 1984 DRAFT PICKS

PLAYER	RD.	NO.	POS.	LAST TEAM
Andersson, Mikael	1	18	LW	Vastra Frolunda (Sweden)
Trapp, Doug	2	39	LW	Regina Pats
Sheppard, Ray	3	60	RW	Cornwall Royals
Halkidis, Bob	4	81	D	London Knights
Rampton, Joey	5	102	LW	Sault Ste. Marie Greyhounds
Gasseau, James	6	123	D	Drummondville
Wakaluk, Darcy	7	144	G	Kelowna Wings
Stamert, Orwar	8	165	D	Djurgardens (Sweden)
McKinnon, Brian	10	207	C	Ottawa 67's
Delcourt, Grant	11	228	RW	Kelowna Wings
Baker, Sean	12	249	LW	Seattle Breakers

### 1985 DRAFT PICKS

PLAYER	RD.	NO.	POS.	LAST TEAM
Johansson, Calle	1	14	D	Vastra Frolunda (Sweden)
Hogue, Benoit	2	35	C	St. Jean Beavers
Gretzky, Keith	3	56	C	Windsor Compuware Spitfires
Moylan, Dave	4	77	D	Sudbury Wolves
Priestlay, Ken	5	98	C	Victoria Cougars
Reekie, Joe	6	119	D	Cornwall Royals
Matikainen, Petri	7	140	D	Sapko (Finland)
Kaese, Trent	8	161	RW	Lethbridge Broncos
Sejba, Jiri	9	182	LW	Dukla Jihlava (Czech.)
Sutton, Boyd	10	203	C	Stratford Jr. B
Larose, Guy	11	224	C	Guelph Platers
Baumgartner, Ken	12	245	D	Prince Albert Raiders

### 1986 DRAFT PICKS

PLAYER	RD.	NO.	POS.	LAST TEAM
Anderson, Shawn	1	5	D	Team Canada
Brown, Greg	2	26	D	St. Mark's H.S.
Corkum, Bob	3	47	RW	University of Maine
Kerr, Kevin	3	56	RW	Windsor Compuware Spitfires
Baseggio, David	4	68	D	Yale University
Rooney, Larry	5	89	D	Thayer
Baldris, Miguel	6	110	D	Shawinigan Cataracts
Hartman, Mike	7	131	RW	North Bay Centennials
Guay, Francois	8	152	LW	Laval Titans
Whitham, Shawn	9	173	D	Providence College
Rein, Kenton	10	194	G	Prince Albert Raiders
Arndt, Troy	11	215	D	Portland Winter Hawks
Capello, Jeff	S1	5	LW	University of Vermont
Cullen, John	S2	10	C	Boston University

### 1987 DRAFT PICKS

PLAYER	RD.	NO.	POS.	LAST TEAM
Turgeon, Pierre	1	1	C	Granby Bisons
Miller, Brad	2	22	D	Regina Pats
MacVicar, Andrew	3	53	LW	Peterborough Petes
Bradley, John	4	84	G	New Hampton H.S.
Pergola, David	5	85	RW	Belmont Hill H.S.
Marshall, Chris	6	106	LW	Boston College H.S.
Flanigan, Paul	7	127	D	New Hampton H.S.
Dooley, Sean	8	148	D	Groton
Roberts, Tim	8	153	C	Deerfield Academy
Tkachuk, Grant	9	169	LW	Saskatoon Blades

Note: S in round number refers to the supplemental draft.



# ALL-TIME DRAFT PICKS

## Buffalo Sabres



### 1987 DRAFT PICKS *(continued)*

PLAYER	RD.	NO.	POS.	LAST TEAM
Herbers, Ian	10	190	D	Swift Current Broncos
Littman, David	11	211	G	Boston College
MacIlsac, Allan	12	232	LW	Guelph Platers
Snuggerud, Dave	S1	1	LW	University of Minnesota
de Carle, Mike	S2	6	RW	Lake Superior St.

### 1988 DRAFT PICKS

PLAYER	RD.	NO.	POS.	LAST TEAM
Savage, Joel	1	13	RW	Victoria Cougars
Loewen, Darcy	3	55	LW	Spokane Chiefs
Carney, Keith	4	76	D	Mt. St. Charles H.S.
Mogilny, Alexander	5	89	RW	ZSKA Moscow
Ray, Rob	5	97	LW	Cornwall Royals
Di Vita, David	6	106	D	Lake Superior State
McLaughlin, Mike	6	118	LW	Choate
Griffith, Mike	7	139	RW	Ottawa 67's
Ruoho, Daniel	8	160	D	Madison Memorial H.S.
Flaherty, Wade	9	181	G	Victoria Cougars
Nieman, Thomas	11	223	RW	Choate
Wallwork, Robert	12	244	C	Miami (Ohio) University
Davies, Clarke	S3	18	D	Ferris State University

### 1989 DRAFT PICKS

PLAYER	RD.	NO.	POS.	LAST TEAM
Haller, Kevin	1	14	D	Regina Pats
Thomas, Scott	3	56	RW	Nichols (N.Y.) H.S.
MacDonald, Doug	4	77	C	University of Wisconsin
Sutton, Ken	5	98	D	Saskatoon Blades
Pye, Bill	6	107	G	Northern Michigan University
Barkley, Mike	6	119	RW	University of Maine
Plante, Derek	8	161	C	Cloquet (Minn.) H.S.
Audette, Donald	9	183	RW	Laval Titans
Astley, Mark	10	194	D	Lake Superior State
Nelson, John	10	203	C	Toronto Marlboros
Henderson, Todd	11	224	G	Thunder Bay
Bavis, Michael	12	245	RW	Cushing Academy
Boyce, Ian	S3	19	LW	University of Vermont

### 1990 DRAFT PICKS

PLAYER	RD.	NO.	POS.	LAST TEAM
May, Brad	1	14	LW	Niagara Falls Thunder
McCarthy, Brian	4	82	C	Pingree H.S. (Mass.)
Smehlik, Richard	5	97	D	Vitkovice (Czech.)
Bojcum, Todd	5	100	G	Peterborough (OHL)
Pascall, Brad	5	103	D	University of North Dakota
Gordiuk, Viktor	7	142	LW	Krylja Sovetov
Nedoma, Milan	8	166	D	Zetor Brno (Czech.)
Winch, Jason	9	187	LW	Niagara Falls Thunder
Naud, Sylvain	10	208	RW	Laval Titans
Martin, Kenneth	11	229	LW	Belmont Hill (Mass.) H.S.
Rubachuk, Brad	12	250	C	Lethbridge Hurricanes
McFarlane, Shane	S3	24	C	University of North Dakota

### 1991 DRAFT PICKS

PLAYER	RD.	NO.	POS.	LAST TEAM
Boucher, Philippe	1	13	D	Granby Bisons
Dawe, Jason	2	35	LW	Peterborough Petes

Note: S in round number refers to the supplemental draft.



# ALL-TIME DRAFT PICKS

## Buffalo Sabres



### 1991 DRAFT PICKS *(continued)*

PLAYER	RD.	NO.	POS.	LAST TEAM
Herbers, Ian	10	190	D	Swift Current Broncos
Littman, David	11	211	G	Boston College
MacIsaac, Allan	12	232	LW	Guelph Platers
Snuggerud, Dave	S1	1	LW	University of Minnesota
de Carle, Mike	S2	6	RW	Lake Superior St.
Young, Jason	3	57	LW	Sudbury Wolves
Ambroziak, Peter	4	72	LW	Ottawa 67's
Shields, Steve	5	101	G	Univ. of Michigan
O'Donnell, Sean	6	123	D	Sudbury Wolves
Holzinger, Brian	6	124	C	Detroit Red Wings Jr. A
Snell, Chris	7	145	D	Ottawa 67's
Kuntos, Jiri	8	162	D	Jihlava (Czech.)
Iob, Tony	9	189	LW	Sault St. Marie Greyhounds
Meany, Spencer	10	211	RW	St. Lawrence University
Volkov, Mihail	11	233	RW	Krylja (U.S.S.R.)
Smith, Mike	12	255	D	Lake Superior State
Steer, Jamie	S3	19	RW	Michigan Tech

### 1992 DRAFT PICKS

PLAYER	RD.	NO.	POS.	LAST TEAM
Cooper, David	1	11	D	Medicine Hat (WHL)
Cierny, Jozef	2	35	LW	Zvolen (Czech)
Steiner, Ondrej	3	59	C	Plzen (Czech)
Melanson, Dean	4	80	D	St. Hyacinthe (QMJHL)
Barnaby, Matthew	4	83	LW	Beauport (QMJHL)
Ketterer, Markus	5	107	G	Jokerit (Finland)
Khmylev, Yuri	5	108	LW	Krylja (CIS)
Rushforth, Paul	6	131	C	North Bay (OHL)
Tiltgen, Dean	8	179	C	Tri-City (WHL)
Simon, Todd	9	203	C	Niagara Falls (OHL)
Kowalsky, Rick	10	227	RW	Sault St. Marie (OHL)
Clancy, Chris	11	251	LW	Cornwall (OHL)

### 1993 DRAFT PICKS

PLAYER	RD.	NO.	POS.	LAST TEAM
Tsygurov, Denis	2	38	D	Lada Togliatti (CIS)
Philpott, Ethan	3	64	RW	Phillips Andover Academy
Safarik, Richard	5	116	LW	Nitra (EUR)
Pozzo, Kevin	6	142	D	Moose Jaw (WHL)
Petrenko, Sergei	7	168	LW	Dynamo Moscow (CIS)
Barrie, Mike	8	194	C	Victoria (WHL)
Moore, Barrie	9	220	LW	Sudbury (OHL)
Davis, Chris	10	246	G	Calgary Royals (Tier 2)
Nichol, Scott	11	272	C	Portland (WHL)

### 1994 DRAFT PICKS

PLAYER	RD.	NO.	POS.	LAST TEAM
Primeau, Wayne	1	17	C	Owen Sound (OHL)
Brown, Curtis	2	43	C	Moose Jaw (WHL)
Ndur, Rumun	3	69	D	Guelph (OHL)
Klimentiev, Sergei	5	121	D	Medicine Hat (WHL)
Benazic, Cal	6	147	D	Medicine Hat (WHL)
Plouffe, Steve	7	168	G	Granby (QMJHL)
Hnidy, Shane	7	173	D	Prince Albert (WHL)
Webb, Steve	7	176	RW	Peterborough (OHL)
Westerby, Bob	8	199	LW	Kamloops (WHL)
Millar, Craig	9	225	D	Swift Current (WHL)
Polak, Mark	10	251	C	Medicine Hat (WHL)
Wright, Shayne	11	277	D	Owen Sound (OHL)

Note: S in round number refers to the supplemental draft.



# ALL-TIME DRAFT PICKS

## Buffalo Sabres



### 1995 DRAFT PICKS

PLAYER	RD.	NO.	POS.	LAST TEAM
McKee, Jay	1	14	D	Niagara Falls (OHL)
Biron, Martin	1	16	G	Beaumont (QMJHL)
Dufour, Mark	2	42	LW	Brandon (WHL)
Sunderland, Mathieu	3	68	RW	Drummondville (QMJHL)
Davidson, Matt	4	94	RW	Portland (WHL)
Menhart, Marian	5	111	D	Litvinov (Czech)
Popp, Kevin	5	119	D	Seattle (WHL)
Bienvenue, Daniel	5	123	LW	Val d'Or (QMJHL)
Scott, Brian	7	172	C	Kitchener (OHL)
Zanutto, Mike	8	198	C	Oshawa (OHL)
Skrlec, Rob	9	224	LW	Kamloops (WHL)

### 1996 DRAFT PICKS

PLAYER	RD.	NO.	POS.	LAST TEAM
Rasmussen, Erik	1	7	C/LW	University of Minnesota
Sarich, Cory	2	27	D	Saskatoon (WHL)
Van Oene, Darren	2	33	LW	Brandon (WHL)
Methot, Francois	3	54	C	St-Hyacinthe (QMJHL)
Walsh, Kurt	4	87	RW	Owen Sound (OHL)
Martone, Mike	4	106	D	Peterborough (OHL)
Tezikov, Alexei	5	115	D	Lada Togliatti (Russia)
Davis, Ryan	6	142	RW	Owen Sound (OHL)
Mortier, Darren	6	161	C	Sarnia (OHL)
Buhler, Scott	9	222	G	Medicine Hat (WHL)

### 1997 DRAFT PICKS

PLAYER	RD.	NO.	POS.	LAST TEAM
Noronen, Mika	1	21	G	Tappara (Finland)
Tallinder, Henrik	2	48	D	AIK (Sweden)
Afinogenov, Maxim	3	69	RW	Dynamo (Russia)
Martin, Jeff	3	75	C	Windsor (OHL)
Theoret, Luc	4	101	D	Lethbridge (WHL)
DiRoberto, Torrey	5	128	C	Seattle (WHL)
Campbell, Brian	6	156	D	Ottawa (OHL)
Adduono, Jeremy	7	184	RW	Sudbury (OHL)
Piros, Kamil	8	212	C	Litvinov (Czech)
Kemp, Dylan	9	238	D	Lethbridge (WHL)

### 1998 DRAFT PICKS

PLAYER	RD.	NO.	POS.	LAST TEAM
Kalinin, Dimitri	1	18	D	Traktor (Russia)
Peters, Andrew	2	34	LW	Oshawa (OHL)
Milley, Norman	2	47	RW	Sudbury (OHL)
Kristek, Jaroslav	2	50	RW	ZPS Zlin (Czech)
Pandolfo, Mike	3	77	LW	St. Sebastien's
Goldade, Aaron	5	137	C	Brandon (WHL)
Kotalik, Ales	6	164	RW	HC Ceske Budejovice (Czech)
Moran, Brad	7	191	C	Calgary (WHL)
Moravec, David	8	218	RW	HC Vitkovice (Czech)
Terglav, Edo	9	249	RW	Baie-Comeau (QMJHL)

### 1999 DRAFT PICKS

PLAYER	RD.	NO.	POS.	LAST TEAM
Heisten, Barrett	1	20	LW	University of Maine
Bartovic, Milan	2	35	RW	Trencin (Slovakia)
Janik, Doug	2	55	D	University of Maine
Zigomanis, Michael	2	64	C	Kingston (OHL)



# ALL-TIME DRAFT PICKS

## Buffalo Sabres



### 1999 DRAFT PICKS *(Continued)*

PLAYER	RD.	NO.	POS.	LAST TEAM
Preston, Tim	3	73	LW	Seattle (WHL)
Mosovsky, Karel	4	117	LW	Regina (WHL)
Miller, Ryan	5	138	G	Soo (NAHL)
Kinch, Matthew	5	146	D	Calgary (WHL)
Hyacinthe, Seneque	6	178	LW	Val D'Or (QMJHL)
Dececco, Bret	7	206	RW	Seattle (WHL)
Self, Brad	8	235	C	Peterborough (OHL)
Brunel, Craig	9	263	RW	Prince Albert (WHL)

### 2000 DRAFT PICKS

PLAYER	RD.	NO.	POS.	LAST TEAM
Kriukov, Artem	1	15	C	Yaroslavl (Russia)
Decaire, Gerard	2	48	D	Seattle (WHL)
Rousseau, Ghyslain	4	111	G	Baie-Comeau (QMJHL)
Denisov, Denis	5	149	D	HC Moscow (Russia)
Bizyayev, Vasily	7	213	F	CSKA Jr. (Russia)
Gaustad, Paul	7	220	C/LW	Portland (WHL)
McMorrow, Sean	8	258	D	Kitchener (OHL)
Courtney, Ryan	9	277	LW	Windsor (OHL)

### 2001 DRAFT PICKS

PLAYER	RD.	NO.	POS.	LAST TEAM
Novotny, Jiri	1	22	C	Budejovice (Czech)
Roy, Derek	2	32	C	Kitchener (OHL)
Thorburn, Chris	2	50	C	North Bay (OHL)
Pominville, Jason	2	55	RW	Shawinigan (QMJHL)
Vondrka, Michal	5	155	LW	Budejovice (Czech)
Aslund, Calle	8	234	D	Huddinge (Sweden)
Dubec, Marek	8	247	D	Vsetin (Slovakia)
Jorde, Ryan	9	279	D	Tri-City (WHL)

### 2002 DRAFT PICKS

PLAYER	RD.	NO.	POS.	LAST TEAM
Ballard, Keith	1	11	D	University of Minnesota
Paille, Daniel	1	20	LW	Guelph (OHL)
Tessier, Michael	3	76	LW	Acadie-Bathurst (QMJHL)
Adams, John	3	82	D	Boston College
Hulva, Jakub	4	108	F	Citkovic (Czech)
Magers, Marty	4	121	G	Omaha (USHL)
Sheviev, Maxim	6	178	C	Elemash Elektorstal (Russia)
Hecl, Radoslav	7	208	D	Bratislava (Slovakia)
Wideman, Dennis	8	241	D	London (OHL)
Cizek, Martin	9	271	D	HC Slavia Praha (Czech)

### 2003 DRAFT PICKS

PLAYER	RD.	NO.	POS.	LAST TEAM
Vanek, Thomas	1	5	LW	University of Minnesota
Fabry, Branislav	2	65	RW	Bratislava Jr. (Slovakia)
MacArthur, Clarke	3	74	LW	Medicine Hat (WHL)
Hejda, Jan	4	106	D	HC Slavia Praha (Czech)
Ezhov, Denis	4	114	D	Togliatti (Russia)
Morrow, Thomas	5	150	D	Des Moines (USHL)
Voroshinin, Pavel	6	172	D	Mississauga (OHL)
Paetsch, Nathan	7	202	D	Moose Jaw (WHL)
Weber, Jeff	8	235	G	Plymouth (OHL)
Martin, Louis-Phillippe	9	266	RW	Baie-Comeau (QMJHL)



# ALL-TIME DRAFT PICKS

## Buffalo Sabres



### 2004 DRAFT PICKS

PLAYER	RD.	NO.	POS.	LAST TEAM
Stafford, Drew	1	13	RW	University of North Dakota
Funk, Michael	2	43	D	Portland (WHL)
Sekera, Andrej	3	71	D	Trencin Jr. (Slovakia)
Valent, Michal	5	145	G	Martin Jr. (Slovakia)
Kaletka, Patrick	6	176	RW	Peterborough (OHL)
Mancari, Mark	7	207	RW	Ottawa (OHL)
Card, Mike	8	241	D	Kelowna (WHL)
Hunter, Dylan	9	273	LW	London (OHL)

### 2005 DRAFT PICKS

PLAYER	RD.	NO.	POS.	LAST TEAM
Zagrapan, Marek	1	13	C	Chicoutimi (QMJHL)
Gogulla, Philippe	2	48	LW	Koln (Germany)
Gragnani, Marc-Andre	3	87	D	PEI (QMJHL)
Butler, Chris	4	96	D	Sioux City (USHL)
Gerbe, Nathan	5	142	C	US Under-18 (USDL)
Dennis, Adam	6	182	G	London (OHL)
Buravchikov, Vyacheslav	6	191	D	Kryja (Russia)
Generous, Matt	7	208	D	N.E. Jr. Falcons (EJHL)
Orpik, Andrew	7	227	D	Thayer Academy (USHS)

### 2006 DRAFT PICKS

PLAYER	RD.	NO.	POS.	LAST TEAM
Persson, Dennis	1	24	D	Vasteras Jr. (Sweden)
Enroth, Jhonas	2	46	G	Sodertalje (Sweden)
Weber, Mike	2	57	D	Windsor (OHL)
Schutz, Felix	4	117	C	Saint John (QMJHL)
Biega, Alex	5	147	D	Salisbury (USHS)
Breault, Benjamin	7	207	C	Baie Comeau (QMJHL)

### 2007 DRAFT PICKS

PLAYER	RD.	NO.	POS.	LAST TEAM
Brennan, T.J.	2	31	D	St. John's (QMJHL)
Schiessel, Drew	2	59	D	Mississauga (OHL)
Tropp, Corey	3	89	F	Sioux Falls (USHL)
Eidsness, Bradley	5	139	G	Okotoks (AJHL)
Allard, Jean-Simon	5	147	C	St. John's (QMJHL)
Byron, Paul	6	179	C	Gatineau (QMJHL)
Eno, Nick	7	187	G	Green Mountain (EJHL)
MacKenzie, Drew	7	209	D	The Taft School (USHS)

### 2008 DRAFT PICKS

PLAYER	RD.	NO.	POS.	LAST TEAM
Myers, Tyler	1	12	D	Kelowna (WHL)
Ennis, Tyler	1	26	LW	Medicine Hat (WHL)
Adam, Luke	2	44	LW	St. John's (WHL)
Fienhage, Cory	3	81	D	Eastview (USHS)
Jokinen, Justin	4	101	RW	Cloquet (USHS)
Southorn, Jordon	4	104	D	PEI (QMJHL)
Lagace, Jacob	5	134	LW	Chicoutimi (QMJHL)
Crawford, Nick	6	164	D	Saginaw (OHL)

### 2009 DRAFT PICKS

PLAYER	RD.	NO.	POS.	LAST TEAM
Kassian, Zack	1	13	RW	Peterborough (OHL)
McNabb, Brayden	3	66	D	Kootenay (WHL)



# ALL-TIME DRAFT PICKS

## Buffalo Sabres



### 2009 DRAFT PICKS (Continued)

PLAYER	RD.	NO.	POS.	LAST TEAM
Foligno, Marcus	4	104	LW	Sudbury (OHL)
Adams, Mark	5	134	D	Malden Catholic (USHS)
Knapp, Connor	6	164	G	Miami (CCHA)
Legault, Maxime	7	194	RW	Shawinigan (QMJHL)

### 2010 DRAFT PICKS

PLAYER	RD.	NO.	POS.	LAST TEAM
Pysyk, Mark	1	23	D	Edmonton (WHL)
Gauthier-Leduc, Jerome	3	68	D	Rouyn-Noranda (QMJHL)
Sundher, Kevin	3	75	C	Chilliwack (WHL)
MacKenzie, Matt	3	83	D	Calgary (WHL)
Shiple, Steven	4	98	C	Owen Sound (OHL)
Sutch, Gregg	5	143	RW	Mississauga (OHL)
Henley, Cedrick	6	173	LW	Val d'Or (QMJHL)
Isackson, Christian	7	203	RW	St. Thomas (USHS)
Boychuk, Riley	7	208	LW	Portland (WHL)

### 2011 DRAFT PICKS

PLAYER	RD.	NO.	POS.	LAST TEAM
Armia, Joel	1	16	RW	Assat (SM-liiga)
Catenacci, Daniel	3	77	C	Sault Ste. Marie (OHL)
Jacobs, Colin	4	107	C	Seattle (WHL)
Lepkowski, Alex	5	137	D	Barrie (OHL)
Lieuwen, Nathan	6	167	G	Kootenay (WHL)
Navin, Brad	7	197	C	Wauvaca (USHS)

### 2012 DRAFT PICKS

PLAYER	RD.	NO.	POS.	LAST TEAM
Grigorenko, Mikhail	1	12	C	Quebec (QMJHL)
Girgensons, Zemgus	1	14	C	Dubuque (USHL)
McCabe, Jake	2	44	D	Wisconsin (WCHA)
Kea, Justin	3	73	C	Saginaw (OHL)
Nelson, Logan	5	133	C	Victoria (WHL)
Ullmark, Linus	6	163	G	MODO Jr. (Sweden)
Austin, Brady	7	193	D	Belleville (OHL)
Peterson, Judd	7	204	C/RW	Duluth Marshall (USHS)

### 2013 DRAFT PICKS

PLAYER	RD.	NO.	POS.	LAST TEAM
Ristolainen, Rasmus	1	8	D	TPS (Finland)
Zadorov, Nikita	1	16	D	London (OHL)
Compher, J.T.	2	35	LW	US Under-18 (USHL)
Hurley, Connor	2	38	C	Edina (USHS)
Bailey, Justin	2	52	RW	Kitchener (OHL)
Baptiste, Nicholas	3	69	RW	Sudbury (OHL)
Petersen, Cal	5	129	G	Waterloo (USHL)
Possler, Gustav	5	130	RW	MODO Jr. (Sweden)
Florentino, Anthony	5	143	D	South Kent (USHS)
Malone, Sean	6	159	C	US Under-18 (USHL)
Locke, Eric	7	189	C	Saginaw (OHL)

### 2014 DRAFT PICKS

PLAYER	RD.	NO.	POS.	LAST TEAM
Reinhart, Sam	1	2	C	Kootenay (WHL)
Lemieux, Brendan	2	31	LW	Barrie (OHL)



# ALL-TIME DRAFT PICKS

## Buffalo Sabres



### 2014 DRAFT PICKS (Continued)

PLAYER	RD.	NO.	POS.	LAST TEAM
Cornel, Eric	2	44	C	Peterborough (OHL)
Karabacek, Vaclav	2	49	RW	Gatineau (QMJHL)
Johansson, Jonas	3	61	G	Brynäs Jr. (Sweden)
Martin, Brycen	3	74	D	Swift Current (WHL)
Willman, Maxwell	5	121	C	Williston-North Hampton (USHS)
Brown, Christopher	6	151	C	Cranbrook Kingswood (USHS)
Olofsson, Victor	7	181	RW	MODO Jr. (Sweden)

### 2015 DRAFT PICKS

PLAYER	RD.	NO.	POS.	LAST TEAM
Eichel, Jack	1	2	C	Boston University (H-East)
Guhle, Brendan	2	51	D	Prince Albert (WHL)
Borgem, William	4	92	D	Moorhead (USHS)
Stephens, Devante	5	122	D	Kelowna (WHL)
Estephan, Giorgio	6	152	C	Lethbridge (WHL)
Chukarov, Ivan	7	182	D	Minnesota (NAHL)

### 2016 DRAFT PICKS

PLAYER	RD.	NO.	POS.	LAST TEAM
Nylander, Alexander	1	8	LW	Mississauga (OHL)
Asplund, Rasmus	2	33	C	Farjestad (Sweden)
Pu, Cliff	3	69	RW	London (OHL)
Fitzgerald, Casey	3	86	D	Boston College (H-East)
Murray, Brett	4	99	LW	Carleton Place (CCHL)
Nyberg, Philip	5	129	D	Linköping Jr. (Sweden)
Budik, Vojtech	5	130	D	Prince Albert (WHL)
Hagel, Brandon	6	159	LW	Red Deer (WHL)
Osmanski, Austin	7	189	D	Mississauga (OHL)
Glotov, Vasily	7	190	C	Lvy St. Petersburg 2 (Russia)

### 2017 DRAFT PICKS

PLAYER	RD.	NO.	POS.	LAST TEAM
Mittelstadt, Casey	1	8	C	Eden Prairie (USHS)
Davidsson, Marcus	2	37	C	Djurgårdens (Sweden)
Luukkonen, Ukko-Pekka	2	54	G	HPK Jr. (Finland)
Laaksonen, Oskari	3	89	D	Ilves Jr. (Finland)
Bryson, Jacob	4	99	D	Providence (H-East)
Weissbach, Linus	7	192	LW	Tri-City (USHL)

### 2018 DRAFT PICKS

PLAYER	RD.	NO.	POS.	LAST TEAM
Dahlin, Rasmus	1	1	D	Frolunda (Sweden)
Samuelsson, Mattias	2	32	D	US Under-18 (USHL)
Pekar, Matej	4	94	C	Muskegon (USHL)
Lindstrand Cronholm, Linus	4	117	D	Malmö Jr. (Sweden)
Kukkonen, Miska	5	125	D	Ilves Jr. (Finland)
Worge-Kreu, William	7	187	D	Linköping Jr. (Sweden)

### 2019 DRAFT PICKS

PLAYER	RD.	NO.	POS.	LAST TEAM
Cozens, Dylan	1	7	C	Lethbridge (WHL)
Johnson, Ryan	1	31	D	Sioux Falls (USHL)
Portillo, Erik	3	67	G	Frolunda Jr. (Sweden)
Huglen, Aaron	4	102	RW	Fargo (USHL)
Cederqvist, Filip	5	143	LW	Vaxjö (Sweden)
Rousek, Lukas	6	160	RW	Sparta Praha (Czech)



# ALL-TIME DRAFT PICKS

## Buffalo Sabres



### 2020 DRAFT PICKS

PLAYER	RD.	NO.	POS.	LAST TEAM
Quinn, Jack	1	8	RW	Ottawa (OHL)
Peterka, J-J	2	34	RW	München (Germany)
Costantini, Matteo	5	131	C	Buffalo (OJHL)
Lyckasen, Albert	7	193	D	Linköping Jr. (Sweden)
Konecny, Jakub	7	216	C	Sparta Praha Jr. (Czech)

### 2021 DRAFT PICKS

PLAYER	RD.	NO.	POS.	LAST TEAM
Power, Owen	1	1	D	University of Michigan (NCAA)
Rosen, Isak	1	14	RW	Leksand (SweHL)
Poltapov, Prokhor	2	33	LW	CSKA 2 (Russia Jr.)
Kisakov, Aleksandr	2	53	LW	Dynamo Moscow 2 (Russia Jr.)
Sardarian, Stiven	3	88	RW	CSKA 2 (Russia Jr.)
Bloom, Josh	3	95	LW	Saginaw (OHL)
Nadeau, Olivier	4	97	RW	Shawinigan (QMJHL)
Marjala, Viljami	5	159	LW	Quebec (QMJHL)
von Barnekow-Lofberg, William	6	161	C	Malmö (SweHL)
Novikov, Nikita	6	188	D	Dynamo Moscow 2 (Russia Jr.)
Kozak, Tyson	7	193	C	Portland (WHL)

S in round number refers to the supplemental draft.



# HISTORY OF THE AFFILIATION

## Buffalo Sabres



### HISTORY OF THE AFFILIATION

After three seasons with the Portland Pirates, the Buffalo Sabres renewed their affiliation with the Rochester Americans before the 2011-12 season. The 2021-22 season will mark the 40th season of affiliation between the Sabres and Amerks, one of the longest relationships between an NHL team and its AHL affiliate.

The Amerks are entering their historic 66th season in the American Hockey League and the team will once again be an essential pipeline for future Sabres stars.

Since the long-anticipated reunion of the two organizations, the Amerks have had a total of seven first-round picks of the Sabres play at least one game in Rochester. Jack Quinn, Buffalo's eighth overall pick in 2020, earned an early audition with the Amerks during the 2020-21 season, tying for third among team rookies with nine points (2+7) in 15 games.

Other notable first-rounders who spent time in Rochester include the duo of Mikhail Grigorenko and Zemgus Girgensons, who were selected 12th and 14th overall, respectively, in the 2012 NHL Entry Draft. Defenseman Mark Pysyk, Buffalo's first-round pick in 2010, played parts of four seasons in Rochester while Sam Reinhart, the team's second overall pick in 2014, joined the Amerks for a brief three-game stint at the end of the 2014-15 campaign. Highly touted forward Alexander Nylander spent the three seasons with the Amerks since being drafted eighth overall in 2016, making his NHL debut during the 2016-17 campaign and scoring his first NHL goal in Buffalo's final regular-season game in 2017-18. After spending his entire rookie campaign with the Sabres, Casey Mittelstadt joined the Amerks midway through the 2019-20 season. Buffalo's eighth overall pick in 2017 made an immediate impact, finishing the season with 25 points (9+16) in 36 games while also appearing in 31 contests with the Sabres.

It was during the 1979-80 campaign that the two organizations first formed a professional hockey partnership. Billy Inglis was the first head coach of the Amerks during the affiliation. Future coaches would include Mike Keenan, Joe Crozier, Jim Schoenfeld, Don Lever, John Van Boxmeer, John Tortorella, Brian McCutcheon and Randy Cunneynworth. Both Keenan (New York Rangers, 1994) and Tortorella (Tampa Bay Lightning, 2004) went on to coach NHL teams to Stanley Cup victories.

In 39 years of affiliation, the Amerks have compiled a record of 1,443-1,174-287-39 in 2,943 regular-season games and captured nine regular-season titles. During that period, the Amerks have captured three Calder Cup Championships (1983, 1987 and 1996) and have advanced to the Calder Cup Finals six times.

The Sabres and Pirates enjoyed a successful three-year affiliation (2008-09-2010-11), with the Pirates compiling a 131-79-16-13 overall record and a first-place finish in the Atlantic Division in 2010-11. During the three-year span, three Pirates players were named Dudley "Red" Garrett Memorial Award winners, an award given to the AHL's most outstanding rookie: Nathan Gerbe (2008-09), Tyler Ennis (2009-10) and Luke Adam (2010-11).

Besides the Sabres, the Amerks have been affiliated with the Montreal Canadiens, Toronto Maple Leafs, Boston Bruins, Vancouver Canucks and Florida Panthers.





ROCHESTER AMERICANS

# MEDIA INFO





# 2021-22 NHL PR DIRECTORY

## Media Information



### NHL PR DIRECTORY

TEAM	CONTACT	PHONE	EMAIL
 ANAHEIM DUCKS	Alex Gilchrist Steve Hoem Keren Lynch	714-940-2911 714-940-2909 714-940-2890	agilchrist@anaheimducks.com shoem@anaheimducks.com klynch@anaheimducks.com
 ARIZONA COYOTES	Richard Nairn Greg Dillard Rico Ripoly	623-772-3249 623-772-3306 623-772-3727	rich.nairn@arizonacoyotes.com greg.dillard@arizonacoyotes.com rico.ripoly@arizonacoyotes.com
 BOSTON BRUINS	Brandon McNelis Heidi Holland Michael Tolvo Travis Basciotta	617-624-1213 617-624-1909 617-624-1919 617-624-1211	bmcnelis@bostonbruins.com hholland@bostonbruins.com mtolvo@bostonbruins.com tbasciotta@bostonbruins.com
 BUFFALO SABRES	Nicole Hendricks Chris Dierken	716-855-4515 716-855-4417	nicole.hendricks@sabres.com chris.dierken@sabres.com
 CALGARY FLAMES	Peter Hanlon Sean Kelso Dalton Ulrich	403-777-3684 403-777-1387 403-777-3680	phanlon@calgaryflames.com skelso@calgaryflames.com dulrich@calgaryflames.com
 CAROLINA HURRICANES	Mike Sundheim Mike Brown David Piper	919-861-5477 919-861-7148 919-861-5429	mikes@carolinahurricanes.com michaelb@carolinahurricanes.com davidp@carolinahurricanes.com
 CHICAGO BLACKHAWKS	Adam Rogowin John Steinmiller Lyndsey Stroope Kaylea Konoval Will Chukerman	312-455-7025 312-455-7048 312-455-7024 312-455-7049 312-455-7179	arogowin@chicagoblackhawks.com jsteinmiller@chicagoblackhawks.com lstroope@chicagoblackhawks.com kkonoval@chicagoblackhawks.com wchukerman@chicagoblackhawks.com
 COLORADO AVALANCHE	Brendan McNicholas Danielle Bernstein	303-405-6010 303-405-6053	brendan.mcnicholas@coloradoavalanche.com danielle.bernstein@coloradoavalanche.com
 COLUMBUS BLUE JACKETS	Todd Sharrock Glenn Odebralski Madison White	614-246-4157 614-246-0288 614-246-4237	tsharrock@bluejackets.com godebralski@bluejackets.com mwhite@bluejackets.com
 DALLAS STARS	Tom Holy Ben Fromstein Joe Calvillo	214-387-5633 214-387-5551 214-387-5557	tholy@dallasstars.com bfromstein@dallasstars.com jcalvillo@dallasstars.com
 DETROIT RED WINGS	Todd Beam Kyle Kujawa Alex DiFilippo	313-471-7537 313-471-7518 313-471-7531	todd.beam@hockeytown.com kyle.kujawa@hockeytown.com alex.difilippo@hockeytown.com
 EDMONTON OILERS	Tim Shipton Jamie Cartnell Shawn May Kaite Doyle	780-822-4524 780-409-5859 780-409-5858 780-409-2695	tshipton@edmontonoilers.com jcartnell@edmontonoilers.com smay@edmontonoilers.com kdoyle@edmontonoilers.com



# 2021-22 NHL PR DIRECTORY

## Media Information



### NHL PR DIRECTORY

TEAM	CONTACT	PHONE	EMAIL
 <b>FLORIDA PANTHERS</b>	Adelyn Biedenbach Chrissy Parente Thomas Harding	954-835-7207 954-835-7714 954-835-7715	biedenbacha@floridapanthers.com parentec@floridapanthers.com hardingt@floridapanthers.com
 <b>LOS ANGELES KING</b>	Michael Altieri Jeff Moeller Rob Koch Jon Gomez Eddie Fischermann	310-535-4545 310-535-4544 310-535-4428 310-341-0659 310-535-4433	maltieri@lakings.com jmoeller@lakings.com rkoch@lakings.com jogomez@lakings.com efischermann@lakings.com
 <b>MINNESOTA WILD</b>	Aaron Sickman Megan Kogut	651-602-6009 651-312-3439	asickman@wild.com mkogut@wild.com
 <b>MONTREAL CANADIENS</b>	Paul Wilson Charles Saindon-Courtois Guillaume Ouimet Timothy Gagnon	514-925-7889 514-989-2746 514-925-2176 514-712-0749	pwilson@canadiens.com csandoincourtois@canadiens.com gouimet@canadiens.com tgagnon@canadiens.com
 <b>NASHVILLE PREDATORS</b>	Kevin Wilson Nick Barnowski Emily Polanowicz Brooks Bratten	615-770-2335 615-770-2126 615-770-2347 615-770-2293	kwilson@nashvillepredators.com nbarnowski@nashvillepredators.com epolanowicz@nashvillepredators.com bbratten@nashvillepredators.com
 <b>NEW JERSEY DEVILS</b>	Pete Albietz Nick Blackman Kyle McKenna	973-757-6118 973-757-6113 908-489-4989	palbietz@newjerseydevils.com nblackman@newjerseydevils.com kmckenna@prucenter.com
 <b>NEW YORK ISLANDERS</b>	Kimber Auerbach Jesse Eisenberg Julia Winberg	516-501-6841 516-501-6761 516-501-6730	kimber.auerbach@newyorkislanders.com jesse.eisenberg@newyorkislanders.com julia.winberg@newyorkislanders.com
 <b>NEW YORK RANGERS</b>	Ryan Nissan Lindsay Hayes Ben Segelbaum	212-465-5965 212-465-6487 212-465-6581	ryan.nissan@msg.com lindsay.hayes@msg.com ben.segelbaum@msgsports.com
 <b>OTTAWA SENATORS</b>	Chris Moore Brett Varey	613-599-0326 613-599-0261	moorec@ottawasenators.com vareyb@ottawasenators.com
 <b>PHILADELPHIA FLYERS</b>	Zack Hill Joe Sivilie Brian Smith Shannon Rostick	856-805-7385 856-805-7382 215-952-5780 215-952-5428	zack_hill@comcastspectacor.com joe_sivilie@comcastspectacor.com brian_smith@comcastspectacor.com shannon_rostlick@comcastspectacor.com
 <b>PITTSBURGH PENGUINS</b>	Jennifer Bullano Ridgley Evan Schall Emma Kilmer	412-255-1777 412-255-1804 412-255-1816	jbullano@pittsburghpenguins.com eschall@pittsburghpenguins.com ekilmer@pittsburghpenguins.com



# 2021-22 NHL PR DIRECTORY

## Media Information



### NHL PR DIRECTORY

TEAM	CONTACT	PHONE	EMAIL
 <b>SAN JOSE SHARKS</b>	Scott Emmert Kyle Stuetzel Dylan Finan	408-999-5713 408-999-6829 408-999-5177	semmert@sjs Sharks.com kstuetzel@sjs Sharks.com dfinan@sjs Sharks.com
 <b>SEATTLE KRAKEN</b>	Katie Townsend Ben Guerrero De'Aria Anderson Lindsey Brown	206-279-7852 925-487-7431 919-267-0635 847-274-8974	ktownsend@seattlekrakenhockey.com bguerrero@seattlekrakenhockey.com danderson@seattlekrakenhockey.com lbrown@seattlekrakenhockey.com
 <b>ST. LOUIS BLUES</b>	Mike Caruso Dan O'Neill	314-622-2577 314-622-5401	mcaruso@stlblues.com doneill@stlblues.com
 <b>TAMPA BAY LIGHTNING</b>	Brian Breseman Trevor Van Knotsenburg Bryan Burns	813-301-6871 813-301-6826 813-301-6575	bbreseman@amaliearena.com tvanknotsenburg@amaliearena.com bburns@amaliearena.com
 <b>TORONTO MAPLE LEAFS</b>	Steve Keogh Scott McNaughton Jennifer Redenbach Colin McBride	416-815-5761 416-815-5785 416-815-3451 416-815-5704	skeogh@torontomapleleafs.com smcnaughton@torontomapleleafs.com jredenbach@torontomapleleafs.com cmcbride@torontomapleleafs.com
 <b>VANCOUVER CANUCKS</b>	Chris Brumwell Craig MacEwen Victoria Ullrich Marcus Anderson	604-899-4623 604-899-4609 604-899-4622 604-899-7648	chris.brumwell@canucks.com craig.macewen@canucks.com victoria.ullrich@canucks.com marcus.anderson@canucks.com
 <b>VEGAS GOLDEN KNIGHTS</b>	Nate Ewell Sage Sammons Garrett Calloway	702-844-1598 702-916-2989 702-916-1690	newell@vegasgoldenknights.com ssammons@vegasgoldenknights.com gcalloway@vegasgoldenknights.com
 <b>WASHINGTON CAPITALS</b>	Sergey Kocharov Megan Eichenberg Tommy Chalk Chase Pyke	202-266-2356 202-266-2310 202-266-2357 202-266-2299	skocharov@washcaps.com meichenberg@washcaps.com tchalk@washcaps.com cpyke@washcaps.com
 <b>WINNIPEG JETS</b>	Rob Wozny Scott Brown Greger Buer Scott Unger	204-926-5804 204-926-5570 204-926-5584 204-926-5849	rwozny@inse.com sbrown@winnipegjets.com gbuer@winnipegjets.com sunger@winnipegjets.com



# 2021-22 AHL PR DIRECTORY

## Media Information



### AHL PR DIRECTORY

TEAM	CONTACT	PHONE	EMAIL
 AMERICAN HOCKEY LEAGUE	Jason Chaimovitch	413-495-1027	jchaimovitch@theahl.com
 ABBOTSFORD CANUCKS	Ben Goodman	604-743-5084	ben.goodman@abbotsfordcanucks.com
 BAKERSFIELD CONDORS	Ryan Holt	661-324-7825	rholt@bakersfieldcondors.com
 BELLEVILLE SENATORS	David Foot	613-967-8067	footd@bellevillesens.com
 BRIDGEPORT ISLANDERS	Alan Fuehring	203-345-4824	alan.fuehring@harboryardse.com
 CHARLOTTE CHECKERS	Paul Branecky	704-940-4086	pbranecky@gocheckers.com
 CHICAGO WOLVES	Lindsey Willhite	847-832-1964	lwillhite@chicagowolves.com
 CLEVELAND MONSTERS	Ben Adams	216-420-2935	badams@clevelandmonsters.com
 COLORADO EAGLES	Kevin McGlue	970-686-7468	kmcglue@coloradoeagles.com
 GRAND RAPIDS GRIFFINS	Randy Cleves	616-988-0246	rcleves@griffinshockey.com
 HARTFORD WOLF PACK	Alex Thomas	860-722-9425	alex.thomas@spectrarp.com
 HENDERSON SILVER KNIGHTS	Brian McCormack	702-521-8386	bmccormack@hendersonsilverknights.com
 HERSHEY BEARS	Zack Fisch	717-534-8994	zsfisch@hersheypa.com
 IOWA WILD	Ben Gislason	515-564-8712	bgislason@iowawild.com
 LAVAL ROCKET	Charles Saindon-Courtois	514-989-2760	cscourtois@canadiens.com
 LEHIGH VALLEY PHANTOMS	Bob Rotruck	610-224-4625	brotruck@phantomshockey.com
 MANITOBA MOOSE	Daniel Fink	204-926-5769	dfink@moosehockey.com



# 2021-22 AHL PR DIRECTORY

## Media Information



### AHL PR DIRECTORY

TEAM	CONTACT	PHONE	EMAIL
 MILWAUKEE ADMIRALS	Charlie Larson	414-227-0807	clarson@milwaukeeadmirals.com
 ONTARIO REIGN	Jared Shafran	909-941-7884	jshafran@ontarioreign.com
 PROVIDENCE BRUINS	Jeff Hagan	401-680-4717	hagan@pseagency.com
 ROCHESTER AMERICANS	Warren Kosel	585-286-9928	wkosel@amerks.com
 ROCKFORD ICEHOGS	Joseph Zakrzewski	815-420-5555	zakrzewskij@icehogs.com
 SAN DIEGO GULLS	Aaron Cooney	619-359-4704	acooney@sandiegogulls.com
 SAN JOSE BARRACUDA	Nick Nollenberger	408-287-7070	nnollenberger@sbarracuda.com
 SPRINGFIELD THUNDERBIRDS	Ryan Smith	413-417-2298	rsmith@springfieldthunderbirds.com
 STOCKTON HEAT	Brandon Weiss	209-373-1524	bweiss@stocktonheat.com
 SYRACUSE CRUNCH	Megan Cahill	315-473-4444	mcahill@syracusecrunch.com
 TEXAS STARS	Brian Tosti	512-600-5016	btosti@texasstars.com
 TORONTO MARLIES	Kate Bascom	416-263-3922	kbascom@torontomarlies.com
 TUCSON ROADRUNNERS	Adrian Denny	520-495-5033	adrian.denny@tucsonroadrunners.com
 UTICA COMETS	Jason Shaya	315-790-9070	jasonshaya@uticacomets.com
 WILKES-BARRE/SCRANTON PENGUINS	Nick Hart	570-208-7367	nhart@wbspenguins.com



# 2021-22 ECHL PR DIRECTORY

## Media Information

### ECHL PR DIRECTORY

#### ECHL

Joe Babik  
Director of Communications  
jbabik@echl.com  
(609) 212-1225

#### ADIRONDACK THUNDER

Evan Pivnick  
Director, Communications & Broadcasting  
epivnick@echlthunder.com  
(518) 480-3355

#### ALLEN AMERICANS

Tommy Daniels  
Director of Communications/Broadcasting  
tommy@allenamericans.com  
(972) 912-9014

#### ATLANTA GLADIATORS

Mike Folta  
Director of Communications/Broadcasting  
mfolta@atlantagladiators.com  
(770) 497-5110

#### CINCINNATI CYCLONES

Andrew Mossbrooks  
Director of Public Relations/Broadcasting  
amosbrooks@heritagebankcenter.com  
(513) 421-1342

#### FLORIDA EVERBLADES

Adam Winslow  
Director, Marketing, PR & Community Relations  
adamw@floridaeverblades.com  
(239) 948-7825, x-1102

#### FORT WAYNE KOMETS

Shane Albahrani  
Director of Broadcasting/Communications  
shane@komets.com  
(260) 483-0011

#### GREENVILLE SWAMP RABBITS

Mark Shelley  
Manager of Media Relations/Broadcaster  
jkuhns@swamprabbits.com  
(864) 250-4948

#### IDAHO STEELHEADS

Collin Schuck  
Director of Broadcasting/Media Relations  
collin@idahosteelheads.com  
(208) 472-2119

#### INDY FUEL

Mark Grainda  
Director of Media Relations  
mgrainda@indyfuelhockey.com  
(317) 533-5477

#### IOWA HEARTLANDERS

David Fine  
Director of Communications/Broadcaster  
david@iowaheartlanders.com  
(319) 249-6298

#### JACKSONVILLE ICEMEN

Alex Reed  
Director of Communications/Broadcasting  
alexr@jacksonvilleicemen.com  
(904) 661-7192

#### KALAMAZOO WINGS

John Peterson  
Director of Public Relations/Broadcaster  
jpeterson@kwings.com  
(269) 226-0394

#### KANSAS CITY MAVERICKS

Anna Podleski  
Manager of Communications  
apodleski@kcmavericks.com  
(816) 285-8031

#### MAINE MARINERS

Michael Keeley  
Media Relations/Broadcast Manager  
Michael\_Keeley@comcastspectacor.com  
(207) 761-0589

#### NEWFOUNDLAND GROWLERS

Ken O'Leary  
Manager of Communications  
kenny@nlse.ca  
(709) 699-0832

#### NORFOLK ADMIRALS

Weston Dewitt  
Director of Communications/Broadcaster  
wdewitt@norfolkadmirals.com  
(757) 640-1212, x-12

#### ORLANDO SOLAR BEARS

Jesse Liebman  
Director of Public Relations and Broadcasting  
jliebman@orlandosolarbearshockey.com  
(407) 951-8200

#### RAPID CITY RUSH

Brian Gardner  
Manager of Media Relations/Broadcaster  
bgardner@rapidcityrush.com  
(605) 716-7825

#### READING ROYALS

Dylan Coyle  
Director of Communications  
dcoyle@royalshockey.com  
(610) 898-7219

#### SOUTH CAROLINA STINGRAYS

Cody Lefkowitz  
Director of Communications/Broadcaster  
clefkowitz@stingrayshockey.com  
(843) 744-2248, x-1203

#### TOLEDO WALLEYE

Matt Melzak  
Communications Director  
mmelzak@toledowalleye.com  
(419) 725-9255

#### TROIS-RIVIÈRES LIONS

Gabriel Leblanc  
Communications Coordinator  
gabriel@lions3r.com  
(438) 496-4574

#### TULSA OILERS

Zack Reynolds  
Director of Media Relations/Broadcaster  
zack@tulsaoilers.com  
(918) 632-7825

#### UTAH GRIZZLIES

Tyson Whiting  
Director of Communications/Broadcasting  
adenny@maverikcenter.com  
(801) 988-8017

#### WHEELING NAILERS

DJ Abisalih  
Broadcaster/Director of Media Relations  
djabisalih@wheelingnailers.com  
(304) 234-4625

#### WICHITA THUNDER

Jason Mals  
Director of Communications  
jmals@wichitathunder.com  
(316) 264-4625

#### WORCESTER RAILERS

Cam McGuire  
Manager of Communications and  
Broadcasting  
camm@railershc.com  
(508) 365-1751





# 2021-22 ROCHESTER MEDIA DIRECTORY

## Media Information

### PRINT

#### DEMOCRAT & CHRONICLE (Gannett Newspapers)

245 East Main St.  
Rochester, NY 14614-2003  
232-7100  
www.democratandchronicle.com  
Sports Desk: 258-2447  
Sports Fax: 258-2776  
News Fax: 258-2237

#### Rochester Business Journal

16 West Main St. | Suite 341  
Rochester, NY 14614  
232-6290  
www.rbj.net  
Phone: 653-4020  
Contact: Kevin Oklobzija

#### The Messenger Post

73 Buffalo Street  
Canandaigua, NY 14424-1085  
394-0770  
Sports Desk: 1-800-724-2099  
Sports Fax: 394-4160  
Contact: Bob Chavez

#### Batavia News

2 Apollo Drive  
PO BOX 870  
Batavia, NY 14020  
Sports Desk: (716) 343-8000 ext. 131  
Sports Fax: (716) 345-1632

#### Sports and Leisure Magazine

469 Virginia Street  
Buffalo, NY 14202  
Phone: (716) 876-2738  
Fax: (716) 874-8289

### RADIO

#### WBEE 92.5-FM, ESPN 95.7-FM, WCMF 96.5-FM, WPXY 97.9-FM, WBZA 98.9-FM, WROC 950-AM

High Falls Studio  
70 Commercial Street  
Rochester, NY 14614  
Phone: 423-2900  
Fax: 423-2947  
Contact: Mike Danger, Pat Duffy, Sandy Waters

#### WBER 90.5 FM

2596 Baird Road  
Penfield, NY 14526  
Phone: 381-4353  
Fax: 419-8191  
Contact: Joe Juisto

### RADIO

#### 95.7 ESPN ROCHESTER RADIO

High Falls Studio  
70 Commercial Street  
Rochester, NY 14614  
Phone: 454-3776  
Fax: 423-2947  
Contact: Mike Danger, Gene Battaglia

#### WHAM 1180-AM, WHTK 1280-AM, Radio 95.1-FM, The Drive 100.5-FM, Sunny 102-FM, 106.7-FM KISS-FM, The Bull 107.3-FM, FOX Sports 1280 Rochester

PO BOX 40400  
Rochester, NY 14604  
Phone: 454-4884  
Fax: 262-2334  
Contact: John DiTullio, Phil Mercado

#### WYSL 1040-AM

5620 South Lima Road  
Avon, NY 14414  
Phone: 346-3000  
Fax: 346-0450  
Contact: J.C. Delass

#### WXXI 1370-AM, 91.5-FM & 90.3-FM

280 State Street  
PO Box 30021  
Rochester, NY 14603-3021  
Phone: 325-7500 & 258-0200  
Fax: 258-0339  
Email: newsroom@wxxi.org  
Contact: Peter Iglinski

#### WGR 550 Sports Radio

550 Corporate Parkway  
Suite 200  
Buffalo, NY 14226  
Phone: (716) 803-0550  
Fax: (716) 832-3080  
Contact: Howard Simon, Jeremy White,  
Paul Hamilton, Brayton Wilson

### TELEVISION

#### WROC TV-8 (CBS)

201 Humboldt Street  
Rochester, NY 14610-1093  
288-8400  
Sports Phone: 288-2186  
Sports Fax: 288-1505  
Contacts: Thad Brown (Sports Director)  
AJ Feldman  
Carl Jones  
News Producer: Mark Gruba



# 2021-22 ROCHESTER MEDIA DIRECTORY

## Media Information

### TELEVISION



#### WHEC TV-10 (NBC)

191 East Avenue  
Rochester, NY 14610  
546-5670  
Sports Phone: 262-6236  
Sports Fax: 546-6842  
Contacts: Jackson Roberts (Sports Director)  
Carly Mascitti  
News Producer: Ray Montinarello

#### 13WHAM-TV (ABC) and WUHF TV-31 (FOX)

4225 W. Henrietta Road  
Rochester, NY 14623  
334-8700  
Sports Phone: 334-4250  
Sports Fax: 321-2291 / 334-8719  
Contacts: Mike Catalana (Sports Director)  
Dan Fetes  
Jenna Cottrell  
News Producer: Mike DiGiorgio

#### Spectrum News (Sports)

71 Mt. Hope Avenue  
Rochester, NY 14620  
756-2424  
Sports Phone: 756-1561  
Sports Fax: 756-1673  
Contacts: Kevin Carroll (Sports Director)

#### WBGT-TV (My 18)

1320 Buffalo Rd  
Suite 111  
Rochester, NY 14624  
Phone: 235-1870  
Fax: 235-0574  
Email: info@wbgttv.com  
Contact: Gary Sajdak

#### WXXI

280 State Street  
Rochester, NY 14603  
Phone: 325-7500  
Fax: 258-0339  
Email: newsroom@wxxi.org  
Contact: Randy Gorbman



# 2021-22 AMERKS PRACTICE PROCEDURES

## Media Information

### ENTRY PROCEDURES

All media attending Amerks practices will enter The Blue Cross Arena through the main entrance off Exchange Blvd. The entrance will be open 15 minutes prior to the scheduled start of practice.

Per AHL protocols, all media/broadcast personnel in Club spaces that may be occupied by players are required to be: (i) Fully Vaccinated; and (ii) masked at all times while in such areas.

Please check your temperature before leaving for the arena. If your temperature is at or above 100.4°F, do not come to the arena.

Before entering Blue Cross Arena, you will be required to complete the online questionnaire at [amerks.com/media](https://amerks.com/media) or by visiting visitors.  
[bluecrossarena.com](https://bluecrossarena.com). This questionnaire must be completed on each day that you enter the arena and can be completed from a computer or mobile device.

Upon arrival on your first day of practice, please be prepared to show proof of vaccination to a member of the Amerks PR staff via physical CDC-issued vaccination card (photo will not be accepted), NYS Excelsior Pass or government digital vaccine proof from outside NYS.

### PRACTICE PROTOCOLS

Once inside Blue Cross Arena, media may watch practice from sections 105 through 108. Photographers may shoot from those sections, along the glass or at ice level using any of the available shooting holes in the corners of the rink.

When sitting in the arena bowl, please spread out and leave at least three seats between yourself and the closest person. The press box can also be made available to any media members that should need it. Please make arrangements with Amerks PR in advance. Media members should not pass-through hockey hallway without a member of the Amerks PR staff present.

### POST-SKATE MEDIA AVAILABILITIES

Media availabilities with media members and players, coaches, and/or hockey operations personnel will take place both in-person and virtually via Zoom. A six-foot distance must be maintained for all in-person interviews. Head coach Seth Appert and select players will be made available on practice days in a press conference-style format.

Due to space limitations, the Amerks locker room will not be open to media. For this season, all interviews will take place in the vacant dressing room at the end of the hallway. Media members are asked to enter and exit through the door closest to Court St. The other door closest to the Amerks locker room will be reserved solely for team personnel.

To access the media room, walk down the stairs to the right of section 127 and enter back hallway by way of Zamboni entrance. Proceed right towards back hallway and the media room will be straight ahead.

Amerks PR will do their best to accommodate one-on-one requests. Any one-on-one requests should be made to a member of the Amerks PR staff at least 24 hours in advance.

### INTERNET ACCESS

Media can access the "BCA Media" network by entering "Season21-22" as the password.

### EXIT PROCEDURES

After practice, media and photographers are welcome to leave Blue Cross Arena through the doors at the end of the hallway off Court St.



# 2021-22 AMERKS GAME DAY PROCEDURES

## Media Information

### ENTRY PROCEDURES

All media covering Amerks games will enter The Blue Cross Arena through the main entrance off Exchange Blvd. The entrance and Pass Gate will be open two hours and 15 minutes prior to the opening face-off and will close 15 minutes after puck-drop.

Game-night credentials can be picked up at the Pass Gate, which is located in-between the Box Office and Team Store just off the main atrium of Blue Cross Arena.

Per AHL protocols, all media/broadcast personnel in Club spaces that may be occupied by players are required to be: (i) Fully Vaccinated; and (ii) masked at all times while in such areas.

Please check your temperature before leaving for the arena. If your temperature is at or above 100.4°F, do not come to the arena.

Before entering Blue Cross Arena, you will be required to complete the online questionnaire at [www.amerks.com/media](http://www.amerks.com/media) or by visiting [visitors.bluecrossarena.com](http://visitors.bluecrossarena.com). This questionnaire must be completed on each day that you enter the arena and can be completed from a computer or mobile device.

Upon arrival to the game, please be prepared to show proof of vaccination at the Pass Gate via physical CDC-issued vaccination card (photo will not be accepted), NYS Excelsior Pass or government digital vaccine proof from outside NYS.

### CREDENTIALS

Season and game-night credentials are available only to those media members who cover the team on a regular basis on assignment from a legitimate media outlet. Those who need media credentials for an individual game should contact Warren Kosel in the Amerks Public Relations department by 5:00 p.m. the day before a game, and by 5:00 p.m. on Friday before a Sunday game. All requests for individual game seating should be submitted by the publication editor using a professional email account. Furthermore, freelance photographers will be admitted on an assignment-only basis, which must come from the photo editor. Press box seats are filled on a space-available basis. Media credentials will be available two hours before game time.

### PRESS BOX PROCEDURES

All working media with the exception of photographers will return to the press box this season. Seating assignments will be posted throughout the press box. Although spacing is limited, please make every effort to maintain social distancing when possible. Mask-wearing is required at all times.

### GAME-NIGHT INFORMATION

All game-night materials, including rosters, game notes, media kits and press clips, will be again provided digitally and will be available for download via the Amerks digital press box located at [www.amerks.com/media](http://www.amerks.com/media). Game highlights will continue to be made available on the SendtoNews platform. A pre-game media meal will be served for credentialed media, scouts and game-night staff in the Memorial Room on the riverside of Blue Cross Arena.

### POST-GAME MEDIA AVAILABILITIES

Media availabilities with media members and players, coaches, and/or hockey operations personnel will take place both in-person and virtually via Zoom. A six-foot distance must be maintained for all in-person interviews. Following the conclusion of the game, head coach Seth Appert and select players will be made available in a press conference-style format. Interviews will take place approximately 10 minutes after the game.

Due to space limitations, the Amerks locker room will not be open to media. For this season, all interviews will take place in the vacant dressing room at the end of the hallway. Media members are asked to enter and exit through the door closest to Court St. The other door closest to the Amerks locker room will be reserved solely for team personnel.

To access the media room, walk down the stairs to the right of section 127 and enter back hallway by way of Zamboni entrance. Proceed right towards back hallway and the media room will be straight ahead.



# 2021-22 AMERKS GAME DAY PROCEDURES

## Media Information

### INTERNET ACCESS

---

Media can access the "BCA Media" network by entering "Season21-22" as the password.

### EXIT PROCEDURES

---

After practice, media and photographers are welcome to leave Blue Cross Arena through the doors at the end of the hallway off Court St.

---



# IMPORTANT DIRECTIONS

## Media Information

### FROM THE ROCHESTER INTERNATIONAL AIRPORT TO THE BLUE CROSS ARENA

390 North to 490 East. 490 East to Plymouth Avenue Exit. Turn Right at Plymouth Avenue to Broad Street. Left at Broad Street and The Blue Cross Arena is two blocks ahead at the corner of Broad Street and Exchange Street.

Address: The Blue Cross Arena, One War Memorial Square, Rochester, NY 14614. Phone: (585) 454-5335

### FROM BUFFALO AND POINTS WEST

I-90 East to Exit 47 (Leroy). 490 East to Plymouth Avenue Exit. Turn Right at Plymouth Avenue to Broad Street. Left at Broad Street and The Blue Cross Arena is two blocks ahead at the corner of Broad Street and Exchange Street.

### FROM SYRACUSE AND POINTS EAST

I-90 West to Exit 45 (Victor). 490 West to Clinton Avenue Downtown Exit. Turn Left at Court Street. Follow Court Street and The Blue Cross Arena is two blocks ahead at the corner of Court Street and Exchange Street.

### BILL GRAY'S REGIONAL ICEPLEX (AMERKS' PRACTICE FACILITY) FROM BUFFALO

I-90 to Exit 46. Take 390 North to East Henrietta Road (Highway 15A) Exit. Follow East Henrietta one traffic light past Brighton-Henrietta Townline Road; turn Right at the light. Turn Right at the Monroe Community College signs; the complex is located towards the back of the campus. (716) 424-4625.

### BILL GRAY'S REGIONAL ICEPLEX FROM ROCHESTER AND SURROUNDING AREA

#### From 590 South:

Take 590 South into 390 North. Get off at exit 16B (E. Henrietta Rd.). At the light, take a left and go down 1/4 mile. On your left hand side you will see the MCC Campus. Take any entrance in the Campus. Take Campus road either way. The Sports Centre is in the back corner

#### From 390 North:

Take 390 South to exit 16B (E. Henrietta Rd.). At the light, take a right and go down 1/4 mile. On your left hand side you will see the MCC Campus. Take any entrance in the Campus. Take Campus road either way. The Sports Centre is in the back corner

Address: Bill Gray's Regional Iceplex, 2700 Brighton-Henrietta Townline Road, Rochester, NY 14623. Phone: (585) 424-4625

### TO KEYBANK CENTER FROM ROCHESTER

Take I-90 West to toll booths in Buffalo (Exit 50). I-90 West to I-190 North (Exit 53) to downtown Buffalo. Exit toward Elm Street. Keep right at the fork and merge onto Seneca Street. Turn Right at the first light onto Michigan Avenue. Turn right onto Perry Street, and KeyBank Center is on the left, located at the end of Washington Street.

Address: KeyBank Center, One Seymour Knox III Plaza, Buffalo, NY 14203. Phone: (716) 855-4100

### TO LECOM HARBORCENTER (SABRES' PRACTICE FACILITY)

Take I-90 West to toll booths in Buffalo (Exit 50). I-90 West to I-190 North (Exit 53) to downtown Buffalo. Exit toward Elm Street. Keep right at the fork and merge onto Seneca Street. Turn Right at the first light onto Michigan Avenue. Turn right onto Perry Street, and LECOM HARBORCENTER is located directly on the opposite side of Washington Street across from KeyBank Center.

Address: 100 Washington Street, Buffalo, NY 14203. Phone: (716) 855-4767



# BLUE CROSS ARENA

## Media Information

### THE BLUE CROSS ARENA AT THE ROCHESTER WAR MEMORIAL

The downtown Blue Cross Arena enters its 64th season as home of the storied American Hockey League Rochester Americans.

The Rochester War Memorial opened to the public on October 27, 1955 and has since hosted two AHL All-Star Games (1957, 2000), 16 Calder Cup Finals, one NLL All-Star Game and four NLL Finals in its history.

In addition, the War Memorial hosted its first professional game for the National Basketball Association's Rochester Royals on November 5, 1955.

The first hockey game played in the War Memorial took place later that month as the Buffalo Bisons faced off against the Montreal Canadiens on November 21st. Montreal's Maurice "Rocket" Richard scored the first goal at the War Memorial 54 seconds into the first period.

The Rochester War Memorial became known as The Blue Cross Arena after its \$40 million renovation was completed during the 1998-99 season. During the 2002-03 season, the \$1.25 million Constellation Video Board was installed to add the crown jewel to the downtown entertainment center. Beginning with the 2018-19 season, the venue will receive a series of improvements and upgrades, including a new state-of-the-art high definition videoboard, and will undergo expansion on the Exchange Blvd. side during the summer of 2019.

### IMPORTANT DATES IN THE HISTORY OF THE ROCHESTER WAR MEMORIAL & THE BLUE CROSS ARENA

<b>November 21, 1955</b>	First goal ever scored at the Rochester War Memorial was by Maurice "Rocket" Richard only 54 seconds into the first period.
<b>October 14, 1956</b>	The Amerks play their first home game at The War Memorial and tie Cleveland 2-2.
<b>March 26, 1957</b>	The Amerks play in their first ever playoff game and beat the Providence Reds 1-0.
<b>April 10, 1957</b>	The Rochester Americans host their first Calder Cup Finals.
<b>October 6, 1957</b>	The Rochester War Memorial hosts its first of two AHL All-Star Games.
<b>April 30, 1965</b>	The Amerks win their first Calder Cup Championship against the Hershey Bears, 6-2 in Game 5.
<b>February 20, 1999</b>	The NLL All-Star game is played before a crowd of 9,070 at The Blue Cross Arena. The Canadians defeat the Americans 25-24 in overtime after a dramatic comeback by the Americans.
<b>January 16 &amp; 17, 2000</b>	The Blue Cross Arena hosts the Kodak AHL All-Star Classic. Team Canada beats PlanetUSA 8-3.
<b>October 11, 2002</b>	The Blue Cross Arena unveils its \$1.25 million Constellation Video Scoreboard as the Amerks tie the Albany River Rats 2-2.
<b>2003-04</b>	The Rochester Americans enter their 25th season as the Buffalo Sabres affiliate.
<b>2005-06</b>	The Rochester Americans celebrate their historic 50th season.
<b>June 19, 2008</b>	Curt Styres and Arrows Express Sports purchases the Rochester Americans and Rochester Knighthawks (NLL) from former owner Steve Donner. The Amerks also announce a three-year affiliation with the NHL's Florida Panthers.
<b>February 21, 2010</b>	The Rochester Americans record their 2,000th franchise win, becoming just the second team in the American Hockey League and eighth overall in North American hockey history to capture the feat.
<b>June 24, 2011</b>	The Rochester Americans are purchased by Buffalo Sabres owner Terry Pegula from Curt Styres, reuniting the two clubs who once shared a 29-year affiliation, the longest in professional hockey history.
<b>October 9, 2015</b>	The Rochester Americans open their 60th American Hockey League season on home ice against the Lake Erie Monsters.



# BLUE CROSS ARENA

## Media Information

### IMPORTANT DATES IN THE HISTORY OF THE ROCHESTER WAR MEMORIAL & THE BLUE CROSS ARENA

**March 23, 2016**

Randy Cunneyworth sets the franchise record for the most coaching wins in the most dramatic of ways, leading the Rochester Americans to an incredible five-goal third-period comeback for a stunning 6-5 victory over the St. John's IceCaps at The Blue Cross Arena. The win was the 338th career coaching victory for Cunneyworth in Rochester, moving him ahead of John Van Boxmeer. He finished the season with 340 career wins as Amerks head coach.

### BUILDING TIMELINE

**1880:**

Kimbal Tobacco Factory opens on the present site of the War Memorial. William Kimbal's wife disliked the dirty smokestack and instead placed a 21-foot statue of the Roman God of Commerce, Mercury, atop the building.

**1905:**

The Kimbal Tobacco Factory closes and Cluet-Peabody & Co. take over the building. They begin manufacturing collars and shirts.

**1924:**

The property is purchased by George Eastman and later left to the University of Rochester by Mr. Eastman for "municipal purposes." One plan proposed for an 8,000 seat Auditorium and Opera Hall, situated on the once tobacco factory site. The University later gives the property to the city. The site begins to operate as a City Hall Annex and public library.

**May 23, 1945:**

Plans for a grand Civic Center Arena are revived following World War II. The Rochester City Council directs a citizens committee to study, "the possibilities for constructing and financing such a memorial within the Civic Center."

**July 19, 1945:**

The committee concludes that the memorial should have enduring civic usefulness. Also, the structure should be, "a living memorial rather than a mere commemorative monument." The committee recommends that the building contains an auditorium, sports arena, physical recreation facilities, meeting rooms, and display rooms, among other things. Estimate for construction, \$2.5 million.

**1951:**

Kimbal Tobacco Factory is demolished for the construction of the War Memorial. The statue of Mercury is removed and placed into storage (until 1974).

**October 18, 1955:**

Rochester Community War Memorial opens for business. Total cost, \$7.5 million.

**1974:**

The statue of Mercury, which once was located on the roof of the Kimbal Tobacco Factory, is reborn atop the West Group building where it still stands, across the street from its original home.

**March 13, 1996:**

Groundbreaking for a \$41 million renovation/expansion takes place, which includes luxury suites, increased concession stands, additional restrooms, fully functional banquet/meeting rooms, and larger capacity seating.

**July 24, 1998:**

Blue Cross Blue Shield and City officials announce the name of the renovated arena will be Blue Cross Arena at the War Memorial.

**September 19, 1998:**

Although the arena continued to function throughout the renovations, the Blue Cross Arena at the War Memorial officially reopens to the public during a formal ribbon cutting/rededication ceremony.

**October 11, 2002:**

The BCA unveils the \$1.25-million-dollar Constellation Video Board. That night, Rochester ties the Albany River Rats 2-2.

**October 7, 2008:**

Owner and CEO Curt Styres and his sons, Wakeriat Bowhunter and Radowits Bowhunter, donate a bronze statue called "For Love of the Game" to The Blue Cross Arena and the City of Rochester.

**October 13, 2011:**

The Amerks play their Home Opener of the 2011-12 season with new owner Terry Pegula in attendance. Prior to the game, more than 50 Amerks Alumni were recognized on the ice.



# BLUE CROSS ARENA

## Media Information

### BUILDING TIMELINE

**July 13, 2018:**

A partnership between the City of Rochester and Pegula Sports and Entertainment is reached for PSE to take over temporary operation of The Blue Cross Arena in Rochester, an agreement that ran from August 1 to December 31. Over that time, PSE worked tirelessly with City of Rochester officials in the hopes of achieving a long-term agreement to boost development along Rochester's downtown corridor and Genesee River.

**September 13, 2018:**

Terry and Kim Pegula, along with Pegula Sport and Entertainment officials, City of Rochester Mayor Lovely Warren and elected New York State officials, announce the acquisition of the Rochester Knighthawks franchise rights from former owner Curt Styres through an expansion agreement with the National Lacrosse League. PSE began managing the Knighthawks for the 2019-20 season as an expansion franchise. The move allowed PSE to fully own and operate the two key franchises that call The Blue Cross Arena home and implement a similar model to that of the Buffalo Sabres and Buffalo Bandits, entities also under the PSE umbrella. Plans are also announced for various arena improvements, including a brand-new state-of-the-art, high definition videoboard, upgrades to the audio and video equipment, development along the Genesee Riverway and expansion along the Exchange Blvd. side that will make room for additional office space and locker room facilities totaling more than \$18 million.

**November 29, 2018:**

Rochester Mayor Lovely Warren announces that the City has reached a new agreement with Rochester Arena LLC (RA), an affiliate of Pegula Sports and Entertainment (PSE), outlining the structure of long-term management agreement with RA for operation of The Blue Cross Arena at the War Memorial. Under the new agreement, PSE will operate the downtown venue from Jan. 1, 2019 to Dec. 31, 2033, during which RA will operate all aspects of the Arena, including concessions, ticketing and booking events. In addition, the agreement provides for RA to manage the Court Street Parking Lot. The proposed agreement follows the Sept. 13, 2018 announcement that the Arena is slated to receive more than \$18 million in major renovations with funds from the City, State and RA.

**May 4, 2020:**

Construction on a multi-million-dollar renovation projects gets underway, featuring upgrades to audio and video equipment, enhanced LED lighting and arena-wide WiFi installation. Additional work included expansion to the Amerks business office and concession areas as well as new locker room facilities for the Rochester Knighthawks and visiting team.





# 50TH ANNIVERSARY TEAM

## Media Information

### AMERKS 50TH ANNIVERSARY TEAM

The Rochester Americans All-Time Team was announced on October 7, 2005, prior to the Amerks opening their 50th season of play in the American Hockey League. A 13-member panel sorted through nearly 1,000 names and selected 24 players and two coaches for the 50th Anniversary Team. The committee was comprised of season ticket holders, print and electronic media personnel and Amerks management.

The team included two coaches, two goalies, six defenseman and 12 forwards. The historic club also featured defenseman Don Cherry, right wing Jim Jackson, and left wings Les Duff and Bob "Battleship" Kelly in the Role Players category. The final four players were recognized for their commitment and dedication to the team.

The Amerks also let the fans play a role, letting them select the starting lineup through in-arena and on-line balloting. The starting six included goalie Gerry Cheevers, defensemen Don Cherry and Al Arbour and forwards Jody Gage, Dick Gamble and Bronco Horvath.

#### HEAD COACH

1. Joe Crozier 1963-68; 1983-84
2. John Van Boxmeer 1984-90; 1992-95

#### GOALTENDERS

1. Gerry Cheevers 1961-65
2. Bobby Perreault 1956-57; 1962-63; 1965-66

#### DEFENSEMAN

1. Al Arbour 1962-67
2. Dave Fenyes 1980-85; 1986-87
3. Jim Hofford 1984-90
4. Don McSween 1987-92
5. Duane Rupp 1963-67; 1975-77
6. Darryl Sly 1960-68; 1970-71; 1972-74

#### FORWARDS

1. Norm "Red" Armstrong, RW 1962-71
2. Gordie Clark, RW 1974-78
3. Mal Davis, RW 1981-86
4. Gerry Ehman, RW 1960-67
5. Dan Frawley, RW 1990-93; 1995-98
6. Jody Gage, RW 1985-96
7. Dick Gamble, RW 1961-70
8. Doug Gibson, C 1974-77
9. Bronco Horvath, C 1956-57; 1962-69
10. Scott Metcalfe, LW 1987-91; 1993-98
11. Geordie Robertson, C 1979-85; 1988-89
12. Chris Taylor, C 1999-2006; 2009-2011

#### ROLE PLAYERS

1. Don Cherry, D 1963-69; 1971-72
2. Les Duff, LW 1963-70
3. Jim Jackson, RW 1985-90
4. Bob "Battleship" Kelly, LW 1972-73