



PHLANDROUS
FLEMING JR.

SKYLER
CURRAN

BIG SOUTH BASKETBALL

2020-21
MEDIA GUIDE

Member FDIC



Forever strong. Forever First.®

Choose a bank you can count on to help you
look after your money. And your future.

There's one essential rule about banking: Money needs to be protected, nurtured and grown. Because looking after your money is looking after your future. At First Citizens Bank, we believe in creating smart, steady and stable growth. For our company. And for the customers who count on us to stay by their side through the years – and generations – to come. **First Citizens Bank. Forever First.**

firstcitizens.com

First
Citizens
Bank



forever first®



BIG SOUTH CONFERENCE

7233 Pineville-Matthews Road, Suite 100
Charlotte, NC 28226
Phone: (704) 341-7990
Fax: (704) 341-7991
www.BigSouthSports.com

Founded 1983
President Taylor Reveley IV, Longwood University
Vice President Brad Creed, Campbell University
Commissioner Kyle B. Kallander
Senior Associate Commissioner Shelley Davis
Senior Associate Commissioner James Holland
Associate Commissioner Mark Simpson
Assistant Commissioner Stephen Dolan
Assistant Commissioner Matt VanSandt
Director of Broadcast Services Mark Bryant
Director of Digital Media Emily Dassel
Asst. Director/Public Relations Brandon McGinnis
Asst. Director/Administration Erika Miller
Coordinator of Men's Officials Bryan Kersey
Coordinator of Women's Officials Debbie Williamson

MEMBERS (11):

Campbell University, Charleston Southern University, Gardner-Webb University, Hampton University, High Point University, Longwood University, Presbyterian College, Radford University, UNC Asheville, USC Upstate, Winthrop University

FUTURE MEMBERS (1):

North Carolina A&T University (2021-22)

CREDITS

The 2020-21 Big South Conference Basketball Media Guide was produced by the Big South Conference Public Relations Department. Copyright 2020, The Big South Conference. All Rights Reserved. Layout, Design, Writer and Editor: Mark Simpson. Cover Design and other design concepts: Brandon McGinnis and Matt VanSandt. Assistance was provided by Mark Bryant. A special thanks to the Big South Conference Basketball Sports Information Directors and Assistant SIDs for providing material critical to this publication. Photos courtesy of Big South member institutions, SE Sports Media, WG Sports and NBAE/Getty Images. Information in this guide is accurate as of Nov. 24, 2020.

ON THE COVER

The 2020-21 Big South Preseason Players of the Year, **PHILANDROUS FLEMING JR.** (Charleston Southern) and **SKYLER CURRAN** (High Point).

TABLE OF CONTENTS

GENERAL INFORMATION

Big South Conference Directory	1
Media Information	2-4
Big South History and Overview	5-6
Big South Basketball Historical Timeline	7-13
Big South Commissioner Kyle B. Kallander	14
Big South Conference Hall of Fame	15

2020-21 SEASON PREVIEW

Preseason All-Conference / Polls	17
Men's Basketball Preseason Notes	18-19
Men's Composite Schedule	20-21
Men's Basketball Championship Bracket	22
Women's Basketball Preseason Notes	24-25
Women's Composite Schedule	26-27
Women's Basketball Championship Bracket	28

2020-21 TEAM INFORMATION

Campbell University	30-33
<i>Men's Basketball</i>	30-31
<i>Women's Basketball</i>	32-33
Charleston Southern University	34-37
<i>Men's Basketball</i>	34-35
<i>Women's Basketball</i>	36-37
Gardner-Webb University	38-41
<i>Men's Basketball</i>	38-39
<i>Women's Basketball</i>	40-41
Hampton University	42-45
<i>Men's Basketball</i>	42-43
<i>Women's Basketball</i>	44-45
High Point University	46-49
<i>Men's Basketball</i>	46-47
<i>Women's Basketball</i>	48-49
Longwood University	50-53
<i>Men's Basketball</i>	50-51
<i>Women's Basketball</i>	52-53
Presbyterian College	54-57
<i>Men's Basketball</i>	54-55
<i>Women's Basketball</i>	56-57
Radford University	58-61
<i>Men's Basketball</i>	58-59
<i>Women's Basketball</i>	60-61
UNC Asheville	62-65
<i>Men's Basketball</i>	62-63
<i>Women's Basketball</i>	64-65
USC Upstate	66-69
<i>Men's Basketball</i>	66-67
<i>Women's Basketball</i>	68-69
Winthrop University	70-73
<i>Men's Basketball</i>	70-71
<i>Women's Basketball</i>	72-73

2020-21 YEAR-IN-REVIEW

Men's Standings & Recap	76
Men's Season Highs / Honors	77
Men's Statistical Leaders	78-81
Women's Standings & Recap	82
Women's Season Highs / Honors	83
Women's Statistical Leaders	84-87
Final NCAA Statistical Rankings	88

MEN'S BASKETBALL HISTORY & RECORDS

Annual Champions	89
Year-by-Year Standings / 20-Win Seasons	90-92
Notable Non-Conference Wins	93
1,000-points / 500-rebounds / Stat Clubs	94-96
Career Records	97
Individual Season Records	98
Team Season Records	99
Single-Game Records	100-101
Annual Statistical Leaders	102-110
Coaching History & Records	111-112
All-Time Standings / Year-by-Year Won-Loss	113-115
All-Time Tournament Results	116-119
Big South Tournament Records	120-127
NCAA Postseason History	128-129
All-Time Honors	130-132
Annual Award Winners	133
All-Time All-Conference Honors	134-140
All-Time All-Academic Teams	141-142
All-Time Players of the Week	143-145
All-Time Rookie/Freshmen of the Week	146-148
All-Time Preseason Polls / All-Conference	149-152

WOMEN'S BASKETBALL HISTORY & RECORDS

Annual Champions	153
Year-by-Year Standings / 20-Win Seasons	154-156
Notable Non-Conference Wins	157
1,000-points / 500-rebounds / Stat Clubs	158-161
Career Records	162
Individual Season Records	163
Team Season Records	164
Single-Game Records	165-166
Annual Statistical Leaders	167-175
Coaching History & Records	176-177
All-Time Standings / Year-by-Year Won-Loss	177-180
All-Time Tournament Results	181-184
Big South Tournament Records	185-192
NCAA Postseason History	193-194
All-Time Honors	195-196
Annual Award Winners	197
All-Time All-Conference Honors	198-204
All-Time All-Academic Teams	205-206
All-Time Players of the Week	207-209
All-Time Rookie/Freshmen of the Week	210-212
All-Time Preseason Polls / All-Conference	213-216





MEDIA INFORMATION

BIG SOUTH CONFERENCE PUBLIC RELATIONS

7233 Pineville-Matthews Road, Suite 100

Charlotte, NC 28226

Phone: 704-341-7990

Fax: 704-341-7991

Web: BigSouthSports.com

Twitter: @BigSouthSports, @BigSouthGameDay, #BigSouthWBB, #BigSouthMBB

The 2020-21 Big South Conference Men's and Women's Basketball Media Guide has been prepared to assist media members in their coverage of Big South Basketball. We trust many of your questions will be answered in the pages of this guide. However, should you need additional information or assistance, please feel free to contact **MARK SIMPSON** (men's) and **BRANDON MCGINNIS** (women's). We appreciate your interest in and coverage of Big South Conference men's and women's basketball, and look forward to working with you throughout the year.



MARK SIMPSON
Associate Commissioner
marks@bigsouth.org
(men's contact)
704-574-0023
@BigSouthSID



BRANDON MCGINNIS
Assistant Director
brandonm@bigsouth.org
(women's contact)
516-359-2610
@BTMcGinnis

COVID-19 RESTRICTIONS

The 2020-21 basketball season will be challenging due to the ongoing COVID-19 pandemic, including coverage of Big South basketball throughout the year. The Conference office, in accordance with federal, state and local restrictions, as well as guidance and recommendations from the NCAA, has developed specific guidelines for all members to adhere to this season.

The Conference has consulted with medical personnel at each member school in developing this guidance. The safety of student-athletes and athletic personnel is the highest priority. The Conference and member schools recognize that there is no way to eliminate the risk of transmission of the COVID-19 virus currently. This guidance is intended to enhance good safety practices and help mitigate potential impact of the virus as member schools return to athletic competition. It is not intended to be comprehensive or used without reference to authoritative resources and requirements.

In 2020-21 -- unless determined otherwise by a member institution -- media outlets and broadcast crews will be placed in Tier 3, which includes individuals who provide event services but are not in the same vicinity with Tier 1 individuals (and should closer contact become necessary, would be reclassified into Tier 2). Tier 3 individuals should minimize contact with Tier 2 individuals and observe masking and physical distancing at all times -- including courtside.

Tiers are based on the ability to wear masks/face coverings, the ability to practice physical distancing (6 feet or greater) and the role played in connection with the competition. All individuals should wear masks/face coverings and physically distance whenever possible. Only individuals assigned to Tiers 1 and 2 should be permitted access to the inner bubble area (e.g., locker rooms, athletic training room, court area).

Each member has also developed guidelines specific to their home facility and state and local requirements. Media members shall contact the home SID at least 48 hours in advance of a scheduled competition for information on media access policies and protocols for 2020-21. For additional inquiries, please contact Mark Simpson at marks@bigsouth.org.

WEEKLY REPORTS

The Big South Public Relations office publishes a weekly men's and women's basketball report. These reports include updated standings, scores and notes from around the league. Both reports will be available by 5:00pm on Mondays. The reports are distributed to media outlets via electronic mail and are also available to the media online in PDF format at www.BigSouthSports.com, under the respective "Weekly Reports" section.

WEEKLY AWARDS

Each week during the season, the conference office selects a Player and Freshman of the Week in men's and women's basketball. The weekly awards are announced Monday afternoons, and the weekly honorees will also be available with the weekly reports.

STATISTICS

Team and individual statistics will be updated daily and available to the media online at BigSouthSports.com in both XML and HTML formats. At the same time, the Conference office will provide direct link access to the NCAA Statistical service.

MULTIMEDIA

Through a partnership with SIDEARM, the Big South Conference maintains a progressive website, which contains all the latest information and statistics about the league's members and its 19 Division I sports. The website can be accessed at www.BigSouthSports.com on any device -- all major platforms are supported. In addition, the Conference can be followed on social media via Twitter, Facebook, Instagram, Snapchat and YouTube.

PRESS ROW DECORUM

Press row and the media workrooms at all Big South Conference basketball arenas are designed as professional work areas for media and statisticians. No cheering will be tolerated. The Big South Conference and its member institutions reserve the right to remove anyone from its press facilities.

ELECTRONIC MAIL

The Big South Conference maintains an email database for its media members. If you would like to receive the weekly reports and other information via email, please send your name, email address and your media outlet to marks@bigsouth.org. Statistics will also be available via email upon request.

INTERVIEWS & STUDENT-ATHLETE CONTACT

All media are discouraged from contacting student-athletes directly via Social Media or other forms of communication, and are respectfully reminded to work with each school's SID office in a professional manner to make the necessary arrangements.

CREDENTIALS

Credentials for regular-season games are the responsibility of the host institution, and such requests should be made through the respective Sports Information Director. Credentials for the 2021 Hercules Tires Big South Conference Basketball Championships must be requested through the league office. The Big South Conference and its member institutions reserve the right to approve or deny any and all credential requests.

ANNUAL AWARDS

As the regular-season concludes, select media members will be invited to vote on the men's All-Conference and All-Freshman team. Also selected at the end of the season will be the men's and women's All-Academic Teams and the men's and women's basketball Scholar-Athlete of the Year. The end-of-season awards will be announced prior to the start of the postseason Conference Tournaments, and specific release dates will be announced later in the season.

POSTSEASON TOURNAMENT

All 11 men's and women's basketball teams will compete in the 2021 Hercules Tires Big South Basketball Championships. The men's tournament will be held March 2-7, while the women's event is scheduled for March 9-14. Both schedules and dates are subject to change. The conference office will announce the regular-season champion and the official seedings immediately following the conclusion of regular-season play. If teams tie for first-place, Co-Champions will be declared and a tiebreaker will be used to determine the No. 1 seed, as well as any additional seedings. Selected working media covering the Hercules Tires Big South Conference Basketball Championships will be invited to vote on the All-Tournament Team. Ballots will be distributed to those individuals attending each round, and the All-Tournament teams will be announced immediately following the respective championship games.

CAMPBELL UNIVERSITY

www.gocamels.com

Stan Cole - Men's Basketball SID

cole@campbell.edu
office - 910-893-1331
cell - 910-814-7467

Tristan Elledge - Women's Basketball SID

telledge@campbell.edu
office - 910-893-1369
cell - 336-262-1431

General Information

fax - 910-893-1330
press row - 910-814-5541

CHARLESTON SOUTHERN UNIVERSITY

www.csusports.com

Derrick Bennington - Men's Basketball SID

dbennington@csuniv.edu
office - 843-863-7433
cell - 540-448-4167

Seth Montgomery - Women's Basketball SID

smontgomery@csuniv.edu
office - 843-863-7853
cell - 843-259-4434

General Information

fax - 843-863-7676
press row - 843-863-4434

GARDNER-WEBB UNIVERSITY

www.gwusports.com

Marc Rabb - Men's Basketball SID

mrabb@gardner-webb.edu
office - 704-406-4355
cell - 704-974-3662

Ryan Bridges - Women's Basketball SID

rbridgel@gardner-webb.edu
office - 704-406-3523
cell - 704-472-7072

General Information

fax - 704-406-4739
press row - 704-406-4475

HAMPTON UNIVERSITY

www.hamptonpirates.com

Jim Heath - Men's Basketball SID

james.heath@hamptonu.edu
office - 757-727-5757
cell - 757-503-8107

Jim Heath - Women's Basketball SID

james.heath@hamptonu.edu
office - 757-727-5757
cell - 757-503-8107

General Information

fax - 757-727-5813
press row - 757-728-6842

HIGH POINT UNIVERSITY

www.highpointpanthers.com

Kevin McMahon - Men's Basketball SID

kmcmaho@highpoint.edu
office - 336-841-4640
cell - 336-848-5315

Joe Templin - Women's Basketball SID

jtemplin@highpoint.edu
office - 336-841-4640
cell - 336-862-3505

General Information

fax - 336-841-9182
press row - 336-888-6313

LONGWOOD UNIVERSITY

www.longwoodlancers.com

Chris Cook - Men's Basketball SID

cookcc@longwood.edu
office - 434-395-2718
cell - 434-808-5127

Sam Hovan - Women's Basketball SID

hovansr@longwood.edu
office - 434-395-2345
cell - 574-849-6454

General Information

fax - 434-395-2568
press row - 434-395-2871

PRESBYTERIAN COLLEGE

www.gobluehose.com

Simon Whitaker - Men's Basketball SID

swhitaker@presby.edu
office - 864-833-8252
cell - 843-475-1129

Rob Low - Women's Basketball SID

rklow@presby.edu
office - 864-833-7118
cell - 864-200-9639

General Information

fax - 864-833-8323
press row - 864-833-8332

RADFORD UNIVERSITY

www.radfordathletics.com

Taylor Blue - Men's Basketball SID

tblue2@radford.edu
office - 540-831-5726
cell - 256-307-9255

Asha Evans - Women's Basketball SID

anevans@radford.edu
office - 540-831-6884
cell - 828-446-9172

General Information

fax - 540-831-6095
press row - 540-831-6190

UNC ASHEVILLE

www.uncbulldogs.com

Phil Marcello - Men's Basketball SID

pmarcell@unca.edu
office - 828-250-2392
cell - 804-381-1193

Andy Fisher - Women's Basketball SID

afisher3@unca.edu
office - 828-251-6931
cell - 320-583-3658

General Information

fax - 828-251-6386
press row - 828-301-7919

USC UPSTATE

www.upstatespartans.com

William Meyer - Men's Basketball SID

wmeyer2@uscupstate.edu
office - 864-503-5129
cell - 864-504-1485

Codie Kuntsmann - Women's Basketball SID

codiek@uscupstate.edu
office - 864-503-5152
cell - 931-551-5532

General Information

fax - 864-503-5130
press row - 864-503-5058

WINTHROP UNIVERSITY

www.winthropeagles.com

Brett Redden - Men's Basketball SID

reddenb@winthrop.edu
office - 803-323-2129, ext. 6246
cell - 803-367-1649

Alyssa Sconzo - Women's Basketball SID

sconzoa@winthrop.edu
office - 803-323-2129, ext. 6067
cell - 631-953-5463

General Information

fax - 803-323-2433
press row - 803-323-2156



TELEVISION & MULTIMEDIA INFORMATION

STREAMING
LIVE



The Big South Conference and ESPN reached a seven-year extension to its media rights deal in July 2018 that will see close to 1,000 annual conference events carried on ESPN networks -- including a minimum 900 events each year on ESPN+, the first multi-sport, direct-to-consumer subscription streaming service from The Walt Disney Company Direct-to-Consumer & International segment and ESPN which launched in April. The agreement runs through 2024-25, 34 years since the longstanding relationship began in 1991.

The comprehensive new deal makes ESPN+ the exclusive streaming home of Big South Network productions and features exclusive regular-season and Big South Championship broadcasts, including football, men's and women's basketball, men's and women's soccer, women's volleyball and lacrosse, baseball, and softball.

Under the arrangement, the Big South men's basketball championship game will air on ESPN for the fifth consecutive year in 2021, while ESPNU will televise eight events per season -- six of which will be "Wildcard" men's basketball games. Additional linear opportunities are included, and the Big South will maintain its exposure on ESPN3.

The Big South Conference is among the comprehensive ESPN+ lineup, which include hundreds of MLB, NHL and MLS games, thousands of college events, Grand Slam tennis, Top Rank boxing, PGA Tour golf, international rugby, cricket, original shows and series, the full library of 30 for 30 films, and more. Fans can subscribe to ESPN+ for just \$5.99 a month or \$49.99 per year.

The Big South Conference once again will have exclusive regular-season basketball broadcasts on ESPN3 in 2020-21, as well as coverage of every game of the men's and women's basketball tournaments on an ESPN platform for the third consecutive year. The telecasts will be among the more than 320 total broadcasts Big South men's and women's basketball programs will appear on this season.

Eight men's basketball league matchups and six women's basketball conference contests will comprise the annual exclusive ESPN3 "Game of the Week" package beginning in January. An additional six men's conference games will be televised on ESPNU, while all remaining home Big South contests will be carried on ESPN+.

The 2020-21 ESPN3 package and complete ESPNU "Wildcard" dates and match-ups will be announced in December.

BIG SOUTH NETWORK STUDIO

The Big South Conference unveiled its new Big South Network Studio in July 2018 as part of an eight-month renovation and expansion of the league's headquarters office in Charlotte, N.C. The studio provides new video content opportunities for the conference and its membership, as well as eventual live show capabilities that are part of enhanced efforts to showcase the league's student-athletes and athletics programs.

The new space features three functioning areas -- a main interview set, a smaller one-on-one interview set, and a green-screen set. The Big South Conference worked with Atlanta-based dB Integrations (project lead) and Artes, LLC (set designer) on the project. Initial planned programming within the new Big South Network Studio will include:

- One-on-one interviews and evergreen content with coaches and student-athletes;
- Breaking news announcements;
- Special sport and television schedule unveils;
- Game day and Championship previews;
- Interviews with influential leaders in college athletics and in the community;
- Interviews with Big South alumni;
- Social media updates from around the Big South;
- Community service reports



Future efforts will focus on special guest analysis, halftime segments for Big South Network productions on ESPN+, Player of the Week and postseason award announcements, sport-by-sport notebooks, and live studio programs -- including pregame shows as well as Football and Basketball Media Day, among others.

Founded in 1983, the Big South Conference has been an exemplary leader in college athletics, dedicated to developing student-athletes through the pursuit of excellence in the classroom, community and field of play. The league's growing presence as an NCAA Division I athletic conference is made evident by its multitude of athletic accomplishments, innovative marketing and media partnerships, increased television packages and most importantly, its commitment to fostering the academic, personal, social, athletic and leadership development of its student-athletes. Comprised of 11 member institutions sharing a common geographic region and similar academic values and purposes, the Big South's remarkable history of achievement is characterized by the league's 19 championship sports and the profound academic and life successes of its nearly 4,000 student-athletes. This has evolved into the conference's "Where Winners Are Made" mantra as part of a strategic emphasis on becoming the premiere non-FBS conference in the Southeast through its six Core Values of Academic Centrality; Athletic Excellence; Equity, Diversity & Inclusion; Integrity; Sportsmanship & Fair Play; and Student-Athlete Welfare.

The Big South Conference has experienced numerous athletic and academic accomplishments in its 37-year history, including the following since 2000:

- NCAA Baseball National Champion in 2016
- Six individual National Champions
- Two top 10 finishes in the NCAA Men's Golf Championship -- including fifth in 2007
- The No. 1 ranked team in the national polls in 2014 and 2015 (football)
- Reached the quarterfinals of the FCS Playoffs five times in a six-season span from 2013-18
- Multiple teams in the FCS playoffs five times since 2012
- Reached the NCAA "Sweet 16" in men's soccer, women's basketball, baseball and women's lacrosse
- Four NCAA Men's Basketball Tournament wins
- Reached the NCAA Softball Regional Championship game five times
- Three Top 24 finishes in the NCAA Women's Golf Championship since 2011
- The No. 1 seed in the NCAA Baseball Regionals four times, including the national No. 4 seed in 2010
- Three berths in the NCAA Baseball Super Regionals
- Multiple teams in the NCAA Baseball Regionals eight times
- Qualified three teams for NCAA postseason play in the same sport for the first time in 2016 (men's soccer, men's golf)
- Multiple postseason berths in at least four sports for five straight years from 2014-18
- First-ever appearance in the quarterfinals of the NCAA Women's Tennis Doubles Championship
- Appearances in the round of 32 in the NCAA Men's Singles Championship
- First All-Americans in men's and women's cross country, and men's tennis
- No. 1-ranked collegiate men's golfer (Dustin Johnson, 2007) and men's tennis doubles team (Henry Patten & Oli Nolan, 2019)
- The first-ever national finalist for NCAA Woman of the Year
- A Big South-record 13 Academic All-Americans in 2003-04 and 2013-14
- A Big South-record 32 NCAA Public Recognition Awards for APR Success in 2019 and 2020
- A Big South-record 89 percent Graduation Success Rate in 2019 -- sixth consecutive year at or above 84 percentile
- A Big South-record 42 All-Americans in 2011-12



On April 24, 1983, Charleston Southern (then Baptist College) Athletic Director Howard Bagwell and Augusta President George Christenberry began recruiting members into the fledgling league, and less than four months later on August 21, the Big South Conference was formed when Augusta, Charleston Southern, Campbell, Coastal Carolina and Winthrop committed to the new conference. One month

later, Dr. Edward M. Singleton was selected as the league's first Commissioner and continued to solicit new members. His efforts led to the additions of Armstrong State, Radford and UNC Asheville, giving the Big South more than the required six members to constitute an official conference. The Big South's first year of competition was in the Fall of 1984, and in September 1986, the Big South Conference was granted full-fledged NCAA Division I status.



During its infancy and prior to securing automatic bids to NCAA Championships, the Big South made early strides in earning at-large berths in several national postseason events, including volleyball, women's basketball and women's golf. In 1989, George F. "Buddy" Sasser replaced the retiring Dr. Singleton as Commissioner, and in 1990, the league received its first automatic bid -- an automatic qualifier to the NCAA Baseball Championship. Under Sasser's seven years of leadership, the conference



implemented its public relations and compliance programs, and introduced its first-ever men's basketball television package.

In August 1996, Kyle B. Kallander replaced Sasser as the league's third Commissioner, and in his quarter-century at the helm of the Big South, Kallander has been instrumental in aggressively promoting the conference to unprecedented heights. During his tenure, men's and women's indoor track & field (1997), football (2002) and women's lacrosse (2013) were added as sponsored sports. The conference has also enjoyed record levels in marketing revenue, in addition to extensive television coverage for women's basketball, baseball, softball, men's and women's soccer, volleyball and women's lacrosse for the first time. The league as a whole has enjoyed increased national television exposure through aggressive and unique television packages. Conference membership has solidified with the recent additions of Hampton University and USC Upstate in 2019, North Carolina A&T State University in 2021-22, plus High Point, Gardner-Webb, Presbyterian College and Longwood, as well as the return of charter member Campbell University. Kallander's long range vision has also included technological advancements, as the conference introduced its first live streaming event in 2005 and has consistently provided video offerings of more than 850 annually through a partnership with the member institutions, as well as the creation of several online and social media platforms. Ongoing equipment upgrades have allowed these productions to reach linear television quality, while the emphasis on video integration has allowed the conference to expand its reach globally as well as serve as a model for peer conferences to emulate. Kallander has also pushed initiatives around student-athlete wellness, such as an annual Health & Safety Summit that began in 2016, along with programs and services to address racial inequality and social injustice.



Under Kallander's leadership, the Big South developed and initiated its first long-range strategic plan, re-affirming the league's vision as a distinctive athletic conference committed to the quality of institutional life through athletic competition. An updated strategic plan was launched in 2015 with the objective to transform the Big South Conference into the premiere non-FBS conference in the Southeast. Five primary areas of focus were established: basketball success, media exposure, academic centrality, student-athlete experience and messaging/branding. In 2017, the league overhauled its identity with the most comprehensive rebrand in the 33-year history of the Big South Conference.

The rebrand included a new brand identity featuring a more favorable and distinctive color scheme, the introduction of a secondary logo and an extensive advertising campaign to enliven the conference's distinct values, its roots in the Southeast region of the United States and its vision for the future. The foundation of the rebrand was built from the conference's Live, Love and Life pillars, which are externally expressed through the conference's "Where Winners Are Made" mantra. Crafted in collaboration with conference leadership and student-athletes, the tagline (and corresponding #BigSouth-Made hashtag) embodies and affirms the Big South's commitment to developing student-athletes for profound success through Division I collegiate athletics and transformative academics to achieve their full potential as students, athletes and citizens.

Prominent Big South athletic alumni include NBA players Chris Clemons and Javonte Green; multi-Olympians Amber Campbell and Taylor Milne; 2016 U.S. Open Champion Dustin Johnson; St. Louis Cardinals manager Mike Shildt; MLB players Andre Scrubb, Ryan Meisinger and Tommy La Stella; Buffalo Bills cornerback Josh Norman, former NFL running back and "Dancing with the Stars" champion Rashad Jennings; ESPN personality Sam Ponder, three-time NFL Pro Bowler Justin Bethel and WNBA veteran Avery Warley.

Distinguished alumni from Big South member institutions include Charlotte Hornets President Fred Whitfield (Campbell), U.S. Senator Tim Scott (Charleston Southern), Basketball Hall of Famer Artis Gilmore (Gardner-Webb), Educator, author, orator, and advisor to U.S. presidents Booker T. Washington (Hampton), Grammy-award winning singer/songwriter Donna Fargo (High Point), former LPGA player Tina Barrett (Longwood), former HGTV President Jim Samples (Presbyterian), former U.S. National Men's Soccer Team member Dante Washington (Radford), former Weather Channel anchor Kristina Abernathy (UNC Asheville), NBA player Torrey Craig (USC Upstate) and actress Andie MacDowell (Winthrop).

The conference's on-field accomplishments have been duplicated in the classroom. For the past six years, more than 55 percent of conference's student-athletes have been named to the Big South's Presidential Honor Roll for maintaining a 3.0 grade-point average for the academic year -- including a record 64.83 percent in 2019-20 that featured 226 student-athletes with a 4.0 and 57 percent of honorees with at least a 3.50 GPA. The league has experienced year-to-year APR improvement over the past seven years, and the conference has achieved its highest Graduation Success Rate (GSR) each of the last three years -- including a record 89 percentage in 2019 to mark the sixth consecutive year at or above the 84 percentile.





THE BIG SOUTH CONFERENCE FOOTPRINT

Robert Morris University
Moon Township, Pa.

Radford University
Radford, Va.

UNC Asheville
Asheville, N.C.

Gardner-Webb University
Boiling Springs, N.C.

USC Upstate
Spartanburg, S.C.

University of North Alabama
Florence, Ala.

Kennesaw State University
Kennesaw, Ga.

Presbyterian College
Clinton, S.C.

Monmouth University
West Long Branch, N.J.

Longwood University
Farmville, Va.

Hampton University
Hampton, Va.

North Carolina A&T University
Greensboro, N.C.

Campbell University
Buies Creek, N.C.













High Point University
High Point, N.C.

Big South Conference Office
Charlotte, N.C.

Winthrop University
Rock Hill, S.C.

Charleston Southern University
Charleston, S.C.

Institutions listed in grey are football-only members ... North Carolina A&T University will join the Big South as full members on July 1, 2021 ... The Big South Conference office is headquartered on the south side of Charlotte, N.C. Originally located in Myrtle Beach, S.C., the office moved to Winthrop University in 1996 on an interim basis until the first Charlotte location was ready in late 1997. The Conference moved into its current location in April, 2004.

 Approximate Mileage Between Institutions											
CAMPBELL		235	194	216	94	158	251	199	255	237	163
CHARLESTON SOUTHERN	235		205	433	256	399	156	351	252	190	171
GARDNER-WEBB	194	205		388	122	273	65	186	77	31	53
HAMPTON	216	433	388		262	144	456	297	422	405	360
HIGH POINT	94	256	122	262		150	174	119	164	147	107
LONGWOOD	158	399	273	144	150		334	145	307	292	251
PRESBYTERIAN COLLEGE	251	156	65	456	174	334		256	104	41	71
RADFORD	199	351	186	297	119	145	256		205	226	184
UNC ASHEVILLE	255	252	77	422	164	307	104	205		64	129
USC UPSTATE	237	190	31	405	147	292	41	226	64		63
WINTHROP	163	171	53	360	107	251	71	184	129	63	

MEMORABLE BIG SOUTH BASKETBALL MOMENTS



MARCH 1986 - Charleston Southern wins the inaugural Big South men's basketball Tournament to become the first Conference champion.

MARCH 1987 - Radford wins the inaugural Big South women's basketball Tournament to become the first Conference champion.

JUNE 22 1987 - Campbell's Clarence Grier is drafted in the seventh round of the NBA Draft by the Houston Rockets, the first player in Big South history to be drafted in the NBA.

MARCH 1989 - Radford's women's basketball team is invited to the National Women's Invitational Tournament in Amarillo, Texas, becoming the first Big South basketball program -- men's or women's -- to appear in a postseason tournament.



MARCH 1991 - For the first time, the Big South Men's Basketball Tournament Championship Game is televised live on ESPN. Coastal Carolina captures the League crown and later defeats Southwestern Athletic Conference winner Jackson State, 78-59, in a play-in game to the NCAA Men's Basketball Tournament. Coastal Carolina is the first Big South representative to participate in the 64-team field of the NCAA Men's Basketball Championship.

JUNE 1991 - The Big South receives a share of revenue from the NCAA Basketball Championships for the first time.

MARCH 12, 1992 - Campbell earns the Big South's first automatic bid to the NCAA Men's Basketball Championship.

MARCH 1993 - Coastal Carolina's Tony Dunkin (right) leaves his mark in the basketball record books, becoming the first player in NCAA history to be named a Conference Player of the Year four times.



Radford's Doug Day (left) finishes his career with an NCAA career record 401 three-point field goals, a mark that would be broken four years later.

AUGUST 1993 - The Big South Conference celebrates its 10th year of existence. The Big South sends a 10-member men's basketball All-Star team, consisting of one representative from each member school, on a five-game tour to Russia. Coastal's Mohammed Acha is named Tournament MVP.

NOVEMBER 18, 1993 - Towson State's men's basketball upsets Big East member St. John's, 66-65, in the first round of the Preseason NIT.

1993-94 - Big South men's basketball teams post four victories over Southeastern Conference schools, two wins over the ACC, a win over the Big East and a win over the Great Midwest.

MARCH 1994 - Radford wins the women's basketball Big South Championship and receives the Conference's first automatic bid to the NCAA Women's Basketball Tournament.



SEPTEMBER 1995 - The Big South establishes a television package with FOX Sport South and Home Team Sports to broadcast several regular season basketball games.

OCTOBER 1997 - The Big South announced that the Women's Basketball Championship will be telecast live by FOX Sports South and Home Team Sports for the first time in League history.



MARCH 1998 - Liberty's women's basketball team is the first Big South team to finish the regular-season and Conference Tournament undefeated, as the Lady Flames post a 28-0 record entering the NCAA

Tournament. Liberty lost to eventual national champion Tennessee in the first round.

OCTOBER 1998 - The Big South secures the most aggressive television package to date. It marks the first time in League history that regular season women's basketball games are televised.

MARCH 11, 2003 - Liberty's women's basketball squad becomes the school's first team to be ranked in a Division I poll, as the Lady Flames are ranked 25th in the USA Today/WBCA Coaches Poll.



MARCH 18, 2003 - UNC Asheville defeats Texas Southern, 92-84, in the NCAA Opening Round, becoming the first Big South basketball program to win an NCAA Tournament game.

JULY 2004 - High Point men's basketball player Danny Gathings is selected as the NCAA's 2004 National Co-Sportsman of the Year.

AUGUST 2004 - Winthrop's Craig Bradshaw and former Charleston Southern guard Rolando Hourrutiner compete in the 2004 Athens Olympics. Bradshaw was a member of the New Zealand National Team, while Hourrutiner started for the Puerto Rican National team.

DECEMBER 2004 - Liberty women's basketball knocks off No. 17-ranked Kansas State, 77-56, ending the Wildcats' 35-game home winning streak and marking the first time since the 2002-03 season that a Big South women's basketball program defeated a ranked opponent.

MARCH 20, 2005 - Liberty's women's basketball team defeats No. 4 seed Penn State in the first round of the NCAA Tournament, becoming the first Big South basketball squad -- men's or women's -- to advance to the second round. On March 22, the Lady Flames defeat No. 5 seed DePaul, 88-79, in the second round to advance to the "Sweet Sixteen." Liberty becomes just the second No. 13 seed ever to advance to the Regional Semifinal of the NCAA Women's Basketball Championship.



APRIL 7, 2005 - Liberty's women's basketball team is ranked No. 21 in the final USA Today/ESPN Coaches Poll, the second time in the program's 30-year history it has cracked the Top 25.



APRIL 16, 2005 - Liberty's Katie Feenstra is drafted No. 8 overall in the WNBA Draft by the Connecticut Sun, the first Big South women's basketball to be drafted by the WNBA. Feenstra's rights are traded to the San Antonio Silver Stars, where she goes on to become a unanimous WNBA All-Rookie Team selection.

AUGUST 31, 2005 - The Big South Conference and ESPN reach a new five-year deal to televise the Conference's men's basketball championship final, as well as new opportunities for other Big South sports on ESPN. The new deal is through 2010 and is the longest in the growing partnership that began in 1991.

OCTOBER 13, 2005 - The Big South announces that its men's basketball championship semifinals will be televised live nationally on ESPN, a first for the semifinal games.

FEBRUARY 17-18, 2006 - The Big South, making its first appearance in ESPN's four-year-old BracketBusters men's basketball event, goes 2-1 in its three games. The wins helped push the Big South Conference four spots in the national RPI to 19th, the League's highest-ever ranking.

MARCH 11, 2006 - Liberty's women's basketball team wins its 10th-straight Conference Tournament title, a League record, and clinches its 10th consecutive NCAA Tournament berth, also a Big South record.

FEBRUARY 16, 2007 - Winthrop defeats Missouri State, 77-66, in a nationally-televised BracketBusters game on ESPN2. The Big South goes 2-1 in the event for the second-straight year.

MARCH 5, 2007 - Winthrop becomes the first men's basketball team in Big South history to be ranked in the national Top 25 polls. The Eagles debuted at No. 22 in the ESPN/USA Today Coaches Poll and No. 24 in the Associated Press poll. Entering the NCAA Tournament, Winthrop was No. 21 in the ESPN/USA Today poll, and No. 22 by the AP.



MARCH 11, 2007 – Winthrop receives a No. 11 seed in the NCAA Tournament, the Big South's highest seeding ever in the NCAA Men's Basketball Championship.

MARCH 15-17, 2007 – For the first time in Big South history, the Conference has two women's basketball teams playing in the postseason. Regular-season champion High Point participates in the WNIT -- the second Big South team to play in the event, while Conference Tournament champion UNC Asheville competes in its first-ever NCAA Tournament.

MARCH 16, 2007 – No. 11 seed Winthrop upsets No. 6 Notre Dame, 74-64, to become the first Big South men's basketball program to advance to the second round of the NCAA Tournament.



APRIL 4, 2007

– For the first time in Big South history, the League finishes the men's basketball season with the nation's leading scoring team in VMI (100.9 points per game) and the country's top individual scorer in VMI's Reggie Williams (28.1). The achievement also marked just the 10th time since 1947-48 that one team led the NCAA in scoring offense and produced the nation's individual scoring leader in the same season.



APRIL 7, 2007 – Winthrop's men's basketball team is ranked in the Top 25 in the final Associated Press and USA Today/ESPN Coaches polls, receiving a final ranking of No. 22 in both polls.

OCTOBER 30, 2007 – Former Liberty women's basketball player Katie Feenstra is officially added to the 2007-08 USA National Team roster and is considered for inclusion on the 12-member USA Olympic Team for the 2008 Beijing Olympics. Feenstra helped the Detroit Shock reach the WNBA Finals during the summer, and participated in the FIBA World League Tournament earlier in the month.



MARCH 14, 2008 – For the first time in Big South history, the Conference has three 20-win women's basketball programs in the same season when Winthrop defeats Charleston Southern in the quarterfinals of the women's basketball tournament for its 20th win of the campaign. Liberty (28) and Radford (23) also eclipsed 20 wins during the season.

APRIL 7, 2008 – Big South men's basketball finishes the 2007-08 as the national leader in four team statistical categories and two individual listings. VMI led the nation in scoring for the second consecutive season (91.3 points per game), while also leading the country in 3-point field goals per game (11.6) and steals per game (12.7). UNC Asheville was first in the nation in fewest personal fouls per game (14.1). Individually, VMI's Reggie Williams (27.8 points per game) became the ninth player in NCAA Division I history to lead the nation in scoring in consecutive seasons, while UNC Asheville's Kenny George was the national leader in field goal percentage (69.6 percent) -- the first Big South player to lead the country in that category.

SEPTEMBER 23, 2008 – Former Winthrop men's basketball player Michael Jenkins is selected as the No. 1 overall pick by the Albany Patroons in the 2008 Continental Basketball Association (CBA) draft. Big South all-time leading scorer Reggie Williams was selected in the fifth round (23rd pick overall) by the Pittsburgh Xplosion.



NOVEMBER 14, 2008 – VMI's men's basketball team defeats the Kentucky Wildcats, 111-103 at Rupp Arena to open the 2008-09 college basketball season. The victory propels the two-time defending national scoring champion Keydets back into the national spotlight, as the team goes on to receive a Top 25 vote in the Associated Press poll, as well as a No. 25 ranking in the Collegeinsider.com Mid-Major Top 25 poll, its first-ever appearance in the national poll.

DECEMBER 8, 2008 – For the first time in Big South history, two men's basketball teams are ranked in the Collegeinsider.com Mid-Major Top 25 national poll. Liberty's first-ever appearance in the ranking came in the No. 13 position, while VMI is ranked No. 21.



JANUARY 24, 2009

– VMI twins Chavis and Travis Holmes combine for 47 points against High Point and become the highest scoring twin combination in NCAA Division I history. With 3,262 combined points, the duo surpass former Keydets Damon and Ramon Williams, who set the record with 3,252 points.

APRIL 6, 2009 – Big South men's basketball finishes the 2008-09 season as the national leader in four team statistical categories and three individual listings. VMI led the nation in scoring for the third consecutive season (93.8 points per game) -- becoming just the third team in NCAA history to be the national scoring leader three straight years. VMI also led the nation in three-point field goals per game (13.7), steals per game (14.2) and turnover margin (9.5). Individually, VMI's Chavis Holmes was tops in steals per game (3.4). The Big South also had the national leading freshman scorer and top freshman rebounder.

APRIL 9, 2009 – Liberty women's basketball player Megan Frazee is selected by the San Antonio Silver Stars in the 2009 WNBA Draft, becoming the second Big South women's basketball player to be drafted in the professional league. Frazee is the first selection of the second round and 14th overall.



MAY 28, 2009 – Liberty University's 10-year Women's Basketball championship dynasty from 1997-2006, highlighted by the Lady Flames' "Sweet Sixteen" appearance in 2005, is unveiled as the No. 1 moment in the Big South's first 25 years of existence. The Conference unveiled the 25th Anniversary Committee's official Top 10 rank order of its 25 "Best of the Best" moments in Big South history as part of its concluding 25th Anniversary banquet.

MARCH 2, 2010 – Former VMI men's basketball player Reggie Williams signs a 10-day contract with the NBA's Golden State Warriors, becoming just the third Big South player in Conference history to play in the NBA. Williams debuts that night at Miami, and finishes with 10 points, five rebounds and five assists. Williams is signed for the remainder of the season on March 22.



APRIL 5, 2010 – VMI becomes the first team in NCAA Division I men's basketball history to lead the nation in scoring offense for four consecutive seasons (the NCAA began tracking statistics in 1948).

OCTOBER 27, 2010 – The Big South Conference has two teams ranked in the inaugural Collegeinsider.com Women's Basketball Mid-Major Top 25 poll. Liberty is ranked No. 8 while Gardner-Webb is No. 23.



DECEMBER 18-20, 2010

– Presbyterian College's men's basketball team is the second program in Big South Conference history to defeat an SEC team and an ACC team in the same season, as the Blue Hose achieved the feat in back-to-back games. PC first knocked off the Auburn Tigers, 62-59 on Dec. 18, and then won at Wake Forest, 66-64 on Dec. 20. It gives the Big South three wins over SEC members for the first time since 1993-94.

JANUARY 22, 2011 – Charleston Southern women's basketball player Katie Tull breaks the Big South career record for three-point field goals when she makes her 264th career trey in the Lady Buccaneers' game at Liberty.



MARCH 15, 2011 – UNC Asheville becomes the second Big South team to win a first round game in the NCAA Men's Basketball Tournament when the Bulldogs defeat Arkansas-Little Rock, 81-77, in Dayton. With the victory, Asheville becomes the first Big South team with two NCAA Tournament wins.



APRIL 4, 2011 – VMI is named the men's basketball national scoring champion for an unprecedented fifth consecutive season, as the Keydets led the nation with 87.9 points per game. VMI was also first in the country in three-point field goals per game (11.3).

JULY 1, 2011 – Campbell University officially re-joins the Big South Conference, giving the League a record 11 member institutions.

SEPTEMBER 27, 2011 – Liberty women's basketball player Avery Warley is named to the 2011 USA Basketball Pan American Games Team, which will compete Oct. 21-25 in Guadalajara, Mexico.

NOVEMBER 15-26, 2011 – In a 12-day span, the Big South picks up five men's basketball wins against teams from BCS Conferences. On Nov. 15, Coastal Carolina downs LSU of the SEC, 71-63, and on Nov. 19, Presbyterian College comes back from 15 points to win at No. 20 Cincinnati of the Big East Conference. On Nov. 22, Coastal Carolina defeats Clemson of the ACC, 60-59 on a tap-in at the buzzer, and the next night, Campbell downs Iowa of the Big Ten, 77-61. UNC Asheville rounds out the victories on Nov. 26 with its 87-65 win over Utah of the Pac-12.

DECEMBER 2-4, 2011 – The Big South collects two major women's basketball wins in a three-day span, as High Point defeats Big East member Pittsburgh, 82-75 on Dec. 2, followed by Charleston Southern's 82-77 victory at Clemson on Dec. 4.

DECEMBER 13, 2011 – Campbell's men's basketball team, off to its best start (8-1) in the school's Division I era, is ranked for the first time in the Collegeinsider.com Mid-Major Top 25 Poll, marking the seventh consecutive season that a Big South member is ranked in the weekly poll.

JANUARY 7, 2012 – Winthrop's women's basketball team is featured in a brief video for the "Your Three Words" segment of ABC's "Good Morning America" program. Winthrop's three words were "We Love Robin," referring to co-host Robin Roberts.

JANUARY 21, 2012 – Liberty men's basketball player Jesse Sanders records his fourth career triple-double with 14 points, 13 assists and 10 rebounds against High Point to become the first player in NCAA Division I history with a triple-double in each of his four seasons.



JANUARY 30, 2012 – For the fifth time in seven years of participation in the ESPN BracketBusters, the Big South is selected for a national television game. UNC Asheville will play at Ohio live on ESPN3 on Saturday, Feb. 13.

FEBRUARY 7, 2012 – Three Big South men's basketball players – Campbell's Eric Griffin, Charleston Southern's Kelvin Martin and High Point's Shay Shine – are among 16 "under-the-radar" players nationally competing for the final spot in the 2012 Denny's Slam Dunk Competition at the State Farm College Slam Dunk & 3-Point Challenge in New Orleans March 29 on ESPN.

MARCH 12, 2012 – For the second time in three years, the Big South has three women's basketball teams playing in the postseason. Liberty is the Conference's NCAA Tournament participant, while High Point plays in the WNIT. Charleston Southern is an at-large selection for the WBL.

MARCH 19, 2012 – For the third time in five years, Winthrop is named as the 2011-12 NCAA "Pack The House Challenge" winner for the Big South Conference. A total of 153 institutions participated and the effort attracted more than 431,000 fans. The NCAA donates \$500 to the non-profit organization of each winning institution's choice.



MARCH 21, 2012 – High Point men's basketball player Nick Barbour is selected as one of eight contestants for the annual 3-Point Contest as part of Final Four weekend on Thursday, March 29.

MARCH 26, 2012 – Campbell men's basketball player Eric Griffin is featured on ESPN2's "Dunks of the Year" program. Griffin was a national candidate for both the 2012 Dunk of the Year and the 2012 Dark Horse Dunker.



APRIL 3, 2012 – High Point women's basketball coach Jennifer Hoover is named the recipient of the 2012 Spalding Maggie Dixon Division I Rookie Coach of the Year by the WBCA. Hoover led the Panthers to a 20-13 record and WNIT berth in her first season as a collegiate head coach.

APRIL 3, 2012 – UNC Asheville men's basketball player Matt Dickey is named to the 10th annual Division I-AAA Athletics Directors Association Scholar-Athlete Team. Dickey is one of 11 men's basketball players honored.



APRIL 4, 2012 – Winthrop's Diana Choibekova finishes as the national leader in three-point field goals made per game with a Big South-record 3.9. It marks the second consecutive year that a Big South student-athlete leads the country in this category.

MAY 17, 2012 – Liberty women's basketball player Avery Warley is named to the 11-player roster of the WNBA's Phoenix Mercury. Warley, who signed as a free agent on April 26, is the third Big South player to play in the WNBA.



JULY 1, 2012 – Longwood University officially joins the Big South Conference, giving the League a record 12 member institutions. The expansion creates divisional play in men's basketball for the first time in Conference history.

OCTOBER 9, 2012 – The Big South Conference announces its women's basketball television package will include six exclusive regular-season games live on ESPN3, the first time in League history that women's basketball regular-season games will be broadcast to a national audience.

DECEMBER 19-22, 2012 – In a span of four days, Big South men's basketball programs defeat members from the ACC, BIG EAST and SEC. On Dec. 19, Coastal Carolina knocked off Clemson for the second consecutive season. Two nights later, UNC Asheville rallied from a 17-point deficit to win at St. John's. The next evening, Winthrop won at Auburn. The victories mark the second-straight season that the Big South has posted wins over the three Conferences.



JANUARY 11, 2013 – High Point men's basketball player Allan Chaney is named Mid-season Comeback Player of the Year by CBSSports.com. Chaney overcame a heart ailment called viral myocarditis to return to basketball after missing two seasons with the condition.

MARCH 4, 2013 – The Big South Conference and ESPN announce a new seven-year television deal through 2019, which will expand the number of Big South events on ESPN platforms. Under the agreement, an average total of 62 Big South events will air annually on ESPN outlets, including a minimum 50 exclusive events on ESPN3. In addition, ESPNU will now televise six events per season. At least 417 Conference events will appear on ESPN platforms during the life of the deal.

MARCH 17, 2013 – A record four Big South men's basketball programs are selected for NCAA postseason tournaments. Liberty earns the Conference's automatic bid to the NCAA Tournament, while Charleston Southern received the League's automatic bid to the NIT. Gardner-Webb and High Point accept invitations to participate in the Collegeinsider.com Postseason Tournament (CIT) – the first NCAA postseason appearance for both schools as Division I members.

MARCH 18, 2013 – For the second consecutive season and third time in the last four years, three Big South women's basketball programs receive berths in the NCAA postseason, tying the League record. Liberty is the Conference's NCAA Tournament representative, while Winthrop garners the League's automatic berth in the WNIT. Presbyterian College, in its first year of full Division I status and postseason eligibility, accepts an at-large invitation to the WBL.

MARCH 21, 2013 – Winthrop's women's basketball team defeats Florida Gulf Coast, 65-51 in the first round of the WNIT, marking the Big South's first women's basketball postseason victory since 2005. It is Winthrop's first postseason win in women's basketball since becoming a Division I member in 1986, and it also the Big South's third-ever victory in the WNIT.



AUG. 5, 2013 – The Big South Conference officially re-launches the Big South Network, which now fully integrates the Conference website and the Big South Network as part of a joint venture between the League office and Webstream Sports. In addition, the Big South Network becomes a free-viewing entity that can be accessed via all mobile platforms.

SEPT. 25, 2013 – Former High Point men's basketball player Corey Law is officially added to roster of the Harlem Globetrotters following the team's annual training camp. Now known as Corey "Thunder" Law, he is the third Big South player in the last five years to join the Globetrotters.



NOV. 16, 2013 – Campbell women's basketball coach Wanda Watkins wins her 500th career game with the Camels' 73-60 home win over Western Carolina, joining 27 active Division I head coaches in the 500-win club. Watkins is one of just six coaches nationally that has completed 32 seasons at the same institution.

DEC. 4, 2013 – Winthrop's women's basketball team is ranked No. 24 in the Collegeinsider.com Women's Basketball Mid-Major Top 25, the school's first-ever appearance in the poll. The Big South has now had a team ranked in the regular-season all four years of the poll's existence.

JAN. 15, 2014 – Winthrop women's basketball player Dequesha McClanahan is among 29 candidates for the 2014 Nancy Lieberman Award, which recognizes the top point guard in NCAA Division I women's basketball.

FEB. 26, 2014 – UNC Asheville Director of Athletics Janet Cone is selected to serve on the NCAA Men's Basketball Committee starting Sept. 1, 2014, becoming the fourth woman and first representative from the Big South Conference to serve on the 12-member committee.

FEB. 27, 2014 – Winthrop women's basketball player Dequesha McClanahan becomes the Big South's all-time leading scorer when she scored her 2,155th career point, breaking the 14-year-old record of 2,154 points that was held by Liberty's Elena Kisseleva since 2000.



MARCH 16, 2014 – A record-tying four Big South men's basketball programs are postseason bound for the second consecutive year. Coastal Carolina is the Conference's automatic bid recipient to the NCAA Tournament, while High Point will appear in the NIT as the League's automatic qualifier. VMI accepts an invitation into the CollegeInsider.com Tournament (CIT) and Radford is the Big South's first-ever entrant into the College Basketball Invitational (CBI). It is the first time that the Big South has a team in all four men's basketball postseason events.

MARCH 20, 2014 – Radford's men's basketball team defeats Oregon State, 96-92, in the first round of the CBI, becoming the first Big South member to win a game in the postseason event.

MARCH 22, 2014 – VMI defeats IPFW, 106-95 in the second of the CIT, becoming the first Big South men's basketball team to win two postseason games in one season.

MARCH 26, 2014 – VMI rallies from a 17-point deficit to defeat Ohio, 92-90 in the Quarterfinals of the CIT, becoming the first Big South men's basketball team to advance to the Semifinals of a postseason tournament as well as the first team to play in April.

APRIL 1, 2014 – VMI's run in the CIT comes to end with its 75-62 home loss to Yale in the Semifinals. The Keydets' three postseason wins are a League-record.

APRIL 2, 2014 – Winthrop women's basketball player Dequesha McClanahan is among 20 players named to the 12th annual Division I-AAA Athletics Directors Association (DI-AAA ADA) Scholar-Athlete Basketball team. She is the Big South's first honoree since 2011.

APRIL 4, 2014 – Coastal Carolina men's basketball coach Cliff Ellis is the recipient of the Gene Bartow Award, which recognizes outstanding achievement and contributions to the game.

JULY 17, 2014 – The Big South Conference announces a new three-year television broadcast arrangement with the Sinclair Broadcast Group. The broadcasting agreement will begin with the 2014-15 athletic season and puts the Big South on the new American Sports Network (ASN). Sinclair will televise a minimum of 18 games during the course of the academic year featuring every Big South member institution.

AUG. 4, 2014 – ESPN announces that the Big South will be showcased nationally as part of the network's seventh annual "College Hoops Tip-Off Marathon" with the Nov. 18 High Point at Hawaii game. It marks the Big South's third appearance in the series.

AUG. 26, 2014 – Campbell women's basketball assistant coach Janice Washington is one of 40 participants in the 2014 WBCA Assistant Coaches Leadership Workshop in Parris Island, S.C. The workshop is designed to teach assistant coaches Marine Corps small unit leadership, including tactics, techniques and procedures.

OCT. 28, 2014 – The NCAA announces that the Big South Conference showed 85 percent of its student-athletes graduated within six years -- the League's highest-ever Graduation Success Rate (GSR). Women's basketball student-athletes posted a 93 percent GSR, the highest of any conference sport. Each sport recorded a higher GSR this year than last year. The Big South ranked in the top 10 among all NCAA Division I conferences in three of the four sports.



NOV. 11, 2014 – Winthrop's women's basketball team is ranked No. 23 in the preseason Mid-Major Top 25 poll, the fifth consecutive season that a Big South member has been ranked in the national Mid-Major poll.

NOV. 14-21, 2014 – The Big South picks up three men's basketball wins over Power 5 conferences during the first week of the regular-season, a first in League history. Charleston Southern wins at Ole Miss, Winthrop wins at Clemson and Gardner-Webb defeats Clemson.

NOV. 25, 2014 – Liberty's women's basketball team enters the CollegeInsider.com Mid-Major Top 25 poll at No. 19, the second Big South women's program to appear in the ranking. The Lady Flames would reach as high as No. 13 during the season.

DEC. 4, 2014 – Campbell women's basketball player Juli Osborne and UNC Asheville men's basketball player Corey Littlejohn are among the national nominees for the WBCA/NABC Allstate Good Works Team. Osborne is the second Big South women's basketball player to be nominated, while Littlejohn is the first Big South men's basketball player to be considered for the prestigious community service award.

DEC. 22, 2014 – Gardner-Webb's men's basketball team defeats Purdue, 89-84, to give the Big South its sixth victory over a Power 5 Conference. The Big South finished the non-conference with wins over the ACC (3), SEC (2) and Big Ten (1), the first time since 2011-12 that the League recorded victories over the three Conferences in the same season.

JAN. 20, 2015 – Gardner-Webb men's basketball player Jerome Hill is named the United States Basketball Writers Association (USBWA) Oscar Robertson National Player of the Week, becoming the first Big South men's basketball player to receive the honor in the award's six-year history.



FEB. 3, 2015 – Coastal Carolina men's basketball head coach Cliff Ellis becomes the first coach in NCAA Division I history with 150 wins at four different programs with the Chanticleers' 68-52 victory over UNC Asheville. Ellis won 171 games at South Alabama, 177 at Clemson and 186 at Auburn.

MARCH 16, 2015 – A League-record five Big South men's basketball programs earn postseason bids. Coastal Carolina is the Conference's representative in the NCAA Tournament, while Charleston Southern receives the Big South's automatic bid to the NIT. High Point is selected for the CollegeInsider.com Tournament (CIT), while Radford and Gardner-Webb accept bids to the College Basketball Invitational (CBI).

MARCH 18, 2015 – Radford wins at Delaware State, 78-57, to reach the quarterfinals of the College Basketball Invitational (CBI) for the second-straight year, becoming the first men's basketball program in League history with wins in consecutive postseason appearances.



APRIL 1, 2015 – High Point women's basketball player Stacia Robertson is named Honorable Mention All-America by the Associated Press, the Big South's first AP All-American since 2008-09.

JUNE 10, 2015 – The Big South Conference formally announces its new Strategic Plan, which had been in development for two years. The objective of the new plan is to transform the Big South Conference into "the premiere non-FBS conference in the Southeast." The primary areas of focus are basketball success, media exposure, academic centrality, student-athlete experience and messaging/branding.

JULY 1, 2015 – Winthrop men's basketball player Xavier Cooks is selected to play for the Australian National team in the World University Games that will be held July 4-13 in South Korea.

AUG. 3, 2015 – Former Charleston Southern men's basketball player Will Saunders earns a spot on Great Britain's Senior Men's National Team.

AUG. 6-14, 2015 – Coastal Carolina's men's basketball program will become the first NCAA Division I team to both visit and play basketball games in Cuba as part of a foreign tour trip.



OCT. 13, 2015 – High Point men's basketball John Brown is named to the Julius Erving Award Pre-Season Watch List, which is presented to the top small forward in men's college basketball and awarded by the Naismith Memorial Basketball Hall of Fame. Brown is one of 20 initial candidates for the award and the only player from a mid-major program to be a part of the watch list.

NOV. 4, 2015 – The Big South Conference matches its highest Graduation Success Rate (GSR) in 2015, according to data released today by the NCAA. The data, collected for student-athletes who entered college in 2008, showed 85 percent of Big South student-athletes graduated within six years. The Big South tied for 13th out of 32 Division I conferences in this year's report. Big South men's basketball student-athletes posted an 84 percent GSR -- tied for sixth in Division I. Women's basketball posted a 93 percentage for the second consecutive year, the highest of any conference sport and 12th nationally.

NOV. 10, 2015 – High Point men's basketball player John Brown is named to the 2016 Lou Henson Award Watch List, which honors the nation's top mid-major player.

NOV. 13, 2015 – As the 2015-16 college basketball season begins, close to 400 men's and women's games involving Big South member institutions will be available for fans to watch throughout the year. Men's basketball will have 201 games available for viewing, while women's basketball has 172 such contests.

NOV. 13-15, 2015 – Big South women's basketball grabs two signature wins in the opening weekend of the season. Gardner-Webb defeats North Carolina in the season opener, 66-65 in Chapel Hill, while Coastal Carolina knocks off Clemson. It is the first time since 2006-07 (three wins) that the Big South has collected two victories over the ACC in the same year.



NOV. 14-DEC. 19, 2015 – The Big South collects two men's basketball wins over BIG EAST members, as well as a victory over the Big Ten during the non-conference. Radford downed Georgetown in double-overtime in its season opener, followed by UNC Asheville on Dec. 19. In addition, the Highlanders defeated Penn State, 86-74 in State College, Pa., on Nov. 26, 12 days after the Georgetown victory.

JAN. 19, 2016 – High Point men's basketball player John Brown is named an official candidate for the Senior CLASS Award, one of the most prestigious honors awarded in all of college athletics. Brown is among the 30 initial candidates.

MARCH 1, 2016 – Big South women's basketball players Paige Love (UNC Asheville) and Aisha Foy (Radford) are selected to the WBCA's "So You Want To Be A Coach" program. They will participate in a three-day workshop that will be held April 1-3, 2016, in conjunction with the WBCA Convention in Indianapolis.

MARCH 24, 2016 – Longwood senior men's basketball forward Shaquille Johnson is selected as one of eight participants in the 2016 State Farm College Slam Dunk Championship, which will air on ESPN on March 31.

MARCH 25, 2016 – Radford women's basketball assistant coach Courtney Davidson is selected as one of the WBCA's 2016 Thirty Under 30. This program, which is in its inaugural year, is designed to recognize coaches at every level who demonstrate that years of experience are not required to be leaders in women's basketball. Davidson and the other 29 honorees will be recognized at the Final Four in April.



MARCH 28, 2016 – The National Association of Basketball Coaches (NABC) announces that Presbyterian College head men's basketball coach Gregg Nibert and

his wife, Peggy, will receive the organization's Guardians of the Game award at the NABC Guardians of the Game Awards Show. The Niberts will accept the award for service as foster parents for more than 10 years.

APRIL 20, 2016 – The NCAA announces that UNC Asheville's women's basketball team was the most improved team in Division I basketball for the 2015-16 season. Asheville recorded a 16-game turnaround in a one year period to take the top spot in the country.

AUG. 2, 2016 – Liberty's women's basketball team is ranked No. 22 nationally on the Women's Basketball Coaches Association (WBCA) annual NCAA Division I Academic Top 25 Team Honor Roll. It is the Big South's first appearance in the Academic Top 25 since 2008-09.

SEPT. 15, 2016 – The Big South Conference will be showcased nationally as part of ESPN's ninth annual "College Hoops Tip-Off Marathon" event, as ESPN2 will televise Winthrop's Tuesday, Nov. 15 game at Manhattan at 8:45am ET, followed immediately by Longwood's contest at Stephen F. Austin at 11:00am ET. It will be the Big South's fourth-ever appearance in the series that was created to celebrate the start of the college basketball season -- and also the first time the league has been selected for two games.



NOV. 21, 2016 – For the third consecutive season, a Big South men's basketball program defeats a Big Ten member as Winthrop rallies from a 10-point deficit to down Illinois in overtime, 84-80. Keon Johnson scores a career-high 38 points off the bench to lead the effort.

NOV. 30, 2016 – A record five men's basketball student-athletes are among the nominees for the NABC Good Works Team, which recognizes players at all levels whose charitable involvement and altruistic acts stand out and represent the areas of community service and leadership among their peers. The Big South's honorees are Miles Bowman Jr. (High Point), John Dawson (Liberty), Damarian Geter (Longwood), Will Adams (Presbyterian) and Kevin Vannatta (UNC Asheville).

DEC. 10, 2016 – For the third consecutive year, a Big South women's basketball program defeats an opponent from a Power 5 Conference, as Radford defeats Wake Forest of the ACC, 68-60.



DEC. 18, 2016 – The Big South collects its second win over a Big Ten program as Gardner-Webb wins at Nebraska, 70-62. It is the first time the Big South has won twice over the Big Ten in the same year. In fact, the Big South has defeated a Big Ten member three consecutive years, and owns a streak of six straight seasons with a win over Power 5 teams.

JAN. 14, 2017 – The Big South Conference introduces its new brand identity that epitomizes the league's strong commitment to its student-athletes and re-establishes the Conference's vitality, personality and longstanding success in NCAA Division I collegiate athletics under a new mantra – "Where Winners Are Made."



FEB. 2, 2017 – Campbell women's basketball player Bria Emanuel is named a participant in the 15th annual Women's Basketball Coaches Association (WBCA) "So You Want to Be a Coach" program. Each member will participate in the three-day workshop held March 29-31 in conjunction with the WBCA Convention in Dallas.



MARCH 12-13, 2017 – A league-record eight combined basketball programs receive postseason bids -- four men's teams and four women's squads. On the men's side, a record three teams accept invitations to play in the CollegeInsider.com Tournament (CIT) -- Campbell, Liberty and UNC Asheville, with Winthrop advancing to the NCAA Tournament. For the women, Campbell and Charleston Southern earn bids to the WBI to join Radford (WNIT) and UNC Asheville (NCAA) in the postseason.

MARCH 22, 2017 – Five Big South men's basketball players and one head coach earn NABC All-District 3 honors. Winthrop's Keon Johnson and UNC Asheville's Ahmad Thomas were First-Team honorees, while UNC Asheville Head Coach Nick McDevitt shared District 3 Coach of the Year honors with Florida Gulf Coast's Joe Doyle.

MARCH 31, 2017 – Longwood women's basketball player Eboni Gilliam receives an invitation to participate in the WNBA Combine at the NCAA Women's Final Four Saturday, April 2, in Dallas, Texas.

APRIL 5, 2017 – Three Big South student-athletes are named to the 15th Annual Division I-AAA Athletics Directors Association (DI-AAA ADA) Scholar-Athlete Awards. The three are all basketball players from UNC Asheville -- Chatori Major, Kevin Vannatta and Giacomo Zilli.

JUNE 20, 2017 – UNC Asheville women's basketball student-athlete Chatori Major is named to the 2017 Arthur Ashe Jr. Sports Scholar second-team by Diverse: Issues in Higher Education.



JUNE 21, 2017 – Winthrop men's basketball standout Xavier Cooks is named to the 12-man roster for Australia to compete in the World University Games, which will be held in Taipei with competition starting on Aug. 20 and ending with the Bronze and Gold medal games on Aug. 29.

JULY 12, 2017 – UNC Asheville and High Point University are among the Team Academic Excellence Award winners from the National Association of Basketball Coaches (NABC) Committee on Academics. It is the first time that the Big South Conference has had a men's basketball program recognized since the award was created five years ago. The award recognizes outstanding academic achievement by a team with a cumulative grade point average (GPA) of 3.0 or better for the 2016-17 season.

JULY 19, 2017 – A record four Big South women's basketball programs -- UNC Asheville, Gardner-Webb, High Point and Presbyterian College -- found spots on the Women's Basketball Coaches Association (WBCA) annual Academic Top 25 list. The Big South had the most honorees among NCAA Division I, with all four inside the top 17. Asheville was the highest ranked Big South member at No. 10 on the list.

JULY 27, 2017 – The Big South Conference joins the Men's Basketball Officiating Alliance that was formed last year by the Atlantic Coast Conference, BIG EAST Conference, Atlantic 10 Conference and Colonial Athletic Association. The Big South's participation in the Alliance -- along with the Ivy League, Northeast Conference and Patriot League -- is effective immediately. The Alliance will enable all eight conferences to work together on a wide range of officiating matters, including scheduling, training, development, recruitment, retention and evaluation. The long-term mission of the Alliance is to increase proficiency and consistency among veteran officials across the collegiate basketball officiating landscape and to facilitate the entry of younger referees into the officiating profession.

OCT. 10, 2017 – The Big South Conference and Van Wagner Sports & Entertainment (VWSE) announce a multi-year, exclusive marketing and sponsorship rights partnership. As part of the agreement, VWSE's Collegiate Services division will manage and market the multimedia rights associated with the Big South, as well as serve as the conference's corporate sponsorship representative. Together, VWSE and the Big South will look to further enhance event-driven experiences for the Conference while creating a year-round brand presence for sponsors, member institutions, and a growing fan base through sponsorship sales, promotions, event production, broadcast rights and marketing activation.

NOV. 8, 2017 – The Big South Conference announces it achieved its highest Graduate Success Rate (GSR) in 2017, as the NCAA determined that 86 percent of Big South student-athletes graduated within six years. It is the conference's fourth consecutive year at or above the 84 percentile, and one percent point better than the previous record of 85 percent, which was achieved twice in the same timeframe.

NOV. 15, 2017 – The Big South Conference announces it will add USC Upstate as a full member effective July 1, 2018.



NOV. 15, 2017 – Liberty men's basketball defeats Wake Forest, 79-66, to mark the Big South's first win over an ACC program since 2014-15. The victory marks the eighth consecutive season a Big South member has defeated a Power 5 team.



NOV. 16, 2017 – The Big South Conference announces the addition of Hampton University as a full member effective July 1, 2018.

DEC. 5, 2017 – Presbyterian's men's basketball team is named the inaugural Team of the Week by the National Association of Basketball Coaches (NABC) following its two dramatic, buzzer-beating wins over UNC Greensboro and North Carolina A&T.

JAN. 24, 2018 – Campbell men's basketball players Marcus Burk and Chris Clemons become the first teammates in Division I history to each make at least 10 three-point shots in the same game. Burk cans 10-of-16 triples at Liberty, while Clemons knocks down 10-of-14 three-point attempts against the Flames.

FEB. 22, 2018 – For the second time in league history, three men's basketball student-athletes are named CoSIDA Academic All-District, as UNC Asheville's Kevin Vannatta, High Point's Jahaad Proctor and Winthrop's Anders Broman are honored.

MARCH 12, 2018 – UNC Asheville men's basketball player Kevin Vannatta and Presbyterian College women's basketball player Janie Miles are named CoSIDA Academic All-Americans. Miles is a Second-Team selection and is the league's third women's basketball Academic All-American in four years. Vannatta was named to the Third-Team is the conference's first men's basketball Academic All-American since 2012-13.

MARCH 13, 2018 – Radford men's basketball defeats LIU-Brooklyn, 71-61, in the NCAA Tournament First Four in Dayton, Ohio, the Big South's fourth NCAA Tournament win and first since 2011.

MARCH 15, 2018 – Radford women's basketball defeats Penn State, 63-62 in overtime in the First Round of the WNIT inside the Bryce Jordan Center in University Park, Pa. The Highlanders are the first Big South team to win a WNIT game since 2013, and marks the league's fourth overall victory in the postseason event.



MARCH 21, 2018 – Radford men's basketball head coach Mike Jones is named the National Association of Basketball Coaches (NABC) District 3 Coach of the Year, becoming the fourth Big South head coach to win District 3 honors in the last five seasons.

MARCH 26, 2018 – Radford women's basketball assistant coach Camille Collier is selected as one of the Women's Basketball Coaches Association's (WBCA) 2018 Thirty Under 30. The program, in its third year, is designed to recognize coaches at every level who demonstrate that years of experience are not required to be leaders in women's basketball. Collier, along with the other 29 honorees, will be recognized at the Final Four on March 30.

MARCH 28, 2018 – Winthrop's Xavier Cooks is selected to participate in the 2018 Reese's College All-Star Game on Friday, March 30 as part of the NCAA Final Four festivities. Cooks will play for the Reese's Division I East All-Stars, and is the league's first representative in the All-Star game since 2009-10.

MARCH 29, 2018 – UNC Asheville men's basketball standouts Ahmad Thomas and Kevin Vannatta, Gardner-Webb's Liam O'Reilly and Presbyterian College's Reggie Dillard comprise the Big South Conference's entry in the inaugural Dos Equis 3X3U National Championship, which begins Friday, March 30 with pool play. The Big South is paired with the Mountain West, the Missouri Valley and America East conferences.

APRIL 11, 2018 – UNC Asheville men's basketball senior guard Kevin Vannatta is selected the Division I-AAA Athletics Directors Association (DIAA ADA) Men's Scholar-Athlete of the Year.



JULY 1, 2018 – Hampton University and USC Upstate officially join the Big South Conference.

JULY 24, 2018 – The Big South Conference and ESPN announce a seven-year extension to its media rights deal that will see close to 1,000 conference events carried on ESPN networks -- including a minimum 900 events each year on ESPN+, the first multi-sport, direct-to-consumer subscription streaming service from The Walt Disney Company Direct-to-Consumer & International segment and ESPN which launched in April. The agreement runs through 2024-25, 34 years since the longstanding relationship began in 1991. The comprehensive new deal makes ESPN+ the exclusive streaming home of Big South Network productions.



NOV. 6, 2018 – Gardner-Webb women's basketball opens the season with a 60-58 win at Florida, the Big South's first win over an SEC member since 2014-15.

NOV. 14, 2018 – Radford men's basketball knocks of Notre Dame, 63-60, in South Bend, marking the second-straight year a Big South member has defeated an ACC opponent.

NOV. 30, 2018 – Radford men's basketball picks up its second Power 5 win of the season with a 62-59 win at No. 17 Texas. It is the Big South's first win over a Big 12 member since 2013-14.

DEC. 3, 2018 – With a 6-1 record and road wins over Notre Dame and No. 17 Texas, Radford men's basketball receives votes in the Associated Press and USA Today/Coaches Top 25 polls for the first time in program history. The Highlanders are also named the NABC's "Team of the Week" for its 2-0 performance the previous week, which includes the win at Texas.



DEC. 8, 2018 – Radford women's basketball downs Virginia, 57-44, in Charlottesville for its first win over an ACC opponent since 2016-17. The win marks the Big South's fifth-straight season with a women's basketball Power 5 victory.

DEC. 17, 2018 – Gardner-Webb men's basketball defeats Georgia Tech, 79-69, for its first win over an ACC foe since 2014 and first Power 5 victory since 2016.

DEC. 21, 2018 – Campbell men's basketball player Chris Clemons becomes the Big South's all-time leading scorer after making a three-pointer at the 3:56 mark of the second half against Austin Peay for his 2,558th career point, breaking the old mark of 2,556 set by VMI's Reggie Williams in 2007.



DEC. 29, 2018 – Gardner-Webb men's basketball defeats Wake Forest, 73-69 for its second win over an ACC member in 12 days, as well as marks the Big South's third win over an ACC program for the first time since 2014-15. It is also the first time that the Big South has defeated three different ACC schools in the same season.



FEB. 5, 2019 – Campbell men's basketball player Chris Clemons is selected as the U.S. Basketball Writers Association National Player of the Week after back-to-back 39-point outings in a pair of wins over league-leading Radford and Longwood.

FEB. 20, 2019 – Hampton women's basketball head coach David Six is named the recipient of the USBWA 2019 Pat Summitt Most Courageous Award. Coach Six returned to the coaching sidelines after recovering from a stroke suffered in late June.



MARCH 18, 2019 – A Big South Conference-record six men's basketball programs will participate in postseason tournaments this March. Gardner-Webb secured the league's automatic bid to the NCAA Tournament, while Campbell will represent the conference in the NIT. Other postseason berths were secured by Presbyterian (CIT), Hampton (CIT), Charleston Southern (CIT) and Longwood (CBI).

MARCH 18, 2019 – A Big South Conference-record-tying four women's basketball programs will participate in postseason tournaments this March. Radford secured the league's automatic bid to the NCAA Tournament, while High Point will represent the conference in the WNIT. Campbell and UNC Asheville secured bids to the WBI.

MARCH 19, 2019 – Campbell men's basketball player Chris Clemons concludes his collegiate career with 3,225 career points -- third all-time in NCAA Division I history.



MARCH 25, 2019 – Campbell becomes the first Big South women's basketball program to advance to the Semifinals of the WBI following its 70-62 win over Tennessee Tech.

APRIL 5, 2019 – Campbell men's basketball player Chris Clemons is named MVP of the West Team in the Reese's NABC All-Star Game in Minneapolis, Minn., after scoring 21 of his game-high 25 points in the second half.

AUG. 7, 2019 – UNC Asheville's women's basketball team is named to the NCAA Division I Academic Top 25 team honor roll list by WBCA for the second time in three years. The Bulldogs cumulative team GPA for the 2018-19 school year was 3.505.

SEPT. 20, 2019 – Winthrop University is selected to serve as one of four hosts for the second annual NCAA College Basketball Academies, which will take place July 20–26, 2020.

OCT. 19–22 2019 – Two former Big South men's basketball standouts make NBA Opening Night rosters. Radford's



Javonte Green earns a spot on the Boston Celtics -- becomes the first Radford men's basketball player in program history to make an NBA roster. Campbell's Chris Clemons is signed to a two-way day with the Houston Rockets.

NOV. 6, 2019 – Hampton women's basketball defeats Alabama, 64–61, to mark the sixth consecutive season a Big South women's basketball program has defeated a Power Five school.

NOV. 11, 2019 – Winthrop men's basketball defeats No. 18 Saint Mary's, 61–59, for its third-ever win over a ranked team and first against a ranked program in a true road game. It is the second-straight year a Big South men's basketball member defeats a nationally-ranked program.

NOV. 19, 2019 – The Big South Conference announces that the 2021–23 Big South Men's and Women's Basketball Championships will be held in Charlotte, North Carolina, bringing the tournaments to historic Bojangles' Coliseum. The facility marks the league's first neutral site for its marquee basketball events since 2003 and just the fifth time overall in the conference's 36-year history.



NOV. 19, 2019 – For the second straight season, the Radford men's basketball team defeats a Power Five opponent, as the Highlanders down Northwestern, 67–56. It is the Big South's sixth win over a Big Ten team since 2011–12.

DEC. 3, 2019 – For the second time in 2019–20, a Big South men's basketball program wins at a Power Five member, as Charleston Southern defeats Missouri, 68–60. The win marked the league's first over an SEC member since 2014–15.



FEB. 1, 2020 – High Point's Camryn Brown breaks the Big South women's basketball single-game scoring record with her 44 points against Winthrop. She also ties the league record for most three-pointers in a game with 10. The previous scoring record of 42 points was set on Feb. 21, 1987.

FEB. 7, 2020 – The Big South Conference adds North Carolina Agricultural and Technical State University as a full member effective with the 2021–22 academic year. North



Carolina A&T's affiliation will begin July 1, 2021 and increase the current Big South membership to 12.

FEB. 15, 2020 – Hampton and Longwood tie an NCAA women's basketball single-game record for highest combined free throw percentage with at least 30 makes with a combined 37-of-37 from the charity stripe. Hampton went 22-of-22 from the foul line, while Longwood was 15-of-15.

MARCH 12, 2020 – The Big South Conference cancels the remaining rounds of the Women's Basketball Championship tournament due to the growing concerns related to the spread of the COVID-19 virus and the rapidly escalating developments nationally.

MAY 11, 2020 – The Big South Conference announces cost efficiencies to address the impacts of the COVID-19 pandemic will be enacted for the 2020–21 season, which includes the delaying of the combined Basketball Championships in Charlotte to 2022.

JUNE 12, 2020 – The Big South Conference and its member institutions announces a commitment to make Election Day, November 3, 2020, a required day off from all athletically-related activities for all of our teams to encourage our student-athletes and staff to exercise their right to vote. The only exceptions will be for teams with previously existing agreements and Conference championships activities, which will be minimal. Institutions involved in these events commit to encouraging their student-athletes to participate via absentee ballot or early voting. The Conference is committed to continue taking actions that will raise awareness and bring about positive change.

AUG. 17, 2020 – High Point men's basketball rising sophomore John-Michael Wright is selected to the NABC Player Development Coalition Roster, which is a diverse collection of Division I men's basketball student-athletes that will provide valuable perspective and feedback on college basketball issues. The coalition will meet quarterly and will have regular opportunities to address the NABC Board of Directors and NCAA committees. As part of the coalition, Wright will be provided with numerous professional and personal development experiences.



SEPT. 22, 2020 – Campbell women's basketball player Lauren McNamara-Clement is selected as the Big South Conference's representative to the NCAA's new Division I Women's Basketball Student-Athlete Engagement Group. The group will serve as an amplifying voice for women's basketball on key initiatives, legislation and various issues.



Kyle B. Kallander is in his 25th year as Big South Conference Commissioner in 2020-21, a tenure that has seen year-to-year growth in marketing and television, an enhanced digital presence as well as unparalleled success on the field and in the classroom.

Kallander's development of a long-term strategic plan, which allows the Big South to position itself as unique amongst its peers, brought football to the Big South in 2002 as well as women's lacrosse in 2012-13 — with both sports enjoying national success within five years of existence. He embarked on an updated strategy in 2015 to transform the Big South into the premiere non-FBS conference in the Southeast and spearheaded the most comprehensive rebranding of the league's identity in 2017.

He has solidified membership to double-digit totals for 12 consecutive years with the additions of Hampton, High Point, Gardner-Webb, Presbyterian College, Longwood and USC Upstate — as well as

the return of charter member Campbell University in 2011 — plus the addition of North Carolina A&T State University in 2021-22. Kallander's long range vision has also included technological advancements, as the conference introduced its first live streaming event in 2005 and has consistently provided video offerings of more than 900 annually through a partnership with the member institutions, as well as the creation of several online and social media platforms. Ongoing equipment upgrades have elevated these productions to "TV-ready" levels, while the emphasis on video integration has allowed the conference to expand its reach globally as well as serve as a model for peer conferences to emulate. Kallander has also pushed initiatives around student-athlete wellness, such as an annual Health & Safety Summit that began in 2016, and has emphasized diversity within the conference with the creation of Big South "Connection" networking events in 2017 and 2019.

Kallander has presided over some of the most pivotal events in the league's history both athletically and academically. During his tenure, the Big South:

- Has had one team National Champion (baseball);
- Has had six individual National Champions;
- Had a Big South member ranked No. 1 in the national polls in 2014 and 2015 (football);
- Has reached the NCAA "Sweet 16" in men's soccer, women's basketball, baseball and women's lacrosse;
- Started football and reached the FCS playoffs in five years and eventually gaining an automatic bid;
- Had two teams reach the FCS playoffs in the same year five times, and advancing in the playoffs seven consecutive years;
- Had a team advance to the FCS quarterfinals five times (2013, 2014, 2015, 2017 and 2018);
- Has had three teams qualify for NCAA competition in the same sport in the same year (men's soccer and men's golf);
- Had its first at-large NCAA Tournament selection in volleyball;
- Has had a softball team reach the Regional Championship game five times;
- Had a women's golf team advance to the NCAA Championship three times in a six-year span;
- Has placed two teams in the NCAA Baseball Regionals eight times;
- Had members defeat the No. 1-ranked football and baseball team in the nation;
- Had its first-ever NCAA Men's Basketball Tournament first round win among four overall victories;
- Has had a baseball team earn a No. 1 seed and host an NCAA Regional and Super Regional;
- Had a doubles team advance to the quarterfinals of the NCAA Women's Doubles Championship;
- Had an individual reach the round of 32 in the NCAA Men's Singles Championship;
- Had its first All-Americans in men's and women's cross country, and men's tennis;
- Had a league-record 42 student-athletes earn All-America distinction in 2011-12;
- Has had women's basketball, men's soccer, softball, baseball, women's soccer, volleyball and women's lacrosse televised for the first time;
- Had a Big South-record 13 student-athletes achieve Academic All-America status in 2003-04 and 2013-14;
- Has seen year-to-year record APR Recognition Awards and Graduation Success Rates
- Had its first-ever national finalist for NCAA Woman of the Year;
- Saw seven programs receive at-large NCAA postseason berths in 2012-13;
- Live video streaming of conference events to elevate the league's exposure to new audiences via new integrated digital platforms, including ESPN+;
- Expansion and renovation of current conference headquarters that includes the new Big South Network production studio

The conference has produced more All-Americans since Kallander took office, while increasing its share of Academic All-Americans and All-District selections. For the last six years, more than 55 percent of the league's student-athletes have achieved at least a 3.0 grade point average — including a record 64.83 percent in 2019-20, while several student-athletes have been recipients of various Postgraduate Scholarships during his timeframe. Kallander has also successfully integrated the conference's profile with the member institutions' general student body, notably through the development of the Big South Academic Consortium, which sponsors the annual Academic College Bowl among league members and the Big South Undergraduate Research Symposium. Furthermore, the Big South has been providing a Graduate Fellowship for postgraduate studies to one male and one female graduating student-athlete for more than a decade.

Nationally, Kallander has been heavily involved in several organizations and

committees. He was named to the NCAA Football Competition Committee in July 2020, and previously served on the NCAA Football Oversight Committee and NCAA Division I Baseball Committee — including Chair for the 2011-12 season. He also a member on the NCAA/USOC Task Force, which examined the decline of Olympic sports programs at the nation's college and universities, chaired the NCAA Olympic Sports Liaison Committee, was a member of the NCAA Committee on Women's Athletics, and was twice a Vice President of the Collegiate Commissioners Association (CCA) from 2001-03 and 2011-12.

To this day, Kallander continues to secure aggressive television packages through relationships with ESPN and its various networks. The partnerships have brought the Big South new and enhanced television exposure for its member institutions and student-athletes, and coupled with the Big South Network, the league's exposure is seen by a worldwide audience. Kallander successfully negotiated a seven-year TV deal extension with ESPN through 2025, which has expanded the number of Big South events on ESPN platforms. The agreement includes a minimum six events per season on ESPN — a majority of which are primetime men's basketball telecasts, as well as the league's Baseball Championship game.

Named the Big South's third commissioner on June 24, 1996, Kallander formed the Big South Marketing Group (BSMG) upon his arrival, a partnership with member institutions that enables the conference to develop an integrated marketing strategy and offer comprehensive corporate partnership packages. The Big South Business Group (BSBG) was also created, involving the Chief Financial Officers from each member institution. The BSBG explored ways that members can benefit through working together and with conference corporate partners. Kallander has overseen a revision of the league's governance structure and has been instrumental in securing record sponsorship revenues throughout his tenure, and has been innovative in developing and executing a public relations plan for the Big South, which has resulted in increased exposure, both on a regional and national level. On the field, the conference has added four Championship sports under Kallander — men's and women's indoor track & field, football and women's lacrosse.

Kallander came to the Big South after serving as Southwest Conference Commissioner during the 1995-96 season. Under his guidance, the Southwest generated more than \$22 million in revenue, an all-time record. Kallander was also directly responsible for negotiating and implementing television agreements with CBS, Raycom and Prime Sports Southwest for the 1995-96 football and basketball seasons. He successfully administered the league's postseason basketball tournaments, which attracted its largest attendance since 1990, and also served as Tournament Director for the 1996 NCAA Men's Basketball Midwest Region First and Second Round Games in Dallas.

He began his collegiate athletics career at his alma mater, the University of Washington, in 1985, where he served as Director of Advertising & Promotions, as well as Director of Compliance, before joining the Southwest Conference in 1992 as Assistant Commissioner.

Kallander received a Bachelor of Arts Degree in Physical Education in 1980, and a Master of Science Degree in Kinesiology in 1982, from Washington. He is married to the former Lisa Dallosto and has two sons, Stefan, and Tristan.

THE KALLANDER FILE

Hometown:	Mercer Island, Wash.
Education:	B.A. in Physical Education, University of Washington, 1980 M.S. in Kinesiology, University of Washington, 1982
Previous Employment:	Commissioner, Southwest Conference 1995-96
Date of Hire:	June 24, 1996
Big South Conference Milestones:	<ul style="list-style-type: none"> • Addition of new members: Hampton, High Point, Presbyterian, Gardner-Webb, Longwood, North Carolina A&T (2021-22) and USC Upstate, plus the return of charter member Campbell • Addition of men's and women's indoor track & field in 1997, football in 2002 and women's lacrosse in 2013. • Aggressive television packages, which include coverage by ESPN, ESPN3, ESPN+ and ESPN+, and includes football, men's and women's basketball, baseball, softball, men's and women's soccer, volleyball and women's lacrosse. • Creation of Big South Academic Consortium of Big South Chief Academic Officers and Faculty Athletics Representatives to develop shared academic programs and resources among member institutions. • Progressive approach to Internet presence, including the addition of live video broadcasts on the Big South Network, which totaled more than 900 annually and can now be viewed on ESPN+. • Expansion and renovation of current conference headquarters to include new Big South Network production studio. • Formation of Big South Marketing Group and the Big South Business Group, resulting in record revenue for the conference. • Creation of Big South Sportsmanship program and Graduate Fellowship program. • Initiation on Strategic Planning process, allowing the league to position itself for future successes. • Innovative programs such as Health & Safety Summit and Big South "Connection" networking event • Most extensive overhaul of conference brand identity with new messaging and branding

The Big South Conference Hall of Fame was formed as part of the League's 20th anniversary celebration in 2003-04. Each year the Conference will induct up to eight (8) individuals into the Hall of Fame. The Conference Hall of Fame is housed at the office headquarters in Charlotte, N.C., and features historical images and artwork of the league's accomplishments and achievements over the years as well as each enshrinee's plaque.

The inaugural class was inducted in May 2003 and consisted of 11 former student-athletes, coaches and administrators who were integral in the creation, development and early success of the Big South Conference. Inductees are enshrined as part of the League's annual Spring Meetings. The Big South Hall of Fame now boasts 73 members -- including 16 former basketball student-athletes and five head basketball coaches. The Hall of Fame did not induct a class in 2009 due to the League's 25th Anniversary celebration during the 2008-09 campaign, nor in 2020 due to the coronavirus pandemic.

BIG SOUTH CONFERENCE HALL OF FAME INDUCTEES

STUDENT-ATHLETES (52)

Anthonia Akpama, Liberty volleyball (1996-99)	Inducted 2013
PETER ALUMA, Liberty men's basketball (1993-97)	Inducted 2008
HOLLY BOTTAR, Coastal Carolina women's basketball (1988-91)	Inducted 2004
TAMMY BROWN, Campbell women's basketball (1987-91)	Inducted 2006
Amber Campbell, Coastal Carolina women's track & field (2000-04)	Inducted 2016
Jason Colson, Winthrop baseball (1998-01)	Inducted 2012
Catherine Conder, Coastal Carolina women's cross country (1994-97)	Inducted 2010
DOUG DAY, Radford men's basketball (1989-93)	Inducted 2005
ROBERT DOWDELL, Coastal Carolina men's basketball (1987-91)	Inducted 2007
David Doyle, Campbell men's soccer (1983-86)	Inducted 2015
Collin Drafts, Charleston Southern football (2003-06)	Inducted 2017
TONY DUNKIN, Coastal Carolina men's basketball (1989-93)	Inducted 2003
Jessica Falca, Coastal Carolina softball (1996-99)	Inducted 2011
KATIE FEENSTRA, Liberty women's basketball (2001-05)	Inducted 2016
Ilona Fekete, UNC Asheville volleyball (1990-92)	Inducted 2003
ANNE FONTAINE, Radford volleyball & women's basketball (1990-95)	Inducted 2017
Jim Gardas, Charleston Southern men's golf (1996-99)	Inducted 2010
VICKI GIFFIN, UNC Asheville women's basketball (1993-97)	Inducted 2016
Sara Graziano, Coastal Carolina softball (1993-94)	Inducted 2005
Jeff Greene, Winthrop men's track & field/cross country (1993-95)	Inducted 2008
Michelle Hall, Coastal Carolina softball (1990-93)	Inducted 2003
STEPHANIE HOWARD, Radford women's basketball (1986-89)	Inducted 2003
Sherry Johnson, Coastal Carolina softball (1992-95)	Inducted 2007
Lisa Kemme, Winthrop softball (1988-91)	Inducted 2003
Emma Kidd, Coastal Carolina women's tennis (1999-02)	Inducted 2014
ELENA KISSELEVA, Liberty women's basketball (1996-00)	Inducted 2011
Bryan Link, Winthrop baseball (1992-95)	Inducted 2006
Luis Lopez, Coastal Carolina baseball (1991-94)	Inducted 2004
Tomas Malik, Coastal Carolina men's tennis (1994-97)	Inducted 2008
Hilary McKay, UNC Asheville women's soccer (2002-05)	Inducted 2019
Juha Miettinen, Campbell men's soccer (1987-90)	Inducted 2018
Taylor Milne, High Point men's track & field (2001-05)	Inducted 2018
Michelle Minton, Coastal Carolina softball (1990-94)	Inducted 2005
Becky Morgan, UNC Greensboro women's golf (1994-97)	Inducted 2012
Guy Norcott, Coastal Carolina men's soccer (1989-92)	Inducted 2010
Hans Olsen, Charleston Southern men's tennis (1989-92)	Inducted 2006
Kevin Pendley, Winthrop men's golf (1995-98)	Inducted 2010
JOSH PITTMAN, UNC Asheville men's basketball (1994-98)	Inducted 2010
ARIZONA REID, High Point men's basketball (2004-08)	Inducted 2019
JOE SPINKS, Campbell men's basketball (1990-94)	Inducted 2004
Ian Spooner, Radford men's soccer (1991-95)	Inducted 2013
Dante Washington, Radford men's soccer (1988-92)	Inducted 2003
BROOKE WEISBROD, Coastal Caro women's basketball, softball, tennis (1997-01)	Inducted 2017
Harold Wells, Gardner-Webb football (2001-04)	Inducted 2019
Ryan Werner, Liberty men's track & field (1992-96)	Inducted 2007
Ty Wigginton, UNC Asheville baseball (1996-98)	Inducted 2011
SHANNAN WILKEY, Radford women's basketball (1990-94)	Inducted 2005
Jolene Williams, Coastal Carolina women's cross country/track (1996-00)	Inducted 2012
Sue Williams, Radford women's soccer (1990-93)	Inducted 2015
Janiva Willis, Winthrop softball (2002-05)	Inducted 2018
Janet Wooten, Campbell women's golf (1991-94)	Inducted 2008
Jill Young, UNC Asheville women's soccer (1993-96)	Inducted 2008

COACHES (11)

EDDIE BIEDENBACH, UNC Asheville men's basketball coach (1996-13)	Inducted 2015
Alan Connie, Coastal Caro. women's cc/track & field coach (1986-2014)	Inducted 2016
DR. RON BRADLEY, Radford men's basketball coach (1991-02)	Inducted 2010
CHARLENE CURTIS, Radford women's basketball coach (1984-90)	Inducted 2006
Jess Dannelly, Coastal Carolina softball (1988-09)	Inducted 2015
GREGG MARSHALL, Winthrop men's basketball coach (1998-07)	Inducted 2012
Hans Olsen, Charleston Southern men's tennis coach (1997-01)	Inducted 2006
Jim Settle, Charleston So. cross country and track coach (1965-92)	Inducted 2005
Horace Turbeville, Winthrop baseball coach (1978-91)	Inducted 2007
John Vrooman, Coastal Carolina baseball coach (1975-77, 1987-95)	Inducted 2004
WANDA WATKINS, Campbell women's basketball coach (1981-2016)	Inducted 2019

ADMINISTRATORS/CONTRIBUTORS (11)

Howard Bagwell, Charleston Southern	Inducted 2003
Director of Athletics (1965-00)	
Big South Conference co-Founder	
Wendell Carr, Campbell	Inducted 2003
Director of Athletics (1974-92)	
Dr. George A. Christenberry, Augusta State	Inducted 2003
President (1970-86)	
Big South Conference Co-Founder/President (1983-86)	
Dr. Donald Dedmon, Radford	Inducted 2007
President (1972-94)	
Big South Conference President (1986-92)	
Dr. Anthony J. DiGiorgio, Winthrop	Inducted 2013
President (1989-13)	
Big South Conference President (1992-98, 2006-09)	
Jerry Edwards, Liberty	Inducted 2012
Radio Broadcaster (1981-10)	
Mike Gore, UNC Asheville	Inducted 2018
Sports Information Director (1986-15)	
Tom Hickman, Winthrop	Inducted 2017
Director of Athletics (1996-2016)	
George F. "Buddy" Sasser, Coastal Carolina	Inducted 2003
Director of Athletics (1986-89, 1996-99)	
Big South Conference Commissioner (1989-96)	
Dr. Edward M. "Dick" Singleton, Coastal Carolina	Inducted 2003
Chancellor (1963-83)	
Big South Conference Commissioner (1983-89)	
Chuck Taylor, Radford	Inducted 2006
Director of Athletics (1974-96)	



2019 HALL OF FAME CLASS



Official Basketball of the Big South Conference



TF-1000 Legacy Advanced moisture management for improved dry and wet grip • Wide channel design • Designed for high caliber competitive indoor play • Soft foam-infused carcass design

www.spalding.com

All other trademarks are owned by Russell Brands, LLC or its affiliate. © 2012 Russell Brands, LLC. All rights reserved

MEN'S BASKETBALL PRESEASON POLL

(as voted by League head coaches and media)

RK	SCHOOL (first-place votes)	POINTS
1.	Winthrop (21)	261
2.	UNC Asheville (2)	214
3.	Charleston Southern	192
4.	Gardner-Webb (1)	188
5.	USC Upstate	149
6.	Radford	127
7.	High Point	117
8.	Longwood	111
9.	Hampton	92
10.	Campbell	78
11.	Presbyterian College	55

MEN'S BASKETBALL PRESEASON

ALL-CONFERENCE TEAM

(as voted by League head coaches and media)

FIRST-TEAM	SCHOOL	YR	POS	HT	WT
Phlandrous Fleming Jr.	Charleston Southern	Sr.	G/F	6-4	210
D.J. Burns Jr.	Winthrop	R-Soph.	F/C	6-9	260
DeVon Baker	UNC Asheville	Jr.	G	6-2	190
Chandler Vaudrin	Winthrop	R-Sr.	G	6-7	210
Jaheam Cornwall	Gardner-Webb	Sr.	G	6-0	175
SECOND-TEAM	SCHOOL	YR	POS	HT	WT
Tommy Bruner	USC Upstate	Soph.	G	6-1	175
LJ Thorpe	UNC Asheville	R-Jr.	F	6-5	215
John-Michael Wright	High Point	Soph.	G	6-1	185
Everette Hammond	USC Upstate	Jr.	G	6-3	185
Kareem Reid	Gardner-Webb	Soph.	F	6-9	205



PHLANDROUS FLEMING JR.
Charleston Southern
Preseason Player of the Year



D.J. BURNS JR.
Winthrop



DEVON BAKER
UNC Asheville



CHANDLER VAUDRIN
Winthrop



JAHEAM CORNWALL
Gardner-Webb

WOMEN'S BASKETBALL PRESEASON POLL

(as voted by League head coaches)

RK	SCHOOL (first-place votes)	POINTS
1.	Campbell (6)	112
2.	Radford (2)	107
3.	High Point (3)	104
4.	Hampton	86
5.	Gardner-Webb	70
6.	Longwood	66
7.	UNC Asheville	56
8.	Presbyterian College	48
9.	USC Upstate	30
10.	Charleston Southern	24
11.	Winthrop	23

WOMEN'S BASKETBALL PRESEASON

ALL-CONFERENCE TEAM

(as voted by League head coaches)

FIRST-TEAM	SCHOOL	YR	POS	HT
Skyler Curran	High Point	Jr.	G	6-0
Laren VanArsdale	Hampton	Jr.	G	5-3
Kyla McMakin	Longwood	Soph.	G	5-11
Nylah Young	Hampton	Soph.	F	5-11
Nadiria Evans	UNC Asheville	Sr.	G	5-8
SECOND-TEAM	SCHOOL	YR	POS	HT
Trinity Johnson	Presbyterian College	Jr.	G	5-7
Taya Bolden	Campbell	R-Sr.	F	5-10
Shy Tuelle	Campbell	Jr.	G	5-10
Luana Serranho	Campbell	Jr.	G	5-6
Amele Ngwafang	Radford	Jr.	F	6-0



SKYLER CURRAN
High Point
Preseason Player of the Year



LAREN VANARSDALE
Hampton



KYLA McMAKIN
Longwood



NYLAH YOUNG
Hampton



NADIRIA EVANS
UNC Asheville



MEN'S BASKETBALL 2020-21 PRESEASON NOTES

WINTHROP TABBED PRESEASON FAVORITE IN 2020-21

For the first time since 2016-17, Winthrop is the preseason men's basketball favorite. The defending Big South champion Eagles collected 21 of the 24 votes cast and finished with 261 points in the preseason ranking. Winthrop is the Big South's preseason pick for the eighth time overall and second under head coach **PAT KELSEY**. The previous seven times as preseason favorites were 2000-01, 2001-02, 2003-04, 2005-06, 2006-07, 2008-09 and 2016-17.

PHLANDROUS FLEMING JR. VOTED PRESEASON PLAYER OF THE YEAR

Charleston Southern senior guard/forward **PHLANDROUS FLEMING JR.** has been voted the Big South Men's Basketball Preseason Player of the Year by the league's coaches and media. Fleming was the 2019-20 Big South Defensive Player of the Year as well as a First-Team All-Big South selection and NABC District 3 honoree after averaging 17.7 points and a league-high 8.7 rebounds. He ranked among the league leaders in scoring (4th), assists (4th - 3.8), free throw percentage (5th - 77.9), steals (13th - 1.3) and blocked shots (3rd - 1.5). Fleming was tops in the Big South with 7.1 defensive rebounds per game -- 2.0 more than the next closest player, and recorded career-highs in blocks (47) and steals (40). The first player in Big South history to record a triple-double in a conference tournament game (14 points, 11 rebounds, 12 assists vs. Presbyterian on March 3), Fleming set single-game personal bests of 34 points and 15 boards (twice) in 2019-20, and his league-leading 13 double-doubles featured seven 20-point, 10-rebound performances. In 18 Big South games last season, Fleming averaged 21.5 points (3rd), 9.2 rebounds (1st), 7.8 defensive rebounds (1st), 4.2 assists (5th), 1.5 blocked shots (4th), 47.0 percent from the field (7th) and 76.3 percent from the charity stripe (8th). He is the first-ever Charleston Southern student-athlete to be voted Preseason Player of the Year.

ROLL CALL

For the first time since 2016-17, the Big South has no new head coaches in the league. The conference has three coaches with at least 10 years at their current institution -- CSU's **BARCLAY RADE-BAUGH** (16), Hampton's **ED JOYNER JR.** (12) and Radford's **MIKE JONES** (10). Winthrop's **PAT KELSEY** is next (9), followed by Campbell's **KEVIN MCGEEHAN** and GWU's **TIM CRAFT** (8). The five remaining Big South coaches joined the league within the past two seasons (4 in 2018-19, 1 in 2019-20).

BAKER'S DOZEN?

Winthrop won its Big South-record 12th league championship in 2019-20, extending its league mark and now seven ahead of the next closest team. As the 2020-21 preseason favorite, the Eagles will attempt to become the Big South's first back-to-back champion since former member Coastal Carolina won consecutive titles in 2013-14 and 2014-15.

RING BEARERS

As noted above, it has been five seasons since a Big South member captured back-to-back championships. Since that time, four different league programs hoisted the trophy -- UNC Asheville (2016), Winthrop (2017 and 2020), Radford (2018) and Gardner-Webb (2019). In a five-year span from 2015-19, the Big South had five different champions, marking a first in league history.

2020-21 SEASON TO HAVE 20-GAME DOUBLE-ROUND CONFERENCE SCHEDULE

For the first time in Big South history, men's basketball will play a 20-game double round-robin conference schedule due to the reduced overall schedule caused by COVID-19. All contests will be back-to-back two-game series against the same opponent at the same location on consecutive days. In previous seasons with 11 members (2011-12, 2014-16, 2018-present), the league utilized an unbalanced slate of either 16 or 18 games prior to this year.

NORTH CAROLINA A&T UNIVERSITY TO JOIN BIG SOUTH IN 2021-22

On Feb. 7, 2020, the Big South announced the addition of North Carolina A&T University as a full member beginning in 2021-22. The Aggies will officially join on July 1, 2021 as the Big South's 12th member, matching the league's all-time high. The conference had 12 members in 2012-13 and 2013-14 before dropping to 11 in 2014-15. North Carolina A&T will reunite with former MEAC rival Hampton, as well as become the Big South's fifth member from the state of North Carolina.

HERCULES TIRES BIG SOUTH CHAMPIONSHIP MOVING TO CHARLOTTE IN 2022

The Big South announced on Nov. 19, 2019 that the men's and women's Conference Tournament Championships will move to Bojangles' Coliseum in the league's home city of Charlotte, N.C. The facility marks the league's first neutral site for its marquee basketball events since 2003 and just the fifth time overall in the conference's 37-year history. The original intention was to host the event for three years from 2021-23, but was pushed back to 2022 to allow for budget efficiencies for the conference and membership this year due to the financial impact of COVID-19 that was experienced in the spring. The 2021 Hercules Tires Men's Basketball Championship will again be a home site/earned seed format.

2019-20 MISCELLANEOUS STATISTICS

GAMES WITH 20-OR-MORE POINTS (2020-21 returning players only)

Player	20-24	25-29	30+	Total
Phlandrous Fleming, CSU	8	5	3	16
Tajion Jones, AVL	8	1		9
E. Hammond, UPST	5	3	1	9
John-Michael Wright, HPU	4	1	2	7
DeVon Baker, AVL	2	2	2	6
Tommy Bruner, UPST	4	1	1	6
Jaheam Cornwall, GWU	5			5
Deontaye Buskey, CSU	3		1	4
LJ Thorpe, AVL	3		1	4
Ty Jones, CSU	3			3
Lavar Batts, AVL		1	1	2
Cedric Henderson, CAM	1	1		2
Juan Munoz, LW	1	1		2
D.J. Burns, WU	2			2
Eric Coleman Jr., HPU			1	1
Christian Wilson, LW		1		1
Jordan Whitfield, CAM	1			1
Travis Anderson, CSU	1			1
Davion Warren, HU	1			1
Caden Sanchez, HPU	1			1
Zeb Graham, PC	1			1
Bryson Mozone, UPST	1			1
Brandon Martin, UPST	1			1
Nevin Zink, UPST	1			1
Russell Jones Jr., WU	1			1
Chandler Vaudrin, WU	1			1

GAMES WITH 10-OR-MORE REBOUNDS (2020-21 returning players only)

Player	10-14	15-19	20+	Total
Phlandrous Fleming, CSU	11	2		13
Davion Warren, HU	4	1		5
LJ Thorpe, AVL	4			4
Nevin Zink, UPST	4			4
Chandler Vaudrin, WU	4			4
John-Michael Wright, HPU	3			3
Caden Sanchez, HPU	2			2
Rob Peterson III, HPU	2			2
Cliff Thomas Jr., HPU		1		1
Cedric Henderson, CAM	1			1
Joshua Lusane, CAM	1			1
Ludovic Dufael, GWU	1			1
Kareem Reid, GWU	1			1
Ed Oliver-Hampton, HU	1			1
Leslie Nkerekuwem, LW	1			1
DeShaun Wade, LW	1			1
Owen McCormack, PC	1			1
E. Hammond, UPST	1			1
Bryson Mozone, UPST	1			1

GAMES WITH 10-OR-MORE ASSISTS (2020-21 returning players only)

Player	10-14	15-19	20+	Total
Chandler Vaudrin, WU	2	1		3
Phlandrous Fleming, CSU	2			2
LJ Thorpe, AVL	1			1

THREE-PEAT IN THE BIG SOUTH CHAMPIONSHIP

Last March, the No. 1 seed was eliminated prior to the Championship game for the third-straight year in the Big South's current home site/earned seed format -- meaning the highest remaining seed hosted the title contest on its home floor. In 2020, No. 5 seed Hampton downed No. 1 Radford in the semifinals, which moved the Championship game to No. 2 Winthrop. In 2019, No. 4 seed Gardner-Webb downed No. 1 Campbell in the semifinals, which moved the Championship game to No. 2 Radford. Unlike 2018 when the No. 2 seeded Highlanders won the title over No. 5 Liberty on a buzzer-beater on its home floor, the visitors prevailed in 2019 as Gardner-Webb led the final 38:29 of the game in defeating Radford, 76-65, for the first Championship win over the host team since 2011.

SELECTING A MAJOR

The Big South enters the 2020-21 campaign having recorded a victory over programs from major basketball conferences in 10 consecutive seasons, dating back to 2010-11, with a total of 34 victories in that span. The breakdown: 11-ACC, 8-SEC, 6-Big Ten, 5-Big East, 2-Pac 12, 2-Big 12. In 2019-20, Radford (Northwestern) and Charleston Southern (Missouri) provided the league with two wins over Power 5 members.

20 ON MY MIND

For the fifth time in six seasons, two Big South members won 20 regular-season games in the same year, as Radford (20) and Winthrop (21) entered the league tournament with the victory benchmark -- and just the eighth time in conference annals. It was Radford's 10th overall 20-win season during its Big South affiliation, and fifth under head coach **MIKE JONES**. Winthrop won 20 games for the first time since 2016-17 and fourth time under head coach **PAT KELSEY**, as well as its Big South-record 12th time.

LEADERS OF THE PACK

Winthrop has led the Big South in scoring offense each of the past five seasons -- tied for the longest streak in Big South history. The Eagles have matched VMI's original record run of five consecutive years from 2006-11. Meanwhile, Winthrop has been the Big South leader for three-pointers per game now four years running, joining Charleston Southern from 2012-16 as the second-longest swing in league annals. VMI holds that record of six-straight years from 2006-12. Since 2012-13, the league leader for 3-pointers per game has finished a campaign averaging more than 9.0 treys -- with Winthrop draining 9.48 (2016-17), 9.55 (2017-18), 12.50 (2018-19) and 9.47 (2019-20) during its current run.

I'LL TAKE SCORING FOR 1,000 PLEASE, ALEX

The Big South has just two active 1,000 career scorers entering the 2020-21 campaign, as Pre-season Player of the Year **PHLANDROUS FLEMING JR.** is 120th all-time in league history with 1,148 points, followed by UNC Asheville junior **DEVON BAKER** in 162nd place with 1,010 career markers. Baker became just the sixth sophomore in the conference record book to reach 1,000 career points when eclipsed the milestone in 2019-20. Gardner-Webb's **JAHEAM CORNWALL** is the next active scoring leader with 846 career points.

TRIPLE HEADER

Charleston Southern's **PHLANDROUS FLEMING JR.** recorded the first triple-double in conference tournament history with 14 points, 11 rebounds and 12 assists in the Bucs' 81-64 First Round win over Presbyterian last March. It was the conference's fourth triple-double of 2019-20, a Big South single-season record. UNC Asheville's **LJ THORPE** notched the Big South's third triple-double of the season with 17 points, 13 rebounds and 10 assists at Hampton on Feb. 10. Presbyterian College's **CORY HIGHTOWER** recorded the Big South's first triple-double of 2019-20 with his 16 points, 10 rebounds and 10 assists at Quinnipiac on Nov. 23, becoming the first PC player on the Big South's all-time triple-double list. Winthrop's **CHANDLER VAUDRIN** recorded a triple-double of 10 points, 12 rebounds and 11 assists in the Eagles' Big South-opening win over Longwood on Jan. 2, the first triple-double in a conference game since 2012.

WIN-AIDED

Winthrop head coach **PAT KELSEY** is the second coach in Big South history with seven consecutive 10-win Big South seasons, joining former Winthrop leader **GREGG MARSHALL** (8). Kelsey enters 2020-21 needing seven Big South wins to become just the fourth in league history with 100. His 67.4 winning percentage in conference games (93-45) is third-highest (based on minimum 100 games coached), and he ranks fifth all-time in overall victories with 163 -- needing 16 to move into a tie for fourth.

2019-20 MISCELLANEOUS STATISTICS

TRIPLE-DOUBLES

(2020-21 returning players only)

- 1 Chandler Vaudrin, Winthrop
- 1 LJ Thorpe, UNC Asheville
- 1 Phlandrous Fleming, Charleston Southern

DOUBLE-DOUBLES

(2020-21 returning players only)

- 13 Phlandrous Fleming, Charleston Southern
- 5 Davion Warren, Hampton
- 3 John-Michael Wright, High Point
- 3 Nevin Zink, USC Upstate
- 3 LJ Thorpe, UNC Asheville
- 3 Chandler Vaudrin, Winthrop
- 1 Cedric Henderson Jr., Campbell
- 1 Caden Sanchez, High Point
- 1 Cliff Thomas Jr., High Point
- 1 DeShaun Wade, Longwood
- 1 Bryson Mzone, USC Upstate

GAMES WITH 20-POINTS, 10-ASSISTS

(2020-21 returning players only)

- 1 Phlandrous Fleming, Charleston Southern
(31 Pts, 11 Ast at Gardner-Webb - 1/25)

GAMES WITH 20-POINTS, 10-REBOUNDS

(2020-21 returning players only)

- 8 Phlandrous Fleming Jr., Charleston So.
(20 Pts, 11 Reb at Eastern Ky. - 12/21)
(20 Pts, 11 Reb vs. Piedmont Int'l - 12/28)
(28 Pts, 14 Reb at Hampton - 1/4)
(25 Pts, 14 Reb vs. UNC Asheville - 1/11)
(20 Pts, 13 Reb vs. Winthrop - 1/30)
(34 Pts, 15 Reb vs. Hampton - 2/8)
(21 Pts, 15 Reb vs. High Point - 2/13)
(23 Pts, 12 Reb at Radford - 3/5)
- 1 Cedric Henderson Jr., Campbell
(25 Pts, 10 Reb vs. Presbyterian - 2/8)
- 1 John-Michael Wright, High Point
(22 Pts, 11 Reb vs. UNC Asheville - 2/27)

TEAMMATES WITH 20 POINTS, SAME GAME

- 15 Hampton
- 6 Charleston Southern
- 4 UNC Asheville
- 4 Gardner-Webb
- 2 Longwood
- 2 Winthrop
- 2 Presbyterian
- 2 USC Upstate
- 2 High Point
- 1 Campbell
- 1 Radford



2020-21 MEN'S BASKETBALL COMPOSITE SCHEDULE

WEDNESDAY, NOV. 25

RADFORD at Virginia Tech	ACCNX	12:00pm
Southern Wesleyan at USC UPSTATE	ESPN+	2:00pm
HIGH POINT at Davidson	ESPN+	7:00pm
CHARLESTON SOUTHERN at N.C. State	ACCNX	8:00pm
GARDNER-WEBB at Duke	ACCN	Postponed
LONGWOOD vs. Alabama State		Canceled

THURSDAY, NOV. 26

LONGWOOD vs. Delaware State		12:00pm
-----------------------------	--	---------

FRIDAY, NOV. 27

CHARLESTON SOUTHERN vs. Eastern Kentucky		2:00pm
UNC Wilmington at UNC ASHEVILLE	ESPN+	3:30pm
LONGWOOD at Wake Forest	ACCN	7:00pm
GARDNER-WEBB at Florida State	FS South	Postponed

SATURDAY, NOV. 28

USC UPSTATE at Furman	ESPN+	2:00pm
HIGH POINT at Elon	FloHoops	4:00pm
Western Carolina at UNC ASHEVILLE	ESPN+, WSPA	4:00pm
RADFORD vs. Norfolk State		7:00pm

SUNDAY, NOV. 29

St. Andrews at CAMPBELL	ESPN+	2:00pm
RADFORD at James Madison	FloHoops	7:00pm
WINTHROP vs. UNC Greensboro	ESPN3	8:30pm
GARDNER-WEBB at Georgia	SECN	Canceled

TUESDAY, DEC. 1

North Carolina A&T at CHARLESTON SOUTHERN	ESPN+	7:00pm
HAMPTON at George Washington		TBA

WEDNESDAY, DEC. 2

WINTHROP vs. Little Rock	ESPN3	4:00pm
Eastern Kentucky at USC UPSTATE	ESPN+, WYCW	5:30pm
PRESBYTERIAN at Jacksonville	ESPN+	7:00pm
Mars Hill at RADFORD	ESPN+	Canceled

THURSDAY, DEC. 3

Regent at LONGWOOD	ESPN+	6:00pm
St. Andrews at CHARLESTON SOUTHERN	ESPN+	7:00pm
HAMPTON at William & Mary	FloHoops	7:00pm

FRIDAY, DEC. 4

WINTHROP vs. Duquesne	ESPN3	11:00am
CAMPBELL at GARDNER-WEBB *	ESPN+	5:00pm

SATURDAY, DEC. 5

South Carolina State at UNC ASHEVILLE	ESPN+, WSPA	2:00pm
CAMPBELL at GARDNER-WEBB *	ESPN+	3:00pm
North Florida at HIGH POINT	ESPN+	6:00pm
N.C. Central at USC UPSTATE	ESPN+	6:00pm
RADFORD at East Carolina	ESPN+	TBA

SUNDAY, DEC. 6

Wofford at PRESBYTERIAN	ESPN+	2:00pm
-------------------------	-------	--------

MONDAY, DEC. 7

HAMPTON at Norfolk State		7:00pm
--------------------------	--	--------

TUESDAY, DEC. 8

North Carolina A&T at LONGWOOD	ESPN+	6:00pm
CAMPBELL at Jacksonville	ESPN+	7:00pm
East Tennessee State at UNC ASHEVILLE	ESPN+, WLOS	7:00pm

WEDNESDAY, DEC. 9

CAMPBELL vs. New Orleans		2:30pm
PRESBYTERIAN at GARDNER-WEBB *	ESPN+	7:00pm
Lancaster Bible College at RADFORD	ESPN+	Canceled

THURSDAY, DEC. 10

CAMPBELL vs. Florida National		1:00pm
Regent at HAMPTON	ESPN+	6:00pm
PRESBYTERIAN at GARDNER-WEBB *	ESPN+	7:00pm

FRIDAY, DEC. 11

HIGH POINT at UNC ASHEVILLE *	ESPN+	5:00pm
-------------------------------	-------	--------

SATURDAY, DEC. 12

GARDNER-WEBB at Pittsburgh	ACCN	2:00pm
HIGH POINT at UNC ASHEVILLE *	ESPN+	3:00pm
WINTHROP at USC UPSTATE *	ESPN+, WYCW	4:00pm
CHARLESTON SOUTHERN at Duke	ACCN	8:30pm

SUNDAY, DEC. 13

HAMPTON at VMI		1:00pm
WINTHROP at USC UPSTATE *	ESPN+, WYCW	2:00pm
PRESBYTERIAN at Wake Forest		6:00pm

MONDAY, DEC. 14

LONGWOOD at RADFORD *	ESPN+	6:00pm
-----------------------	-------	--------

TUESDAY, DEC. 15

LONGWOOD at RADFORD *	ESPN+	6:00pm
William & Mary at HAMPTON	ESPN+	6:00pm
CAMPBELL at Elon	FloHoops	7:00pm
USC UPSTATE at UNC Greensboro		7:00pm
CHARLESTON SOUTHERN at N.C. Central		TBA

WEDNESDAY, DEC. 16

UNC ASHEVILLE at Chattanooga		TBA
------------------------------	--	-----

THURSDAY, DEC. 17

Columbia International at CHARLESTON SOUTHERN	ESPN+	7:00pm
---	-------	--------

FRIDAY, DEC. 18

VMI at GARDNER-WEBB	ESPN+	2:00pm
South Carolina State at PRESBYTERIAN	ESPN+	6:00pm
HAMPTON at Howard		TBA

SATURDAY, DEC. 19

CAMPBELL at N.C. State	ACCN	TBA
HIGH POINT at William & Mary	FloHoops	TBA
The Citadel at LONGWOOD	ESPN+	TBA
RADFORD at Vanderbilt	SECN+	TBA
Furman at WINTHROP	ESPN+	TBA

MONDAY, DEC. 21

UNC Wilmington at CAMPBELL	ESPN+	1:00pm
HAMPTON at CHARLESTON SOUTHERN *	ESPN+	7:00pm
LONGWOOD at Virginia Tech	ACCN	8:00pm

TUESDAY, DEC. 22

PRESBYTERIAN at The Citadel		3:00pm
HAMPTON at CHARLESTON SOUTHERN *	ESPN+	6:00pm
HIGH POINT at Eastern Kentucky	ESPN+	7:00pm
UNC ASHEVILLE at Marshall		TBA
USC UPSTATE at Tennessee	SECN+	TBA

WEDNESDAY, DEC. 30

GARDNER-WEBB at HAMPTON *	ESPN+	2:00pm
CAMPBELL at WINTHROP *	ESPN+	3:00pm
RADFORD at PRESBYTERIAN *	ESPN+	5:00pm
USC UPSTATE at HIGH POINT *	ESPN+	6:00pm
UNC ASHEVILLE at LONGWOOD *	ESPN+	TBA

THURSDAY, DEC. 31

GARDNER-WEBB at HAMPTON *	ESPN+	12:00pm
CAMPBELL at WINTHROP *	ESPN+	1:00pm
RADFORD at PRESBYTERIAN *	ESPN+	3:00pm
USC UPSTATE at HIGH POINT *	ESPN+	6:00pm
UNC ASHEVILLE at LONGWOOD *	ESPN+	TBA

2020-21 MEN'S BASKETBALL COMPOSITE SCHEDULE



MONDAY, JAN. 4

HIGH POINT at CAMPBELL *	ESPN+	2:00pm
HAMPTON at RADFORD *	ESPN+	6:00pm
CHARLESTON SOUTHERN at GARDNER-WEBB *	ESPN+	TBA
LONGWOOD at USC UPSTATE *	ESPN+	TBA
PRESBYTERIAN at UNC ASHEVILLE *	ESPN+	TBA

TUESDAY, JAN. 5

HIGH POINT at CAMPBELL *	ESPN+	2:00pm
HAMPTON at RADFORD *	ESPN+	6:00pm
CHARLESTON SOUTHERN at GARDNER-WEBB *	ESPN+	TBA
LONGWOOD at USC UPSTATE *	ESPN+	TBA
PRESBYTERIAN at UNC ASHEVILLE *	ESPN+	TBA

SATURDAY, JAN. 9

WINTHROP at HIGH POINT *	ESPN+	2:00pm
UNC ASHEVILLE at HAMPTON *	ESPN+	3:00pm
USC UPSTATE at PRESBYTERIAN *	ESPN+	4:00pm
RADFORD at CHARLESTON SOUTHERN *	ESPN+	5:00pm
CAMPBELL at LONGWOOD *	ESPN+	TBA

SUNDAY, JAN. 10

UNC ASHEVILLE at HAMPTON *	ESPN+	1:00pm
USC UPSTATE at PRESBYTERIAN *	ESPN+	2:00pm
WINTHROP at HIGH POINT *	ESPN+	2:00pm
RADFORD at CHARLESTON SOUTHERN *	ESPN+	3:00pm
CAMPBELL at LONGWOOD *	ESPN+	TBA

THURSDAY, JAN. 14 (ESPNU WILDCARD SELECTION – TIP TBD)

LONGWOOD at WINTHROP *	ESPN+	6:00pm
GARDNER-WEBB at RADFORD *	ESPN+	6:00pm
CHARLESTON SOUTHERN at UNC ASHEVILLE *	ESPN+	TBA
PRESBYTERIAN at CAMPBELL *	ESPN+	TBA
HAMPTON at USC UPSTATE *	ESPN+	TBA

FRIDAY, JAN. 15

LONGWOOD at WINTHROP *	ESPN+	6:00pm
GARDNER-WEBB at RADFORD *	ESPN+	6:00pm
CHARLESTON SOUTHERN at UNC ASHEVILLE *	ESPN+	TBA
PRESBYTERIAN at CAMPBELL *	ESPN+	TBA
HAMPTON at USC UPSTATE *	ESPN+	TBA

TUESDAY, JAN. 19

CAMPBELL at HAMPTON *	ESPN+	6:00pm
WINTHROP at PRESBYTERIAN *	ESPN+	6:00pm
USC UPSTATE at CHARLESTON SOUTHERN *	ESPN+	7:00pm
HIGH POINT at LONGWOOD *	ESPN+	TBA
UNC ASHEVILLE at GARDNER-WEBB *	ESPN+	TBA

WEDNESDAY, JAN. 20

CAMPBELL at HAMPTON *	ESPN+	4:00pm
WINTHROP at PRESBYTERIAN *	ESPN+	5:00pm
USC UPSTATE at CHARLESTON SOUTHERN *	ESPN+	7:00pm
HIGH POINT at LONGWOOD *	ESPN+	TBA
UNC ASHEVILLE at GARDNER-WEBB *	ESPN+	TBA

SUNDAY, JAN. 24

PRESBYTERIAN at HIGH POINT *	ESPN+	2:00pm
HAMPTON at WINTHROP *	ESPN+	3:00pm
CHARLESTON SOUTHERN at CAMPBELL *	ESPN+	TBA
RADFORD at UNC ASHEVILLE *	ESPN+, WSPA	TBA
GARDNER-WEBB at USC UPSTATE *	ESPN+	TBA

MONDAY, JAN. 25

GARDNER-WEBB at USC UPSTATE *	ESPN+, WYCW	5:30pm
HAMPTON at WINTHROP *	ESPN+	6:00pm
PRESBYTERIAN at HIGH POINT *	ESPN+	6:00pm
CHARLESTON SOUTHERN at CAMPBELL *	ESPN+	TBA
RADFORD at UNC ASHEVILLE *	ESPN+	TBA

FRIDAY, JAN. 29 (ESPNU WILDCARD SELECTION – TIP TBD)

USC UPSTATE at RADFORD *	ESPN+	6:00pm
HIGH POINT at HAMPTON *	ESPN+	6:00pm
LONGWOOD at PRESBYTERIAN *	ESPN+	6:00pm
WINTHROP at CHARLESTON SOUTHERN *	ESPN+	7:00pm

SATURDAY, JAN. 30

USC UPSTATE at RADFORD *	ESPN+	4:00pm
HIGH POINT at HAMPTON *	ESPN+	4:00pm
LONGWOOD at PRESBYTERIAN *	ESPN+	4:00pm
WINTHROP at CHARLESTON SOUTHERN *	ESPN+	5:00pm

THURSDAY, FEB. 4 (ESPNU WILDCARD SELECTION – TIP TBD)

CHARLESTON SOUTHERN at HIGH POINT *	ESPN+	6:00pm
GARDNER-WEBB at WINTHROP *	ESPN+	6:00pm
RADFORD at CAMPBELL *	ESPN+	TBA
UNC ASHEVILLE at USC UPSTATE *	ESPN+	TBA
HAMPTON at LONGWOOD *	ESPN+	TBA

FRIDAY, FEB. 5

UNC ASHEVILLE at USC UPSTATE *	ESPN+, WYCW	5:30pm
CHARLESTON SOUTHERN at HIGH POINT *	ESPN+	6:00pm
GARDNER-WEBB at WINTHROP *	ESPN+	6:00pm
RADFORD at CAMPBELL *	ESPN+	TBA
HAMPTON at LONGWOOD *	ESPN+	TBA

THURSDAY, FEB. 11 (ESPNU WILDCARD SELECTION – TIP TBD)

WINTHROP at RADFORD *	ESPN+	6:00pm
PRESBYTERIAN at HAMPTON *	ESPN+	6:00pm
LONGWOOD at CHARLESTON SOUTHERN *	ESPN+	7:00pm
CAMPBELL at UNC ASHEVILLE *	ESPN+	TBA
HIGH POINT at GARDNER-WEBB *	ESPN+	TBA

FRIDAY, FEB. 12

PRESBYTERIAN at HAMPTON *	ESPN+	4:00pm
WINTHROP at RADFORD *	ESPN+	6:00pm
LONGWOOD at CHARLESTON SOUTHERN *	ESPN+	7:00pm
CAMPBELL at UNC ASHEVILLE *	ESPN+	TBA
HIGH POINT at GARDNER-WEBB *	ESPN+	TBA

THURSDAY, FEB. 18 (ESPNU WILDCARD SELECTION – TIP TBD)

UNC ASHEVILLE at WINTHROP *	ESPN+	6:00pm
RADFORD at HIGH POINT *	ESPN+	6:00pm
CHARLESTON SOUTHERN at PRESBYTERIAN *	ESPN+	7:00pm
USC UPSTATE at CAMPBELL *	ESPN+	TBA
GARDNER-WEBB at LONGWOOD *	ESPN+	TBA

FRIDAY, FEB. 19

UNC ASHEVILLE at WINTHROP *	ESPN+	6:00pm
RADFORD at HIGH POINT *	ESPN+	6:00pm
CHARLESTON SOUTHERN at PRESBYTERIAN *	ESPN+	7:00pm
USC UPSTATE at CAMPBELL *	ESPN+	TBA
GARDNER-WEBB at LONGWOOD *	ESPN+	TBA

Schedule as of Nov. 24, 2020

* – Big South Conference game
Big South member in ALL CAPS
All Times EST

Dates, times and sites subject to change and adjustments due to COVID-19

All home ESPN+ telecasts are subject to change as well as shifted to ESPN3

Key:

ACCN – ACC Network
ACCNX – ACC Network Extra
FS South – Fox Sports South
SECN – SEC Network
SECN+ – SEC Network Plus



2021 HERCULES TIRES MEN'S BASKETBALL CHAMPIONSHIP

Tuesday, March 2
First Round
Campus Sites - Higher Seeds

STREAMING
LIVE 

Thursday, March 4
Quarterfinals
at No. 1 seed

STREAMING
LIVE 

Friday, March 5
Semifinals
at No. 1 seed


Sunday, March 7
Championship
at Highest Remaining Seed





Game schedule and game times are tentative and subject to change.

GETTING THERE IS ONLY HALF THE STORY

Whatever moves you, we have the muscle to get you there. For over 65 years, Hercules Tires has been providing more drivers with the selection, value and strength to get them where they're going—whatever the vehicle, whatever the terrain, whatever the destination. And with our powerful protection promise along for the ride, where you take the story from here is up to you.

OFFICIAL TIRE OF THE **SOUTH**



Raptis R-T5® Premium UHP | All-Season || Roadtour 855 SPE® Grand Touring | All-Season || Terra Trac® M/T Premium Mud Terrain | All-Season



[HerculesTires.com](https://www.HerculesTires.com) || [#herculestires](https://twitter.com/herculestires)





WOMEN'S BASKETBALL 2020-21 PRESEASON NOTES

CAMPBELL TABBED PRESEASON FAVORITE IN 2020-21

For the first time during its Big South affiliation (1986-94, 2011-present), Campbell has been voted the preseason women's basketball favorite, as the defending regular-season champion received six of the 11 first-place votes and 112 total points to win the conference in 2020-21. Now just the fifth different member in the 35-year history of Big South women's basketball to be voted preseason favorite (joining UNC Greensboro, Liberty, UNC Asheville and Radford), Campbell surpasses its previous top standing of second from five consecutive years from 1987-92. The Camels' highest finish in the preseason poll since re-joining the league in 2011-12 was third (twice).

SKYLER CURRAN VOTED PRESEASON PLAYER OF THE YEAR

High Point junior guard **SKYLER CURRAN** has been voted the Big South Conference Women's Basketball Preseason Player of the Year by the league's head coaches. Curran was a First-Team All-Big South selection in 2019-20 after scoring 16.9 points per game with 6.5 rebounds, 5 assists and 25 steals for the Panthers. She ranked third in the Big South in scoring and was 10th in rebounding -- one of just two players to rank in the Top 10 in both categories, and ranked among the league leaders in field goal percentage (8th -- 41.8), three-point proficiency (9th -- 33.1) and three-pointers per game (2nd -- 2.7). A four-time Big South Player of the Week honoree in 2019-20, Curran recorded five double-doubles -- three of which were 20-point, 10-rebound efforts, including a 28-point, 10-rebound performance at UNC Greensboro on Dec. 21. She dropped in a career-high 31 points at N.C. Central on Nov. 24, and grabbed a season-high 13 rebounds against Presbyterian on Jan. 21. In league contests last season, Curran averaged 16.5 points (4th in the conference), 7.1 boards (9th) and made 36.4 percent from the three-point arc (third) while averaging 2.6 treys per Big South game (2nd).

NEW ADDITIONS

Big South women's basketball features three new head coaches this season -- the most in the conference since three newcomers in 2018-19. Taking over this season are **HONEY BROWN** (UNC Asheville), **BECKY BURKE** (USC Upstate) and **SEMEKA RANDALL LAY** (Winthrop). Both Burke and Randall Lay bring prior head coaching experience to their squads. While Brown is a first-time head coach, she spent the last eight seasons with the Bulldog program -- the last two as Associate Head Coach.

ANOTHER POWER 5 BITES THE DUST

The Big South collected a win over a Power 5 program for the sixth consecutive season in 2019-20 when Hampton opened its year with a 65-61 win at Alabama. The league has posted Power 5 victories in nine of the last 11 years with 13 total in that span. Since 2010, the Big South has defeated Penn State (twice), Wake Forest, North Carolina, Auburn, Clemson (twice), Mississippi State, Purdue, Florida (twice), Virginia and Alabama.

20 ON MY MIND

The Big South will again have a 20-game double round-robin regular-season conference schedule in 2020-21, a format previously used for three seasons from 2013-16 before returning in 2019-20. During this format, four different outright champions emerged -- High Point (2013-14), Liberty (2014-15), UNC Asheville (2015-16) and Campbell (2019-20). The best league record during that time was 19-1 (Liberty), followed by 16-4 (High Point, Asheville, Campbell).

TRIPLE-DOUBLE TRA'DAYJA

Longwood's **TRA'DAYJA SMITH** is among the 20 preseason national candidates for the **NANCY LIBERMAN AWARD**, which recognizes the top point guard in women's basketball. Smith is the first Big South player to receive this honor since Winthrop's **DEQUESHA McCLANAHAN** in 2014 and second overall. Last season, Smith recorded the Big South's first triple-double since 2013-14 with her 12-point, 10-rebound, 10-assist performance in the Lancers' 84-64 victory over Charleston Southern on Jan. 9. The Big South's previous triple-double was by Coastal Carolina's **ANGELICA HENRY** against CSU in the 2014 conference tournament. Smith's triple-double against the Bucs was the first in a league game since High Point's **CHEYENNE PARKER** at Winthrop on Jan. 28, 2012.

I'LL TAKE SCORING FOR 1,000 PLEASE, ALEX

For the second-straight year, the Big South does not have an active member of the league's 1,000-point club entering the season, as Hampton's **LAREN VANARSDALE** is the Big South's active career scorer with 912 points. With that, the following five players are approaching the milestone -- three of which are juniors:

912	Laren VanArsdale, Hampton, Jr.
856	Nadiria Evans, UNC Asheville, Sr.
713	Skyler Curran, High Point, Jr.
689	Trinity Johnson, Presbyterian, Jr.
654	Taya Bolden, Campbell, R-Sr.

2019-20 MISCELLANEOUS STATISTICS

GAMES WITH 20-OR-MORE POINTS (2020-21 returning players only)

Player	20-24	25-29	30+	Total
Kyla McMakin, LWU	4	4	2	10
Skyler Curran, HPU	5	2	1	8
Laren VanArsdale, HU	3	3	1	7
Nadiria Evans, AVL	6	1		7
Nylah Young, HU	4	1	1	6
Trinity Johnson, PC	2	1	1	4
Tionna Carter, PC	2	1		3
Jade Compton, PC	2	1		3
ShyAnne Tuelle, CU	2			2
Zaria Wright, HPU	2			2
Anne-Hamilton LeRoy, LWU	2			2
Luana Serranho, CU	1			1
Sharita Godfrey, CSU	1			1
Gabrielle Caponegro, GWU	1			1
Jhessyka Williams, GWU	1			1
Amele Ngwafang, RAD	1			1
Makaila Wilson, RAD	1			1
Amaryah Corpening, AVL	1			1

GAMES WITH 10-OR-MORE REBOUNDS (2020-21 returning players only)

Player	10-14	15-19	20+	Total
Amele Ngwafang, RAD	9	2		11
Nylah Young, HU	11			11
Taya Bolden, CU	7	1		8
Jade Compton, PC	8			8
Akila Smith, LWU	6	1		7
Anika Riley, WU	7			7
Skyler Curran, HPU	5			5
Tionna Carter, PC	3	1		4
Maleeah Langstaff, WU	4			4
Jhessyka Williams, GWU	3			3
Miya Bull, HPU	3			3
Kyla McMakin, LWU	3			3
Barrett Herring, UPST	1	1		2
Shy Tuelle, CU	2			2
Jenson Edwards, HPU	2			2
Aiden Rainford, RAD	2			2
Sharita Godfrey, CSU	1			1
Asia Smith, CSU	1			1
Carmella Walker, CSU	1			1
Tyra Wright, CSU	1			1
Gabrielle Caponegro, GWU	1			1
Alexis Hueston, GWU	1			1
Dlayla Chakolis, HU	1			1
Chyna McMichel, HPU	1			1
Amara McNear, HPU	1			1
Tra'Dayja Smith, LWU	1			1
Trinity Johnson, PC	1			1
Nadiria Evans, AVL	1			1
Jada Logan, UPST	1			1

McMAKIN BUCKETS

Longwood sophomore guard and 2019-20 Big South Freshman of the Year **KYLA McMAKIN** led the conference in scoring last season with 18.8 points, the first frosh to finish atop the league's scoring chart since Liberty's **DEVON BROWN** in 2009-10 (17.3 points). McMakin's league-leading 565 overall points in 2019-20 were the third-most by a Big South freshman in conference history, behind High Point's **KAYLAH KEYS** (583 in 2013-14) and Liberty's **ELENA KISSELEVA** (648 in 1996-97).

PLAYING BOARD GAMES

Campbell's **TAYA BOLDEN** and Winthrop's **ANIKI RILEY** enter the season as the league's active career leaders in rebounds. Bolden is 45th all-time with 725 career boards, and needs 75 to become the 26th Big South player with 800 and 226 to enter the conference's Top 10 leaders. Riley ranks 73rd in league annals with 621 career caroms. Meanwhile, the following players are on track to join the pair in the 500-rebound club:

403	Mallory Odell, Longwood
361	Gabrielle Caponegro, Gardner-Webb

BACK TO THE FUTURE

The 2021 Hercules Tires Big South Women's Basketball Championship format will still be played on campus, but will not utilize the double-pod hosting bracket that was first implemented in 2018-19 due to financial impacts and budget efficiencies caused by COVID-19. The 2020 event was canceled following the first round of competition because of the pandemic. This March, first round games will be hosted by the No. 6, 7 and 8 seeds, with the No. 1 seed hosting both the quarterfinals and semifinals. The highest remaining seed will host the Championship game.

SKY HIGH POINTS

The 2019-20 High Point Panthers, under first-year head coach **CHELSEA BANBURY**, set the Big South single-season record for most three-point field goals with 305 -- becoming the first league member to drain 300 in a season. The Panthers bested the old mark of 295 that was established by Charleston Southern in 2011-12. High Point also averaged a Big South single-season record 10.52 three-pointers per game last season, bettering CSU's old mark of 9.22 from 2011-12.

THE FISHER KING

Campbell fifth-year head coach **RONNY FISHER** begins his 13th overall year in the Big South in 2020-21, and is fourth in league history with 110 conference wins and fifth in overall victories with 177. He is one of three head coaches in league history with multiple postseason wins -- joining Big South Hall of Famer **CHARLENE CURTIS** of Radford (two WNIT wins) and **CAREY GREEN** of former member Liberty (two NCAA Tournament wins) on the list. Fisher, who coached at Presbyterian from 2008-16, is the second coach in league history to coach two Big South programs, is also the second to be voted Big South Coach of the Year at two different league members (2012-13 at Presbyterian; 2016-17 and 2019-20 at Campbell).

THE Mc-WIN

Radford head coach **MIKE McGUIRE** is just the second coach in Big South history to amass at least 24 overall wins in three consecutive seasons, as well as three-straight years with 15+ Big South victories. He joins **CAREY GREEN** of Liberty, who accomplished the 24-win feat twice from 2002-06 and 2007-10, and tallied five consecutive 15-plus Big South win seasons from 2011-16. Meanwhile, McGuire needs seven conference triumphs to become the sixth in league annals with 100 Big South wins, and 17 overall victories to become the eighth to reach the 150 threshold.

NORTH CAROLINA A&T UNIVERSITY TO JOIN BIG SOUTH IN 2021-22

On Feb. 7, 2020, the Big South announced the addition of North Carolina A&T University as a full member beginning in 2021-22. The Aggies will officially join on July 1, 2021 as the Big South's 12th member, marking the first time the league will have 12 women's basketball-playing programs. North Carolina A&T will reunite with former MEAC rival Hampton, as well as become the Big South's fifth member from the state of North Carolina.

HERCULES TIRES BIG SOUTH CHAMPIONSHIP MOVING TO CHARLOTTE IN 2022

The Big South announced on Nov. 19, 2019 that the men's and women's Conference Tournament Championships will move to Bojangles' Coliseum in the league's home city of Charlotte, N.C. The facility marks the league's first neutral site for its marquee basketball events since 2003 and just the fifth time overall in the conference's 37-year history. The original intention was to host the event for three years from 2021-23, but was pushed back to 2022 to allow for budget efficiencies for the conference and membership this year due to the financial impact of COVID-19 that was experienced in the spring.

2019-20 MISCELLANEOUS STATISTICS

GAMES WITH 10-OR-MORE ASSISTS

(returning players only)

Player	10-14	15-19	20+	Total
Tra'Dayja Smith, LWU	2			2
Anda Kuzmina, UPST	1			1
MaKayla Timmons, HU	1			1

TRIPLE-DOUBLES

(2020-21 returning players only)

1	Tra'Dayja Smith, Longwood
---	---------------------------

DOUBLE-DOUBLES

(returning players only)

10	Nylah Young, Hampton
7	Amele Ngwafang, Radford
5	Taya Bolden, Campbell
5	Skyler Curran, High Point
4	Jade Compton, Presbyterian
3	Kyla McMakin, Longwood
2	Miya Bull, High Point
2	Jenson Edwards, High Point
2	Akila Smith, Longwood
2	Tra'Dayja Smith, Longwood
2	Tionna Carter, Presbyterian
2	Aiden Rainford, Radford
2	Maleeah Langstaff, Winthrop
1	Shy Tuelle, Campbell
1	Sharita Godfrey, Charleston Southern
1	Carmella Walker, Charleston Southern
1	Asia Smith, Charleston Southern
1	Tyra Wright, Charleston Southern
1	Gabrielle Caponegro, Gardner-Webb
1	Jhessyka Williams, Gardner-Webb
1	Alexis Hueston, Gardner-Webb
1	Trinity Johnson, Presbyterian
1	Nadiria Evans, UNC Asheville
1	Barrett Herring, USC Upstate
1	Anda Kuzmina, USC Upstate
1	Anika Riley, Winthrop

20-POINT, 10-REBOUND GAMES

(2020-21 returning players only)

5	Nylah Young, Hampton (21 Pts, 11 Reb vs. Gardner-Webb, 1/4) (21 Pts, 11 Reb at Presbyterian, 1/6) (25 Pts, 11 Reb vs. High Point, 1/25) (30 Pts, 14 Reb vs. Longwood, 1/28) (22 Pts, 10 Reb at Longwood, 2/15)
3	Skyler Curran, High Point (28 Pts, 10 Reb vs. UNCG, 12/21) (23 Pts, 13 Reb vs. Presbyterian, 1/21) (21 Pts, 11 Reb vs. Hampton, 2/4)
2	Jade Compton, Presbyterian (21 Pts, 12 Reb vs. Longwood, 1/4) (32 Pts, 10 Reb at Longwood, 2/8)
1	Tionna Carter, Presbyterian (28 Pts, 15 Reb vs. High Point, 2/25)
1	Nadiria Evans, UNC Asheville (21 Pts, 11 Reb vs. Hampton, 2/1)
1	Amele Ngwafang, Radford (23 Pts, 11 Reb vs. USC Upstate, 2/25)



2020-21 WOMEN'S BASKETBALL COMPOSITE SCHEDULE

WEDNESDAY, NOV. 25

LONGWOOD at Duke	ACCN	12:00pm
Columbia International at CHARLESTON SOUTHERN	ESPN+	1:00pm
RADFORD at North Carolina	ACCNX	1:00pm
Western Carolina at UNC ASHEVILLE	ESPN+	1:00pm
WINTHROP at Wofford	ESPN+	1:30pm
N.C. Central at CAMPBELL	ESPN+	2:00pm
Elon at GARDNER-WEBB	ESPN+	4:00pm
USC UPSTATE at Auburn	SECN+	7:00pm
PRESBYTERIAN at Kennesaw State		Canceled

FRIDAY, NOV. 27

PRESBYTERIAN at Clemson	ACCN	5:00pm
-------------------------	------	--------

SATURDAY, NOV. 28

CAMPBELL at UNC Wilmington	FloHoops	2:00pm
East Tennessee State at LONGWOOD	ESPN+	3:00pm

SUNDAY, NOV. 29

HIGH POINT at North Carolina	ACCNX	1:00pm
RADFORD at N.C. State	ACCNX	2:00pm
UNC ASHEVILLE at Appalachian State		2:00pm

TUESDAY, DEC. 1

CAMPBELL at UNC Greensboro		6:00pm
LONGWOOD at George Mason	ESPN+	6:00pm
GARDNER-WEBB at Auburn	SECN+	7:00pm
PRESBYTERIAN at Furman		7:00pm

WEDNESDAY, DEC. 2

CHARLESTON SOUTHERN at Florida	SECN+	3:00pm
Wofford at HIGH POINT	ESPN+	6:00pm
USC UPSTATE at Alabama	SECN+	7:00pm
WINTHROP at South Carolina State		TBA

FRIDAY, DEC. 4

GARDNER-WEBB at Richmond	ESPN+	5:00pm
--------------------------	-------	--------

SATURDAY, DEC. 5

St. Andrews at USC UPSTATE	ESPN+	2:00pm
Towson at LONGWOOD	ESPN+	3:00pm

SUNDAY, DEC. 6

RADFORD at Marshall		1:00pm
GARDNER-WEBB at Virginia Tech	ACCNX	2:00pm
Wofford at UNC ASHEVILLE	ESPN+, WSPA	2:00pm
Georgia Southern at PRESBYTERIAN	ESPN+	TBA

MONDAY, DEC. 7

N.C. Central at HIGH POINT	ESPN+	6:00pm
----------------------------	-------	--------

TUESDAY, DEC. 8

WINTHROP at College of Charleston	FloHoops	7:00pm
-----------------------------------	----------	--------

WEDNESDAY, DEC. 9

CHARLESTON SOUTHERN at Davidson		4:00pm
Florida at UNC ASHEVILLE	ESPN+	4:00pm
North Carolina Wesleyan at HIGH POINT	ESPN+	6:00pm
William & Mary at RADFORD	ESPN+	6:00pm
HAMPTON at Liberty	ESPN+	7:00pm

THURSDAY, DEC. 10

Mercer at PRESBYTERIAN	ESPN+	6:00pm
------------------------	-------	--------

SATURDAY, DEC. 12

RADFORD at Georgia	SECN+	12:00pm
PRESBYTERIAN at East Tennessee State		TBA
UNC ASHEVILLE at South Carolina State		TBA

SUNDAY, DEC. 13

USC UPSTATE at Old Dominion		2:00pm
Western Carolina at CHARLESTON SOUTHERN	ESPN+	3:00pm

TUESDAY, DEC. 15

RADFORD at LONGWOOD *	ESPN+	TBA
HAMPTON at Norfolk State		TBA

WEDNESDAY, DEC. 16

GARDNER-WEBB at PRESBYTERIAN *	ESPN+	6:00pm
Liberty at HIGH POINT	ESPN+	6:00pm
Florida A&M at CHARLESTON SOUTHERN	ESPN+	Canceled
RADFORD at LONGWOOD *	ESPN+	TBA

THURSDAY, DEC. 17

GARDNER-WEBB at PRESBYTERIAN *	ESPN+	5:00pm
USC UPSTATE at WINTHROP *	ESPN+	6:00pm

FRIDAY, DEC. 18

USC UPSTATE at WINTHROP *	ESPN+	6:00pm
HAMPTON at Rutgers		TBA

SATURDAY, DEC. 19

UNC ASHEVILLE at HIGH POINT *	ESPN+	2:00pm
Howard at LONGWOOD	ESPN+	3:00pm

SUNDAY, DEC. 20

UNC ASHEVILLE at HIGH POINT *	ESPN+	2:00pm
South Carolina State at CAMPBELL	ESPN+	2:00pm
GARDNER-WEBB at Vanderbilt	SECN+	2:00pm

MONDAY, DEC. 21

CHARLESTON SOUTHERN at HAMPTON *	ESPN+	4:00pm
USC UPSTATE at Florida A&M		Canceled

TUESDAY, DEC. 22

CHARLESTON SOUTHERN at HAMPTON *	ESPN+	2:00pm
----------------------------------	-------	--------

WEDNESDAY, DEC. 30

HIGH POINT at USC UPSTATE *	ESPN+	2:00pm
LONGWOOD at UNC ASHEVILLE *	ESPN+	2:00pm
PRESBYTERIAN at RADFORD *	ESPN+	4:00pm
HAMPTON at GARDNER-WEBB *	ESPN+	4:00pm
WINTHROP at CAMPBELL *	ESPN+	TBA

THURSDAY, DEC. 31

HAMPTON at GARDNER-WEBB *	ESPN+	2:00pm
HIGH POINT at USC UPSTATE *	ESPN+	2:00pm
LONGWOOD at UNC ASHEVILLE *	ESPN+	2:00pm
PRESBYTERIAN at RADFORD *	ESPN+	2:00pm
WINTHROP at CAMPBELL *	ESPN+	TBA

MONDAY, JAN. 4

CAMPBELL at HIGH POINT *	ESPN+	6:00pm
RADFORD at HAMPTON *	ESPN+	6:00pm
UNC ASHEVILLE at PRESBYTERIAN *	ESPN+	6:00pm
GARDNER-WEBB at CHARLESTON SOUTHERN *	ESPN+	7:00pm
USC UPSTATE at LONGWOOD *	ESPN+	TBA

TUESDAY, JAN. 5

RADFORD at HAMPTON *	ESPN+	4:00pm
UNC ASHEVILLE at PRESBYTERIAN *	ESPN+	5:00pm
CAMPBELL at HIGH POINT *	ESPN+	6:00pm
GARDNER-WEBB at CHARLESTON SOUTHERN *	ESPN+	7:00pm
USC UPSTATE at LONGWOOD *	ESPN+	TBA

SATURDAY, JAN. 9

HAMPTON at UNC ASHEVILLE *	ESPN+	2:00pm
HIGH POINT at WINTHROP *	ESPN+	3:00pm
PRESBYTERIAN at USC UPSTATE *	ESPN+	4:00pm
CHARLESTON SOUTHERN at RADFORD *	ESPN+	5:00pm
LONGWOOD at CAMPBELL *	ESPN+	TBA

2020-21 WOMEN'S BASKETBALL COMPOSITE SCHEDULE



SUNDAY, JAN. 10

HIGH POINT at WINTHROP *	ESPN+	1:00pm
HAMPTON at UNC ASHEVILLE *	ESPN+, WSPA	2:00pm
PRESBYTERIAN at USC UPSTATE *	ESPN+	2:00pm
CHARLESTON SOUTHERN at RADFORD *	ESPN+	3:00pm
LONGWOOD at CAMPBELL *	ESPN+	TBA

FRIDAY, JAN. 15

USC UPSTATE at HAMPTON *	ESPN+	5:00pm
CAMPBELL at PRESBYTERIAN *	ESPN+	6:00pm
UNC ASHEVILLE at CHARLESTON SOUTHERN *	ESPN+	7:00pm
WINTHROP at LONGWOOD *	ESPN+	TBA
RADFORD at GARDNER-WEBB *	ESPN+	TBA

SATURDAY, JAN. 16

USC UPSTATE at HAMPTON *	ESPN+	3:00pm
CAMPBELL at PRESBYTERIAN *	ESPN+	4:00pm
UNC ASHEVILLE at CHARLESTON SOUTHERN *	ESPN+	5:00pm
WINTHROP at LONGWOOD *	ESPN+	TBA
RADFORD at GARDNER-WEBB *	ESPN+	TBA

FRIDAY, JAN. 22

WINTHROP at HAMPTON *	ESPN+	5:00pm
UNC ASHEVILLE at RADFORD *	ESPN+	5:00pm
HIGH POINT at PRESBYTERIAN *	ESPN+	6:00pm
CAMPBELL at CHARLESTON SOUTHERN *	ESPN+	7:00pm
USC UPSTATE at GARDNER-WEBB *	ESPN+	TBA

SATURDAY, JAN. 23

WINTHROP at HAMPTON *	ESPN+	3:00pm
UNC ASHEVILLE at RADFORD *	ESPN+	3:00pm
HIGH POINT at PRESBYTERIAN *	ESPN+	4:00pm
CAMPBELL at CHARLESTON SOUTHERN *	ESPN+	5:00pm
USC UPSTATE at GARDNER-WEBB *	ESPN+	TBA

FRIDAY, JAN. 29

CHARLESTON SOUTHERN at WINTHROP *	ESPN+	6:00pm
HAMPTON at HIGH POINT *	ESPN+	6:00pm
RADFORD at USC UPSTATE *	ESPN+	6:00pm
GARDNER-WEBB at CAMPBELL *	ESPN+	TBA
PRESBYTERIAN at LONGWOOD *	ESPN+	TBA

SATURDAY, JAN. 30

CHARLESTON SOUTHERN at WINTHROP *	ESPN+	4:00pm
HAMPTON at HIGH POINT *	ESPN+	4:00pm
RADFORD at USC UPSTATE *	ESPN+	4:00pm
GARDNER-WEBB at CAMPBELL *	ESPN+	TBA
PRESBYTERIAN at LONGWOOD *	ESPN+	TBA

FRIDAY, FEB. 5

CAMPBELL at RADFORD *	ESPN+	5:00pm
LONGWOOD at HAMPTON *	ESPN+	5:00pm
USC UPSTATE at UNC ASHEVILLE *	ESPN+	5:00pm
HIGH POINT at CHARLESTON SOUTHERN *	ESPN+	7:00pm
WINTHROP at GARDNER-WEBB *	ESPN+	TBA

SATURDAY, FEB. 6

CAMPBELL at RADFORD *	ESPN+	3:00pm
LONGWOOD at HAMPTON *	ESPN+	3:00pm
USC UPSTATE at UNC ASHEVILLE *	ESPN+	4:00pm
HIGH POINT at CHARLESTON SOUTHERN *	ESPN+	5:00pm
WINTHROP at GARDNER-WEBB *	ESPN+	TBA

FRIDAY, FEB. 12

GARDNER-WEBB at HIGH POINT *	ESPN+	6:00pm
HAMPTON at PRESBYTERIAN *	ESPN+	6:00pm
RADFORD at WINTHROP *	ESPN+	6:00pm
CHARLESTON SOUTHERN at LONGWOOD *	ESPN+	TBA
UNC ASHEVILLE at CAMPBELL *	ESPN+	TBA

SATURDAY, FEB. 13

GARDNER-WEBB at HIGH POINT *	ESPN+	4:00pm
HAMPTON at PRESBYTERIAN *	ESPN+	4:00pm
RADFORD at WINTHROP *	ESPN+	5:00pm
CHARLESTON SOUTHERN at LONGWOOD *	ESPN+	TBA
UNC ASHEVILLE at CAMPBELL *	ESPN+	TBA

FRIDAY, FEB. 19

HIGH POINT at RADFORD *	ESPN+	5:00pm
WINTHROP at UNC ASHEVILLE *	ESPN+	5:00pm
CAMPBELL at USC UPSTATE *	ESPN+	6:00pm
PRESBYTERIAN at CHARLESTON SOUTHERN *	ESPN+	7:00pm
LONGWOOD at GARDNER-WEBB *	ESPN+	TBA

SATURDAY, FEB. 20

HIGH POINT at RADFORD *	ESPN+	3:00pm
CAMPBELL at USC UPSTATE *	ESPN+	4:00pm
WINTHROP at UNC ASHEVILLE *	ESPN+	4:00pm
PRESBYTERIAN at CHARLESTON SOUTHERN *	ESPN+	5:00pm
LONGWOOD at GARDNER-WEBB *	ESPN+	TBA

FRIDAY, FEB. 26

GARDNER-WEBB at UNC ASHEVILLE *	ESPN+	5:00pm
LONGWOOD at HIGH POINT *	ESPN+	6:00pm
PRESBYTERIAN at WINTHROP *	ESPN+	6:00pm
CHARLESTON SOUTHERN at USC UPSTATE *	ESPN+	6:00pm
HAMPTON at CAMPBELL *	ESPN+	TBA

SATURDAY, FEB. 27

CHARLESTON SOUTHERN at USC UPSTATE *	ESPN+	4:00pm
GARDNER-WEBB at UNC ASHEVILLE *	ESPN+	4:00pm
LONGWOOD at HIGH POINT *	ESPN+	4:00pm
PRESBYTERIAN at WINTHROP *	ESPN+	5:00pm
HAMPTON at CAMPBELL *	ESPN+	TBA

Schedule as of Nov. 24, 2020

* - Big South Conference game

Big South member in ALL CAPS

All Times EST

Dates, times and sites subject to change and adjustments due to COVID-19

All home ESPN+ telecasts are subject to change as well as shifted to ESPN3

Key:

ACCN - ACC Network

ACCNX - ACC Network Extra

SECN+ - SEC Network Plus



2021 HERCULES TIRES WOMEN'S BASKETBALL CHAMPIONSHIP

Tuesday, March 9
First Round
Campus Sites - Higher Seeds

STREAMING
LIVE 

Thursday, March 11
Quarterfinals
at No. 1 seed

STREAMING
LIVE 

Friday, March 12
Semifinals
at No. 1 seed



Sunday, March 14
Championship
at Highest Remaining Seed





Game schedule and game times are tentative and subject to change.

YOU COULD SCORE SOME SAVINGS



GEICO.

geico.com | 1-800-368-2734 | Local Agent

Some discounts, coverages, payment plans, and features are not available in all states, in all GEICO companies, or in all situations. GEICO is a registered service mark of Government Employees Insurance Company, Washington, DC 20076; a Berkshire Hathaway Inc. subsidiary. GEICO Gecko image © 1999–2020. © 2020 GEICO



2020-21 CAMPBELL MEN'S BASKETBALL

UNIVERSITY QUICK FACTS

Location: Buies Creek, N.C.
 Founded: 1887
 Enrollment: 3,000
 Nickname: Fighting Camels
 School Colors: Orange & Black
 President: Dr. J. Bradley Creed
 Athletics Director: Omar Banks
 Senior Woman Administrator: Wanda Watkins
 Faculty Athletics Rep: Sal Mercogliano
 Athletic Dept. Phone: 910-893-1327

MEN'S BASKETBALL QUICK FACTS

Head Coach: Kevin McGeehan (8th season)
 Alma Mater: Gettysburg, 1995
 Career Record: 116-162 (9 years)
 School Record: 106-123 (6 years)
 Big South Record: 50-72 (.410)
 Big South Tournament Record: 4-7 (.364)
 Associate Head Coach: Peter Thomas, 2007
 Assistant Coaches: Kevin Smith, Richmond, 2011
 Kenneth White, North Carolina, 2001
 Dir. of Basketball Operations: Chris Long
 Athletic Trainer: Troyce Solley
 Basketball Office Phone: 910-893-1335
 Starters Returning/Lost: 3/2
 Letterwinners Returning/Lost: 9/5
 Newcomers: 4
 Arena (capacity): Pope Center/Gore Arena (3,095)

2019-20 REVIEW

Overall Record: 15-16
 Big South Record (Finish): 6-12 (T-10th)
 Big South Tournament: First Round
 Postseason: none

MEN'S BASKETBALL HISTORY

First year of Basketball: 1961-62
 Overall Record: 783-914 (.461)
 NCAA Tournament Appearances: 1 (1992)
 NCAA Tournament Record: 0-1
 NIT Appearances / Record: 1 (2019) / 0-1
 CIT Appearances / Record: 1 (2017) / 2-1
 CBI Appearances / Record: 1 (2018) / 2-1
 Last postseason opponent: UNC Greensboro, 2019 NIT First Round (L, 69-84)

Big South Regular-Season Record: 131-145 (.475)
 Big South Regular-Season Championships: 1
 2019
 Big South Tournament Record: 14-17 (.452)
 Big South Tournament Championships: 1
 1992

MEDIA RELATIONS INFORMATION

Men's Basketball Contact: Stan Cole
 Email: cole@campbell.edu
 Phone: 910-893-1331
 Cell: 910-814-7467
 Press Row: 910-814-5541
 Athletic Website: GoCamels.com
 Twitter: @GoCamelsMBB

2020-21 SCHEDULE

DATE	OPPONENT	TIME
Nov. 29	ST. ANDREWS	2:00pm
Dec. 4	at Gardner-Webb *	5:00pm
Dec. 5	at Gardner-Webb *	3:00pm
Dec. 8-10	at BSN Sports Dolphin Classic	
Dec. 8	at Jacksonville	7:00pm
Dec. 9	vs. New Orleans	2:30pm
Dec. 10	vs. Florida National	1:00pm
Dec. 15	at Elon	7:00pm
Dec. 19	at N.C. State	TBA
Dec. 21	UNC WILMINGTON	1:00pm
Dec. 30	at Winthrop *	3:00pm
Dec. 31	at Winthrop *	1:00pm
Jan. 4	HIGH POINT *	2:00pm
Jan. 5	HIGH POINT *	2:00pm
Jan. 9	at Longwood *	TBA
Jan. 10	at Longwood *	TBA
Jan. 14	PRESBYTERIAN *	TBA
Jan. 15	PRESBYTERIAN *	TBA
Jan. 19	at Hampton *	6:00pm
Jan. 20	at Hampton *	4:00pm
Jan. 24	CHARLESTON SOUTHERN *	TBA
Jan. 25	CHARLESTON SOUTHERN *	TBA
Feb. 4	RADFORD *	TBA
Feb. 5	RADFORD *	TBA
Feb. 11	at UNC Asheville *	TBA
Feb. 12	at UNC Asheville *	TBA
Feb. 18	USC UPSTATE *	TBA
Feb. 19	USC UPSTATE *	TBA
March 2-7	at Big South Championship	TBA

2020-21 NUMERICAL ROSTER

NO.	NAME	YR	POS	HT	WT	HOMETOWN / HIGH SCHOOL (PREVIOUS)
0	Gediminas Mokšėckas	Fr.	G	6-4	190	Vilnius, Lithuania / Archbishop Ryan (Pa.)
1	Ricky Clemons	Jr.	G	6-2	195	Rolesville, N.C. / Rolesville
2	PJ Carter	Fr.	G	6-5	170	Atlanta, Ga. / Langston Hughes
4	Dray Burton	Fr.	G	6-0	175	Greenville, S.C. / Powdersville
5	Messiah Thompson	So.	G	5-8	160	Atlanta, Ga. / North Atlanta
10	Milos Stajcic	Jr.	F	6-10	240	Belgrade, Serbia / Freedom Christian Academy (N.C.)
11	Jordan Whitfield	Sr.	G	6-1	175	Raleigh, N.C. / Millbrook
12	Jesús Carralero	So.	F	6-8	210	Malaga, Spain / Link Year Prep
13	Austin McCullough	Sr.	G	6-5	210	Birmingham, Ala. / Portage Central (Mich.) (CC of San Francisco)
14	Jaden Kennedy	Fr.	G	6-4	180	District Heights, Md. / Ridge View (S.C.)
15	Eric Blackwell III	Fr.	G	6-1	185	Phoenix, Ariz. / Corona Del Sol
20	Jacob Dees	Fr.	G	6-3	170	Four Oakes, N.C. / South Johnston
21	Duane Moss	R-Jr.	F	6-6	200	Myrtle Beach, S.C. / Carolina Forest (Chattanooga)
22	Laurynas Vaištaras	Fr.	F	6-6	200	Plunges, Lithuania / Kaunas Varpas
23	Joshua Lusane	So.	F	6-7	220	Americus, Ga. / Americus-Sumter
24	Andrew Carroll	So.	G	6-3	195	Raleigh, N.C. / Wake Christian Academy
30	Ethan Lynch	Fr.	---	6-2	210	Accokeek, Md. / Bishop Ireton (Va.)
45	Cedric Henderson Jr.	Jr.	G/F	6-6	190	Memphis, Tenn. / Briarcrest Christian (SW Tenn. CC)

* - Big South Conference game
 HOME GAMES IN ALL CAPS
 Dates, times and sites subject to change. All times EST



2019-20 STATISTICS (returners in ALL CAPS)

NAME	GP-GS	MIN	FG-FGA	PCT	3P-3PA	PCT	FT-FTA	PCT	OFF	DEF	REB	AVG	PF-FO	AST	TO	BLK	STL	PTS	PPG
CEDRIC HENDERSON JR.	31-30	899	148-256	.578	33-73	.452	55-71	.775	33	107	140	4.5	70-0	56	49	19	26	384	12.4
Cory Gensler	30-30	950	129-261	.494	44-125	.352	19-36	.528	33	108	141	4.7	65-2	52	18	19	41	321	10.7
JORDAN WHITFIELD	27-24	744	78-189	.413	34-82	.415	47-54	.870	10	37	47	1.7	55-2	64	43	0	21	237	8.8
Ja'Cor Nelson	25-13	557	68-157	.433	4-21	.190	48-74	.649	20	63	83	3.3	52-2	57	62	3	40	188	7.5
Trey Spencer	31-17	698	71-172	.413	29-88	.330	27-36	.750	17	82	99	3.2	40-1	51	33	3	25	198	6.4
JESÚS CARRALERO	26-1	370	51-112	.455	11-41	.268	20-33	.606	16	44	60	2.3	48-1	42	44	16	8	133	5.1
AUSTIN MCCULLOUGH	31-3	380	50-109	.459	34-84	.405	20-24	.833	4	33	37	1.2	35-0	7	11	0	10	154	5.0
MILOS STAJCIC	30-22	403	51-113	.451	11-34	.324	29-37	.784	22	52	74	2.5	48-2	32	43	2	5	142	4.7
LaDarius Knight	26-0	231	40-92	.435	19-62	.306	11-16	.688	4	25	29	1.1	24-0	4	20	3	11	110	4.2
JOSHUA LUSANE	31-7	440	41-101	.406	5-24	.208	33-39	.846	19	82	101	3.3	55-1	52	28	22	15	120	3.9
MESSIAH THOMPSON	26-0	264	36-95	.379	19-57	.333	4-5	.800	6	23	29	1.1	22-0	26	18	1	16	95	3.7
RICKY CLEMONS	20-6	206	14-31	.452	1-8	.125	8-14	.571	5	16	21	1.1	25-0	14	4	2	3	37	1.9
Dan Gross	2-0	3	1-11.000		1-11.000		0-0	.000	0	0	0	0.0	0-0	0	0	0	0	3	1.5
Noah Saunders	13-2	79	3-11	.273	2-6	.333	0-0	.000	6	11	17	1.3	6-0	5	9	1	2	8	0.6
ANDREW CARROLL	1-0	1	0-0	.000	0-0	.000	0-0	.000	0	0	0	0.0	0-0	0	0	0	0	0	0.0
TEAM									26	45	71	2.4		1		16			
CAMPBELL	31	6225	781-1700	.459	247-706	.350	321-439	.731	221	728	949	30.6	546-11	462	398	91	223	2130	68.7
OPPONENTS	31	6225	722-1641	.440	170-551	.309	451-642	.702	285	759	1044	33.7	463-5	312	429	65	200	2065	66.6

HEAD COACH

KEVIN MCGEEHAN

8th season at Campbell
106-123 (.463)

HOMETOWN:

Maple Glen, Pa.

ALMA MATER (YEAR):

Gettysburg College (1995)

COACHING CAREER:

CAMPBELL - Head Coach	2013-present
Richmond - Associate Head Coach	2008-13
Richmond - Assistant Coach	2005-08
Air Force - Assistant Coach	2004-05
Springfield HS (Pa.) - Head Coach	2002-04
Beaver College/Arcadia University - Head Coach	2000-02
Beaver College - Assistant Coach	1998-00

COACHING & CAREER HIGHLIGHTS

- Named head coach on April 11, 2013
- Earned 100th win as Campbell's coach with 63-55 victory at Ohio on Dec. 29, 2019
- Voted 2018-19 Big South Coach of the Year after leading the Camels to share of regular-season title and No. 1 seed in conference tournament
- Made three consecutive postseason appearances from 2017-19 (CBI in 2018, CIT in 2017, NIT in 2019) -- Campbell's first postseason bids since the 1992 NCAA Tournament
- CU advanced to the CBI Semifinals in 2018 after reaching the CIT Quarterfinals in 2017
- Led Campbell to Big South title game in 2017, the program's first conference championship game appearance since 1994
- CU's 20 overall wins in 2018-19 were the program's most since 2009-10
- Recruited and coached the Big South's all-time leading scorer and 3rd-leading scorer in NCAA history in **CHRIS CLEMONS**, now a member of the Houston Rockets
- Guided Camels to the most league wins ever by a CU coach in his first year at the Division I level in 2013-14
- Helped lead Richmond to five postseason berths in six-year span from 2007-13 (2 NCAA Tournaments, 3 CBI appearances)
- Spiders went to consecutive NCAA Tournaments in 2010 and 2011 and reached "Sweet 16" in 2011
- Part of UR coaching staff that produced school-record 29 wins in 2010-11, a Top 25 ranking and the program's first Atlantic-10 Championship in 10 years in the league
- The 2009-10 squad won a then-school record 26 wins in 2009-10 and received an NCAA Tournament at-large berth as a No. 7 seed
- In three-year span from 2010-13, Richmond posted nine wins over BCS conference teams, including five in 2010-11, as well as eight wins over nationally-ranked foes
- Started coaching career with Richmond head coach **CHRIS MOONEY** in mid-1990s at Lansdale Catholic HS before moving to Beaver College (now Arcadia University) and eventually Air Force and UR
- Helped Air Force to an 18-12 record in 2004-05, which was the second-most wins in school history
- Falcons led the nation in scoring defense and finished second nationally in fewest turnovers per game in 2004-05
- Served as team captain during his senior season at Gettysburg

KEVIN MCGEEHAN'S HEAD COACHING RECORD

YEAR	SCHOOL	OVERALL	BIG SOUTH
2000-01	Beaver College	4-20	
2001-02	Arcadia University	6-19	
2013-14	Campbell	12-20	6-10
2014-15	Campbell	10-22	4-14
2015-16	Campbell	12-18	5-13
2016-17	Campbell	19-18	7-11
2017-18	Campbell	18-16	10-8
2018-19	Campbell	20-13	12-4
2019-20	Campbell	15-16	6-12
CAMPBELL TOTAL		106-123	50-72
CAREER TOTAL		116-162	



KEEP AN EYE ON...

#11 JORDAN WHITFIELD SR • G • 6-1 • 175

NOTES: Averaged career-high 8.8 points and 2.4 assists as a junior in 2019-20 ... Has played in 85 career games and in two postseason tournaments (2019 NIT, 2018 CBI) ... Shot 89.2% from line in league play. ... Missed 4 games due to injury ... 12 double-figure scoring games ... Career-high 20 points (7-9 FG, 4-6 3FG) at Presbyterian ... Scored 18 points (3-6 3FG, 5-5 FTs) at Radford ... Scored 16 points (3-4 3FG) with 5 assists in win at UNC Asheville.



2019-20 RESULTS (15-16, 6-12 Big South)

Nov. 5	at Coastal Carolina	W, 75-74
Nov. 8	CENTRAL PENN	W, 101-47
Nov. 12	at UNC Wilmington	(OT) L, 76-81
Nov. 16	at The Citadel	W, 87-73
Nov. 25	JACKSONVILLE	W, 62-57
Nov. 29	vs. Georgia Southern %	L, 74-84
Nov. 30	at Florida Gulf Coast %	W, 51-46
Dec. 1	vs. North Dakota %	W, 58-56
Dec. 14	at East Carolina	L, 67-79
Dec. 17	ELON	W, 60-46
Dec. 21	JOHNSON & WALES	W, 82-59
Dec. 29	at Ohio	W, 63-55
Jan. 2	GARDNER-WEBB *	L, 65-67
Jan. 4	WINTHROP *	L, 72-87
Jan. 8	at UNC Asheville *	W, 64-62
Jan. 11	at Radford *	L, 63-68
Jan. 16	CHARLESTON SOUTHERN *	L, 62-77
Jan. 18	LONGWOOD *	W, 68-58
Jan. 20	at Presbyterian *	L, 79-85
Jan. 23	at Hampton *	L, 74-83
Jan. 30	HIGH POINT *	L, 57-62
Feb. 1	at USC Upstate *	L, 74-91
Feb. 6	at Winthrop *	L, 53-62
Feb. 8	PRESBYTERIAN *	W, 79-62
Feb. 10	at Longwood *	L, 56-57
Feb. 13	HAMPTON *	W, 75-49
Feb. 15	RADFORD *	L, 60-73
Feb. 20	at Charleston Southern *	W, 66-51
Feb. 22	at Gardner-Webb *	L, 61-73
Feb. 29	UNC ASHEVILLE *	W, 78-69
March 3	at (6) UNC Asheville #	L, 68-72

* - Big South Conference game
- Big South Tournament

% - FGCU Classic
HOME GAMES IN BOLD CAPS



2020-21 CAMPBELL WOMEN'S BASKETBALL

UNIVERSITY QUICK FACTS

Location: Buies Creek, N.C.
 Founded: 1887
 Enrollment: 3,000
 Nickname: Fighting Camels
 School Colors: Orange & Black
 President: Dr. J. Bradley Creed
 Athletics Director: Omar Banks
 Senior Woman Administrator: Wanda Watkins
 Faculty Athletics Rep: Sal Mercogliano
 Athletic Dept. Phone: 910-893-1327

WOMEN'S BASKETBALL QUICK FACTS

Head Coach: Ronny Fisher (5th season)
 Alma Mater: Furman, 1990
 Career Record: 177-190 (12 years)
 School Record: 80-46 (4 years)
 Big South Record: 110-108 (.505)
 Big South Tournament Record: 6-7 (.462)
 Assistant Coaches:
 Lindsay Bowen Michigan State, 2006
 Megan Hall Carson-Newman, 2003
 Pierre Miller Presbyterian, 2012
 Dir. of Basketball Operations: Kaycie Reffner
 Athletic Trainer: Kelli Florio
 Basketball Office Phone: 910-814-1345
 Starters Returning/Lost: 3/2
 Letterwinners Returning/Lost: 11/2
 Newcomers: 3
 Arena (capacity): Pope Center/Gore Arena (3,095)

2019-20 REVIEW

Overall Record: 21-8
 Big South Record (Finish): 16-4 (1st)
 Big South Tournament: Q'finals (DNP - COVID-19)
 Postseason: none

WOMEN'S BASKETBALL HISTORY

First year of Basketball: 1972-73
 Overall Record: 732-564 (.565)
 NCAA Tournament Appearances: 1 (2000)
 NCAA Tournament Record: 0-1
 WBI Appearances: 2 (2017-19)
 WBI Record: 2-2
 Last postseason opponent: Appalachian State,
 2019 WBI Semifinals (L, 57-70)

Big South Regular-Season Record: 182-94 (.659)
 Big South Regular-Season Championships: 3
 1988-91-20
 Big South Tournament Record: 19-15 (.559)
 Big South Tournament Championships: 1
 1989

MEDIA RELATIONS INFORMATION

Women's Basketball Contact: Tristan Elledge
 Email: telledge@campbell.edu
 Phone: 910-893-1369
 Cell: 336-262-1431
 Press Row: 910-814-5541
 Athletic Website: GoCamels.com
 Twitter: @GoCamelsWBB

2020-21 SCHEDULE

DATE	OPPONENT	TIME
Nov. 25	N.C. CENTRAL	2:00pm
Nov. 28	at UNC Wilmington	2:00pm
Dec. 1	at UNC Greensboro	6:00pm
Dec. 20	SOUTH CAROLINA STATE	2:00pm
Dec. 30	WINTHROP *	TBA
Dec. 31	WINTHROP *	TBA
Jan. 4	at High Point *	6:00pm
Jan. 5	at High Point *	6:00pm
Jan. 9	LONGWOOD *	TBA
Jan. 10	LONGWOOD *	TBA
Jan. 15	at Presbyterian *	6:00pm
Jan. 16	at Presbyterian *	4:00pm
Jan. 22	at Charleston Southern *	7:00pm
Jan. 23	at Charleston Southern *	5:00pm
Jan. 29	GARDNER-WEBB *	TBA
Jan. 30	GARDNER-WEBB *	TBA
Feb. 5	at Radford *	5:00pm
Feb. 6	at Radford *	3:00pm
Feb. 12	UNC ASHEVILLE *	TBA
Feb. 13	UNC ASHEVILLE *	TBA
Feb. 19	at USC Upstate *	6:00pm
Feb. 20	at USC Upstate *	4:00pm
Feb. 26	HAMPTON *	TBA
Feb. 27	HAMPTON *	TBA
March 9-14	at Big South Championship	TBA

* - Big South Conference game

HOME GAMES IN ALL CAPS

Dates, times and sites subject to change. All times EST

2020-21 NUMERICAL ROSTER

NO.	NAME	YR	POS	HT	HOMETOWN / HIGH SCHOOL (PREVIOUS)
1	Faith Price	So.	G	5-8	Jamestown, N.C. / Ragsdale
2	Randria Anderson	Fr.	G	5-11	Simpsonville, S.C. / Legacy Early College HS
3	Micaila Coleman	R-Jr.	G	5-10	Crewe, Va. / Nottoway
4	Ashlyn Hampton	Sr.	F	6-1	Advance, N.C. / Forest Trail Academy
5	Tatyana Carver	R-Jr.	G	5-4	Laurel, Md. / Elizabeth Seton
10	Sarah Hammack Fitzgerald	Fr.	F	6-3	Richmond, Va. / Atlantic Shores Christian
11	ShyAnne Tuelle	Jr.	G	5-10	Hampton, Tenn. / Hampton
14	Brittany Staves	So.	F	6-0	Raleigh, N.C. / Leesville Road
23	Taya Bolden	R-Sr.	F	5-10	Richmond, Va. / Highland Springs
25	Luana Serranho	Jr.	G	5-6	Lisbon, Portugal / Gustave Eiffel
30	Julie Crocker	Sr.	G	5-8	Derwood, Md. / Our Lady of Good Counsel
32	Christabel Ezumah	Fr.	F	6-3	Sugar Hill, Ga. / Lanier
40	Lauren McNamara-Clement	Sr.	F	6-2	Raleigh, N.C. / Leesville Road
44	Svenia Nürenberg	So.	F	5-11	Bergem, Luxembourg / Sportlycee



2019-20 STATISTICS (returners in ALL CAPS)

NAME	GP-GS	MIN	FG-FGA	PCT	3P-3PA	PCT	FT-FTA	PCT	OFF	DEF	REB	AVG	PF-FO	AST	TO	BLK	STL	PTS	PPG
LUANA SERRANHO	29-29	899	90-203	.443	36-93	.387	66-83	.795	9	64	73	2.5	50-0	84	65	3	45	282	9.7
Hayley Barber	25-25	738	77-227	.339	22-82	.268	59-87	.678	31	97	128	5.1	50-0	76	54	3	24	235	9.4
SHYANNE TUELLE	29-18	736	92-249	.369	48-156	.308	27-40	.675	22	104	126	4.3	31-0	48	44	2	24	259	8.9
TAYA BOLDEN	29-19	527	97-215	.451	0-0	.000	61-95	.642	102	129	231	8.0	63-2	23	47	6	34	255	8.8
Kianna Speight	29-21	755	82-220	.373	66-183	.361	16-24	.667	9	66	75	2.6	50-0	29	38	2	32	246	8.5
ASHLYN HAMPTON	29-3	429	54-95	.568	0-0	.000	19-33	.576	33	57	90	3.1	42-0	12	41	10	7	127	4.4
MICAILA COLEMAN	8-0	117	11-15	.733	0-1	.000	4-9	.444	5	6	11	1.4	14-0	20	6	2	2	26	3.3
SVENIA NÜRENBERG	29-18	595	32-111	.288	13-64	.203	15-27	.556	34	71	105	3.6	54-1	34	32	2	18	92	3.2
BRITTANY STAVES	29-0	293	30-86	.349	8-29	.276	24-35	.686	18	51	69	2.4	36-1	14	30	3	4	92	3.2
LAUREN McNAMARA-CLEMENT	29-12	315	33-73	.452	0-2	.000	11-17	.647	23	30	53	1.8	29-0	9	20	15	4	77	2.7
FAITH PRICE	22-0	195	13-62	.210	9-45	.200	6-6	1.000	4	14	18	0.8	16-0	7	9	4	4	41	1.9
TATYANA CARVER	28-0	209	11-52	.212	9-41	.220	6-14	.429	2	11	13	0.5	20-0	13	23	1	8	37	1.3
JULIA CROCKER	7-0	22	1-7	.143	1-7	.143	0-0	.000	1	2	3	0.4	1-0	1	3	1	0	3	0.4
TEAM									56	74	130	4.5			18				
CAMPBELL	29	5830	623-1615	.386	212-703	.302	314-470	.668	349	776	1125	38.8	456-4	370	430	54	206	1772	61.1
OPPONENTS	29	5830	548-1525	.359	113-408	.277	309-446	.693	273	713	986	34.0	515-9	242	470	84	231	1518	52.3

HEAD COACH RONNY FISHER

5th season at Campbell
80-46 (.635)

HOMETOWN:
Fairview, N.C.

ALMA MATER (YEAR):
Furman (1990)

COACHING CAREER:

CAMPBELL - Head Women's Coach 2016-present
PRESBYTERIAN COLLEGE - Head Women's Coach 2008-16
PRESBYTERIAN COLLEGE - Associate Head Men's Coach 2007-08
PRESBYTERIAN COLLEGE - Assistant Men's Coach 2000-07
North Greenville - Assistant Men's Coach 1998-00
Conway (S.C.) High School - Head Boy's Coach 1993-97
PRESBYTERIAN COLLEGE - Assistant Coach 1990-93
Furman - Student Assistant 1989-90

COACHING & CAREER HIGHLIGHTS

- Named Campbell's fourth women's basketball coach on April 5, 2016
- Ranks 4th all-time in Big South history for conference wins (110) and 5th in overall victories (177)
- Three-time Big South Coach of the Year and second in league history to be voted Coach of the Year at two different conference members (Presbyterian - 2012-13; Campbell - 2016-17, 2019-20)
- Led Camels to Big South regular-season title in 2019-20, the program's first in the league since 1990-91
- Guided Camels to Runner-Up finish in 2019 Big South Championship, the program's first conference title game appearance since 2001
- Directed CU to Semifinal appearance in the 2019 WBI, the Big South's first semifinal appearance in the tournament
- 2016-17 Big South Coach of the Year after directing Camels to a 21-10 record in his first season, as the program reached the 20-win mark faster than any other team in school history
- Finished second in the Big South in 2016-17 at 13-5, CU's highest conference finish since 2000-01
- Accepted a bid in the 2017 Women's Basketball Invitational (WBI), Campbell's first postseason appearance since 2000
- Led NCAA Division I in scoring defense in first season of 2016-17 with a Big South-record 49.6 points allowed per game
- Took over the PC women's basketball program in 2008 after 11 seasons as an assistant coach with the Blue Hose men's program
- Departed PC as the second-winningest coach in school history
- Led the Blue Hose to three winning seasons in his last four years, as well as the program's first-ever appearance in the Big South semifinals in 2016
- Voted Big South Coach of the Year in 2012-13 after leading Blue Hose to 14-4 Conference record and 19 wins -- the team's highest Division I win total
- PC received its first-ever Division I at-large postseason berth with its appearance in the WBI in 2013
- PC opened 2012-13 campaign with 49-46 win at Clemson, and started Big South play 5-0 with a win at Liberty
- Member of PC men's basketball coaching staff that reached NCAA Division II Tournament twice (2003, 2006), as well as 1992-93 South Atlantic Conference championship and NAIA National Tournament
- Led Conway (S.C.) High School to quarterfinals of the South Carolina state playoffs in 1993-94

RONNY FISHER'S COLLEGIATE HEAD COACHING RECORD

YEAR	SCHOOL	OVERALL	BIG SOUTH
2008-09	Presbyterian College	4-25	1-15
2009-10	Presbyterian College	5-25	3-13
2010-11	Presbyterian College	9-20	5-11
2011-12	Presbyterian College	14-15	8-10
2012-13	Presbyterian College	19-12	14-4
2013-14	Presbyterian College	12-19	9-11
2014-15	Presbyterian College	16-15	10-10
2015-16	Presbyterian College	18-13	13-7
2016-17	Campbell	21-10	13-5
2017-18	Campbell	15-15	8-10
2018-19	Campbell	23-13	10-8
2019-20	Campbell	21-8	16-4
CAMPBELL TOTAL		80-46	47-27
CAREER TOTAL		177-190	110-108

KEEP AN EYE ON...

#23 TAYA BOLDEN
R-SR • F • 5-10

NOTES: Scored 8.8 points per game in 2019-20, including team-high 97 made field goals ... Scored in double-figures 13 times including eight of her last nine games to close out the season ... Recorded season-highs with both 19 points and 18 boards in the final game of the regular season at Gardner-Webb (3/7) ... Had five double-doubles in total on the year ... Lead the team with 231 total rebounds, averaging 8.0 total boards per game -- including 3.5 offensive boards.



2019-20 RESULTS (21-8, 16-4 Big South)

Nov. 5	ST. ANDREWS	W, 122-56
Nov. 8	at Old Dominion	L, 44-59
Nov. 14	at Western Carolina	W, 61-40
Nov. 19	at N.C. Central	L, 64-67
Nov. 25	KENNESAW STATE	W, 63-51
Dec. 3	UNC GREENSBORO	W, 72-64
Dec. 12	BLUEFIELD COLLEGE	W, 65-41
Dec. 16	at Wake Forest	L, 46-74
Dec. 21	at Hofstra	L, 55-58
Dec. 28	HIGH POINT *	W, 73-36
Dec. 31	USC UPSTATE *	W, 50-38
Jan. 4	at UNC Asheville *	L, 52-60
Jan. 6	at Longwood *	W, 70-55
Jan. 9	GARDNER-WEBB *	W, 48-44
Jan. 11	at Hampton *	W, 68-31
Jan. 14	WINTHROP *	W, 63-47
Jan. 18	at Presbyterian *	W, 53-47
Jan. 21	CHARLESTON SOUTHERN *	W, 61-36
Jan. 28	at Radford *	W, 43-32
Feb. 1	at USC Upstate *	(2OT) W, 80-72
Feb. 8	UNC ASHEVILLE *	W, 59-52
Feb. 11	at High Point *	W, 68-66
Feb. 15	RADFORD *	L, 42-48
Feb. 18	at Winthrop *	W, 61-58
Feb. 22	LONGWOOD *	W, 81-76
Feb. 25	at Charleston Southern *	W, 43-42
Feb. 29	PRESBYTERIAN *	W, 56-42
March 4	HAMPTON *	L, 40-49
March 7	at Gardner-Webb *	L, 69-77
March 12	(9) PRESBYTERIAN #	canceled

* - Big South Conference game
- Big South Tournament game

HOME GAMES IN BOLD CAPS



2020-21 CHARLESTON SOUTHERN MEN'S BASKETBALL

UNIVERSITY QUICK FACTS

Location: Charleston, S.C.
 Founded: 1964
 Enrollment: 3,378
 Nickname: Buccaneers
 School Colors: Blue & Gold
 President: Dondi E. Costin, Ph.D
 Athletics Director: Jeff Barber
 Senior Woman Administrator: Lisa Gilmore
 Faculty Athletics Rep: Todd Heldreth
 Athletic Dept. Phone: 843-863-7678

MEN'S BASKETBALL QUICK FACTS

Head Coach: ... Barclay Radebaugh (16th season)
 Alma Mater: East Tennessee State, 1987
 Career Record: 177-264 (16 years)
 School Record: 156-256 (15 years)
 Big South Record: 81-142 (.363)
 Big South Tournament Record: 7-14 (.333)
 Associate Head Coach:
 Rick Duckett North Carolina, 1979
 Assistant Head Coach:
 Thomas Butters Clemson, 2011
 Assistant Coach:
 Saah Nimley Charleston Southern, 2015
 Dir. of Basketball Operations: Colton Everett
 Athletic Trainer: Damon Edmond
 Basketball Office Phone: 843-863-7690
 Starters Returning/Lost: 3/2
 Letterwinners Returning/Lost: 9/3
 Newcomers: 3
 Arena (capacity): CSU Field House (881)

2019-20 REVIEW

Overall Record: 14-18
 Big South Record (Finish): 7-11 (T-7th)
 Big South Tournament: Quarterfinals
 Postseason: none

MEN'S BASKETBALL HISTORY

First year of Basketball: 1965-66
 Overall Record: 620-871 (.416)
 NCAA Tournament Appearances: 1 (1997)
 NCAA Tournament Record: 0-1
 NIT Appearances / Record: 2 (2013-15) / 0-2
 CIT Appearances / Record: 1 (2019) / 1-1
 Last postseason opponent: Hampton,
 2019 CIT Second Round (L, 67-73)

Big South Regular-Season Record: 208-287 (.420)
 Big South Regular-Season Championships: 2
 1986-87
 Big South Tournament Record: 28-30 (.483)
 Big South Tournament Championships: 4
 1986-87-95-97

MEDIA RELATIONS INFORMATION

Men's Basketball Contact: Derrick Bennington
 Email: dbennington@csuniv.edu
 Phone: 843-863-7433
 Cell: 540-448-4167
 Press Row: 843-259-4434
 Athletic Website: csusports.com
 Twitter: @csusports

2020-21 SCHEDULE

DATE	OPPONENT	TIME
Nov. 25-27	at Mako Medical Wolfpack Invitational	
Nov. 25	at N.C. State	8:00pm
Nov. 27	vs. Eastern Kentucky	2:00pm
Dec. 1	NORTH CAROLINA A&T	7:00pm
Dec. 3	ST. ANDREWS	7:00pm
Dec. 12	at Duke	8:30pm
Dec. 15	at N.C. Central	TBA
Dec. 17	COLUMBIA INTERNATIONAL	7:00pm
Dec. 21	HAMPTON *	7:00pm
Dec. 22	HAMPTON *	6:00pm
Jan. 4	at Gardner-Webb *	TBA
Jan. 5	at Gardner-Webb *	TBA
Jan. 9	RADFORD *	5:00pm
Jan. 10	RADFORD *	3:00pm
Jan. 14	at UNC Asheville *	TBA
Jan. 15	at UNC Asheville *	TBA
Jan. 19	USC UPSTATE *	7:00pm
Jan. 20	USC UPSTATE *	7:00pm
Jan. 24	at Campbell *	TBA
Jan. 25	at Campbell *	TBA
Jan. 29	WINTHROP *	7:00pm
Jan. 30	WINTHROP *	5:00pm
Feb. 4	at High Point *	6:00pm
Feb. 5	at High Point *	6:00pm
Feb. 11	LONGWOOD *	7:00pm
Feb. 12	LONGWOOD *	7:00pm
Feb. 18	at Presbyterian *	7:00pm
Feb. 19	at Presbyterian *	7:00pm
March 2-7	at Big South Championship	TBA

2020-21 NUMERICAL ROSTER

NO.	NAME	YR	POS	HT	WT	HOMETOWN / HIGH SCHOOL (PREVIOUS)
0	Travis Anderson	R-So.	G	6-0	175	Atlanta, Ga. / Grayson
1	Terence Porter Jr.	R-Fr.	F	6-8	210	Atlanta, Ga. / Grayson
2	Emorie Knox	Fr.	G	6-0	170	Myrtle Beach, S.C. / Myrtle Beach
4	Deontaye Buskey	Sr.	G	6-1	160	Daphne, Ala. / Daphne
5	Melvin Edwards Jr.	Fr.	F	6-6	195	Carrollton, Ga. / Carrollton
10	Jamir Moore	R-So.	G/F	6-5	200	Miramar, Fla. / Miramar
11	Ja'Quavian Florence	Fr.	G	6-4	200	Atlanta, Ga. / South Atlanta
12	Ty Jones	Sr.	F	6-6	250	Pontotoc, Miss. / Pontotoc
22	Sadarius Bowser	Jr.	C	6-9	230	Gaffney, S.C. / Gaffney
23	Sean Price	R-Jr.	F	6-3	210	Port Charlotte, Fla. / Port Charlotte
24	Phlandrous Fleming Jr.	Sr.	G	6-4	210	Athens, Ga. / Cedar Shoals
30	Matt Kormylo	So.	G	6-5	200	Greenville, S.C. / Southside Christian
50	Malik Battle	So.	G	6-3	180	Atlanta, Ga. / Alexander

* - Big South Conference game
 HOME GAMES IN ALL CAPS
 Dates, times and sites subject to change. All times EST



2019-20 STATISTICS (returners in ALL CAPS)

NAME	GP-GS	MIN	FG-FGA	PCT	3P-3PA	PCT	FT-FTA	PCT	OFF	DEF	REB	AVG	PF-FO	AST	TO	BLK	STL	PTS	PPG
Dontrell Shuler	15-15	456	98-212	.462	12-39	.308	60-88	.682	6	45	51	3.4	36-1	44	44	1	18	268	17.9
PHLANDROUS FLEMING JR.	32-31	1132	207-477	.434	45-174	.259	106-136	.779	50	228	278	8.7	59-1	121	107	47	40	565	17.7
DEONTAYE BUSKEY	32-29	955	120-303	.396	62-186	.333	35-55	.636	9	107	116	3.6	74-1	71	41	11	41	337	10.5
TY JONES	32-22	973	134-251	.534	15-34	.441	51-60	.850	43	92	135	4.2	62-1	75	71	4	15	334	10.4
TRAVIS ANDERSON	28-1	637	79-196	.403	46-119	.387	44-53	.830	9	43	52	1.9	45-1	41	40	2	20	248	8.9
Nate Louis	27-16	583	35-99	.354	34-88	.386	12-16	.750	7	39	46	1.7	38-1	18	14	0	20	116	4.3
Duncan LeXander	32-32	815	40-144	.278	34-120	.283	13-19	.684	48	80	128	4.0	77-3	25	28	10	25	127	4.0
SEAN PRICE	8-1	140	12-25	.480	3-11	.273	3-5	.600	7	18	25	3.1	12-0	5	11	2	6	30	3.8
TERENCE PORTER JR.	6-2	92	8-28	.286	0-8	.000	4-8	.500	4	9	13	2.2	13-0	1	9	3	2	20	3.3
MALIK BATTLE	17-3	196	20-51	.392	7-15	.467	9-13	.692	1	8	9	0.5	17-1	8	4	0	1	56	3.3
SADARIUS BOWSER	29-8	445	34-60	.567	0-0	.000	19-27	.704	33	56	89	3.1	54-0	12	25	2	0	87	3.0
Timmy Sellers	2-0	3	2-2	1.000	0-0	.000	1-1	1.000	0	0	0	0.0	0-0	0	0	0	0	5	2.5
MATT KORMYLO	15-0	48	3-8	.375	0-1	.000	4-6	.667	4	3	7	0.5	6-0	3	6	0	2	10	0.7
TEAM									40	42	82	2.6			6				
CHARLESTON SOUTHERN	32	6475	792-1856	.427	258-795	.325	361-487	.741	261	770	1031	32.2	493-10	424	406	82	190	2203	68.8
OPPONENTS	32	6475	849-1847	.460	228-680	.335	378-539	.701	321	880	1201	37.5	504-5	452	428	86	221	2304	72.0

HEAD COACH

BARCLAY RADEBAUGH

16th season at Charleston Southern
156-256 (.379)

HOMETOWN:

Lincolnton, N.C.

ALMA MATER (YEAR):

East Tennessee State (1987)

COACHING CAREER:

CHARLESTON SOUTHERN - Head Coach	2005-present
Miami (Fla.) - Assistant Coach	2004-05
Queens University - Head Coach	2003-04
WINTHROP - Assistant Coach	2001-03
South Carolina - Assistant Coach	1994-01
Furman - Assistant Coach	1990-94
Wofford - Assistant Coach	1989-90
East Tennessee State - Graduate Assistant	1987-88
East Tennessee State - Student Assistant	1986-87

COACHING & CAREER HIGHLIGHTS

- Named head coach on May 15, 2005
- Ranks seventh all-time in Big South history in overall victories (156) and eighth for league wins (81)
- Guided CSU to its first-ever Division I postseason victory with 68-66 win over Florida Atlantic in the 2019 CIT
- Bucs appeared in 2013 NIT -- the program's second postseason appearance in school history and first in 17 seasons
- Two-time Big South Coach of the Year (2012, 2015) ... In 2012, led CSU to its most overall wins (19) and Big South victories (11) since 1994-95
- Has coached three Big South Defensive Player of the Years, two Big South Freshman of the Year winners and the Big South Player of the Year during his time at Charleston Southern
- Advanced to Big South Tournament Semifinals in first season and four times overall
- Led Bucs past the College of Charleston in 2005-06 for the first time since 1988 and won the "City" Championship for the first time since 1986 with wins over crosstown rivals CofC and The Citadel that season. CSU repeated the sweep in 2006-07
- Helped South Carolina to SEC title in 1997 and No. 2 seed in 1997 NCAA Tournament
- South Carolina finished 1998 ranked No. 14 nationally
- Position coach for USC's all-time leading scorer **B.J. McKIE**, all-time three-point scorer **JAMEL BRADLEY** and all-time steals leader **CHUCK EIDSON**.
- Assistant coach under **GREGG MARSHALL** at Winthrop, **FRANK HAITH** at Miami, as well as under **LES ROBINSON** at East Tennessee State

BARCLAY RADEBAUGH'S HEAD COACHING RECORD

YEAR	SCHOOL	OVERALL	BIG SOUTH
2003-04	Queens University	21-8	
2005-06	Charleston Southern	13-16	7-9
2006-07	Charleston Southern	8-22	2-12
2007-08	Charleston Southern	10-20	4-10
2008-09	Charleston Southern	9-20	4-14
2009-10	Charleston Southern	13-17	7-11
2010-11	Charleston Southern	16-16	9-9
2011-12	Charleston Southern	19-12	11-7
2012-13 ^	Charleston Southern	0-13	0-4
2013-14 ^	Charleston Southern	0-18	0-10
2014-15 ^	Charleston Southern	0-12	0-5
2015-16	Charleston Southern	9-21	5-13
2016-17	Charleston Southern	12-19	7-11
2017-18	Charleston Southern	15-16	9-9
2018-19	Charleston Southern	18-16	9-7
2019-20	Charleston Southern	14-18	7-11
CHARLESTON SOUTHERN TOTAL		156-256	81-142
CAREER TOTAL		177-264	

^ - wins from 2012-15 vacated as determined by NCAA Committee on Infractions

KEEP AN EYE ON...

#24 PHLANDROUS FLEMING JR.
SR • G/F • 6-4 • 195

NOTES: 2020-21 Preseason Player of the Year ... 2020 Big South Defensive Player of the Year ... Recorded first triple-double in Big South Tournament history in 2020 (14 PTS, 11 REB, 12 AST) ... Finished among Top 10 in scoring (17.7, No. 4), rebounding (8.7, No. 1), FG% (.434, No. 7), assists (3.8, T-6), FT% (.779, No. 4), blocks (1.5, No. 4), assist-to-turnover ratio (1.1, No. 10) and minutes (35.4, No. 2) ... Surpassed 1,000 point mark in his career ... Set career-highs in scoring (34) and rebounds (15) twice in 2019-20 ... Had three 30-point efforts, 26 games in double figures and 10 games with 10-plus rebounds



2019-20 RESULTS (14-18, 7-11 Big South)

Nov. 5	COLUMBIA INTERNATIONAL	W, 99-71
Nov. 8	at North Carolina A&T	L, 49-63
Nov. 12	FURMAN	L, 47-91
Nov. 16	at Dayton	L, 61-90
Nov. 18	at #3/3 Michigan State	L, 46-94
Nov. 23	vs. Southern Utah %	L, 45-80
Nov. 24	vs. Delaware State %	W, 71-61
Dec. 3	at Missouri	W, 68-60
Dec. 7	N.C. CENTRAL	W, 58-53
Dec. 16	at James Madison	L, 60-81
Dec. 21	at Eastern Kentucky	W, 76-69
Dec. 28	PIEDMONT INTERNATIONAL	W, 108-52
Jan. 2	USC UPSTATE *	W, 89-75
Jan. 4	at Hampton *	L, 85-92
Jan. 8	LONGWOOD *	L, 56-74
Jan. 11	UNC ASHEVILLE *	L, 69-71
Jan. 16	at Campbell *	W, 77-62
Jan. 18	at High Point *	W, 79-60
Jan. 23	PRESBYTERIAN *	W, 74-66
Jan. 25	at Gardner-Webb *	(2OT) W, 92-83
Jan. 30	WINTHROP *	L, 60-77
Feb. 1	at Radford *	(OT) L, 74-77
Feb. 6	at Longwood *	L, 63-71
Feb. 8	HAMPTON *	W, 85-72
Feb. 10	at USC Upstate *	L, 52-66
Feb. 13	HIGH POINT *	W, 66-63
Feb. 15	at UNC Asheville *	L, 75-79
Feb. 20	CAMPBELL *	L, 51-66
Feb. 27	GARDNER-WEBB *	L, 74-83
Feb. 29	at Presbyterian *	L, 65-76
March 3	(9) PRESBYTERIAN #	W, 81-64
March 5	at (1) Radford #	L, 48-62

* - Big South Conference game
- Big South Tournament game

% - Maui on the Mainland
HOME GAMES IN BOLD CAPS



2020-21 CHARLESTON SOUTHERN WOMEN'S BASKETBALL

UNIVERSITY QUICK FACTS

Location: Charleston, S.C.
 Founded: 1964
 Enrollment: 3,378
 Nickname: Buccaneers
 School Colors: Blue & Gold
 President: Dondi E. Costin, Ph.D
 Athletics Director: Jeff Barber
 Senior Woman Administrator: Lisa Gilmore
 Faculty Athletics Rep: Todd Heldreth
 Athletic Dept. Phone: 843-863-7678

WOMEN'S BASKETBALL QUICK FACTS

Head Coach: Fred Applin (9th season)
 Alma Mater: Elon, 1985
 Career Record: 78-189 (10 years)
 School Record: 62-162 (8 years)
 Big South Record: 35-109 (.243)
 Big South Tournament Record: 5-8 (.385)
 Assistant Coaches:
 Brad Childers Lenoir-Rhyne, 2007
 Deion Craig Coker, 2016
 Lauren Johnson Southern Wesleyan, 2013
 Athletic Trainer: Alanie Rhodes
 Basketball Office Phone: 843-863-7684
 Starters Returning/Lost: 4/1
 Letterwinners Returning/Lost: 9/4
 Newcomers: 5
 Arena (capacity): CSU Field House (881)

2019-20 REVIEW

Overall Record: 4-26
 Big South Record (Finish): 2-18 (11th)
 Big South Tournament: First Round
 Postseason: none

WOMEN'S BASKETBALL HISTORY

First year of Basketball: 1976-77
 Overall Record: 359-812 (.307)
 NCAA Tournament Appearances: none
 WBI Appearances: 3 (2010-12-17)
 WBI Record: 0-3
 Last postseason opponent: UNC Greensboro,
 2017 WBI First Round (L, 37-45)

Big South Regular-Season Record: 137-330 (.293)
 Big South Regular-Season Championships: none
 Big South Tournament Record: 14-33 (.298)
 Big South Tournament Championships: none

MEDIA RELATIONS INFORMATION

Women's Basketball Contact: .. Seth Montgomery
 Email: smontgomery@csuniv.edu
 Phone: 843-863-7853
 Cell: 843-259-4434
 Press Row: 843-259-4434
 Athletic Website: csusports.com
 Twitter: @csusports

2020-21 SCHEDULE

DATE	OPPONENT	TIME
Nov. 25	COLUMBIA INTERNATIONAL	1:00pm
Dec. 2	at Florida	3:00pm
Dec. 9	at Davidson	4:00pm
Dec. 13	WESTERN CAROLINA	3:00pm
Dec. 16	FLORIDA A&M	<i>Canceled</i>
Dec. 21	at Hampton *	4:00pm
Dec. 22	at Hampton *	2:00pm
Jan. 4	GARDNER-WEBB *	7:00pm
Jan. 5	GARDNER-WEBB *	7:00pm
Jan. 9	at Radford *	5:00pm
Jan. 10	at Radford *	3:00pm
Jan. 15	UNC ASHEVILLE *	7:00pm
Jan. 16	UNC ASHEVILLE *	5:00pm
Jan. 22	CAMPBELL *	7:00pm
Jan. 23	CAMPBELL *	5:00pm
Jan. 29	at Winthrop *	6:00pm
Jan. 30	at Winthrop *	4:00pm
Feb. 5	HIGH POINT *	7:00pm
Feb. 6	HIGH POINT *	5:00pm
Feb. 12	at Longwood *	TBA
Feb. 13	at Longwood *	TBA
Feb. 19	PRESBYTERIAN *	7:00pm
Feb. 20	PRESBYTERIAN *	5:00pm
Feb. 26	at USC Upstate *	6:00pm
Feb. 27	at USC Upstate *	4:00pm
March 9-14	at Big South Championship	TBA

* - Big South Conference game

HOME GAMES IN ALL CAPS

Games listed in *italics* impacted by COVID-19

Dates, times and sites subject to change. All times EST

2020-21 NUMERICAL ROSTER

NO.	NAME	YR	POS	HT	HOMETOWN / HIGH SCHOOL (PREVIOUS)
1	Carmella Walker	Sr.	G	5-9	New Smyrna Beach, Fla. / New Smyrna (Daytona State)
3	Asia Smith	So.	G/F	6-1	Washington, D.C. / Myrtle Beach
4	Niya Goudelock	R-So.	G	5-5	Gaffney, S.C. / Legacy Early College
5	Sha'Mya Leigh	So.	G	5-10	Dayton, Ohio / Trotwood-Madison
10	Jhala Henry	Jr.	G/F	5-7	Jeffersonville, Ind. / Jeffersonville
11	Kelsie Ruff	Sr.	G	5-6	Charlotte, N.C. / Hopewell
12	Anna Webster	R-Sr.	G	5-9	Four Oaks, N.C. / South Johnston County
13	Sharita Godfrey	Jr.	G/F	5-11	Columbia, S.C. / Richland Northeast
14	Tyra Wright	So.	C	6-2	Morrison, Tenn. / Warren County
15	Janaia Fargo	Fr.	G	5-8	Inwood, W.Va. / Musselman
21	Makenna Winans	Fr.	F	6-0	Parkersburg, W.Va. / Parkersburg South
22	Alyssia Faye	Sr.	F	6-2	Valence, France / Lycee Jean Mermoz
23	Tori Gittens	So.	G	5-11	Sherman, Texas / Gunter
34	Jamya Rogers	Jr.	F	5-9	Smyrna, Tenn. / Stewarts Creek



2019-20 STATISTICS (returners in ALL CAPS)

NAME	GP-GS	MIN	FG-FGA	PCT	3P-3PA	PCT	FT-FTA	PCT	OFF	DEF	REB	AVG	PF-FO	AST	TO	BLK	STL	PTS	PPG
CARMELLA WALKER	29-28	918	88-215	.409	15-52	.288	89-115	.774	28	112	140	4.8	65-1	34	70	4	64	280	9.7
Tierra Steede	23-23	672	82-208	.394	14-50	.280	38-57	.667	33	129	162	7.0	45-0	28	68	28	26	216	9.4
SHARITA GODFREY	30-25	790	104-260	.400	21-76	.276	20-26	.769	29	130	159	5.3	55-0	32	60	12	34	249	8.3
KELSIE RUFF-MILLS	30-22	827	86-259	.332	20-68	.294	30-38	.789	23	71	94	3.1	39-0	60	64	1	29	222	7.4
Ahlea Myers	28-2	494	57-190	.300	21-92	.228	28-45	.622	21	42	63	2.3	59-2	48	49	1	23	163	5.8
SHA'MYA LEIGH	29-26	816	59-166	.355	7-37	.189	33-54	.611	11	46	57	2.0	56-1	60	91	1	30	158	5.4
TYRA WRIGHT	28-8	433	49-106	.462	4-15	.267	14-19	.737	12	56	68	2.4	48-1	8	35	10	6	116	4.1
TORI GITTENS	29-11	515	36-137	.263	25-96	.260	10-15	.667	5	37	42	1.4	19-0	12	22	4	9	107	3.7
Cailah Hicklin	8-1	59	11-31	.355	2-4	.500	3-4	.750	8	11	19	2.4	6-0	0	2	1	0	27	3.4
ASIA SMITH	21-3	257	24-64	.375	1-4	.250	15-26	.577	24	33	57	2.7	54-2	4	20	10	6	64	3.0
Maya Richards	20-0	212	16-43	.372	3-6	.500	8-18	.444	17	26	43	2.2	40-2	6	15	5	5	43	2.2
Jasmine Blackmon	4-0	22	2-4	.500	0-0	.000	0-0	.000	0	5	5	1.3	4-0	0	5	2	1	4	1.0
ANNA WEBSTER	1-1	10	0-1	.000	0-1	.000	0-0	.000	0	1	1	1.0	0-0	2	0	0	1	0	0.0
TEAM																			
CHARLESTON SOUTHERN	30	6025	614-1684	.365	133-501	.265	288-417	.691	265	771	1036	34.5	490-9	294	513	79	234	1649	55.0
OPPONENTS	30	6025	727-1883	.386	248-752	.330	368-536	.687	465	857	1322	44.1	434-8	441	466	104	254	2070	69.0

HEAD COACH

FRED APPLIN

9th season at Charleston Southern
62-162 (.277)

HOMETOWN:

Roseboro, N.C.

ALMA MATER (YEAR):

Elon (1985)

COACHING CAREER:

CHARLESTON SOUTHERN - Head Coach	2012-present
East Carolina - Assistant Coach	2010-12
Washington - Assistant Coach	2007-10
Wake Forest - Associate Head Coach	2004-07
Texas - Assistant Coach	1998-04
HAMPTON - Head Coach	1995-97
Houston - Assistant Coach	1993-95
North Carolina - Assistant Coach	1988-93

COACHING & CAREER HIGHLIGHTS

- Named the 15th head women's basketball coach in CSU history on April 30, 2012
- Led Bucs to their first-ever 10-win Big South season in 2016-17 with 11 conference victories
- CSU's 18 overall wins in 2016-17 was its most since 1998-99
- Has directed Charleston Southern to two Big South Semifinal appearances in the last four seasons -- the program's first trip since 2012
- Accepted a bid in the 2017 Women's Basketball Invitational (WBI), Charleston Southern's first postseason appearance since 2012
- Served as Recruiting Coordinator at East Carolina and Washington
- His Huskies' 2008 recruiting class was ranked in the Top 15 for Hoop-Gurlz.com and was ranked one of the top five in the then-Pac 10
- In 2006, his Wake Forest recruits ranked in the Top 30 by Blue Star Basketball Report and in the Top 25 of All-Star Girls Report's rankings
- Helped guide the Demon Deacons to the final eight of the 2005 WNIT
- Was recognized by the Women's Basketball Journal as one of the nation's top assistant coaches in its 1998-99 coaching poll
- During his time at Texas, the Longhorns reached the NCAA Sweet 16 three-straight years (2002-04) and advanced to the Final Four in 2003
- While at Texas, signed three McDonald All-Americans -- **NINA NORMAN**, **TIFFANY JACKSON** and **KALEE CAREY**, as well as four WBCA/Nike All-American -- Norman, Jackson, Carey and **EMEISHA BAILEY**
- Three of his former players -- Jackson, **JAMIE CAREY** and **EDWINA BROWN** -- went on to play in the WNBA
- Signed two Nike High School All-Americans (**DANIELLE DAWSON** and **FELECIA BRYANT**) while at Hampton
- While at North Carolina, was responsible for signing **SYLVIA CRAWLEY**, **TONYA SAMPSON** and **MARION JONES** to the Tar Heels
- Served as an advance scout for the Washington Mystics in the summer of 2008 and the Atlanta Dream in the summers of 2009 and 2010
- Was a member of Elon's NAIA National Championship football squad and also ran track & field in college

FRED APPLIN'S HEAD COACHING RECORD

YEAR	SCHOOL	OVERALL	BIG SOUTH
1995-96	Hampton	10-17	
1996-97	Hampton	6-10	
2012-13 ^	Charleston Southern	0-20	0-15
2013-14 ^	Charleston Southern	0-22	0-16
2014-15 ^	Charleston Southern	1-25	0-19
2015-16	Charleston Southern	14-17	8-12
2016-17	Charleston Southern	18-14	11-7
2017-18	Charleston Southern	11-20	5-13
2018-19	Charleston Southern	14-18	9-9
2019-20	Charleston Southern	4-26	2-18
CHARLESTON SOUTHERN TOTAL		62-162	35-109
CAREER TOTAL		78-189	

^ - All but one win from 2012-15 vacated as determined by NCAA Committee on Infractions

KEEP AN EYE ON...

#1 CARMELLA WALKER SR • G • 5-9

NOTES: 2019-20 Big South All-Academic selection ... Finished among the Big South and NCAA leaders with 2.2 steals per game, while also sitting among the conference leaders in scoring per game and free throw percentage ... Posted a team-high 15 double-digit scoring games, as well as her first double-double in a win over UNC Asheville ... Recorded nine games with at least three steals ... Averaged 31.7 minutes per game with 28 starts.



2019-20 RESULTS (4-26, 2-18 Big South)

Nov. 5	at Florida State	L, 36-88
Nov. 9	SOUTH CAROLINA STATE	L, 75-81
Nov. 15	at North Carolina	L, 54-85
Nov. 26	BETHUNE-COOKMAN	L, 41-81
Nov. 30	NORTH DAKOTA	L, 57-73
Dec. 4	at Western Carolina	L, 64-69
Dec. 7	VIRGINIA-LYNCHBURG	W, 92-55
Dec. 16	COLUMBIA (S.C.)	W, 76-59
Dec. 20	COLLEGE OF CHARLESTON	L, 70-79
Dec. 28	at USC Upstate *	L, 53-70
Dec. 31	GARDNER-WEBB *	L, 52-79
Jan. 4	at Radford *	L, 35-72
Jan. 9	at Longwood *	L, 68-84
Jan. 11	HIGH POINT *	L, 70-84
Jan. 14	at UNC Asheville *	W, 60-48
Jan. 18	HAMPTON *	L, 59-64
Jan. 21	at Campbell *	L, 36-61
Jan. 25	WINTHROP *	L, 53-58
Jan. 28	PRESBYTERIAN *	L, 46-67
Feb. 1	at Gardner-Webb *	L, 45-67
Feb. 4	at Winthrop *	L, 46-56
Feb. 8	RADFORD *	L, 40-64
Feb. 11	USC UPSTATE *	L, 64-71
Feb. 15	at Presbyterian *	L, 53-76
Feb. 18	UNC ASHEVILLE *	W, 56-54
Feb. 25	CAMPBELL *	L, 42-43
Feb. 29	at Hampton *	L, 57-66
March 4	at High Point *	L, 55-71
March 7	LONGWOOD *	L, 52-63
March 10	at (6) UNC Asheville #	L, 46-82

* - Big South Conference game
- Big South Tournament game

HOME GAMES IN BOLD CAPS



2020-21 GARDNER-WEBB MEN'S BASKETBALL

UNIVERSITY QUICK FACTS

Location: Boiling Springs, N.C.
 Founded: 1905
 Enrollment: 3,535
 Nickname: Runnin' Bulldogs
 School Colors: Scarlet, White & Black
 President: William Downs
 Athletics Director: Chuck Burch
 Senior Woman Administrator: Pam Scruggs
 Faculty Athletics Rep: Chris Davis
 Athletic Dept. Phone: 704-406-4340

MEN'S BASKETBALL QUICK FACTS

Head Coach: Tim Craft (8th season)
 Alma Mater: Florida, 2000
 Career Record: 127-106 (7 years)
 School Record: 127-106 (7 years)
 Big South Record: 71-51 (.582)
 Big South Tournament Record: 10-6 (.625)
 Associate Head Coach: Jeremy Luther North Greenville, 1999
 Assistant Coaches: Jake DeLaney Covenant, 2015
 Andrew Brown Mercer, 2006
 Dir. of Basketball Operations: Adam Bullard
 Athletic Trainer: TBA
 Basketball Office Phone: 704-406-4348
 Starters Returning/Lost: 2/3
 Letterwinners Returning/Lost: 4/7
 Newcomers: 10
 Arena (capacity): Paul Porter Arena (3,500)

2019-20 REVIEW

Overall Record: 16-16
 Big South Record (Finish): 11-7 (3rd)
 Big South Tournament: Semifinals
 Postseason: none

MEN'S BASKETBALL HISTORY

First year of Basketball: 1969-70
 Overall Record: 868-628 (.580)
 NCAA Tournament Appearances: 1 (2019)
 NCAA Tournament Record: 0-1
 CIT Appearances / Record: 1 (2013) / 0-1
 CBI Appearances / Record: 1 (2015) / 0-1
 Last postseason opponent: Virginia, 2019 NCAA First Round (L, 56-71)

Big South Regular-Season Record: 108-102 (.514)
 Big South Regular-Season Championships: none
 Big South Tournament Record: 11-10 (.524)
 Big South Tournament Championships: 1 (2019)

MEDIA RELATIONS INFORMATION

Men's Basketball Contact: Marc Rabb
 Email: mrabb@gardner-webb.edu
 Phone: 704-406-4355
 Cell: 704-974-3662
 Press Row: 704-406-4475
 Athletic Website: gwusports.com
 Twitter Feed: @GWUsports

2020-21 SCHEDULE

DATE	OPPONENT	TIME
Nov. 25	at Duke	Postponed
Nov. 27	at Florida State	Postponed
Nov. 29	at Georgia	Canceled
Dec. 4	CAMPBELL *	5:00pm
Dec. 5	CAMPBELL *	3:00pm
Dec. 9	PRESBYTERIAN *	7:00pm
Dec. 10	PRESBYTERIAN *	7:00pm
Dec. 12	at Pittsburgh	2:00pm
Dec. 18	VMI	2:00pm
Dec. 30	at Hampton *	2:00pm
Dec. 31	at Hampton *	12:00pm
Jan. 4	CHARLESTON SOUTHERN *	TBA
Jan. 5	CHARLESTON SOUTHERN *	TBA
Jan. 14	at Radford *	6:00pm
Jan. 15	at Radford *	6:00pm
Jan. 19	UNC ASHEVILLE *	TBA
Jan. 20	UNC ASHEVILLE *	TBA
Jan. 24	at USC Upstate *	TBA
Jan. 25	at USC Upstate *	5:30pm
Feb. 4	at Winthrop *	6:00pm
Feb. 5	at Winthrop *	6:00pm
Feb. 11	HIGH POINT *	TBA
Feb. 12	HIGH POINT *	TBA
Feb. 18	at Longwood *	TBA
Feb. 19	at Longwood *	TBA
March 2-7	at Big South Championship	TBA

* - Big South Conference game

HOME GAMES IN ALL CAPS

Games listed in italics impacted by COVID-19

Dates, times and sites subject to change. All times EST

2020-21 NUMERICAL ROSTER

NO.	NAME	YR	POS	HT	WT	HOMETOWN / HIGH SCHOOL (PREVIOUS)
0	Lance Terry	So.	G	6-2	180	Newnan, Ga. / The Heritage School
1	Jaheam Cornwall	Sr.	G	6-0	175	Brooklyn, N.Y. / Putnam Science (Conn.) Academy
2	Jordan Sears	Fr.	G	5-11	175	Ormond Beach, Fla. / Mainland HS
3	Jacob Falko	Jr.	G	6-2	180	North East, Md. / Tri-State Christian Acad. (Cecil College)
4	D'Maurian Williams	Fr.	G	6-5	195	Phoenix, Ariz. / Putnam Science Academy
5	Jamaine Mann	Fr.	G	6-6	195	New York, N.Y. / Dutchtown (Ga.) HS
10	Tyrone Simos-Primerano	Fr.	G	6-7	190	Melbourne, Australia / Cheltenham Secondary College
11	Mick Lynott	R-Fr.	G	6-2	190	Miami, Fla. / St. Thomas More (Conn.) School
14	Kareem Reid	So.	F	6-9	205	Queens, N.Y. / Putnam Science Academy
21	Kennedy Kincaid	Jr.	G	5-10	170	Marion, N.C. / Moravian Prep
23	Anthony Selden	R-Fr.	G	6-6	220	Boston, Mass. / Tifton School
24	Ludovic Duféal	Jr.	F	6-8	200	Saint-Joseph, Martinique / Moravian Prep
25	Sammy Itodo	R-Fr.	C	6-8	210	Kaduna, Nigeria / Hamilton Heights Christian Acad.
32	Christian Alexander	Jr.	F	6-8	240	Sherborne Dorest, U.K. / The Gryphon School (Bay College)
35	Toler Reiff	Fr.	G	6-0	180	Hobe Sound, Fla. / Jupiter Christian School



2019-20 STATISTICS (returners in ALL CAPS)

NAME	GP-GS	MIN	FG-FGA	PCT	3P-3PA	PCT	FT-FTA	PCT	OFF	DEF	REB	AVG	PF-FO	AST	TO	BLK	STL	PTS	PPG
Jose Perez	22-21	771	102-300	.340	26-104	.250	104-140	.743	29	113	142	6.5	37-0	93	57	6	21	334	15.2
Eric Jamison Jr.	32-30	1115	182-375	.485	20-57	.351	80-116	.690	36	157	193	6.0	52-0	38	75	1	21	464	14.5
Nate Johnson	30-29	966	130-293	.444	74-180	.411	71-84	.845	32	109	141	4.7	69-3	36	50	13	51	405	13.5
JAHEAM CORNWALL	32-31	982	142-321	.442	87-196	.444	49-68	.721	17	108	125	3.9	57-0	105	57	2	25	420	13.1
KAREEM REID	32-1	501	84-131	.641	1-2	.500	26-58	.448	53	53	106	3.3	85-1	9	27	47	16	195	6.1
LUDOVIC DUFEAL	32-32	735	69-121	.570	9-27	.333	40-67	.597	67	99	166	5.2	78-2	20	38	71	21	187	5.8
Justin Jenkins	32-2	472	38-111	.342	19-76	.250	32-50	.640	14	38	52	1.6	39-0	13	21	4	7	127	4.0
Christian Turner	32-14	783	38-92	.413	4-23	.174	35-46	.761	4	58	62	1.9	70-1	118	39	1	29	115	3.6
LANCE TERRY	15-0	158	18-49	.367	13-38	.342	4-7	.571	0	22	22	1.5	21-0	5	13	3	7	53	3.5
Gabe Bryant	18-0	75	6-11	.545	0-0	.000	3-4	.750	9	12	21	1.2	11-1	0	6	2	2	15	0.8
KENNEDY KINCAID	4-0	7	1-2	.500	1-1	1.000	0-0	.000	0	0	0	0.0	0-0	0	0	0	0	3	0.8
Erick Valdez	1-0	2	0-0	.000	0-0	.000	0-0	.000	0	0	0	0.0	0-0	0	0	0	0	0	0.0
Delis Boggs	6-0	9	0-3	.000	0-2	.000	0-0	.000	0	0	0	0.0	1-0	1	1	0	1	0	0.0
TEAM									46	48	94	2.9			15				
GARDNER-WEBB	32	6575	810-1809	.448	254-706	.360	444-640	.694	307	817	1124	35.1	520-8	438	399	150	201	2318	72.4
OPPONENTS	32	6275	797-1890	.422	266-799	.333	412-579	.712	343	794	1137	35.5	539-11	446	401	88	191	2272	71.0

HEAD COACH

TIM CRAFT

8th season at Gardner-Webb
127-106 (.545)

HOMETOWN:

Tallahassee, Fla.

ALMA MATER (YEAR):

Florida (2000)

COACHING CAREER:

GARDNER-WEBB - Head Coach	2013-present
East Carolina - Assistant Coach	2010-13
Auburn - Assistant Coach	2008-10
Auburn - Director of Basketball Operations	2007-08
GARDNER-WEBB - Assistant Coach	2004-07
Pensacola JC - Assistant Coach	2002-04
Robert F. Monroe School - Varsity Boy's Basketball Coach	2001-02
Robert F. Monroe School - Asst. Varsity, Head JV Coach	2000-01

COACHING & CAREER HIGHLIGHTS

- Named head coach on July 22, 2013
- Led Gardner-Webb to the program's first-ever NCAA Division I Tournament appearance in 2019, and recorded the largest lead of the tourney over eventual National Champion Virginia (14 points in the First Round)
- Fourth coach in Big South history to win at least 15 games in first four seasons
- 10th coach in league annals to reach 50 overall wins in his third season in the conference
- Led Gardner-Webb to CBI in 2014-15, the school's second postseason bid in its Division I history
- Has directed Runnin' Bulldogs to wins over Clemson, Purdue, Nebraska, Georgia Tech and Wake Forest during his tenure
- Finalist for the 2020 **SKIP PROSSER** Man of the Year Award, which is presented annually to recognize those who not only achieve success on the court but who also display moral integrity off it as well
- Finalist for the 2014 **JOE B. HALL** Award, which is presented annually to the top first-year coach in college basketball by Collegeinsider.com
- Spent six years as an assistant to **JEFF LEBOWITZ** at East Carolina and Auburn, and combined to win 109 games with three postseason appearances in that span
- Helped ECU to its best season in school history in 2012-13, as the Pirates won a school-record 23 games and capped the run with the Collegeinsider.com Postseason Tournament (CIT) championship
- Part of an East Carolina coaching staff that won 56 games in three seasons, helping oversee a complete turnaround of a program that had not won 15 games in a season since 1996-97
- ECU posted 18 wins in Craft's first season, the program's first above .500 in 14 years
- Helped Auburn average nearly 18 wins a year, including 24 in 2008-09 with a second-place finish in the SEC and quarterfinals run in the NIT
- Part of GWU coaching staff that pulled off memorable upsets of East Carolina (2004, 2005), Minnesota (2005) and Kentucky (2007)
- Helped Gardner-Webb win the Atlantic Sun regular-season championship as an assistant coach in 2004-05
- His development efforts included two-time Atlantic Sun Defensive Player of the Year **TIM JENNINGS**
- At Pensacola Junior College, coached **JOEL ANTHONY** (San Antonio Spurs) and another 11 who signed Division I scholarships
- PJC went 20-10 in 2003-04 and was ranked as high as No. 13 nationally
- High school teammate of two-time World Series champion **DAVID ROSS**

TIM CRAFT'S HEAD COACHING RECORD

YEAR	SCHOOL	OVERALL	BIG SOUTH
2013-14	Gardner-Webb	18-15	10-6
2014-15	Gardner-Webb	20-15	10-8
2015-16	Gardner-Webb	17-16	10-8
2016-17	Gardner-Webb	19-14	11-7
2017-18	Gardner-Webb	14-18	9-9
2018-19	Gardner-Webb	23-12	10-6
2019-20	Gardner-Webb	16-16	11-7
CAREER TOTALS		127-106	71-51



KEEP AN EYE ON...

#1 JAHEAM CORNWALL SR • G • 6-0 • 175

NOTES: Honorable mention All-Big South in 2019-20 ... Averaged 15.3 points, shot 56.3% from 3-pt range during final eight games of season (7-1 record) ... Led league in 3FG% and made threes ... League Player of the Week once ... Ranked 5th in league in AST/TO Ratio (2.2) ... Career-high 102 assists ... Averaged 3.8 assists in league games ... Career-high 24 points and eight threes vs. High Point ... Perfect from floor for 19 points in win at Radford ... Top-10 nationally in 3PT%.



2019-20 RESULTS (16-16, 11-7 Big South)

Nov. 5	FURMAN	L, 63-70
Nov. 9	at Western Carolina	L, 59-71
Nov. 15	at #6 North Carolina	L, 61-77
Nov. 19	at Wichita State %	L, 52-74
Nov. 22	at South Carolina %	L, 69-74
Nov. 26	vs. UT-Martin %	W, 81-64
Nov. 27	vs Northern Colorado %	W, 67-62
Dec. 3	COKER	W, 73-59
Dec. 7	at Wofford	L, 77-81
Dec. 13	at Kennesaw State	L, 61-85
Dec. 15	at Virginia Tech	L, 46-73
Dec. 19	BOB JONES	W, 94-70
Jan. 2	at Campbell *	W, 67-65
Jan. 4	PRESBYTERIAN *	L, 62-68
Jan. 8	RADFORD *	L, 64-67
Jan. 11	at Winthrop *	(3OT) L, 95-99
Jan. 18	USC UPSTATE *	W, 83-67
Jan. 20	HAMPTON *	W, 81-67
Jan. 23	at High Point *	(OT) W, 79-76
Jan. 25	CHARLESTON SOUTHERN *	(2OT) L, 83-92
Jan. 30	at UNC Asheville *	W, 70-56
Feb. 1	LONGWOOD *	(OT) L, 81-84
Feb. 6	at Presbyterian *	L, 61-65
Feb. 8	at USC Upstate *	W, 88-57
Feb. 10	HIGH POINT *	W, 86-55
Feb. 13	WINTHROP *	W, 74-70
Feb. 20	at Hampton *	L, 77-87
Feb. 22	CAMPBELL *	W, 73-61
Feb. 27	at Charleston Southern *	W, 83-74
Feb. 29	at Radford *	W, 70-62
March 5	vs. (6) UNC Asheville #	W, 72-62
March 6	vs. (2) Winthrop #	L, 66-78

* - Big South Conference game
- Big South Tournament game

% - Cancun Challenge
HOME GAMES IN BOLD CAPS



2020-21 GARDNER-WEBB WOMEN'S BASKETBALL

UNIVERSITY QUICK FACTS

Location: Boiling Springs, N.C.
 Founded: 1905
 Enrollment: 3,535
 Nickname: Runnin' Bulldogs
 School Colors: Scarlet, White & Black
 President: William Downs
 Athletics Director: Chuck Burch
 Senior Woman Administrator: Pam Scruggs
 Faculty Athletics Rep: Chris Davis
 Athletic Dept. Phone: 704-406-4340

WOMEN'S BASKETBALL QUICK FACTS

Head Coach: Alex Simmons (3rd season)
 Alma Mater: Tennessee, 2008
 Career Record: 34-26 (2 years)
 School Record: 34-26 (2 years)
 Big South Record: 23-15 (.605)
 Big South Tournament Record: 0-1 (.000)
 Assistant Coaches:
 Garner Small Olivet College, 2013
 Chynna Turner Wichita State, 2013
 Danielle Bell Richmond, 2010
 Dir. of Basketball Operations: Bailey Small
 Athletic Trainer: Manny Castro
 Basketball Office Phone: 704-406-4348
 Starters Returning/Lost: 3/2
 Letterwinners Returning/Lost: 7/4
 Newcomers: 5
 Arena (capacity): Paul Porter Arena (3,500)

2019-20 REVIEW

Overall Record: 18-11
 Big South Record (Finish): 13-7 (5th)
 Big South Tournament: Q'finals (DNP - COVID-19)
 Postseason: none

WOMEN'S BASKETBALL HISTORY

First year of Basketball: 1975-76
 Overall Record: 558-663 (.457)
 NCAA Tournament Appearances: 1 (2011)
 NCAA Record: 0-1
 WNIT Appearances: 1 (2010)
 WNIT Record: 0-1
 Last postseason opponent: Miami (Fla.),
 2011 NCAA Tournament First Round (L, 62-80)

Big South Regular-Season Record: 111-107 (.509)
 Big South Regular-Season Championships: 1
 2010
 Big South Tournament Record: 12-8 (.600)
 Big South Tournament Championships: 1
 2011

MEDIA RELATIONS INFORMATION

Women's Basketball Contact: Ryan Bridges
 Email: rbridgel@gardner-webb.edu
 Phone: 704-406-3523
 Cell: 704-472-7072
 Press Row: 704-406-4475
 Athletic Website: gwusports.com
 Twitter: @GWUsports

2020-21 SCHEDULE

DATE	OPPONENT	TIME
Nov. 25	ELON	4:00pm
Dec. 1	at Auburn	7:00pm
Dec. 4	at Richmond	5:00pm
Dec. 6	at Virginia Tech	2:00pm
Dec. 16	at Presbyterian *	6:00pm
Dec. 17	at Presbyterian *	5:00pm
Dec. 20	at Vanderbilt	2:00pm
Dec. 30	HAMPTON *	4:00pm
Dec. 31	HAMPTON *	2:00pm
Jan. 4	at Charleston Southern *	7:00pm
Jan. 5	at Charleston Southern *	7:00pm
Jan. 14	RADFORD *	TBA
Jan. 15	RADFORD *	TBA
Jan. 22	USC UPSTATE *	TBA
Jan. 23	USC UPSTATE *	TBA
Jan. 29	at Campbell *	TBA
Jan. 30	at Campbell *	TBA
Feb. 5	WINTHROP *	TBA
Feb. 6	WINTHROP *	TBA
Feb. 12	at High Point *	6:00pm
Feb. 13	at High Point *	4:00pm
Feb. 19	LONGWOOD *	TBA
Feb. 20	LONGWOOD *	TBA
Feb. 26	at UNC Asheville *	5:00pm
Feb. 27	at UNC Asheville *	4:00pm
March 9-14	at Big South Championship	TBA

* - Big South Conference game

HOME GAMES IN ALL CAPS

Dates, times and sites subject to change. All times EST

2020-21 NUMERICAL ROSTER

NO.	NAME	YR	POS	HT	HOMETOWN / HIGH SCHOOL (PREVIOUS)
0	Micahla Funderburk	Fr.	G/F	5-9	Charlotte, N.C. / Butler
1	Ki'Ari Cain	So.	G	5-6	Sumter, S.C. / Sumter
2	Lauren Bevis	So.	G	5-5	High Point, N.C. / Homeschool
5	Cierra Bell	Fr.	G	5-10	Hampton, Va. / Hampton
11	Grace Knutsen	So.	F	6-0	Alpharetta, Ga. / Alpharetta
12	Jhessyka Williams	Jr.	G/F	5-10	Augusta, Ga. / Laney HS
13	Laura Kozo	So.	C	6-3	Ontario, Canada / J. Addison School
22	Nia Lee	Sr.	G/F	5-11	Lawrenceville, Ga. / Collins Hill
24	Lyrissa Deans	R-Jr.	C	6-3	Waldorf, Md. / Bishop Ireton HS (Charlotte)
30	Alasia Smith	Fr.	G/F	5-10	Johnson City, Tenn. / Science Hill HS
31	Emily Gillis	Fr.	G	5-11	Levittown, N.Y. / Division Avenue
33	Emma Capps	Fr.	F/C	6-1	Crossville, Tenn. / Stone Memorial
34	Alexis Hueston	Sr.	F	5-11	Roanoke, Va. / Northside
42	Gabrielle Caponegro	R-Sr.	F	6-0	Allenwood, N.J. / St. John Vianney (LIU Brooklyn)



2019-20 STATISTICS (returners in ALL CAPS)

NAME	GP-GS	MIN	FG-FGA	PCT	3P-3PA	PCT	FT-FTA	PCT	OFF	DEF	REB	AVG	PF-FO	AST	TO	BLK	STL	PTS	PPG
Carley Plentovich	29-27	932	134-333	.402	63-170	.371	76-85	.894	12	119	131	4.5	66-1	75	48	11	49	407	14.0
Savannah Plentovich	29-26	885	108-297	.364	56-157	.357	62-76	.816	38	98	136	4.7	61-0	101	64	4	59	334	11.5
JHESSYKA WILLIAMS	29-20	695	106-305	.348	18-92	.196	67-104	.644	54	120	174	6.0	69-0	53	93	12	67	297	10.2
LAUREN BEVIS	29-6	403	56-165	.339	29-78	.372	59-72	.819	16	22	38	1.3	36-0	17	36	1	7	200	6.9
GABRIELLE CAPONEGRO	29-21	769	85-213	.399	3-17	.176	24-42	.571	55	90	145	5.0	63-1	13	51	30	39	197	6.8
ALEXIS HUESTON	29-20	577	70-220	.318	10-36	.278	43-55	.782	49	60	109	3.8	68-0	16	52	22	25	193	6.7
KI'ARI CAIN	29-6	513	37-113	.327	18-51	.353	44-64	.688	13	25	38	1.3	40-0	57	33	2	21	136	4.7
Morgan Pointer	29-4	362	22-62	.355	14-39	.359	14-18	.778	24	38	62	2.1	47-2	11	24	5	15	72	2.5
LAURA KOZO	20-4	109	8-29	.276	0-1	.000	3-4	.750	11	12	23	1.2	21-0	2	7	6	3	19	1.0
Mikayla Dyson	12-0	41	4-16	.250	2-12	.167	0-0	.000	1	3	4	0.3	2-0	0	1	1	1	10	0.8
NIA LEE	29-10	426	7-26	.269	0-1	.000	7-14	.500	27	41	68	2.3	72-3	6	25	2	15	21	0.7
Corinna Wiegand	14-1	51	2-6	.333	0-0	.000	2-6	.333	5	11	16	1.1	8-0	1	8	3	2	6	0.4
GRACE KNUTSEN	9-0	37	1-10	.100	1-8	.125	0-0	.000	2	3	5	0.6	7-0	0	5	0	0	3	0.3
TEAM									65	55	120	4.1			21				
GARDNER-WEBB	29	5800	640-1795	.357	214-662	.323	401-540	.743	372	697	1069	36.9	560-7	352	468	99	303	1895	65.3
OPPONENTS	29	5800	649-1598	.406	128-477	.268	381-555	.686	327	843	1170	40.3	543-11	396	631	102	209	1807	62.3

HEAD COACH

ALEX SIMMONS

3rd season at Gardner-Webb
34-26 (.567)

HOMETOWN:

Shelbyville, Tenn.

ALMA MATER (YEAR):

Tennessee (2008)

COACHING CAREER:

GARDNER-WEBB – Head Coach 2018-present
Ole Miss – Assistant Coach 2013-18
Middle Tennessee State – Assistant Coach 2010-13
Kansas – Graduate Assistant 2009-10

COACHING & CAREER HIGHLIGHTS

- Named head coach on April 24, 2018
- Led GWU to its most Big South wins in 2019-20 (13) since 2015-16 (13)
- Gardner-Webb has won 10+ Big South games in consecutive seasons for the first time since 2009-11
- First career head coaching victory was a 60-58 win at Florida on Nov. 6, 2018
- Runnin' Bulldogs led the Big South in turnover margin (+6.87) and offensive rebounds (14.4) in 2018-19, and was second in steals per game with 11.8
- As Director of Recruiting at Ole Miss, reeled in three consecutive Top 20 classes
- Also mentored a pair of All-SEC performers during her time with the Rebels
- Helped the Blue Raiders to three NCAA Tournament appearances during her time on the bench at Middle Tennessee State
- Worked with the MTSU post players and produced an honorable mention All-America selection and – in 2011-2012 – saw the Blue Raiders grab the most rebounds since 1983.
- Played collegiately at Tennessee under basketball Hall of Famer **PAT SUMMITT** and helped the Lady Vols win a pair of National Championships (2007, 2008)
- Member of three Final Four squads (2005, 2007-2008) and another Elite Eight team (2006),
- Served as a team captain and the Lady Vols' representative on the Student-Athlete Advisory Committee (SAAC).
- High School All-American at Shelbyville (Tenn.) High School, one of the nation's most storied prep programs
- Named Tennessee's Miss Basketball in 2004, and played in both the WBCA and McDonald's All-America Games following her senior season

ALEX SIMMONS' HEAD COACHING RECORD

YEAR	SCHOOL	OVERALL	BIG SOUTH
2018-19	Gardner-Webb	16-15	10-8
2019-20	Gardner-Webb	18-11	13-7
CAREER TOTALS		34-26	23-15



KEEP AN EYE ON...

#12 JHESSYKA WILLIAMS JR • G/F • 5-10

NOTES: Played in all 29 games last season, with 20 starts ... Averaged 10.2 points, 6.0 rebounds, 1.8 assists, and 2.3 steals per game ... Had 13 games with 10 or more points ... Had 10 or more rebounds on three occasions, including a 17-point, 10-rebound outing at USC Upstate (2/29) ... Ranked 3rd in the Big South with 2.3 steals per game and 14th in rebounds with 6.0 per game ... Led GWU in rebounds and steals ... Posted a 34.8 field goal percentage.



2019-20 RESULTS (18-11, 13-7 Big South)

Nov. 5	at Charlotte	L, 49-74
Nov. 14	WOFFORD	W, 67-53
Nov. 22	at Appalachian State	W, 67-56
Nov. 27	WESTERN CAROLINA	W, 88-62
Nov. 30	FURMAN	L, 67-72
Dec. 8	at Virginia Tech	L, 65-87
Dec. 15	DELAWARE	W, 67-65
Dec. 20	at Mercer	W, 65-62
Dec. 22	at Georgia	L, 58-84
Dec. 28	at Longwood *	L, 70-80
Dec. 31	at Charleston Southern *	W, 79-52
Jan. 4	at Hampton *	L, 58-63
Jan. 6	WINTHROP *	W, 71-59
Jan. 9	at Campbell *	L, 44-48
Jan. 14	PRESBYTERIAN *	L, 53-56
Jan. 18	USC UPSTATE *	W, 63-53
Jan. 21	at UNC Asheville *	W, 65-59
Jan. 25	RADFORD *	L, 73-84
Jan. 28	HIGH POINT *	W, 70-57
Feb. 1	CHARLESTON SOUTHERN *	W, 67-45
Feb. 4	at Radford *	L, 51-65
Feb. 8	HAMPTON *	W, 70-59
Feb. 11	LONGWOOD *	W, 73-70
Feb. 15	at High Point *	W, 62-46
Feb. 18	at Presbyterian *	L, 49-64
Feb. 22	at Winthrop *	W, 54-49
Feb. 25	UNC ASHEVILLE *	W, 85-55
Feb. 29	at USC Upstate *	W, 70-59
March 7	CAMPBELL *	W, 77-69
March 12	vs. (4) Hampton #	canceled

* – Big South Conference game
– Big South Tournament game

% – Cancun Challenge
HOME GAMES IN BOLD CAPS



2020-21 HAMPTON MEN'S BASKETBALL

UNIVERSITY QUICK FACTS

Location: Hampton, Va.
 Founded: 1868
 Enrollment: 4,768
 Nickname: Pirates
 School Colors: Reflex Blue and White
 President: Dr. William R. Harvey
 Athletics Director: Eugene Marshall
 Senior Woman Administrator: Paula Jackson
 Faculty Athletics Rep: Novelle Dickenson
 Athletic Dept. Phone: 757-727-5641

MEN'S BASKETBALL QUICK FACTS

Head Coach: Edward Joyner Jr. (12th season)
 Alma Mater: Johnson C. Smith (1995)
 Career Record: 186-176 (11 years)
 School Record: 186-176 (11 years)
 Big South Record: 17-17 (.500)
 Big South Tournament Record: 3-2 (.600)
 Associate Head Coach:
 Darryl Sharp Bloomsburg, 1990
 Assistant Coaches:
 Matthew Hamilton Appalachian State, 2014
 Keith Coutreyer Columbia Union, 1992
 Dir. of Basketball Operations: Jalen Sanders
 Athletic Trainer: Ashley Harper
 Basketball Office Phone: 757-728-6818
 Starters Returning/Lost: 1/4
 Letterwinners Returning/Lost: 9/5
 Newcomers: 7
 Arena (capacity): HU Convocation Center (7,200)

2019-20 REVIEW

Overall Record: 15-19
 Big South Record (Finish): 8-10 (T-5th)
 Big South Tournament: Runner-Up
 Postseason: none

MEN'S BASKETBALL HISTORY

First year of Division I Basketball: 1995-96
 Overall Division I Record: 406-370 (.523)
 NCAA Tournament Appearances: 6
 (2001-02-06-11-15-16)
 NCAA Tournament Record: 2-6
 NIT Appearances / Record: 1 (2018) / 0-1
 CBI Appearances / Record: 2 (2014-17) / 0-2
 CIT Appearances / Record: 1 (2019) / 3-1
 Last postseason opponent: Marshall,
 2019 CIT Semifinals (L, 78-80)

Big South Regular-Season Record: 17-17 (.500)
 Big South Regular-Season Championships: none
 Big South Tournament Record: 3-2 (.600)
 Big South Tournament Championships: none

MEDIA RELATIONS INFORMATION

Men's Basketball Contact: Jim Heath
 Email: james.heath@hamptonu.edu
 Phone: 757-727-5757
 Cell: 757-503-8107
 Press Row: 757-728-6842
 Athletic Website: hamptonpirates.com
 Twitter: @HUathletics1868

2020-21 SCHEDULE

DATE	OPPONENT	TIME
Dec. 1	at George Washington	TBA
Dec. 3	at William & Mary	7:00pm
Dec. 7	at Norfolk State	7:00pm
Dec. 10	REGENT	6:00pm
Dec. 13	at VMI	1:00pm
Dec. 15	WILLIAM & MARY	6:00pm
Dec. 18	at Howard	TBA
Dec. 21	at Charleston Southern *	7:00pm
Dec. 22	at Charleston Southern *	6:00pm
Dec. 30	GARDNER-WEBB *	2:00pm
Dec. 31	GARDNER-WEBB *	12:00pm
Jan. 4	at Radford *	6:00pm
Jan. 5	at Radford *	6:00pm
Jan. 9	UNC ASHEVILLE *	3:00pm
Jan. 10	UNC ASHEVILLE *	1:00pm
Jan. 14	at USC Upstate *	TBA
Jan. 15	at USC Upstate *	TBA
Jan. 19	CAMPBELL *	6:00pm
Jan. 20	CAMPBELL *	4:00pm
Jan. 24	at Winthrop *	3:00pm
Jan. 25	at Winthrop *	6:00pm
Jan. 29	HIGH POINT *	6:00pm
Jan. 30	HIGH POINT *	4:00pm
Feb. 4	at Longwood *	TBA
Feb. 5	at Longwood *	TBA
Feb. 11	PRESBYTERIAN *	6:00pm
Feb. 12	PRESBYTERIAN *	4:00pm
March 2-7	at Big South Championship	TBA

2020-21 NUMERICAL ROSTER

NO.	NAME	YR	POS	HT	WT	HOMETOWN / HIGH SCHOOL (PREVIOUS)
0	Marquis Godwin	Jr.	G	6-5	190	Hampton, Va. / Hampton (Old Dominion)
1	Russell Dean	So.	G	6-5	200	Columbia, S.C. / York Prep
3	Davion Warren	Sr.	G	6-6	210	Buffalo, N.Y. / Bishop Timon St. Jude (Olney Central JC)
4	Ray Bethea	Jr.	G	6-6	195	Atlantic City, N.J. / Atlantic City (Howard)
5	Dajour Dickens	Jr.	F	7-0	215	Hampton, Va. / Bethel (Old Dominion)
11	Amir Nesbitt	Fr.	G	6-1	180	Newport News, Va. / Miller School
12	Chris Shelton	So.	G	6-4	190	Louisa, Va. / Louisa County
13	Edward Oliver-Hampton	Sr.	F	6-7	225	Baltimore, Md. / National Christian (Colby JC)
15	Saheem Anthony	Sr.	G/F	6-7	200	Brooklyn, N.Y. / Northwest College JC
20	Tyler Chatman	Fr.	G	6-3	180	Suffolk, Va. / King's Fork
22	Elijah Seward	Fr.	G	6-0	190	Richmond, Va. / John Marshall
23	Daniel Banister	So.	G/F	6-5	190	Chesapeake, Va. / Cape Henry Collegiate HS
25	Bryce Earle	So.	G	6-0	160	Columbia, S.C. / Cardinal Newman
32	Najee Thomas	Jr.	F/C	6-10	205	Fayetteville, N.C. / (Seventy-First) Brunswick CC

* - Big South Conference game
 HOME GAMES IN ALL CAPS
 Dates, times and sites subject to change. All times EST



2019-20 STATISTICS (returners in ALL CAPS)

NAME	GP-GS	MIN	FG-FGA	PCT	3P-3PA	PCT	FT-FTA	PCT	OFF	DEF	REB	AVG	PF-FO	AST	TO	BLK	STL	PTS	PPG
Jermaine Marrow	28-28	1058	221-543	.407	59-201	.294	192-252	.762	21	69	90	3.2	86-2	183	85	2	34	693	24.8
Ben Stanley	34-33	1192	295-514	.574	15-45	.333	144-224	.643	77	167	244	7.2	83-4	24	64	50	14	749	22.0
DAVION WARREN	34-26	938	120-246	.488	30-81	.370	77-114	.675	60	151	211	6.2	101-4	53	65	20	25	347	10.2
Greg Heckstall	30-29	996	89-230	.387	42-115	.365	57-73	.781	18	153	171	5.7	71-2	70	52	9	22	277	9.2
ED OLIVER-HAMPTON	32-19	553	55-147	.374	11-39	.282	31-44	.705	38	80	118	3.7	59-1	17	28	3	22	152	4.8
Dondre Griffin	33-16	726	48-132	.364	26-81	.321	28-37	.757	12	52	64	1.9	89-3	64	37	4	22	150	4.5
Amir Smith	14-1	169	19-30	.633	0-0	.000	13-18	.722	22	36	58	4.1	31-0	2	13	15	6	51	3.6
CHRIS SHELTON	21-0	172	19-51	.373	14-38	.368	1-2	.500	8	13	21	1.0	17-1	8	3	3	4	53	2.5
SAHEEM ANTHONY	11-3	90	9-24	.375	9-24	.375	0-0	.000	0	12	12	1.1	3-0	2	3	0	0	27	2.5
RUSSELL DEAN	33-11	608	28-52	.538	1-2	.500	20-32	.625	28	62	90	2.7	62-1	66	26	8	12	77	2.3
RJ FORBES	3-0	11	2-4	.500	0-0	.000	2-2	1.000	1	1	2	0.7	2-0	0	1	0	0	6	2.0
DANIEL BANISTER	21-0	176	10-30	.333	6-14	.429	5-13	.385	9	20	29	1.4	22-0	4	4	6	6	31	1.5
Pierre Sow	20-4	150	8-18	.444	0-0	.000	4-10	.400	16	13	29	1.5	23-0	4	6	8	4	20	1.0
TOURE BANKS	2-0	3	1-11	.000	0-0	.000	0-0	.000	0	0	0	0.0	0-0	0	0	0	0	2	1.0
BRYCE EARLE	3-0	8	0-3	.000	0-1	.000	0-0	.000	1	0	1	0.3	1-0	0	1	0	0	0	0.0
TEAM									48	60	108	3.2				9			
HAMPTON	34	6850	924-2025	.456	213-641	.332	574-821	.699	359	889	1248	36.7	650-18	497	397	128	171	2635	77.5
OPPONENTS	34	6850	934-2090	.447	281-805	.349	544-784	.694	391	881	1272	37.4	688-20	503	386	101	188	2693	79.2

HEAD COACH

EDWARD JOYNER JR.

12th season at Hampton
186-176 (.514)

HOMETOWN:

Winston-Salem, N.C.

ALMA MATER (YEAR):

Johnson C. Smith (1995)

COACHING CAREER:

HAMPTON - Head Coach 2009-present

HAMPTON - Assistant Coach 2006-09

Johnson C. Smith - Women's Assistant Coach 2002-06

Johnson C. Smith - Men's Assistant Coach 1996-01

COACHING & CAREER HIGHLIGHTS

- Named head coach on April 7, 2009
- Winningest coach in Hampton Division I history.
- Guided Hampton to Big South Championship Game in 2020, the Pirates second year in the conference
- Led Pirates to Semifinals of Collegeinsider.com Tournament in 2019
- Hampton as finished as the Big South's second-leading offense both years in the league (81.3 in 2019; 77.5 in 2020)
- Seven postseason appearances in his 11 years at the helm of the Pirates (NCAA - 2011-15-16; CBI - 2014-17; NIT - 2018; CIT - 2019)
- Three MEAC Tournament Championships and NCAA Tournament berths (2011, 2015, 2016)
- Three-time MEAC Tournament Most Outstanding Coach (2011, 2015, 2016)
- Two MEAC regular season championships (2015-16, 2017-18)
- Three-time **BEN JOBE** Award Finalist (2011-16-18)
- 2015 HBCU Digest Male Coach of the Year.
- Guided the Pirates to their second-ever NCAA Division I Tournament win in 2015, a 74-64 victory over Manhattan
- 2010-11 BoxToRow HBCU Coach of the Year
- His teams have consistently been over 960 in APR rankings throughout his tenure
- Helped Johnson C. Smith reach the men's NCAA Division II Tournament seven times, including an Elite Eight appearance in 2001
- Spent five seasons as an assistant with the Johnson C. Smith women, reaching three CIAA title games and making one NCAA Division II Tournament
- Four-year letterwinner at Johnson C. Smith, helped guide the Golden Bulls to three division titles, two trips to the CIAA Championship game and three appearances in the NCAA Division II Tournament.
- Named Defensive Player of the Year twice at JCSU, and finished career among the program's Top 10 assist leaders
- Son of the late **EDWARD JOYNER SR.**, former head basketball coach at St. Paul's College, and the nephew of **STEVE JOYNER**, the head basketball coach and athletic director at Johnson C. Smith

EDWARD JOYNER JR.'S HEAD COACHING RECORD

YEAR	SCHOOL	OVERALL	CONFERENCE
2009-10	Hampton	14-18	8-8
2010-11	Hampton	24-9	11-5
2011-12	Hampton	12-21	6-10
2012-13	Hampton	14-17	11-5
2013-14	Hampton	18-13	13-3
2014-15	Hampton	17-18	8-8
2015-16	Hampton	21-11	13-3
2016-17	Hampton	14-17	11-5
2017-18	Hampton	19-16	12-4
2018-19	Hampton	18-17	9-7
2019-20	Hampton	15-19	8-10
BIG SOUTH TOTAL		33-36	17-17
CAREER TOTAL		186-176	110-68



KEEP AN EYE ON...

#3 DAVION WARREN SR • G • 6-6 • 210

NOTES: Played in 34 games and started 26 in his first season ... Averaged 10.2 points, 6.2 rebounds per game ... Recorded five double-doubles ... Scored season high 20 points in home win over Charleston Southern on January 4 ... Hauled in season-high 15 rebounds to go with 12 points at USC Upstate on January 8



2019-20 RESULTS (15-19, 8-10 Big South)

Nov. 6	MID-ATLANTIC CHRISTIAN	W, 112-52
Nov. 12	NEWPORT NEWS APPRENTICE	W, 95-63
Nov. 15	at William & Mary	L, 65-78
Nov. 21	REGENT *	W, 93-50
Nov. 23	at Illinois %	L, 71-120
Nov. 26	at San Francisco %	L, 73-89
Nov. 29	at Cal State-Bakersfield %	L, 57-70
Dec. 3	RICHMOND	L, 63-80
Dec. 5	HOWARD	(OT) L, 91-94
Dec. 7	NORFOLK STATE	W, 64-53
Dec. 18	at Southern Illinois	L, 53-75
Dec. 21	at Kent State	L, 64-103
Dec. 28	SAINT PETER'S	W, 70-67
Jan. 4	CHARLESTON SOUTHERN *	W, 92-85
Jan. 8	at USC Upstate *	L, 73-83
Jan. 11	LONGWOOD *	W, 83-80
Jan. 16	WINTHROP *	L, 95-116
Jan. 18	at UNC Asheville *	W, 88-86
Jan. 20	at Gardner-Webb *	L, 67-81
Jan. 23	CAMPBELL *	W, 83-74
Jan. 25	at Radford *	L, 79-83
Feb. 1	PRESBYTERIAN *	(OT) W, 87-81
Feb. 6	at High Point *	L, 85-88
Feb. 8	at Charleston Southern *	L, 72-85
Feb. 10	UNC ASHEVILLE *	W, 80-70
Feb. 13	at Campbell *	L, 49-75
Feb. 15	at Longwood *	L, 68-76
Feb. 20	GARDNER-WEBB *	W, 87-77
Feb. 22	at Winthrop *	W, 87-81
Feb. 27	RADFORD *	L, 78-81
Feb. 29	USC UPSTATE *	L, 79-90
March 5	vs. (4) Longwood #	W, 78-53
March 6	at (1) Radford #	W, 86-78
March 8	at (2) Winthrop #	L, 68-76

* - Big South Conference game
- Big South Tournament game

% - O'ahu Classic
HOME GAMES IN BOLD CAPS



2020-21 HAMPTON WOMEN'S BASKETBALL

UNIVERSITY QUICK FACTS

Location: Hampton, Va.
 Founded: 1868
 Enrollment: 4,768
 Nickname: Pirates
 School Colors: Reflex Blue and White
 President: Dr. William R. Harvey
 Athletics Director: Eugene Marshall
 Senior Woman Administrator: Paula Jackson
 Faculty Athletics Rep: Novelle Dickenson
 Athletic Dept. Phone: 757-727-5641

WOMEN'S BASKETBALL QUICK FACTS

Head Coach: David Six (12th season)
 Alma Mater: Hampton (2009)
 Career Record: 232-117 (11 years)
 School Record: 232-117 (11 years)
 Big South Record: 26-12 (.684)
 Big South Tournament Record: 0-1 (.000)
 Assistant Coaches:
 Jermaine Brown ... South Carolina State, 2007
 Kenia Cole Hampton, 2015
 E. Todd Moore Edward Waters, 2005
 Athletic Trainer: Dantonio Garrison
 Basketball Office Phone: 757-728-6818
 Starters Returning/Lost: 2/3
 Letterwinners Returning/Lost: 5/5
 Newcomers: 9
 Arena (capacity): HU Convocation Center (7,200)

2019-20 REVIEW

Overall Record: 18-11
 Big South Record (Finish): 14-6 (T-3rd)
 Big South Tournament: Q'finals (DNP - COVID-19)
 Postseason: none

WOMEN'S BASKETBALL HISTORY

First year of Division I Basketball: 1995-96
 Overall Division I Record: 449-312 (.590)
 NCAA Tournament Appearances: 9
 (2000-03-04-10-11-12-13-14-17)
 NCAA Tournament Record: 0-9
 WNIT Appearances / Record: 1 (2015) / 1-1
 Last postseason opponent: Duke,
 2017 NCAA Tournament First Round (L, 31-94)

Big South Regular-Season Record: ... 26-12 (.684)
 Big South Regular-Season Championships: none
 Big South Tournament Record: 0-1 (.000)
 Big South Tournament Championships: none

MEDIA RELATIONS INFORMATION

Women's Basketball Contact: Jim Heath
 Email: james.heath@hamptonu.edu
 Phone: 757-727-5757
 Cell: 757-503-8107
 Press Row: 757-728-6842
 Athletic Website: hamptonpirates.com
 Twitter: @HUathletics1868

2020-21 SCHEDULE

DATE	OPPONENT	TIME
Dec. 9	at Liberty	7:00pm
Dec. 15	at Norfolk State	TBA
Dec. 18	at Rutgers	TBA
Dec. 21	CHARLESTON SOUTHERN *	4:00pm
Dec. 22	CHARLESTON SOUTHERN *	2:00pm
Dec. 30	at Gardner-Webb *	4:00pm
Dec. 31	at Gardner-Webb *	2:00pm
Jan. 4	RADFORD *	6:00pm
Jan. 5	RADFORD *	4:00pm
Jan. 9	at UNC Asheville *	2:00pm
Jan. 10	at UNC Asheville *	2:00pm
Jan. 15	USC UPSTATE *	5:00pm
Jan. 16	USC UPSTATE *	3:00pm
Jan. 22	WINTHROP *	5:00pm
Jan. 23	WINTHROP *	3:00pm
Jan. 29	at High Point *	6:00pm
Jan. 30	at High Point *	4:00pm
Feb. 5	LONGWOOD *	5:00pm
Feb. 6	LONGWOOD *	3:00pm
Feb. 12	at Presbyterian *	6:00pm
Feb. 13	at Presbyterian *	4:00pm
Feb. 26	at Campbell *	TBA
Feb. 27	at Campbell *	TBA
March 9-14	at Big South Championship	TBA

* - Big South Conference game
 HOME GAMES IN ALL CAPS
 Dates, times and sites subject to change. All times EST

2020-21 NUMERICAL ROSTER

NO.	NAME	YR	POS	HT	HOMETOWN / HIGH SCHOOL (PREVIOUS)
0	Alexis Wooden	R-Sr.	F	6-1	Binghamton, N.Y. / Binghamton (Mount St. Mary's)
1	Laryn VanArsdale	Jr.	G	5-3	Powder Springs, Ga. / Hillgrove
2	Nas Nigatu	R-Jr.	F/C	6-1	Arlington, Va. / Washington Lee (Wagner)
3	Victoria Mason	Fr.	G	5-8	Chandler, Ariz. / Chandler
4	Jermaine Mapp	Fr.	G/F	6-0	Chester, S.C. / Legion Collegiate
5	Tia Montagne	R-Jr.	G/F	5-9	Jackson, N.J. / Red Bank Catholic (LIU-Brooklyn)
10	Victoria Davis	Fr.	G	5-4	Gilbert, Ariz. / Hamilton
11	Shawn Mills	Jr.	F	5-9	Sterling, Va. / Bishop O'Connell (Hofstra)
12	Alyssa Sweeney	Jr.	G	5-6	Bristow, Va. / Stonewall Jackson
13	Heaven Accimeus	Fr.	G	5-9	Brooklyn, N.Y. / Lawrenceville
15	Alayna Townsell	R-Fr.	F	6-0	Overland Park, Kan. / St. Thomas Aquinas
20	Nylah Young	So.	F	5-11	Suffolk, Va. / King's Fork
21	Carmen Jackson	Jr.	G	5-5	Chicago, Ill. / Marian Catholic
33	Dlayla Chakolis	So.	G	5-9	Minneapolis, Minn. / Hopkins



2019-20 STATISTICS (returners in ALL CAPS)

NAME	GP-GS	MIN	FG-FGA	PCT	3P-3PA	PCT	FT-FTA	PCT	OFF	DEF	REB	AVG	PF-FO	AST	TO	BLK	STL	PTS	PPG
LAREN VANARSDALE	29-29	1085	146-360	.406	30-108	.278	120-154	.779	22	55	77	2.7	76-1	100	105	1	56	442	15.2
Ashley Bates	29-29	997	130-310	.419	31-79	.392	99-141	.702	40	122	162	5.6	76-3	70	74	13	100	390	13.4
NYLAH YOUNG	29-27	860	137-366	.374	21-58	.362	74-105	.705	81	125	206	7.1	103-7	16	50	22	42	369	12.7
MaKayla Timmons	29-29	1036	122-334	.365	56-165	.339	48-76	.632	10	96	106	3.7	80-4	126	97	13	63	348	12.0
Charlisa Jenkins	11-9	248	34-65	.523	0-0	.000	8-13	.615	29	48	77	7.0	36-3	0	17	6	9	76	6.9
DLAYLA CHAKOLIS	28-4	673	45-116	.388	2-15	.133	23-39	.590	52	79	131	4.7	70-2	29	39	3	24	115	4.1
Alexsis Johnson	25-11	318	21-56	.375	0-0	.000	7-11	.636	22	44	66	2.6	33-0	3	10	6	2	49	2.0
CARMEN JACKSON	26-5	341	13-51	.255	9-30	.300	8-10	.800	11	18	29	1.1	18-0	9	12	0	9	43	1.7
ALYSSA SWEENEY	20-0	147	9-36	.250	9-31	.290	2-2	1.000	4	6	10	0.5	10-0	4	6	0	0	29	1.5
Mercy Amechi	14-2	82	1-7	.143	0-0	.000	4-4	1.000	9	11	20	1.4	20-1	0	6	1	6	6	0.4
Mahaley Holit	2-0	13	0-2	.000	0-0	.000	0-0	.000	0	0	0	0.0	0-0	0	0	0	2	0	0.0
TEAM									57	62	119	4.1			17				
HAMPTON	29	5800	658-1703	.386	158-486	.325	393-555	.708	337	666	1003	34.6	522-21	357	433	65	313	1867	64.4
OPPONENTS	29	5800	646-1602	.403	165-602	.274	362-523	.692	363	777	1140	39.3	511-6	405	578	115	157	1819	62.7

HEAD COACH

DAVID SIX

12th season at Hampton
232-117 (.665)

HOMETOWN:

Brooklyn, N.Y.

ALMA MATER (YEAR):

Hampton (2009)

COLLEGIATE COACHING CAREER:

HAMPTON – Head Coach 2009-present

COACHING & CAREER HIGHLIGHTS

- Named head coach on April 7, 2009
- 2019 USBWA **PAT SUMMITT** Most Courageous Award recipient for his recovery from a stroke suffered in the summer of 2018
- Winningest coach in program history, and has six 20-win seasons in 11 years on the bench
- Has scored 11 wins against Power 5 schools leading the Lady Pirates, including a victory over Alabama in 2019-20
- Hampton boasts the second-best winning percentage (.665) among the Commonwealth of Virginia's 13 Division I schools over the past 11 years under Six, behind only James Madison
- Three-time MEAC Coach of the Year (2010-11, 2012-13, 2013-14)
- Six overall MEAC Tournament championships and NCAA Tournament appearances, including five-straight from 2010-14 as well as 2017
- Five straight MEAC regular-season titles (2010-11 to 2014-15)
- One WNIT appearance (2015), which featured the program's first win in a Division I postseason tournament
- Hampton was a No. 12 seed in the 2014 NCAA Tournament (best for a MEAC school in the 64-team format)
- Hampton was a No. 13 seed in the 2011 NCAA Tournament.
- Six-time MEAC Tournament Most Outstanding Coach (2010-14, 2017).
- Has coached six conference Defensive Players of the Year, four conference Players of the Year, two conference Rookie/Freshmen of the Year, and 26 All-Conference honorees during his time at Hampton
- Established himself as one of Virginia's top high school coaches, embarking on a career that saw him win 331 games over 14 seasons and take home two state championships (2001, 2007)
- Was a two-time Virginia High School Coaches Association (VHSCA) Coach of the Year, and in 2007 -- after leading Hampton (Va.) High School to the girls state title -- he was named Associated Press Coach of the Year
- In addition to his two state titles, Six won one regional title, made 10 regional appearances, made five state Final Four appearances, won nine district titles, and won nine district tournament titles
- Served in the U.S. Air Force for seven years, and was stationed at Langley Air Force base in Hampton, Va.



KEEP AN EYE ON...

#1 LAREN VanARSDALE JR • G • 5-3

NOTES: Two-time All-Conference ... 2019-20 BOXTOROW All-American ... Averaged 15.2 points and 3.4 assists per contest ... Named BOXTOROW National Player of the Week for the week ending Feb. 16 ... Had seven 20+ points games and seven games of six or more assists ... Scored a season high of 31 points against Longwood ... Finished first in scoring, and was second in assists on the team, while first in minutes played (38.3 mpg), fifth in scoring (15.7 ppg) and sixth in assists (3.7 apg) in the Big South.



2019-20 RESULTS (18-11, 14-6 Big South)

Nov.	6	at Alabama	W,	64-61
Nov.	9	at Chattanooga	W,	84-55
Nov.	14	FLORIDA ATLANTIC	L,	63-64
Nov.	18	at Furman	L,	65-70
Dec.	7	NORFOLK STATE	L,	56-77
Dec.	14	LIBERTY	L,	59-83
Dec.	19	vs. Mount St. Mary's %	W,	68-60
Dec.	20	at Old Dominion %	L,	38-75
Dec.	21	vs. Richmond %	W,	69-65
Dec.	28	at Winthrop *	L,	66-72
Dec.	31	UNC ASHEVILLE *	W,	68-59
Jan.	4	GARDNER-WEBB *	W,	63-58
Jan.	6	at Presbyterian *	W,	71-42
Jan.	9	RADFORD *	W,	51-48
Jan.	11	CAMPBELL *	L,	31-68
Jan.	14	USC UPSTATE *	W,	60-40
Jan.	18	at Charleston Southern *	W,	64-59
Jan.	25	HIGH POINT *	L,	77-81
Jan.	28	LONGWOOD *	W,	72-55
Feb.	1	at UNC Asheville *	W,	76-66
Feb.	4	at High Point *	L,	59-74
Feb.	8	at Gardner-Webb *	L,	59-70
Feb.	11	WINTHROP *	W,	62-48
Feb.	15	at Longwood *	W,	90-76
Feb.	18	at USC Upstate *	W,	86-73
Feb.	22	PRESBYTERIAN *	W,	67-53
Feb.	29	CHARLESTON SOUTHERN *	W,	66-57
March	4	at Campbell *	W,	49-40
March	7	at Radford *	L,	63-70
March	12	vs. (5) Gardner-Webb #	canceled	

* - Big South Conference game
- Big South Tournament game

% - Anne Donovan Classic
HOME GAMES IN BOLD CAPS

DAVID SIX'S COLLEGIATE HEAD COACHING RECORD

YEAR	SCHOOL	OVERALL	CONFERENCE
2009-10	Hampton	20-12	12-4
2010-11	Hampton	25-7	15-1
2011-12	Hampton	26-5	15-1
2012-13	Hampton	28-6	16-0
2013-14	Hampton	28-5	16-0
2014-15	Hampton	19-13	14-2
2015-16	Hampton	14-17	11-5
2016-17	Hampton	20-13	11-5
2017-18	Hampton	18-14	12-4
2018-19	Hampton	16-14	12-6
2019-20	Hampton	18-11	14-6
BIG SOUTH TOTAL		34-25	26-12
CAREER TOTAL		232-117	148-34



2020-21 HIGH POINT MEN'S BASKETBALL

UNIVERSITY QUICK FACTS

Location: High Point, N.C.
 Founded: 1924
 Enrollment: 5,617
 Nickname: Panthers
 School Colors: Purple & White
 President: Dr. Nido Qubein
 Athletics Director: Dan Hauser
 Senior Woman Administrator: April Wines
 Faculty Athletics Rep: Greg Hundt
 Athletic Dept. Phone: 336-841-9281
 Ticket Office Phone: 336-841-9276

MEN'S BASKETBALL QUICK FACTS

Head Coach: Tubby Smith (3rd season)
 Alma Mater: High Point, 1973
 Career Record: 622-340 (29 years)
 School Record: 25-38 (2 years)
 Big South Record: 15-19 (.441)
 Big South Tournament Record: 0-2 (.000)
 Associate Head Coach:
 G.G. Smith Georgia, 1999
 Assistant Coaches:
 Eric Gabriel West Liberty, 2004
 Keith Gatlin Maryland, 1988
 Dir. of Basketball Operations: Scott Lombardi
 Athletic Trainer: Josh Geruso
 Basketball Office Phone: 336-841-9329
 Starters Returning/Lost: 4/1
 Letterwinners Returning/Lost: 7/3
 Newcomers: 5
 Arena (capacity): Millis Center (1,750)

2019-20 REVIEW

Overall Record: 9-23
 Big South Record (Finish): 6-12 (T-10th)
 Big South Tournament: First Round
 Postseason: none

MEN'S BASKETBALL HISTORY

First year of Basketball: 1927-28
 Overall Record: 1425-1095 (.565)
 NCAA Tournament Appearances: none
 NIT Appearances: 2 (2014-16)
 NIT Record: 0-2
 CIT Appearances: 2 (2013-15)
 CIT Record: 1-2
 Last postseason opponent: South Carolina,
 2016 NIT First Round (L,66-88)

Big South Regular-Season Record: 172-170 (.503)
 Big South Regular-Season Championships: 4
 2013-14-15-16
 Big South Tournament Record: 11-19 (.367)
 Big South Tournament Championships: none

MEDIA RELATIONS INFORMATION

Men's Basketball Contact: Kevin McMahon
 Email: kmcmaho@highpoint.edu
 Phone: 336-841-4640
 Cell: 336-848-5315
 Press Row: 336-888-6313
 Athletic Website: highpointpanthers.com
 Twitter: @HPUMBB

2020-21 SCHEDULE

DATE	OPPONENT	TIME
Nov. 25	at Davidson	7:00pm
Nov. 28	at Elon	4:00pm
Dec. 5	NORTH FLORIDA	6:00pm
Dec. 11	at UNC Asheville *	5:00pm
Dec. 12	at UNC Asheville *	3:00pm
Dec. 15	COKER (EXH.)	6:00pm
Dec. 19	at William & Mary	TBA
Dec. 22	at Eastern Kentucky	7:00pm
Dec. 30	USC UPSTATE *	6:00pm
Dec. 31	USC UPSTATE *	6:00pm
Jan. 4	at Campbell *	TBA
Jan. 5	at Campbell *	TBA
Jan. 9	WINTHROP *	2:00pm
Jan. 10	WINTHROP *	2:00pm
Jan. 19	at Longwood *	TBA
Jan. 20	at Longwood *	TBA
Jan. 24	PRESBYTERIAN *	2:00pm
Jan. 25	PRESBYTERIAN *	6:00pm
Jan. 29	at Hampton *	6:00pm
Jan. 30	at Hampton *	4:00pm
Feb. 4	CHARLESTON SOUTHERN *	6:00pm
Feb. 5	CHARLESTON SOUTHERN *	6:00pm
Feb. 11	at Gardner-Webb *	TBA
Feb. 12	at Gardner-Webb *	TBA
Feb. 18	RADFORD *	6:00pm
Feb. 19	RADFORD *	6:00pm
March 2-7	at Big South Championship	TBA

2020-21 NUMERICAL ROSTER

NO.	NAME	YR	POS	HT	WT	HOMETOWN / HIGH SCHOOL (PREVIOUS)
1	John-Michael Wright	So.	G	6-1	183	Fayetteville, N.C. / Fayetteville Academy
2	Denny Slay II	Sr.	G	5-11	193	Woodbridge, Va. / St. Stephen's & St. Agnes
3	Ahmil Flowers	Fr.	G	6-3	180	Greensboro, N.C. / Grimsley
5	Alex Holt	Fr.	F	6-8	250	Lexington, N.C. / Lexington
10	Emmanuel Izunabor	So.	F/C	6-9	210	Fayetteville, N.C. / Fayetteville Academy
11	Bryant Randleman	So.	G	6-4	185	Durham, N.C. / Durham Academy
12	Bryson Childress	Fr.	G	5-8	139	Albemarle, N.C. / Hargrave Military Academy
14	Jaden House	Fr.	G	6-3	191	Richmond, Va. / Middleburg Academy
20	Eric Coleman Jr.	So.	F	6-8	207	Buford, Ga. / Buford
22	Rob Peterson III	Jr.	F	6-4	187	Charlotte, N.C. / Hargrave Military Academy
25	Lydell Elmore	Gr.	F	6-9	189	Branchville, S.C. / Branchville (Livingstone College)
35	Caden Sanchez	R-Jr.	F	6-8	236	Columbus, Ohio / St. Francis DeSales
55	Zack Austin	Fr.	F	6-4	205	Greensboro, N.C. / Moravian Prep

* - Big South Conference game

HOME GAMES IN ALL CAPS

Dates, times and sites subject to change. All times EST



2019-20 STATISTICS (returners in ALL CAPS)

NAME	GP-GS	MIN	FG-FGA	PCT	3P-3PA	PCT	FT-FTA	PCT	OFF	DEF	REB	AVG	PF-FO	AST	TO	BLK	STL	PTS	PPG
JOHN-MICHAEL WRIGHT	32-32	1039	153-392	.390	60-181	.331	88-116	.759	45	124	169	5.3	72-1	73	51	11	34	454	14.2
Curtis Holland III	15-15	421	61-149	.409	25-64	.391	44-55	.800	10	24	34	2.3	33-1	23	26	8	12	191	12.7
ERIC COLEMAN JR.	31-31	736	80-224	.357	33-97	.340	76-106	.717	27	84	111	3.6	99-4	29	68	10	18	269	8.7
Jamal Wright	32-3	626	87-209	.416	40-110	.364	54-68	.794	28	47	75	2.3	63-0	47	39	0	20	268	8.4
CADEN SANCHEZ	32-31	716	95-176	.540	2-9	.222	31-55	.564	74	64	138	4.3	44-0	35	46	32	15	223	7.0
DENNY SLAY	31-2	581	52-149	.349	27-75	.360	45-57	.789	10	51	61	2.0	37-0	60	34	0	16	176	5.7
Cliff Thomas Jr.	27-2	390	57-107	.533	0-2	.000	36-59	.610	40	49	89	3.3	46-0	10	41	23	10	150	5.6
ROB PETERSON III	31-15	823	52-152	.342	8-52	.154	59-94	.628	44	122	166	5.4	60-2	45	54	3	13	171	5.5
BRYANT RANDLEMAN	32-29	683	43-107	.402	2-15	.133	29-47	.617	10	73	83	2.6	64-2	59	40	7	21	117	3.7
EMMANUEL ZUNABOR	32-0	335	25-66	.379	0-0	.000	26-41	.634	44	58	102	3.2	59-0	5	25	19	5	76	2.4
JOHN-MICHAEL HUGHES	12-0	54	4-14	.286	1-11	.091	1-1	1.000	0	4	4	0.3	9-0	5	2	1	0	10	0.8
RYAN AYERS	7-0	12	1-4	.250	0-2	.000	0-0	.000	1	4	5	0.7	1-0	0	1	0	0	2	0.3
BRENDAN QUINLAN HUERTAS	6-0	12	1-11	.000	0-0	.000	0-0	.000	0	1	1	0.2	0-0	0	0	0	0	2	0.3
CAMERON BILLUPS	8-0	13	0-1	.000	0-1	.000	1-2	.500	0	0	0	0.0	3-0	0	1	0	0	1	0.1
OTHELLO SMITH	1-0	9	0-0	.000	0-0	.000	0-0	.000	0	1	1	1.0	0-0	0	1	0	0	0	0.0
TEAM									32	44	76	2.4			36				
HIGH POINT	32	6450	711-1751	.406	198-619	.320	490-701	.699	365	750	1115	34.8	590-10	391	465	114	164	2110	65.9
OPPONENTS	32	6450	822-1779	.462	320-823	.389	432-635	.680	295	763	1058	33.1	608-12	498	397	114	222	2396	74.9

HEAD COACH

TUBBY SMITH

3rd season at High Point
25-38 (.397)

HOMETOWN:

Scotland, Md.

ALMA MATER (YEAR):

High Point (1973)

COLLEGIATE COACHING CAREER:

HIGH POINT - Head Coach	2018-present
Memphis - Head Coach	2016-18
Texas Tech - Head Coach	2013-16
Minnesota - Head Coach	2007-13
Kentucky - Head Coach	1997-07
Georgia - Head Coach	1995-97
Tulsa - Head Coach	1991-95
Kentucky - Assistant Coach	1989-91
South Carolina - Assistant Coach	1986-89
VCU - Assistant Coach	1979-86



COACHING & CAREER HIGHLIGHTS

- Named High Point's 12th head basketball coach on March 27, 2018
- Begins his 30th season as a head coach in 2020-21, and owns a career record of 622-340 (.647)
- Won 1998 NCAA Championship with Kentucky
- National Coach of the Year in 2003 (AP, Naismith, NABC, Henry Iba Award, Basketball Times); 2005 (Jim Phelan Award) and 2016 (Sporting News)
- 6-time conference Coach of the Year: Missouri Valley (1994-95), SEC (1998-03-05) and Big 12 (2016)
- Recipient of the 2016 **JOHN R. WOODEN** Legends of Coaching Award
- One of just two head coaches to guide five different programs to the NCAA Division I Tournament (Tulsa, Georgia, Kentucky, Minnesota, Texas Tech).
- Has made 20 postseason appearances as a head coach, including nine Sweet Sixteen and four Elite Eight trips
- Has won seven conference regular-season titles (five SEC, two MVC)
- Won five SEC Tournament crowns (1998-99-01-03-04)
- Mentored 18 student-athletes who have gone on to play in the NBA, including 13 NBA draft picks
- Assistant on **RUDY TOMJANOVICH's** Team USA staff that won Gold in the 2000 Sydney Games
- Started his coaching career in 1973 at his high school alma mater -- Great Mills (Md.) High School before moving to Hoke County High School in Raeford, N.C.
- All-Conference guard at High Point College, was inducted into HPU's Athletics Hall of Fame in 2016
- Also a member of UK's Athletic Hall of Fame (2013 inductee)

TUBBY SMITH'S HEAD COACHING RECORD

YEAR	SCHOOL	OVERALL	BIG SOUTH
1991-92	Tulsa	17-13	
1992-93	Tulsa	15-14	
1993-94	Tulsa	23-8	
1994-95	Tulsa	24-8	
1995-96	Georgia	21-10	
1996-97	Georgia	24-9	
1997-98	Kentucky	35-4	
1998-99	Kentucky	28-9	
1999-00	Kentucky	23-10	
2000-01	Kentucky	24-10	
2001-02	Kentucky	22-10	
2002-03	Kentucky	32-4	
2003-04	Kentucky	27-5	
2004-05	Kentucky	28-6	
2005-06	Kentucky	22-13	
2006-07	Kentucky	22-12	
2007-08	Minnesota	20-14	
2008-09	Minnesota	22-11	
2009-10	Minnesota	21-14	
2010-11	Minnesota	17-14	
2011-12	Minnesota	23-15	
2012-13	Minnesota	21-13	
2013-14	Texas Tech	14-18	
2014-15	Texas Tech	13-19	
2015-16	Texas Tech	19-13	
2016-17	Memphis	19-13	
2017-18	Memphis	21-13	
2018-19	High Point	16-15	9-7
2019-20	High Point	9-23	6-12
HIGH POINT TOTAL		25-38	15-19
CAREER TOTAL		622-340	

KEEP AN EYE ON...

#1 JOHN-MICHAEL WRIGHT SOPH • G • 6-1 • 183

NOTES: Led High Point with 14.2 points per game and was second on the team in rebounds, averaging 5.3 a game ... Started all of HPU's 32 contests with a team-high 32.5 minutes per game, leading the team in scoring 15 times ... Named Big South Freshman of the Week four times, the most amongst any player last season ... Voted to the Big South All-Freshman Team and was Honorable Mention All-Conference in 2019-20 ... Selected to the NABC Player Development Coalition Roster.



2019-20 RESULTS (9-23, 6-12 Big South)

Nov. 5	WILLIAM & MARY	L, 56-70
Nov. 9	at Wofford	L, 61-89
Nov. 13	at Boston College %	L, 33-59
Nov. 18	at Belmont %	L, 51-90
Nov. 20	at Saint Louis %	L, 55-67
Nov. 23	EASTERN WASHINGTON %	L, 61-66
Nov. 26	GREENSBORO COLLEGE	W, 90-73
Dec. 2	at North Florida	L, 70-93
Dec. 5	ELON	(OT) W, 70-66
Dec. 14	at Florida Atlantic	L, 64-81
Dec. 18	VALPARAISO	L, 72-87
Dec. 21	BELMONT ABBEY	W, 92-66
Dec. 30	at Texas	L, 58-89
Jan. 4	at Radford *	L, 62-73
Jan. 8	WINTHROP *	L, 57-79
Jan. 11	at Presbyterian *	L, 62-77
Jan. 16	at UNC Asheville *	W, 68-66
Jan. 18	CHARLESTON SOUTHERN *	L, 60-79
Jan. 20	at USC Upstate *	W, 70-62
Jan. 23	GARDNER-WEBB *	(OT) L, 76-79
Jan. 25	LONGWOOD *	L, 62-72
Jan. 30	at Campbell *	W, 62-57
Feb. 6	HAMPTON *	W, 88-85
Feb. 8	RADFORD *	L, 70-81
Feb. 10	at Gardner-Webb *	L, 55-86
Feb. 13	at Charleston Southern *	L, 63-66
Feb. 15	USC UPSTATE *	W, 62-54
Feb. 20	PRESBYTERIAN *	W, 82-70
Feb. 22	at Longwood *	L, 54-57
Feb. 27	UNC ASHEVILLE *	L, 76-80
Feb. 29	at Winthrop *	L, 76-84
March 3	at (7) USC Upstate #	L, 59-69

* - Big South Conference game
- Big South Tournament game

% - Gotham Classic
HOME GAMES IN BOLD CAPS



2020-21 HIGH POINT WOMEN'S BASKETBALL

UNIVERSITY QUICK FACTS

Location: _____ High Point, N.C.
 Founded: _____ 1924
 Enrollment: _____ 5,617
 Nickname: _____ Panthers
 School Colors: _____ Purple & White
 President: _____ Dr. Nido Qubein
 Athletics Director: _____ Dan Hauser
 Senior Woman Administrator: _____ April Wines
 Faculty Athletics Rep: _____ Greg Hundt
 Athletic Dept. Phone: _____ 336-841-9281
 Ticket Office Phone: _____ 336-841-9276

WOMEN'S BASKETBALL QUICK FACTS

Head Coach: _____ Chelsea Banbury (2nd season)
 Alma Mater: _____ Florida Gulf Coast, 2007
 Career Record: _____ 16-13 (1 year)
 School Record: _____ 16-13 (1 year)
 Big South Record: _____ 14-6 (.700)
 Big South Tournament Record: _____ 0-0
 Assistant Coaches:
 Jodi Kest _____ Slippery Rock, 1984
 Jaime Gluesing _____ Florida Gulf Coast, 2016
 Brittany Brown _____ Florida Gulf Coast, 2010
 Dir. of Basketball Ops: _____ Jessica Cattani
 Athletic Trainer: _____ Shelbie Hackett
 Basketball Office Phone: _____ 336-841-4661
 Starters Returning/Lost: _____ 4/1
 Letterwinners Returning/Lost: _____ 9/2
 Newcomers: _____ 4
 Arena (capacity): _____ Millis Center (1,750)

2019-20 REVIEW

Overall Record: _____ 16-13
 Big South Record (Finish): _____ 14-6 (T-3rd)
 Big South Tournament: Q'finals (DNP - COVID-19)
 Postseason: _____ none

WOMEN'S BASKETBALL HISTORY

First year of Basketball: _____ 1967-68
 Overall Record: _____ 810-618 (.567)
 NCAA Tournament Appearances: _____ none
 WNIT Appearances: _____ 4 (2007-12-14-19)
 WNIT Record: _____ 0-4
 Last postseason opponent: _____ Ohio,
 _____ 2019 WNIT First Round (L, 74-81)

Big South Regular-Season Record: 215-127 (.629)
 Big South Regular-Season Championships: _____ 2
 _____ 2007, 2014
 Big South Tournament Record: _____ 18-20 (.474)
 Big South Tournament Championships: _____ none

MEDIA RELATIONS INFORMATION

Women's Basketball Contact: _____ Joe Templin
 Email: _____ jtemplin@highpoint.edu
 Phone: _____ 336-841-4638
 Cell: _____ 336-862-3505
 Press Row: _____ 336-888-6313
 Athletic Website: _____ highpointpanthers.com
 Twitter: _____ @HPUWBB

2020-21 SCHEDULE

DATE	OPPONENT	TIME
Nov. 29	at North Carolina	1:00pm
Dec. 2	WOFFORD	6:00pm
Dec. 7	N.C. CENTRAL	6:00pm
Dec. 9	N.C. WESLEYAN	6:00pm
Dec. 16	LIBERTY	6:00pm
Dec. 19	UNC ASHEVILLE *	2:00pm
Dec. 20	UNC ASHEVILLE *	2:00pm
Dec. 30	at USC Upstate *	2:00pm
Dec. 31	at USC Upstate *	2:00pm
Jan. 4	CAMPBELL *	6:00pm
Jan. 5	CAMPBELL *	6:00pm
Jan. 9	at Winthrop *	3:00pm
Jan. 10	at Winthrop *	1:00pm
Jan. 22	at Presbyterian *	6:00pm
Jan. 23	at Presbyterian *	4:00pm
Jan. 29	HAMPTON *	6:00pm
Jan. 30	HAMPTON *	4:00pm
Feb. 5	at Charleston Southern *	7:00pm
Feb. 6	at Charleston Southern *	5:00pm
Feb. 12	GARDNER-WEBB *	6:00pm
Feb. 13	GARDNER-WEBB *	4:00pm
Feb. 19	at Radford *	5:00pm
Feb. 20	at Radford *	3:00pm
Feb. 26	LONGWOOD *	6:00pm
Feb. 27	LONGWOOD *	4:00pm
March 9-14	at Big South Championship	TBA

* - Big South Conference game

HOME GAMES IN ALL CAPS

Dates, times and sites subject to change. All times EST

2020-21 NUMERICAL ROSTER

NO.	NAME	YR	POS	HT	HOMETOWN / HIGH SCHOOL (PREVIOUS)
0	Courtney Meadows	R-So.	G	5-4	Harrisburg, N.C. / Concord First Assembly (Georgetown)
1	Laimani Simmons	Fr.	G	5-9	Greenville, S.C. / Legacy Early College
4	Cydney Johnson	R-Fr.	G	5-11	Raleigh, N.C. / Heritage
5	Claire Wyatt	Fr.	G	6-1	Knoxville, Tenn. / Farragut
10	Callie Scheier	So.	G	5-2	Clemmons, N.C. / West Forsyth
11	Jordan Edwards	Jr.	G	5-7	Pittsburgh, Pa. / Gateway (Niagara)
12	Jenson Edwards	R-So.	G	5-8	Wilmington, N.C. / E.A. Laney
15	Amaria McNear	So.	C	6-3	Kernersville, N.C. / Westridge Academy
21	Skyler Curran	Jr.	G	6-0	Clemmons, N.C. / West Forsyth
22	Chyna McMichel	Sr.	G	6-0	Indianapolis, Ind. / Crispus Attucks Medical Magnet (Miami Dade)
23	Miya Bull	Gr.	F	5-11	Charlotte, N.C. / East Mecklenburg (Iowa Western CC)
25	Zaria Wright	R-Jr.	G	5-8	Concord, N.C. / Concord First Assembly (Toledo)
30	Teegan Pifher	Fr.	G	6-0	Powell, Ohio / Olentangy Liberty
33	Danielle Deoul	R-Jr.	F	6-2	Washingtonville, N.Y. / Immaculate Conception (George Mason)



2019-20 STATISTICS (returners in ALL CAPS)

NAME	GP-GS	MIN	FG-FGA	PCT	3P-3PA	PCT	FT-FTA	PCT	OFF	DEF	REB	AVG	PF-FO	AST	TO	BLK	STL	PTS	PPG
Camryn Brown	29-29	1024	162-379	.427	83-213	.390	85-112	.759	13	113	126	4.3	93-4	152	65	11	38	492	17.0
SKYLER CURRAN	29-29	932	172-411	.418	78-236	.331	68-87	.782	36	152	188	6.5	93-5	50	72	11	25	490	16.9
ZARIA WRIGHT	29-1	515	75-215	.349	40-131	.305	43-52	.827	7	62	69	2.4	49-1	31	46	4	16	233	8.0
JENSON EDWARDS	22-19	687	56-140	.400	20-62	.323	34-49	.694	19	96	115	5.2	35-0	68	33	3	19	166	7.5
MIYA BULL	7-7	200	21-47	.447	3-12	.250	5-15	.333	29	34	63	9.0	9-0	10	17	7	6	50	7.1
CALLIE SCHEIER	27-7	580	51-145	.352	40-114	.351	6-9	.667	9	32	41	1.5	34-0	27	11	1	19	148	5.5
CHYNA McMICHIEL	22-15	407	33-74	.446	5-21	.238	21-31	.677	24	43	67	3.0	42-1	15	20	17	15	92	4.2
COURTNEY MEADOWS	29-13	501	41-133	.308	3-28	.107	33-66	.500	5	25	30	1.0	53-0	49	59	1	9	118	4.1
DANIELLE DEOUL	27-17	351	40-99	.404	22-61	.361	3-9	.333	9	47	56	2.1	35-0	10	18	6	6	105	3.9
AMARIA MCNEAR	23-7	402	27-81	.333	8-34	.235	19-38	.500	34	68	102	4.4	90-9	7	28	38	15	81	3.5
Olivia VanSlooten	26-1	226	7-16	.438	3-5	.600	4-12	.333	11	19	30	1.2	30-0	4	14	3	2	21	0.8
TEAM									48	66	114	3.9			14				
HIGH POINT	29	5825	685-1740	.394	305-917	.333	321-480	.669	244	757	1001	34.5	563-20	423	397	102	170	1996	68.8
OPPONENTS	29	5825	697-1699	.410	130-395	.329	413-599	.689	312	856	1168	40.3	523-9	329	443	82	166	1937	66.8

HEAD COACH

CHELSEA BANBURY

2nd season at High Point
16-13 (.552)

HOMETOWN:

Fort Collins, Colo.

ALMA MATER (YEAR):

Florida Gulf Coast (2007)

COACHING CAREER:

HIGH POINT - Head Coach 2019-present

Florida Gulf Coast - Associate Head Coach 2014-19

Florida Gulf Coast - Assistant Coach 2009-14

COACHING & CAREER HIGHLIGHTS

- Named the 10th head coach in program history on May 31, 2019 (fifth at Division I level)
- High Point set Big South single-season record for most 3-pointers in her first season with 305 -- the first member with 300+
- Panthers led the conference in scoring (68.8), 3-point percentage (33.3), assists (14.6) and 3-pointers per game (10.5) in her first year at the helm
- Spent 11 years on the coaching staff at Florida Gulf Coast, her alma mater
- Helped FGCU to a 306-72 overall record during her time on the sidelines, including a 173-13 conference record
- The Eagles played in the NCAA Tournament or WNIT in all 11 seasons with Banbury on staff
- Florida Gulf Coast advanced to the NCAA Second Round in 2015 and 2018, and was the WNIT Runner-Up in 2016
- Part of FGCU leadership that won nine regular-season championships and six conference tournament crowns
- Eagles were ranked No. 21 in the final national Top 25 in 2014-15, as well as No. 25 to conclude the 2017-18 campaign
- Banbury's last three seasons at FGCU featured national rankings in 3FG made -- 3rd in 2016-17, 1st in 2017-18 and 4th in 2018-19
- Helped Eagles earn wins over No. 15 Missouri, No. 20 Kentucky and No. 21 DePaul during her coaching tenure
- Named the female recipient of the FGCU Eagle Scholar-Athlete Award in 2008, which honored the student-athlete with the highest GPA

CHELSEA BANBURY'S HEAD COACHING RECORD

YEAR	SCHOOL	OVERALL	BIG SOUTH
2019-20	High Point	16-13	14-6



KEEP AN EYE ON...

#21 SKYLER CURRAN JR • G • 6-0

NOTES: 2020-21 Preseason Player of the Year ... 2019-20 First Team All-Conference ... Recorded five double-doubles in 2019-20 ... Four-time Player of the Week ... One of four returning Big South players to score 30+ points in a game last season ... Averaged the second-most minutes and points for HPU in 2019-20 ... Third in Big South in scoring and 10th in rebounding, one of only two players to be in the top 10 in both categories ... Top 40 nationally in three-pointers made and threes per game.



2019-20 RESULTS (16-13, 14-6 Big South)

Nov. 5	at Duke	L, 57-93
Nov. 10	COLLEGE OF CHARLESTON	(OT) L, 70-79
Nov. 14	EAST TENNESSEE STATE	W, 80-62
Nov. 18	at American	L, 48-56
Nov. 20	at Norfolk State	L, 58-72
Nov. 24	at N.C. Central	W, 78-58
Dec. 2	DAVIDSON	L, 63-73
Dec. 15	at Butler	L, 52-74
Dec. 21	at UNC Greensboro	L, 70-82
Dec. 28	at Campbell *	L, 36-73
Dec. 31	at Winthrop *	L, 63-69
Jan. 4	USC UPSTATE *	W, 85-46
Jan. 6	RADFORD *	W, 68-58
Jan. 9	at UNC Asheville *	L, 60-76
Jan. 11	at Charleston Southern *	W, 84-70
Jan. 18	at Longwood *	W, 76-69
Jan. 21	PRESBYTERIAN *	W, 60-55
Jan. 25	at Hampton *	W, 81-77
Jan. 28	at Gardner-Webb *	L, 57-70
Feb. 1	WINTHROP *	W, 94-61
Feb. 4	HAMPTON *	W, 74-59
Feb. 8	at USC Upstate *	W, 81-45
Feb. 11	CAMPBELL *	L, 66-68
Feb. 15	GARDNER-WEBB *	L, 46-62
Feb. 22	at Radford *	W, 64-63
Feb. 25	at Presbyterian *	W, 79-71
Feb. 29	LONGWOOD *	W, 86-79
March 4	CHARLESTON SOUTHERN *	W, 71-55
March 7	UNC ASHEVILLE *	W, 89-62
March 12	vs. (6) UNC Asheville #	canceled

* - Big South Conference game

- Big South Tournament game

HOME GAMES IN BOLD CAPS



2020-21 LONGWOOD MEN'S BASKETBALL

UNIVERSITY QUICK FACTS

Location: Farmville, Va.
 Founded: 1839
 Enrollment: 5,864
 Nickname: Lancers
 School Colors: Blue & White
 President: W. Taylor Reveley IV
 Athletics Director: Michelle Meadows
 Senior Woman Administrator: Katie Pate
 Faculty Athletics Rep: Dr. Tim Coffey
 Athletic Dept. Phone: 434-395-2057

MEN'S BASKETBALL QUICK FACTS

Head Coach: Griff Aldrich (3rd season)
 Alma Mater: Hampden-Sydney, 1996
 Career Record: 30-36 (2 years)
 School Record: 30-36 (2 years)
 Big South Record: 14-20 (.412)
 Big South Tournament Record: 0-2 (.000)
 Assistant Coaches:
 Marty McGillan UNC Wilmington, 1990
 Austin Shaver Virginia, 2007
 Donovan Williams Park, 2008
 Dir. of Basketball Operations: Riley McGillan
 Athletic Trainer: Carly Fullerton
 Basketball Office Phone: 434-395-2838
 Starters Returning/Lost: 2/3
 Letterwinners Returning/Lost: 10/5
 Newcomers: 7
 Arena (capacity): Willett Hall (1,807)

2019-20 REVIEW

Overall Record: 14-18
 Big South Record (Finish): 9-9 (4th)
 Big South Tournament: Quarterfinals
 Postseason: none

MEN'S BASKETBALL HISTORY

First year of Basketball: 1976-77
 Overall Record: 559-701 (.444)
 First year of Full-Fledged Division I: 2007-08
 Record in Division I Era: 140-276 (.337)
 NCAA Tournament Appearances: none
 CBI Appearances: 1 (2019)
 CBI Record: 1-1
 Last postseason opponent: DePaul,
 2019 CBI Quarterfinals (L, 89-97)

Big South Regular-Season Record: 37-101 (.268)
 Big South Regular-Season Championships: none
 Big South Tournament Record: 5-8 (.385)
 Big South Tournament Championships: none

MEDIA RELATIONS INFORMATION

Men's Basketball Contact: Chris Cook
 Email: cookcc@longwood.edu
 Phone: 434-395-2718
 Cell: 434-808-5127
 Press Row: 434-395-2871
 Athletic Website: longwoodlancers.com
 Twitter: @LongwoodLancers

2020-21 SCHEDULE

DATE	OPPONENT	TIME
Nov. 25-27	at Mako Medical Wake Forest Classic	
Nov. 25	vs. <i>Alabama State</i>	<i>Canceled</i>
Nov. 26	vs. Delaware State	12:00pm
Nov. 27	at Wake Forest	7:00pm
Dec. 3	REGENT	6:00pm
Dec. 8	NORTH CAROLINA A&T	6:00pm
Dec. 14	at Radford *	6:00pm
Dec. 15	at Radford *	6:00pm
Dec. 19	THE CITADEL	TBA
Dec. 21	at Virginia Tech	8:00pm
Dec. 30	UNC ASHEVILLE *	TBA
Dec. 31	UNC ASHEVILLE *	TBA
Jan. 4	at USC Upstate *	TBA
Jan. 5	at USC Upstate *	TBA
Jan. 9	CAMPBELL *	TBA
Jan. 10	CAMPBELL *	TBA
Jan. 14	at Winthrop *	6:00pm
Jan. 15	at Winthrop *	6:00pm
Jan. 19	HIGH POINT *	TBA
Jan. 20	HIGH POINT *	TBA
Jan. 29	at Presbyterian *	6:00pm
Jan. 30	at Presbyterian *	4:00pm
Feb. 4	HAMPTON *	TBA
Feb. 5	HAMPTON *	TBA
Feb. 11	at Charleston Southern *	TBA
Feb. 12	at Charleston Southern *	TBA
Feb. 18	GARDNER-WEBB *	TBA
Feb. 19	GARDNER-WEBB *	TBA
March 2-7	at Big South Championship	TBA

2020-21 NUMERICAL ROSTER

NO.	NAME	YR	POS	HT	WT	HOMETOWN / HIGH SCHOOL (PREVIOUS)
0	Leslie Nkereuwem	So.	F	6-7	225	Lawrenceville, Ga. / Discovery
1	Christian Wilson	Jr.	F	6-6	195	Queens, N.Y. / Pomfret (South Plains CC)
2	Nate Lliteras	R-Fr.	G	6-7	210	Seward, Neb. / Seward
3	DeShaun Wade	Jr.	G	6-2	200	Virginia Beach, Va. / Miller School (East Carolina)
4	Zac Watson	Jr.	F	6-7	215	Plano, Texas / Liberty (UC Riverside)
5	Bennett Mohn	R-Fr.	F	6-6	185	Austin, Texas / Lake Travis
10	Ilija Stefanovic	Sr.	F	6-10	215	Novi Sad, Serbia / Basketball Club Vojvodina (Eastern Florida/Southeastern)
11	Justin Hill	Fr.	G	6-0	185	Houston, Texas / Fort Bend Travis
13	Heru Bligen	So.	G	6-3	180	Prince George's County, Md. / St. Andrew's Episcopal
14	Abraham Deng	So.	F	6-11	230	Juba, South Sudan / Valley Forge Military Academy
23	Jeremaine Drewey	Jr.	G	6-2	190	Houston, Texas / North Forest (Panola College)
24	Cameron O'Connor	R-Fr.	G	6-5	185	Roanoke, Va. / Northside (Massanutten Mil. Acad.)
30	C.J. Williams	R-Jr.	G	6-0	180	Chester, Va. / Thomas Dale (Frederick CC)
31	Dean Lockley	Fr.	G	6-2	185	Charlottesville, Va. / Tandem Friends School
34	Lorenz Boykin	Fr.	G	6-0	185	Richmond, Va. / Benedictine
35	Jesper Granlund	Fr.	F	6-6	210	Helsinki, Finland / Helsingin NMKY
55	Juan Munoz	R-Jr.	G	6-0	170	Morrisville, N.C. / Panther Creek

* - Big South Conference game
 HOME GAMES IN ALL CAPS
 Games listed in italics impacted by COVID-19
 Dates, times and sites subject to change. All times EST



2019-20 STATISTICS (returners in ALL CAPS)

NAME	GP-GS	MIN	FG-FGA	PCT	3P-3PA	PCT	FT-FTA	PCT	OFF	DEF	REB	AVG	PF-FO	AST	TO	BLK	STL	PTS	PPG
JUAN MUNOZ	29-15	778	96-238	.403	51-143	.357	70-89	.787	7	80	87	3.0	55-0	87	61	3	43	313	10.8
Shaboody Phillips	32-22	926	108-295	.366	48-144	.333	64-81	.790	11	111	122	3.8	67-0	99	83	1	22	328	10.3
JaShaun Smith	32-32	691	114-255	.447	47-120	.392	35-60	.583	20	78	98	3.1	60-0	17	57	23	15	310	9.7
Jaylon Wilson	32-26	635	86-220	.391	46-136	.338	39-46	.848	4	32	36	1.1	38-0	21	28	3	14	257	8.0
DeSHAUN WADE	32-21	753	70-200	.350	40-116	.345	48-63	.762	18	101	119	3.7	70-2	46	51	1	23	228	7.1
Jordan Cintron	31-29	753	63-138	.457	6-18	.333	60-83	.723	60	133	193	6.2	83-2	19	25	17	42	192	6.2
CHRISTIAN WILSON	32-0	590	69-195	.354	35-123	.285	24-44	.545	20	70	90	2.8	50-1	20	36	3	12	197	6.2
HERU BLIGEN	28-1	364	37-78	.474	4-13	.308	34-43	.791	12	37	49	1.8	32-0	17	23	1	15	112	4.0
LESLIE NKEREUWEM	32-0	500	48-82	.585	0-0	.000	21-50	.420	58	67	125	3.9	87-3	8	30	14	22	117	3.7
Seán Flood	28-2	302	22-56	.393	16-42	.381	7-11	.636	1	18	19	0.7	20-0	14	18	1	4	67	2.4
ABRAHAM DENG	13-12	184	5-21	.238	0-0	.000	9-17	.529	11	19	30	2.3	26-0	0	11	0	3	19	1.5
ILIJIA STEFANOVIC	8-0	22	2-21	.000	0-0	.000	4-5	.800	0	1	1	0.1	7-0	1	1	0	0	8	1.0
TEAM									50	82	132	4.1		1	13				
LONGWOOD	32	6500	720-1781	.404	293-856	.342	415-592	.701	272	829	1101	34.4	596-8	349	437	67	215	2148	67.1
OPPONENTS	32	6500	760-1765	.431	264-760	.347	411-605	.679	275	887	1162	36.3	583-13	437	453	107	194	2195	68.6

HEAD COACH GRIFF ALDRICH

3rd season at Longwood
30-36 (.455)

HOMETOWN:
Tidewater, Va.

ALMA MATER (YEAR):
Hampden-Sydney (1996)

COACHING CAREER:
LONGWOOD - Head Coach 2018-present
UMBC - Director of Recruiting & Program Development 2016-18
Hampden-Sydney - Assistant Coach 1999-00

COACHING & CAREER HIGHLIGHTS

- Named Longwood's ninth men's basketball coach on March 22, 2018
- Guided the Lancers to their best Big South record (9-9) and highest regular-season finish (4th) in 2019-20
- Directed Lancers to 16 wins in first season at the helm, the second-most victories in the program's Division I era
- Clinched the program's first-ever Division I postseason berth in 2019 with invitation to CBI, and reached Quarterfinals with 90-68 win over Southern Mississippi in postseason debut
- Finalist for 2019 **JOE B. HALL** Coach of the Year Award
- Member of UMBC coaching staff that went 46-24 in his two years and became the first No. 16 seed to defeat a No. 1 seed in the NCAA Tournament in 2018
- Involved in all aspects of the Retriever program from recruiting and scouting, to quality control and campus and community engagement
- Helped UMBC land AEC Defensive Player of the Year **K.J. MAURA** and AEC All-Rookie Team selections **DANIEL AIKEN** and **ARKEL LAMAR**
- Enjoyed a successful 16-year career in law and business from 2000-16, where he became a partner at Vinson & Elkins, a leading international law firm, working in Houston and London
- Private sector work also included establishing and building a private oil and gas company in Texas, and held the position of Managing Director & Chief Financial Officer in a national energy-focused private investment firm
- While at Vinson & Elkins, served as head coach at several elite-level AAU basketball programs for high school players
- Also founded the HIS Hoops program in Houston's Third Ward, one of the most impoverished areas of the city, where his work with students focused on faith, academics and basketball
- Has coached several players at AAU level who advanced to college and professional ranks, including L.A. Clippers forward **DeANDRE JORDAN**
- Began coaching career at Hampden-Sydney in 1999-00 under his former college coach **TONY SHAVER**
- Helped direct the Tigers to their best season in school history in 1999-00 with a perfect 24-0 record in the regular season, a No. 1 Division III national ranking, the Old Dominion Athletic Conference (ODAC) Championship and a trip to the second round of the NCAA Division III Tournament
- As a player at Hampden-Sydney, posted a 79-31 record and two NCAA Tournament appearances
- Served as team captain his senior year
- 1999 graduate of the University of Virginia School of Law

GRIFF ALDRICH'S HEAD COACHING RECORD


YEAR	SCHOOL	OVERALL	BIG SOUTH
2018-19	Longwood	16-18	5-11
2019-20	Longwood	14-18	9-9
CAREER TOTALS		30-36	14-20



KEEP AN EYE ON...

#55 JUAN MUNOZ
R-JR • G • 6-0 • 170

NOTES: Broke out as a red-shirt sophomore in 2019-20, finishing in the Big South's top 10 in assists, steals and assist-to-turnover ratio ... led Longwood in scoring and averaged 13.7 points per game in Big South play ... Scored in double figures in 13 of his final 17 games with two 20-point outbursts ... Led Longwood with 43 steals, 51 made three-pointers and 70 made free throws ... Had a steal in 16 consecutive games ... Hit at least one three-pointer in his final 18 games.



2019-20 RESULTS (14-18, 9-9 Big South)

Nov. 5	MARYMOUNT	W, 73-51
Nov. 8	at George Mason	L, 65-76
Nov. 12	MARYLAND-EASTERN SHORE	W, 85-55
Nov. 14	ST. FRANCIS-BROOKLYN	W, 86-77
Nov. 15	RANDOLPH COLLEGE	W, 78-53
Nov. 18	at Northern Illinois	L, 48-65
Nov. 26	at UC-Riverside	L, 58-71
Nov. 29	at Pacific	L, 51-69
Dec. 4	at North Carolina A&T	L, 41-52
Dec. 7	at Morgan State	L, 65-73
Dec. 15	at Stetson	W, 76-72
Dec. 19	THE CITADEL	(3OT) L, 99-102
Dec. 28	at George Washington	L, 65-78
Jan. 2	at Winthrop *	L, 67-91
Jan. 4	USC UPSTATE *	L, 56-73
Jan. 8	at Charleston Southern *	W, 74-56
Jan. 11	at Hampton *	L, 80-83
Jan. 16	PRESBYTERIAN *	L, 67-74
Jan. 18	at Campbell *	L, 58-68
Jan. 20	UNC ASHEVILLE *	L, 66-71
Jan. 25	at High Point *	W, 72-62
Jan. 30	RADFORD *	L, 55-67
Feb. 1	at Gardner-Webb *	(OT) W, 84-81
Feb. 6	CHARLESTON SOUTHERN *	W, 71-63
Feb. 8	WINTHROP *	L, 68-70
Feb. 10	CAMPBELL *	W, 57-56
Feb. 13	at UNC Asheville *	L, 71-73
Feb. 15	HAMPTON *	W, 76-68
Feb. 20	at USC Upstate *	W, 68-58
Feb. 22	HIGH POINT *	W, 57-54
Feb. 27	at Presbyterian *	W, 58-55
March 5	vs. (5) Hampton #	L 53-78

* - Big South Conference game

- Big South Tournament game

HOME GAMES IN BOLD CAPS



2020-21 LONGWOOD WOMEN'S BASKETBALL

UNIVERSITY QUICK FACTS

Location: Farmville, Va.
 Founded: 1839
 Enrollment: 5,864
 Nickname: Lancers
 School Colors: Blue & White
 President: W. Taylor Reveley IV
 Athletics Director: Michelle Meadows
 Senior Woman Administrator: Katie Pate
 Faculty Athletics Rep: Dr. Tim Coffey
 Athletic Dept. Phone: 434-395-2057

WOMEN'S BASKETBALL QUICK FACTS

Head Coach: Rebecca Tillett (3rd season)
 Alma Mater: William & Mary, 1999
 Career Record: 15-45 (2 years)
 School Record: 15-45 (2 years)
 Big South Record: 10-28 (.263)
 Big South Tournament Record: 0-2 (.000)
 Assistant Coaches:
 Ryenn Micaletti Seton Hill, 2011
 Jessica Olmstead Mercyhurst, 2006
 Ka'lia Johnson Duke, 2015
 Director of Operations: Christy Jordan
 Athletic Trainer: Carly Fullerton
 Basketball Office Phone: 434-395-2891
 Starters Returning/Lost: 4/1
 Letterwinners Returning/Lost: 11/2
 Newcomers: 2
 Arena (capacity): Willett Hall (1,807)

2019-20 REVIEW

Overall Record: 12-18
 Big South Record (Finish): 8-12 (T-7th)
 Big South Tournament: First Round
 Postseason: none

WOMEN'S BASKETBALL HISTORY

First year of Basketball: 1920
 Overall Record (since 1970): 603-700 (.463)
 First year of Full-Fledged Division I: 2007-08
 Record in Division I Era: 107-282 (.275)
 NCAA Tournament Appearances (DII): 4
 1995, 1996, 1997, 2003
 NCAA Tournament Record (DII): 2-4
 Last postseason opponent: Glenville State
 2003 NCAA Div. II East Regional Final (L, 53-61)

Big South Regular-Season Record: 38-114 (.250)
 Big South Regular-Season Championships: none
 Big South Tournament Record: 3-8 (.273)
 Big South Tournament Championships: none

MEDIA RELATIONS INFORMATION

Women's Basketball Contact: Sam Hovan
 Email: hovansr@longwood.edu
 Phone: 434-395-2345
 Cell: 574-849-6454
 Press Row: 434-395-2871
 Athletic Website: longwoodlancers.com
 Twitter: @LongwoodLancers

2020-21 SCHEDULE

DATE	OPPONENT	TIME
Nov. 25	at Duke	12:00pm
Nov. 28	EAST TENNESSEE STATE	3:00pm
Dec. 1	at George Mason	6:00pm
Dec. 5	TOWSON	3:00pm
Dec. 15	RADFORD *	TBA
Dec. 16	RADFORD *	TBA
Dec. 19	HOWARD	3:00pm
Dec. 30	at UNC Asheville *	2:00pm
Dec. 31	at UNC Asheville *	2:00pm
Jan. 4	USC UPSTATE *	TBA
Jan. 5	USC UPSTATE *	TBA
Jan. 9	at Campbell *	TBA
Jan. 10	at Campbell *	TBA
Jan. 15	WINTHROP *	TBA
Jan. 16	WINTHROP *	TBA
Jan. 29	PRESBYTERIAN *	TBA
Jan. 30	PRESBYTERIAN *	TBA
Feb. 5	at Hampton *	5:00pm
Feb. 6	at Hampton *	3:00pm
Feb. 12	CHARLESTON SOUTHERN *	TBA
Feb. 13	CHARLESTON SOUTHERN *	TBA
Feb. 19	at Gardner-Webb *	TBA
Feb. 20	at Gardner-Webb *	TBA
Feb. 26	at High Point *	6:00pm
Feb. 27	at High Point *	4:00pm
March 9-14	at Big South Championship	TBA

2020-21 NUMERICAL ROSTER

NO.	NAME	YR	POS	HT	HOMETOWN / HIGH SCHOOL (PREVIOUS)
0	Brooke Anya	Fr.	F	6-0	Gaithersburg, Md. / Saint Andrew's Episcopal
1	Kyla McMakin	So.	G	5-11	Virginia Beach, Va. / Ocean Lakes
2	Milou Vennema	Jr.	G	5-11	Groningen, The Netherlands / Johan Cruyff College
3	Adriana Shipp	R-Fr.	G	5-10	Chesapeake, Va. / Deep Creek
12	Tayonna Robertson	So.	F	6-0	Pittsburgh, Pa. / Penn Hills
13	Akila Smith	Jr.	F	5-11	Orlando, Fla. / Ocoee
14	Tra'Dayja Smith	Sr.	G	5-5	Madisonville, Texas / Madisonville (Trinity Valley CC)
20	Andrijana Reljic	Sr.	F	6-2	Sarajevo, Bosnia / Druga Gimnazija Zenica (Western Nebraska CC)
21	Hannah Osaro	Fr.	C	6-2	Arlington, Va. / Osbourn Park
23	Allysah Boothe	Sr.	G	5-4	Evanston, Ill. / Evanston Township (Western Nebraska CC)
25	Mallory Odell	Sr.	F	6-1	Richmond, Va. / Deep Run
30	Anne-Hamilton Leroy	So.	G	5-10	Seneca, S.C. / Seneca

* - Big South Conference game

HOME GAMES IN ALL CAPS

Dates, times and sites subject to change. All times EST



LONGWOOD
 LANCERS

2019-20 STATISTICS (returners in ALL CAPS)

NAME	GP-GS	MIN	FG-FGA	PCT	3P-3PA	PCT	FT-FTA	PCT	OFF	DEF	REB	AVG	PF-FO	AST	TO	BLK	STL	PTS	PPG
KYLA McMAKIN	30-30	1079	205-557	.368	73-213	.343	82-102	.804	36	121	157	5.2	86-4	50	87	14	59	565	18.8
Dayna Rouse	30-28	998	179-331	.541	3-10	.300	89-121	.736	72	145	217	7.2	100-7	40	67	59	46	450	15.0
ANNE-HAMILTON LEROY	30-29	902	112-292	.384	38-113	.336	70-100	.700	17	51	68	2.3	68-0	46	77	6	29	332	11.1
TRA'DAYJA SMITH	29-29	1066	80-243	.329	27-81	.333	54-68	.794	24	122	146	5.0	91-3	188	126	1	49	241	8.3
AKILA SMITH	30-22	789	90-174	.517	0-0	.000	26-42	.619	75	119	194	6.5	79-3	51	69	74	46	206	6.9
ALLYSAH BOOTHE	29-6	350	30-100	.300	27-82	.329	12-12	1.000	6	16	22	0.8	38-1	11	14	0	6	99	3.4
MALLORY ODELL	29-5	329	25-69	.362	2-8	.250	16-20	.800	31	57	88	3.0	41-0	11	19	4	11	68	2.3
Jada Russell	3-0	12	3-8	.375	1-4	.250	0-0	.000	2	1	3	1.0	5-0	1	0	0	1	7	2.3
TAYONNA ROBERTSON	21-0	142	14-25	.560	0-4	.000	2-5	.400	17	19	36	1.7	26-0	6	7	6	8	30	1.4
MILOU VENNEMA	23-1	195	8-26	.308	4-17	.235	2-3	.667	5	12	17	0.7	23-1	9	11	0	7	22	1.0
ANDRIJANA RELJIC	24-0	163	4-8	.500	0-0	.000	10-12	.833	10	20	30	1.3	28-0	5	6	12	7	18	0.8
TEAM									78	61	139	4.6			21				
LONGWOOD	30	6025	750-1833	.409	175-532	.329	363-485	.748	373	744	1117	37.2	585-19	418	504	176	269	2038	67.9
OPPONENTS	30	6025	721-1830	.394	196-602	.326	447-643	.695	454	760	1214	40.5	505-6	377	506	84	260	2085	69.5

HEAD COACH REBECCA TILLET

3rd season at Longwood
15-45 (.250)

HOMETOWN:
Williamsburg, Va.

ALMA MATER (YEAR):
William & Mary (1999)

COLLEGIATE COACHING CAREER:

LONGWOOD - Head Coach 2018-present
Navy - Associate Head Coach 2017-18
Navy - Assistant Coach 2014-17
IUP - Assistant Coach 2013-14

COACHING & CAREER HIGHLIGHTS

- Named Longwood's eighth women's basketball coach on April 12, 2018
- In her second season, matched the program's highest Big South win total (8) in 2019-20, while its 12 overall victories were second-most since joining the conference in 2012-13
- In 2019-20, Lancers led the Big South in field goal percentage (40.9) and was second in scoring offense (67.9) and 3-point percentage (32.9)
- In her two seasons at the helm, has developed one Big South Freshman of the Year (**KYLA McMAKIN**), as well as the program's first-ever Big South First- or Second-Team All-Conference selections (**DAYNA ROUSE**, McMakin)
- Helped the Mids to an 81-47 record during her four years at Navy, including a program victory record of 25-8 and reached both the Patriot League Championship game and the WNIT for the second straight year
- Navy went 46-26 in league play with back-to-back top-three finishes during Tillet's four-year stint, and won at least 10 league games three times
- Helped Navy to back-to-back 20-win seasons in her last two years on the bench
- Specialized as Navy's defensive coordinator, where she developed a unit that led the Patriot League in defensive scoring twice, posted the nation's eighth-lowest opponent scoring average in 2017-18 and produced the 2016 Patriot League Defensive Player of the Year and a pair of All-Defensive Team honorees in 2017 and 2018
- First collegiate coaching job was as an assistant coach at Division II IUP in Indiana, Pa., in 2013-14, where the squad went 18-10
- Served as a scout for Women's National Basketball Association, working for the Atlanta Dream from 2010-13
- Spent the first 15 years of her coaching career at the high school level, amassing a 166-72 overall record as a head coach at Osbourn Park High School in Manassas, Va. (2001-07) and later at Forest Park High School in Woodbridge, Va. (2007-13)
- Led Osbourn Park to the Virginia regionals three times and posted a 44-33 record
- Amassed a 122-39 record in seven years at Forest Park where she earned three Northwest Region Coach of the Year awards, three Cardinal District Coach of the Year awards and Prince William Coach of the Year recognition from both the *Washington Post* and the *News & Messenger*
- Forest Park won the Northwest Region in 2008, 2009 and 2011 and the Cardinal District Championship those same years. The Bruins won the regular-season title four times and advanced to three state tournaments, making a run to the championship game in 2008
- As a high school coach, held full-time teaching positions both at the high school and elementary school levels and remains a licensed teacher in Virginia

REBECCA TILLET'S COLLEGIATE HEAD COACHING RECORD

YEAR	SCHOOL	OVERALL	BIG SOUTH
2018-19	Longwood	3-27	2-16
2019-20	Longwood	12-18	8-12
CAREER TOTAL		15-45	10-28



KEEP AN EYE ON...

#1 KYLA McMAKIN
SOPH • G • 5-11

NOTES: 2019-20 Big South Freshman of the Year and First-Team All-Conference ... Led the conference in scoring (18.8, tied for 30th in the NCAA) on the second-best scoring offense in the Big South ... Scored double digits in 28 straight games to close the season ... Scored 20+ points 11 times and 30+ points twice ... Third in the conference in three's per game (2.4), second in free throw percentage (80.4) and seventh in steals (2.4) ... Set Longwood's single-season freshman record for points (565) which is also third all-time among all scorers.



2019-20 RESULTS (12-18, 8-12 Big South)

Nov. 6	at James Madison	L, 53-93
Nov. 10	at Florida	L, 54-71
Nov. 13	UNC WILMINGTON	W, 59-58
Nov. 16	BROWN	W, 86-76
Nov. 20	at Wofford	L, 76-79
Nov. 26	EAST CAROLINA	L, 61-64
Dec. 5	at Norfolk State	L, 46-49
Dec. 15	DELAWARE STATE	W, 78-62
Dec. 19	at Maryland-Eastern Shore	W, 71-62
Dec. 28	GARDNER-WEBB *	W, 80-70
Jan. 4	at Presbyterian *	W, 71-60
Jan. 6	CAMPBELL *	L, 55-70
Jan. 9	CHARLESTON SOUTHERN *	W, 84-64
Jan. 11	at USC Upstate *	W, 70-62
Jan. 14	RADFORD *	L, 61-62
Jan. 18	HIGH POINT *	L, 69-76
Jan. 21	at Winthrop *	L, 63-74
Jan. 25	UNC ASHEVILLE *	W, 73-56
Jan. 28	at Hampton *	L, 55-72
Feb. 4	at UNC Asheville *	W, 54-51
Feb. 8	PRESBYTERIAN *	(OT) L, 77-82
Feb. 11	at Gardner-Webb *	L, 70-73
Feb. 15	HAMPTON *	L, 76-90
Feb. 18	at Radford *	L, 76-88
Feb. 22	at Campbell *	L, 76-81
Feb. 25	WINTHROP *	L, 60-63
Feb. 29	at High Point *	L, 79-86
March 4	USC UPSTATE *	W, 69-56
March 7	at Charleston Southern *	W, 63-52
March 10	(9) PRESBYTERIAN #	L, 73-82

* - Big South Conference game

- Big South Tournament game

HOME GAMES IN BOLD CAPS



2020-21 PRESBYTERIAN MEN'S BASKETBALL

UNIVERSITY QUICK FACTS

Location: _____ Clinton, S.C.
 Founded: _____ 1880
 Enrollment: _____ 1,100
 Nickname: _____ Blue Hose
 School Colors: _____ Garnet & Blue
 President: _____ Bob Staton
 Athletics Director: _____ Robert Acunto
 Senior Woman Administrator: _____ Dee Nichols
 Faculty Athletics Rep: _____ Roy Campbell
 Athletic Dept. Phone: _____ 864-833-8240

MEN'S BASKETBALL QUICK FACTS

Head Coach: _____ Quinton Ferrell (2nd season)
 Alma Mater: _____ Presbyterian, 2007
 Career Record: _____ 10-22 (1 year)
 School Record: _____ 10-22 (1 year)
 Big South Record: _____ 7-11 (.389)
 Big South Tournament Record: _____ 0-1 (.000)
 Assistant Coaches:
 Ben Korren _____ College of Charleston, 2016
 Nick Lagroone _____ Southern Wesleyan, 2011
 Trey Meyer _____ Clemson, 2009
 Dir. of Basketball Operations: _____ Trey Johnson
 Athletic Trainer: _____ Robert Cooke
 Basketball Office Phone: _____ 864-833-8245
 Starters Returning/Lost: _____ 3/2
 Letterwinners Returning/Lost: _____ 4/9
 Newcomers: _____ 9
 Arena (capacity): _____ Templeton Center (2,500)

2019-20 REVIEW

Overall Record: _____ 10-22
 Big South Record (Finish): _____ 7-11 (T-7th)
 Big South Tournament: _____ First Round
 Postseason: _____ none

MEN'S BASKETBALL HISTORY

First year of Basketball: _____ 1913
 Overall Record: _____ 1246-1257 (.498)
 First year of Full-Fledged Division I: _____ 2012-13
 Record in Division I Era: _____ 130-277 (.319)
 NCAA Tournament Appearances: _____ none
 CIT Appearances: _____ 1 (2019)
 CIT Record: _____ 2-1
 Last postseason opponent: _____ Marshall,
 _____ 2019 CIT Quarterfinals (L, 66-83)

Big South Regular-Season Record: 64-146 (.305)
 Big South Regular-Season Championships: none
 Big South Tournament Record: _____ 2-8 (.200)
 Big South Tournament Championships: _____ none

MEDIA RELATIONS INFORMATION

Men's Basketball Contact: _____ Simon Whitaker
 Email: _____ swhitaker@presby.edu
 Phone: _____ 864-833-8252
 Cell: _____ 843-475-1129
 Press Row: _____ 864-833-8332
 Athletic Website: _____ gobluehose.com
 Twitter: _____ @BlueHoseSports

2020-21 SCHEDULE

DATE	OPPONENT	TIME
Dec. 2	at Jacksonville	7:00pm
Dec. 6	WOFFORD	2:00pm
Dec. 9	at Gardner-Webb *	7:00pm
Dec. 10	at Gardner-Webb *	7:00pm
Dec. 13	at Wake Forest	6:00pm
Dec. 18	SOUTH CAROLINA STATE	6:00pm
Dec. 22	at The Citadel	3:00pm
Dec. 30	RADFORD *	5:00pm
Dec. 31	RADFORD *	3:00pm
Jan. 4	at UNC Asheville *	TBA
Jan. 5	at UNC Asheville *	TBA
Jan. 9	USC UPSTATE *	4:00pm
Jan. 10	USC UPSTATE *	2:00pm
Jan. 14	at Campbell *	TBA
Jan. 15	at Campbell *	TBA
Jan. 19	WINTHROP *	6:00pm
Jan. 20	WINTHROP *	5:00pm
Jan. 24	at High Point *	2:00pm
Jan. 25	at High Point *	6:00pm
Jan. 29	LONGWOOD *	6:00pm
Jan. 30	LONGWOOD *	4:00pm
Feb. 11	at Hampton *	6:00pm
Feb. 12	at Hampton *	4:00pm
Feb. 18	CHARLESTON SOUTHERN *	7:00pm
Feb. 19	CHARLESTON SOUTHERN *	7:00pm
March 2-7	at Big South Championship	TBA

2020-21 NUMERICAL ROSTER

NO.	NAME	YR	POS	HT	WT	HOMETOWN / HIGH SCHOOL (PREVIOUS)
0	Rayshon Harrison	Fr.	G	6-4	180	Greenville, S.C. / Legacy Early College
1	Michael Isler	So.	G	6-4	190	Albany, Ga. / Westover
2	Kirshon Thrash	Fr.	F	6-3	215	McDonough, Ga. / Eagle's Landing
3	Kobe Stewart	Fr.	G/F	6-6	180	Augusta, Ga. / Cross Creek
4	Winston Hull	Jr.	F	6-7	230	Columbia, S.C. / Irmo
5	Zeb Graham	So.	G	6-1	175	Fort Mill, S.C. / Nation Ford
10	Sean Jenkins	So.	G	6-4	180	Spartanburg, S.C. (Cork, Ireland) / Spartanburg
11	Will Ferguson	Jr.	C	6-8	210	Yulee, Fla. / Yulee
12	Giancarlo Sanchez	Fr.	F	6-8	215	Sharpsburg, Ga. (Dominican Republic) / Trinity Christian
13	Tristen Becker	Sr.	G	6-3	185	Chicago, Ill. / IMG Academy
15	Owen McCormack	So.	F	6-9	230	Advance, N.C. / Davie
22	Brandon Younger	Jr.	G	6-7	190	Marietta, Ga. / Wheeler
23	Trevon Reddish	So.	G	6-4	205	Carrollton, Ga. / Eagle's Landing
24	Ambaka Le Gregam	Fr.	G	6-4	180	Concord, N.C. (Nairobi, Kenya) / First Assembly
33	Jack McMahon	So.	F	6-3	215	Hickory, N.C. / Hickory Christian

* - Big South Conference game

HOME GAMES IN ALL CAPS

Dates, times and sites subject to change. All times EST



2019-20 STATISTICS (returners in ALL CAPS)

NAME	GP-GS	MIN	FG-FGA	PCT	3P-3PA	PCT	FT-FTA	PCT	OFF	DEF	REB	AVG	PF-FO	AST	TO	BLK	STL	PTS	PPG
Cory Hightower	31-31	1015	147-332	.443	28-101	.277	90-133	.677	34	154	188	6.1	79-3	79	83	11	32	412	13.3
Chris Martin	31-17	783	106-254	.417	9-44	.205	110-141	.780	30	98	128	4.1	97-3	81	56	0	44	331	10.7
Ben Drake	32-14	642	119-198	.601	9-22	.409	46-69	.667	60	116	176	5.5	63-2	16	49	12	7	293	9.2
MICHAEL ISLER	31-28	831	94-162	.580	2-12	.167	55-84	.655	36	99	135	4.4	78-2	33	66	13	21	245	7.9
JC Younger	32-12	719	65-175	.371	51-145	.352	24-30	.800	3	49	52	1.6	47-0	11	24	2	13	205	6.4
ZEB GRAHAM	29-20	521	66-153	.431	12-46	.261	29-37	.784	12	49	61	2.1	44-0	63	45	0	19	173	6.0
Kody Shubert	32-4	643	52-147	.354	25-69	.362	26-38	.684	9	30	39	1.2	54-1	65	50	0	20	155	4.8
SEAN JENKINS	31-14	503	50-116	.431	34-86	.395	16-21	.762	7	48	55	1.8	35-1	17	14	6	10	150	4.8
OWEN MCCORMACK	32-18	528	54-131	.412	25-75	.333	19-25	.760	30	64	94	2.9	66-3	18	33	8	14	152	4.8
CJ Melton	29-1	196	13-27	.481	2-6	.333	5-10	.500	17	17	34	1.2	26-0	7	16	3	5	33	1.1
TRISTEN BECKER	3-0	8	1-3	.333	0-1	.000	0-0	.000	0	1	1	0.3	0-0	1	0	0	2	2	0.7
Luka Jaksic	2-0	5	0-1	.000	0-1	.000	1-2	.500	0	2	2	1.0	1-0	0	0	0	0	1	0.5
Jordan Gibson	9-0	45	1-7	.143	0-3	.000	0-0	.000	0	9	9	1.0	1-0	1	3	0	1	2	0.2
Armel TeTe	5-1	13	0-1	.000	0-0	.000	1-2	.500	0	1	1	0.2	3-0	0	2	0	0	1	0.2
TEAM									41	56	97	3.0		1		21			
PRESBYTERIAN	32	6450	768-1707	.450	197-611	.322	422-592	.713	279	793	1072	33.5	595-15	392	462	55	188	2155	67.3
OPPONENTS	32	6450	803-1780	.451	289-797	.363	451-639	.706	294	771	1065	33.3	531-6	437	373	106	228	2346	73.3

HEAD COACH

QUINTON FERRELL

2nd season at Presbyterian College
10-22 (.313)

HOMETOWN:

North Augusta, Ga.

ALMA MATER (YEAR):

Presbyterian College (2007)

COACHING CAREER:

PRESBYTERIAN COLLEGE - Head Coach 2019-present
College of Charleston - Assistant Coach 2014-19
Army - Assistant Coach 2013-14
The Citadel - Assistant Coach 2012-13
PRESBYTERIAN COLLEGE - Assistant Coach 2007-12

COACHING & CAREER HIGHLIGHTS

- Named PC's 19th head coach on April 11, 2019
- Finalist for the 2020 **JOE B. HALL** Award, which is presented annually to the top first-year coach in college basketball by Collegeinsider.com
- Part of former Winthrop assistant **EARL GRANT**'s staff at College of Charleston
- Helped CoFC to three-straight 20-win seasons (2016-19), as well as non-conference victories over Rhode Island, VCU, LSU and Memphis
- Was CoFC's lead assistant in 2018-19 and was responsible for recruiting, scouting and developing perimeter players
- Part of staff that won the CAA championship in 2017-18, and earn the program's first NCAA Tournament berth since 1999
- Helped develop All-Conference selections **JARRELL BRANTLEY**, **GRANT RILLER** and future NBA player **JOE CHEALEY** while with the Cougars
- Cougars also earned a trip to the NIT in 2016-17, the school's first post-season bid in six years
- Helped Army to program-record 10 Patriot League wins in 2013-14
- Coached under **CHUCK DRIESELL** while at The Citadel
- Served five years as an assistant at Presbyterian following his graduation, which coincided with the Blue Hose transition to Division I
- Part of PC staff that defeated Auburn, Wake Forest and No. 20 Cincinnati
- Recruited and coached the top two scorers in PC history in All-Conference players **KHALID MUTAKABBIR** and **ALLONZO COLEMAN**
- Was a three-year starter at point guard for the Blue Hose
- Helped PC advance to the NCAA Division II South Atlantic Regional Semifinals and two 20-win seasons in his four years as a student-athlete
- Served as Team Captain as senior, and was twice named the program's Most Valuable Defensive Player

QUINTON FERRELL'S HEAD COACHING RECORD


YEAR	SCHOOL	OVERALL	BIG SOUTH
2019-20	Presbyterian College	10-22	7-11



KEEP AN EYE ON...

#1 MICHAEL ISLER SOPH • G • 6-4 • 190

NOTES: Played 26.2 mpg, starting in 16 conference games as a freshman ... Averaged 8.1 points on 59.8% shooting ... Also posted 4.3 rpg ... An integral piece to the offense, taking care of mismatches in the post, ranking in the 72nd percentile in the NCAA in points per possession on post-ups ... Against USC Upstate he scored 17 points and hauled in 4 rebounds ... At Longwood he scored 12 points, compiled 5 rebounds ... Isler has the ability to impact the game in a variety of ways.



2019-20 RESULTS (10-22, 7-11 Big South)

Nov. 7	at Clemson	L, 45-79
Nov. 11	at VMI	(OT) W, 80-77
Nov. 14	MOREHEAD STATE	L, 55-77
Nov. 18	at Notre Dame	L, 53-63
Nov. 22	vs. Sacred Heart %	L, 57-83
Nov. 23	at Quinnipiac %	L, 64-73
Nov. 24	vs. Albany %	L, 60-65
Nov. 30	TOCCOA FALLS	W, 87-59
Dec. 7	at South Carolina State	L, 68-80
Dec. 10	at St. Francis-Brooklyn	L, 63-64
Dec. 18	JACKSONVILLE	L, 58-81
Dec. 21	at #14/15 Michigan	L, 44-86
Dec. 29	KENTUCKY CHRISTIAN	W, 81-56
Jan. 2	UNC ASHEVILLE *	W, 79-77
Jan. 4	at Gardner-Webb *	W, 68-62
Jan. 11	HIGH POINT *	W, 77-62
Jan. 16	at Longwood *	W, 74-67
Jan. 18	RADFORD *	L, 64-75
Jan. 20	CAMPBELL *	W, 85-79
Jan. 23	at Charleston Southern *	L, 66-74
Jan. 25	at Winthrop *	L, 57-72
Jan. 30	USC UPSTATE *	L, 74-77
Feb. 1	at Hampton *	(OT) L, 81-87
Feb. 6	GARDNER-WEBB *	W, 65-61
Feb. 8	at Campbell *	L, 62-79
Feb. 13	at Radford *	L, 71-81
Feb. 15	WINTHROP *	L, 88-89
Feb. 20	at High Point *	L, 70-82
Feb. 22	at UNC Asheville *	L, 64-75
Feb. 27	LONGWOOD *	L, 55-58
Feb. 29	CHARLESTON SOUTHERN *	W, 76-65
March 3	at (8) Charleston Southern #	L, 64-81

* - Big South Conference game
- Big South Tournament game

% - Bobcat Invitational
HOME GAMES IN BOLD CAPS



2020-21 PRESBYTERIAN WOMEN'S BASKETBALL

UNIVERSITY QUICK FACTS

Location: _____ Clinton, S.C.
 Founded: _____ 1880
 Enrollment: _____ 1,100
 Nickname: _____ Blue Hose
 School Colors: _____ Garnet & Blue
 President: _____ Bob Staton
 Athletics Director: _____ Robert Acunto
 Senior Woman Administrator: _____ Dee Nichols
 Faculty Athletics Rep: _____ Roy Campbell
 Athletic Dept. Phone: _____ 864-833-8240

WOMEN'S BASKETBALL QUICK FACTS

Head Coach: _____ Alaura Sharp (3rd season)
 Alma Mater: _____ SW Minnesota State, 2006
 Career Record: _____ 114-105 (7 years)
 School Record: _____ 19-42 (2 years)
 Big South Record: _____ 11-27 (.289)
 Big South Tournament Record: _____ 2-1 (.667)
 Assistant Coaches:
 Kelsie Kruger _____ Adams State, 2011
 Sta'Nisha Hersey _____ Pittsburg State, 2012
 Natalie Sweeney _____ Morehead State, 2015
 Dir. of Basketball Ops: _____ Kiana "Lucky" Rudd
 Athletic Trainer: _____ Joscelyn Trompeter
 Basketball Office Phone: _____ 864-833-8248
 Starters Returning/Lost: _____ 4/1
 Letterwinners Returning/Lost: _____ 10/4
 Newcomers: _____ 5
 Arena (capacity): _____ Templeton Center (2,500)

2019-20 REVIEW

Overall Record: _____ 12-18
 Big South Record (Finish): _____ 7-13 (9th)
 Big South Tournament: Q'finals (DNP - COVID-19)
 Postseason: _____ none

WOMEN'S BASKETBALL HISTORY

First year of Basketball: _____ 1977-78
 Overall Record: _____ 601-609 (.497)
 First year of Full-Fledged Division I: _____ 2012-13
 Record in Division I Era: _____ 143-246 (.368)
 NCAA Tournament Appearances (DII): _____ 6
 WBI Appearances: _____ 1 (2013)
 WBI Record: _____ 0-1
 Last postseason opponent: _____ Lamar,
 _____ 2013 WBI First Round (L, 48-71)

Big South Regular-Season Record: . 93-125 (.427)
 Big South Regular-Season Championships: none
 Big South Tournament Record: _____ 6-7 (.462)
 Big South Tournament Championships: _____ none

MEDIA RELATIONS INFORMATION

Women's Basketball Contact: _____ Rob Low
 Email: _____ rklow@presby.edu
 Phone: _____ 864-833-7118
 Cell: _____ 864-200-9639
 Press Row: _____ 864-833-8332
 Athletic Website: _____ gobluehose.com
 Twitter: _____ @BlueHoseSports

2020-21 SCHEDULE

DATE	OPPONENT	TIME
Nov. 25	at Kennesaw State	Canceled
Nov. 27	at Clemson	5:00pm
Dec. 1	at Furman	7:00pm
Dec. 6	GEORGIA SOUTHERN	TBA
Dec. 10	MERCER	6:00pm
Dec. 12	at East Tennessee State	TBA
Dec. 16	GARDNER-WEBB *	6:00pm
Dec. 17	GARDNER-WEBB *	5:00pm
Dec. 30	at Radford *	4:00pm
Dec. 31	at Radford *	2:00pm
Jan. 4	UNC ASHEVILLE *	6:00pm
Jan. 5	UNC ASHEVILLE *	5:00pm
Jan. 9	at USC Upstate *	4:00pm
Jan. 10	at USC Upstate *	2:00pm
Jan. 15	CAMPBELL *	6:00pm
Jan. 16	CAMPBELL *	4:00pm
Jan. 22	HIGH POINT *	6:00pm
Jan. 23	HIGH POINT *	4:00pm
Jan. 29	at Longwood *	TBA
Jan. 30	at Longwood *	TBA
Feb. 12	HAMPTON *	6:00pm
Feb. 13	HAMPTON *	4:00pm
Feb. 19	at Charleston Southern *	7:00pm
Feb. 20	at Charleston Southern *	5:00pm
Feb. 26	at Winthrop *	6:00pm
Feb. 27	at Winthrop *	5:00pm
March 9-14	at Big South Championship	TBA

2020-21 NUMERICAL ROSTER

NO.	NAME	YR	POS	HT	HOMETOWN / HIGH SCHOOL (PREVIOUS)
00	Maleia Bracone	Fr.	G	5-10	Anderson, S.C. / T.L. Hanna
4	Kelsey Brown	Fr.	G	5-7	Simpsonville, S.C. / Brashier Middle College Charter
5	Kaitlyn Keathley	So.	G	5-7	Pikeville, Ky. / Prestonsburg
11	Sabrina Belquist	Fr.	G	5-11	Los Gatos, Calif. / Los Gatos
12	Le'Mesha Madden	So.	G	5-7	Dallas, Texas / South Oak Cliff
14	Trinity Johnson	Jr.	G	5-7	Hopkins, S.C. / Hammond School
15	Tess Santos	Sr.	F	6-0	Lisbon, Portugal / German School of Lisbon
20	Georgia Stockton	So.	G	5-7	Rabun, Ga. / Rabun County
21	Aaliyah Austin	Fr.	C	6-2	Satsuma, Ala. / Faith Academy
22	Tionna Carter	So.	F	6-1	Norcross, Ga. / Norcross
23	Shamani Stafford	Jr.	G	5-7	Charlotte, N.C. / Concord First Assembly Academy
24	Nyah Willis	So.	G	5-10	San Jose, Calif. / Chabot College
30	Briley Buckner	R-Jr.	G	6-0	Maynardville, Tenn. / Union County
32	Jade Compton	Sr.	F	5-10	Garland, Texas / Hill College
35	Alessia Capley	Jr.	F	6-3	Arvada, Colo. / Ralston Valley (Otero JC)

* - Big South Conference game

HOME GAMES IN ALL CAPS

Games listed in italics impacted by COVID-19

Dates, times and sites subject to change. All times EST



2019-20 STATISTICS (returners in ALL CAPS)

NAME	GP-GS	MIN	FG-FGA	PCT	3P-3PA	PCT	FT-FTA	PCT	OFF	DEF	REB	AVG	PF-FO	AST	TO	BLK	STL	PTS	PPG
TRINITY JOHNSON	29-29	984	139-332	.419	28-83	.337	134-180	.744	31	111	142	4.9	79-2	108	118	1	75	440	15.2
TIONNA CARTER	30-19	680	104-206	.505	0-2	.000	58-93	.624	53	112	165	5.5	65-1	22	80	25	29	266	8.9
JADE COMPTON	30-28	709	92-227	.405	22-65	.338	41-56	.732	68	110	178	5.9	83-3	20	63	1	20	247	8.2
Kacie Hall	30-30	989	77-212	.363	50-147	.340	11-16	.688	7	57	64	2.1	37-0	70	59	7	31	215	7.2
Bria Gibbs	29-10	361	52-136	.382	2-10	.200	35-53	.660	23	46	69	2.4	57-1	3	42	11	14	141	4.9
TESS SANTOS	30-28	801	43-141	.305	36-108	.333	13-14	.929	15	62	77	2.6	51-0	27	37	10	20	135	4.5
SHAMANI STAFFORD	23-0	215	26-86	.302	21-73	.288	12-15	.800	3	18	21	0.9	25-1	6	13	0	10	85	3.7
ALESSIA CAPLEY	30-3	422	40-104	.385	5-27	.185	17-31	.548	44	72	116	3.9	60-1	15	35	15	13	102	3.4
Le'MESHA MADDEN	19-1	301	13-50	.260	2-17	.118	12-30	.400	8	20	28	1.5	29-1	24	23	0	15	40	2.1
Riley Hemm	20-2	207	15-34	.441	12-29	.414	0-0	.000	1	11	12	0.6	11-0	8	7	1	8	42	2.1
Shariah Gaddy	2-0	14	1-5	.200	1-3	.333	0-0	.000	1	1	2	1.0	2-0	0	1	0	3	3	1.5
GEORGIA STOCKTON	19-0	204	8-32	.250	2-12	.167	2-6	.333	13	18	31	1.6	24-0	9	9	1	13	20	1.1
BRILEY BUCKNER	19-0	130	7-20	.350	3-12	.250	1-3	.333	13	6	19	1.0	14-0	3	4	1	5	18	0.9
KAITLYN KEATHLEY	4-0	8	0-1	.000	0-0	.000	0-0	.000	0	0	0	0.0	1-0	1	2	0	0	0	0.0
TEAM									34	67	101	3.4			21				
PRESBYTERIAN	30	6025	617-1586	.389	184-588	.313	336-497	.676	314	711	1025	34.2	538-10	316	514	73	256	1754	58.5
OPPONENTS	30	6025	636-1614	.394	177-590	.300	330-492	.671	341	728	1069	35.6	511-11	377	526	78	212	1779	59.3

HEAD COACH

ALaura SHARP

3rd season at Presbyterian College
19-42 (.311)

HOMETOWN:

Fredonia, Kansas

ALMA MATER (YEAR):

Southwest Minnesota State (2006)

COACHING CAREER:

PRESBYTERIAN COLLEGE - Head Coach 2018-present
Louisiana Tech - Assistant Coach / Recruiting Coordinator 2016-18
Southern Miss - Associate Head Coach / Recruiting Coord. 2013-16
Garden City Community College - Head Coach 2009-13
Lamar Community College - Head Coach 2008-09
Adams State - Assistant Coach 2006-08

COACHING & CAREER HIGHLIGHTS

- Named PC's eighth women's basketball coach on April 24, 2018
- Blue Hose have advanced in the Big South Tournament in both of her seasons leading the program -- with both wins being road triumphs at the higher-seeded opponent
- In her first season, directed Presbyterian to its first Big South Tournament victory since 2017
- Helped Louisiana Tech reach WNIT in each of her two seasons, as well as 19 wins in 2017-18 -- the program's first postseason berth since 2011
- During Sharp's first year in Ruston, the Lady Techsters won 18 games and finished fourth Conference USA after being picked 12th in the preseason coaches' poll
- Southern Miss made back-to-back appearances in the CUSA Championship game with Sharp on the bench, won a combined 52 games in those two years and made two trips to the WNIT -- reaching the quarterfinals in 2015
- Turned the Garden City Community College program into a top contender each year in the tough Kansas Jayhawk Community College Conference (KJCCC) and Region VI
- Guided GCCC to its best record in school history at 29-4 in 2012-13 and ranked No. 13 in the NJCAA Polls.
- Career coaching record at Garden City was 83-46, making her the winningest coach in program history
- Also produced an All-American player in **TAMARA JONES** in her last two years
- Sharp's GCCC teams defeated 11 nationally-ranked teams, posted back-to-back 20-win seasons including the team's best start at 15-0 during 2012-13.
- KJCCC Coach of the Year in 2010 while her teams advanced to the semifinals of the Region VI Tournament in 2012 and 2013
- Was a KJCCC Second-Team All-Conference player at Southwest Minnesota State, and also earned NJCAA Academic All-American honors

ALaura SHARP'S HEAD COACHING RECORD

YEAR	SCHOOL	OVERALL	BIG SOUTH
2008-09	Lamar CC	12-17	
2009-10	Garden City CC	17-15	
2010-11	Garden City CC	16-15	
2011-12	Garden City CC	21-12	
2012-13	Garden City CC	29-4	
2018-19	Presbyterian College	7-24	4-14
2019-20	Presbyterian College	12-18	7-13
BIG SOUTH TOTAL		19-42	11-27
CAREER TOTAL		114-105	



KEEP AN EYE ON...

#14 TRINITY JOHNSON JR • G • 5-6

NOTES: 2019-20 Honorable Mention All-Big South ... Averaged a team-best 15.2 points (6th in Big South) ... Recorded double-digit points 26 times and 20+ points five times ... Earned Player of the Week after program record-tying 30 points against UNCW ... Set Division I era program records with 75 steals and 134 made FTs ... Led conference in made FTs and attempts (180) ... Top-10 in assists/game (3.7, 6th), steals (7.5, 2nd) and FT% (.744, 7th).



2019-20 RESULTS (12-18, 7-13 Big South)

Nov. 5	at South Carolina State	W, 70-49
Nov. 10	at West Virginia	L, 40-56
Nov. 13	WILLIAM PEACE	W, 72-35
Nov. 18	at Florida	L, 46-60
Nov. 22	COLLEGE OF CHARLESTON	W, 58-54
Nov. 26	at Wofford	L, 60-67
Nov. 30	at Illinois	L, 52-71
Dec. 4	UNC WILMINGTON	L, 60-70
Dec. 21	BREVARD	W, 74-45
Dec. 28	at UNC Asheville *	L, 39-54
Dec. 31	at Radford *	L, 42-54
Jan. 4	LONGWOOD *	L, 60-71
Jan. 6	HAMPTON *	L, 42-71
Jan. 11	at Winthrop *	L, 54-61
Jan. 14	at Gardner-Webb *	W, 56-53
Jan. 18	CAMPBELL *	L, 47-53
Jan. 21	at High Point *	L, 55-60
Jan. 25	USC UPSTATE *	W, 55-42
Jan. 28	at Charleston Southern *	W, 67-46
Feb. 1	RADFORD *	L, 39-65
Feb. 4	at USC Upstate *	L, 60-70
Feb. 8	at Longwood *	(OT) W, 82-77
Feb. 11	UNC ASHEVILLE *	L, 48-64
Feb. 15	CHARLESTON SOUTHERN *	W, 76-53
Feb. 18	GARDNER-WEBB *	W, 64-49
Feb. 22	at Hampton *	L, 53-67
Feb. 25	HIGH POINT *	L, 71-79
Feb. 29	at Campbell *	L, 42-56
March 4	WINTHROP *	W, 88-54
March 10	at (9) Longwood #	W, 82-73
March 12	at (1) Campbell #	canceled

* - Big South Conference game

- Big South Tournament game

HOME GAMES IN BOLD CAPS



2020-21 RADFORD MEN'S BASKETBALL

UNIVERSITY QUICK FACTS

Location: Radford, Va.
 Founded: 1910
 Enrollment: 11,870
 Nickname: Highlanders
 School Colors: Red & White
 President: Dr. Brian O. Hemphill
 Athletics Director: Robert Lineburg
 Senior Woman Administrator: Lisa Koziol
 Faculty Athletics Rep: Dr. Holly Cline
 Athletic Dept. Phone: 540-831-6194

MEN'S BASKETBALL QUICK FACTS

Head Coach: Mike Jones (10th season)
 Alma Mater: Howard, 1990
 Career Record: 159-138 (9 years)
 School Record: 159-138 (9 years)
 Big South Record: 87-69 (.558)
 Big South Tournament Record: 8-8 (.500)
 Assistant Coaches:
 Ron Jirsa: Gettysburg, 1981
 David Boyden: Western Kentucky, 2003
 Donny Lind: Loyola (Md.), 2010
 Dir. of Basketball Operations: Jaren Marino
 Athletic Trainer: Chad Hyatt
 Basketball Office Phone: 540-831-5125
 Starters Returning/Lost: 0/5
 Letterwinners Returning/Lost: 8/8
 Newcomers: 8
 Arena (capacity): Dedmon Center (3,215)

2019-20 REVIEW

Overall Record: 21-11
 Big South Record (Finish): 15-3 (T-1st)
 Big South Tournament: Semifinals
 Postseason: NIT ^

MEN'S BASKETBALL HISTORY

First year of Basketball: 1974-75
 Overall Record: 726-617 (.541)
 NCAA Tournament Appearances: 3 (1998-09-18)
 NCAA Tournament Record: 1-3
 CBI Appearances: 2 (2014-15)
 CBI Record: 2-2
 Last postseason opponent: Villanova,
 2018 NCAA Tournament First Round (L, 61-87)

Big South Regular-Season Record: 299-226 (.570)
 Big South Regular-Season Championships: 6
 1998-00-01-09-19-20
 Big South Tournament Record: 30-31 (.492)
 Big South Tournament Championships: 3
 1998-09-18

MEDIA RELATIONS INFORMATION

Men's Basketball Contact: Taylor Blue
 Email: rblue2@radford.edu
 Phone: 540-831-5726
 Cell: 256-307-9255
 Press Row: 540-831-6190
 Athletic Website: RadfordAthletics.com
 Twitter: @RadfordMBB

2020-21 SCHEDULE

DATE	OPPONENT	TIME
Nov. 25	at Virginia Tech	12:00pm
Nov. 28	vs. Norfolk State ^	7:00pm
Nov. 29	at James Madison	7:00pm
Dec. 2	MARS HILL	Canceled
Dec. 5	at East Carolina	TBA
Dec. 9	LANCASTER BIBLE COLLEGE	Canceled
Dec. 14	LONGWOOD *	6:00pm
Dec. 15	LONGWOOD *	6:00pm
Dec. 19	at Vanderbilt	TBA
Dec. 30	at Presbyterian *	5:00pm
Dec. 31	at Presbyterian *	3:00pm
Jan. 4	HAMPTON *	6:00pm
Jan. 5	HAMPTON *	6:00pm
Jan. 9	at Charleston Southern *	5:00pm
Jan. 10	at Charleston Southern *	3:00pm
Jan. 14	GARDNER-WEBB *	6:00pm
Jan. 15	GARDNER-WEBB *	6:00pm
Jan. 24	at UNC Asheville *	TBA
Jan. 25	at UNC Asheville *	TBA
Jan. 29	USC UPSTATE *	6:00pm
Jan. 30	USC UPSTATE *	4:00pm
Feb. 4	at Campbell *	TBA
Feb. 5	at Campbell *	TBA
Feb. 11	WINTHROP *	6:00pm
Feb. 12	WINTHROP *	6:00pm
Feb. 18	at High Point *	6:00pm
Feb. 19	at High Point *	6:00pm
March 2-7	at Big South Championship	TBA

2020-21 NUMERICAL ROSTER

NO.	NAME	YR	POS	HT	WT	HOMETOWN / HIGH SCHOOL (PREVIOUS)
0	Fah'Mir Ali	Fr.	G	5-10	180	Wilmington, Del. / Mt. Pleasant (Beckley Prep)
1	Keishon Porter	Fr.	G	6-4	190	Macclesfield, N.C. / Southwest Edgecombe
2	Quinton Morton-Robinson	So.	G	5-8	165	Radford, Va. / Radford
3	Jordan Hemphill	R-Jr.	G	6-5	185	Bentonville, Ark. / Bentonville (Central Oklahoma)
4	Josiah Jeffers	Jr.	G	6-1	170	Burlington, N.C. / The Burlington School
5	Dante Moses	Jr.	G	6-4	190	Riviera Beach, Fla. / Inlet Grove (Daytona State)
10	Joshua Walker	Fr.	F	6-7	200	Upper Marlboro, Md. / Riverdale Baptist
11	Miles Jones	So.	G/F	6-6	210	Radford, Va. / Radford
13	Shaquan Jules	Jr.	F	6-7	220	Orlando, Fla. / Windermere Prep (USC Aiken)
14	Chyree Walker	R-Jr.	F	6-5	200	Upper Marlboro, Md. / Bullis School (Delaware)
15	Bryan Hart	Sr.	G	6-1	180	Hampton, Va. / Hampton Roads Acad. (Clayton State)
20	Dravon Mangum	R-So.	F	6-8	200	Roxboro, N.C. / Person (Charlotte)
21	Kobe Tigney	R-Fr.	G	6-3	195	Winchester, Va. / John Handley HS
22	Lewis Djonkam	R-Jr.	C	6-9	245	Springfield, Va. / Hargrave Military Academy (VCU)
30	Jamal Burke	Jr.	F	6-10	240	Greenville, S.C. / Southside (Georgia Highlands)
45	Xavier Lipscomb	Fr.	G	6-2	195	Washington, D.C. / St. Stephen's & St. Agnes School

^ - at Harrisonburg, Va.

* - Big South Conference game

HOME GAMES IN ALL CAPS

Games listed in italics impacted by COVID-19

Dates, times and sites subject to change. All times EST



2019-20 STATISTICS (returners in ALL CAPS)

NAME	GP-GS	MIN	FG-FGA	PCT	3P-3PA	PCT	FT-FTA	PCT	OFF	DEF	REB	AVG	PF-FO	AST	TO	BLK	STL	PTS	PPG
Carlík Jones	32-31	1057	218-447	.488	47-115	.409	158-194	.814	21	143	164	5.1	59-1	175	75	5	45	641	20.0
Travis Fields Jr.	31-31	994	140-318	.440	64-154	.416	61-87	.701	12	65	77	2.5	62-0	107	60	3	29	405	13.1
Donald Hicks	32-32	893	82-235	.349	57-175	.326	15-26	.577	26	86	112	3.5	68-1	35	36	0	23	236	7.4
Devine Eke	31-14	718	79-130	.608	0-2	.000	44-116	.379	76	146	222	7.2	74-0	21	38	26	23	202	6.5
Devonnte Holland	30-27	630	84-142	.592	0-0	.000	20-33	.606	54	116	170	5.7	62-1	13	31	13	5	188	6.3
Devin Hutchinson	31-0	380	44-113	.389	30-84	.357	24-26	.923	6	26	32	1.0	33-0	12	13	3	9	142	4.6
Cle'Von Greene	30-2	380	47-116	.405	21-68	.309	16-22	.727	7	34	41	1.4	35-0	14	11	4	7	131	4.4
Leroy Butts IV	26-18	376	48-98	.490	7-31	.226	4-13	.308	28	48	76	2.9	35-0	10	12	6	4	107	4.1
CHYREE WALKER	22-0	247	26-52	.500	4-16	.250	12-22	.545	18	42	60	2.7	32-1	5	10	3	7	68	3.1
LEWIS DJONKAM	29-5	369	37-74	.500	0-0	.000	8-22	.364	33	33	66	2.3	56-2	9	21	4	4	82	2.8
JOSIAH JEFFERS	27-0	199	18-48	.375	14-39	.359	4-6	.667	1	18	19	0.7	29-0	9	5	1	9	54	2.0
Q. MORTON-ROBERTSON	19-0	113	10-26	.385	4-17	.235	1-6	.167	0	9	9	0.5	6-0	17	5	0	3	25	1.3
MILES JONES	17-0	49	7-9	.778	3-4	.750	0-0	.000	3	7	10	0.6	6-0	0	2	0	1	17	1.0
John Caldwell	7-0	20	1-5	.200	0-2	.000	2-2	1.000	3	5	8	1.1	4-0	0	1	0	1	4	0.6
TEAM									53	49	102	3.2		1		21			
RADFORD	32	6425	841-1813	.464	251-707	.355	369-575	.642	341	827	1168	36.5	562-6	427	341	68	170	2302	71.9
OPPONENTS	32	6425	734-1749	.420	257-789	.326	390-579	.674	292	742	1034	32.3	573-7	396	355	93	134	2115	66.1

HEAD COACH

MIKE JONES

10th season at Radford
159-138 (.535)

HOMETOWN:

Silver Spring, Md.

ALMA MATER (YEAR):

Howard (1990)

COACHING CAREER:

RADFORD - Head Coach	2011-present
VCU - Assistant Coach	2009-11
Georgia - Assistant Coach	2003-09
West Virginia - Assistant Coach	2002-03
Richmond - Assistant Coach	2000-02
Furman - Assistant Coach	1997-00
Howard - Assistant Coach	1994-97

COACHING & CAREER HIGHLIGHTS

- Named Radford's seventh men's basketball coach on June 14, 2011
- Ranks sixth all-time in Big South history in overall victories (159) and seventh for league wins (87)
- First coach in Radford history with three consecutive 20-win seasons (2017-20)
- In last three seasons, as led Highlanders to share of back-to-back regular-season championships (2018-20), two consecutive Big South Championship game appearances (2018-19) and the No. 1 seed in the Big South Tournament (2020)
- Has directed Highlanders to wins over Oregon State, Virginia Tech, Georgetown, Penn State, Notre Dame, Texas and Northwestern during his tenure
- 2017-18 Big South and NABC District 3 Coach of the Year
- Guided Radford to NCAA Tournament victory in 2018, and has three postseason wins to his credit (2 - CBI, 1 - NCAA)
- First coach in Big South history to win a postseason game in consecutive appearances, as RU defeated Oregon State in 2014 CBI and Delaware State in 2015 CBI
- Four-time finalist for the **BEN JOBE** Award (2014-18-19-20), which recognizes the nation's top NCAA Division I minority head coach, as well as two-time finalist for the **SKIP PROSSER** Man of the Year Award (2018-19), and **HUGH DURHAM** Award finalist (2020)
- Led 2013-14 Highlanders to the school's first 20-win season since 2008-09, including 20 regular-season wins for the first time since 1990-91
- Radford's invitation to the 2014 College Basketball Invitational (CBI) marked the Big South's first entry in the postseason event
- RU won at Oregon State in the first round of the 2014 CBI, 96-92, for the school's first-ever Division I postseason victory
- Coached 2014-15 Big South Defensive Player of the Year **JAVONTE GREEN**, now a member of the Boston Celtics
- Spent two seasons at VCU before taking over the Highlanders, including the magical run to the 2011 Final Four with wins over USC, Georgetown, Purdue, Florida State and Kansas
- Helped lead Rams to 55 wins in his two years on **SHAKA SMART**'s staff, the highest total over any two-year span in program history
- Spent six years on **DENNIS FELTON**'s staff at Georgia, and helped UGA reach the 2008 NCAA Tournament after the sixth-seeded Bulldogs won four games in three days to complete the most improbable SEC Championship run in Conference history
- Selected by Rivals.com as one of the nation's top recruiters in 2005.
- Assistant coach under **JOHN BEILEIN** at Richmond (2000-02) and at West Virginia (2002-03).
- Helped Richmond to two 20-win seasons and three-straight NIT berths
- Began his coaching career as a high school coach in 1990 at Sidwell Friends School in Washington, D.C.
- Was a four-year standout at Howard, where he forged his connection with Howard alum Felton
- Jones' father, **JIMMY JONES**, was a star guard in the ABA from 1967-74 and played for the NBA's Washington Bullets from 1974-77

MIKE JONES' HEAD COACHING RECORD

YEAR	SCHOOL	OVERALL	BIG SOUTH
2011-12	Radford	6-26	2-16
2012-13	Radford	13-19	7-9
2013-14	Radford	22-13	10-6
2014-15	Radford	22-12	12-6
2015-16	Radford	16-15	9-9
2016-17	Radford	14-18	8-10
2017-18	Radford	23-13	12-6
2018-19	Radford	22-11	12-4
2019-20	Radford	21-11	15-3
CAREER TOTAL		159-138	87-69



KEEP AN EYE ON...

#14 CHYREE WALKER R-JR • F • 6-5 • 195

NOTES: Appeared in 22 games, averaging 11.2 minutes per game ... Averaged 3.1 points and 2.7 rebounds per game ... Career-best 10 points on the road at Mississippi State (Dec. 16) ... Also had eight points in the semifinals of the Big South Championship against Hampton (March 6) and six points in four different games ... Had a season-best six rebounds on two occasions while grabbing five rebounds on two other instances.



2019-20 RESULTS (21-11, 15-3 Big South)

Nov. 8	at Liberty	L, 60-66
Nov. 12	BRIDGEWATER COLLEGE	W, 91-40
Nov. 15	at Georgia Southern	L, 73-76
Nov. 19	at Northwestern	W, 67-56
Nov. 22	at Bradley	L, 61-70
Nov. 26	at Monmouth	L, 63-80
Dec. 4	JAMES MADISON	W, 94-71
Dec. 7	UNC GREENSBORO	L, 58-60
Dec. 14	vs. Duquesne &	L, 49-71
Dec. 18	at Mississippi State	L, 68-77
Dec. 22	vs. Richmond %	W, 73-58
Dec. 29	CENTRAL PENN	W, 90-45
Jan. 4	HIGH POINT *	W, 73-62
Jan. 8	at Gardner-Webb *	W, 67-64
Jan. 11	CAMPBELL *	W, 68-63
Jan. 16	at USC Upstate *	W, 63-59
Jan. 18	at Presbyterian *	W, 75-64
Jan. 20	WINTHROP *	L, 56-61
Jan. 23	at UNC Asheville *	L, 67-80
Jan. 25	HAMPTON *	W, 83-79
Jan. 30	at Longwood *	W, 67-55
Feb. 1	CHARLESTON SOUTHERN * (OT)	W, 77-74
Feb. 8	at High Point *	W, 81-70
Feb. 10	at Winthrop *	W, 81-77
Feb. 13	PRESBYTERIAN *	W, 81-71
Feb. 15	at Campbell *	W, 73-60
Feb. 20	UNC ASHEVILLE *	W, 79-64
Feb. 22	USC UPSTATE *	W, 81-60
Feb. 27	at Hampton *	W, 81-78
Feb. 29	GARDNER-WEBB *	L, 62-70
March 5	(8) CHARLESTON SOUTHERN #	W, 62-48
March 6	(5) HAMPTON #	L, 78-86

* - Big South Conference game
- Big South Tournament game
HOME GAMES IN BOLD CAPS

& - Akron, Ohio
% - Washington, D.C.



2020-21 RADFORD WOMEN'S BASKETBALL

UNIVERSITY QUICK FACTS

Location: Radford, Va.
 Founded: 1910
 Enrollment: 11,870
 Nickname: Highlanders
 School Colors: Red & White
 President: Dr. Brian O. Hemphill
 Athletics Director: Robert Lineburg
 Senior Woman Administrator: Lisa Koziol
 Faculty Athletics Rep: Dr. Holly Cline
 Athletic Dept. Phone: 540-831-6194

WOMEN'S BASKETBALL QUICK FACTS

Head Coach: Mike McGuire (8th season)
 Alma Mater: Roanoke College, 2000
 Career Record: 133-87 (7 years)
 School Record: 133-87 (7 years)
 Big South Record: 93-41 (.694)
 Big South Tournament Record: 7-5 (.583)
 Assistant Coaches:
 Nikki Newman James Madison, 2014
 Jayda Worthy Radford, 2018
 Dir. of Basketball Operations: Carlie Clary
 Athletic Trainer: Maggie Burton
 Basketball Office Phone: 540-831-5303
 Starters Returning/Lost: 2/3
 Letterwinners Returning/Lost: 10/3
 Newcomers: 5
 Arena (capacity): Dedmon Center (3,215)

2019-20 REVIEW

Overall Record: 17-12
 Big South Record (Finish): 15-5 (2nd)
 Big South Tournament: Q'finals (DNP - COVID-19)
 Postseason: none

WOMEN'S BASKETBALL HISTORY

First year of Basketball: 1971-72
 Overall Record: 772-578 (.572)
 NCAA Tournament Appearances: 4
 (1994-95-96-19)
 NCAA Tournament Record: 0-4
 WNIT Appearances: 5 (1989-08-15-17-18)
 WNIT Record: 3-5
 Last postseason opponent: Maryland,
 2019 NCAA First Round (L, 51-73)

Big South Regular-Season Record: 332-188 (.638)
 Big South Regular-Season Championships: 7
 (1987-88-89-90-92-17-19)
 Big South Tournament Record: 42-23 (.646)
 Big South Tournament Championships: 10
 (1987-88-90-91-92-93-94-95-96-19)

MEDIA RELATIONS INFORMATION

Women's Basketball Contact: Asha Evans
 Email: anevans@radford.edu
 Phone: 540-831-6884
 Cell: 828-446-9172
 Press Row: 540-831-6190
 Athletic Website: RadfordAthletics.com
 Twitter Feed: @Radford_WBB

2020-21 SCHEDULE

DATE	OPPONENT	TIME
Nov. 25	at North Carolina	1:00pm
Nov. 29	at N.C. State	2:00pm
Dec. 6	at Marshall	1:00pm
Dec. 9	WILLIAM & MARY	6:00pm
Dec. 12	at Georgia	12:00pm
Dec. 15	at Longwood *	TBA
Dec. 16	at Longwood *	TBA
Dec. 30	PRESBYTERIAN *	4:00pm
Dec. 31	PRESBYTERIAN *	2:00pm
Jan. 4	at Hampton *	6:00pm
Jan. 5	at Hampton *	4:00pm
Jan. 9	CHARLESTON SOUTHERN *	5:00pm
Jan. 10	CHARLESTON SOUTHERN *	3:00pm
Jan. 15	at Gardner-Webb *	TBA
Jan. 16	at Gardner-Webb *	TBA
Jan. 22	UNC ASHEVILLE *	5:00pm
Jan. 23	UNC ASHEVILLE *	3:00pm
Jan. 29	at USC Upstate *	6:00pm
Jan. 30	at USC Upstate *	4:00pm
Feb. 5	CAMPBELL *	5:00pm
Feb. 6	CAMPBELL *	3:00pm
Feb. 12	at Winthrop *	6:00pm
Feb. 13	at Winthrop *	5:00pm
Feb. 19	HIGH POINT *	5:00pm
Feb. 20	HIGH POINT *	3:00pm
March 9-14	at Big South Championship	TBA

* - Big South Conference game

HOME GAMES IN ALL CAPS

Dates, times and sites subject to change. All times EST

2020-21 NUMERICAL ROSTER

NO.	NAME	YR	POS	HT	HOMETOWN / HIGH SCHOOL (PREVIOUS)
0	Rachel Lalonde	So.	F	6-1	Statesville, N.C. / North Iredell
1	Destinee Marshall	Fr.	G	5-5	Louisville, Ky. / Sacred Heart Academy
2	Tina Lindenfeld	Sr.	F	6-1	Richmond, Va. / Midlothian
3	Ariel Williams	Sr.	G	5-9	Arlington, Texas / Lamar (Western Oklahoma State Col.)
5	Danielle Montelbano	Fr.	G	5-8	Boynton Beach, Fla. / Grandview Preparatory School
11	Antalazia Baker	Fr.	G	5-10	Savannah, Ga. / Sol C Johnson
12	Bryonna McClean	Jr.	G	5-9	Virginia Beach, Va. / Princess Anne
14	Makaila Wilson	Jr.	G	5-10	Nashville, Tenn. / Brentwood Academy
22	Ashley Tudor	Fr.	G	5-11	Cincinnati, Ohio / Mercy McCauley
23	Aiden Rainford	Jr.	F	6-1	Toronto, Ontario / Lincoln Prep (Asa College)
24	Kyanna Morgan	Fr.	G	5-10	Charlotte, N.C. / Vance
30	Taiye Johnson	So.	C	6-5	Richmond, Va. / Meadowbrook
31	Kinsley Lewis	So.	F/C	6-3	Bealeton, Va. / Liberty HS
35	Amele Ngwafang	Jr.	F	6-0	Silver Spring, Md. / Paint Branch
42	Laney Corbin	Sr.	F	6-0	Stanley, Va. / Page County



2019-20 STATISTICS (returners in ALL CAPS)

NAME	GP-GS	MIN	FG-FGA	PCT	3P-3PA	PCT	FT-FTA	PCT	OFF	DEF	REB	AVG	PF-FO	AST	TO	BLK	STL	PTS	PPG
Khiana Johnson	29-29	970	124-370	.335	29-90	.322	68-103	.660	7	68	75	2.6	33-0	128	116	4	25	345	11.9
Sydney Nunley	28-20	578	117-217	.539	0-1	.000	67-106	.632	57	153	210	7.5	82-4	24	53	25	13	301	10.8
AMELE NGWAFANG	29-8	602	69-165	.418	0-0	.000	109-172	.634	103	131	234	8.1	69-1	12	48	15	27	247	8.5
MAKAILA WILSON	29-0	639	76-205	.371	58-149	.389	17-22	.773	6	42	48	1.7	51-1	33	42	3	17	227	7.8
AIDEN RAINFORD	29-29	720	75-162	.463	1-7	.143	36-58	.621	56	100	156	5.4	87-4	19	52	20	22	187	6.4
BRYONNA MCCLEAN	26-18	638	56-149	.376	9-33	.273	23-31	.742	22	86	108	4.2	36-0	42	34	5	17	144	5.5
TINA LINDENFELD	29-13	592	45-151	.298	28-103	.272	17-20	.850	12	42	54	1.9	33-1	24	27	5	9	135	4.7
Jen Falconer	28-28	818	35-145	.241	22-98	.224	7-13	.538	4	91	95	3.4	41-0	56	45	1	21	99	3.5
RACHEL LALONDE	21-0	120	13-21	.619	3-8	.375	1-3	.333	5	18	23	1.1	16-0	4	8	3	5	30	1.4
ARIEL WILLIAMS	12-0	41	2-8	.250	0-2	.000	5-6	.833	1	2	3	0.3	2-0	4	9	0	4	9	0.8
TAIYE JOHNSON	9-0	26	2-5	.400	0-0	.000	0-2	.000	2	5	7	0.8	5-0	0	1	1	0	4	0.4
LANEY CORBIN	15-0	55	1-6	.167	0-3	.000	4-6	.667	1	4	5	0.3	10-0	2	4	0	0	6	0.4
TEAM									54	86	140	4.8			23				
RADFORD	29	5800	615-1604	.383	150-494	.304	354-542	.653	330	828	1158	39.9	465-11	348	462	82	160	1734	59.8
OPPONENTS	29	5800	610-1657	.368	164-526	.312	298-429	.695	273	760	1033	35.6	503-17	286	411	105	223	1682	58.0

HEAD COACH

MIKE McGUIRE

8th season at Radford
133-87 (.605)

HOMETOWN:

Vinton, Va.

ALMA MATER (YEAR):

Roanoke College (2000)

COACHING CAREER:

RADFORD - Head Coach 2013-present
Richmond - Assistant Coach 2008-13
Hidden Valley HS - Head Coach 2006-08
William Byrd HS - Head Coach 2002-06
Roanoke College - Assistant Coach 2001-02

COACHING & CAREER HIGHLIGHTS

- Named Radford's seventh women's basketball coach on April 24, 2013
- Ranks eighth in Big South history in overall wins (133) and seventh in league victories (93)
- Second coach in Big South annals with three consecutive 15-win Big South campaigns
- Has guided RU to six consecutive 10-win Big South seasons for the first time in program history (88 wins in that span)
- The Highlanders' 17 Big South wins in 2018-19 set a program record
- Directed Highlanders to three-straight 20-win seasons from 2016-19, the program's first such streak since 1987-90
- Has made four postseason appearances in the last six seasons (1-NCAA, 3-WNIT), including a 63-62 overtime win at Penn State in 2018 WNIT First Round
- Led Highlanders to the 2016-17 Big South Regular-Season Championship -- the school's first since 1991-92
- Led Radford to Big South Championship game in 2017 for the first time since 2008
- Despite a 2015-16 season ravaged by injuries, steered Radford to its most wins (18) since 2007-08
- Three-time Big South Coach of the Year (2015, 2018, 2019) ... Honored in 2014-15 for leading Highlanders to second-place finish and +9-win improvement in league play
- Radford's 10-win overall improvement from the 2013-14 season to the 2014-15 season tied for the sixth-best turnaround in the country
- In five seasons as an assistant coach at Richmond, helped lead the Spiders to five-straight postseason berths and a 101-60 overall record
- Helped the Spiders post three 20-win seasons during his tenure, including an appearance in the Atlantic-10 Championship game in 2009
- Named one of the top assistant coaches in the nation by Florida Basketball Magazine in 2011-12 and 2012-13
- Recognized as one of the Top-14 Mid-Major assistant coaches in the nation by National Basketball Insider in 2001-12
- Also served as scouting coordinator while at Richmond
- Accumulated a 105-52 record in six years as a high school head coach
- Led Hidden Valley HS in Roanoke, Va., to back-to-back Virginia Group AA state basketball titles in 2007 and 2008, as well as a 55-5 overall record
- Twice earned Virginia Group AA State Coach of the Year, Regional Coach of the Year and River Ridge District Coach of the Year honors at Hidden Valley
- Was head coach at his alma mater, William Byrd HS, where he compiled a 50-47 overall record and led the Terriers to their first regional postseason berth in seven years

MIKE McGUIRE'S HEAD COACHING RECORD


YEAR	SCHOOL	OVERALL	BIG SOUTH
2013-14	Radford	7-23	5-15
2014-15	Radford	17-14	14-6
2015-16	Radford	18-13	13-7
2016-17	Radford	24-9	14-4
2017-18	Radford	24-9	15-3
2018-19	Radford	26-7	17-1
2019-20	Radford	17-12	15-5
CAREER TOTALS		133-87	93-41



KEEP AN EYE ON...

#35 AMELE NGWAFANG JR • F • 6-0

NOTES: Ranked on a national scale for rebounds per game, free throw attempts, and made ... Seven double-doubles ... Scored in double digits 13 times ... 10 games with 10 rebounds or more ... Career performance vs. USC Upstate with 23 points and 13 made free throws ... College Sports Madness Player of the Week on Jan. 6 ... 103 free throws made while shooting 63.4 percent ... 8.0 rebounds per game ... Ranked in the Big South for defensive rebounds, offensive rebounds, blocked shots, free throw percentage, and rebounding.



2019-20 RESULTS (17-12, 15-5 Big South)

Nov. 8	at Vanderbilt	L, 46-80
Nov. 12	at South Carolina State	W, 60-45
Nov. 17	vs. West Virginia %	L, 37-74
Nov. 21	at East Tennessee State	W, 67-43
Nov. 26	MOUNT ST. MARY'S	L, 58-75
Nov. 30	at Morehead State	L, 62-73
Dec. 8	at Ohio State	L, 57-70
Dec. 15	AMERICAN	L, 55-59
Dec. 20	at Alabama	L, 51-85
Dec. 31	PRESBYTERIAN *	W, 54-42
Jan. 4	CHARLESTON SOUTHERN *	W, 72-35
Jan. 6	at High Point *	L, 58-68
Jan. 9	at Hampton *	L, 48-51
Jan. 11	UNC ASHEVILLE *	L, 50-63
Jan. 14	at Longwood *	W, 62-61
Jan. 18	WINTHROP *	W, 54-53
Jan. 21	at USC Upstate *	W, 57-41
Jan. 25	at Gardner-Webb *	W, 84-73
Jan. 28	CAMPBELL *	L, 32-43
Feb. 1	at Presbyterian *	W, 65-39
Feb. 4	GARDNER-WEBB *	W, 65-51
Feb. 8	at Charleston Southern *	W, 64-40
Feb. 15	at Campbell *	W, 48-42
Feb. 18	LONGWOOD *	W, 88-76
Feb. 22	HIGH POINT *	L, 63-64
Feb. 25	USC UPSTATE *	W, 78-57
Feb. 29	at Winthrop *	W, 56-50
March 4	at UNC Asheville *	W, 73-66
March 7	HAMPTON *	W, 70-63
March 12	(10) USC UPSTATE #	canceled

* - Big South Conference game
- Big South Tournament game

% - Beckley, W.Va.
HOME GAMES IN BOLD CAPS



2020-21 UNC ASHEVILLE MEN'S BASKETBALL

UNIVERSITY QUICK FACTS

Location: _____ Asheville, N.C.
 Founded: _____ 1927
 Enrollment: _____ 3,600
 Nickname: _____ Bulldogs
 School Colors: _____ Royal Blue & White
 Chancellor: _____ Nancy Cable
 Athletics Director: _____ Janet Cone
 Senior Woman Administrator: _____ Terri Brne
 Faculty Athletics Representative: _____ Jeff Wilcox
 Athletic Dept. Phone: _____ 828-251-6459

MEN'S BASKETBALL QUICK FACTS

Head Coach: _____ Mike Morrell (3rd season)
 Alma Mater: _____ Milligan College, 2005
 Career Record: _____ 19-43 (2 years)
 School Record: _____ 19-43 (2 years)
 Big South Record: _____ 10-24 (.294)
 Big South Tournament Record: _____ 1-2 (.333)
 Assistant Coaches:
 Mike Venezia _____ Colgate, 2012
 Neil Dixon _____ West Virginia, 2006
 Woody Taylor _____ Eckerd, 2013
 Dir. of Basketball Operations: _____ Jack Warren
 Athletic Trainer: _____ Tim White
 Basketball Office Phone: _____ 828-251-6935
 Starters Returning/Lost: _____ 5/0
 Letterwinners Returning/Lost: _____ 10/4
 Newcomers: _____ 5
 Arena (capacity): _____ Kimmel Arena (3,200)

2019-20 REVIEW

Overall Record: _____ 15-16
 Big South Record (Finish): _____ 8-10 (T-5th)
 Big South Tournament: _____ Quarterfinals
 Postseason: _____ none

MEN'S BASKETBALL HISTORY

First year of Basketball: _____ 1964-65
 Overall Record: _____ 821-803 (.506)
 NCAA Tournament Appearances: _____ 4
 _____ (2003-11-12-16)
 NCAA Tournament Record: _____ 2-4
 NIT Appearances: _____ 2 (2008-18)
 NIT Record: _____ 0-2
 CIT Appearances: _____ 1 (2017)
 CIT Record: _____ 0-1
 Last postseason opponent: _____ Southern Cal,
 _____ 2018 NIT First Round (L, 98-103 - 2OT)
 Big South Regular-Season Record: 280-240 (.538)
 Big South Regular-Season Championships: _____ 7
 _____ 1997-98-02-08-12-17-18
 Big South Tournament Record: _____ 34-29 (.540)
 Big South Tournament Championships: _____ 5
 _____ 1989-03-11-12-16

MEDIA RELATIONS INFORMATION

Men's Basketball Contact: _____ Phil Marcello
 Email: _____ pmarcell@unca.edu
 Phone: _____ 828-250-2392
 Cell: _____ 804-381-1193
 Press Row: _____ 828-301-7919
 Athletic Website: _____ uncabulldogs.com
 Twitter Feed: _____ @UNCAsvIMBB

2020-21 SCHEDULE

DATE	OPPONENT	TIME
Nov. 27-28	MAKO MEDICAL ASHEVILLE CLASSIC	
Nov. 27	UNC WILMINGTON	3:30pm
Nov. 28	WESTERN CAROLINA	4:00pm
Dec. 5	SOUTH CAROLINA STATE	2:00pm
Dec. 8	EAST TENNESSEE STATE ^	7:00pm
Dec. 11	HIGH POINT *	5:00pm
Dec. 12	HIGH POINT *	3:00pm
Dec. 16	at Chattanooga	7:00pm
Dec. 22	at Marshall	TBA
Dec. 30	at Longwood *	TBA
Dec. 31	at Longwood *	TBA
Jan. 4	PRESBYTERIAN *	TBA
Jan. 5	PRESBYTERIAN *	TBA
Jan. 9	at Hampton *	3:00pm
Jan. 10	at Hampton *	1:00pm
Jan. 14	CHARLESTON SOUTHERN *	TBA
Jan. 15	CHARLESTON SOUTHERN *	TBA
Jan. 19	at Gardner-Webb *	TBA
Jan. 20	at Gardner-Webb *	TBA
Jan. 24	RADFORD *	TBA
Jan. 25	RADFORD *	TBA
Feb. 4	at USC Upstate *	TBA
Feb. 5	at USC Upstate *	5:30pm
Feb. 11	CAMPBELL *	TBA
Feb. 12	CAMPBELL *	TBA
Feb. 18	at Winthrop *	6:00pm
Feb. 19	at Winthrop *	6:00pm
March 2-7	at Big South Championship	TBA

^ - Harrah's Cherokee Center - Asheville, N.C.

* - Big South Conference game

HOME GAMES IN ALL CAPS

Dates, times and sites subject to change. All times EST

2020-21 NUMERICAL ROSTER

NO.	NAME	YR	POS	HT	WT	HOMETOWN / HIGH SCHOOL (PREVIOUS)
0	Lavar Batts Jr.	R-Jr.	G	6-3	185	Concord, N.C. / Jay M. Robinson (N.C. State)
1	Jamon Battle	So.	G	6-5	210	Richmond, Va. / LC Bird
2	LJ Thorpe	R-Jr.	G	6-5	215	West Palm Beach, Fla. / Royal Palm Beach
3	Tajion Jones	R-Jr.	G	6-5	190	Oak Ridge, Tenn. / Oak Ridge
4	Raquan Brown	So.	G	6-3	205	Charlotte, N.C. / Butler (New Orleans)
5	Trent Stephney	So.	G	6-2	160	Knoxville, Tenn. / Bearden
10	Evan Clayborne	Gr.	F	6-6	228	Dayton, Ohio / Thurgood Marshall (N.C. Central)
11	BJ Marable	Fr.	F	6-9	220	Knoxville, Tenn. / Grace Christian Academy
14	Luke Lawson	Jr.	F	6-7	180	Coeburn, Va. / Eastside
20	DeVon Baker	Jr.	G	6-2	190	Dayton, Ohio / Spire Academy
22	Coty Jude	Jr.	F	6-9	190	Fort Gay, W.Va. / Believe Sports Academy
23	BJ McLaurin	So.	F	6-7	225	Fayetteville, N.C. / Seventy-First (Chowan)
24	AJ McBride	So.	G	6-1	190	Houston, Texas / Manvel
30	Deacon Heath	Jr.	G	6-0	170	Banner Elk, N.C. / Avery County
55	Silas Mason	Fr.	F	6-7	180	Greensboro, N.C. / Ben L. Smith



2019-20 STATISTICS (returners in ALL CAPS)

NAME	GP-GS	MIN	FG-FGA	PCT	3P-3PA	PCT	FT-FTA	PCT	OFF	DEF	REB	AVG	PF-FO	AST	TO	BLK	STL	PTS	PPG
DEVON BAKER	31-31	1021	185-410	.451	47-138	.341	95-124	.766	14	68	82	2.6	71-0	45	57	7	47	512	16.5
LJ THORPE	31-31	883	152-313	.486	19-47	.404	107-156	.686	52	147	199	6.4	91-3	71	77	5	43	430	13.9
TAJION JONES	31-31	1034	155-305	.508	65-155	.419	49-75	.653	49	84	133	4.3	52-1	21	33	7	26	424	13.7
LAVAR BATTS JR.	31-31	853	142-283	.502	20-70	.286	91-126	.722	12	70	82	2.6	99-7	76	67	7	55	395	12.7
COTY JUDE	31-31	842	108-252	.429	72-191	.377	21-37	.568	28	94	122	3.9	87-2	29	36	15	19	309	10.0
TRENT STEPHNEY	31-0	579	32-100	.320	12-42	.286	13-31	.419	4	32	36	1.2	51-0	54	32	3	38	89	2.9
Jeremy Peck	22-0	208	17-30	.567	0-0	.000	8-13	.615	20	32	52	2.4	38-0	8	15	1	4	42	1.9
AJ McBRIDE	8-0	44	5-12	.417	1-4	.250	3-9	.333	2	6	8	1.0	7-0	5	4	0	3	14	1.8
JAMON BATTLE	29-0	264	17-27	.630	0-0	.000	15-31	.484	18	35	53	1.8	37-1	8	10	16	10	49	1.7
Stephen Edoka	4-0	17	3-10	.300	0-4	.000	0-0	.000	5	3	8	2.0	3-0	0	1	0	0	6	1.5
LUKE LAWSON	13-0	73	6-26	.231	1-18	.056	2-2	1.000	6	6	12	0.9	13-0	1	2	3	3	15	1.2
Cress Worthy	18-0	148	8-22	.364	3-9	.333	0-2	.000	4	13	17	0.9	24-0	7	8	1	2	19	1.1
Jax Levitch	21-0	242	7-32	.219	3-23	.130	5-14	.357	18	34	52	2.5	29-1	9	3	8	5	22	1.0
DEACON HEATH	2-0	17	0-2	.000	0-2	.000	0-0	.000	0	0	0	0.0	2-0	2	0	0	0	0	0.0
TEAM									38	56	94	3.0			12				
UNC ASHEVILLE	31	6225	837-1824	.459	243-703	.346	409-620	.660	270	680	950	30.6	604-15	336	357	73	255	2326	75.0
OPPONENTS	31	6225	843-1670	.505	194-521	.372	438-662	.662	282	835	1117	36.0	565-8	428	518	86	148	2318	74.8

HEAD COACH

MIKE MORRELL

3rd season at UNC Asheville
19-43 (.306)

HOMETOWN:

Elizabethton, Tenn.

ALMA MATER (YEAR):

Milligan College (2005)

COACHING CAREER:


UNC ASHEVILLE - Head Coach 2018-present
Texas - Assistant Coach 2015-18
VCU - Assistant Coach 2011-15
CHARLESTON SOUTHERN - Assistant Coach 2010-11
Clemson - Director of Basketball Operations 2008-10
Clemson - Graduate Assistant 2007-08
King College - Assistant Coach 2005-07

COACHING & CAREER HIGHLIGHTS

- Named the seventh head coach in program history on April 11, 2018
- In second season, led Asheville to +11 overall win improvement, as well as 6-win increase in league victories to tie for fifth in the standings
- Bulldogs finished fourth in the nation in turnover margin in 2019-20 (+5.2)
- UNC Asheville was the only Division I program to have four freshmen to score 20 or more points in a game in 2018-19
- Spent most of his coaching career on **SHAKA SMART's** staffs at both Texas and VCU
- Named the top recruiter in the country under the age of 35 in 2015 by ESPN, Morrell has helped coach a team to the NCAA Tournament in nine of his 11 years at the NCAA Division I level
- As the primary recruiting coordinator at Texas, Morrell helped sign two top-5 and one top-20 class
- Helped develop **JARRETT ALLEN** while at Texas, who later was selected as the No. 22 pick by the Brooklyn Nets in the 2017 NBA Draft
- The Longhorns advanced to the NCAA Tournament twice in three seasons with Morrell on the sidelines (2015-16 and 2017-18)
- During his four seasons at VCU, the Rams posted an overall record of 108-35 (.755) and made four NCAA Tournament appearances
- VCU was ranked in the final Associated Press poll three times -- 2012-13 (No. 25), 2013-14 (No. 24) and 2014-15 (No. 25)
- Spent the 2010-11 season on **BARCLAY RADEBAUGH's** staff at Charleston Southern
- Coached three years under **OLIVER PURNELL** at Clemson and helped Tigers to three consecutive NCAA Tournament berths
- Began his coaching career at King College, and helped the Tornado win the 2007 Appalachian Athletic Conference Tournament and NAIA National Tournament first round appearance
- Also served as the head coach of the golf team at King
- Was a basketball and golf standout at Milligan College
- Three-year basketballs starter and 1,000-point scorer, helped the Buffaloes earn a spot in the NAIA National Tournament as a freshman in 2000-01
- Two-time all-league selection in golf, led Milligan to the 2003 conference championship in 2003

MIKE MORRELL'S HEAD COACHING RECORD

YEAR	SCHOOL	OVERALL	BIG SOUTH
2018-19	UNC Asheville	4-27	2-14
2019-20	UNC Asheville	15-16	8-10
CAREER TOTALS		19-43	10-24



KEEP AN EYE ON...

#2 LJ THORPE

R-JR • G • 6-5 • 215

NOTES: A 2019-20 Big South Honorable Mention selection ... Became the second player in program history with a triple-double, with 17 points, a career-high 13 rebounds and a career-high 10 assists at Hampton (2/10) ... Finished second on the team and 11th in the Big South, averaging 13.9 points per game ... Finished the year with four 20-point outings, including 22 points against Tennessee (11/5), helping him earn his first Big South Player of the Week nod.



2019-20 RESULTS (15-16, 8-10 Big South)

Nov. 5	at #25 Tennessee	L, 63-78
Nov. 9	at The Citadel	W, 91-76
Nov. 13	at Wake Forest	L, 79-98
Nov. 16	BREVARD	W, 87-73
Nov. 21	ST. ANDREWS	W, 105-69
Dec. 3	at Charlotte	W, 83-75
Dec. 7	at Western Carolina	L, 77-78
Dec. 11	at South Carolina State	(OT) L, 85-90
Dec. 14	UT-MARTIN	W, 91-72
Dec. 17	STETSON	W, 78-76
Dec. 21	CHATTANOOGA	L, 64-68
Jan. 2	at Presbyterian *	L, 77-79
Jan. 8	CAMPBELL *	L, 62-64
Jan. 11	at Charleston Southern *	W, 71-69
Jan. 16	HIGH POINT *	L, 66-68
Jan. 18	HAMPTON *	L, 86-88
Jan. 20	at Longwood *	W, 71-66
Jan. 23	RADFORD *	W, 80-67
Jan. 25	at USC Upstate *	L, 63-80
Jan. 30	GARDNER-WEBB *	L, 56-70
Feb. 1	at Winthrop *	L, 71-104
Feb. 6	USC UPSTATE *	W, 84-71
Feb. 10	at Hampton *	L, 70-80
Feb. 13	LONGWOOD *	W, 73-71
Feb. 15	CHARLESTON SOUTHERN *	W, 79-75
Feb. 20	at Radford *	L, 64-79
Feb. 22	PRESBYTERIAN *	W, 75-64
Feb. 27	at High Point *	W, 80-76
Feb. 29	at Campbell *	L, 69-78
March 3	(11) CAMPBELL #	W, 72-68
March 5	vs. (3) Gardner-Webb #	L, 62-72

* - Big South Conference game

- Big South Tournament game

HOME GAMES IN BOLD CAPS



2020-21 UNC ASHEVILLE WOMEN'S BASKETBALL

UNIVERSITY QUICK FACTS

Location: Asheville, N.C.
 Founded: 1927
 Enrollment: 3,600
 Nickname: Bulldogs
 School Colors: Royal Blue & White
 Chancellor: Nancy Cable
 Athletics Director: Janet Cone
 Senior Woman Administrator: Terri Brne
 Faculty Athletics Representative: Jeff Wilcox
 Athletic Dept. Phone: 828-251-6459

WOMEN'S BASKETBALL QUICK FACTS

Head Coach: Honey Brown (1st season)
 Alma Mater: Maryville, 1994
 Career Record: 0-0 (1st year)
 School Record: 0-0 (1st year)
 Big South Record: n/a
 Big South Tournament Record: n/a
 Assistant Coaches:
 Andre Jurko Florida, 2016
 Paige Love UNC Asheville, 2016
 Dyandria Anderson Florida, 2018
 Dir. of Basketball Operations: Jessica Wall
 Athletic Trainer: Justin Byland
 Basketball Office Phone: 828-232-2413
 Starters Returning/Lost: 2/3
 Letterwinners Returning/Lost: 5/7
 Newcomers: 5
 Arena (capacity): Kimmel Arena (3,200)

2019-20 REVIEW

Overall Record: 16-14
 Big South Record (Finish): 9-11 (6th)
 Big South Tournament: Q'finals (DNP - COVID-19)
 Postseason: none

WOMEN'S BASKETBALL HISTORY

First year of Basketball: 1975-76
 Overall Record: 497-759 (.396)
 NCAA Tournament Appearances: 3 (2007-16-17)
 NCAA Tournament Record: 0-3
 WBI Appearances: 2 (2018-19)
 WBI Record: 0-2
 Last postseason opponent: Appalachian State, 2019 WBI First Round (L, 55-57)

Big South Regular-Season Record: 194-320 (.377)
 Big South Regular-Season Championships: 1
 2016
 Big South Tournament Record: 22-30 (.423)
 Big South Tournament Championships: 3
 2007-16-17

MEDIA RELATIONS INFORMATION

Women's Basketball Contact: Andy Fisher
 Email: afisher3@unca.edu
 Phone: 828-251-6931
 Cell: 320-583-3658
 Press Row: 828-301-7919
 Athletic Website: uncabulldogs.com
 Twitter Feed: @UNCAsVBulldogs

2020-21 SCHEDULE

DATE	OPPONENT	TIME
Nov. 25	WESTERN CAROLINA	1:00pm
Nov. 29	at Appalachian State	2:00pm
Dec. 6	WOFFORD	2:00pm
Dec. 9	FLORIDA	4:00pm
Dec. 12	at South Carolina State	TBA
Dec. 19	at High Point *	2:00pm
Dec. 20	at High Point *	2:00pm
Dec. 30	LONGWOOD *	2:00pm
Dec. 31	LONGWOOD *	2:00pm
Jan. 4	at Presbyterian *	6:00pm
Jan. 5	at Presbyterian *	5:00pm
Jan. 9	HAMPTON *	2:00pm
Jan. 10	HAMPTON *	2:00pm
Jan. 15	at Charleston Southern *	7:00pm
Jan. 16	at Charleston Southern *	5:00pm
Jan. 22	at Radford *	5:00pm
Jan. 23	at Radford *	3:00pm
Feb. 5	USC UPSTATE *	5:00pm
Feb. 6	USC UPSTATE *	4:00pm
Feb. 12	at Campbell *	TBA
Feb. 13	at Campbell *	TBA
Feb. 19	WINTHROP *	5:00pm
Feb. 20	WINTHROP *	4:00pm
Feb. 26	GARDNER-WEBB *	5:00pm
Feb. 27	GARDNER-WEBB *	4:00pm
March 9-14	at Big South Championship	TBA

* - Big South Conference game

HOME GAMES IN ALL CAPS

Dates, times and sites subject to change. All times EST

2020-21 NUMERICAL ROSTER

NO.	NAME	YR	POS	HT	HOMETOWN / HIGH SCHOOL (PREVIOUS)
0	Nadiria Evans	Sr.	G	5-8	Gainesville, Fla. / Oak Hall School
1	Amaryah Corpening	Sr.	G	5-7	Morgantown, N.C. / Freedom
2	Tamiah Lewis	Sr.	G	5-7	Atlanta, Ga. / Greater Atlanta Christian
3	Lani Woods	Fr.	G	5-10	Asheville, N.C. / North Buncombe
5	Maliyah Lockett	R-Fr.	G	5-9	Blythewood, S.C. / Westwood
11	Jamia Blake	Fr.	G	5-8	Rock Hill, S.C. / South Pointe
12	Raquel Cassidy	So.	F	5-11	Gainesville, Fla. / PK Yonge (College of Central Florida)
14	Amanda Blake	Fr.	F	6-2	Phoenix, Ariz. / Ashley Ridge
22	Summer Dilwood	R-Fr.	G	5-9	Atlanta, Ga. / Tucker
23	Faith Adams	So.	G	5-6	Murfreesboro, Tenn. / Oakland
24	Kai Carter	So.	G	6-0	Atlanta, Ga. / Paideia
40	Abigail Wilson	Fr.	F	5-11	China Grove, N.C. / West Rowan



2019-20 STATISTICS (returners in ALL CAPS)

NAME	GP-GS	MIN	FG-FGA	PCT	3P-3PA	PCT	FT-FTA	PCT	OFF	DEF	REB	AVG	PF-FO	AST	TO	BLK	STL	PTS	PPG
NADIRIA EVANS	30-30	864	157-362	.434	12-35	.343	102-152	.671	35	90	125	4.2	65-1	59	85	4	38	428	14.3
Sonora Dengokl	30-29	884	134-320	.419	5-11	.455	87-125	.696	51	95	146	4.9	58-1	43	85	4	18	360	12.0
Brooke Jordan-Brown	30-30	724	97-169	.574	0-0	.000	53-87	.609	117	197	314	10.5	60-2	12	58	20	10	247	8.2
AMARYAH CORPENING	30-30	951	67-202	.332	29-104	.279	30-49	.612	4	59	63	2.1	53-1	62	41	2	24	193	6.4
Zip Scott	28-27	863	53-212	.250	41-147	.279	12-16	.750	22	88	110	3.9	41-0	39	33	0	22	159	5.7
Evonna McGill	27-0	329	49-105	.467	0-0	.000	26-39	.667	36	57	93	3.4	55-2	2	25	12	12	124	4.6
Juliet Esadah	4-0	36	5-10	.500	0-0	.000	3-4	.750	7	6	13	3.3	2-0	1	4	0	1	13	3.3
Jimeshia Lawson	28-2	454	34-93	.366	0-0	.000	10-29	.345	43	41	84	3.0	47-0	11	31	0	7	78	2.8
TAMIAH LEWIS	29-2	274	24-76	.316	16-52	.308	3-4	.750	10	20	30	1.0	16-0	10	8	0	7	67	2.3
KAI CARTER	23-0	157	13-43	.302	5-19	.263	16-24	.667	11	18	29	1.3	10-0	1	15	1	7	47	2.0
FAITH ADAMS	30-0	257	19-60	.317	8-33	.242	9-14	.643	4	17	21	0.7	28-0	16	21	0	6	55	1.8
Nia Washington	18-0	117	7-32	.219	2-15	.133	8-12	.667	11	14	25	1.4	8-0	4	7	0	5	24	1.3
Skye Green	17-0	90	5-20	.250	0-0	.000	10-12	.833	14	16	30	1.8	14-0	3	15	3	2	20	1.2
TEAM									71	86	157	5.2			20				
UNC ASHEVILLE	30	6000	664-1704	.390	118-416	.284	369-567	.651	436	804	1240	41.3	457-7	263	448	46	159	1815	60.5
OPPONENTS	30	6000	641-1685	.380	168-534	.315	290-403	.720	286	695	981	32.7	535-7	303	387	100	201	1740	58.0

HEAD COACH HONEY BROWN

1st season as head coach



HOMETOWN:

Seiverville, Tennessee

ALMA MATER (YEAR):

Maryville College (1994)

COACHING CAREER:

UNC ASHEVILLE - Head Coach 2020-present
 UNC ASHEVILLE - Associate Head Coach 2018-20
 UNC ASHEVILLE - Assistant Coach 2012-18
 Saint Louis - Assistant Coach 2008-12
 Ohio - Assistant Coach 1999-03
 Central Florida - Assistant Coach 1998-99
 Lenoir City High School 1994-98

COACHING & CAREER HIGHLIGHTS

- Named 11th head coach in program history on April 7, 2020
- Helped Asheville to two Big South Championships (2016-17), three consecutive Championship game appearances (2016-17-18), and four NCAA postseason berths (NCAA - 2016-17, WBI - 2018-19) during her time as an assistant with the Bulldogs
- Part of the Asheville coaching staff that helped the Bulldogs post a 9-win improvement in Big South play from 2014-15 and 14 overall, as well as to a 9-game overall improvement in 2013-14, including a +7 in Big South wins
- Asheville entered the Collegeinsider.com Mid-Major Top 25 rankings in 2015-16 for the first time and reached as high as No. 21
- Led Asheville into the Big South Tournament quarterfinals in 2014, the program's first conference tournament win since winning the title in 2007
- Asheville's 83-80 overtime home win over Liberty on Jan. 18, 2014 was its first home win over the Lady Flames in 17 years
- Worked primarily with point guards while at Saint Louis
- Started her coaching career at Lenoir City (Tenn.) High School in 1994, and helped LCHS to state tournament in 1998
- Helped Maryville to four consecutive NCAA Division III Tournament appearances -- including two "Sweet Sixteen" berths
- Was nation's third-leading 3-point shooter as a junior, in addition to being a two-time team captain her final two seasons.

HONEY BROWN'S HEAD COACHING RECORD

YEAR	SCHOOL	OVERALL	BIG SOUTH
First season as a head coach			

KEEP AN EYE ON...

#0 NADIRIA EVANS SR • G • 5-8

NOTES: Started all 30 games for the Bulldogs in 2019-20 and led the team in field goals made (157), free throws made (102), points scored (428), and steals (38) ... Scored 20 or more points seven times as well ... Was one of two Bulldogs to receive All-Big South Honorable Mention honors for their play during the 2019-20 season after finishing eighth in the conference in scoring average (14.3 ppg) and third in field goal percentage (.434).



2019-20 RESULTS (16-14, 9-11 Big South)

Nov. 13	LENOIR-RHYNE	W, 68-48
Nov. 18	at Western Carolina	W, 64-47
Nov. 23	at East Tennessee State	W, 72-54
Nov. 29	UNC GREENSBORO	L, 40-67
Dec. 2	MONTREAT	W, 89-45
Dec. 8	SOUTH CAROLINA STATE	W, 82-51
Dec. 15	at Wofford	L, 38-75
Dec. 20	at Miami (Fla.) %	L, 46-75
Dec. 21	vs. Southern %	W, 53-34
Dec. 28	PRESBYTERIAN *	W, 54-39
Dec. 31	at Hampton *	L, 59-68
Jan. 4	CAMPBELL *	W, 60-52
Jan. 6	at USC Upstate *	W, 68-48
Jan. 9	HIGH POINT *	W, 76-60
Jan. 11	at Radford *	W, 63-50
Jan. 14	CHARLESTON SOUTHERN *	L, 48-60
Jan. 21	GARDNER-WEBB *	L, 59-65
Jan. 25	at Longwood *	L, 56-73
Jan. 28	at Winthrop *	W, 50-43
Feb. 1	HAMPTON *	L, 66-76
Feb. 4	LONGWOOD *	L, 51-54
Feb. 8	at Campbell *	L, 52-59
Feb. 11	at Presbyterian *	W, 64-48
Feb. 15	WINTHROP *	W, 65-55
Feb. 18	at Charleston Southern *	L, 54-56
Feb. 22	USC UPSTATE *	W, 53-45
Feb. 25	at Gardner-Webb *	L, 55-85
March 4	RADFORD *	L, 66-73
March 7	at High Point *	L, 62-89
March 10	(11) CHARLESTON SOUTHERN #	W, 82-46
March 12	vs. (3) High Point #	canceled

* - Big South Conference game
 # - Big South Tournament game

% - Miami Holiday Classic
 HOME GAMES IN BOLD CAPS



2020-21 USC UPSTATE MEN'S BASKETBALL

UNIVERSITY QUICK FACTS

Location: Spartanburg, S.C.
 Founded: 1967
 Enrollment: 5,403
 Nickname: Spartans
 School Colors: Green, White & Black
 Interim Chancellor: J. Derham Cole Jr.
 Athletics Director: Daniel Fieg
 Senior Woman Administrator: .. Sarah Gildersleeve
 Faculty Athletics Rep: Dr. Jim Griffis
 Athletic Dept. Phone: 864-503-5141

MEN'S BASKETBALL QUICK FACTS

Head Coach: Dave Dickerson (3rd season)
 Alma Mater: Maryland, 1990
 Career Record: 87-130 (7 years)
 School Record: 19-46 (2 years)
 Big South Record: 8-26 (.235)
 Big South Tournament Record: 1-2 (.333)
 Assistant Coaches:
 Dr. Ron Bradley Eastern Nazarene, 1974
 Stacey Palmore Livingstone College, 1993
 Andrew Garcia Tulane, 2006
 Dir. of Basketball Operations: Chris Logsdon
 Athletic Trainer: Michael Sandago
 Basketball Office Phone: 864-503-5141
 Starters Returning/Lost: 5/0
 Letterwinners Returning/Lost: 11/3
 Newcomers: 4
 Arena (capacity): G.B. Hodge Center (833)

2019-20 REVIEW

Overall Record: 13-20
 Big South Record (Finish): 7-11 (T-7th)
 Big South Tournament: Quarterfinals
 Postseason: none

MEN'S BASKETBALL HISTORY

First year of Basketball: 1967-68
 Overall Record: 804-722 (.527)
 First year of Full-Fledged Division I: 2007-08
 Record in Division I Era: 160-258 (.383)
 NCAA Tournament Appearances (DI): none
 NCAA Tournament Appearances (DII): 6
 (1991-92-96-98-05-06)
 NCAA Tournament Record (DII): 5-6
 Last postseason opponent: Columbus State,
 2006 NCAA Div. II Tournament (L, 88-90 - OT)

Big South Regular-Season Record: 8-26 (.235)
 Big South Regular-Season Championships: none
 Big South Tournament Record: 1-2 (.333)
 Big South Tournament Championships: none

MEDIA RELATIONS INFORMATION

Men's Basketball Contact: William Meyer
 Email: wmeyer2@uscupstate.edu
 Phone: 864-503-5129
 Cell: 864-504-1485
 Press Row: 864-503-5058
 Athletic Website: upstatespartans.com
 Twitter Feed: @UpstateSpartans

2020-21 SCHEDULE

DATE	OPPONENT	TIME
Nov. 25-28	at Furman Tournament	
Nov. 25	SOUTHERN WESLEYAN	2:00pm
Nov. 28	at Furman	2:00pm
Dec. 2	EASTERN KENTUCKY	5:30pm
Dec. 5	N.C. CENTRAL	6:00pm
Dec. 12	WINTHROP *	4:00pm
Dec. 13	WINTHROP *	2:00pm
Dec. 15	at UNC Greensboro	7:00pm
Dec. 22	at Tennessee	TBA
Dec. 30	at High Point *	6:00pm
Dec. 31	at High Point *	6:00pm
Jan. 4	LONGWOOD *	TBA
Jan. 5	LONGWOOD *	TBA
Jan. 9	at Presbyterian *	4:00pm
Jan. 10	at Presbyterian *	2:00pm
Jan. 14	HAMPTON *	TBA
Jan. 15	HAMPTON *	TBA
Jan. 19	at Charleston Southern *	7:00pm
Jan. 20	at Charleston Southern *	7:00pm
Jan. 24	GARDNER-WEBB *	TBA
Jan. 25	GARDNER-WEBB *	5:30pm
Jan. 29	at Radford *	6:00pm
Jan. 30	at Radford *	4:00pm
Feb. 4	UNC ASHEVILLE *	TBA
Feb. 5	UNC ASHEVILLE *	5:30pm
Feb. 18	at Campbell *	TBA
Feb. 19	at Campbell *	TBA
March 2-7	at Big South Championship	TBA

2020-21 NUMERICAL ROSTER

NO.	NAME	YR	POS	HT	WT	HOMETOWN / HIGH SCHOOL (PREVIOUS)
0	Brandon Martin	Jr.	F	6-5	220	Miami, Fla. / Cardinal Newman School
1	Dalvin White	Jr.	G	5-10	170	Norcross, Ga. / Norcross
2	Cartier Jernigan	So.	G	6-1	180	Charlotte, N.C. / West Charlotte
3	Mysta Goodloe	So.	G	6-4	195	Winston-Salem, N.C. / R.J. Reynolds
4	Khydarius Smith	So.	F	6-8	210	Fort Mill, S.C. / Nation Ford
5	Bryson Mzone	Jr.	G/F	6-6	200	North Augusta, S.C. / North Augusta
10	Tommy Bruner	So.	G	6-1	175	Columbia, S.C. / Gray Collegiate Academy
12	Everette Hammond	Jr.	G	6-3	185	Silver Spring, Md. / St. Thomas More School
13	Quentin Hodge	Fr.	G/F	6-5	180	Sumter, S.C. / Lakewood
21	Khavon Moore	R-So.	G/F	6-8	220	Macon, Ga. / Westside (Clemson)
22	Thomas Sheida	R-Fr.	G	6-1	185	Bundaberg, Australia / Cardinal Newman School
23	Dave Dickerson III	R-Fr.	G/F	6-4	205	Inman, S.C. / Dorman
25	Jatayveous Watson	So.	F	6-8	220	Newnan, Ga. / Newnan
34	Josh Aldrich	Jr.	G/F	6-7	205	Wilmington, N.C. / New Hanover
35	Nevin Zink	Jr.	C	6-9	230	Newtown, Conn. / St. Andrews School

* - Big South Conference game

HOME GAMES IN ALL CAPS

Dates, times and sites subject to change. All times EST



2019-20 STATISTICS (returners in ALL CAPS)

NAME	GP-GS	MIN	FG-FGA	PCT	3P-3PA	PCT	FT-FTA	PCT	OFF	DEF	REB	AVG	PF-FO	AST	TO	BLK	STL	PTS	PPG
EVERETTE HAMMOND	33-30	1060	156-396	.394	38-130	.292	128-154	.831	24	123	147	4.5	76-0	78	68	7	39	478	14.5
TOMMY BRUNER	33-32	976	158-383	.413	56-166	.337	89-111	.802	12	57	69	2.1	67-0	76	81	1	30	461	14.0
BRYSON MOZONE	33-4	803	99-245	.404	62-160	.388	29-43	.674	29	110	139	4.2	77-0	20	35	7	15	289	8.8
NEVIN ZINK	33-33	768	88-142	.620	0-1	.000	62-105	.590	59	95	154	4.7	93-1	16	36	22	12	238	7.2
DALVIN WHITE	29-22	762	63-167	.377	32-96	.333	31-46	.674	4	44	48	1.7	59-0	106	36	0	28	189	6.5
BRANDON MARTIN	24-2	323	55-114	.482	1-11	.000	21-39	.538	25	31	56	2.3	31-1	8	30	5	4	132	5.5
CARTIER JERNIGAN	29-11	513	46-140	.329	16-62	.258	18-31	.581	10	71	81	2.8	57-2	66	45	6	27	126	4.3
Thomas Booker	31-1	336	44-108	.407	3-21	.143	30-39	.769	31	40	71	2.3	28-0	8	9	1	17	121	3.9
JOSH ALDRICH	31-23	415	36-77	.468	8-32	.250	15-23	.652	29	57	86	2.8	69-1	12	13	13	5	95	3.1
JATAYVEOUS WATSON	20-5	200	20-33	.606	0-0	.000	10-23	.435	8	25	33	1.7	26-0	9	11	10	6	50	2.5
KHYDARIUS SMITH	24-0	186	24-35	.686	0-0	.000	0-10	.000	10	36	46	1.9	22-0	2	7	6	8	48	2.0
MYSTA GOODLOE	24-1	199	15-55	.273	4-24	.167	7-15	.467	14	33	47	2.0	16-0	12	19	1	3	41	1.7
Mykayle Carter	11-0	43	6-13	.462	4-4	1.000	0-2	.000	2	2	4	0.4	1-0	0	1	1	1	16	1.5
Andrew Tate	5-1	16	1-3	.333	0-0	.000	0-0	.000	0	2	2	0.4	5-0	2	2	0	0	2	0.4
TEAM									62	49	111	3.4			19				
USC UPSTATE	33	6600	811-1911	.424	224-697	.321	440-641	.686	319	775	1094	33.2	627-5	415	412	80	195	2286	69.3
OPPONENTS	33	6600	845-1823	.464	257-719	.357	513-713	.719	318	897	1215	36.8	564-10	407	453	101	193	2460	74.5

HEAD COACH DAVE DICKERSON

3rd season at USC Upstate
19-46 (.292)

HOMETOWN:
Olar, S.C.

ALMA MATER (YEAR):
Maryland (1990)

COACHING CAREER:

USC UPSTATE - Head Coach	2018-present
Ohio State - Associate Head Coach	2012-16
Ohio State - Assistant Coach	2010-12
Tulane - Head Coach	2005-10
Maryland - Associate Head Coach	2004-05
Maryland - Assistant Coach	1996-04
RADFORD - Assistant Coach	1992-96
James Madison - Assistant Coach	1991-92
GARDNER-WEBB - Assistant Coach	1990-91

COACHING & CAREER HIGHLIGHTS

- Named the 10th head coach in program history on April 5, 2018
- In second season, led Spartans to a 6-win improvement in Big South games
- Directed squad to Big South Tournament First Round victory over High Point in 2020 -- the program's first conference tournament win since 2015
- Joined Upstate after spending one year as a scout with the Utah Jazz
- Spent seven seasons on **THAD MATTA's** staff at Ohio State, and was part of 181 victories, five NCAA Tournament berths, two Big Ten regular season titles, three Big Ten Tournament title game appearances, three Sweet 16 appearances, an Elite Eight run in 2013 and the 2012 Final Four
- Guided Tulane to back-to-back winning seasons in 2006-07 and 2007-08, a feat that had not been achieved in the previous 11 years
- NABC District 8 Coach of the Year in 2007-08
- Inherited Green Wave program that had just one winning season in five years prior to his arrival in 2005
- Served under **GARY WILLIAMS** for nine years at Maryland, including the program's first-ever National Championship in 2002
- Helped guide the Terrapins to nine consecutive postseason appearances, including five Sweet 16's and two Final Fours
- Named AFLAC Assistant Coach of the Year in 2003, the ACC's No. 1 Assistant Coach as named by Basketball News (2003-04), Athlon Sports' No. 4 Assistant Coach in the nation (2003-04) and an "Assistant Coach on the Rise" as tabbed by ESPN's **ANDY KATZ**
- Maryland posted eight 20-win seasons during his tenure on the coaching staff, and was the lead recruiter for the program that featured two NBA lottery picks -- **STEVE FRANCIS** (1999) and **CHRIS WILCOX** (2002) -- and four overall first round picks in **KEITH BOOTH** (1997), Francis, Wilcox and **JUAN DIXON** (2002)
- Spent four seasons as an assistant to current Upstate assistant coach **DR. RON BRADLEY** at Radford, which included a 73-72 win over LSU on Dec. 30, 1993
- Began his coaching career at Gardner-Webb for one season before joining **LEFTY DRIESELL** at James Madison in 1991-92 and culminated with a NIT bid
- Played forward at Maryland from 1986-89, was co-captain as a senior in 1989, and saw action in the 1986 and 1988 NCAA Tournaments
- Starter on 1989 team that became the first No. 8 seed to defeat a No. 1 seed in the ACC Tournament when the Terps knocked off N.C. State

DAVE DICKERSON'S HEAD COACHING RECORD

YEAR	SCHOOL	OVERALL	BIG SOUTH
2005-06	Tulane	12-17	
2006-07	Tulane	17-13	
2007-08	Tulane	17-15	
2008-09	Tulane	14-17	
2009-10	Tulane	8-22	
2018-19	USC Upstate	6-26	1-15
2019-20	USC Upstate	13-20	7-11
BIG SOUTH TOTAL		19-46	8-26
CAREER TOTALS		87-130	



KEEP AN EYE ON...

#10 TOMMY BRUNER
SOPH • G • 6-1 • 175

NOTES: Kyle Macy Freshman All-American ... Big South All-Freshman Team member ... College Sports Madness National Player of the Week ... Two-time Big South Freshman of the Week ... Set the Upstate Division I Freshman record for points in a season (461) ... Finished 2nd on the team and 9th in the Big South in scoring average (14.0) ... Finished 2nd on the team and 3rd in the league in free throw percentage (80.2) ... Led the team in made field goals (158).



2019-20 RESULTS (13-20, 7-11 Big South)

Nov. 5	at College of Charleston	L, 55-74
Nov. 8	TRUETT MCCONNELL	W, 103-62
Nov. 11	at N.C. Central %	L, 64-73
Nov. 13	at Virginia Tech	L, 57-80
Nov. 18	at Akron %	L, 45-76
Nov. 20	at #2/2 Louisville %	L, 50-76
Nov. 23	YOUNGSTOWN STATE	L, 61-66
Nov. 30	at Charlotte	L, 47-83
Dec. 3	EASTERN KENTUCKY	W, 79-67
Dec. 8	at Furman	L, 72-84
Dec. 18	at South Carolina State	W, 73-70
Dec. 21	BOB JONES	W, 92-74
Dec. 29	VMI	W, 91-82
Jan. 2	at Charleston Southern *	L, 75-89
Jan. 4	at Longwood *	W, 73-56
Jan. 8	HAMPTON *	W, 83-73
Jan. 16	RADFORD *	L, 59-63
Jan. 18	at Gardner-Webb *	L, 67-83
Jan. 20	HIGH POINT *	L, 62-70
Jan. 23	at Winthrop *	L, 53-79
Jan. 25	UNC ASHEVILLE *	W, 80-63
Jan. 30	at Presbyterian *	W, 77-74
Feb. 1	CAMPBELL *	W, 91-74
Feb. 6	at UNC Asheville *	L, 71-84
Feb. 8	GARDNER-WEBB *	L, 57-88
Feb. 10	CHARLESTON SOUTHERN *	W, 66-52
Feb. 15	at High Point *	L, 54-62
Feb. 20	LONGWOOD *	L, 58-68
Feb. 22	at Radford *	L, 60-81
Feb. 27	WINTHROP *	L, 82-90
Feb. 29	at Hampton *	W, 90-79
March 3	(10) HIGH POINT #	W, 69-59
March 5	vs. (2) Winthrop #	L, 70-106

* - Big South Conference game
- Big South Tournament game

% - Global Sports Shootout
HOME GAMES IN BOLD CAPS



2020-21 USC UPSTATE WOMEN'S BASKETBALL

UNIVERSITY QUICK FACTS

Location: Spartanburg, S.C.
 Founded: 1967
 Enrollment: 5,403
 Nickname: Spartans
 School Colors: Green, White & Black
 Interim Chancellor: J. Derham Cole Jr.
 Athletics Director: Daniel Fieg
 Senior Woman Administrator: .. Sarah Gildersleeve
 Faculty Athletics Rep: Dr. Jim Griffis
 Athletic Dept. Phone: 864-503-5141

WOMEN'S BASKETBALL QUICK FACTS

Head Coach: Becky Burke (1st season)
 Alma Mater: Louisville, 2012
 Career Record: 83-32 (4 years)
 School Record: 0-0 (1st year)
 Big South Record: n/a
 Big South Tournament Record: n/a
 Assistant Coaches:
 Candye Wheeler Louisville, 2008
 Drew Landers Ole Miss, 2013
 Nicole Ambrose Louisville, 2012
 Dir. of Basketball Operations: Chris Logsdon
 Athletic Trainer: Kayce Miller
 Basketball Office Phone: 864-503-5141
 Starters Returning/Lost: 3/2
 Letterwinners Returning/Lost: 9.6
 Newcomers: 6
 Arena (capacity): G.B. Hodge Center (833)

2019-20 REVIEW

Overall Record: 10-20
 Big South Record (Finish): 4-16 (10th)
 Big South Tournament: Q'finals (DNP - COVID-19)
 Postseason: none

WOMEN'S BASKETBALL HISTORY

First year of Basketball: 1974-75
 Overall Record: 582-655 (.470)
 First year of Full-Fledged Division I: .. 2007-08
 Record in Division I Era: 166-227 (.422)
 NCAA Tournament Appearances: none
 WBI Appearances: 3 (2011-14-16)
 WBI Record: 2-3
 Last postseason opponent: Weber State,
 2016 WBI Semifinals (L, 53-79)

Big South Regular-Season Record: 7-31 (.184)
 Big South Regular-Season Championships: none
 Big South Tournament Record: 1-1 (.500)
 Big South Tournament Championships: none

MEDIA RELATIONS INFORMATION

Women's Basketball Contact: . Codie Kunstmann
 Email: codiek@uscupstate.edu
 Phone: 864-503-5152
 Cell: 931-551-5532
 Press Row: 864-503-5058
 Athletic Website: upstatespartans.com
 Twitter Feed: @UpstateSpartans

2020-21 SCHEDULE

DATE	OPPONENT	TIME
Nov. 25	at Auburn	7:00pm
Dec. 2	at Alabama	7:00pm
Dec. 5	ST. ANDREWS	2:00pm
Dec. 13	at Old Dominion	2:00pm
Dec. 17	at Winthrop *	6:00pm
Dec. 18	at Winthrop *	6:00pm
Dec. 21	at Florida A&M	<i>Canceled</i>
Dec. 30	HIGH POINT *	2:00pm
Dec. 31	HIGH POINT *	2:00pm
Jan. 4	at Longwood *	TBA
Jan. 5	at Longwood *	TBA
Jan. 9	PRESBYTERIAN *	4:00pm
Jan. 10	PRESBYTERIAN *	2:00pm
Jan. 15	at Hampton *	5:00pm
Jan. 16	at Hampton *	3:00pm
Jan. 22	at Gardner-Webb *	TBA
Jan. 23	at Gardner-Webb *	TBA
Jan. 29	RADFORD *	6:00pm
Jan. 30	RADFORD *	6:00pm
Feb. 5	at UNC Asheville *	5:00pm
Feb. 6	at UNC Asheville *	4:00pm
Feb. 19	CAMPBELL *	6:00pm
Feb. 20	CAMPBELL *	4:00pm
Feb. 26	CHARLESTON SOUTHERN *	6:00pm
Feb. 27	CHARLESTON SOUTHERN *	4:00pm
March 9-14	at Big South Championship	TBA

* - Big South Conference game

HOME GAMES IN ALL CAPS

Games listed in *italics* impacted by COVID-19

Dates, times and sites subject to change. All times EST

2020-21 NUMERICAL ROSTER

NO.	NAME	YR	POS	HT	HOMETOWN / HIGH SCHOOL (PREVIOUS)
0	Dakota McCaughan	Fr.	G	5-5	Secane, Penn. / Ridley
1	Denijsha Wilson	Jr.	G	5-3	Darby, Penn. / Audenried Charter School (Labette CC)
3	Gift Sampson	Jr.	F	6-0	Lagos, Nigeria / The Potter's House Christian Academy (Labette CC)
5	Molly McCutcheon	Jr.	G	5-7	Vincent, Ohio / Warren
10	McKinley Brooks-Sumpter	R-Fr.	G	5-8	Columbia, S.C. / AC Flora
12	Jada Logan	So.	G	5-8	Rutherfordton, N.C. / R-S Central
15	Anda Kuzmina	Sr.	G	5-9	Riga, Latvia / Latvijas Universitate
21	Marnicha Prudent	Jr.	F	5-11	Ft. Lauderdale, Fla. / The Sagemont School (Indian River State College)
23	Lillian Flantos	So.	F	5-11	Lumberton, N.C. / South View
25	Maya Timberlake	So.	F	5-10	Norcross, Ga. / Greater Atlanta Christian
30	Barrett Herring	Jr.	C	6-3	Birmingham, Ala. / Spain Park
33	Michaela Gibbons	Sr.	F	5-11	Troutman, N.C. / Hopewell
34	Molly Coleman	Jr.	F	6-2	Clinton, South Australia / Immanuel College (Gillette Col.)
35	Shelby Glance	So.	F	5-11	Waynesville, N.C. / Tuscola



2019-20 STATISTICS (returners in ALL CAPS)

NAME	GP-GS	MIN	FG-FGA	PCT	3P-3PA	PCT	FT-FTA	PCT	OFF	DEF	REB	AVG	PF-FO	AST	TO	BLK	STL	PTS	PPG
Brianna Lewis	25-24	912	148-370	.400	24-72	.333	74-104	.712	12	42	54	2.2	41-0	122	117	4	25	394	15.8
Riley Popplewell	30-30	896	91-235	.387	4-21	.190	97-122	.795	107	150	257	8.6	57-2	39	63	20	38	283	9.4
BARRETT HERRING	25-19	477	76-195	.390	2-10	.200	40-63	.635	45	94	139	5.6	53-1	13	29	36	9	194	7.8
Quadijah Moore	21-9	309	62-135	.459	1-6	.167	29-37	.784	28	58	86	4.1	58-3	10	37	27	12	154	7.3
Kathryn Kirkwood	26-1	311	66-150	.440	0-4	.000	18-30	.600	40	53	93	3.6	33-0	4	27	11	7	150	5.8
MICHAELA GIBBONS	30-30	1032	53-225	.236	42-180	.233	9-15	.600	9	134	143	4.8	37-0	32	53	10	30	157	5.2
ANDA KUZMINA	30-14	593	45-125	.360	15-68	.221	16-24	.667	12	69	81	2.7	27-0	40	57	3	15	121	4.0
JADA LOGAN	29-20	594	36-146	.247	10-50	.200	17-29	.586	37	70	107	3.7	39-0	53	74	0	23	99	3.4
Natalia Panufnik	21-0	161	15-45	.333	4-17	.235	9-13	.692	11	17	28	1.3	22-0	4	17	3	4	43	2.0
SHELBY GLANCE	12-0	84	6-29	.207	6-28	.214	1-2	.500	1	13	14	1.2	2-0	2	2	0	0	19	1.6
LILLIAN FLANTOS	23-0	209	12-52	.231	5-30	.167	5-8	.625	19	27	46	2.0	40-0	3	17	6	9	34	1.5
MAYA TIMBERLAKE	28-0	318	14-65	.215	6-32	.188	2-4	.500	12	20	32	1.1	42-0	20	24	1	15	36	1.3
Breanna Jefferson	17-3	153	1-13	.077	1-4	.250	3-4	.750	1	9	10	0.6	11-0	21	18	0	4	6	0.4
MOLLY MCCUTCHEON	1-0	2	0-1	.000	0-1	.000	0-0	.000	0	0	0	0.0	0-0	0	0	0	0	0	0.0
TEAM									53	75	128	4.3			23				
USC UPSTATE	30	6050	625-1786	.350	120-523	.229	320-455	.703	387	831	1218	40.6	462-6	363	558	121	191	1690	56.3
OPPONENTS	30	6050	714-1859	.384	183-568	.322	344-497	.692	382	842	1224	40.8	490-9	396	454	75	294	1955	65.2

HEAD COACH

BECKY BURKE

1st season at USC Upstate



HOMETOWN:

Clarks Summit, Pa.

ALMA MATER (YEAR):

Louisville (2012)

COLLEGIATE COACHING CAREER:

USC UPSTATE - Head Coach 2020-present
 Charleston (WV) - Head Coach 2018-20
 Embry Riddle Aeronautical University (AZ) - Head Coach 2015-18
 Saint Joseph's - Assistant Coach 2014-15
 Cal State-Fullerton - Director of Basketball Operations 2013-14

COACHING & CAREER HIGHLIGHTS

- Named 15th head coach in program history on June 8, 2020, and second in the school's Division I era
- Selected to the 2019 WBCA 30-Under-30 -- the only head coach to appear on the exclusive list
- Went 48-14 in her two seasons as head coach of the Charleston (WV) Golden Eagles (2018-20), which led the Mountain East Conference in scoring defense both years
- Led Charleston to 25-7 record in her first season in 2018-19, a 12-win improvement over the previous season
- Charleston cracked the Top 25 in 2018-19, reached the NCAA Division II Tournament and led the nation in field goal percentage
- Started the women's basketball program at Embry Riddle Aeronautical University in Prescott, Ariz., in 2015, and led the Eagles to a winning record in its inaugural season in 2016-17
- In her second year coaching the Eagles, the squad ranked nationally in the NAIA Top 25 and finished with a 21-6 mark
- Served as recruiting coordinator and was responsible for player development, scouting and scheduling at Saint Joseph's in 2014-15
- Played four seasons at Louisville and led the team in scoring as a sophomore and 3-point percentage as a junior
- Helped the Cardinals to three NCAA Tournament appearances, including the National Championship game in 2009 and the "Sweet Sixteen" in 2011
- Ranks fifth all-time in Louisville history in 3-pointers (249) and is a member of the school's 1,000-point club (1,288 - 15th in history)
- Finished Runner-up in the State Farm College 3-Point Shoot-Out in 2012 at the Final Four.
- Named the Pennsylvania Class 4A Player of the Year by the Associated Press following her senior year at Abington Heights High School, where she scored more than 2,100 points in her career


BECKY BURKE'S HEAD COACHING RECORD

YEAR	SCHOOL	OVERALL	BIG SOUTH
2016-17	Embry Riddle (AZ)	14-12	
2017-18	Embry Riddle (AZ)	21-6	
2018-19	Charleston (WV)	25-7	
2019-20	Charleston (WV)	23-7	
CAREER TOTAL		83-32	

KEEP AN EYE ON...

#15 ANDA KUZMINA SR • G • 5-9

NOTES: Appeared in all 30 games last season with 14 starts ... Ranked third on the team in assists and 3-pointers ... Averaged 19.8 minutes, 2.7 rebounds, and 0.5 steals per game ... Recorded a 12-point, 10-assist effort in a win over Presbyterian on Feb. 4 ... Career-high four steals in a win over Winthrop on March 7 ... Season-high 14 points against CSU on Feb. 11 ... Pulled down a season-high seven rebounds twice (2/1 vs. Campbell, 2/8 vs. High Point).



2019-20 RESULTS (10-20, 4-16 Big South)

Nov. 5	FLORIDA A&M	W,	74-61
Nov. 8	at East Carolina	L,	48-69
Nov. 12	WESTERN CAROLINA	W,	70-62
Nov. 16	MARS HILL	W,	89-31
Nov. 19	at Jacksonville	L,	43-87
Nov. 21	at South Carolina	L,	32-112
Nov. 26	at Georgia	L,	53-67
Dec. 14	SOUTH CAROLINA STATE	W,	58-47
Dec. 19	BOB JONES	W,	71-49
Dec. 28	CHARLESTON SOUTHERN *	W,	70-53
Dec. 31	at Campbell *	L,	38-50
Jan. 4	at High Point *	L,	46-85
Jan. 6	UNC ASHEVILLE *	L,	48-68
Jan. 9	WINTHROP *	L,	38-52
Jan. 11	LONGWOOD *	L,	62-70
Jan. 14	at Hampton *	L,	40-60
Jan. 18	at Gardner-Webb *	L,	53-63
Jan. 21	RADFORD *	L,	41-57
Jan. 25	at Presbyterian *	L,	42-55
Feb. 1	CAMPBELL *	(2OT) L,	72-80
Feb. 4	PRESBYTERIAN *	W,	70-60
Feb. 8	HIGH POINT *	L,	45-81
Feb. 11	at Charleston Southern *	W,	71-64
Feb. 18	HAMPTON *	L,	73-86
Feb. 22	at UNC Asheville *	L,	45-53
Feb. 25	at Radford *	L,	57-78
Feb. 29	GARDNER-WEBB *	L,	59-70
March 4	at Longwood *	L,	56-69
March 7	at Winthrop *	W,	66-59
March 10	at (7) Winthrop #	W,	60-57
March 12	at (2) Radford #		canceled

* - Big South Conference game
 # - Big South Tournament game

HOME GAMES IN BOLD CAPS



2020-21 WINTHROP MEN'S BASKETBALL

UNIVERSITY QUICK FACTS

Location: Rock Hill, S.C.
 Founded: 1886
 Enrollment: 5,865
 Nickname: Eagles
 School Colors: Garnet & Gold
 Interim President: Dr. George Hynd
 Athletics Director: Dr. Ken Halpin
 Senior Woman Administrator: Kelley Kish
 Faculty Athletics Rep: Trent Kull
 Athletic Dept. Phone: 803-323-2129

MEN'S BASKETBALL QUICK FACTS

Head Coach: Pat Kelsey (9th season)
 Alma Mater: Xavier, 1998
 Career Record: 163-93 (8 years)
 School Record: 163-93 (8 years)
 Big South Record: 93-45 (.674)
 Big South Tournament Record: 15-6 (.714)
 Associate Head Coach: Dave Davis
 Dave Davis: Warren Wilson, 1983
 Assistant Coaches: Brian Kloman: Tennessee, 2002
 Justin Gray: Wake Forest, 2006
 Dir. of Basketball Operations: Zack Freesman
 Athletic Trainer: Jeff Lahr
 Basketball Office Phone: 803-323-2129, ext. 6221
 Starters Returning/Lost: 3/2
 Letterwinners Returning/Lost: 11/2
 Newcomers: 3
 Arena (capacity): Winthrop Coliseum (6,100)

2019-20 REVIEW

Overall Record: 24-10
 Big South Record (Finish): 15-3 (T-1st)
 Big South Tournament: Champion
 Postseason: NCAA Tournament ^

MEN'S BASKETBALL HISTORY

First year of Basketball: 1978-79
 Overall Record: 719-563 (.561)
 NCAA Tournament Appearances: 11
 (1999-00-01-02-05-06-07-08-10-17-20)
 NCAA Tournament Record: 1-10
 Last postseason opponent: Butler,
 2017 NCAA Tournament First Round (L, 64-76)

Big South Regular-Season Record: 301-221 (.577)
 Big South Regular-Season Championships: 10
 1999-02-03-05-06-07-08-16-17-20
 Big South Tournament Record: 49-22 (.690)
 Big South Tournament Championships: 12
 1988-99-00-01-02-05-06-07-08-10-17-20

MEDIA RELATIONS INFORMATION

Men's Basketball Contact: Brett Redden
 Email: reddennb@winthrop.edu
 Phone: 803-323-2129, ext. 6246
 Cell: 803-367-1649
 Press Row: 803-323-2156
 Athletic Website: winthroeagles.com
 Twitter Feed: @WUEagles

2020-21 SCHEDULE

DATE	OPPONENT	TIME
Nov. 29	vs. UNC Greensboro ^	8:30pm
Dec. 2	vs. Little Rock ^	4:00pm
Dec. 4	vs. Duquesne %	11:00am
Dec. 12	at USC Upstate *	4:00pm
Dec. 13	at USC Upstate *	2:00pm
Dec. 19	FURMAN	TBA
Dec. 30	CAMPBELL *	3:00pm
Dec. 31	CAMPBELL *	1:00pm
Jan. 9	at High Point *	2:00pm
Jan. 10	at High Point *	2:00pm
Jan. 14	LONGWOOD *	6:00pm
Jan. 15	LONGWOOD *	6:00pm
Jan. 19	at Presbyterian *	6:00pm
Jan. 20	at Presbyterian *	5:00pm
Jan. 24	HAMPTON *	3:00pm
Jan. 25	HAMPTON *	6:00pm
Jan. 29	at Charleston Southern *	7:00pm
Jan. 30	at Charleston Southern *	5:00pm
Feb. 4	GARDNER-WEBB *	6:00pm
Feb. 5	GARDNER-WEBB *	6:00pm
Feb. 11	at Radford *	6:00pm
Feb. 12	at Radford *	6:00pm
Feb. 18	UNC ASHEVILLE *	6:00pm
Feb. 19	UNC ASHEVILLE *	6:00pm
March 2-7	at Big South Championship	TBA

^ - at Louisville, Ky.

% - Wade Houston Tipoff Classic - Louisville, Ky.

* - Big South Conference game

HOME GAMES IN ALL CAPS

Dates, times and sites subject to change. All times EST

2020-21 NUMERICAL ROSTER

NO.	NAME	YR	POS	HT	WT	HOMETOWN / HIGH SCHOOL (PREVIOUS)
0	Russell Jones Jr.	So.	G	5-8	175	Blythewood, S.C. / Westwood
1	Toneari Lane	Fr.	G	6-5	210	Atlanta, Ga. / Grayson
2	Tom Pupavac	Sr.	C	6-10	230	Geelong, Australia / Belmont
3	Micheal Anumba	Jr.	G	6-4	220	Reggio Emilia, Italy / Loreto College
4	Kelton Talford	Fr.	F	6-7	195	Great Falls, S.C. / Great Falls
11	Charles Falden	Sr.	G	6-3	205	Richmond, Va. / Massanutten Military Academy
13	Nate Buss	Jr.	G	5-11	175	Verona, Wisc. / Verona Area
21	Jamal King	So.	G	6-5	230	Goldsboro, N.C. / Wayne Christian School
22	Kyle Zunic	Sr.	F	6-2	200	Wollongong, Australia / Lake Ginninderra College
25	Adonis Arms	R-Jr.	G	6-6	185	Milwaukee, Wisc. / Northwest Nazarene
30	D.J. Burns Jr.	R-So.	F	6-9	275	Rock Hill, S.C. / York Preparatory Acad. (Tennessee)
32	Josh Corbin	So.	G	6-3	190	Gahanna, Ohio / Gahanna Lincoln
33	Chase Claxton	So.	F	6-7	185	Greenville, S.C. / Legacy Early College
35	Keyshawn Hunter	Sr.	G	6-3	190	Charleston, S.C. / Hohenfels
52	Chandler Vaudrin	R-Sr.	G	6-7	210	Uniontown, Ohio / Walsh University



2019-20 STATISTICS (returners in ALL CAPS)

NAME	GP-GS	MIN	FG-FGA	PCT	3P-3PA	PCT	FT-FTA	PCT	OFF	DEF	REB	AVG	PF-FO	AST	TO	BLK	STL	PTS	PPG
Hunter Hale	32-31	847	146-360	.406	84-238	.353	70-90	.778	24	90	114	3.6	65-1	59	67	3	33	446	13.9
D.J. BURNS JR.	33-16	576	175-300	.583	0-3	.000	44-77	.571	55	80	135	4.1	81-3	41	76	23	17	394	11.9
Josh Ferguson	34-32	925	141-319	.442	58-176	.330	49-74	.662	70	154	224	6.6	67-0	35	36	20	17	389	11.4
CHANDLER VAUDRIN	33-28	957	104-245	.424	25-73	.342	74-148	.500	33	159	192	5.8	87-3	191	88	5	45	307	9.3
RUSSELL JONES JR.	28-8	539	60-167	.359	31-86	.360	54-82	.659	23	38	61	2.2	62-1	67	34	0	30	205	7.3
CHASE CLAXTON	34-15	701	85-110	.773	0-5	.000	66-115	.574	59	71	130	3.8	94-4	19	19	16	18	236	6.9
MICHEAL ANUMBA	33-31	787	75-142	.528	26-61	.426	47-65	.723	53	78	131	4.0	87-6	29	41	2	28	223	6.8
CHARLES FALDEN	34-1	504	82-195	.421	39-111	.351	25-35	.714	34	64	98	2.9	39-0	20	30	3	13	228	6.7
KYLE ZUNIC	32-7	597	55-140	.393	25-81	.309	41-54	.759	28	69	97	3.0	50-0	60	31	2	17	176	5.5
JOSH CORBIN	9-1	88	11-31	.355	9-27	.333	6-6	1.000	2	13	15	1.7	7-0	3	4	1	0	37	4.1
JAMAL KING	33-0	295	39-94	.415	24-62	.387	5-12	.417	19	44	63	1.9	39-0	13	22	7	6	107	3.2
DONOVAN BELTON	2-0	3	1-4	.250	0-3	.000	0-0	.000	0	0	0	0.0	0-0	1	0	0	0	2	1.0
KeySHAWN HUNTER	10-0	17	4-4	1.000	0-0	.000	0-0	.000	2	5	7	0.7	3-0	1	0	0	0	8	0.8
TOM PUPAVAC	14-0	38	2-9	.222	1-5	.200	2-2	1.000	1	6	7	0.5	2-0	3	1	2	1	7	0.5
TEAM									47	67	114	3.4		1		22			
WINTHROP	34	6875	980-2120	.462	322-931	.346	483-760	.636	450	938	1388	40.8	684-18	542	471	84	225	2765	81.3
OPPONENTS	34	6875	833-1909	.436	235-729	.322	530-793	.668	295	832	1127	33.1	694-22	421	497	111	219	2431	71.5

HEAD COACH

PAT KELSEY

9th season at Winthrop
163-93 (.637)

HOMETOWN:

Cincinnati, Ohio

ALMA MATER (YEAR):

Xavier (1998)

COACHING CAREER:

WINTHROP - Head Coach 2012-present
Xavier - Associate Head Coach 2009-11
Wake Forest - Assistant Coach 2004-09
Wake Forest - Director of Basketball Operations 2001-04
Elder High School - Assistant Coach 1998-01

COACHING & CAREER HIGHLIGHTS

- Named Winthrop's sixth head coach on March 29, 2012
- Has won two Big South Championships in last four years (2017, 2020), and the 2017 NCAA Tournament berth was the program's first since 2010
- Ranks fifth in Big South history in both league wins (93) and overall victories (163)
- Eagles have led the Big South in scoring every season since 2015-16
- One of just two coaches in conference history with seven consecutive 10-win Big South seasons
- First-ever Big South coach to win 100 games in his first five years in the conference
- Directed Eagles to share of Big South regular-season championships in 2015-17 -- the school's first since 2007-08 -- as well as 2019-20
- Finalist for the 2016 **SKIP PROSSER** Award, which is presented annually to those who not only achieve success on the basketball court but who also display moral integrity off of it as well
- Finalist for the 2020 **HUGH DURHAM** Award, which is presented annually to the top Mid-Major coach in Division I college basketball
- Directed Winthrop to four consecutive Big South Championship game appearances (2014-15-16-17), the program's first such run since four straight from 2005-08
- Eagles' 26 wins in 2016-17 were the program's most since 2006-07 (29)
- Led the Eagles to road victories at Ohio and Auburn in his first season, as well as a win at Clemson in 2014-15, and a triumph at No. 18 Saint Mary's in 2019-20
- During his two years at Xavier, the Musketeers had back-to-back 20-win seasons and NCAA Tournament appearances
- Helped Xavier win 26 games in 2009-10 en route to a share of the Atlantic 10 regular-season championship and reach the Sweet 16 as an at-large No. 6 seed. The 2010-11 Musketeers also earned an at-large NCAA Tournament berth as a No. 6 seed
- Spent eight seasons at Wake Forest coaching under the late **SKIP PROSSER** and then **DINO GAUDIO**
- During his time at Wake, the Demon Deacons averaged 21 wins per year, made five NCAA Tournament appearances, one NIT berth, a No. 1 national ranking in two different seasons and an ACC regular-season championship
- Worked with NBA players **CHRIS PAUL**, **JOSH HOWARD**, **DARIUS SONGALIA**, **JAMES JOHNSON**, **JEFF TEAGUE**, **AL-FAROUQ AMINU** and **ISHMAEL SMITH** while at Wake
- Began his coaching career at his prep alma mater, Cincinnati's Elder High School as an assistant
- Played three seasons (1996-98) under Prosser, helping the Musketeers reach two NCAA Tournaments
- Served as team co-captain in 1997-98 and was voted the team's Most Inspirational Player in 1996 and 1998

PAT KELSEY'S HEAD COACHING RECORD


YEAR	SCHOOL	OVERALL	BIG SOUTH
2012-13	Winthrop	14-17	6-10
2013-14	Winthrop	20-13	10-6
2014-15	Winthrop	19-13	12-6
2015-16	Winthrop	23-9	13-5
2016-17	Winthrop	26-7	15-3
2017-18	Winthrop	19-12	12-6
2018-19	Winthrop	18-12	10-6
2019-20	Winthrop	24-10	15-3
CAREER TOTAL		163-93	93-45



KEEP AN EYE ON...

#30 D.J. BURNS JR
R-SOPH • C • 6-9 • 250

NOTES: 2019-20 Big South Freshman of the Year ... 2019-20 All-Big South 2nd Team ... 2019-20 Big South All-Freshman Team ... 2019-20 Kyle Macey Freshman All-America Team ... Five-time Big South Freshman of the Week ... Second on team in scoring (11.9 ppg overall, 13.2 ppg Big South in just 18.4 minutes per game) ... Set program record for field goals by a freshman (175) ... 20 double-figure games ... Led Big South in field goal percentage ... Career-high 23 points in win at Charleston Southern



2019-20 RESULTS (24-10, 15-3 Big South)

Nov. 7	at Hartford	W, 67-57
Nov. 10	at Fresno State	L, 74-77
Nov. 11	at #18 Saint Mary's	W, 61-59
Nov. 14	at East Tennessee State	L, 58-61
Nov. 16	MID-ATLANTIC CHRISTIAN	W, 103-59
Nov. 21	TENNESSEE TECH	L, 58-61
Nov. 25	PFEIFFER	W, 127-83
Nov. 29	at #1/1 Duke	L, 70-83
Dec. 7	COASTAL CAROLINA	L, 88-92
Dec. 11	at TCU	L, 60-70
Dec. 14	at Furman ^	L, 73-80
Dec. 17	SIU-EDWARDSVILLE	W, 93-73
Dec. 21	ELON	W, 85-80
Jan. 2	LONGWOOD *	W, 91-67
Jan. 4	at Campbell *	W, 87-72
Jan. 8	at High Point *	W, 79-57
Jan. 11	GARDNER-WEBB *	(3OT) W, 99-95
Jan. 16	at Hampton *	W, 116-95
Jan. 20	at Radford *	W, 61-56
Jan. 23	USC UPSTATE *	W, 79-53
Jan. 25	PRESBYTERIAN *	W, 72-57
Jan. 30	at Charleston Southern *	W, 77-60
Feb. 1	UNC ASHEVILLE *	W, 104-71
Feb. 6	CAMPBELL *	W, 62-53
Feb. 8	at Longwood *	W, 70-68
Feb. 10	RADFORD *	L, 77-81
Feb. 13	at Gardner-Webb *	L, 70-74
Feb. 15	at Presbyterian *	W, 89-88
Feb. 22	HAMPTON *	L, 81-87
Feb. 27	at USC Upstate *	W, 90-82
Feb. 29	HIGH POINT *	W, 84-76
March 5	vs. (7) USC Upstate #	W, 106-70
March 6	vs. (3) Gardner-Webb #	W, 78-66
March 8	(5) HAMPTON #	W, 76-68

* - Big South Conference game
- Big South Tournament game

^ - Bon Secours Wellness Arena
HOME GAMES IN BOLD CAPS



2020-21 WINTHROP WOMEN'S BASKETBALL

UNIVERSITY QUICK FACTS

Location: Rock Hill, S.C.
 Founded: 1886
 Enrollment: 5,865
 Nickname: Eagles
 School Colors: Garnet & Gold
 Interim President: Dr. George Hynd
 Athletics Director: Dr. Ken Halpin
 Senior Woman Administrator: Kelley Kish
 Faculty Athletics Rep: Trent Kull
 Athletic Dept. Phone: 803-323-2129

WOMEN'S BASKETBALL QUICK FACTS

Interim Head Coach: Semeka Randall Lay
 Alma Mater: Tennessee, 2000
 Career Record: 67-176 (8 years)
 School Record: 0-0 (1st year)
 Big South Record: n/a
 Big South Tournament Record: n/a
 Assistant Coaches:
 Nicole Burford Oberlin College, 2005
 Kelly Mathis Pfeiffer, 2009
 Dir. of Basketball Operations: Aurianna Long
 Athletic Trainer: Daniel Lundy
 Basketball Office Phone: 803-323-2129, ext. 6232
 Starters Returning/Lost: 2/3
 Letterwinners Returning/Lost: 6/8
 Newcomers: 7
 Arena (capacity): Winthrop Coliseum (6,100)

2019-20 REVIEW

Overall Record: 11-19
 Big South Record (Finish): 8-12 (T-7th)
 Big South Tournament: First Round
 Postseason: none

WOMEN'S BASKETBALL HISTORY

First year of Basketball: 1969-70
 Overall Record: 578-827 (.411)
 NCAA Tournament Appearances: 1 (2014)
 NCAA Tournament Record: 0-1
 WNIT Appearances: 2 (2009-13)
 WNIT Record: 1-2
 Last postseason opponent: Duke,
 2014 NCAA Tournament First Round (L, 45-87)

Big South Regular-Season Record: 188-326 (.366)
 Big South Regular-Season Championships: none
 Big South Tournament Record: 15-33 (.313)
 Big South Tournament Championships: 1
 2014

MEDIA RELATIONS INFORMATION

Women's Basketball Contact: Alyssa Sconzo
 Email: sconzoa@winthrop.edu
 Phone: 803-323-2129, ext. 6067
 Cell: 631-953-5463
 Press Row: 803-323-2156
 Athletic Website: winthroeagles.com
 Twitter Feed: @WUEagles

2020-21 SCHEDULE

DATE	OPPONENT	TIME
Nov. 25	at Wofford	1:30pm
Dec. 2	at South Carolina State	TBA
Dec. 8	at College of Charleston	7:00pm
Dec. 17	USC UPSTATE *	6:00pm
Dec. 18	USC UPSTATE *	6:00pm
Dec. 30	at Campbell *	TBA
Dec. 31	at Campbell *	TBA
Jan. 9	HIGH POINT *	3:00pm
Jan. 10	HIGH POINT *	1:00pm
Jan. 15	at Longwood *	TBA
Jan. 16	at Longwood *	TBA
Jan. 22	at Hampton *	5:00pm
Jan. 23	at Hampton *	3:00pm
Jan. 29	CHARLESTON SOUTHERN *	6:00pm
Jan. 30	CHARLESTON SOUTHERN *	4:00pm
Feb. 5	at Gardner-Webb *	TBA
Feb. 6	at Gardner-Webb *	TBA
Feb. 12	RADFORD *	6:00pm
Feb. 13	RADFORD *	5:00pm
Feb. 19	at UNC Asheville *	5:00pm
Feb. 20	at UNC Asheville *	4:00pm
Feb. 26	PRESBYTERIAN *	6:00pm
Feb. 27	PRESBYTERIAN *	5:00pm
March 9-14	at Big South Championship	TBA

* - Big South Conference game

HOME GAMES IN ALL CAPS

Dates, times and sites subject to change. All times EST

2020-21 NUMERICAL ROSTER

NO.	NAME	YR	POS	HT	HOMETOWN / HIGH SCHOOL (PREVIOUS)
0	Maleeah Langstaff	Jr.	G/F	5-11	Asheville, N.C. / Asheville Christian Academy
1	Shakyrha Harley	Fr.	G	5-4	Charlotte, N.C. / South Mecklenburg
2	Antoaneta Alexe	Fr.	G	6-0	Bucharest, Romania / IMG Academy
3	Madison Ervin	Gr.	G	5-7	Morganton, N.C. / Georgia State
4	Kensley Benjamin	Fr.	G	5-9	Calvert County, Md. / Calvert
10	J'Mani Ingram	Fr.	G	5-7	North Augusta, S.C. / North Augusta
12	Myra Strickland	So.	G	5-6	Duluth, Ga. / Norcross
15	Alexis Sykes	Sr.	G	5-6	Brooklyn, N.Y. / South Alabama
21	Anika Riley	Sr.	G	5-8	Charlotte, N.C. / Davidson Day School
23	Sydney Hunter	So.	F	6-0	Charlotte, N.C. / Mallard Creek
32	Sierra Hunter	So.	F	6-0	Charlotte, N.C. / Mallard Creek
33	Jaelyn Royal	Jr.	F	6-1	Las Vegas, Nev. / Southwest Tennessee
44	Tori Hall	So.	G	5-11	New York, N.Y. / Archbishop Molloy



2019-20 STATISTICS (returners in ALL CAPS)

NAME	GP-GS	MIN	FG-FGA	PCT	3P-3PA	PCT	FT-FTA	PCT	OFF	DEF	REB	AVG	PF-FO	AST	TO	BLK	STL	PTS	PPG
Jah'Che Whitfield	30-30	936	128-306	.418	15-55	.273	61-86	.709	43	140	183	6.1	46-0	72	93	11	34	332	11.1
Kem Nwabudu	29-27	730	116-282	.411	0-1	.000	42-71	.592	38	119	157	5.4	78-1	21	70	21	17	274	9.4
Destinee Jamison-Whitfield	27-1	488	73-195	.374	19-75	.253	50-73	.685	23	66	89	3.3	37-0	24	65	9	25	215	8.0
MALEEAH LANGSTAFF	30-25	735	79-191	.414	5-23	.217	36-61	.590	57	76	133	4.4	73-1	37	59	15	30	199	6.6
ANIKA RILEY	30-30	866	78-184	.424	1-8	.125	31-43	.721	46	161	207	6.9	73-0	28	40	1	28	188	6.3
MYRA STRICKLAND	24-2	366	43-141	.305	25-81	.309	17-30	.567	16	35	51	2.1	33-0	17	34	0	12	128	5.3
Miquela Santoro	30-30	905	50-143	.350	25-74	.338	28-35	.800	12	58	70	2.3	58-0	56	54	3	31	153	5.1
Sydney Buckley	30-0	412	37-104	.356	14-44	.318	21-32	.656	15	39	54	1.8	29-1	37	50	2	17	109	3.6
SYDNEY HUNTER	19-1	166	13-34	.382	0-0	.000	7-21	.333	20	25	45	2.4	23-0	1	21	5	2	33	1.7
Uchechi Ufochukwu	3-0	15	2-3	.667	0-0	.000	1-2	.500	2	4	6	2.0	8-0	0	2	1	0	5	1.7
Angela Coello Perez	6-0	60	3-14	.214	0-4	.000	3-4	.750	4	15	19	3.2	7-0	1	4	3	0	9	1.5
TORI HALL	14-0	72	7-23	.304	5-15	.333	1-2	.500	0	9	9	0.6	2-0	2	5	0	0	20	1.4
Marissa Cantrell	17-4	152	4-34	.118	0-0	.000	14-22	.636	5	14	19	1.1	15-0	15	19	0	10	22	1.3
SIERRA HUNTER	18-0	103	9-29	.310	0-0	.000	3-10	.300	7	18	25	1.4	11-0	4	18	1	2	21	1.2
Imani Elliott	9-0	23	2-4	.500	0-0	.000	0-0	.000	0	3	3	0.3	6-0	3	5	0	2	4	0.4
Linden Beasley	1-0	2	0-1	.000	0-1	.000	0-0	.000	0	0	0	0.0	0-0	0	0	0	0	0	0.0
TEAM									53	60	113	3.8			12				
WINTHROP	30	6025	644-1688	.382	109-381	.286	315-492	.640	341	842	1183	39.4	499-3	318	551	72	210	1712	57.1
OPPONENTS	30	6025	704-1793	.393	212-670	.316	298-451	.661	322	790	1112	37.1	472-9	379	455	100	252	1918	63.9

INTERIM HEAD COACH SEMEKA RANDALL LAY

1st season as head coach



HOMETOWN:

Garfield Heights, Ohio

ALMA MATER (YEAR):

Tennessee (2001)

COACHING CAREER:

WINTHROP - Interim Head Coach	2020-present
WINTHROP - Associate Head Coach	2019-20
Cincinnati - Assistant Coach	2018-19
Wright State - Assistant Coach	2016-18
Alabama A&M - Head Coach	2013-16
Ohio - Head Coach	2008-13
West Virginia - Assistant Coach	2007-08
Michigan State - Assistant Coach	2005-07
Cleveland State - Assistant Coach	2003-04

COACHING & CAREER HIGHLIGHTS

- Named Winthrop's interim women's basketball coach on April 17, 2020
- Helped Cincinnati to 24 wins in 2018-19 -- the program's first 20-win season in 15 years, as well as a berth in the WNIT quarterfinals
- As an assistant at Wright State, helped the Raiders to back-to-back 20-win campaigns and two trips to the WNIT
- Part of West Virginia coaching staff that advanced to the NCAA Tournament with a 25-8 record and finished No. 11 in the AP poll
- During her coaching tenure at Michigan State, the Spartans played for the 2005 National Championship, advanced to the "Sweet Sixteen" in 2006 and reached the NCAA Second Round in 2007
- Played four seasons at Tennessee, and helped squad to a 134-10 record during her career
- Earned Kodak All-America First-Team honors at Tennessee in 1999 and 2000, and was an integral part of the Lady Vols' 1998 NCAA Championship team that went 39-0
- Was a Honorable Mention All-American and SEC All-Freshman Team member in 1998, and was named the Women's Basketball Journal's Defensive Player of the Year in 1999 and 2000
- Scored 1,915 points in her career at Tennessee with 716 rebounds, 286 steals and 236 assists, and ranks fifth on the Lady Vols' career charts in points and steals
- Was the leading scorer for the gold medal-winning USA Jones Cup Team in 1998
- Selected in the 2001 WNBA Draft by the Seattle Storm (2nd round, 17th overall) and played 123 career games in her four-year career with Seattle (2001-02), Utah (2002) and San Antonio (2003-04)
- Also played professionally in Israel and Greece, as well as for the Tennessee Fury in the National Women's Basketball League (NBDL)
- Was Parade Magazine's Player of the Year and First-Team All-American in 1997 while starring at Trinity High School in Garfield Heights, Ohio, and was also Ohio's Miss Basketball in 1996 and 1997
- Her prep career also included time with the USA Junior World Championship Qualifying Teams in 1996 and 1997
- Inducted into the Ohio Basketball Hall of Fame in May, 2008

SEMEKA RANDALL LAY'S HEAD COACHING RECORD

YEAR	SCHOOL	OVERALL	BIG SOUTH
2008-09	Ohio	13-18	
2009-10	Ohio	8-22	
2010-11	Ohio	9-22	
2011-12	Ohio	14-18	
2012-13	Ohio	6-23	
2013-14	Alabama A&M	6-24	
2014-15	Alabama A&M	6-24	
2015-16	Alabama A&M	5-25	
CAREER TOTAL		67-176	

KEEP AN EYE ON...

#21 ANIKA RILEY

SR • G • 5-8

NOTES: Started and played in all 30 games in 2019-20 ... Finished the season averaging 28.9 minutes, 6.3 points and 6.9 rebounds per game ... Ranked ninth in the Big South in rebounds, and was fourth among the league leaders with 5.4 defensive boards per contest ... Recorded a career-high 19 points vs. High Points, shooting 80 percent from the field ... Recorded her 500th career rebound at Gardner-Webb ... Posted double-figure rebounds in seven games, including season-high 13 vs. N.C. Central on Nov. 12.



2019-20 RESULTS (11-19, 8-12 Big South)

Nov. 9	IONA	L, 61-68
Nov. 12	at N.C. Central	W, 56-46
Nov. 20	at Old Dominion	L, 44-68
Nov. 23	vs. Wofford ^	L, 59-60
Nov. 26	GEORGIA SOUTHERN	L, 47-91
Dec. 1	COLLEGE OF CHARLESTON	L, 73-84
Dec. 11	at Kentucky	L, 36-91
Dec. 17	at UNC Wilmington	W, 75-63
Dec. 21	at Western Carolina	W, 63-60
Dec. 28	HAMPTON *	W, 72-66
Dec. 31	HIGH POINT *	W, 69-63
Jan. 6	at Gardner-Webb *	L, 59-71
Jan. 9	at USC Upstate *	W, 52-38
Jan. 11	PRESBYTERIAN *	W, 61-54
Jan. 14	at Campbell *	L, 47-63
Jan. 18	at Radford *	L, 53-54
Jan. 21	LONGWOOD *	W, 74-63
Jan. 25	at Charleston Southern *	W, 58-53
Jan. 28	UNC ASHEVILLE *	L, 43-50
Feb. 1	at High Point *	L, 61-94
Feb. 4	CHARLESTON SOUTHERN *	W, 56-46
Feb. 11	at Hampton *	L, 48-62
Feb. 15	at UNC Asheville *	L, 55-65
Feb. 18	CAMPBELL *	L, 58-61
Feb. 22	GARDNER-WEBB *	L, 49-54
Feb. 25	at Longwood *	W, 63-60
Feb. 29	RADFORD *	L, 50-56
March 4	at Presbyterian *	L, 54-88
March 7	USC UPSTATE *	L, 59-66
March 10	(10) USC UPSTATE #	L, 57-60

* - Big South Conference game
- Big South Tournament game

^ - at Converse College
HOME GAMES IN BOLD CAPS

BIG SOUTH. BIG TASTE.



OFFICIAL SOFT DRINK OF THE
BIG SOUTH CONFERENCE

SBIGOUTH

Pepsi and the Pepsi Globe are registered trademarks of PepsiCo, Inc.



WITHOUT THE RIGHT EQUIPMENT, YOU'VE GOT NO GAME.

When it comes to tackling any project, having the right tools can make a huge difference. With more than 14,000 types of equipment available for rent, Sunbelt Rentals is here to help you Make It Happen. Easily reserve what you need online or call 800-667-9328. Curbside pick-up is available. Don't know exactly what you need? **Let our team help.**

96 locations serving Virginia, and the Carolinas.

PROUD SUPPORTERS OF THE BIG SOUTH CONFERENCE



Now Open: Sunbelt Rentals inside Walmart

Charlotte
1830 Galleria Blvd
Charlotte, NC 28270

Monroe
2406 W Roosevelt Blvd
Monroe, NC 28110

Tega Cay
1151 Stonecrest Blvd
Tega Cay, SC 29708

sunbeltrentals.com/walmart



FINAL MEN'S BASKETBALL STANDINGS

Team	Big South			Overall			Home	Road	Neu	LIO	Streak
	W	L	PCT	W	L	PCT					
x-Radford	15	3	.833	21	11	.656	11-4	9-6	1-1	8-2	L1
xy-Winthrop	15	3	.833	24	10	.706	12-4	10-6	2-0	7-3	W5
Gardner-Webb	11	7	.611	16	16	.500	7-5	6-10	3-1	7-3	L1
Longwood	9	9	.500	14	18	.438	8-6	6-11	0-1	7-3	L1
Hampton	8	10	.444	15	19	.441	11-5	3-14	1-0	5-5	L1
UNC Asheville	8	10	.444	15	16	.484	10-5	5-10	0-1	6-4	L1
USC Upstate	7	11	.389	13	20	.394	9-6	4-13	0-1	3-7	L1
Charleston Southern	7	11	.389	14	18	.438	8-6	5-11	1-1	3-7	L1
Presbyterian	7	11	.389	10	22	.313	7-6	3-14	0-2	2-8	L1
High Point	6	12	.333	9	23	.281	6-9	3-14	0-0	3-7	L4
Campbell	6	12	.333	15	16	.484	8-5	6-10	1-1	4-6	L1

x - Regular-season Co-Champions y - Big South Tournament Champion

ANNUAL AWARD WINNERS

ALL-CONFERENCE TEAM

First-Team

Carlík Jones, Radford
Jermaine Marrow, Hampton
Ben Stanley, Hampton
Phlandrous Fleming Jr., CSU
Travis Fields Jr., Radford

Second-Team

DeVon Baker, UNC Asheville
Nate Johnson, Gardner-Webb
Chandler Vaudrin, Winthrop
DJ Burns Jr., Winthrop
Eric Jamison Jr., Gardner-Webb

Honorable Mention

Hunter Hale, Winthrop
LJ Thorpe, UNC Asheville
Cory Hightower, Presbyterian
Jaheam Cornwall, Gardner-Webb
John-Michael Wright, High Point

ALL-FRESHMAN TEAM

DJ Burns Jr., Winthrop
John-Michael Wright, High Point
Tommy Bruner, USC Upstate
Kareem Reid, Gardner-Webb
Travis Anderson, Charleston So.

PLAYER OF THE YEAR

Carlík Jones, Radford

FRESHMAN OF THE YEAR

DJ Burns Jr., Winthrop

DEFENSIVE

PLAYER OF THE YEAR

Phlandrous Fleming Jr., CSU

COACH OF THE YEAR

Mike Jones, Radford

ALL-ACADEMIC TEAM

Cory Gensler, Campbell
Eric Jamison Jr., Gardner-Webb
Caden Sanchez, High Point
Sean Flood, Longwood
JC Younger, Presbyterian
Chyree Walker, Radford
Jax Levitch, UNC Asheville
Nevin Zink, USC Upstate
Kyle Zunic, Winthrop

SCHOLAR-ATHLETE OF THE YEAR

Cory Gensler, Campbell

2020 NCAA POSTSEASON SCHEDULE

All NCAA winter and spring championships were canceled on March 12, 2020, due to the evolving COVID-19 public health threat.

Winthrop secured the league's automatic bid to the NCAA Tournament, while Radford was slated to participate in the NIT prior to the cancellation of the remaining basketball season.

2020 BIG SOUTH CHAMPIONSHIP

TUESDAY, MARCH 3 - FIRST ROUND

at (7) USC Upstate 69 (10) High Point 59
at (6) UNC Asheville 72 (11) Campbell 68
at (8) Charleston Southern 81 (9) Presbyterian 64

THURSDAY, MARCH 5 - QUARTERFINALS (AT NO. 1 SEED)

(2) Winthrop 106 (7) USC Upstate 70
(3) Gardner-Webb 72 (6) UNC Asheville 62
at (1) Radford 62 (8) Charleston Southern 48
(5) Hampton 78 (4) Longwood 53

FRIDAY, MARCH 6 - SEMIFINALS (AT NO. 1 SEED)

(2) Winthrop 78 (3) Gardner-Webb 66
(5) Hampton 86 at (1) Radford 78

SUNDAY, MARCH 8 - CHAMPIONSHIP (AT WINTHROP)

at (2) Winthrop 76 (5) Hampton 68

ALL-TOURNAMENT TEAM

Hunter Hale, Winthrop (MVP)
Josh Ferguson, Winthrop
Jermaine Marrow, Hampton
Ben Stanley, Hampton
Carlík Jones, Radford

2019-20 PLAYERS OF THE WEEK

Nov. 11	G/F LJ Thorpe, R-Soph., UNC Asheville
Nov. 18	G Ja'Cor Nelson, Jr., Campbell
Nov. 25	G Carlík Jones, R-Jr., Radford
Dec. 2	F Cedric Henderson Jr., Soph., Campbell
Dec. 9	F Ben Stanley, R-Soph., Hampton & G Carlík Jones, R-Jr., Radford
Dec. 16	G Shaboody Phillips, Sr., Longwood
Dec. 23	G Carlík Jones, R-Jr., Radford
Jan. 6	F Ben Stanley, R-Soph., Hampton & G Chandler Vaudrin, R-Jr., Winthrop
Jan. 13	G Carlík Jones, R-Jr., Radford
Jan. 20	G/F Phlandrous Fleming Jr., Jr., Charleston Southern
Jan. 27	G/F Phlandrous Fleming Jr., Jr., Charleston Southern
Feb. 3	G Carlík Jones, R-Jr., Radford
Feb. 10	G/F Phlandrous Fleming Jr., Jr., Charleston Southern
Feb. 17	G Jaheam Cornwall, Jr., Gardner-Webb
Feb. 24	G Jermaine Marrow, Sr., Hampton
March 1	G Nate Johnson, R-Jr., Gardner-Webb

2019-20 FRESHMEN OF THE WEEK

Nov. 11	G John-Michael Wright, Fr., High Point
Nov. 18	F DJ Burns Jr., R-Fr., Winthrop
Nov. 25	G John-Michael Wright, Fr., High Point
Dec. 2	F Kareem Reid, Fr., Gardner-Webb
Dec. 9	G Tommy Bruner, Fr., USC Upstate
Dec. 16	G John-Michael Wright, Fr., High Point
Dec. 23	G Russell Jones Jr., Fr., Winthrop
Jan. 6	F DJ Burns Jr., R-Fr., Winthrop
Jan. 13	G Zeb Graham, Fr., Presbyterian
Jan. 20	F DJ Burns Jr., R-Fr., Winthrop
Jan. 27	G John-Michael Wright, Fr., High Point & F DJ Burns Jr., R-Fr., Winthrop
Feb. 3	G Tommy Bruner, Fr., USC Upstate
Feb. 10	F DJ Burns Jr., R-Fr., Winthrop
Feb. 17	F Leslie Nkerekwem, Fr., Longwood
Feb. 24	F Eric Coleman Jr., Fr., High Point
March	1 G John-Michael Wright, Fr., High Point

2019-20 MEN'S BASKETBALL SINGLE-GAME HIGHS



INDIVIDUAL

POINTS

- 40 Ben Stanley, Hampton vs. Howard – Dec. 5
- 40 Lavar Batts, UNC Asheville at South Carolina State – Dec. 11

FIELD GOALS

- 15 Ben Stanley, Hampton vs. Howard – Dec. 5
- 15 DeVon Baker, UNC Asheville vs. UT-Martin – Dec. 14

FIELD GOAL ATTEMPTS

- 29 Jermaine Marrow, Hampton at William & Mary – Nov. 15

FIELD GOAL PERCENTAGE (min. 10 FG made)

- 82.4 Lavar Batts (14-17), UNC Asheville at South Carolina State – Dec. 11

THREE-POINT FIELD GOALS

- 8 six times, last by Deontaye Buskey, CSU vs. Presbyterian – March 3

THREE-POINT FIELD GOAL ATTEMPTS

- 15 Hunter Hale, Winthrop vs. Gardner-Webb – Jan. 11

THREE-POINT FIELD GOAL PERCENTAGE (min. 7 3FG made)

- 87.5 Jaheam Cornwall, Gardner-Webb (7-8) vs. UT-Martin – Nov. 26

FREE THROWS

- 17 Jermaine Marrow, Hampton vs. Presbyterian – Feb. 1

FREE THROW ATTEMPTS

- 21 Jermaine Marrow, Hampton vs. Gardner-Webb – Feb. 20

FREE THROW PERCENTAGE (min. 10 FT made, best output listed)

- 100.0 Phlandrous Fleming Jr. (12-12), CSU vs. Delaware State – Nov. 24
- 100.0 Juan Munoz (12-12), Longwood at High Point – Jan. 25

REBOUNDS

- 17 Cliff Thomas Jr., High Point at USC Upstate – March 3

ASSISTS

- 15 Chandler Vaudrin, Winthrop vs. High Point – Feb. 29

STEALS

- 6 four times, last by Chandler Vaudrin, Winthrop vs. Longwood – Jan. 2

BLOCKED SHOTS

- 8 Kareem Reid, Gardner-Webb vs. Hampton – Jan. 20

TEAM

POINTS

- 127 Winthrop vs. Pfeiffer – Nov. 25

MARGIN OF VICTORY

- 60 Hampton (112) vs. Mid-Atlantic Christian (52) – Nov. 6

FIELD GOALS

- 51 Winthrop vs. Pfeiffer – Nov. 25

FIELD GOAL ATTEMPTS

- 90 Winthrop vs. Pfeiffer – Nov. 25

FIELD GOAL PERCENTAGE

- 65.3 Presbyterian (32-49) vs. UNC Asheville – Jan. 2

THREE-POINT FIELD GOALS

- 19 UNC Asheville vs. St. Andrews – Nov. 21

THREE-POINT FIELD GOAL ATTEMPTS

- 50 UNC Asheville vs. St. Andrews – Nov. 21

THREE-POINT FIELD GOAL PERCENTAGE (min. 10 3FG made)

- 63.6 Longwood (14-22) vs. Maryland-Eastern Shore – Nov. 12

FREE THROWS

- 31 High Point vs. Eastern Washington – Nov. 23

FREE THROW ATTEMPTS

- 42 Winthrop vs. Elon – Dec. 21
- 42 UNC Asheville vs. Campbell – March 3

FREE THROW PERCENTAGE (min. 10 FT made, best output listed)

- 1.000 Campbell (15-15) at Coastal Carolina – Nov. 5

REBOUNDS

- 63 Hampton vs. Apprentice School – Nov. 12

ASSISTS

- 31 Winthrop vs. Pfeiffer – Nov. 25

STEALS

- 19 USC Upstate vs. Truett-McConnell – Nov. 8

BLOCKED SHOTS

- 10 Hampton vs. Regent – Nov. 21
- 10 Gardner-Webb vs. Hampton – Jan. 20

2019-20 NATIONAL HONORS & AWARDS



TOMMY BRUNER, USC Upstate

- Collegeinsider.com Kyle Macy Freshman All-America Team

DJ BURNS JR., Winthrop

- Collegeinsider.com Kyle Macy Freshman All-America Team

TIM CRAFT, Gardner-Webb

- Collegeinsider.com Skip Prosser Man of the Year Award Finalist

QUINTON FERRELL, Presbyterian

- Collegeinsider.com Joe B. Hall First-Year Coach of the Year Award Finalist

PHLANDROUS FLEMING JR., Charleston Southern

- NABC All-District 3 (2nd Team)

GARDNER-WEBB

- NCAA APR Public Recognition Award for High Academic Achievement

HIGH POINT

- NABC Team Academic Excellence Award

CARLIK JONES, Radford

- Collegeinsider.com Lute Olson All-America Team
- Collegeinsider.com Lou Henson Mid-Major All-America Team
- All Mid-Major Madness (3rd Team)
- NABC All-District 3 (1st Team)
- VaSID University Division All-State (1st Team)
- Collegeinsider.com Lute Olson Player of the Year Watch List
- Collegeinsider.com Lou Henson Award Player of the Year Watch List

MIKE JONES, Radford

- Collegeinsider.com Ben Jobe National Coach of the Year Award Finalist
- Collegeinsider.com Hugh Durham Mid-Major Coach of the Year Award Finalist

PAT KELSEY, Winthrop

- Collegeinsider.com Hugh Durham Mid-Major Coach of the Year Award Finalist

JERMAINE MARROW, Hampton

- BOXTOROW National Player of the Year
- BOXTOROW All-American (1st Team)
- NABC All-District 3 (1st Team)
- VaSID University Division All-State (1st Team)
- Collegeinsider.com Lou Henson Award Player of the Year Watch List

BRENDAN QUINLAN-HUERTAS, High Point

- NABC Honors Court

JOSE PEREZ, Gardner-Webb

- Collegeinsider.com Lou Henson Award Player of the Year Watch List

RADFORD

- NCAA APR Public Recognition Award for High Academic Achievement

CADEN SANCHEZ, High Point

- NABC Honors Court

DENNY SLAY, High Point

- NABC Honors Court

BEN STANLEY, Hampton

- BOXTOROW All-American (1st Team)
- NABC All-District 3 (2nd Team)
- VaSID University Division All-State (1st Team)
- Collegeinsider.com Lou Henson Award Player of the Year Watch List (midseason addition)

To be ranked, a player must appear in at least 75.0% of his team's games.

SCORING AVERAGE

	GP	FG	3FG	FT	PTS	AVG
1. MARROW, Jermaine - HAM	28	221	59	192	693	24.8
2. STANLEY, Ben - HAM	34	295	15	144	749	22.0
3. JONES, Carlík - RAD	32	218	47	158	641	20.0
4. FLEMING, Phlandrous - CHSO	32	207	45	106	565	17.7
5. BAKER, DeVon - AVL	31	185	47	95	512	16.5
6. JAMISON JR, Eric - GWU	32	182	20	80	464	14.5
7. HAMMOND, Everette - UPST	33	156	38	128	478	14.5
8. WRIGHT, John-Michael - HPU	32	153	60	88	454	14.2
9. BRUNER, Tommy - UPST	33	158	56	89	461	14.0
10. HALE, Hunter - WINTHROP	32	146	84	70	446	13.9
11. THORPE, LJ - AVL	31	152	19	107	430	13.9
12. JONES, Tajion - AVL	31	155	65	49	424	13.7
13. JOHNSON, Nate - GWU	30	130	74	71	405	13.5
14. HIGHTOWER, Cory - PC	31	147	28	90	412	13.3
15. CORNWALL, Jaheam - GWU	32	142	87	49	420	13.1
16. FIELDS JR, Travis - RAD	31	140	64	61	405	13.1
17. BATTS, Lavar - AVL	31	142	20	91	395	12.7
18. HENDERSON, Cedric - CAMPBELL	31	148	33	55	384	12.4
19. BURNS, DJ - WINTHROP	33	175	0	44	394	11.9
20. FERGUSON, Josh - WINTHROP	34	141	58	49	389	11.4

FIELD GOAL PCT (min. 5.0 made per game)

	GP	FG	FGA	PCT
1. BURNS, DJ - WINTHROP	33	175	300	.583
2. STANLEY, Ben - HAM	34	295	514	.574
3. JONES, Tajion - AVL	31	155	305	.508
4. JONES, Carlík - RAD	32	218	447	.488
5. JAMISON JR, Eric - GWU	32	182	375	.485
6. BAKER, DeVon - AVL	31	185	410	.451
7. FLEMING, Phlandrous - CHSO	32	207	477	.434
8. MARROW, Jermaine - HAM	28	221	543	.407

3-POINT FIELD GOAL PCT (min. 2.5 made per game)

	GP	3FG	FGA	PCT
1. CORNWALL, Jaheam - GWU	32	87	196	.444
2. HALE, Hunter - WINTHROP	32	84	238	.353

FREE THROW PCT (min. 2.5 made per game)

	GP	FT	FTA	PCT
1. HAMMOND, Everette - UPST	33	128	154	.831
2. JONES, Carlík - RAD	32	158	194	.814
3. BRUNER, Tommy - UPST	33	89	111	.802
4. MARTIN, Chris - PC	31	110	141	.780
5. FLEMING, Phlandrous - CHSO	32	106	136	.779
6. BAKER, DeVon - AVL	31	95	124	.766
7. MARROW, Jermaine - HAM	28	192	252	.762
8. WRIGHT, John-Michael - HPU	32	88	116	.759
9. BATTS, Lavar - AVL	31	91	126	.722
10. JAMISON JR, Eric - GWU	32	80	116	.690

3-POINT FIELD GOALS MADE PER GAME

	GP	3FG	AVG
1. CORNWALL, Jaheam - GWU	32	87	2.72
2. HALE, Hunter - WINTHROP	32	84	2.63
3. JOHNSON, Nate - GWU	30	74	2.47
4. JUDE, Coty - AVL	31	72	2.32
5. MARROW, Jermaine - HAM	28	59	2.11
6. JONES, Tajion - AVL	31	65	2.10
7. FIELDS JR, Travis - RAD	31	64	2.06
8. BUSKEY, Deontaye - CHSO	32	62	1.94
9. MOZONE, Bryson - UPST	33	62	1.88
10. WRIGHT, John-Michael - HPU	32	60	1.88

REBOUNDING AVERAGE

	GP	OFF	DEF	TOT	AVG
1. FLEMING, Phlandrous - CHSO	32	50	228	278	8.7
2. STANLEY, Ben - HAM	34	77	167	244	7.2
3. EKE, Devine - RAD	31	76	146	222	7.2
4. FERGUSON, Josh - WINTHROP	34	70	154	224	6.6
5. THORPE, LJ - AVL	31	52	147	199	6.4
6. CINTRON, Jordan - LWU	31	60	133	193	6.2
7. WARREN, Davion - HAM	34	60	151	211	6.2
8. HIGHTOWER, Cory - PC	31	34	154	188	6.1
9. JAMISON JR, Eric - GWU	32	36	157	193	6.0
10. VAUDRIN, Chandler - WINTHROP	33	33	159	192	5.8
11. HECKSTALL, Greg - HAM	30	18	153	171	5.7
12. HOLLAND, Devonnte - RAD	30	54	116	170	5.7
13. DRAKE, Ben - PC	32	60	116	176	5.5
14. PETERSON III, Rob - HPU	31	44	122	166	5.4
15. WRIGHT, John-Michael - HPU	32	45	124	169	5.3
16. DUFEAL, Ludovic - GWU	32	67	99	166	5.2
17. JONES, Carlík - RAD	32	21	143	164	5.1
18. GENSLER, Cory - CAMPBELL	30	33	108	141	4.7
JOHNSON, Nate - GWU	30	32	109	141	4.7
20. ZINK, Nevin - UPST	33	59	95	154	4.7

ASSISTS PER GAME

	GP	AST	AVG
1. MARROW, Jermaine - HAM	28	183	6.54
2. VAUDRIN, Chandler - WINTHROP	33	191	5.79
3. JONES, Carlík - RAD	32	175	5.47
4. FLEMING, Phlandrous - CHSO	32	121	3.78
5. TURNER, Christian - GWU	32	118	3.69
6. WHITE, Dalvin - UPST	29	106	3.66
7. FIELDS JR, Travis - RAD	31	107	3.45
8. CORNWALL, Jaheam - GWU	32	105	3.28
9. PHILLIPS, Shabooty - LWU	32	99	3.09
10. MUNOZ, Juan - LWU	29	87	3.00

STEALS PER GAME

	GP	STL	AVG
1. BATTS, Lavar - AVL	31	55	1.77
2. JOHNSON, Nate - GWU	30	51	1.70
3. NELSON, Ja'Cor - CAMPBELL	25	40	1.60
4. BAKER, DeVon - AVL	31	47	1.52
5. MUNOZ, Juan - LWU	29	43	1.48
6. MARTIN, Chris - PC	31	44	1.42
7. JONES, Carlík - RAD	32	45	1.41
8. THORPE, LJ - AVL	31	43	1.39
9. GENSLER, Cory - CAMPBELL	30	41	1.37
10. VAUDRIN, Chandler - WINTHROP	33	45	1.36

BLOCKED SHOTS

	GP	BLK	AVG
1. DUFEAL, Ludovic - GWU	32	71	2.22
2. STANLEY, Ben - HAM	34	50	1.47
3. FLEMING, Phlandrous - CHSO	32	47	1.47
REID, Kareem - GWU	32	47	1.47
5. SANCHEZ, Caden - HPU	32	32	1.00
6. THOMAS JR, Cliff - HPU	27	23	0.85
7. EKE, Devine - RAD	31	26	0.84
8. SMITH, JaShaun - LWU	32	23	0.72
9. LUSANE, Joshua - CAMPBELL	31	22	0.71
10. BURNS, DJ - WINTHROP	33	23	0.70

ASSIST/TO RATIO (min. 3.0 APG)

	GP	AST	AVG	TRN	AVG	RATIO
1. TURNER, Christian - GWU	32	118	3.7	39	1.2	3.03
2. WHITE, Dalvin - UPST	29	106	3.7	36	1.2	2.94
3. JONES, Carlík - RAD	32	175	5.5	75	2.3	2.33
4. VAUDRIN, Chandler - WINTHROP	33	191	5.8	88	2.7	2.17
5. MARROW, Jermaine - HAM	28	183	6.5	85	3.0	2.15
6. CORNWALL, Jaheam - GWU	32	105	3.3	57	1.8	1.84
7. FIELDS JR, Travis - RAD	31	107	3.5	60	1.9	1.78
8. MUNOZ, Juan - LWU	29	87	3.0	61	2.1	1.43
9. PHILLIPS, Shabooty - LWU	32	99	3.1	83	2.6	1.19
10. FLEMING, Phlandrous - CHSO	32	121	3.8	107	3.3	1.13

FINAL 2019-20 MBB TEAM STATS (OVERALL)



SCORING OFFENSE		GP	PTS	AVG	3-POINT PERCENTAGE				GP	3FG	3FGA	PCT	BLOCKED SHOTS			GP	BLK	AVG			
1.	Winthrop	34	2765	81.3	1.	Gardner-Webb	32	254	706	.360	1.	Gardner-Webb	32	150	4.69						
2.	Hampton	34	2635	77.5	2.	Radford	32	251	707	.355	2.	Hampton	34	128	3.76						
3.	UNC Asheville	31	2326	75.0	3.	Campbell	31	247	706	.350	3.	High Point	32	114	3.56						
4.	Gardner-Webb	32	2318	72.4	4.	Winthrop	34	322	931	.346	4.	Campbell	31	91	2.94						
5.	Radford	32	2302	71.9	5.	UNC Asheville	31	243	703	.346	5.	Charleston Southern	32	82	2.56						
6.	USC Upstate	33	2286	69.3	6.	Longwood	32	293	856	.342	6.	Winthrop	34	84	2.47						
7.	Charleston Southern	32	2203	68.8	7.	Hampton	34	213	641	.332	7.	USC Upstate	33	80	2.42						
8.	Campbell	31	2130	68.7	8.	Charleston Southern	32	258	795	.325	8.	UNC Asheville	31	73	2.35						
9.	Presbyterian	32	2155	67.3	9.	Presbyterian	32	197	611	.322	9.	Radford	32	68	2.13						
10.	Longwood	32	2148	67.1	10.	USC Upstate	33	224	697	.321	10.	Longwood	32	67	2.09						
11.	High Point	32	2110	65.9	11.	High Point	32	198	619	.320	11.	Presbyterian	32	55	1.72						
SCORING DEFENSE		GP	PTS	AVG	3-POINT FG MADE PER GAME				GP	3FG	AVG	ASSISTS			GP	AST	AVG				
1.	Radford	32	2115	66.1	1.	Winthrop	34	322	9.47	1.	Winthrop	34	542	15.94							
2.	Campbell	31	2065	66.6	2.	Longwood	32	293	9.16	2.	Campbell	31	462	14.90							
3.	Longwood	32	2195	68.6	3.	Charleston Southern	32	258	8.06	3.	Hampton	34	497	14.62							
4.	Gardner-Webb	32	2272	71.0	4.	Campbell	31	247	7.97	4.	Gardner-Webb	32	438	13.69							
5.	Winthrop	34	2431	71.5	5.	Gardner-Webb	32	254	7.94	5.	Radford	32	427	13.34							
6.	Charleston Southern	32	2304	72.0	6.	Radford	32	251	7.84	6.	Charleston Southern	32	424	13.25							
7.	Presbyterian	32	2346	73.3	7.	UNC Asheville	31	243	7.84	7.	USC Upstate	33	415	12.58							
8.	USC Upstate	33	2460	74.5	8.	USC Upstate	33	224	6.79	8.	Presbyterian	32	392	12.25							
9.	UNC Asheville	31	2318	74.8	9.	Hampton	34	213	6.26	9.	High Point	32	391	12.22							
10.	High Point	32	2396	74.9	10.	High Point	32	198	6.19	10.	Longwood	32	349	10.91							
11.	Hampton	34	2693	79.2	11.	Presbyterian	32	197	6.16	11.	UNC Asheville	31	336	10.84							
SCORING MARGIN		GP	OFF	DEF	MAR	3-POINT FG DEFENSE				GP	3FG	3FGA	PCT	STEALS			GP	STL	AVG		
1.	Winthrop	34	81.3	71.5	+9.8	1.	Campbell	31	170	551	.309	1.	UNC Asheville	31	255	8.23					
2.	Radford	32	71.9	66.1	+5.8	2.	Winthrop	34	235	729	.322	2.	Campbell	31	223	7.19					
3.	Campbell	31	68.7	66.6	+2.1	3.	Radford	32	257	789	.326	3.	Longwood	32	215	6.72					
4.	Gardner-Webb	32	72.4	71.0	+1.4	4.	Gardner-Webb	32	266	799	.333	4.	Winthrop	34	225	6.62					
5.	UNC Asheville	31	75.0	74.8	+0.3	5.	Charleston Southern	32	228	680	.335	5.	Gardner-Webb	32	201	6.28					
6.	Longwood	32	67.1	68.6	-1.5	6.	Longwood	32	264	760	.347	6.	Charleston Southern	32	190	5.94					
7.	Hampton	34	77.5	79.2	-1.7	7.	Hampton	34	281	805	.349	7.	USC Upstate	33	195	5.91					
8.	Charleston Southern	32	68.8	72.0	-3.2	8.	USC Upstate	33	257	719	.357	8.	Presbyterian	32	188	5.88					
9.	USC Upstate	33	69.3	74.5	-5.3	9.	Presbyterian	32	289	797	.363	9.	Radford	32	170	5.31					
10.	Presbyterian	32	67.3	73.3	-6.0	10.	UNC Asheville	31	194	521	.372	10.	High Point	32	164	5.13					
11.	High Point	32	65.9	74.9	-8.9	11.	High Point	32	320	823	.389	11.	Hampton	34	171	5.03					
FIELD GOAL PERCENTAGE		GP	FG	FGA	PCT	REBOUNDING OFFENSE				GP	REB	AVG	TURNOVER MARGIN				GP	AVG	OPPT	MAR	
1.	Radford	32	841	1813	.464	1.	Winthrop	34	1388	40.8	1.	UNC Asheville	31	11.5	16.7	+5.19					
2.	Winthrop	34	980	2120	.462	2.	Hampton	34	1248	36.7	2.	USC Upstate	33	12.5	13.7	+1.24					
3.	Campbell	31	781	1700	.459	3.	Radford	32	1168	36.5	3.	Campbell	31	12.8	13.8	+1.00					
4.	UNC Asheville	31	837	1824	.459	4.	Gardner-Webb	32	1124	35.1	4.	Winthrop	34	13.9	14.6	+0.76					
5.	Hampton	34	924	2025	.456	5.	High Point	32	1115	34.8	5.	Charleston Southern	32	12.7	13.4	+0.69					
6.	Presbyterian	32	768	1707	.450	6.	Longwood	32	1101	34.4	6.	Longwood	32	13.7	14.2	+0.50					
7.	Gardner-Webb	32	810	1809	.448	7.	Presbyterian	32	1072	33.5	7.	Radford	32	10.7	11.1	+0.44					
8.	Charleston Southern	32	792	1856	.427	8.	USC Upstate	33	1094	33.2	8.	Gardner-Webb	32	12.5	12.5	+0.06					
9.	USC Upstate	33	811	1911	.424	9.	Charleston Southern	32	1031	32.2	9.	Hampton	34	11.7	11.4	-0.32					
10.	High Point	32	711	1751	.406	10.	UNC Asheville	31	950	30.6	10.	High Point	32	14.5	12.4	-2.12					
11.	Longwood	32	720	1781	.404	11.	Campbell	31	949	30.6	11.	Presbyterian	32	14.4	11.7	-2.78					
FIELD GOAL DEFENSE		GP	FG	FGA	PCT	REBOUNDING DEFENSE				GP	REB	AVG	OFFENSIVE REBOUNDS				GP	REB	AVG		
1.	Radford	32	734	1749	.420	1.	Radford	32	1034	32.3	1.	Winthrop	34	450	13.24						
2.	Gardner-Webb	32	797	1890	.422	2.	High Point	32	1058	33.1	2.	High Point	32	365	11.41						
3.	Longwood	32	760	1765	.431	3.	Winthrop	34	1127	33.1	3.	Radford	32	341	10.66						
4.	Winthrop	34	833	1909	.436	4.	Presbyterian	32	1065	33.3	4.	Hampton	34	359	10.56						
5.	Campbell	31	722	1641	.440	5.	Campbell	31	1044	33.7	5.	USC Upstate	33	319	9.67						
6.	Hampton	34	934	2090	.447	6.	Gardner-Webb	32	1137	35.5	6.	Gardner-Webb	32	307	9.59						
7.	Presbyterian	32	803	1780	.451	7.	UNC Asheville	31	1117	36.0	7.	Presbyterian	32	279	8.72						
8.	Charleston Southern	32	849	1847	.460	8.	Longwood	32	1162	36.3	8.	UNC Asheville	31	270	8.71						
9.	High Point	32	822	1779	.462	9.	USC Upstate	33	1215	36.8	9.	Longwood	32	272	8.50						
10.	USC Upstate	33	845	1823	.464	10.	Hampton	34	1272	37.4	10.	Charleston Southern	32	261	8.16						
11.	UNC Asheville	31	843	1670	.505	11.	Charleston Southern	32	1201	37.5	11.	Campbell	31	221	7.13						
FREE THROW PCT		GP	FTM	FTA	PCT	REBOUNDING MARGIN				GP	AVG	OPP	MAR	ASSIST/TURNOVER RATIO				GP	AST	TRN	RAT
1.	Charleston Southern	32	361	487	.741	1.	Winthrop	34	40.8	33.1	+7.7	1.	Radford	32	13.3	10.7	1.25				
2.	Campbell	31	321	439	.731	2.	Radford	32	36.5	32.3	+4.2	2.	Hampton	34	14.6	11.7	1.25				
3.	Presbyterian	32	422	592	.713	3.	High Point	32	34.8	33.1	+1.8	3.	Campbell	31	14.9	12.8	1.16				
4.	Longwood	32	415	592	.701	4.	Presbyterian	32	33.5	33.3	+0.2	4.	Winthrop	34	15.9	13.9	1.15				
5.	Hampton	34	574	821	.699	5.	Gardner-Webb	32	35.1	35.5	-0.4	5.	Gardner-Webb	32	13.7	12.5	1.10				
6.	High Point	32	490	701	.699	6.	Hampton	34	36.7	37.4	-0.7	6.	Charleston Southern	32	13.3	12.7	1.04				
7.	Gardner-Webb	32	444	640	.694	7.	Longwood	32	34.4	36.3	-1.9	7.	USC Upstate	33	12.6	12.5	1.01				
8.	USC Upstate	33	440	641	.686	8.	Campbell	31	30.6	33.7	-3.1	8.	UNC Asheville	31	10.8	11.5	0.94				
9.	UNC Asheville	31	409	620	.660	9.	USC Upstate	33	33.2	36.8	-3.7	9.	Presbyterian	32	12.3	14.4	0.85				
10.	Radford	32	369	575	.642	10.	Charleston Southern	32	32.2	37.5	-5.3	10.	High Point	32	12.2	14.5	0.84				
11.	Winthrop	34	483	760	.636	11.	UNC Asheville	31	30.6	36.0	-5.4	11.	Longwood	32	10.9	13.7	0.80				



FINAL 2019-20 MBB INDIVIDUAL STATS (BIG SOUTH)

To be ranked, a player must appear in at least 75.0% of his team's games.

SCORING AVERAGE

	GP	FG	3FG	FT	PTS	AVG
1. MARROW, Jermaine - HAM	18	134	32	133	433	24.1
2. STANLEY, Ben - HAM	18	168	6	78	420	23.3
3. FLEMING, Phlandrous - CHSO	18	141	34	71	387	21.5
4. JONES, Carlík - RAD	18	126	24	91	367	20.4
5. JOHNSON, Nate - GWU	18	94	58	56	302	16.8
6. BAKER, DeVon - AVL	18	108	26	54	296	16.4
7. BRUNER, Tommy - UPST	18	99	30	64	292	16.2
8. THORPE, LJ - AVL	18	99	9	72	279	15.5
9. HALE, Hunter - WINTHROP	18	92	53	40	277	15.4
10. WRIGHT, John - Michael-HPU	18	88	39	58	273	15.2
11. HIGHTOWER, Cory - PC	18	86	20	65	257	14.3
12. HAMMOND, Everette - UPST	18	82	20	73	257	14.3
13. FIELDS JR, Travis - RAD	18	92	40	32	256	14.2
14. JAMISON JR, Eric - GWU	18	103	13	35	254	14.1
15. MUNOZ, Juan - LWU	17	68	40	57	233	13.7
16. CORNWALL, Jaheam - GWU	18	82	49	31	244	13.6
17. BURNS, DJ - WINTHROP	17	98	0	29	225	13.2
18. JONES, Tajion - AVL	18	85	40	24	234	13.0
19. BATTS, Lavar - AVL	18	82	9	54	227	12.6
20. BUSKEY, Deontaye - CHSO	18	80	41	25	226	12.6

FIELD GOAL PCT (min. 5.0 made per game)

	GP	FG	FGA	PCT
1. BURNS, DJ - WINTHROP	17	98	164	.598
2. STANLEY, Ben - HAM	18	168	295	.569
3. JONES, Carlík - RAD	18	126	257	.490
4. THORPE, LJ - AVL	18	99	202	.490
5. FIELDS JR, Travis - RAD	18	92	193	.477
6. JOHNSON, Nate - GWU	18	94	198	.475
7. FLEMING, Phlandrous - CHSO	18	141	300	.470
8. JAMISON JR, Eric - GWU	18	103	226	.456
9. BAKER, DeVon - AVL	18	108	245	.441
10. BRUNER, Tommy - UPST	18	99	231	.429

3-POINT FIELD GOAL PCT (min. 2.5 made per game)

	GP	3FG	FGA	PCT
1. CORNWALL, Jaheam - GWU	18	49	110	.445
2. JOHNSON, Nate - GWU	18	58	133	.436
3. HALE, Hunter - WINTHROP	18	53	146	.363

FREE THROW PCT (min. 2.5 made per game)

	GP	FT	FTA	PCT
1. HAMMOND, Everette - UPST	18	73	84	.869
2. JOHNSON, Nate - GWU	18	56	65	.862
3. JONES, Carlík - RAD	18	91	106	.858
4. MUNOZ, Juan - LWU	17	57	69	.826
5. BRUNER, Tommy - UPST	18	64	79	.810
6. MARROW, Jermaine - HAM	18	133	171	.778
7. MARTIN, Chris - PC	17	70	90	.778
8. FLEMING, Phlandrous - CHSO	18	71	93	.763
9. WRIGHT, John-Michael - HPU	18	58	78	.744
10. BAKER, DeVon - AVL	18	54	73	.740

3-POINT FIELD GOALS MADE PER GAME

	GP	3FG	AVG
1. JOHNSON, Nate - GWU	18	58	3.22
2. HALE, Hunter - WINTHROP	18	53	2.94
3. CORNWALL, Jaheam - GWU	18	49	2.72
4. MUNOZ, Juan - LWU	17	40	2.35
5. BUSKEY, Deontaye - CHSO	18	41	2.28
6. FIELDS JR, Travis - RAD	18	40	2.22
7. JONES, Tajion - AVL	18	40	2.22
8. JUDE, Coty - AVL	18	39	2.17
9. WRIGHT, John-Michael - HPU	18	39	2.17
10. FLEMING, Phlandrous - CHSO	18	34	1.89

REBOUNDING AVERAGE

	GP	OFF	DEF	TOT	AVG
1. FLEMING, Phlandrous - CHSO	18	25	141	166	9.2
2. EKE, Devine - RAD	18	41	98	139	7.7
3. STANLEY, Ben - HAM	18	47	89	136	7.6
4. THORPE, LJ - AVL	18	31	92	123	6.8
5. CINTRON, Jordan - LWU	18	38	83	121	6.7
6. HIGHTOWER, Cory - PC	18	18	102	120	6.7
7. JAMISON JR, Eric - GWU	18	17	101	118	6.6
8. WARREN, Davion - HAM	18	38	80	118	6.6
9. FERGUSON, Josh - WINTHROP	18	40	75	115	6.4
10. PETERSON III, Rob - HPU	17	26	81	107	6.3
11. VAUDRIN, Chandler - WINTHROP	18	17	92	109	6.1
12. HECKSTALL, Greg - HAM	18	14	93	107	5.9
13. HOLLAND, Devonnte - RAD	17	31	65	96	5.6
14. DRAKE, Ben - PC	18	34	65	99	5.5
15. JOHNSON, Nate - GWU	18	20	79	99	5.5
16. JONES, Carlík - RAD	18	12	86	98	5.4
17. WRIGHT, John-Michael - HPU	18	24	73	97	5.4
18. DUFEAL, Ludovic - GWU	18	41	53	94	5.2
19. HAMMOND, Everette - UPST	18	12	76	88	4.9
20. HENDERSON, Cedric - CAMPBELL	18	20	68	88	4.9

ASSISTS PER GAME

	GP	AST	AVG
1. MARROW, Jermaine - HAM	18	122	6.78
2. VAUDRIN, Chandler - WINTHROP	18	111	6.17
3. JONES, Carlík - RAD	18	100	5.56
4. TURNER, Christian - GWU	18	84	4.67
5. FLEMING, Phlandrous - CHSO	18	75	4.17
6. CORNWALL, Jaheam - GWU	18	69	3.83
7. FIELDS JR, Travis - RAD	18	68	3.78
8. PHILLIPS, Shabooty - LWU	18	61	3.39
9. WHITE, Dalvin - UPST	15	48	3.20
10. BRUNER, Tommy - UPST	18	57	3.17

STEALS PER GAME

	GP	STL	AVG
1. JOHNSON, Nate - GWU	18	35	1.94
2. BATTS, Lavar - AVL	18	32	1.78
3. NELSON, Ja'Cor - CAMPBELL	16	25	1.56
4. MUNOZ, Juan - LWU	17	26	1.53
5. BUSKEY, Deontaye - CHSO	18	27	1.50
6. CINTRON, Jordan - LWU	18	25	1.39
7. BAKER, DeVon - AVL	18	22	1.22
8. JONES, Carlík - RAD	18	22	1.22
9. VAUDRIN, Chandler - WINTHROP	18	22	1.22
10. HAMMOND, Everette - UPST	18	22	1.22
11. THORPE, LJ - AVL	18	22	1.22

BLOCKED SHOTS

	GP	BLK	AVG
1. DUFEAL, Ludovic - GWU	18	47	2.61
2. STANLEY, Ben - HAM	18	32	1.78
3. REID, Kareem - GWU	18	28	1.56
4. FLEMING, Phlandrous - CHSO	18	27	1.50
5. SANCHEZ, Caden - HPU	18	20	1.11
6. EKE, Devine - RAD	18	18	1.00
7. SMITH, JaShaun - LWU	18	17	0.94
8. BURNS, DJ - WINTHROP	17	15	0.88
9. LUSANE, Joshua - CAMPBELL	18	15	0.83
10. FERGUSON, Josh - WINTHROP	18	15	0.83

ASSIST/TO RATIO (min. 3.0 APG)

	GP	AST	AVG	TRN	AVG	RATIO
1. WHITE, Dalvin - UPST	15	48	3.2	13	0.9	3.69
2. TURNER, Christian - GWU	18	84	4.7	27	1.5	3.11
3. JONES, Carlík - RAD	18	100	5.6	38	2.1	2.63
4. MARROW, Jermaine - HAM	18	122	6.8	49	2.7	2.49
5. VAUDRIN, Chandler - WINTHROP	18	111	6.2	50	2.8	2.22
6. FIELDS JR, Travis - RAD	18	68	3.8	36	2.0	1.89
7. CORNWALL, Jaheam - GWU	18	69	3.8	37	2.1	1.86
8. PHILLIPS, Shabooty - LWU	18	61	3.4	43	2.4	1.42
9. FLEMING, Phlandrous - CHSO	18	75	4.2	62	3.4	1.21
10. BATTS, Lavar - AVL	18	54	3.0	47	2.6	1.15

FINAL 2019-20 MBB TEAM STATS (BIG SOUTH)



SCORING OFFENSE

	GP	PTS	AVG
1. Winthrop	18	1488	82.7
2. Hampton	18	1432	79.6
3. Gardner-Webb	18	1377	76.5
4. Radford	18	1315	73.1
5. UNC Asheville	18	1297	72.1
6. Charleston Southern	18	1286	71.4
7. Presbyterian	18	1276	70.9
8. USC Upstate	18	1258	69.9
9. Campbell	18	1206	67.0
10. High Point	18	1205	66.9
Longwood	18	1205	66.9

3-POINT PERCENTAGE

	GP	3FG	3FGA	PCT
1. Gardner-Webb	18	156	406	.384
2. Campbell	18	143	387	.370
3. UNC Asheville	18	128	355	.361
4. Longwood	18	170	473	.359
5. Radford	18	135	386	.350
6. Winthrop	18	170	492	.346
7. Charleston Southern	18	161	469	.343
8. Presbyterian	18	114	334	.341
9. Hampton	18	108	329	.328
10. USC Upstate	18	119	363	.328
11. High Point	18	116	359	.323

BLOCKED SHOTS

	GP	BLK	AVG
1. Gardner-Webb	18	93	5.17
2. Campbell	18	62	3.44
3. Hampton	18	61	3.39
4. High Point	18	59	3.28
5. USC Upstate	18	48	2.67
Charleston Southern	18	48	2.67
7. Longwood	18	47	2.61
UNC Asheville	18	47	2.61
9. Winthrop	18	44	2.44
10. Radford	18	40	2.22
11. Presbyterian	18	30	1.67

SCORING DEFENSE

	GP	PTS	AVG
1. Radford	18	1211	67.3
2. Longwood	18	1223	67.9
3. Campbell	18	1236	68.7
4. Gardner-Webb	18	1272	70.7
5. Winthrop	18	1292	71.8
6. High Point	18	1307	72.6
7. Charleston Southern	18	1313	72.9
8. Presbyterian	18	1322	73.4
9. USC Upstate	18	1328	73.8
10. UNC Asheville	18	1349	74.9
11. Hampton	18	1492	82.9

3-POINT FG MADE PER GAME

	GP	3FG	AVG
1. Winthrop	18	170	9.44
Longwood	18	170	9.44
3. Charleston Southern	18	161	8.94
4. Gardner-Webb	18	156	8.67
5. Campbell	18	143	7.94
6. Radford	18	135	7.50
7. UNC Asheville	18	128	7.11
8. USC Upstate	18	119	6.61
9. High Point	18	116	6.44
10. Presbyterian	18	114	6.33
11. Hampton	18	108	6.00

ASSISTS

	GP	AST	AVG
1. Winthrop	18	298	16.56
2. Gardner-Webb	18	272	15.11
3. Campbell	18	269	14.94
4. Hampton	18	268	14.89
5. Charleston Southern	18	250	13.89
6. Radford	18	248	13.78
7. USC Upstate	18	235	13.06
8. High Point	18	225	12.50
9. Presbyterian	18	222	12.33
10. Longwood	18	203	11.28
11. UNC Asheville	18	187	10.39

SCORING MARGIN

	GP	OFF	DEF	MAR
1. Winthrop	18	82.7	71.8	+10.9
2. Gardner-Webb	18	76.5	70.7	+5.8
3. Radford	18	73.1	67.3	+5.8
4. Longwood	18	66.9	67.9	-1.0
5. Charleston Southern	18	71.4	72.9	-1.5
6. Campbell	18	67.0	68.7	-1.7
7. Presbyterian	18	70.9	73.4	-2.6
8. UNC Asheville	18	72.1	74.9	-2.9
9. Hampton	18	79.6	82.9	-3.3
10. USC Upstate	18	69.9	73.8	-3.9
11. High Point	18	66.9	72.6	-5.7

3-POINT FG DEFENSE

	GP	3FG	3FGA	PCT
1. Winthrop	18	112	362	.309
2. Gardner-Webb	18	139	424	.328
3. Radford	18	154	468	.329
4. USC Upstate	18	130	387	.336
5. Campbell	18	103	298	.346
6. Charleston Southern	18	131	374	.350
7. Longwood	18	147	419	.351
8. Presbyterian	18	148	416	.356
9. Hampton	18	160	430	.372
10. UNC Asheville	18	124	330	.376
11. High Point	18	172	445	.387

STEALS

	GP	STL	AVG
1. UNC Asheville	18	136	7.56
2. Winthrop	18	131	7.28
3. Longwood	18	130	7.22
4. Gardner-Webb	18	122	6.78
5. Campbell	18	116	6.44
6. USC Upstate	18	101	5.61
7. Presbyterian	18	100	5.56
8. Charleston Southern	18	97	5.39
9. High Point	18	92	5.11
10. Radford	18	87	4.83
11. Hampton	18	85	4.72

FIELD GOAL PERCENTAGE

	GP	FG	FGA	PCT
1. Radford	18	480	993	.483
2. Presbyterian	18	432	909	.475
3. Gardner-Webb	18	480	1021	.470
4. Campbell	18	439	941	.467
5. Winthrop	18	518	1116	.464
6. UNC Asheville	18	465	1002	.464
7. Hampton	18	496	1083	.458
8. Charleston Southern	18	459	1028	.446
9. USC Upstate	18	444	1030	.431
10. High Point	18	400	952	.420
11. Longwood	18	393	970	.405

REBOUNDING OFFENSE

	GP	REB	AVG
1. Winthrop	18	734	40.8
2. Hampton	18	661	36.7
3. Radford	18	652	36.2
4. Gardner-Webb	18	646	35.9
5. High Point	18	617	34.3
6. USC Upstate	18	615	34.2
7. Longwood	18	608	33.8
8. Presbyterian	18	600	33.3
9. Charleston Southern	18	562	31.2
10. Campbell	18	533	29.6
11. UNC Asheville	18	529	29.4

TURNOVER MARGIN

	GP	AVG	OPPT	MAR
1. UNC Asheville	18	11.8	15.3	+3.56
2. Winthrop	18	13.9	15.2	+1.28
3. Gardner-Webb	18	12.8	13.2	+0.44
Longwood	18	13.6	14.0	+0.44
5. USC Upstate	18	12.2	12.5	+0.28
6. Radford	18	10.3	10.5	+0.22
7. Charleston Southern	18	11.9	11.7	-0.17
8. Hampton	18	10.9	10.3	-0.61
9. High Point	18	13.1	12.2	-0.94
10. Campbell	18	12.9	11.9	-1.06
11. Presbyterian	18	15.2	11.7	-3.44

FIELD GOAL DEFENSE

	GP	FG	FGA	PCT
1. Radford	18	414	993	.417
2. Gardner-Webb	18	452	1072	.422
3. Longwood	18	418	980	.427
4. Winthrop	18	442	982	.450
5. High Point	18	438	961	.456
6. Presbyterian	18	444	971	.457
7. USC Upstate	18	458	1000	.458
8. Campbell	18	442	953	.464
9. Charleston Southern	18	478	1028	.465
10. Hampton	18	521	1108	.470
11. UNC Asheville	18	499	997	.501

REBOUNDING DEFENSE

	GP	REB	AVG
1. Presbyterian	18	550	30.6
2. Radford	18	577	32.1
3. Winthrop	18	582	32.3
4. Campbell	18	583	32.4
5. High Point	18	612	34.0
6. Gardner-Webb	18	639	35.5
7. Charleston Southern	18	641	35.6
8. Longwood	18	642	35.7
9. UNC Asheville	18	642	35.7
10. USC Upstate	18	644	35.8
11. Hampton	18	645	35.8

OFFENSIVE REBOUNDS

	GP	REB	AVG
1. Winthrop	18	253	14.06
2. Hampton	18	198	11.00
3. High Point	18	189	10.50
4. Radford	18	180	10.00
5. USC Upstate	18	177	9.83
6. Gardner-Webb	18	174	9.67
7. Presbyterian	18	146	8.11
8. Longwood	18	145	8.06
9. UNC Asheville	18	129	7.17
10. Charleston Southern	18	122	6.78
11. Campbell	18	118	6.56

FREE THROW PCT

	GP	FTM	FTA	PCT
1. Charleston Southern	18	207	264	.784
2. Presbyterian	18	298	407	.732
3. Hampton	18	332	459	.723
4. Longwood	18	249	348	.716
5. Gardner-Webb	18	261	371	.704
6. Campbell	18	185	263	.703
7. USC Upstate	18	251	361	.695
8. High Point	18	289	417	.693
9. UNC Asheville	18	239	360	.664
10. Winthrop	18	282	436	.647
11. Radford	18	220	352	.625

REBOUNDING MARGIN

	GP	AVG	OPP	MAR
1. Winthrop	18	40.8	32.3	+8.4
2. Radford	18	36.2	32.1	+4.2
3. Presbyterian	18	33.3	30.6	+2.8
4. Hampton	18	36.7	35.8	+0.9
5. Gardner-Webb	18	35.9	35.5	+0.4
6. High Point	18	34.3	34.0	+0.3
7. USC Upstate	18	34.2	35.8	-1.6
8. Longwood	18	33.8	35.7	-1.9
9. Campbell	18	29.6	32.4	-2.8
10. Charleston Southern	18	31.2	35.6	-4.4
11. UNC Asheville	18	29.4	35.7	-6.3

ASSIST/TURNOVER RATIO

	GP	AST	TRN	RAT
1. Hampton	18	14.9	10.9	1.37
2. Radford	18	13.8	10.3	1.34
3. Winthrop	18	16.6	13.9	1.19
4. Gardner-Webb	18	15.1	12.8	1.18
5. Charleston Southern	18	13.9	11.9	1.17
6. Campbell	18	14.9	12.9	1.15
7. USC Upstate	18	13.1	12.2	1.07
8. High Point	18	12.5	13.1	0.95
9. UNC Asheville	18	10.4	11.8	0.88
10. Longwood	18	11.3	13.6	0.83
11. Presbyterian	18	12.3	15.2	0.81

FINAL WOMEN'S BASKETBALL STANDINGS

Team	Big South			Overall			Home	Road	Neu	L10	Streak
	W	L	PCT	W	L	PCT					
x-Campbell	16	4	.800	21	8	.724	12-2	9-6	0-0	7-3	L2
Radford	15	5	.750	17	12	.586	7-5	10-6	0-1	9-1	W4
High Point	14	6	.700	16	13	.552	9-4	7-9	0-0	8-2	W5
Hampton	14	6	.700	18	11	.621	8-5	8-6	2-0	7-3	L1
Gardner-Webb	13	7	.650	18	11	.621	11-3	7-8	0-0	8-2	W4
UNC Asheville	9	11	.450	16	14	.533	9-6	6-8	1-0	4-6	W1
Winthrop	8	12	.400	11	19	.367	5-9	6-9	0-1	2-8	L4
Longwood	8	12	.400	12	18	.400	7-8	5-10	0-0	2-8	L1
Presbyterian	7	13	.350	12	18	.400	7-7	5-11	0-0	5-5	W2
USC Upstate	4	16	.200	10	20	.333	7-8	3-12	0-0	4-6	W2
Charleston Southern	2	18	.100	4	26	.133	3-13	1-13	0-0	1-9	L5

x - Regular-season Champion

ANNUAL AWARD WINNERS

ALL-CONFERENCE TEAM

First-Team

Camryn Brown, High Point
Skyler Curran, High Point
Khiana Johnson, Radford
Kyla McMakin, Longwood
Laren VanArsdale, Hampton

Second-Team

Carley Plentovich, Gardner-Webb
Sydney Nunley, Radford
Hayley Barber, Campbell
Ashley Bates, Hampton
Dayna Rouse, Longwood

Honorable Mention

Trinity Johnson, Presbyterian
Nadiria Evans, UNC Asheville
Brianna Lewis, USC Upstate
Luana Serranho, Campbell
Brooke Jordan-Brown, Asheville

ALL-FRESHMAN TEAM

Kyla McMakin, Longwood
Nylah Young, Hampton
Anne-Hamilton LeRoy, Longwood
Tionna Carter, Presbyterian
Jenson Edwards, High Point

PLAYER OF THE YEAR

Camryn Brown, High Point

FRESHMAN OF THE YEAR

Kyla McMakin, Longwood

DEFENSIVE

PLAYER OF THE YEAR

Ashley Bates, Hampton

COACH OF THE YEAR

Ronny Fisher, Campbell

ALL-ACADEMIC TEAM

Lauren McNamara-Clement, CU
Carmella Walker, Charleston So.
Carley Plentovich, Gardner-Webb
Laren VanArsdale, Hampton
Camryn Brown, High Point
Mallory Odell, Longwood
Kacie Hall, Presbyterian
Jen Falconer, Radford
Brooke Jordan-Brown, Asheville
Riley Popplewell, USC Upstate
Miquela Santoro, Winthrop

SCHOLAR-ATHLETE OF THE YEAR

Camryn Brown, High Point

2020 NCAA POSTSEASON RESULTS

All NCAA winter and spring championships were canceled on March 12, 2020, due to the evolving COVID-19 public health threat.



2020 BIG SOUTH CHAMPIONSHIP

TUESDAY, MARCH 10 - FIRST ROUND

(9) Presbyterian 82 at (8) Longwood 73
(10) USC Upstate 60 (7) 57
at (6) UNC Asheville 82 (11) Charleston Southern 46

THURSDAY, MARCH 12 - QUARTERFINALS

at No. 1 seed

(9) Presbyterian at (1) Campbell canceled
(4) Hampton vs. (5) Gardner-Webb canceled

at No. 2 seed

(10) USC Upstate at (2) Radford canceled
(3) High Point vs. (6) UNC Asheville canceled

FRIDAY, MARCH 13 - SEMIFINALS

at No. 1 seed

canceled

at No. 2 seed

canceled

SUNDAY, MARCH 15 - CHAMPIONSHIP

canceled

On March 12, 2020, the Big South Conference Executive Committee made the difficult decision to cancel the remaining rounds of the Hercules Tires Big South Conference Women's Basketball Championship due to the coronavirus pandemic.

2019-20 PLAYERS OF THE WEEK

Nov. 11	MaKayla Timmons, Hampton
Nov. 18	Dayna Rouse, Longwood
Nov. 25	Skyler Curran, High Point
Dec. 2	Hayley Barber, Campbell
Dec. 9	Trinity Johnson, Presbyterian
Dec. 16	Carley Plentovich, Gardner-Webb
Dec. 23	Destinee Jamison-Whitfield, Winthrop
Jan. 6	Dayna Rouse, Longwood
Jan. 13	Camryn Brown, High Point
Jan. 20	Sydney Nunley, Radford
Jan. 27	Skyler Curran, High Point
Feb. 3	Camryn Brown, High Point
Feb. 10	Skyler Curran, High Point
Feb. 17	Laren VanArsdale, Hampton
Feb. 24	Ashley Bates, Hampton
March 1	Skyler Curran, High Point
March 8	Camryn Brown, High Point

2019-20 FRESHMEN OF THE WEEK

Nov. 11	Quadijah Moore, USC Upstate
Nov. 18	Lauren Bevis, Gardner-Webb
Nov. 25	Anne-Hamilton LeRoy, Longwood
Dec. 2	Kyla McMakin, Longwood
Dec. 9	Asia Smith, Charleston Southern
Dec. 16	Kyla McMakin, Longwood
Dec. 23	Kyla McMakin, Longwood
Jan. 6	Kyla McMakin, Longwood
Jan. 13	Nylah Young, Hampton
Jan. 20	Nylah Young, Hampton
Jan. 27	Kyla McMakin, Longwood
Feb. 3	Nylah Young, Hampton
Feb. 10	Kyla McMakin, Longwood
Feb. 17	Nylah Young, Hampton
Feb. 24	Nylah Young, Hampton & Kyla McMakin, Longwood
March 1	Jenson Edwards, High Point
March 8	Jenson Edwards, High Point

2019-20 WBB SINGLE-GAME HIGHS



INDIVIDUAL

POINTS

44 Camryn Brown, High Point vs. Winthrop - Feb. 1

FIELD GOALS

16 Camryn Brown, High Point vs. Winthrop - Feb. 1

FIELD GOAL ATTEMPTS

28 Brianna Lewis, USC Upstate vs. Campbell - Feb. 1

FIELD GOAL PERCENTAGE (min. 10 FG made)

90.9 Quadijah Moore (10-11), USC Upstate vs. Mars Hill - Nov. 16

THREE-POINT FIELD GOALS

10 Camryn Brown, High Point vs. Winthrop - Feb. 1

THREE-POINT FIELD GOAL ATTEMPTS

16 Camryn Brown, High Point vs. Winthrop - Feb. 1

THREE-POINT FIELD GOAL PERCENTAGE (min. 7 3FG made)

87.5 Makaila Wilson (7-8), Radford vs. USC Upstate - Feb. 25

FREE THROWS

15 Riley Popplewell, USC Upstate vs. Longwood - Jan. 11

FREE THROW ATTEMPTS

19 Amele Ngwafang, Radford vs. High Point - Feb. 22

FREE THROW PERCENTAGE (min. 10 FT made, best output listed)

100.0 Riley Popplewell (15-15), USC Upstate vs. Longwood - Jan. 11

REBOUNDS

23 Brooke Jordan-Brown, UNC Asheville vs. Presbyterian - Dec. 28

ASSISTS

12 Brianna Lewis, USC Upstate vs. Florida A&M - Nov. 5

12 MaKayla Timmons, Hampton vs. USC Upstate - Jan. 14

STEALS

8 Jhessyka Williams, Gardner-Webb vs. Hampton - Feb. 8

BLOCKED SHOTS

8 Dayna Rouse, Longwood at Winthrop - Jan. 21

8 Amaria McNear, High Point at Gardner-Webb - Jan. 28

8 Akila Smith, Longwood vs. Hampton - Feb. 15

TEAM

POINTS

122 Campbell vs. St. Andrews - Nov. 5

MARGIN OF VICTORY

66 Campbell (122) vs. St. Andrews (56) - Nov. 5

FIELD GOALS

43 Campbell vs. St. Andrews - Nov. 5

FIELD GOAL ATTEMPTS

81 Charleston Southern vs. Virginia-Lynchburg - Dec. 7

81 USC Upstate vs. Campbell - Feb. 1

FIELD GOAL PERCENTAGE

64.3 Presbyterian (27-42) at South Carolina State - Nov. 6

THREE-POINT FIELD GOALS

20 High Point vs. Winthrop - Feb. 1

THREE-POINT FIELD GOAL ATTEMPTS

46 High Point at Winthrop - Dec. 31

THREE-POINT FIELD GOAL PERCENTAGE (min. 10 3FG made)

58.8 Hampton (10-17) at Alabama - Nov. 6

FREE THROWS

28 Hampton at USC Upstate - Feb. 18

28 Campbell vs. Longwood - Feb. 22

FREE THROW ATTEMPTS

38 Gardner-Webb at Longwood - Dec. 28

38 Radford at Gardner-Webb - Jan. 25

FREE THROW PERCENTAGE (min. 10 FT made, best output listed)

1.000 Hampton (22-22) at Longwood - Feb. 15

REBOUNDS

65 Charleston Southern vs. Virginia-Lynchburg - Dec. 7

ASSISTS

28 USC Upstate vs. Mars Hill - Nov. 16

STEALS

21 Campbell vs. St. Andrews - Nov. 5

BLOCKED SHOTS

11 Longwood at Winthrop - Jan. 21

2019-20 NATIONAL HONORS & AWARDS



ASHLEY BATES, Hampton

• BOXTOROW All-American (1st Team)

CAMRYN BROWN, High Point

• CoSIDA Academic All-America (3rd Team)
• CoSIDA Academic All-District 3 (1st Team)
• WBCA "So You Want To Be A Coach" selection

KENIA COLE, Hampton

• WBCA Thirty Under 30 Award

JEN FALCONER, Radford

• VaSID University Division Academic All-State

BROOKE JORDAN-BROWN, UNC Asheville

• CoSIDA Academic All-District 3 (1st Team)

KYLA McMAKIN, Longwood

• Her Hoop Stats Feb 15 Freshmen
• VaSID University Division All-State Rookie of the Year
• VaSID University Division All-State (2nd Team)

RILEY POPPLEWELL, USC Upstate

• I-AAA Athletic Directors Association Scholar-Athlete Team

RADFORD

• NCAA APR Public Recognition Award for High Academic Achievement

UNC ASHEVILLE

• NCAA APR Public Recognition Award for High Academic Achievement

LAREN VanARSDALE, Hampton

• BOXTOROW All-American (2nd Team)
• VaSID University Division All-State (2nd Team)

To be ranked, a player must appear in at least 75.0% of her team's games.

SCORING AVERAGE

	GP	FG	3FG	FT	PTS	AVG
1. McMAKIN, Kyla - LWU	30	205	73	82	565	18.8
2. BROWN, Camryn - HPU	29	162	83	85	492	17.0
3. CURRAN, Skyler - HPU	29	172	78	68	490	16.9
4. LEWIS, Brianna - UPST	25	148	24	74	394	15.8
5. VANARSDALE, Laren - HAM	29	146	30	120	442	15.2
6. JOHNSON, Trinity - PC	29	139	28	134	440	15.2
7. ROUSE, Dayna - LWU	30	179	3	89	450	15.0
8. EVANS, Nadirra - AVL	30	157	12	102	428	14.3
9. PLETOVICH, Carley - GWU	29	134	63	76	407	14.0
10. BATES, Ashley - HAM	29	130	31	99	390	13.4
11. YOUNG, Nylah - HAM	29	137	21	74	369	12.7
12. DENGOKL, Sonora - AVL	30	134	5	87	360	12.0
TIMMONS, MaKayla - HAM	29	122	56	48	348	12.0
14. JOHNSON, Khiana - RAD	29	124	29	68	345	11.9
15. PLETOVICH, Savannah - GWU	29	108	56	62	334	11.5
16. LEROY, Anne-Hamilton - LWU	30	112	38	70	332	11.1
WHITFIELD, Jah'Che - WINTHROP	30	128	15	61	332	11.1
18. NUNLEY, Sydney - RAD	28	117	0	67	301	10.8
19. WILLIAMS, Jhessyka - GWU	29	106	18	67	297	10.2
20. SERRANHO, Luana - CAM	29	90	36	66	282	9.7

FIELD GOAL PCT (min. 4.0 made per game)

	GP	FG	FGA	PCT
1. ROUSE, Dayna - LWU	30	179	331	.541
2. NUNLEY, Sydney - RAD	28	117	217	.539
3. EVANS, Nadirra - AVL	30	157	362	.434
4. BROWN, Camryn - HPU	29	162	379	.427
5. BATES, Ashley - HAM	29	130	310	.419
6. DENGOKL, Sonora - AVL	30	134	320	.419
7. JOHNSON, Trinity - PC	29	139	332	.419
8. CURRAN, Skyler - HPU	29	172	411	.418
9. WHITFIELD, Jah'Che - WINTHROP	30	128	306	.418
10. NWABUDU, Kem - WINTHROP	29	116	282	.411

3-POINT FIELD GOAL PCT (min. 1.5 made per game)

	GP	3FG	FGA	PCT
1. BROWN, Camryn - HPU	29	83	213	.390
2. WILSON, Makaila - RAD	29	58	149	.389
3. PLETOVICH, Carley - GWU	29	63	170	.371
4. SPEIGHT, Kianna - CAM	29	66	183	.361
5. PLETOVICH, Savannah - GWU	29	56	157	.357
6. McMAKIN, Kyla - LWU	30	73	213	.343
7. HALL, Kacie - PC	30	50	147	.340
8. TIMMONS, MaKayla - HAM	29	56	165	.339
9. CURRAN, Skyler - HPU	29	78	236	.331
10. TUELLE, ShyAnne - CAM	29	48	156	.308

FREE THROW PCT (min. 2.5 made per game)

	GP	FT	FTA	PCT
1. PLETOVICH, Carley - GWU	29	76	85	.894
2. McMAKIN, Kyla - LWU	30	82	102	.804
3. POPPLEWELL, Riley - UPST	30	97	122	.795
4. VANARSDALE, Laren - HAM	29	120	154	.779
5. WALKER, Carmella - CHSO	29	89	115	.774
6. BROWN, Camryn - HPU	29	85	112	.759
7. JOHNSON, Trinity - PC	29	134	180	.744
8. ROUSE, Dayna - LWU	30	89	121	.736
9. LEWIS, Brianna - UPST	25	74	104	.712
10. YOUNG, Nylah - HAM	29	74	105	.705

3-POINT FIELD GOALS MADE PER GAME

	GP	3FG	AVG
1. BROWN, Camryn - HPU	29	83	2.86
2. CURRAN, Skyler - HPU	29	78	2.69
3. McMAKIN, Kyla - LWU	30	73	2.43
4. SPEIGHT, Kianna - CAM	29	66	2.28
5. PLETOVICH, Carley - GWU	29	63	2.17
6. WILSON, Makaila - RAD	29	58	2.00
7. TIMMONS, MaKayla - HAM	29	56	1.93
PLETOVICH, Savannah - GWU	29	56	1.93
9. HALL, Kacie - PC	30	50	1.67
10. TUELLE, ShyAnne - CAM	29	48	1.66

REBOUNDING AVERAGE

	GP	OFF	DEF	TOT	AVG
1. JORDAN-BROWN, Brooke - AVL	30	117	197	314	10.5
2. POPPLEWELL, Riley - UPST	30	107	150	257	8.6
3. NGWAFANG, Amele - RAD	29	103	131	234	8.1
4. BOLDEN, Taya - CAM	29	102	129	231	8.0
5. NUNLEY, Sydney - RAD	28	57	153	210	7.5
6. ROUSE, Dayna - LWU	30	72	145	217	7.2
7. YOUNG, Nylah - HAM	29	81	125	206	7.1
8. STEEDE, Tierra - CHSO	23	33	129	162	7.0
9. RILEY, Anika - WINTHROP	30	46	161	207	6.9
10. CURRAN, Skyler - HPU	29	36	152	188	6.5
11. SMITH, Akila - LWU	30	75	119	194	6.5
12. WHITFIELD, Jah'Che - WINTHROP	30	43	140	183	6.1
13. WILLIAMS, Jhessyka - GWU	29	54	120	174	6.0
14. COMPTON, Jade - PC	30	68	110	178	5.9
15. BATES, Ashley - HAM	29	40	122	162	5.6
16. HERRING, Barrett - UPST	25	45	94	139	5.6
17. CARTER, Tionna - PC	30	53	112	165	5.5
18. NWABUDU, Kem - WINTHROP	29	38	119	157	5.4
19. RAINFORD, Aiden - RAD	29	56	100	156	5.4
20. GODFREY, Sharita - CHSO	30	29	130	159	5.3

ASSISTS PER GAME

	GP	AST	AVG
1. SMITH, Tra'Dayja - LWU	29	188	6.48
2. BROWN, Camryn - HPU	29	152	5.24
3. LEWIS, Brianna - UPST	25	122	4.88
4. JOHNSON, Khiana - RAD	29	128	4.41
5. TIMMONS, MaKayla - HAM	29	126	4.34
6. JOHNSON, Trinity - PC	29	108	3.72
7. PLETOVICH, Savannah - GWU	29	101	3.48
8. VANARSDALE, Laren - HAM	29	100	3.45
9. EDWARDS, Jenson - HPU	22	68	3.09
10. BARBER, Hayley - CAM	25	76	3.04

STEALS PER GAME

	GP	STL	AVG
1. BATES, Ashley - HAM	29	100	3.45
2. JOHNSON, Trinity - PC	29	75	2.59
3. WILLIAMS, Jhessyka - GWU	29	67	2.31
4. WALKER, Carmella - CHSO	29	64	2.21
5. TIMMONS, MaKayla - HAM	29	63	2.17
6. PLETOVICH, Savannah - GWU	29	59	2.03
7. McMAKIN, Kyla - LWU	30	59	1.97
8. VANARSDALE, Laren - HAM	29	56	1.93
9. SMITH, Tra'Dayja - LWU	29	49	1.69
PLETOVICH, Carley - GWU	29	49	1.69

BLOCKED SHOTS

	GP	BLK	AVG
1. SMITH, Akila - LWU	30	74	2.47
2. ROUSE, Dayna - LWU	30	59	1.97
3. MCNEAR, Amaria - HPU	23	38	1.65
4. HERRING, Barrett - UPST	25	36	1.44
5. STEEDE, Tierra - CHSO	23	28	1.22
6. CAPONEGRO, Gabrielle - GWU	29	30	1.03
7. NUNLEY, Sydney - RAD	28	25	0.89
8. CARTER, Tionna - PC	30	25	0.83
9. MCMICHEL, Chyna - HPU	22	17	0.77
10. HUESTON, Alexis - GWU	29	22	0.76
YOUNG, Nylah - HAM	29	22	0.76

ASSIST/TO RATIO (min. 3.0 APG)

	GP	AST	AVG	TRN	AVG	RATIO
1. BROWN, Camryn - HPU	29	152	5.2	65	2.2	2.34
2. EDWARDS, Jenson - HPU	22	68	3.1	33	1.5	2.06
3. PLETOVICH, Savannah - GWU	29	101	3.5	64	2.2	1.58
4. SMITH, Tra'Dayja - LWU	29	188	6.5	126	4.3	1.49
5. BARBER, Hayley - CAM	25	76	3.0	54	2.2	1.41
6. TIMMONS, MaKayla - HAM	29	126	4.3	97	3.3	1.30
7. JOHNSON, Khiana - RAD	29	128	4.4	116	4.0	1.10
8. LEWIS, Brianna - UPST	25	122	4.9	117	4.7	1.04
9. VANARSDALE, Laren - HAM	29	100	3.4	105	3.6	0.95
10. JOHNSON, Trinity - PC	29	108	3.7	118	4.1	0.92

FINAL 2019-20 WBB TEAM STATS (OVERALL)



SCORING OFFENSE		GP	PTS	AVG	3-POINT PERCENTAGE				GP	3FG	3FGA	PCT	BLOCKED SHOTS			GP	BLK	AVG		
1.	High Point	29	1996	68.8	1.	High Point	29	305	917	.333	1.	Longwood	30	176	5.87					
2.	Longwood	30	2038	67.9	2.	Longwood	30	175	532	.329	2.	USC Upstate	30	121	4.03					
3.	Gardner-Webb	29	1895	65.3	3.	Hampton	29	158	486	.325	3.	High Point	29	102	3.52					
4.	Hampton	29	1867	64.4	4.	Gardner-Webb	29	214	662	.323	4.	Gardner-Webb	29	99	3.41					
5.	Campbell	29	1772	61.1	5.	Presbyterian	30	184	588	.313	5.	Radford	29	82	2.83					
6.	UNC Asheville	30	1815	60.5	6.	Radford	29	150	494	.304	6.	Charleston Southern	30	79	2.63					
7.	Radford	29	1734	59.8	7.	Campbell	29	212	703	.302	7.	Presbyterian	30	73	2.43					
8.	Presbyterian	30	1754	58.5	8.	Winthrop	30	109	381	.286	8.	Winthrop	30	72	2.40					
9.	Winthrop	30	1712	57.1	9.	UNC Asheville	30	118	416	.284	9.	Hampton	29	65	2.24					
10.	USC Upstate	30	1690	56.3	10.	Charleston Southern	30	133	501	.265	10.	Campbell	29	54	1.86					
11.	Charleston Southern	30	1649	55.0	11.	USC Upstate	30	120	523	.229	11.	UNC Asheville	30	46	1.53					
SCORING DEFENSE		GP	PTS	AVG	3-POINT FG MADE PER GAME				GP	3FG	AVG	ASSISTS			GP	AST	AVG			
1.	Campbell	29	1518	52.3	1.	High Point	29	305	10.52	1.	High Point	29	423	14.59						
2.	Radford	29	1682	58.0	2.	Gardner-Webb	29	214	7.38	2.	Longwood	30	418	13.93						
	UNC Asheville	30	1740	58.0	3.	Campbell	29	212	7.31	3.	Campbell	29	370	12.76						
4.	Presbyterian	30	1779	59.3	4.	Presbyterian	30	184	6.13	4.	Hampton	29	357	12.31						
5.	Gardner-Webb	29	1807	62.3	5.	Longwood	30	175	5.83	5.	Gardner-Webb	29	352	12.14						
6.	Hampton	29	1819	62.7	6.	Hampton	29	158	5.45	6.	USC Upstate	30	363	12.10						
7.	Winthrop	30	1918	63.9	7.	Radford	29	150	5.17	7.	Radford	29	348	12.00						
8.	USC Upstate	30	1955	65.2	8.	Charleston Southern	30	133	4.43	8.	Winthrop	30	318	10.60						
9.	High Point	29	1937	66.8	9.	USC Upstate	30	120	4.00	9.	Presbyterian	30	316	10.53						
10.	Charleston Southern	30	2070	69.0	10.	UNC Asheville	30	118	3.93	10.	Charleston Southern	30	294	9.80						
11.	Longwood	30	2085	69.5	11.	Winthrop	30	109	3.63	11.	UNC Asheville	30	263	8.77						
SCORING MARGIN		GP	OFF	DEF	MAR	3-POINT FG DEFENSE				GP	3FG	3FGA	PCT	STEALS			GP	STL	AVG	
1.	Campbell	29	61.1	52.3	+8.8	1.	Gardner-Webb	29	128	477	.268	1.	Hampton	29	313	10.79				
2.	Gardner-Webb	29	65.3	62.3	+3.0	2.	Hampton	29	165	602	.274	2.	Gardner-Webb	29	303	10.45				
3.	UNC Asheville	30	60.5	58.0	+2.5	3.	Campbell	29	113	408	.277	3.	Longwood	30	269	8.97				
4.	High Point	29	68.8	66.8	+2.0	4.	Presbyterian	30	177	590	.300	4.	Presbyterian	30	256	8.53				
5.	Radford	29	59.8	58.0	+1.8	5.	Radford	29	164	526	.312	5.	Charleston Southern	30	234	7.80				
6.	Hampton	29	64.4	62.7	+1.7	6.	UNC Asheville	30	168	534	.315	6.	Campbell	29	206	7.10				
7.	Presbyterian	30	58.5	59.3	-0.8	7.	Winthrop	30	212	670	.316	7.	Winthrop	30	210	7.00				
8.	Longwood	30	67.9	69.5	-1.6	8.	USC Upstate	30	183	568	.322	8.	USC Upstate	30	191	6.37				
9.	Winthrop	30	57.1	63.9	-6.9	9.	Longwood	30	196	602	.326	9.	High Point	29	170	5.86				
10.	USC Upstate	30	56.3	65.2	-8.8	10.	High Point	29	130	395	.329	10.	Radford	29	160	5.52				
11.	Charleston Southern	30	55.0	69.0	-14.0	11.	Charleston Southern	30	248	752	.330	11.	UNC Asheville	30	159	5.30				
FIELD GOAL PERCENTAGE		GP	FG	FGA	PCT	REBOUNDING OFFENSE				GP	REB	AVG	TURNOVER MARGIN			GP	AVG	OPPT	MAR	
1.	Longwood	30	750	1833	.409	1.	UNC Asheville	30	1240	41.3	1.	Gardner-Webb	29	16.1	21.8	+5.62				
2.	High Point	29	685	1740	.394	2.	USC Upstate	30	1218	40.6	2.	Hampton	29	14.9	19.9	+5.00				
3.	UNC Asheville	30	664	1704	.390	3.	Radford	29	1158	39.9	3.	High Point	29	13.7	15.3	+1.59				
4.	Presbyterian	30	617	1586	.389	4.	Winthrop	30	1183	39.4	4.	Campbell	29	14.8	16.2	+1.38				
5.	Hampton	29	658	1703	.386	5.	Campbell	29	1125	38.8	5.	Presbyterian	30	17.1	17.5	+0.40				
6.	Campbell	29	623	1615	.386	6.	Longwood	30	1117	37.2	6.	Longwood	30	16.8	16.9	+0.07				
7.	Radford	29	615	1604	.383	7.	Gardner-Webb	29	1069	36.9	7.	Charleston Southern	30	17.1	15.5	-1.57				
8.	Winthrop	30	644	1688	.382	8.	Hampton	29	1003	34.6	8.	Radford	29	15.9	14.2	-1.76				
9.	Charleston Southern	30	614	1684	.365	9.	Charleston Southern	30	1036	34.5	9.	UNC Asheville	30	14.9	12.9	-2.03				
10.	Gardner-Webb	29	640	1795	.357	10.	High Point	29	1001	34.5	10.	Winthrop	30	18.4	15.2	-3.20				
11.	USC Upstate	30	625	1786	.350	11.	Presbyterian	30	1025	34.2	11.	USC Upstate	30	18.6	15.1	-3.47				
FIELD GOAL DEFENSE		GP	FG	FGA	PCT	REBOUNDING DEFENSE				GP	REB	AVG	OFFENSIVE REBOUNDS			GP	REB	AVG		
1.	Campbell	29	548	1525	.359	1.	UNC Asheville	30	981	32.7	1.	UNC Asheville	30	436	14.53					
2.	Radford	29	610	1657	.368	2.	Campbell	29	986	34.0	2.	USC Upstate	30	387	12.90					
3.	UNC Asheville	30	641	1685	.380	3.	Radford	29	1033	35.6	3.	Gardner-Webb	29	372	12.83					
4.	USC Upstate	30	714	1859	.384	4.	Presbyterian	30	1069	35.6	4.	Longwood	30	373	12.43					
5.	Charleston Southern	30	727	1883	.386	5.	Winthrop	30	1112	37.1	5.	Campbell	29	349	12.03					
6.	Winthrop	30	704	1793	.393	6.	Hampton	29	1140	39.3	6.	Hampton	29	337	11.62					
7.	Longwood	30	721	1830	.394	7.	High Point	29	1168	40.3	7.	Radford	29	330	11.38					
8.	Presbyterian	30	636	1614	.394	8.	Gardner-Webb	29	1170	40.3	8.	Winthrop	30	341	11.37					
9.	Hampton	29	646	1602	.403	9.	Longwood	30	1214	40.5	9.	Presbyterian	30	314	10.47					
10.	Gardner-Webb	29	649	1598	.406	10.	USC Upstate	30	1224	40.8	10.	Charleston Southern	30	265	8.83					
11.	High Point	29	697	1699	.410	11.	Charleston Southern	30	1322	44.1	11.	High Point	29	244	8.41					
FREE THROW PCT		GP	FTM	FTA	PCT	REBOUNDING MARGIN				GP	AVG	OPP	MAR	ASSIST/TURNOVER RATIO			GP	AST	TRN	RAT
1.	Longwood	30	363	485	.748	1.	UNC Asheville	30	41.3	32.7	+8.6	1.	High Point	29	14.6	13.7	1.07			
2.	Gardner-Webb	29	401	540	.743	2.	Campbell	29	38.8	34.0	+4.8	2.	Campbell	29	12.8	14.8	0.86			
3.	Hampton	29	393	555	.708	3.	Radford	29	39.9	35.6	+4.3	3.	Longwood	30	13.9	16.8	0.83			
4.	USC Upstate	30	320	455	.703	4.	Winthrop	30	39.4	37.1	+2.4	4.	Hampton	29	12.3	14.9	0.82			
5.	Charleston Southern	30	288	417	.691	5.	USC Upstate	30	40.6	40.8	-0.2	5.	Radford	29	12.0	15.9	0.75			
6.	Presbyterian	30	336	497	.676	6.	Presbyterian	30	34.2	35.6	-1.5	6.	Gardner-Webb	29	12.1	16.1	0.75			
7.	High Point	29	321	480	.669	7.	Longwood	30	37.2	40.5	-3.2	7.	USC Upstate	30	12.1	18.6	0.65			
8.	Campbell	29	314	470	.668	8.	Gardner-Webb	29	36.9	40.3	-3.5	8.	Presbyterian	30	10.5	17.1	0.61			
9.	Radford	29	354	542	.653	9.	Hampton	29	34.6	39.3	-4.7	9.	UNC Asheville	30	8.8	14.9	0.59			
10.	UNC Asheville	30	369	567	.651	10.	High Point	29	34.5	40.3	-5.8	10.	Winthrop	30	10.6	18.4	0.58			
11.	Winthrop	30	315	492	.640	11.	Charleston Southern	30	34.5	44.1	-9.5	11.	Charleston Southern	30	9.8	17.1	0.57			



FINAL 2019-20 WBB INDIVIDUAL STATS (BIG SOUTH)

To be ranked, a player must appear in at least 75.0% of her team's games.

SCORING AVERAGE

	GP	FG	3FG	FT	PTS	AVG
1. McMAKIN, Kyla - LWU	20	140	49	61	390	19.5
2. BROWN, Camryn - HPU	20	117	55	68	357	17.9
3. LEWIS, Brianna - UPST	15	94	13	51	252	16.8
4. CURRAN, Skyler - HPU	20	115	51	48	329	16.5
5. VANARSDALE, Laren - HAM	20	101	19	94	315	15.8
6. ROUSE, Dayna - LWU	20	130	3	45	308	15.4
7. EVANS, Nadirra - AVL	20	109	9	72	299	15.0
8. YOUNG, Nylah - HAM	20	109	14	65	297	14.9
9. JOHNSON, Trinity - PC	19	86	13	86	271	14.3
10. PLETOVICH, Carley - GWU	20	93	40	53	279	14.0
11. BATES, Ashley - HAM	20	86	21	65	258	12.9
12. DENGOKL, Sonora - AVL	20	93	4	66	256	12.8
13. JOHNSON, Khiana - RAD	20	86	20	54	246	12.3
14. TIMMONS, MaKayla - HAM	20	81	38	40	240	12.0
15. LEROY, Anne-Hamilton - LWU	20	81	28	49	239	12.0
16. NUNLEY, Sydney - RAD	20	89	0	55	233	11.7
17. WILLIAMS, Jhessyka - GWU	20	82	14	45	223	11.2
18. WHITFIELD, Jah'Che - WINTHROP	20	80	11	47	218	10.9
19. PLETOVICH, Savannah - GWU	20	73	37	33	216	10.8
20. POPPLEWELL, Riley - UPST	20	63	4	80	210	10.5

FIELD GOAL PCT (min. 4.0 made per game)

	GP	FG	FGA	PCT
1. NUNLEY, Sydney - RAD	20	89	160	.556
2. ROUSE, Dayna - LWU	20	130	249	.522
3. CARTER, Tionna - PC	20	80	155	.516
4. NWABUDU, Kem - WINTHROP	19	90	200	.450
5. CURRAN, Skyler - HPU	20	115	257	.447
6. BROWN, Camryn - HPU	20	117	269	.435
7. VANARSDALE, Laren - HAM	20	101	236	.428
8. DENGOKL, Sonora - AVL	20	93	219	.425
9. EVANS, Nadirra - AVL	20	109	257	.424
10. WHITFIELD, Jah'Che - WINTHROP	20	80	192	.417

3-POINT FIELD GOAL PCT (min. 1.5 made per game)

	GP	3FG	FGA	PCT
1. WILSON, Makaila - RAD	20	40	97	.412
2. BROWN, Camryn - HPU	20	55	147	.374
3. CURRAN, Skyler - HPU	20	51	140	.364
4. HALL, Kacie - PC	20	33	91	.363
5. SPEIGHT, Kianna - CAM	20	49	139	.353
6. WRIGHT, Zaria - HPU	20	31	89	.348
7. PLETOVICH, Savannah - GWU	20	37	107	.346
8. TIMMONS, MaKayla - HAM	20	38	110	.345
9. PLETOVICH, Carley - GWU	20	40	121	.331
10. McMAKIN, Kyla - LWU	20	49	151	.325

FREE THROW PCT (min. 2.5 made per game)

	GP	FT	FTA	PCT
1. PLETOVICH, Carley-GWU	20	53	59	.898
2. POPPLEWELL, Riley-UPST	20	80	99	.808
3. McMAKIN, Kyla-LWU	20	61	77	.792
4. VANARSDALE, Laren-HAM	20	94	120	.783
5. BROWN, Camryn-HPU	20	68	88	.773
LEWIS, Brianna-UPST	15	51	66	.773
7. WALKER, Carmella-CHSO	19	56	73	.767
8. JOHNSON, Trinity-PC	19	86	117	.735
9. BATES, Ashley-HAM	20	65	90	.722
10. DENGOKL, Sonora-AVL	20	66	92	.717

3-POINT FIELD GOALS MADE PER GAME

	GP	3FG	AVG
1. BROWN, Camryn - HPU	20	55	2.75
2. CURRAN, Skyler - HPU	20	51	2.55
3. McMAKIN, Kyla - LWU	20	49	2.45
SPEIGHT, Kianna - CAM	20	49	2.45
5. WILSON, Makaila - RAD	20	40	2.00
PLETOVICH, Carley - GWU	20	40	2.00
7. TIMMONS, MaKayla - HAM	20	38	1.90
8. PLETOVICH, Savannah - GWU	20	37	1.85
9. HALL, Kacie - PC	20	33	1.65
10. WRIGHT, Zaria - HPU	20	31	1.55

REBOUNDING AVERAGE

	GP	OFF	DEF	TOT	AVG
1. JORDAN-BROWN, Brooke - AVL	20	82	161	243	12.2
2. BOLDEN, Taya - CAM	20	78	102	180	9.0
3. POPPLEWELL, Riley - UPST	20	72	106	178	8.9
4. NGWAFANG, Amele - RAD	20	69	101	170	8.5
5. YOUNG, Nylah - HAM	20	59	106	165	8.3
6. NUNLEY, Sydney - RAD	20	41	122	163	8.2
7. ROUSE, Dayna - LWU	20	54	100	154	7.7
8. STEEDE, Tierra - CHSO	20	28	121	149	7.5
9. CURRAN, Skyler - HPU	20	26	115	141	7.1
10. SMITH, Akila - LWU	20	54	85	139	7.0
11. RILEY, Anika - WINTHROP	20	27	110	137	6.9
12. HERRING, Barrett - UPST	19	40	79	119	6.3
13. WILLIAMS, Jhessyka - GWU	20	39	83	122	6.1
14. BATES, Ashley - HAM	20	21	100	121	6.1
CARTER, Tionna - PC	20	35	86	121	6.1
16. WHITFIELD, Jah'Che - WINTHROP	20	28	92	120	6.0
17. RAINFORD, Aiden - RAD	20	37	76	113	5.7
COMPTON, Jade - PC	20	48	65	113	5.7
19. BARBER, Hayley - CAM	16	22	68	90	5.6
20. EDWARDS, Jenson - HPU	19	17	89	106	5.6

ASSISTS PER GAME

	GP	AST	AVG
1. SMITH, Tra'Dayja - LWU	19	124	6.53
2. BROWN, Camryn - HPU	20	112	5.60
3. LEWIS, Brianna - UPST	15	70	4.67
4. TIMMONS, MaKayla - HAM	20	93	4.65
5. JOHNSON, Khiana - RAD	20	86	4.30
6. JOHNSON, Trinity - PC	19	79	4.16
7. PLETOVICH, Savannah - GWU	20	69	3.45
8. EDWARDS, Jenson - HPU	19	63	3.32
9. BARBER, Hayley - CAM	16	52	3.25
10. VANARSDALE, Laren - HAM	20	56	2.80

STEALS PER GAME

	GP	STL	AVG
1. BATES, Ashley - HAM	20	70	3.50
2. WILLIAMS, Jhessyka - GWU	20	54	2.70
3. JOHNSON, Trinity - PC	19	50	2.63
4. WALKER, Carmella - CHSO	19	44	2.32
5. PLETOVICH, Savannah - GWU	20	42	2.10
6. McMAKIN, Kyla - LWU	20	40	2.00
TIMMONS, MaKayla - HAM	20	40	2.00
8. VANARSDALE, Laren - HAM	20	38	1.90
9. PLETOVICH, Carley - GWU	20	37	1.85
10. SMITH, Tra'Dayja - LWU	19	35	1.84

BLOCKED SHOTS

	GP	BLK	AVG
1. SMITH, Akila - LWU	20	51	2.55
2. ROUSE, Dayna - LWU	20	46	2.30
3. HERRING, Barrett - UPST	19	30	1.58
4. STEEDE, Tierra - CHSO	20	25	1.25
5. CAPONEGRO, Gabrielle - GWU	20	22	1.10
6. MCMICHEL, Chyna - HPU	15	15	1.00
7. NWABUDU, Kem - WINTHROP	19	18	0.95
8. CARTER, Tionna - PC	20	18	0.90
9. NUNLEY, Sydney - RAD	20	17	0.85
YOUNG, Nylah - HAM	20	17	0.85

ASSIST/TO RATIO (min. 3.0 APG)

	GP	AST	AVG	TRN	AVG RATIO
1. BROWN, Camryn - HPU	20	112	5.6	43	2.2
2. EDWARDS, Jenson - HPU	19	63	3.3	31	1.6
3. PLETOVICH, Savannah - GWU	20	69	3.5	42	1.64
4. SMITH, Tra'Dayja - LWU	19	124	6.5	79	4.2
5. TIMMONS, MaKayla - HAM	20	93	4.7	60	3.0
6. BARBER, Hayley - CAM	16	52	3.3	42	2.6
7. JOHNSON, Khiana - RAD	20	86	4.3	77	3.9
8. LEWIS, Brianna - UPST	15	70	4.7	66	4.4
9. JOHNSON, Trinity - PC	19	79	4.2	85	4.5

FINAL 2019-20 WBB TEAM STATS (BIG SOUTH)



SCORING OFFENSE		GP	PTS	AVG	3-POINT PERCENTAGE				GP	3FG	3FGA	PCT	BLOCKED SHOTS			GP	BLK	AVG		
1.	High Point	20	1420	71.0	1.	High Point	20	214	597	.358	1.	Longwood	20	127	6.35					
2.	Longwood	20	1381	69.1	2.	Longwood	20	117	342	.342	2.	USC Upstate	20	83	4.15					
3.	Gardner-Webb	20	1304	65.2	3.	Hampton	20	107	328	.326	3.	High Point	20	74	3.70					
4.	Hampton	20	1301	65.1	4.	Gardner-Webb	20	144	456	.316	4.	Gardner-Webb	20	65	3.25					
5.	Radford	20	1241	62.0	5.	Presbyterian	20	116	370	.314	5.	Radford	20	58	2.90					
6.	UNC Asheville	20	1181	59.0	6.	Radford	20	98	325	.302	6.	Winthrop	20	58	2.90					
7.	Campbell	20	1180	59.0	7.	Campbell	20	138	486	.284	7.	Presbyterian	20	52	2.60					
8.	Winthrop	20	1141	57.0	8.	Winthrop	20	72	268	.269	8.	Charleston Southern	20	52	2.60					
9.	Presbyterian	20	1140	57.0	9.	UNC Asheville	20	68	255	.267	9.	Hampton	20	46	2.30					
10.	USC Upstate	20	1092	54.6	10.	Charleston Southern	20	87	340	.256	10.	Campbell	20	34	1.70					
11.	Charleston Southern	20	1038	51.9	11.	USC Upstate	20	68	312	.218	11.	UNC Asheville	20	31	1.55					
SCORING DEFENSE		GP	PTS	AVG	3-POINT FIELD GOALS MADE				GP	3FG	AVG	ASSISTS			GP	AST	AVG			
1.	Campbell	20	1008	50.4	1.	High Point	20	214	10.70	1.	High Point	20	306	15.30						
2.	Radford	20	1078	53.9	2.	Gardner-Webb	20	144	7.20	2.	Longwood	20	292	14.60						
3.	Gardner-Webb	20	1192	59.6	3.	Campbell	20	138	6.90	3.	Hampton	20	252	12.60						
4.	UNC Asheville	20	1198	59.9	4.	Longwood	20	117	5.85	4.	Gardner-Webb	20	241	12.05						
5.	Presbyterian	20	1199	60.0	5.	Presbyterian	20	116	5.80	5.	Radford	20	240	12.00						
6.	Hampton	20	1209	60.5	6.	Hampton	20	107	5.35	6.	Campbell	20	237	11.85						
7.	Winthrop	20	1227	61.3	7.	Radford	20	98	4.90	7.	USC Upstate	20	217	10.85						
8.	High Point	20	1288	64.4	8.	Charleston Southern	20	87	4.35	8.	Winthrop	20	214	10.70						
9.	USC Upstate	20	1313	65.7	9.	Winthrop	20	72	3.60	9.	Presbyterian	20	211	10.55						
10.	Charleston Southern	20	1318	65.9	10.	USC Upstate	20	68	3.40	10.	Charleston Southern	20	182	9.10						
11.	Longwood	20	1389	69.4		UNC Asheville	20	68	3.40	11.	UNC Asheville	20	165	8.25						
SCORING MARGIN		GP	OFF	DEF	MAR	3-POINT FG DEFENSE				GP	3FG	3FGA	PCT	STEALS			GP	STL	AVG	
1.	Campbell	20	59.0	50.4	+8.6	1.	Campbell	20	70	278	.252	1.	Gardner-Webb	20	223	11.15				
2.	Radford	20	62.0	53.9	+8.1	2.	Gardner-Webb	20	80	317	.252	2.	Hampton	20	209	10.45				
3.	High Point	20	71.0	64.4	+6.6	3.	Hampton	20	105	392	.268	3.	Longwood	20	184	9.20				
4.	Gardner-Webb	20	65.2	59.6	+5.6	4.	Presbyterian	20	113	380	.297	4.	Presbyterian	20	154	7.70				
5.	Hampton	20	65.1	60.5	+4.6	5.	Winthrop	20	133	444	.300	5.	Winthrop	20	141	7.05				
6.	Longwood	20	69.1	69.4	-0.4	6.	Charleston Southern	20	146	479	.305	6.	Charleston Southern	20	133	6.65				
7.	UNC Asheville	20	59.0	59.9	-0.9	7.	Radford	20	112	367	.305	7.	Campbell	20	123	6.15				
8.	Presbyterian	20	57.0	60.0	-3.0	8.	Longwood	20	129	396	.326	8.	High Point	20	121	6.05				
9.	Winthrop	20	57.0	61.3	-4.3	9.	UNC Asheville	20	118	359	.329	9.	USC Upstate	20	115	5.75				
10.	USC Upstate	20	54.6	65.7	-11.1	10.	USC Upstate	20	130	393	.331	10.	Radford	20	102	5.10				
11.	Charleston Southern	20	51.9	65.9	-14.0	11.	High Point	20	93	274	.339	11.	UNC Asheville	20	95	4.75				
FIELD GOAL PERCENTAGE		GP	FG	FGA	PCT	REBOUNDING OFFENSE				GP	REB	AVG	TURNOVER MARGIN			GP	AVG	OPPT	MAR	
1.	High Point	20	484	1166	.415	1.	Radford	20	848	42.4	1.	Gardner-Webb	20	15.6	22.0	+6.40				
2.	Longwood	20	512	1236	.414	2.	USC Upstate	20	822	41.1	2.	Hampton	20	13.6	19.0	+5.40				
3.	Radford	20	432	1099	.393	3.	UNC Asheville	20	814	40.7	3.	High Point	20	12.9	15.0	+2.10				
4.	Hampton	20	448	1155	.388	4.	Winthrop	20	797	39.8	4.	Campbell	20	15.5	15.8	+0.35				
5.	Winthrop	20	437	1133	.386	5.	Campbell	20	795	39.8	5.	Longwood	20	17.3	17.5	+0.20				
6.	UNC Asheville	20	433	1123	.386	6.	Longwood	20	754	37.7	6.	Presbyterian	20	17.3	16.5	-0.85				
7.	Presbyterian	20	405	1052	.385		Gardner-Webb	20	754	37.7	7.	Radford	20	15.5	14.0	-1.50				
8.	Campbell	20	411	1086	.378	8.	Charleston Southern	20	694	34.7	8.	UNC Asheville	20	15.0	12.3	-2.70				
9.	Gardner-Webb	20	440	1235	.356	9.	Hampton	20	692	34.6	9.	Charleston Southern	20	16.6	13.9	-2.75				
10.	Charleston Southern	20	384	1099	.349		High Point	20	692	34.6	10.	Winthrop	20	17.9	15.0	-2.85				
11.	USC Upstate	20	398	1190	.334	11.	Presbyterian	20	676	33.8	11.	USC Upstate	20	18.1	14.3	-3.80				
FIELD GOAL DEFENSE		GP	FG	FGA	PCT	REBOUNDING DEFENSE				GP	REB	AVG	OFFENSIVE REBOUNDS			GP	REB	AVG		
1.	Radford	20	385	1149	.335	1.	Campbell	20	663	33.2	1.	Gardner-Webb	20	271	13.55					
2.	Campbell	20	362	1047	.346	2.	UNC Asheville	20	667	33.3	2.	UNC Asheville	20	269	13.45					
3.	Charleston Southern	20	450	1223	.368	3.	Radford	20	706	35.3	3.	USC Upstate	20	256	12.80					
4.	USC Upstate	20	467	1234	.378	4.	Presbyterian	20	707	35.3	4.	Longwood	20	252	12.60					
5.	Winthrop	20	452	1183	.382	5.	Winthrop	20	728	36.4	5.	Campbell	20	249	12.45					
6.	UNC Asheville	20	439	1134	.387	6.	Hampton	20	780	39.0	6.	Radford	20	228	11.40					
7.	Longwood	20	475	1218	.390	7.	Gardner-Webb	20	787	39.3	7.	Winthrop	20	221	11.05					
8.	Hampton	20	433	1094	.396	8.	High Point	20	791	39.5	8.	Hampton	20	212	10.60					
9.	Presbyterian	20	423	1063	.398	9.	Longwood	20	807	40.3	9.	Presbyterian	20	211	10.55					
10.	Gardner-Webb	20	423	1054	.401	10.	USC Upstate	20	828	41.4	10.	Charleston Southern	20	160	8.00					
11.	High Point	20	475	1175	.404	11.	Charleston Southern	20	874	43.7	11.	High Point	20	151	7.55					
FREE THROW PCT		GP	FTM	FTA	PCT	REBOUNDING MARGIN				GP	AVG	OPP	MAR	ASSIST/TURNOVER RATIO			GP	AST	TRN	RAT
1.	Longwood	20	240	311	.772	1.	UNC Asheville	20	40.7	33.3	+7.4	1.	High Point	20	15.3	12.9	1.19			
2.	Gardner-Webb	20	280	378	.741	2.	Radford	20	42.4	35.3	+7.1	2.	Hampton	20	12.6	13.6	0.93			
3.	USC Upstate	20	228	312	.731	3.	Campbell	20	39.8	33.2	+6.6	3.	Longwood	20	14.6	17.3	0.84			
4.	Hampton	20	298	415	.718	4.	Winthrop	20	39.8	36.4	+3.4	4.	Radford	20	12.0	15.5	0.77			
5.	Charleston Southern	20	183	257	.712	5.	USC Upstate	20	41.1	41.4	-0.3	5.	Gardner-Webb	20	12.1	15.6	0.77			
6.	High Point	20	238	338	.704	6.	Presbyterian	20	33.8	35.3	-1.5	6.	Campbell	20	11.9	15.5	0.77			
7.	Winthrop	20	195	292	.668	7.	Gardner-Webb	20	37.7	39.3	-1.6	7.	Presbyterian	20	10.6	17.3	0.61			
8.	Presbyterian	20	214	321	.667	8.	Longwood	20	37.7	40.3	-2.6	8.	USC Upstate	20	10.9	18.1	0.60			
9.	Campbell	20	220	332	.663	9.	Hampton	20	34.6	39.0	-4.4	9.	Winthrop	20	10.7	17.9	0.60			
10.	Radford	20	279	423	.660	10.	High Point	20	34.6	39.5	-5.0	10.	UNC Asheville	20	8.3	15.0	0.55			
11.	UNC Asheville	20	247	376	.657	11.	Charleston Southern	20	34.7	43.7	-9.0	11.	Charleston Southern	20	9.1	16.6	0.55			



FINAL 2019-20 NCAA STATISTICAL RANKINGS

MEN'S BASKETBALL

INDIVIDUAL (TOP 45)

Points Per Game

3.	Jermaine Marrow, Hampton	24.8
9.	Ben Stanley, Hampton	22.0
28.	Carlík Jones, Radford	20.0

Triple-Doubles

3.	Chandler Vaudrin, Winthrop	1
3.	Phlandrous Fleming Jr., Charleston Southern	1
3.	Cory Hightower, Presbyterian	1
3.	LJ Thorpe, UNC Asheville	1

3-Point Field Goal Percentage

6.	Jaheam Cornwall, Gardner-Webb	2.72
----	-------------------------------	------

Assist-Turnover Ratio

8.	Christian Turner, Gardner-Webb	3.03
11.	Dalvin White, USC Upstate	2.94
39.	Carlík Jones, Radford	2.33

Assists Per Game

11.	Jermaine Marrow, Hampton	6.5
26.	Chandler Vaudrin, Winthrop	5.8
36.	Carlík Jones, Radford	5.5

Field Goal Percentage

17.	DJ Burns Jr., Winthrop	58.3
23.	Ben Stanley, Hampton	57.4

Blocked Shots Per Game

27.	Ludovic Duféal, Gardner-Webb	2.22
-----	------------------------------	------

Defensive Rebounds Per Game

29.	Phlandrous Fleming Jr., Charleston Southern	7.13
-----	---	------

Double-Doubles

33.	Phlandrous Fleming Jr., Charleston Southern	13
-----	---	----

TEAM (TOP 45)

Turnover Margin

4.	UNC Asheville	+5.2
----	---------------	------

Scoring Offense

5.	Winthrop	81.3
31.	Hampton	77.5

Rebounds Per Game

6.	Winthrop	40.82
----	----------	-------

Rebound Margin

8.	Winthrop	+7.7
----	----------	------

Offensive Rebounds Per Game

9.	Winthrop	13.24
----	----------	-------

Turnovers Per Game

13.	Radford	10.7
44.	UNC Asheville	11.5

Assists Per Game

15.	Winthrop	15.9
38.	Campbell	14.9

Turnovers Forced

15.	UNC Asheville	16.71
-----	---------------	-------

3-Point Field Goals Per Game

21.	Winthrop	9.5
30.	Longwood	9.2

Steals Per Game

24.	UNC Asheville	8.2
-----	---------------	-----

Blocked Shots Per Game

26.	Gardner-Webb	4.7
-----	--------------	-----

Scoring Margin

28.	Winthrop	+9.8
-----	----------	------

Assist-Turnover Ratio

37.	Hampton	1.25
38.	Radford	1.25

Personal Fouls Per Game

39.	Charleston Southern	15.4
-----	---------------------	------

Field Goal Percentage

44.	Radford	46.4
-----	---------	------

WOMEN'S BASKETBALL

INDIVIDUAL (TOP 45)

Assists Per Game

4.	Tra'Dayja Smith, Longwood	6.5
25.	Camryn Brown, High Point	5.2

Triple-Doubles

4.	Tra'Dayja Smith, Longwood	1
----	---------------------------	---

Free Throw Percentage

8.	Carley Plentovich, Gardner-Webb	89.4
----	---------------------------------	------

Steals Per Game

8.	Ashley Bates, Hampton	3.45
24.	Trinity Johnson, Presbyterian	2.59

Rebounds Per Game

20.	Brooke Jordan-Brown, UNC Asheville	10.5
-----	------------------------------------	------

3-Point Field Goals Per Game

21.	Camryn Brown, High Point	2.86
30.	Skyler Curran, High Point	2.69

Assist-Turnover Ratio

23.	Camryn Brown, High Point	2.34
-----	--------------------------	------

Blocked Shots Per Game

24.	Akila Smith, Longwood	2.43
39.	Dayna Rouse, Longwood	1.97

Points Per Game

30.	Kyla McMakin, Longwood	18.8
-----	------------------------	------

Field Goal Percentage

32.	Dayna Rouse, Longwood	54.2
-----	-----------------------	------

3-Point Field Goal Percentage

39.	Camryn Brown, High Point	39.0
-----	--------------------------	------

TEAM (TOP 50)

3-Point Field Goals Per Game

3.	High Point	10.5
----	------------	------

Scoring Defense

4.	Campbell	52.3
44.	UNC Asheville	58.0
44.	Radford	58.0

3-Point Field Goals

5.	High Point	305
----	------------	-----

Turnovers Forced

7.	Gardner-Webb	21.76
29.	Hampton	19.93

Blocked Shots

9.	Longwood	175
----	----------	-----

Blocked Shots Per Game

10.	Longwood	5.8
-----	----------	-----

3-Point Field Goal Defense

15.	Gardner-Webb	26.8
22.	Hampton	27.4
29.	Campbell	27.7

Steals Per Game

15.	Hampton	10.8
24.	Gardner-Webb	10.4

Turnover Margin

16.	Gardner-Webb	+5.62
23.	Hampton	+4.97

Rebound Margin

17.	UNC Asheville	+8.6
-----	---------------	------

Defensive Rebounds Per Game

24.	Radford	28.6
-----	---------	------

Field Goal Defense

26.	Campbell	35.9
47.	Radford	36.8

Rebounds Per Game

31.	UNC Asheville	41.33
44.	USC Upstate	40.60

Free Throw Percentage

42.	Longwood	74.8
-----	----------	------

Scoring Margin

50.	Campbell	+8.8
-----	----------	------

SEASON	REGULAR-SEASON CHAMPION(S)	TOURNAMENT CHAMPION	TOURNAMENT RUNNER-UP
1985-86	Charleston Southern	Charleston Southern	Augusta
1986-87	Charleston Southern	Charleston Southern	Campbell
1987-88	Coastal Carolina	Winthrop	Radford
1988-89	Coastal Carolina	UNC Asheville	Campbell
1989-90	Coastal Carolina	Coastal Carolina	UNC Asheville
1990-91	Coastal Carolina	Coastal Carolina	Augusta
1991-92	Radford	Campbell	Charleston Southern
1992-93	Towson State	Coastal Carolina #	Winthrop
1993-94	Towson State	Liberty	Campbell
1994-95	UNC Greensboro	Charleston Southern	UNC Greensboro
1995-96	UNC Greensboro	UNC Greensboro	Liberty
1996-97	UNC Asheville, Liberty	Charleston Southern	Liberty
1997-98	UNC Asheville	Radford	UNC Asheville
1998-99	Winthrop	Winthrop	Radford
1999-00	Radford	Winthrop	UNC Asheville
2000-01	Radford	Winthrop	Radford
2001-02	Winthrop, UNC Asheville	Winthrop	High Point
2002-03	Winthrop	UNC Asheville	Radford
2003-04	Birmingham-Southern, Liberty	Liberty	High Point
2004-05	Winthrop	Winthrop	Charleston Southern
2005-06	Winthrop	Winthrop	Coastal Carolina
2006-07	Winthrop	Winthrop	VMI
2007-08	UNC Asheville, Winthrop	Winthrop	UNC Asheville
2008-09	Radford	Radford	VMI
2009-10	Coastal Carolina	Winthrop	Coastal Carolina
2010-11	Coastal Carolina	UNC Asheville	Coastal Carolina
2011-12	UNC Asheville	UNC Asheville	VMI
2012-13	Charleston Southern ^, High Point	Liberty	Charleston Southern
2013-14	High Point	Coastal Carolina	Winthrop
2014-15	Charleston Southern ^, High Point	Coastal Carolina	Winthrop
2015-16	High Point, Winthrop	UNC Asheville	Winthrop
2016-17	Winthrop, UNC Asheville	Winthrop	Campbell
2017-18	UNC Asheville	Radford	Liberty
2018-19	Campbell, Radford	Gardner-Webb	Radford
2019-20	Radford, Winthrop	Winthrop	Hampton

- no Conference champion was declared during 1992-93

^ - vacated



WINTHROP - 2020 Champions

1985-86

School	Big South			Overall		
	W	L	PCT	W	L	PCT
Charleston Southern	5	1	.833	21	9	.700
Winthrop	5	3	.625	20	9	.690
Augusta	4	4	.500	13	17	.433
Radford	3	4	.429	11	17	.393
UNC Asheville	4	2	.667	20	9	.690
Campbell	3	5	.375	8	19	.296
Armstrong State	4	3	.571	15	12	.556
Coastal Carolina	1	7	.125	10	17	.370

There was no round-robin schedule during the 1985-86 regular season. Standings were determined by the Dunkel rating system.

1986-87

School	Big South			Overall		
	W	L	PCT	W	L	PCT
Charleston Southern	12	2	.857	21	9	.700
Campbell	10	4	.714	17	13	.557
UNC Asheville	5	3	.625	15	11	.577
Radford	7	7	.500	17	14	.548
Winthrop	1	7	.125	8	20	.286
Coastal Carolina	4	4	.500	12	16	.429
Armstrong State	2	6	.333	6	22	.214
Augusta	3	11	.214	8	19	.296

There was no round-robin schedule during the 1986-87 regular season. Standings were determined by the Dunkel rating system.

1987-88

School	Big South			Overall		
	W	L	PCT	W	L	PCT
Coastal Carolina	9	3	.750	17	11	.607
Charleston Southern	8	4	.667	17	12	.600
Radford	8	4	.667	16	14	.533
Winthrop	5	7	.417	17	13	.567
UNC Asheville	5	7	.417	13	15	.464
Augusta	4	8	.333	8	18	.308
Campbell	3	9	.250	11	16	.407

1988-89

School	Big South			Overall		
	W	L	PCT	W	L	PCT
Coastal Carolina	9	3	.750	14	14	.500
Campbell	8	4	.667	18	12	.600
Charleston Southern	6	6	.500	12	16	.429
UNC Asheville	6	6	.500	16	14	.533
Radford	5	7	.417	15	13	.538
Winthrop	5	7	.417	16	13	.552
Augusta	3	9	.250	5	23	.179

1989-90

School	Big South			Overall		
	W	L	PCT	W	L	PCT
Coastal Carolina	11	1	.917	23	6	.793
Campbell	7	5	.583	15	13	.536
UNC Asheville	7	5	.583	18	12	.600
Winthrop	6	6	.500	19	10	.655
Charleston Southern	4	8	.333	9	19	.321
Augusta	4	8	.333	8	20	.286
Radford	3	9	.250	7	22	.241

1990-91

School	Big South			Overall		
	W	L	PCT	W	L	PCT
Coastal Carolina	13	1	.929	24	8	.750
Radford	12	2	.857	22	7	.759
Augusta	9	5	.643	14	16	.467
Davidson	6	8	.429	10	19	.345
Winthrop	5	9	.357	8	20	.286
UNC Asheville	4	10	.286	8	20	.286
Charleston Southern	4	10	.286	9	19	.321
Campbell	3	11	.214	9	19	.321

NCAA: Coastal Carolina

1991-92

School	Big South			Overall		
	W	L	PCT	W	L	PCT
Radford	12	2	.857	20	9	.689
Liberty	10	4	.714	22	7	.758
Campbell	7	7	.500	19	12	.612
Charleston Southern	7	7	.500	16	14	.533
Coastal Carolina	6	8	.429	12	19	.387
Davidson	6	8	.429	11	17	.392
UNC Asheville	6	8	.429	9	19	.321
Winthrop	2	12	.142	6	22	.214

NCAA: Campbell

1992-93

School	Big South			Overall		
	W	L	PCT	W	L	PCT
Towson State	14	2	.875	18	9	.667
Coastal Carolina #	12	4	.750	22	10	.687
Campbell	10	6	.625	12	15	.444
Liberty	9	7	.562	16	14	.533
Radford	8	8	.500	16	15	.516
UMBC	7	9	.437	12	16	.428
Charleston Southern	5	11	.312	9	18	.333
Winthrop	5	11	.312	14	16	.467
UNC Asheville	2	14	.125	4	23	.148
UNC Greensboro	--	--	---	10	17	.370

NCAA: Coastal Carolina

- Victories recorded by Coastal Carolina were later forfeited when ineligible players participated. No Conference champion was declared for 1992-93.

1993-94

School	Big South			Overall		
	W	L	PCT	W	L	PCT
Towson State	15	3	.833	21	9	.700
Radford	13	5	.722	20	8	.714
Campbell	12	6	.667	20	9	.689
Liberty	12	6	.667	18	12	.600
UNC Greensboro *	11	7	.611	15	12	.556
Coastal Carolina *#	10	8	.556	15	11	.576
Charleston Southern	7	11	.389	9	18	.333
UMBC	5	13	.278	6	21	.222
Winthrop	3	15	.167	4	23	.148
UNC Asheville	3	15	.167	3	24	.111

NCAA: Liberty

- Victories recorded by Coastal Carolina were later forfeited when ineligible players participated.

* - not eligible for the Conference tournament

1994-95

School	Big South			Overall		
	W	L	PCT	W	L	PCT
UNC Greensboro	14	2	.875	23	6	.793
Charleston Southern	12	4	.750	19	10	.655
UMBC	10	6	.625	13	14	.481
Radford	9	7	.563	16	12	.571
Liberty	7	9	.438	12	16	.429
UNC Asheville	7	9	.438	11	16	.407
Towson State	6	10	.375	12	15	.444
Winthrop	4	12	.250	7	20	.259
Coastal Carolina	3	13	.188	6	20	.231

1995-96

School	Big South			Overall		
	W	L	PCT	W	L	PCT
UNC Greensboro	11	3	.786	20	10	.667
Liberty	9	5	.643	17	12	.586
UNC Asheville	9	5	.643	18	10	.643
Charleston Southern	9	5	.643	15	13	.536
Radford	8	6	.571	14	13	.519
Winthrop	6	8	.429	7	19	.269
UMBC	3	11	.214	5	22	.185
Coastal Carolina	1	13	.071	5	21	.192

NCAA: UNC Greensboro

1996-97

School	Big South			Overall		
	W	L	PCT	W	L	PCT
UNC Asheville	11	3	.786	18	10	.643
Liberty	11	3	.786	23	9	.719
Radford	8	6	.571	15	13	.536
Charleston Southern	7	7	.500	17	13	.567
Coastal Carolina	6	8	.429	11	16	.407
UNC Greensboro	6	8	.429	10	20	.333
Winthrop	5	9	.357	12	15	.444
UMBC	2	12	.143	5	22	.185

NCAA: Charleston Southern

1997-98

School	Big South			Overall		
	W	L	PCT	W	L	PCT
UNC Asheville	11	1	.917	19	9	.679
Radford	10	2	.833	20	10	.667
UMBC	6	6	.500	14	14	.500
Liberty	5	7	.417	11	17	.393
Coastal Carolina	4	8	.333	8	19	.296
Winthrop	4	8	.333	7	20	.259
Charleston Southern	2	10	.167	5	22	.185

NCAA: Radford

1998-99

School	Big South			Overall		
	W	L	PCT	W	L	PCT
Winthrop	9	1	.900	21	8	.724
Radford	8	2	.800	20	8	.714
UNC Asheville	5	5	.500	11	18	.379
Charleston Southern	4	6	.400	12	16	.429
Coastal Carolina	4	6	.400	7	20	.259
Liberty	0	10	.000	4	23	.148
Elon	--	--	---	11	16	.407
High Point	--	--	---	10	16	.385

NCAA: Winthrop

MEN'S BASKETBALL YEAR-BY-YEAR STANDINGS



1999-00

School	Big South			Overall		
	W	L	PCT	W	L	PCT
Radford	12	2	.857	18	10	.643
Winthrop	11	3	.786	21	9	.700
Coastal Carolina	7	7	.500	10	18	.357
UNC Asheville	7	7	.500	11	18	.379
Elon *	7	7	.500	13	15	.464
High Point *	5	9	.357	11	17	.393
Liberty	4	10	.286	14	14	.500
Charleston Southern	3	11	.214	8	21	.276

NCAA: Winthrop

* - not eligible for the Conference tournament

2000-01

School	Big South			Overall		
	W	L	PCT	W	L	PCT
Radford	12	2	.857	19	10	.655
Winthrop	11	3	.786	18	13	.581
UNC Asheville	9	5	.643	15	13	.536
Coastal Carolina	6	8	.429	8	20	.286
Charleston Southern	6	8	.429	10	19	.345
Liberty	5	9	.357	13	15	.464
Elon *	4	10	.286	9	20	.310
High Point *	3	11	.214	8	20	.286

NCAA: Winthrop

* - not eligible for the Conference tournament

2001-02

School	Big South			Overall		
	W	L	PCT	W	L	PCT
Winthrop	10	4	.714	19	12	.613
UNC Asheville	10	4	.714	13	15	.464
Radford	9	5	.643	15	16	.484
Charleston Southern	8	6	.571	12	17	.414
Elon	7	7	.500	13	16	.448
Coastal Carolina	5	9	.357	8	20	.286
High Point	5	9	.357	11	19	.367
Liberty	2	12	.143	5	25	.167
Birmingham-Southern	--	--	---	13	14	.481

NCAA: Winthrop

2002-03

School	Big South			Overall		
	W	L	PCT	W	L	PCT
Winthrop	11	3	.786	20	10	.667
Liberty	8	6	.571	14	15	.483
Charleston Southern	8	6	.571	14	14	.500
Elon	8	6	.571	12	15	.444
UNC Asheville	7	7	.500	15	17	.469
Radford	6	8	.429	10	20	.333
Coastal Carolina	5	9	.357	13	15	.464
High Point	3	11	.214	7	20	.259
Birmingham-Southern	--	--	---	19	9	.679

NCAA: UNC Asheville

2003-04

School	Big South			Overall		
	W	L	PCT	W	L	PCT
Liberty	12	4	.750	18	15	.545
Birmingham-Southern *	12	4	.750	20	7	.741
High Point	10	6	.625	19	11	.633
Winthrop	10	6	.625	16	12	.571
Coastal Carolina	8	8	.500	14	15	.483
Radford	7	9	.438	12	16	.429
UNC Asheville	6	10	.375	9	20	.310
VMI	4	12	.250	6	22	.214
Charleston Southern	3	13	.188	6	22	.214

NCAA: Liberty

* - not eligible for the Conference tournament

2004-05

School	Big South			Overall		
	W	L	PCT	W	L	PCT
Winthrop	15	1	.938	27	6	.818
Liberty	11	5	.688	13	15	.464
UNC Asheville	8	8	.500	11	17	.393
Birmingham-Southern	7	9	.438	16	14	.533
Radford	7	9	.438	12	16	.429
High Point	7	9	.438	13	18	.419
Charleston Southern	7	9	.438	13	17	.433
Coastal Carolina	7	9	.438	10	19	.345
VMI	3	13	.188	9	18	.333

NCAA: Winthrop

2005-06

School	Big South			Overall		
	W	L	PCT	W	L	PCT
Winthrop	13	3	.813	23	8	.742
Coastal Carolina	12	4	.750	20	10	.667
Birmingham-Southern	12	4	.750	19	9	.679
Radford	9	7	.563	16	13	.552
High Point	8	8	.500	16	13	.552
Charleston Southern	7	9	.438	13	16	.448
UNC Asheville	6	10	.375	9	19	.321
Liberty	3	13	.188	7	23	.233
VMI	2	14	.125	7	20	.259

NCAA: Winthrop

2006-07

School	Big South			Overall		
	W	L	PCT	W	L	PCT
Winthrop	14	0	1.000	29	5	.853
High Point	11	3	.786	22	10	.688
Liberty	8	6	.571	14	17	.452
Coastal Carolina	7	7	.500	15	15	.500
UNC Asheville	6	8	.429	12	19	.387
VMI	5	9	.357	14	19	.424
Radford	3	11	.214	8	22	.267
Charleston Southern	2	12	.143	8	22	.267

NCAA: Winthrop

2007-08

School	Big South			Overall		
	W	L	PCT	W	L	PCT
UNC Asheville	10	4	.714	23	10	.697
Winthrop	10	4	.714	22	12	.647
High Point	8	6	.571	17	14	.548
Liberty	7	7	.500	16	16	.500
VMI	6	8	.429	14	15	.483
Coastal Carolina	6	8	.429	13	15	.464
Radford	5	9	.357	10	20	.333
Charleston Southern	4	10	.286	10	20	.333

NCAA: Winthrop

NIT: UNC Asheville

2008-09

School	Big South			Overall		
	W	L	PCT	W	L	PCT
Radford	15	3	.833	21	12	.636
VMI	13	5	.722	24	8	.750
Liberty	12	6	.667	23	12	.657
UNC Asheville	10	8	.556	15	16	.484
Winthrop	9	9	.500	11	19	.367
Gardner-Webb	9	9	.500	13	17	.433
Presbyterian College *	9	9	.500	12	17	.414
Coastal Carolina	5	13	.278	11	20	.355
High Point	4	14	.222	9	21	.300
Charleston Southern	4	14	.222	9	20	.310

NCAA: Radford

CIT: Liberty

* - Presbyterian College was not eligible for the Conference tournament due to its transition to Division I

2009-10

School	Big South			Overall		
	W	L	PCT	W	L	PCT
Coastal Carolina	15	3	.833	28	7	.800
Radford	13	5	.722	19	12	.613
Winthrop	12	6	.667	19	14	.576
UNC Asheville	11	7	.611	15	16	.484
High Point	10	8	.556	15	15	.500
Liberty	10	8	.556	15	16	.484
Charleston Southern	7	11	.389	13	17	.433
VMI	5	13	.278	10	19	.345
Gardner-Webb	5	13	.278	8	21	.276
Presbyterian College *	2	16	.111	5	26	.161

NCAA: Winthrop

NIT: Coastal Carolina

* - Presbyterian College was not eligible for the Conference tournament due to its transition to Division I

2010-11

School	Big South			Overall		
	W	L	PCT	W	L	PCT
Coastal Carolina	16	2	.889	28	6	.824
Liberty	13	5	.722	19	13	.594
UNC Asheville	11	7	.611	20	14	.588
VMI	10	8	.556	18	13	.581
Winthrop	9	9	.500	13	17	.433
Charleston Southern	9	9	.500	16	16	.500
High Point	7	11	.389	12	19	.387
Presbyterian College *	7	11	.389	13	18	.419
Gardner-Webb	6	12	.333	11	21	.344
Radford ^	0	16	.000	1	24	.040

NCAA: UNC Asheville

NIT: Coastal Carolina

* - Presbyterian College was not eligible for the Conference tournament due to its transition to Division I

^ - denotes 4 wins (2 Conference wins) vacated as determined by NCAA Committee on Infractions

2011-12

School	Big South			Overall		
	W	L	PCT	W	L	PCT
UNC Asheville	16	2	.889	24	10	.706
Coastal Carolina	12	6	.667	19	12	.613
Campbell	11	7	.611	17	15	.531
Charleston Southern	11	7	.611	19	12	.613
Liberty	9	9	.500	14	18	.438
Winthrop	8	10	.444	12	20	.375
VMI	8	10	.444	17	16	.515
Presbyterian College *	8	10	.444	14	15	.483
High Point	8	10	.444	13	18	.419
Gardner-Webb	6	12	.333	12	20	.375
Radford	2	16	.111	6	26	.188

NCAA: UNC Asheville

CIT: Coastal Carolina

* - Presbyterian College was not eligible for the Conference tournament due to its transition to Division I



MEN'S BASKETBALL YEAR-BY-YEAR STANDINGS

2012-13

	Big South			Overall		
	W	L	PCT	W	L	PCT
North Division						
High Point	12	4	.750	17	14	.548
VMI	8	8	.500	14	17	.452
Campbell	7	9	.438	13	20	.394
Radford	7	9	.438	13	19	.406
Liberty	6	10	.375	15	21	.417
Longwood	4	12	.250	8	25	.242
South Division						
Charleston Southern ^	0	4	.000	0	13	.000
Gardner-Webb	11	5	.688	21	13	.618
UNC Asheville	10	6	.625	16	16	.500
Coastal Carolina	9	7	.563	14	15	.483
Winthrop	6	10	.375	14	17	.452
Presbyterian College	4	12	.250	8	24	.250

NCAA: Liberty

NIT: Charleston Southern

CIT: Gardner-Webb, High Point

^ - denotes 19 wins (12 Conference wins and 7 Tournament wins) vacated as determined by NCAA Committee on Infractions

2013-14

	Big South			Overall		
	W	L	PCT	W	L	PCT
North Division						
High Point	12	4	.750	16	15	.516
VMI	11	5	.688	22	13	.629
Radford	10	6	.625	22	13	.629
Campbell	6	10	.375	12	20	.375
Liberty	5	11	.313	11	21	.344
Longwood	3	13	.188	8	24	.250
South Division						
Coastal Carolina	11	5	.688	21	13	.618
UNC Asheville	10	6	.625	17	15	.531
Gardner-Webb	10	6	.625	18	15	.545
Winthrop	10	6	.625	20	13	.606
Charleston Southern ^	0	10	.000	0	18	.000
Presbyterian College	2	14	.125	6	26	.188

NCAA: Coastal Carolina

NIT: High Point

CBI: Radford

CIT: VMI

^ - denotes 13 wins (6 Conference wins and 7 Tournament wins) vacated as determined by NCAA Committee on Infractions

2014-15

	Big South			Overall		
School	W	L	PCT	W	L	PCT
Charleston Southern ^	0	5	.000	0	12	.000
High Point	13	5	.722	23	10	.697
Coastal Carolina	12	6	.667	24	10	.706
Radford	12	6	.667	22	12	.647
Winthrop	12	6	.667	19	13	.594
UNC Asheville	10	8	.556	15	16	.484
Gardner-Webb	10	8	.556	20	15	.571
Presbyterian College	6	12	.333	10	22	.313
Longwood	5	13	.278	11	23	.324
Campbell	4	14	.222	10	22	.313
Liberty	2	16	.111	8	24	.250

NCAA: Coastal Carolina

NIT: Charleston Southern

CBI: Gardner-Webb, Radford

CIT: High Point

^ - denotes 19 wins (13 Conference wins and 6 Tournament wins) vacated as determined by NCAA Committee on Infractions

2015-16

	Big South			Overall		
School	W	L	PCT	W	L	PCT
High Point	13	5	.722	21	11	.656
Winthrop	13	5	.722	23	9	.719
Coastal Carolina	12	6	.667	21	12	.636
UNC Asheville	12	6	.667	22	12	.647
Liberty	10	8	.556	13	19	.406
Gardner-Webb	10	8	.556	17	16	.515
Radford	9	9	.500	16	15	.516
Longwood	5	13	.278	10	23	.303
Charleston Southern	5	13	.278	9	21	.300
Presbyterian College	5	13	.278	11	20	.355
Campbell	5	13	.278	12	18	.400

NCAA: UNC Asheville

NIT: High Point

CIT: Coastal Carolina

2016-17

	Big South			Overall		
School	W	L	PCT	W	L	PCT
Winthrop	15	3	.833	26	7	.788
UNC Asheville	15	3	.833	23	10	.697
Liberty	14	4	.778	21	14	.600
Gardner-Webb	11	7	.611	19	14	.576
High Point	9	9	.500	15	16	.484
Radford	8	10	.444	14	18	.438
Campbell	7	11	.389	19	18	.514
Charleston Southern	7	11	.389	12	19	.387
Longwood	3	15	.167	6	24	.200
Presbyterian College	1	17	.056	5	25	.167

NCAA: Winthrop

CIT: Campbell, Liberty, UNC Asheville

2017-18

	Big South			Overall		
School	W	L	PCT	W	L	PCT
UNC Asheville	13	5	.722	21	13	.618
Radford	12	6	.667	23	13	.639
Winthrop	12	6	.667	19	12	.613
Campbell	10	8	.556	18	16	.529
Liberty	9	9	.500	22	15	.595
Gardner-Webb	9	9	.500	14	18	.438
High Point	9	9	.500	14	16	.467
Charleston Southern	9	9	.500	15	16	.484
Presbyterian College	4	14	.222	11	21	.344
Longwood	3	15	.167	7	26	.212

NCAA: Radford

NIT: UNC Asheville

CBI: Campbell

CIT: Liberty

2018-19

	Big South			Overall		
School	W	L	PCT	W	L	PCT
Campbell	12	4	.750	20	13	.606
Radford	12	4	.750	22	11	.667
Winthrop	10	6	.625	18	12	.600
Gardner-Webb	10	6	.625	23	12	.657
High Point	9	7	.563	16	15	.516
Charleston Southern	9	7	.563	18	16	.529
Presbyterian College	9	7	.563	20	16	.556
Hampton	9	7	.563	18	17	.514
Longwood	5	11	.313	16	18	.471
UNC Asheville	2	14	.125	4	27	.129
USC Upstate	1	15	.063	6	26	.188

NCAA: Gardner-Webb

NIT: Campbell

CBI: Longwood

CIT: Charleston Southern, Hampton, Presbyterian

2019-20

	Big South			Overall		
School	W	L	PCT	W	L	PCT
Radford	15	3	.833	21	11	.656
Winthrop	15	3	.833	24	10	.706
Gardner-Webb	11	7	.611	16	16	.500
Longwood	9	9	.500	14	18	.438
Hampton	8	10	.444	15	19	.441
UNC Asheville	8	10	.444	15	16	.484
USC Upstate	7	11	.389	13	20	.394
Charleston Southern	7	11	.389	14	18	.438
Presbyterian College	7	11	.389	10	22	.313
High Point	6	12	.333	9	23	.281
Campbell	6	12	.333	15	16	.484

NCAA: Winthrop *

NIT: Radford *

* - Official automatic bid recipients, but did not compete as NCAA canceled postseason due to COVID-19

TOP 5 20-WIN SEASONS

29	Winthrop	2006-07
28	Coastal Carolina	2009-10
	Coastal Carolina	2010-11
27	Winthrop	2004-05
26	Winthrop	2016-17
24	Coastal Carolina	1990-91
	VMI	2008-09
	UNC Asheville	2011-12
	Coastal Carolina	2014-15
	Winthrop	2019-20

CONSECUTIVE 20-WIN SEASONS

4	Winthrop	2004-08
3	Coastal Carolina	2013-16
3	UNC Asheville	2015-18
3	RADFORD	2017-present

MULTIPLE TEAMS TO WIN 20 REGULAR-SEASON GAMES (PRIOR TO CONFERENCE TOURNAMENT)

1990-91	2 (Coastal Carolina, Radford)
2006-07	2 (Winthrop, High Point)
2008-09	2 (VMI, Liberty)
2014-15	3 (High Point, Coastal Carolina, Radford)
2015-16	2 (Winthrop, High Point)
2016-17	2 (UNC Asheville, Winthrop)
2018-19	2 (Radford, Gardner-Webb)
2019-20	2 (Radford, Winthrop)

MBB NOTABLE NON-CONFERENCE WINS



YEAR	ACC	WINNING BIG SOUTH TEAM(S)
1987-88	Wake Forest	Coastal Carolina (106-104 - OT)
1993-94	N.C. State	Campbell (72-69)
1997-98	Virginia	Liberty (69-64)
2001-02	Clemson	Winthrop (66-61)
2004-05	Virginia Tech	VMI (72-68)
2007-08	Georgia Tech	Winthrop (79-73)
	Miami	Winthrop (76-70)
2008-09	Virginia	Liberty (86-82)
2010-11	Wake Forest	Presbyterian (66-64)
		Winthrop (83-74)
2011-12	Clemson	Coastal Carolina (60-59)
2012-13	Clemson	Coastal Carolina (69-46)
2014-15	Clemson	Gardner-Webb (72-70)
		Winthrop (77-74)
	Virginia Tech	Radford (68-66)
2017-18	Wake Forest	Liberty (79-66)
2018-19	Notre Dame	Radford (63-60)
	Georgia Tech	Gardner-Webb (79-69)
	Wake Forest	Gardner-Webb (73-69)

YEAR	ATLANTIC SUN	WINNING BIG SOUTH TEAM(S)
2013-14	Florida Gulf Coast	Radford (64-63)
2019-20	Florida Gulf Coast	Campbell (51-46)

YEAR	ATLANTIC 10	WINNING BIG SOUTH TEAM(S)
1994-95	West Virginia	Towson State (81-78)
1999-00	Virginia Tech	Liberty (62-61)
		Radford (62-60)
2008-09	Richmond	VMI (73-70)
2016-17	Saint Louis	Winthrop (66-55)
2018-19	Richmond	Longwood (63-58)
2019-20	Richmond	Radford (73-58)

YEAR	BIG EAST	WINNING BIG SOUTH TEAM(S)
1991-92	Miami	Davidson (66-62)
1993-94	St. John's	Towson State (66-65)
2000-01	Virginia Tech	Liberty (61-56)
2004-05	Providence	Winthrop (60-54)
2005-06	Marquette	Winthrop (71-64)
2006-07	Notre Dame	Winthrop (74-64)
2011-12	Cincinnati	Presbyterian (56-54)
2012-13	DePaul	Gardner-Webb (71-59)
	St. John's	UNC Asheville (72-65)
2015-16	Georgetown	Radford (82-80 - 2OT)
		UNC Asheville (79-73)

YEAR	BIG TEN	WINNING BIG SOUTH TEAM(S)
2011-12	Iowa	Campbell (77-61)
2014-15	Purdue	Gardner-Webb (89-84)
2015-16	Penn State	Radford (86-74)
2016-17	Illinois	Winthrop (84-80 - OT)
	Nebraska	Gardner-Webb (70-62)
2019-20	Northwestern	Radford (67-56)

YEAR	BIG 12	WINNING BIG SOUTH TEAM(S)
1999-00	Missouri	Winthrop (51-46)
2013-14	TCU	Longwood (82-79)
2018-19	Texas	Radford (62-59)

YEAR	BIG WEST	WINNING BIG SOUTH TEAM(S)
1995-96	UNLV	Charleston Southern (63-55)
1996-97	New Mexico State	UNC Asheville (65-64)
2014-15	Hawaii	High Point (62-54)

YEAR	COLONIAL	WINNING BIG SOUTH TEAM(S)
2006-07	Old Dominion	Winthrop (71-65)
2008-09	George Mason	Liberty (69-66 - OT)
2009-10	George Mason	Radford (80-53)

YEAR	INDEPENDENT	WINNING BIG SOUTH TEAM(S)
1986-87	Miami	Winthrop (63-55)

YEAR	MAC	WINNING BIG SOUTH TEAM(S)
2005-06	Northern Illinois	Winthrop (98-97 - 2OT)
2006-07	Northern Illinois	Winthrop (72-62)
2012-13	Akron	Coastal Carolina (74-70 - OT)
2012-13	Ohio	Winthrop (50-49)
2013-14	Ohio	VMI (92-90)
2019-20	Ohio	Campbell (63-55)

YEAR	METRO	WINNING BIG SOUTH TEAM(S)
1989-90	Cincinnati	Coastal Carolina (73-72)
1992-93	Virginia Tech	Liberty (71-65)
1994-95	Louisville	Towson State (81-69)

YEAR	MISSOURI VALLEY	WINNING BIG SOUTH TEAM(S)
2006-07	Missouri State	Winthrop (77-66)
2009-10	Indiana State	Coastal Carolina (77-62)
2018-19	Southern Illinois	Winthrop (79-71)

YEAR	PAC 12	WINNING BIG SOUTH TEAM(S)
1987-88	California	UNC Asheville (58-53)
1996-97	Arizona State	UNC Greensboro (55-53)
2011-12	Utah	UNC Asheville (87-65)
2013-14	Oregon State	Radford (96-92)

YEAR	SEC	WINNING BIG SOUTH TEAM(S)
1993-94	South Carolina	Coastal Carolina (88-74)
		Campbell (73-72 - OT)
	LSU	Radford (73-72)
1996-97	South Carolina	UNC Asheville (80-74)
		Charleston Southern (85-81)
2003-04	Georgia	Winthrop (80-60)
2006-07	Mississippi State	Winthrop (74-63)
2007-08	South Carolina	UNC Asheville (61-58)
2008-09	Kentucky	VMI (111-103)
2010-11	LSU	Coastal Carolina (78-69 - OT)
	Auburn	Presbyterian (62-59)
		UNC Asheville (70-69 - OT)
2011-12	LSU	Coastal Carolina (71-63)
2012-13	Auburn	Winthrop (74-67)
2014-15	Ole Miss	Charleston Southern (66-65 - OT)
	Auburn	Coastal Carolina (58-54)
2019-20	Missouri	Charleston Southern (68-60)

YEAR	WCC	WINNING BIG SOUTH TEAM(S)
2019-20	#18 Saint Mary's	Winthrop (61-59)

Wins at time of opponent's conference affiliation

RK	PTS	PLAYER, SCHOOL, YEARS
1.	3,225	Chris Clemons, Campbell, 2015-19
2.	2,556	Reggie Williams, VMI, 2004-08
3.	2,229	John Brown, High Point, 2012-16
4.	2,211	Larry Blair, Liberty, 2003-07
5.	2,151	Tony Dunkin, Coastal Carolina, 1989-93
6.	2,146	Stan Okoye, VMI, 2009-13
7.	2,121	Nick Barbour, High Point, 2008-12
8.	2,076	Keon Johnson, Winthrop, 2013-17
9.	2,069	Arizona Reid, High Point, 2004-08
10.	2,065	Chavis Holmes, VMI, 2005-09
11.	2,027	Doug Day, Radford, 1989-93
12.	1,968	Jamarco Warren, Charleston Southern, 2007-11
13.	1,925	Keith Gabriel, VMI, 2008-12
14.	1,911	Javonte Green, Radford, 2011-15
15.	1,893	Jack Leasure, Coastal Carolina, 2004-08
16.	1,866	Saah Nimley, Charleston Southern, 2011-15
17.	1,856	Whit Holcomb-Faye, Radford, 2002-06
18.	1,778	Matt Dickey, UNC Asheville, 2008-12
	1,778	Xavier Cooks, Winthrop, 2014-18
20.	1,767	Austin Kenon, VMI, 2007-11
21.	1,754	Anthony Smith, Liberty, 2005-09
22.	1,747	David Efanayi, Gardner-Webb, 2015-19
23.	1,738	Brett Larrick, Charleston Southern, 1993-97
24.	1,733	Travis Holmes, VMI, 2005-09
25.	1,715	Peter Aluma, Liberty, 1993-97
26.	1,711	Joe Spinks, Campbell, 1990-94
27.	1,689	J.P. Primm, UNC Asheville, 2008-12
28.	1,666	Christian Keeling, Charleston Southern, 2016-19
29.	1,664	Tyrell Nelson, Gardner-Webb, 2013-17
30.	1,660	LaShawn Coulter, Winthrop, 1990-95
31.	1,659	Chris Oliver, Radford, 2003-07
32.	1,649	R.J. Price, Radford, 2011-15
33.	1,635	Mark Mocnik, Campbell, 1988-93
34.	1,633	Arlon Harper, Charleston Southern, 2011-15
35.	1,626	Ahmad Thomas, UNC Asheville, 2014-18
36.	1,622	KeKe Hicks, Coastal Carolina, 1992-95
37.	1,604	Henry Wilson, Campbell, 1985-89
38.	1,601	Anthony Walker, Radford, 1993-97
39.	1,576	Khalid Mutakabbir, Presbyterian, 2009-13
40.	1,558	Ed Polite Jr., Radford, 2015-19
41.	1,552	Carlík Jones, Radford, 2017-20
42.	1,547	Josh Pittman, UNC Asheville, 1994-98
43.	1,547	Jermaine Marrow, Hampton, 2018-20
44.	1,539	Scott Hartzell, UNC Greensboro, 1992-96
	1,539	Larry Jackson, Liberty, 1994-98
46.	1,532	Jordan Downing, Presbyterian, 2012-15
47.	1,518	T.L. Latson, Charleston Southern, 1992-96
48.	1,516	D.J. Covington, VMI, 2010-14
49.	1,495	Andre Smith, UNC Asheville, 1999-03
50.	1,492	Derek Wilson, Coastal Carolina, 1985-89
51.	1,483	Kelvin Martin, Charleston Southern, 2008-12
52.	1,470	Anthony Raffa, Coastal Carolina, 2010-13
53.	1,467	Josh Kohn, UNC Asheville, 1992-96
	1,467	Torrey Butler, Coastal Carolina, 1998-03
55.	1,461	Tyson Waterman, Winthrop, 1995-00
56.	1,456	Raymond Arrington, Radford, 1999-03
57.	1,452	Don Burgess, Radford, 1990-94
58.	1,444	Joseph Harris, Coastal Carolina, 2005-10
59.	1,440	Rodney Glasgow, VMI, 2010-14
60.	1,439	Milton Moore, UNC Asheville, 1986-90
61.	1,419	Reggie Dillard, Presbyterian, 2013-18
62.	1,411	Eugene Harris, High Point, 2006-10
63.	1,393	Brian Schmall, Augusta/Radford, 1988-90, 91-93
64.	1,391	Chris Caldwell, Liberty, 1998-02
65.	1,387	Torrell Martin, Winthrop, 2003-07
66.	1,384	Mark Hailey, Winthrop, 1989-93
	1,384	John Caleb Sanders, Liberty, 2010-14
68.	1,375	Elijah Wilson, Coastal Carolina, 2013-16
69.	1,363	K.J. Garland, UNC Asheville, 2003-08
70.	1,352	Warren Gillis, Coastal Carolina, 2011-15
71.	1,340	Kevin Martin, UNC Asheville, 1996-99
72.	1,332	Ron Shelburne, Radford, 1987-91
73.	1,313	Tyrone Travis, Radford, 1989-94
74.	1,304	Rashun Davis, Radford, 2012-16
75.	1,297	Jaron Lane, UNC Asheville, 2009-14
76.	1,292	Jerome Hill, Gardner-Webb, 2012-15
77.	1,288	Andre Jones, Winthrop, 2008-12
78.	1,269	Ben Hinson, Charleston Southern, 1985-87
79.	1,267	Joey Lynch-Flohr, Radford, 2006-10
80.	1,262	Tyrone Walker, Winthrop, 2000-04
81.	1,261	Danny Gathings, High Point, 2002-05
82.	1,258	Adam Weary, High Point, 2012-16
83.	1,253	Michael Jenkins, Winthrop, 2004-08
	1,253	Jeremy Sexton, Charleston Southern, 2009-13

RK	PTS	PLAYER, SCHOOL, YEARS
85.	1,252	Keenan Mann, Augusta, 1988-91
86.	1,248	Heder Ambrose, Charleston Southern, 1985-89
87.	1,246	Matt Hildebrand, Liberty, 1991-94
88.	1,245	David Oliver, Charleston Southern, 1987-91
89.	1,244	Andrew Rowsey, UNC Asheville, 2013-15
90.	1,243	Kenny Thomas, Radford, 2005-09
	1,243	Kevin Vannatta, UNC Asheville, 2014-18
92.	1,240	Darnell Sneed, Charleston Southern, 1991-93
93.	1,235	Jesse Sanders, Liberty, 2008-12
94.	1,231	Brendon Rowell, Elon, 1999-02
95.	1,229	Amir Johnson, Radford, 2006-10
96.	1,224	Greg Washington, Winthrop, 1985-89
97.	1,211	Ryan Kemrite, Liberty, 2014-18
98.	1,208	Brian Penny, Coastal Carolina, 1987-91
99.	1,202	Robert Dowdell, Coastal Carolina, 1987-91
	1,202	D.J. Laster, Gardner-Webb, 2015-19
101.	1,200	Andrey Savtchenko, Radford, 1998-02
	1,200	Matt Murrer, VMI, 2003-07
103.	1,199	Kierre Greenwood, Coastal Carolina, 2009-13
104.	1,198	Vincent Jackson, Augusta, 1985-89
105.	1,195	Nick Mitchell, Charleston Southern, 1997-01
	1,195	Art Parakhouski, Radford, 2008-10
107.	1,186	Brent Keck, UNC Asheville, 1987-91
108.	1,185	Reggie Middleton, Winthrop, 2008-12
109.	1,181	Bryan McCullough, UNC Asheville, 2001-05
110.	1,178	Pele Paelay, Coastal Carolina, 2002-06
111.	1,176	Jason Williams, Radford, 1997-01
112.	1,173	Dustin Van Weerdhuizen, High Point, 2000-03
113.	1,170	Stephen Barber, Radford, 1988-92
	1,170	Antwan Burrus, Liberty, 2009-14
115.	1,169	John Williams, UNC Asheville, 2007-11
116.	1,167	Moses Sonko, Coastal Carolina, 2003-07
117.	1,164	Al'Lonzo Coleman, Presbyterian, 2008-12
118.	1,160	James Shuler, Winthrop, 2002-06
119.	1,158	Craig Bradshaw, Winthrop, 2003-07
120.	1,148	PHLANDROUS FLEMING JR., Charleston Southern, 2017-present
121.	1,145	Chris Stephenson, UNC Asheville, 2008-12
122.	1,141	Robert Watson, UNC Asheville, 1988-92
	1,141	Kyle Ohman, Liberty, 2006-10
	1,141	YaYa Anderson, Radford, 2012-16
125.	1,139	Eric Burks, Charleston Southern, 1993-95
126.	1,123	Correy Watkins, Radford, 1998-02
127.	1,120	Reid Augst, UNC Asheville, 2005-09
128.	1,117	Darrion Allen, Longwood, 2013-17
129.	1,114	Josh Ferguson, Winthrop, 2016-20
130.	1,110	William Calvin, Coastal Carolina, 1985-88
131.	1,106	Chris Moore, Charleston Southern, 2004-08
	1,106	Cory Gensler, Campbell, 2016-20
133.	1,105	Brad Childress, Campbell, 1986-90
134.	1,104	Isaiah Walton, Longwood, 2016-19
135.	1,099	Jason Lansdown, Radford, 1992-96
136.	1,088	Tristan Carey, Longwood, 2012-14
137.	1,087	Clarence Grier, Campbell, 1985-87
138.	1,085	DuWayne Cheatam, Coastal Carolina, 1987-91
139.	1,084	Aswan Wainwright, Radford, 1985-89
140.	1,080	JaShaun Smith, Longwood, 2016-20
141.	1,079	Eddie Gay, Winthrop, 1989-93
142.	1,078	Kevin Robinson, Radford, 1994-98
	1,078	Adam Larrick, Charleston Southern, 1995-99
	1,078	MaCio Teague, UNC Asheville, 2016-18
145.	1,076	Brian Brunson, UNC Greensboro, 1992-96
146.	1,071	Andre Smith, Winthrop, 2011-15
	1,071	Badou Diagne, Coastal Carolina, 2012-16
148.	1,067	Mike Jefferson, High Point, 2005-08
149.	1,063	Michael Sparks, VMI, 2008-12
150.	1,045	Lorenzo Cugini, High Point, 2012-16
151.	1,044	Olumuyiwa Popoola, Radford, 2001-05
152.	1,043	Leslie Ballard, Radford, 1995-99
153.	1,042	JC Younger, Presbyterian, 2016-20
154.	1,033	Donald Hicks, Radford, 2016-20
155.	1,028	Ryan Charles, Radford, 1996-00
156.	1,026	Scooter Alexander, Towson State, 1992-95
157.	1,020	Carlo Wilkins, Winthrop, 1990-94
158.	1,019	Pierre Wooten, Winthrop, 1998-03
159.	1,018	Ralph Blalock, Towson State, 1992-95
160.	1,016	Andre Fox, High Point, 2015-18
161.	1,013	Jahaad Proctor, High Point, 2017-19
162.	1,010	DEVON BAKER, UNC Asheville, 2018-present
163.	1,007	Andrew Ryan, Campbell, 2011-15
164.	1,000	Brandon Newby, Coastal Carolina, 1999-04
	1,000	Chris Gaynor, Winthrop, 2004-08
	1,000	D.J. Cunningham, UNC Asheville, 2009-14
	1,000	Keon Moore, Winthrop, 2013-15
	1,000	Bjorn Broman, Winthrop, 2015-19

RK	REB	PLAYER, SCHOOL, YEARS
1.	1,152	Joseph Harris, Coastal Carolina, 2005-10
2.	1,119	Ed Polite Jr., Radford, 2015-19
3.	1,064	Javonte Green, Radford, 2011-15
4.	1,013	Arizona Reid, High Point, 2004-08
5.	983	Xavier Cooks, Winthrop, 2014-18
6.	968	Kelvin Martin, Charleston Southern, 2008-12
7.	962	Stan Okoye, VMI, 2009-13
8.	954	Joe Spinks, Campbell, 1990-94
9.	874	Tyrell Nelson, Gardner-Webb, 2013-17
10.	859	Eric Cuthrell, UNC Greensboro, 1992-96
11.	845	Chris Oliver, Radford, 2003-07
12.	823	Andrey Savtchenko, Radford, 1998-02
13.	820	Reggie Williams, VMI, 2004-08
14.	819	D.J. Cunningham, UNC Asheville, 2009-14
15.	816	Correy Watkins, Radford, 1998-02
16.	815	Jesse Sanders, Liberty, 2008-12
17.	801	John Brown, High Point, 2012-16
18.	789	Badou Diagne, Coastal Carolina, 2012-16
19.	785	Heder Ambroise, Charleston Southern, 1985-89
20.	783	Art Parakhouski, Radford, 2008-10
21.	775	Paul Gombwer, Charleston Southern, 2011-15
22.	764	Jerome Hill, Gardner-Webb, 2012-15
23.	755	Aswan Wainwright, Radford, 1985-89
24.	747	D.J. Covington, VMI, 2010-14
25.	745	Kevin Robinson, Radford, 1994-98
26.	741	Josh Ferguson, Winthrop, 2016-20
27.	725	Tony Dunkin, Coastal Carolina, 1989-93
28.	724	Henry Wilson, Campbell, 1985-89
29.	718	Tyrone Travis, Radford, 1989-94
30.	712	Derek Wilson, Coastal Carolina, 1985-89
31.	706	William Calvin, Coastal Carolina, 1985-88
	706	Brent Keck, UNC Asheville, 1987-91
33.	705	Ahmad Thomas, UNC Asheville, 2014-18
34.	704	T.L. Latson, Charleston Southern, 1992-96
35.	702	Joshua Henley, Gardner-Webb, 2008-11
36.	701	Tyrone Walker, Winthrop, 2000-04
37.	693	Corey Law, High Point, 2009-13
38.	692	Chad Steele, Winthrop, 1993-97
39.	684	John Williams, UNC Asheville, 2007-11
40.	682	Peter Aluma, Liberty, 1994-97
41.	677	William Truss, Presbyterian, 2011-15
42.	676	George Valentine, Winthrop, 2007-12
43.	675	Mark Hailey, Winthrop, 1989-93
	675	Maurice Ingram, Coastal Carolina, 1994-97
	675	Cruz Daniels, High Point, 2006-10
46.	666	Joey Lynch-Flohr, Radford, 2006-10
47.	660	Jeff Daniels, Charleston Southern, 1993-97
48.	648	Charles Corbin, Winthrop, 2007-11

RK	REB	PLAYER, SCHOOL, YEARS
49.	647	Sam McLaurin, Coastal Carolina, 2008-12
50.	640	Andrew Eudy, Campbell, 2015-19
51.	637	Eddie Gay, Winthrop, 1989-93
52.	635	Al'Lonzo Coleman, Presbyterian, 2008-12
53.	632	Ricky Madison, High Point, 2015-19
54.	630	Sanders Jackson, Campbell, 1985-89
55.	627	Keenan Mann, Augusta, 1988-91
	627	Damarion Geter, Longwood, 2013-19
57.	616	Antwan Burrus, Liberty, 2009-14
58.	614	Don Burgess, Radford, 1990-94
59.	599	Danny Gathings, High Point, 2002-05
	599	Christian Keeling, Charleston Southern, 2016-19
61.	592	Oliver Johnson, Charleston Southern, 1986-88
	592	Mantoris Robinson, Winthrop, 2006-10
63.	591	Chad Mohn, UNC Asheville, 2002-06
64.	590	Travis Holmes, VMI, 2005-09
65.	588	Robert Watson, UNC Asheville, 1988-92
66.	587	Chris Clemons, Campbell, 2015-19
67.	580	Moses Sonko, Coastal Carolina, 2003-07
	580	Anthony Smith, Liberty, 2005-09
69.	576	Matt Murrer, VMI, 2003-07
70.	575	DuWayne Cheatum, Coastal Carolina, 1987-91
71.	574	Kevin Vannatta, UNC Asheville, 2014-18
	574	Cory Gensler, Campbell, 2016-20
73.	573	Craig Bradshaw, Winthrop, 2003-07
74.	571	Tristian Curtis, Coastal Carolina, 2012-16
75.	567	Nick Mitchell, Charleston Southern, 1997-01
76.	566	Greg Washington, Winthrop, 1985-89
77.	563	Ben McGonagil, UNC Asheville, 1999-03
78.	562	Chris Stephenson, UNC Asheville, 2008-12
79.	559	Brandon Holcomb, Radford, 2012-16
80.	558	Andrew Smith, Liberty, 2011-15
81.	557	Alex McLean, Liberty, 2006-08
82.	548	Robert Stevenson, UNC Asheville, 1994-98
83.	542	Greg Lewis, Winthrop, 1999-02
84.	541	Ron Shelburne, Radford, 1987-91
85.	536	Will Weeks, UNC Asheville, 2012-17
86.	533	Stephen Barber, Radford, 1988-92
87.	531	Brian Brunson, UNC Greensboro, 1992-96
88.	530	Jonathan Clifton, UNC Greensboro, 1992-96
89.	528	Ron Burks, VMI, 2008-12
90.	525	Torrell Martin, Winthrop, 2003-07
91.	523	Michel Enanga, Coastal Carolina, 2012-16
92.	522	Reggie McIntyre, Radford, 2003-07
93.	519	Devonnte Holland, Radford, 2016-20
94.	512	Tony Darden, Coastal Carolina, 1998-03
	512	PHLANDROUS FLEMING JR., Charleston Southern, 2017-
96.	510	Ed Drew, Presbyterian, 2013-17

PLAYERS WITH 1,000 POINTS & 500 REBOUNDS (62)

PLAYER, SCHOOL, YEARS	POINTS	REBOUNDS	PLAYER, SCHOOL, YEARS	POINTS	REBOUNDS
Joseph Harris, Coastal Carolina, 2005-10	1,444	1,152	T.L. Latson, Charleston Southern, 1992-96	1,518	704
Ed Polite Jr., Radford, 2015-19	1,558	1,119	Tyrone Walker, Winthrop, 2000-04	1,262	701
Javonte Green, Radford, 2011-15	1,911	1,064	John Williams, UNC Asheville, 2007-11	1,169	684
Arizona Reid, High Point, 2004-08	2,069	1,013	Peter Aluma, Liberty, 1994-97	1,715	682
Xavier Cooks, Winthrop, 2014-18	1,778	983	Mark Hailey, Winthrop, 1989-93	1,384	675
Kelvin Martin, Charleston Southern, 2008-12	1,483	968	Joey Lynch-Flohr, Radford, 2006-10	1,267	666
Stan Okoye, VMI, 2009-13	2,146	962	Eddie Gay, Winthrop, 1989-93	1,079	637
Joe Spinks, Campbell, 1990-94	1,711	954	Al'Lonzo Coleman, Presbyterian, 2008-12	1,164	635
Tyrell Nelson, Gardner-Webb, 2013-17	1,664	874	Keenan Mann, Augusta, 1988-91	1,252	627
Chris Oliver, Radford, 2003-07	1,659	845	Antwan Burrus, Liberty, 2009-14	1,170	616
Andrey Savtchenko, Radford, 1998-02	1,200	823	Don Burgess, Radford, 1990-94	1,452	614
Reggie Williams, VMI, 2004-08	2,556	820	Danny Gathings, High Point, 2002-05	1,261	599
D.J. Cunningham, UNC Asheville, 2009-14	1,000	819	Christian Keeling, Charleston Southern, 2016-19	1,666	599
Correy Watkins, Radford, 1998-02	1,123	816	Travis Holmes, VMI, 2005-09	1,731	590
Jesse Sanders, Liberty, 2008-12	1,235	815	Robert Watson, UNC Asheville, 1988-92	1,141	588
John Brown, High Point, 2012-16	2,229	801	Chris Clemons, Campbell, 2015-19	3,225	587
Badou Diagne, Coastal Carolina, 2012-16	1,071	789	Moses Sonko, Coastal Carolina, 2003-07	1,167	580
Heder Ambroise, Charleston Southern, 1985-89	1,248	785	Anthony Smith, Liberty, 2005-09	1,754	580
Art Parakhouski, Radford, 2008-10	1,195	783	Matt Murrer, VMI, 2003-07	1,200	576
Jerome Hill, Gardner-Webb, 2012-15	1,292	764	DuWayne Cheatum, Coastal Carolina, 1987-91	1,085	575
Aswan Wainwright, Radford, 1985-89	1,084	755	Kevin Vannatta, UNC Asheville, 2014-18	1,243	574
D.J. Covington, VMI, 2010-14	1,516	747	Cory Gensler, Campbell, 2016-20	1,106	574
Kevin Robinson, Radford, 1994-98	1,078	745	Craig Bradshaw, Winthrop, 2003-07	1,158	573
Josh Ferguson, Winthrop, 2016-20	1,114	741	Nick Mitchell, Charleston Southern, 1997-01	1,195	567
Tony Dunkin, Coastal Carolina, 1989-93	2,151	725	Greg Washington, Winthrop, 1985-89	1,224	566
Henry Wilson, Campbell, 1985-89	1,604	724	Chris Stephenson, UNC Asheville, 2008-12	1,145	562
Tyrone Travis, Radford, 1989-94	1,313	718	Ron Shelburne, Radford, 1987-91	1,332	541
Derek Wilson, Coastal Carolina, 1985-89	1,492	712	Stephen Barber, Radford, 1988-92	1,170	533
William Calvin, Coastal Carolina, 1985-88	1,110	706	Brian Brunson, UNC Greensboro, 1992-96	1,076	531
Brent Keck, UNC Asheville, 1987-91	1,186	706	Torrell Martin, Winthrop, 2003-07	1,387	525
Ahmad Thomas, UNC Asheville, 2014-18	1,626	705	PHLANDROUS FLEMING JR., Charleston Southern, 2017-	1,148	512

PLAYERS WITH 1,000 POINTS, 500 REBOUNDS, 100 BLOCKED SHOTS (18)

PLAYER, SCHOOL, YEARS	POINTS	REBOUNDS	BLOCKS
Peter Aluma, Liberty, 1994-97	1,715	682	366
D.J. Cunningham, UNC Asheville, 2009-14	1,000	819	278
D.J. Covington, VMI, 2010-14	1,516	747	272
John Williams, UNC Asheville, 2007-11	1,169	684	255
Xavier Cooks, Winthrop, 2014-18	1,778	983	221
Tyrone Travis, Radford, 1989-94	1,313	718	215
John Brown, High Point, 2012-16	2,229	801	167
Ed Polite Jr., Radford, 2015-19	1,558	1,119	159
Henry Wilson, Campbell, 1985-89	1,604	724	156
Joe Spinks, Campbell, 1990-94	1,711	954	155
Joseph Harris, Coastal Carolina, 2005-10	1,444	1,152	142
Kelvin Martin, Charleston Southern, 2008-12	1,483	968	127
Antwan Burrus, Liberty, 2009-14	1,170	616	124
Art Parakhouski, Radford, 2008-10	1,195	783	115
DuWayne Cheatam, Coastal Carolina, 1987-91	1,085	575	112
Tyrone Walker, Winthrop, 2000-04	1,262	701	105
Chris Oliver, Radford, 2003-07	1,659	845	104
Stan Okoye, VMI, 2009-13	2,146	962	103

PLAYERS WITH 1,000 POINTS, 500 REBOUNDS, 500 ASSISTS (1)

PLAYER, SCHOOL, YEARS	POINTS	REBOUNDS	ASSISTS
Jesse Sanders, Liberty, 2008-12	1,235	815	727

PLAYERS WITH 1,000 POINTS, 500 REBOUNDS, 200 STEALS (7)

PLAYER, SCHOOL, YEARS	POINTS	REBOUNDS	STEALS
Travis Holmes, VMI, 2005-09	1,733	590	309
Ahmad Thomas, UNC Asheville, 2014-18	1,626	705	251
Javonte Green, Radford, 2011-15	1,911	1,064	243
Kelvin Martin, Charleston Southern, 2008-12	1,483	968	221
Joe Spinks, Campbell, 1990-94	1,711	954	220
Chris Clemons, Campbell, 2015-19	3,225	587	213
Joseph Harris, Coastal Carolina, 2005-10	1,444	1,152	205

PLAYERS WITH 1,000 POINTS, 500 ASSISTS, 200 STEALS (4)

PLAYER, SCHOOL, YEARS	POINTS	ASSISTS	STEALS
J.P. Primm, UNC Asheville, 2008-12	1,689	607	248
Chris Gaynor, Winthrop, 2004-08	1,000	567	259
Robert Dowdell, Coastal Carolina, 1987-91	1,202	561	239
Brad Childress, Campbell, 1986-90	1,105	543	243

PLAYERS WITH 1,000 POINTS, 500 REBOUNDS, 200 STEALS, 100 BLOCKS (3)

PLAYER, SCHOOL, YEARS	POINTS	REBOUNDS	STEALS	BLOCKS
Joe Spinks, Campbell, 1990-94	1,711	954	220	155
Joseph Harris, Coastal Caro., 2005-10	1,444	1,152	205	142
Kelvin Martin, Charleston So., 2008-12	1,483	968	221	127

PLAYERS WITH 1,000 POINTS, 500 REBOUNDS, 300 ASSISTS, 300 STEALS (1)

PLAYER, SCHOOL, YEARS	POINTS	REBOUNDS	ASSISTS	STEALS
Travis Holmes, VMI, 2005-09	1,733	590	360	309

PLAYERS WITH 500 REBOUNDS, 100 BLOCKED SHOTS (28)

PLAYER, SCHOOL, YEARS	REBOUNDS	BLOCKS
Peter Aluma, Liberty, 1994-97	682	366
Cruz Daniels, High Point, 2006-10	675	297
D.J. Cunningham, UNC Asheville, 2009-14	819	278
D.J. Covington, VMI, 2010-14	747	272
John Williams, UNC Asheville, 2007-11	684	255
Xavier Cooks, Winthrop, 2014-18	983	221
Tyrone Travis, Radford, 1989-94	718	215
Andrew Eudy, Campbell, 2015-19	640	199
Eric Cuthrell, UNC Greensboro, 1992-96	859	183
John Brown, High Point, 2012-16	801	167
Robert Stevenson, UNC Asheville, 1994-98	548	163
Ed Polite Jr., Radford, 2015-19	1,119	159
Henry Wilson, Campbell, 1985-89	724	156
Joe Spinks, Campbell, 1990-94	954	155
Sam McLaurin, Coastal Carolina, 2008-12	647	155
Brandon Holcomb, Radford, 2012-16	559	148
Joseph Harris, Coastal Carolina, 2005-10	1,152	142
Kelvin Martin, Charleston Southern, 2008-12	968	127
Antwan Burrus, Liberty, Liberty, 2009-14	616	124
Jonathan Clifton, UNC Greensboro, 1992-96	530	122
Art Parakhouski, Radford, 2008-10	783	115
DuWayne Cheatam, Coastal Carolina, 1987-91	575	112
William Truss, Presbyterian, 2011-15	677	111
Tyrone Walker, Winthrop, 2000-04	701	105
Chris Oliver, Radford, 2003-07	845	104
Damarion Geter, Longwood, 2013-19	627	104
Stan Okoye, VMI, 2009-13	962	103
Andrew Smith, Liberty, 2011-15	558	102

PLAYERS WITH 1,000-PTS, 500-REB, 100-STL, 100-BLKS, 100-AST (10)

PLAYER, SCHOOL, YEARS	PTS	REB	STL	BLK	AST
Joe Spinks, Campbell, 1990-94	1,711	954	220	155	344
Xavier Cooks, Winthrop, 2014-18	1,778	983	109	221	306
Stan Okoye, VMI, 2009-13	2,146	962	152	103	212
Ed Polite Jr., Radford, 2015-19	1,558	1,119	199	159	189
Joseph Harris, Coastal Caro., 2005-10	1,444	1,152	205	142	188
Tyrone Walker, Winthrop, 2000-04	1,262	701	120	105	187
Kelvin Martin, Charleston So., 2008-12	1,483	968	221	127	181
John Brown, High Point, 2012-16	2,229	801	182	167	180
Chris Oliver, Radford, 2003-07	1,659	845	136	104	157
Tyrone Travis, Radford, 1989-94	1,313	718	139	215	136

PLAYERS WITH 1,000 POINTS, 400 ASSISTS (22)

PLAYER, SCHOOL, YEARS	POINTS	ASSISTS
Jesse Sanders, Liberty, 2008-12	1,235	727
J.P. Primm, UNC Asheville, 2008-12	1,689	607
Amir Johnson, Radford, 2006-10	1,229	604
Chris Gaynor, Winthrop, 2004-08	1,000	567
Brian Schmall, Augusta/Radford, 1988-90, 91-93	1,393	563
Robert Dowdell, Coastal Carolina, 1987-91	1,202	561
Scott Hartzell, UNC Greensboro, 1992-96	1,539	552
Brad Childress, Campbell, 1986-90	1,105	543
Rodney Glasgow, VMI, 2010-14	1,440	530
K.J. Garland, UNC Asheville, 2003-08	1,363	520
Saah Nimley, Charleston Southern, 2011-15	1,866	511
Anthony Walker, Radford, 1993-97	1,601	510
Kierre Greenwood, Coastal Carolina, 2009-13	1,199	481
Mike Jefferson, High Point, 2005-08	1,067	470
Tyson Waterman, Winthrop, 1995-00	1,461	469
Carlík Jones, Radford, 2017-20	1,552	469
Rashun Davis, Radford, 2012-16	1,304	457
Matt Hildebrand, Liberty, 1991-94	1,246	447
Josh Kohn, UNC Asheville, 1992-96	1,467	430
Matt Dickey, UNC Asheville, 2008-12	1,778	429
Whit Holcomb-Faye, Radford, 2002-06	1,856	417
Reggie Middleton, Winthrop, 2008-12	1,185	410

PLAYERS WITH 400 REBOUNDS, 400 ASSISTS (7)

PLAYER, SCHOOL, YEARS	REBOUNDS	ASSISTS
Jesse Sanders, Liberty, 2008-12	815	727
J.P. Primm, UNC Asheville, 2008-12	459	607
Amir Johnson, Radford, 2006-10	477	604
K.J. Garland, UNC Asheville, 2003-08	428	520
Saah Nimley, Charleston Southern, 2011-15	426	511
Carlík Jones, Radford, 2017-20	466	469
Matt Dickey, UNC Asheville, 2008-12	450	429

PLAYERS WITH 400 REBOUNDS, 400 ASSISTS, 200 STEALS (1)

PLAYER, SCHOOL, YEARS	REBOUNDS	ASSISTS	STEALS
J.P. Primm, UNC Asheville, 2008-12	459	607	248

PLAYERS WITH 300 ASSISTS, 300 STEALS (2)

PLAYER, SCHOOL, YEARS	ASSISTS	STEALS
Travis Holmes, VMI, 2005-09	360	309
Chavis Holmes, VMI, 2005-09	313	304

PLAYERS WITH 300 ASSISTS, 300 THREE-POINT FIELD GOALS (6)

PLAYER, SCHOOL, YEARS	ASSISTS	3FG
Chris Clemons, Campbell, 2015-19	335	444
Jack Leasure, Coastal Carolina, 2004-08	353	411
Jamarco Warren, Charleston Southern, 2007-11	336	337
Scott Hartzell, UNC Greensboro, 1992-96	552	309
Chavis Holmes, VMI, 2005-09	313	306
R.J. Price, Radford, 2011-15	369	301

PLAYERS WITH 300 ASSISTS, 300 THREE-POINT FG, 100 STEALS (5)

PLAYER, SCHOOL, YEARS	ASSISTS	3FG	STEALS
Chavis Holmes, VMI, 2005-09	313	306	304
Chris Clemons, Campbell, 2015-19	335	444	213
R.J. Price, Radford, 2011-15	369	301	166
Jamarco Warren, Charleston Southern, 2007-11	336	337	153
Jack Leasure, Coastal Carolina, 2004-08	353	411	148

MEN'S BASKETBALL CAREER RECORDS



POINTS SCORED

3,225	Chris Clemons, Campbell	2015-19
2,556	Reggie Williams, VMI	2004-08
2,229	John Brown, High Point	2012-16
2,211	Larry Blair, Liberty	2003-07
2,151	Tony Dunkin, Coastal Carolina	1989-93
2,146	Stan Okoye, VMI	2009-13
2,121	Nick Barbour, High Point	2008-12
2,076	Keon Johnson, Winthrop	2013-17
2,069	Arizona Reid, High Point	2004-08
2,065	Chavis Holmes, VMI	2005-09

POINTS PER GAME (min. 1000 PTS)

24.81	Chris Clemons, Campbell	2015-19
24.56	Jermaine Marrow, Hampton	2018-20
22.82	Reggie Williams, VMI	2004-08
21.75	Darnell Sneed, Charleston Southern	1991-93
21.15	Ben Hinson, Charleston Southern	1985-87
20.68	Tony Dunkin, Coastal Carolina	1989-93
20.53	KeKe Hicks, Coastal Carolina	1992-95
20.34	Eric Burks, Charleston Southern	1993-95
20.13	Clarence Grier, Campbell	1985-87
19.75	Andrew Rowsey, UNC Asheville	2013-15

FIELD GOALS

1,024	Chris Clemons, Campbell	2015-19
933	Reggie Williams, VMI	2004-08
864	Arizona Reid, High Point	2004-08
858	John Brown, High Point	2012-16
801	Larry Blair, Liberty	2003-07
788	Stan Okoye, VMI	2009-13
775	Tony Dunkin, Coastal Carolina	1989-93
715	Doug Day, Radford	1989-93
701	Javonte Green, Radford	2011-15
671	Ahmad Thomas, UNC Asheville	2014-18

FIELD GOAL ATTEMPTS

2,307	Chris Clemons, Campbell	2015-19
1,926	Larry Blair, Liberty	2003-07
1,874	Reggie Williams, VMI	2004-08
1,782	Doug Day, Radford	1989-93
1,705	Arizona Reid, High Point	2004-08
1,635	Jamarco Warren, Charleston Southern	2007-11
1,590	Stan Okoye, VMI	2009-13
1,582	Nick Barbour, High Point	2008-12
1,569	Keith Gabriel, VMI	2008-12
1,550	John Brown, High Point	2012-16

FIELD GOAL PERCENTAGE (min. 400 FG and 4.00 FG pg)

61.8	Heder Ambroise, CSU (486-786)	1985-89
58.2	D.J. Covington, VMI (599-1029)	2010-14
56.1	Art Parakhouski, Radford (451-804)	2008-10
56.1	Joseph Harris, CCU (592-1056)	2005-10
56.0	Tyrell Nelson, Gardner-Webb (653-1167)	2013-17
55.4	John Brown, High Point (858-1550)	2012-16
54.6	Henry Wilson, Campbell (621-1138)	1985-89
54.1	Matt Murrer, VMI (473-875)	2003-07
54.0	Kelvin Martin, CSU (574-1062)	2008-12
53.4	Danny Gathings, Hpu (507-949)	2002-05
53.4	Moses Sonko, CCU (475-890)	2003-07

FIELD GOALS PER GAME (min. 400 FG)

8.33	Reggie Williams, VMI	2004-08
8.30	Ben Hinson, Charleston Southern	1985-87
7.93	Van Wilkins, UNC Asheville	1985-87
7.88	Darnell Sneed, Charleston Southern	1991-93
7.88	Chris Clemons, Campbell	2015-19
7.86	Jermaine Marrow, Hampton	2018-20
7.76	Clarence Grier, Campbell	1985-87
7.50	Eric Burks, Charleston Southern	1993-95
7.45	Tony Dunkin, Coastal Carolina	1989-93
7.21	John Brown, High Point	2012-16

FREE THROWS

733	Chris Clemons, Campbell	2015-19
517	Keon Johnson, Winthrop	2013-17
513	Whit Holcomb-Faye, Radford	2002-06
512	John Brown, High Point	2012-16
494	Reggie Williams, VMI	2004-08
490	Saah Nimley, Charleston Southern	2011-15
487	Tony Dunkin, Coastal Carolina	1989-93
487	Nick Barbour, High Point	2008-12
487	Matt Dickey, UNC Asheville	2008-12
485	Javonte Green, Radford	2011-15

FREE THROW ATTEMPTS

860	Chris Clemons, Campbell	2015-19
739	Javonte Green, Radford	2011-15
712	John Brown, High Point	2012-16
703	Reggie Williams, VMI	2004-08
677	Peter Aluma, Liberty	1994-97
674	Whit Holcomb-Faye, Radford	2002-06
665	Stan Okoye, VMI	2009-13
656	Tony Dunkin, Coastal Carolina	1989-93
643	Jerome Hill, Gardner-Webb	2012-15
633	Saah Nimley, Charleston Southern	2011-15

FREE THROW PERCENTAGE (min. 300 FT and 2.50 pg)

90.4	Matt Hildebrand, Liberty (349-386)	1991-94
85.2	Chris Clemons, Campbell (733-860)	2015-19
84.8	Keon Johnson, Winthrop (517-610)	2013-17
84.3	Matt Dickey, UNC Asheville (487-578)	2008-12
84.2	Don Burgess, Radford (336-399)	1990-94
81.4	Austin Kenon, VMI (316-388)	2007-11
80.1	Anthony Walker, Radford (317-396)	1993-97
79.5	Jamarco Warren, Chas. So. (311-391)	2007-11
79.3	Larry Blair, Liberty (382-482)	2003-07
79.1	James Shuler, Winthrop (420-531)	2002-06
79.1	J.P. Primm, UNC Asheville (450-569)	2008-12

THREE-POINT FIELD GOALS

444	Chris Clemons, Campbell	2015-19
411	Jack Leasure, Coastal Carolina	2004-08
401	Doug Day, Radford	1989-93
349	Austin Kenon, VMI	2007-11
337	Jamarco Warren, Charleston Southern	2007-11
314	Nick Barbour, High Point	2008-12
311	Keith Gabriel, VMI	2008-12
309	Scott Hartzell, UNC Greensboro	1992-96
306	Chavis Holmes, VMI	2005-09
301	R.J. Price, Radford	2011-15

THREE-POINT FIELD GOAL ATTEMPTS

1,224	Chris Clemons, Campbell	2015-19
1,068	Doug Day, Radford	1989-93
1,009	Jack Leasure, Coastal Carolina	2004-08
933	Keith Gabriel, VMI	2008-12
917	Jamarco Warren, Charleston Southern	2007-11
910	Austin Kenon, VMI	2007-11
848	R.J. Price, Radford	2011-15
838	Saah Nimley, Charleston Southern	2011-15
795	Chavis Holmes, VMI	2005-09
780	Raymond Arrington, Radford	1999-03

3-POINT FIELD GOAL PCT (min. 200 3FG and 2.00 pg)

45.5	Corey Reed, Radford (232-510)	1994-98
43.9	Scott Hartzell, UNG (309-704)	1992-96
43.0	Dave Mooney, CCU (202-470)	1985-88
40.7	Jack Leasure, CCU (411-1009)	2004-08
40.4	Josh Kohn, UNC Asheville (296-732)	1992-96
40.3	Nick Barbour, High Point (314-780)	2008-12
39.9	Keon Johnson, Winthrop (295-740)	2013-17
39.5	Mark Mocnik, Campbell (295-747)	1988-93
39.3	Andrew Rowsey, Asheville (208-529)	2013-15
38.8	Torrell Martin, Winthrop (225-580)	2003-07

THREE-POINT FIELD GOALS PER GAME (min. 200 3FG)

3.51	Jack Leasure, Coastal Carolina	2004-08
3.48	KeKe Hicks, Coastal Carolina	1992-95
3.43	Doug Day, Radford	1989-93
3.42	Chris Clemons, Campbell	2015-19
3.32	Austin Kenon, VMI	2007-11
3.30	Andrew Rowsey, UNC Asheville	2013-15
2.79	Jamarco Warren, Charleston Southern	2007-11
2.77	Dave Mooney, Coastal Carolina	1985-88
2.73	Scott Hartzell, UNC Greensboro	1992-96
2.72	Josh Kohn, UNC Asheville	1992-96

active players in BOLD ITALICS

REBOUNDS

1,152	Joseph Harris, Coastal Carolina	2005-10
1,119	Ed Polite Jr., Radford	2015-19
1,064	Javonte Green, Radford	2011-15
1,013	Arizona Reid, High Point	2004-08
983	Xavier Cooks, Winthrop	2014-18
968	Kelvin Martin, Charleston Southern	2008-12
962	Stan Okoye, VMI	2009-13
954	Joe Spinks, Campbell	1990-94
874	Tyrell Nelson, Gardner-Webb	2013-17
859	Eric Cuthrell, UNC Greensboro	1992-96

REBOUNDS PER GAME (min. 500 REB)

12.23	Art Parakhouski, Radford	2008-10
10.03	Oliver Johnson, Charleston Southern	1986-88
8.94	William Calvin, Coastal Carolina	1985-88
8.84	Alex McLean, Liberty	2006-08
8.77	Maurice Ingram, Coastal Carolina	1994-97
8.60	Joseph Harris, Coastal Carolina	2005-10
8.59	Joe Spinks, Campbell	1990-94
8.54	Ed Polite Jr., Radford	2015-19
8.47	Al'Lonzo Coleman, Presbyterian	2008-12
8.44	Arizona Reid, High Point	2004-08

ASSISTS

727	Jesse Sanders, Liberty	2008-12
651	Tyler Strange, Gardner-Webb	2011-15
607	J.P. Primm, UNC Asheville	2008-12
604	Amir Johnson, Radford	2006-10
567	Chris Gaynor, Winthrop	2004-08
563	Brian Schmall, Augusta/Radford	1988-90, 91-93
561	Robert Dowdell, Coastal Carolina	1987-91
559	Mike Fayed, Winthrop	1991-95
552	Scott Hartzell, UNC Greensboro	1992-96
543	Brad Childress, Campbell	1986-90

STEALS

309	Travis Holmes, VMI	2005-09
304	Chavis Holmes, VMI	2005-09
259	Chris Gaynor, Winthrop	2004-08
251	Ahmad Thomas, UNC Asheville	2014-18
248	J.P. Primm, UNC Asheville	2008-12
243	Brad Childress, Campbell	1986-90
243	Javonte Green, Radford	2011-15
241	Ed O'Neil, Charleston Southern	2000-04
239	Robert Dowdell, Coastal Carolina	1987-91
226	Arlon Harper, Charleston Southern	2011-15

BLOCKED SHOTS

366	Peter Aluma, Liberty	1994-97
297	Cruz Daniels, High Point	2006-10
278	D.J. Cunningham, UNC Asheville	2009-14
272	D.J. Covington, VMI	2010-14
255	John Williams, UNC Asheville	2007-11
221	Xavier Cooks, Winthrop	2014-18
215	Tyrene Travis, Radford	1989-94
204	Pascal Fleury, UMBC	1993-95
199	Andrew Eudy, Campbell	2015-19
190	C.J. Walker, UNC Asheville	2003-07

GAMES PLAYED

134	Joseph Harris, Coastal Carolina	2005-10
133	Javonte Green, Radford	2011-15
133	Tyrell Nelson, Gardner-Webb	2013-17
133	Cory Gensler, Campbell	2016-20
132	John Caleb Sanders, Liberty	2010-14
132	Tyler Strange, Gardner-Webb	2011-15
132	Kyle Noreen, Radford	2011-15
132	Brandon Holcomb, Radford	2012-16
132	Ryan Kemrite, Liberty	2014-18
131	four players tied with	

MINUTES PLAYED

4,542	Khalid Mutakabbir, Presbyterian	2009-13
4,433	Chris Clemons, Campbell	2015-19
4,178	Anthony Smith, Liberty	2005-09
4,165	Kevin Vannatta, UNC Asheville	2014-18
4,143	Amir Johnson, Radford	2006-10
4,143	Jesse Sanders, Liberty	2008-12
4,124	Cory Gensler, Campbell	2016-20
4,123	Larry Blair, Liberty	2003-07
4,093	Brad Childress, Campbell	1986-90
4,047	J.P. Primm, UNC Asheville	2008-12

POINTS SCORED

993	Chris Clemons, Campbell	2018-19
928	Reggie Williams, VMI	2006-07
904	Chris Clemons, Campbell	2016-17
854	Jermaine Marrow, Hampton	2018-19
772	Chris Clemons, Campbell	2017-18
759	Tony Dunkin, Coastal Carolina	1992-93
749	Ben Stanley, Hampton	2019-20
742	Arizona Reid, High Point	2007-08
739	Clarence Grier, Campbell	1986-87
715	Keon Johnson, Winthrop	2016-17

POINTS PER GAME

30.1	Chris Clemons, Campbell	2018-19
28.1	Reggie Williams, VMI	2006-07
27.8	Reggie Williams, VMI	2007-08
25.1	Chris Clemons, Campbell	2016-17
24.9	Chris Clemons, Campbell	2017-18
24.8	Jermaine Marrow, Hampton	2019-20
24.6	Clarence Grier, Campbell	1986-87
24.4	Jermaine Marrow, Hampton	2018-19
23.9	Arizona Reid, High Point	2007-08
23.7	Tony Dunkin, Coastal Carolina	1992-93

FIELD GOALS

338	Reggie Williams, VMI	2006-07
304	Arizona Reid, High Point	2007-08
304	Chris Clemons, Campbell	2018-19
301	Chris Clemons, Campbell	2016-17
295	Ben Stanley, Hampton	2019-20
287	Clarence Grier, Campbell	1986-87
285	Arizona Reid, High Point	2006-07
274	Fred McKinnon, Winthrop	1985-86
274	Jermaine Marrow, Hampton	2018-19
269	Reggie Williams, VMI	2007-08

FIELD GOAL ATTEMPTS

679	Chris Clemons, Campbell	2018-19
674	Chris Clemons, Campbell	2016-17
649	Jermaine Marrow, Hampton	2018-19
636	Reggie Williams, VMI	2006-07
583	Seth Curry, Liberty	2008-09
579	Larry Blair, Liberty	2005-06
573	Clarence Grier, Campbell	1986-87
571	Arizona Reid, High Point	2007-08
560	Arizona Reid, High Point	2006-07
549	QJ Peterson, VMI	2013-14

FIELD GOAL PERCENTAGE (min. 5.00 FG per game)

69.6	Kenny George, UNC Asheville (151-217)	2007-08
66.4	Heder Ambroise, CSU (164-247)	1988-89
63.3	Heder Ambroise, CSU (171-270)	1987-88
62.8	Eddie Gay, Winthrop (194-309)	1992-93
62.0	Allen Washington, Winthrop (189-305)	1985-86
61.5	Julius Nwosu, Liberty (203-330)	1992-93
61.4	Scottie James, Liberty (188-306)	2017-18
61.0	Rod Lane, Armstrong State (172-282)	1985-86
61.0	Eric Griffin, Campbell (177-290)	2011-12
60.9	Tyrell Nelson, Gardner-Webb (195-320)	2014-15

FIELD GOALS PER GAME

10.76	Reggie Williams, VMI (269 in 25)	2007-08
10.24	Reggie Williams, VMI (338 in 33)	2006-07
9.81	Arizona Reid, High Point (304 in 31)	2007-08
9.57	Clarence Grier, Campbell (287 in 30)	1986-87
9.45	Fred McKinnon, Winthrop (274 in 29)	1985-86
9.21	Chris Clemons, Campbell (304 in 33)	2018-19
8.91	Arizona Reid, High Point (285 in 32)	2006-07
8.68	Ben Stanley, Hampton (295 in 34)	2019-20
8.67	Ben Hinson, Charleston So. (260 in 30)	1986-87
8.36	Chris Clemons, Campbell (301 in 36)	2016-17

FREE THROWS

246	Chris Clemons, Campbell	2018-19
218	Jermaine Marrow, Hampton	2018-19
216	Jerome Hill, Gardner-Webb	2014-15
214	Devin Boyd, Towson State	1992-93
211	Chris Clemons, Campbell	2017-18
192	Jermaine Marrow, Hampton	2019-20
187	Saah Nimley, Charleston Southern	2014-15
184	Chris Clemons, Campbell	2016-17
182	Whit Holcomb-Faye, Radford	2005-06
182	Matt Dickey, UNC Asheville	2011-12

FREE THROW ATTEMPTS

344	Jerome Hill, Gardner-Webb	2014-15
283	Art Parakhouski, Radford	2009-10
283	Chris Clemons, Campbell	2018-19
272	Devin Boyd, Towson State	1992-93
269	Jermaine Marrow, Hampton	2018-19
267	Reggie Williams, VMI	2006-07
252	Jermaine Marrow, Hampton	2019-20
249	Andrey Savtchenko, Radford	2001-02
249	Al'Lonzo Coleman, Presbyterian	2011-12
245	Chris Clemons, Campbell	2017-18

FREE THROW PERCENTAGE (min. 2.50 FT per game)

92.5	Matt Hildebrand, Liberty (149-161)	1993-94
92.5	Keith Hornsby, UNC Asheville (99-107)	2012-13
92.1	Andrew Rowsey, Asheville (140-152)	2014-15
91.2	Matt Hildebrand, Liberty (114-125)	1991-92
90.1	Miles Bowman Jr., High Point (109-121)	2016-17
89.9	Georgie Pacheco-Ortiz, LU (98-109)	2017-18
89.8	Scott Hartzell, UNG (97-108)	1994-95
89.0	Lorenzo Phillips Longwood (105-118)	2018-19
88.9	Scott Hartzell, UNC Greensboro (72-81)	1992-93
88.6	MaCio Teague, UNC Asheville (101-114)	2016-17

THREE-POINT FIELD GOALS

139	Chris Clemons, Campbell	2018-19
125	Jack Leasure, Coastal Carolina	2005-06
119	Austin Kenon, VMI	2008-09
118	Chris Clemons, Campbell	2016-17
117	Doug Day, Radford	1991-92
116	Doug Day, Radford	1992-93
115	KeKe Hicks, Coastal Carolina	1993-94
111	Jack Leasure, Coastal Carolina	2007-08
110	Saah Nimley, Charleston Southern	2014-15
108	three players tied with	

THREE-POINT FIELD GOAL ATTEMPTS

389	Chris Clemons, Campbell	2018-19
333	Chris Clemons, Campbell	2016-17
314	Doug Day, Radford	1992-93
307	Saah Nimley, Charleston Southern	2014-15
305	Austin Kenon, VMI	2008-09
298	Jack Leasure, Coastal Carolina	2005-06
294	Seth Curry, Liberty	2008-09
290	Doug Day, Radford	1991-92
282	KeKe Hicks, Coastal Carolina	1993-94
282	Fred Robinson, VMI	2006-07

3-POINT FIELD GOAL PCT (min. 2.50 3FG per game)

49.1	Devante Wallace, High Point (78-159)	2013-14
48.4	Nick Barbour, High Point (108-223)	2011-12
48.3	Dave Mooney, Coastal Caro. (100-207)	1986-87
48.0	Quincy Taylor, Longwood (86-179)	2014-15
47.6	Corey Reed, Radford (78-164)	1996-97
46.8	Scott Neely, Campbell (81-173)	1993-94
46.4	James Collins, B'ham-So. (70-151)	2005-06
45.7	Skip Saunders, UMBC (80-175)	1992-93
45.6	Scott Hartzell, UNG (73-160)	1992-93
44.4	Jaheam Cornwall, GWU (87-196)	2019-20

THREE-POINT FIELD GOALS PER GAME

4.42	KeKe Hicks, Coastal Carolina	1993-94
4.21	Chris Clemons, Campbell	2018-19
4.17	Jack Leasure, Coastal Carolina	2005-06
4.03	Doug Day, Radford	1991-92
3.96	Jack Leasure, Coastal Carolina	2007-08
3.74	Doug Day, Radford	1992-93
3.72	Austin Kenon, VMI	2008-09
3.66	Doug Day, Radford	1990-91
3.64	Dave Mooney, Coastal Carolina	1987-88
3.57	Dave Mooney, Coastal Carolina	1986-87

REBOUNDS

414	Art Parakhouski, Radford	2009-10
369	Art Parakhouski, Radford	2008-09
352	Joseph Harris, Coastal Carolina	2008-09
345	Jerome Hill, Gardner-Webb	2014-15
344	John Brown, Liberty	2010-11
342	Arizona Reid, High Point	2007-08
336	Joseph Harris, Coastal Carolina	2009-10
331	Oliver Johnson, Charleston Southern	1987-88
329	Scottie James, Liberty	2017-18
326	D.J. Covington, VMI	2013-14

REBOUNDS PER GAME

13.35	Art Parakhouski, Radford	2009-10
11.41	Oliver Johnson, Charleston Southern	1987-88
11.35	Joseph Harris, Coastal Carolina	2008-09
11.18	Art Parakhouski, Radford	2008-09
11.03	Arizona Reid, High Point	2007-08
10.75	John Brown, Liberty	2010-11
10.30	Joshua Henley, Gardner-Webb	2008-09
10.15	Jerome Hill, Gardner-Webb	2014-15
10.10	Greg Lewis, Winthrop	2001-02
10.00	Allen Washington, Winthrop	1985-86
10.00	Andrey Savtchenko, Radford	2000-01

ASSISTS

270	Tony Fairley, Charleston Southern	1986-87
260	Tyler Strange, Gardner-Webb	2014-15
255	Jesse Sanders, Liberty	2011-12
229	Davon Bell, Presbyterian	2018-19
224	TeeJay Bannister, Liberty	2007-08
216	Brian Schmall, Radford	1992-93
216	Mike Jefferson, High Point	2007-08
213	Lucas Woodhouse, Longwood	2013-14
207	Dan Pogue, Campbell	1993-94
205	Rodney Glasgow, VMI	2013-14

ASSISTS PER GAME

9.64	Tony Fairley, Charleston Southern	1986-87
7.97	Jesse Sanders, Liberty	2011-12
7.43	Tyler Strange, Gardner-Webb	2014-15
7.39	Dan Pogue, Campbell	1993-94
7.23	TeeJay Bannister, Liberty	2007-08
6.97	Brian Schmall, Radford	1992-93
6.97	Mike Jefferson, High Point	2007-08
6.93	Robert Dowdell, Coastal Carolina	1989-90
6.66	Lucas Woodhouse, Longwood	2013-14
6.54	Eric Washington, Presbyterian	2012-13
6.54	Davon Bell, Presbyterian	2018-19

STEALS

114	Tony Fairley, Charleston Southern	1986-87
111	Travis Holmes, VMI	2006-07
109	Robert Dowdell, Coastal Carolina	1989-90
107	Carl Williams, Liberty	1999-00
105	Chavis Holmes, VMI	2008-09
100	LaQuincy Rideau, Gardner-Webb	2016-17
99	Ahmad Thomas, UNC Asheville	2016-17
97	Chris Gaynor, Winthrop	2007-08
90	Chavis Holmes, VMI	2006-07
87	Travis Holmes, VMI	2008-09

BLOCKED SHOTS

124	Pascal Fleury, UMBC	1994-95
113	Peter Aluma, Liberty	1995-96
106	D.J. Covington, VMI	2013-14
98	D.J. Cunningham, UNC Asheville	2013-14
97	Peter Aluma, Liberty	1994-95
97	Peter Aluma, Liberty	1996-97
93	Kenny George, UNC Asheville	2007-08
93	D.J. Cunningham, UNC Asheville	2012-13
93	D.J. Covington, VMI	2012-13
86	Derek Stewart, Augusta	1990-91
86	C.J. Walker, UNC Asheville	2003-04

MINUTES PLAYED

1,291	Rodney Glasgow, VMI	2013-14
1,277	Seth Curry, Liberty	2008-09
1,275	Jermaine Marrow, Hampton	2018-19
1,270	Anthony Smith, Liberty	2008-09
1,226	Trey Freeman, Campbell	2012-13
1,217	K.J. Garland, UNC Asheville	2007-08
1,216	Kalin Fisher, Hampton	2018-19
1,208	Chris Clemons, Campbell	2018-19
1,205	Khalid Mutakabbir, Presbyterian	2010-11
1,205	Chris Clemons, Campbell	2016-17

GAMES PLAYED

37 eight players tied with

To be ranked in per game averages, a player must appear in 75% of his team's games

MEN'S BASKETBALL SEASON RECORDS - TEAM



POINTS SCORED

3,331	VMI	2006-07
3,089	VMI	2013-14
3,002	VMI	2008-09
2,847	Hampton	2018-19
2,817	Presbyterian	2018-19
2,765	Winthrop	2019-20
2,745	UNC Asheville	2011-12
2,729	Radford	2013-14
2,726	VMI	2010-11
2,718	Gardner-Webb	2018-19

SCORING OFFENSE

100.9	VMI	2006-07
93.8	VMI	2008-09
91.3	VMI	2007-08
88.6	VMI	2009-10
88.3	VMI	2013-14
87.9	VMI	2010-11
83.6	Winthrop	1992-93
83.3	Charleston Southern	1993-94
83.3	Winthrop	2018-19
82.2	Winthrop	2015-16

FEWEST POINTS ALLOWED

1,741	Campbell	1985-86
1,760	Birmingham-Southern	2003-04
1,782	Winthrop	2003-04
1,794	Birmingham-Southern	2005-06
1,825	Coastal Carolina	1996-97
1,835	Elon	2002-03
1,837	UNC Asheville	1996-97
1,839	UMBC	1994-95
1,839	Charleston Southern	2002-03
1,840	Coastal Carolina	2012-13

SCORING DEFENSE

58.5	Winthrop	2007-08
59.4	Winthrop	2004-05
60.1	Coastal Carolina	2009-10
60.8	Gardner-Webb	2012-13
61.2	Winthrop	2005-06
61.2	Winthrop	2012-13
61.4	Winthrop	2006-07
61.4	Winthrop	2009-10
61.8	Winthrop	2000-01
61.9	Winthrop	1987-88

SCORING MARGIN

+13.7	Coastal Carolina	2009-10
+13.4	Winthrop	2006-07
+12.3	Coastal Carolina	2010-11
+12.2	Winthrop	2005-06
+11.0	UNC Greensboro	1994-95
+10.4	Liberty	1991-92
+9.8	Winthrop	2019-20
+9.7	Winthrop	1985-86
+9.5	Radford	1993-94
+9.3	UNC Asheville	2011-12
+9.3	Coastal Carolina	2014-15

FIELD GOALS

1,176	VMI	2006-07
1,088	VMI	2013-14
1,009	VMI	2008-09
980	Winthrop	2019-20
972	Radford	2013-14
966	Coastal Carolina	2009-10
966	Presbyterian	2018-19
966	Hampton	2018-19
955	Gardner-Webb	2018-19
945	VMI	2007-08

FIELD GOAL ATTEMPTS

2,696	VMI	2006-07
2,441	VMI	2013-14
2,279	VMI	2008-09
2,236	Hampton	2018-19
2,156	Charleston Southern	2018-19
2,150	Presbyterian	2018-19
2,125	VMI	2007-08
2,120	VMI	2009-10
2,120	Winthrop	2019-20
2,083	VMI	2010-11

FIELD GOAL PERCENTAGE

53.0	Winthrop (927-1749)	1985-86
52.0	Liberty (790-1518)	1991-92
51.2	UNC Asheville (805-1573)	1987-88
50.8	Charleston So. (937-1846)	1986-87
50.2	Radford (793-1580)	1993-94
49.7	Winthrop (753-1515)	1988-89
48.8	Charleston So. (858-1757)	1985-86
48.8	Liberty (845-1731)	1992-93
48.8	UNC Asheville (901-1846)	2007-08
48.7	four teams tied with	

THREE-POINT FIELD GOALS

442	VMI	2006-07
438	VMI	2008-09
394	Presbyterian	2018-19
372	Winthrop	2018-19
351	VMI	2010-11
336	VMI	2007-08
335	VMI	2009-10
333	Longwood	2018-19
324	Charleston Southern	2018-19
322	Winthrop	2019-20

THREE-POINT FIELD GOAL ATTEMPTS

1,383	VMI	2006-07
1,224	VMI	2008-09
1,045	VMI	2007-08
1,034	Presbyterian	2018-19
1,026	VMI	2009-10
997	Winthrop	2018-19
979	VMI	2010-11
962	VMI	2013-14
945	Charleston Southern	2018-19
939	Longwood	2018-19

THREE-POINT FIELD GOAL PERCENTAGE

45.1	Charleston So. (166-368)	1987-88
44.9	Charleston So. (93-207)	1986-87
44.4	Campbell (115-259)	1986-87
43.0	Charleston So. (151-351)	1989-90
43.0	B'ham-Southern (243-565)	2003-04
42.0	Liberty (146-347)	1991-92
41.4	Campbell (126-304)	1988-89
40.8	UNC Greensboro (205-503)	1995-96
40.7	Coastal Carolina (224-551)	1999-00
40.6	UMBC (161-397)	1992-93

THREE-POINT FIELD GOALS PER GAME

13.69	VMI	2008-09
13.39	VMI	2006-07
12.40	Winthrop	2018-19
11.59	VMI	2007-08
11.55	VMI	2009-10
11.32	VMI	2010-11
10.94	Presbyterian	2018-19
9.79	Longwood	2018-19
9.74	Charleston Southern	2013-14
9.55	Winthrop	2017-18

FREE THROWS

682	UNC Asheville	2011-12
622	Hampton	2018-19
600	VMI	2013-14
591	UNC Asheville	2013-14
576	UNC Asheville	2010-11
576	Coastal Carolina	2010-11
574	Hampton	2019-20
566	Winthrop	2015-16
564	VMI	2011-12
564	Radford	2013-14

FREE THROW ATTEMPTS

893	UNC Asheville	2011-12
842	VMI	2013-14
832	Coastal Carolina	2010-11
825	Radford	2008-09
821	Hampton	2019-20
820	Radford	2013-14
815	VMI	2006-07
810	UNC Asheville	2010-11
808	UNC Asheville	2015-16
805	Gardner-Webb	2013-14

FREE THROW PERCENTAGE

79.2	Liberty (523-660)	2017-18
78.7	Hampton (622-790)	2018-19
77.6	Charleston So. (408-526)	1992-93
76.4	UNC Asheville (682-893)	2011-12
76.2	High Point (518-680)	2015-16
76.1	UNC Asheville (506-665)	2002-03
75.8	Campbell (448-591)	2018-19
75.5	Charleston So. (456-604)	2010-11
75.4	UNC Asheville (417-553)	1987-88
75.3	UNC Asheville (528-701)	1999-00
75.3	Presbyterian (317-421)	2012-13

FIELD GOAL DEFENSE

38.2	Coastal Caro. (767-2008)	2009-10
38.9	Liberty (697-1791)	1996-97
39.4	Winthrop (660-1677)	1999-00
39.4	Coastal Caro. (780-1980)	2015-16
39.6	Winthrop (684-1726)	2007-08
39.6	Coastal Caro. (796-2011)	2010-11
39.6	Coastal Caro. (724-1827)	2014-15
39.7	UNC Asheville (662-1667)	2000-01
39.7	Radford (766-1928)	2009-10
39.7	Winthrop (695-1749)	2009-10

THREE-POINT DEFENSE

27.5	Coastal Carolina (184-670)	2009-10
29.1	UNC Asheville (205-705)	2015-16
29.6	Coastal Carolina (106-358)	2001-02
29.7	Winthrop (180-607)	2009-10
30.3	Radford (119-393)	1995-96
30.3	High Point (183-629)	2006-07
30.4	Liberty (212-697)	2012-13
30.4	Coastal Carolina (249-820)	2015-16
30.5	Winthrop (177-580)	1999-00
30.8	Birmingham-So. (166-539)	2003-04

REBOUNDS

1,452	VMI	2013-14
1,388	Winthrop	2019-20
1,375	Coastal Carolina	2009-10
1,372	Radford	2008-09
1,370	Hampton	2018-19
1,340	Radford	2009-10
1,339	Coastal Carolina	2010-11
1,338	Coastal Carolina	2014-15
1,336	Coastal Carolina	2013-14
1,299	Coastal Carolina	2015-16

REBOUND MARGIN

+8.1	Coastal Carolina	2014-15
+7.7	Winthrop	2019-20
+7.4	Radford	2009-10
+7.2	UNC Greensboro	1993-94
+7.1	Coastal Carolina	2010-11
+6.9	High Point	2018-19
+6.6	Winthrop	2006-07
+6.4	Radford	2008-09
+6.4	Liberty	2013-14
+6.0	Radford	1986-87

ASSISTS

681	VMI	2006-07
590	Charleston Southern	1986-87
581	VMI	2008-09
572	UNC Asheville	2007-08
567	Winthrop	2006-07
566	UNC Asheville	2011-12
565	Gardner-Webb	2014-15
565	Presbyterian	2018-19
542	Winthrop	2019-20
541	Coastal Carolina	2009-10

ASSISTS PER GAME

20.64	VMI	2006-07
19.67	Charleston Southern	1986-87
18.16	VMI	2008-09
18.07	Armstrong State	1985-86
17.90	Charleston Southern	1985-86
17.86	VMI	2007-08
17.33	UNC Asheville	2007-08
17.13	Liberty	1992-93
17.04	Campbell	1992-93
16.93	UMBC	1992-93

STEALS

490	VMI	2006-07
453	VMI	2008-09
376	Liberty	1999-00
369	VMI	2007-08
340	Radford	1998-99
312	UNC Asheville	2015-16
310	UNC Asheville	2010-11
303	Radford	1993-94
301	VMI	2009-10
298	Winthrop	2005-06

STEALS PER GAME

14.85	VMI	2006-07
14.16	VMI	2008-09
13.43	Liberty	1999-00
12.72	VMI	2007-08
10.85	Charleston Southern	1993-94
10.82	Radford	1993-94
10.44	UNC Asheville	1994-95
10.38	VMI	2009-10
10.22	Coastal Carolina	1985-86
9.89	Charleston Southern	2002-03

BLOCKED SHOTS

218	VMI	2013-14
196	UNC Asheville	2007-08
191	UNC Asheville	2013-14
178	UNC Asheville	2009-10
174	Winthrop	2015-16
169	UNC Asheville	2012-13
167	Campbell	2011-12
165	UNC Asheville	1997-98
163	Liberty	1996-97
160	Radford	2001-02

BLOCKED SHOTS PER GAME

6.23	VMI	2013-14
5.97	UNC Asheville	2013-14
5.94	UNC Asheville	2007-08
5.89	UNC Asheville	1997-98
5.74	UNC Asheville	2009-10
5.56	UMBC	1994-95
5.44	Winthrop	2015-16
5.34	Liberty	1995-96
5.28	UNC Asheville	2012-13
5.22	Armstrong State	1985-86
5.22	Campbell	2011-12

GAMES PLAYED

37	Campbell	2016-17
37	Liberty	2017-18
36	Liberty	2012-13
36	Radford	2017-18
36	Presbyterian	2018-19
35	Liberty	2008-09
35	Coastal Carolina	2009-10
35	VMI	2013-14
35	Radford	2013-14
35	Gardner-Webb	2014-15
35	Liberty	2016-17
35	Gardner-Webb	2018-19
35	Hampton	2018-19

OVERALL WINS

29	Winthrop (29-5)	2006-07
28	Coastal Carolina (28-7)	2009-10
28	Coastal Carolina (28-6)	2010-11
27	Winthrop (27-6)	2004-05
26	Winthrop (26-7)	2016-17
24	Coastal Carolina (24-8)	1990-91
24	VMI (24-8)	2008-09
24	UNC Asheville (24-10)	2011-12
24	Coastal Carolina (24-10)	2014-15
24	Winthrop (24-10)	2019-20

BIG SOUTH WINS

16	Coastal Carolina (16-2)	2010-11
16	UNC Asheville (16-2)	2011-12
15	Towson State (15-3)	1993-94
15	Winthrop (15-1)	2004-05
15	Radford (15-3)	2008-09
15	Coastal Carolina (15-3)	2009-10
15	Winthrop (15-3)	2016-17
15	UNC Asheville (15-3)	2016-17
15	Radford (15-3)	2019-20
15	Winthrop (15-3)	2019-20



MBB SINGLE-GAME RECORDS - INDIVIDUAL

MOST POINTS SCORED

All Games

- 51 Chris Clemons, Campbell vs. UNC Asheville (3-2-17)
- 48 Chris Clemons, Campbell vs Hampton (2-13-19)
- 46 Devin Boyd, Towson State vs. UMBC (2-27-93)

Big South Games

- 48 Chris Clemons, Campbell vs Hampton (2-13-19)
- 46 Devin Boyd, Towson State vs. UMBC (2-27-93)
- 45 Melvin Branham, Winthrop vs. Charleston Southern (1-10-94)

MOST FIELD GOALS

All Games

- 20 Fred McKinnon, Winthrop vs. Morris (11-29-85)
- 19 Dwayne Jackson, Charleston Southern at VMI (1-13-07)
- 19 Reggie Williams, VMI vs. Southern Virginia (1-8-08)

Big South Games

- 19 Dwayne Jackson, Charleston Southern at VMI (1-13-07)
- 17 Melvin Branham, Winthrop vs. Charleston Southern (1-10-94)
- 17 Larry Blair, Liberty vs. Coastal Carolina (2-12-07)
- 17 Arizona Reid, High Point at VMI (3-1-08)

MOST FIELD GOAL ATTEMPTS

All Games

- 33 Joe Spinks, Campbell vs. Liberty (3-7-94)
- 32 Chris Clemons, Campbell vs. UNC Asheville (3-2-17)
- 31 Fred McKinnon, Winthrop vs. Morris (11-29-85)
- 31 Dwayne Jackson, Charleston Southern at VMI (1-13-07)

Big South Games

- 31 Dwayne Jackson, Charleston Southern at VMI (1-13-07)
- 29 four players tied with

HIGHEST FIELD GOAL PERCENTAGE (min. 10 made)

All Games

- 100.0 Jaleel Roberts (12-12), UNC Asheville at Winthrop (2-18-15)
- 100.0 Tim Daniels (11-11), Augusta vs. Charleston Southern (1-21-89)
- 100.0 six players at 10-10, last by Tyrell Nelson, GWU at Colorado (3-18-15)

Big South Games

- 100.0 Jaleel Roberts (12-12), UNC Asheville at Winthrop (2-18-15)
- 100.0 Tim Daniels (11-11), Augusta vs. Charleston Southern (1-21-89)
- 100.0 Tom Gallaher (10-10), Radford vs. UMBC (2-10-93)
- 100.0 William Truss (10-10), Presbyterian vs. High Point (1-28-14)

MOST THREE-POINT FIELD GOALS

All Games

- 12 David McMahan, Winthrop vs. Coastal Carolina (1-15-96)
- 12 Michael Jenkins, Winthrop vs. North Greenville (11-10-06)
- 11 Jeff Hodson, Augusta vs. Armstrong State (1-28-86)
- 11 Doug Day, Radford vs. Central Connecticut (12-12-90)
- 11 Doug Day, Radford vs. Morgan State (12-9-92)
- 11 Scott Neely, Campbell vs. Coastal Carolina (1-29-94)

Big South Games

- 12 David McMahan, Winthrop vs. Coastal Carolina (1-15-96)
- 11 Jeff Hodson, Augusta vs. Armstrong State (1-28-86)
- 11 Scott Neely, Campbell vs. Coastal Carolina (1-29-94)

MOST THREE-POINT FIELD GOAL ATTEMPTS

All Games

- 20 Jeff Hodson, Augusta vs. Coastal Carolina (1-24-86)
- 20 Chris Harvey, Radford vs. Allentown (1-6-93)
- 20 Jack Leasure, Coastal Carolina at VMI (2-9-08)
- 20 Saah Nimley, Charleston Southern vs. High Point (2-28-15)

Big South Games

- 20 Jeff Hodson, Augusta vs. Coastal Carolina (1-24-86)
- 20 Jack Leasure, Coastal Carolina at VMI (2-9-08)
- 20 Saah Nimley, Charleston Southern vs. High Point (2-28-15)

HIGHEST THREE-POINT FIELD GOAL PERCENTAGE (min. 7 made)

All Games

- 100.0 Sheldon Strickland (7-7), CSU vs. College of Charleston (12-15-10)
- 90.9 Nick Barbour (10-11), High Point vs. UNC Pembroke (11-14-09)
- 88.9 Jeremy Sexton (8-9), Charleston Southern vs. High Point (1-19-13)
- 88.9 Devante Wallace (8-9), High Point at Presbyterian (1-28-14)

Big South Games

- 88.9 Jeremy Sexton (8-9), Charleston Southern vs. High Point (1-19-13)
- 88.9 Devante Wallace (8-9), High Point at Presbyterian (1-28-14)
- 87.5 three players at 7-8, last by Georgie Pacheco-Ortiz, LU vs. CSU (1-2-18)

MOST FREE THROWS

All Games

- 22 Devin Boyd, Towson State vs. UMBC (2-27-93)
- 22 Andre Smith, UNC Asheville vs. Elon (2-1-03)
- 22 Chris Clemons, Campbell vs. Hampton (2-13-19)

Big South Games

- 22 Devin Boyd, Towson State vs. UMBC (2-27-93)
- 22 Andre Smith, UNC Asheville vs. Elon (2-1-03)
- 22 Chris Clemons, Campbell vs. Hampton (2-13-19)

MOST FREE THROW ATTEMPTS

All Games

- 26 Devin Boyd, Towson State vs. UMBC (2-27-93)
- 26 Andre Smith, UNC Asheville vs. Elon (2-1-03)
- 25 Kyle Ohman, Liberty vs. High Point (2-20-10)

Big South Games

- 26 Devin Boyd, Towson State vs. UMBC (2-27-93)
- 26 Andre Smith, UNC Asheville vs. Elon (2-1-03)
- 25 Kyle Ohman, Liberty vs. High Point (2-20-10)

HIGHEST FREE THROW PERCENTAGE (min. 15 made)

All Games

- 100.0 Gabe Martin (18-18), Liberty vs. Florida Atlantic (12-20-02)
- 100.0 James Shuler (18-18), Winthrop vs. High Point (2-23-06)
- 100.0 four players at 16-16, last by Jermaine Marrow, HU vs. LW (3-5-19)

Big South Games

- 100.0 James Shuler (18-18), Winthrop vs. High Point (2-23-06)
- 100.0 Whit Holcomb-Faye (16-16), Radford vs. Winthrop (1-14-06)
- 100.0 TeeJay Bannister (16-16), Liberty at Radford (2-2-08)
- 100.0 Chris Clemons (16-16), Campbell at Presbyterian (2-16-19)

MOST REBOUNDS

All Games

- 25 Arizona Reid, High Point vs. VMI (2-24-07)
- 25 Tyrell Nelson, Gardner-Webb vs. VMI (2-5-14)
- 23 Allen Washington, Winthrop vs. Piedmont (11-30-85)

Big South Games

- 25 Arizona Reid, High Point vs. VMI (2-24-07)
- 25 Tyrell Nelson, Gardner-Webb vs. VMI (2-5-14)
- 22 Steve Napper, Winthrop vs. UMBC (1-29-94)
- 22 Moses Sonko, Coastal Carolina vs. VMI (2-3-77)
- 22 Joseph Harris, Coastal Carolina vs. VMI (2-14-09)
- 22 Art Parakhouski, Radford at VMI (2-2-10)

MOST ASSISTS

All Games

- 22 Tony Fairley, Charleston Southern vs. Armstrong State (2-9-87)
- 20 Tony Fairley, Charleston Southern vs. Coastal Carolina (2-2-87)
- 20 Dana Harris, UMBC vs. St. Mary's (Md.) (12-12-92)

Big South Games

- 22 Tony Fairley, Charleston Southern vs. Armstrong State (2-9-87)
- 20 Tony Fairley, Charleston Southern vs. Coastal Carolina (2-2-87)
- 16 Dan Pogue, Campbell vs. UNC Asheville (2-8-93)

MOST STEALS

All Games

- 11 Travis Holmes, VMI vs. Bridgewater College (1-18-07)
- 10 five players tied with

Big South Games

- 10 Tony Fairley, Charleston Southern vs. UNC Asheville (1-29-87)
- 10 Tony Fairley, Charleston Southern vs. Armstrong State (2-9-87)
- 10 LaQuincy Rideau, Gardner-Webb vs. Presbyterian (1-21-17)

MOST BLOCKED SHOTS

All Games

- 10 Pascal Fleury, UMBC vs. Winthrop (1-29-94)
- 10 Kenny George, UNC Asheville vs. Lees-McRae (11-11-07)
- 10 Kenny George, UNC Asheville at Campbell (11-17-07)
- 10 Jaleel Roberts, UNC Asheville vs. Charlotte (11-30-14)

Big South Games

- 10 Pascal Fleury, UMBC vs. Winthrop (1-29-94)
- 8 Derek Stewart, Augusta vs. Radford (1-10-90)
- 8 D.J. Covington, VMI vs. Presbyterian (2-27-13)
- 8 D.J. Cunningham, UNC Asheville vs. Gardner-Webb (3-1-14)
- 8 Kareem Reid, Gardner-Webb vs. Hampton (1-20-20)

MOST POINTS SCORED

All Games

156	VMI vs. Virginia Intermont (11-15-06)
156	VMI vs. Columbia Union (11-28-07)
151	VMI vs. Central Penn College (11-29-10)

Big South Games

122	Liberty vs. VMI (1-27-07)
118	Liberty at VMI (2-21-07)
117	VMI at Liberty (1-27-07)

FEWEST POINTS ALLOWED

All Games

21	Coastal Carolina vs. Georgia Southern (1-2-97)
23	High Point vs. Warren Wilson (11-19-07)
29	Campbell vs. Trinity Baptist (11-29-18)
29	Gardner-Webb vs. Brevard (12-19-18)

Big South Games

32	Coastal Carolina vs. VMI (1-26-04)
37	Coastal Carolina vs. Charleston Southern (2-22-93)
37	Coastal Carolina vs. Charleston Southern (2-20-10)

MOST COMBINED POINTS

All Games

271	VMI (144) vs. Southern Virginia (127), 11-20-06
251	VMI (156) vs. Virginia Intermont (95), 11-15-06
247	VMI (156) vs. Columbia Union (91), 11-28-07

Big South Games

239	Liberty (122) vs. VMI (117), 1-27-07
226	Liberty (118) at VMI (108), 2-21-07
221	Radford (114) vs. VMI (107), 2-14-07

MOST FIELD GOALS

All Games

61	Davidson vs. Warren Wilson (12-9-91)
60	VMI vs. Virginia Intermont (11-15-06)
58	VMI vs. Southern Virginia (11-20-06)

Big South Games

49	Coastal Carolina at VMI (12-3-09)
47	Liberty at VMI (2-21-07)
46	Coastal Carolina vs. UMBC (1-14-93)
46	High Point at VMI (1-10-07)

MOST FIELD GOAL ATTEMPTS

All Games

118	VMI vs. Virginia Intermont (11-15-06)
116	VMI vs. West Virginia Wesleyan (11-18-09)
114	VMI vs. West Virginia Wesleyan (11-14-07)

Big South Games

99	Gardner-Webb vs. VMI (2-5-14)
91	Charleston Southern vs. Winthrop (1-10-94)
89	VMI at Gardner-Webb (2-5-14)

HIGHEST FIELD GOAL PERCENTAGE

All Games

75.4	Radford (49-65) vs. Emory & Henry (1-7-08)
74.5	Campbell (38-51) vs. Allen (2-16-16)
70.9	High Point (39-55) vs. Ferrum (12-17-14)

Big South Games

70.5	UNC Asheville (31-44) vs. Coastal Carolina (1-9-95)
68.3	Presbyterian (28-41) vs. Campbell (1-22-15)
67.5	Coastal Carolina (27-40) at Presbyterian (1-22-14)

MOST THREE-POINT FIELD GOALS

All Games

24	VMI vs. Southern Virginia (1-29-09)
24	Winthrop vs. Hiwassee (12-16-18)
23	Campbell at Liberty (1-23-18)

Big South Games

23	Campbell at Liberty (1-23-18)
21	VMI vs. Charleston Southern (1-13-07)
19	VMI vs. Radford (2-5-08)
19	VMI at Coastal Carolina (2-14-09)
19	Charleston Southern vs. High Point (2-28-15)

MOST THREE-POINT FIELD GOAL ATTEMPTS

All Games

63	VMI vs. West Virginia Wesleyan (11-18-09)
61	VMI vs. Virginia Intermont (11-15-06)
59	VMI vs. Southern Virginia (11-20-06)

Big South Games

56	VMI vs. Charleston Southern (1-13-07)
54	VMI vs. Radford (2-21-09)
53	VMI at High Point (2-28-09)

HIGHEST THREE-POINT FIELD GOAL PERCENTAGE (min. 10 made)

All Games

80.0	UNC Asheville (12-15) vs. Voorhees (11-26-88)
80.0	High Point (12-15) at Vanderbilt (12-6-16)
76.5	Radford (13-17) vs. Virginia Commonwealth (12-2-96)

Big South Games

69.7	Campbell (23-33) at Liberty (1-23-18)
68.8	Radford (11-16) vs. UNC Asheville (1-10-04)
68.8	High Point (11-16) vs. Charleston Southern (1-2-12)

MOST FREE THROWS

All Games

40	Towson State vs. UMBC (2-27-93)
39	Radford vs. Methodist (12-7-85)
39	Winthrop vs. St. Francis (11-27-89)

Big South Games

40	Towson State vs. UMBC (2-27-93)
38	UMBC vs. Charleston Southern (1-23-93)
38	UNC Asheville vs. Radford (2-11-12)
38	UNC Asheville vs. Coastal Carolina (2-22-14)

MOST FREE THROW ATTEMPTS

All Games

60	High Point vs. Ferrum (11-13-10)
53	UMBC vs. Charleston Southern (1-23-93)
53	Charleston Southern vs. Stetson (12-18-99)

Big South Games

53	UMBC vs. Charleston Southern (1-23-93)
52	UNC Asheville vs. Coastal Carolina (2-22-14)
50	Liberty vs. Charleston Southern (2-12-05)
50	Radford vs. UNC Asheville (2-13-14)

HIGHEST FREE THROW PERCENTAGE (min. 20 made)

All Games

100.0	UNC Asheville (24-24) vs. High Point (2-18-00)
100.0	Winthrop (21-21) vs. Liberty (3-5-14)
100.0	Winthrop (20-20) vs. Coastal Carolina (2-18-16)

Big South Games

100.0	UNC Asheville (24-24) vs. High Point (2-18-00)
100.0	Winthrop (20-20) vs. Coastal Carolina (2-18-16)

MOST REBOUNDS

All Games

70	Charleston Southern vs. Toccoa Falls (11-30-09)
66	Coastal Carolina vs. Limestone (1-14-88)
66	Coastal Carolina vs. Warren Wilson (12-11-14)

Big South Games

65	Radford at VMI (2-21-09)
63	Gardner-Webb vs. VMI (2-5-14)
62	Radford at VMI (2-2-10)

MOST ASSISTS

All Games

39	Davidson vs. Warren Wilson (12-9-91)
39	VMI vs. Virginia Intermont (11-15-06)
38	VMI vs. West Virginia Wesleyan (11-14-07)
38	UNC Asheville vs. Mars Hill (11-16-11)

Big South Games

34	Charleston Southern vs. Armstrong State (2-9-87)
33	Liberty vs. VMI (1-27-07)
32	Coastal Carolina vs. UMBC (1-14-93)

MOST STEALS

All Games

35	VMI vs. Virginia Intermont (11-15-06)
28	VMI vs. Southern Virginia (11-20-06)
28	VMI vs. Columbia Union (11-28-07)

Big South Games

23	VMI vs. Charleston Southern (1-13-07)
22	Towson State vs. Charleston Southern (1-25-93)
21	VMI vs. Radford (1-25-07)
21	VMI vs. High Point (1-24-09)

MOST BLOCKED SHOTS

All Games

17	High Point vs. Youngstown State (12-19-08)
16	UNC Asheville at Campbell (11-17-07)
15	UNC Asheville vs. Lees-McRae (11-11-07)
15	UNC Asheville vs. Montreat (12-31-07)

Big South Games

13	Winthrop vs. UNC Asheville (1-11-06)
12	four times

POINTS SCORED

	GP	PTS
1985-86 Fred McKinnon, Winthrop	29	613
1986-87 Clarence Grier, Campbell	30	739
1987-88 Oliver Johnson, Charleston Southern	29	537
1988-89 Milton Moore, UNC Asheville	30	529
1989-90 Milton Moore, UNC Asheville	30	525
1990-91 Doug Day, Radford	29	585
1991-92 Darnell Sneed, Charleston Southern	30	618
1992-93 Tony Dunkin, Coastal Carolina	32	759
1993-94 Joe Spinks, Campbell	28	584
1994-95 Eric Burks, Charleston Southern	29	612
1995-96 Peter Aluma, Liberty	29	547
1996-97 Brett Larrick, Charleston Southern	30	599
1997-98 Josh Pittman, UNC Asheville	28	516
1998-99 Kevin Martin, UNC Asheville	29	634
1999-00 Greg Lewis, Winthrop	30	470
2000-01 Brendon Rowell, Elon	28	527
2001-02 Andrey Savtchenko, Radford	31	502
2002-03 Torrey Butler, Coastal Carolina	28	521
2003-04 E.J. Gallup, Coastal Carolina	29	498
2004-05 Pele Paelay, Coastal Carolina	29	488
2005-06 Larry Blair, Liberty	30	679
2006-07 Reggie Williams, VMI	33	928
2007-08 Arizona Reid, High Point	31	742
2008-09 Seth Curry, Liberty	35	707
2009-10 Art Parakhouski, Radford	31	662
2010-11 Jamarco Warren, Charleston Southern	32	563
2011-12 Nick Barbour, High Point	31	633
2012-13 Stan Okoye, VMI	31	666
2013-14 D.J. Covington, VMI	35	704
2014-15 Saah Nimley, Charleston Southern	31	663
2015-16 DeSean Murray, Presbyterian	31	627
2016-17 Chris Clemons, Campbell	36	904
2017-18 Chris Clemons, Campbell	31	772
2018-19 CHRIS CLEMONS, Campbell	33	993
2019-20 Ben Stanley, Hampton	34	749

SCORING AVERAGE

	GP	PTS	AVG
1985-86 Fred McKinnon, Winthrop	29	613	21.1
1986-87 Clarence Grier, Campbell	30	739	24.6
1987-88 Oliver Johnson, Charleston So.	29	537	18.5
1988-89 Henry Wilson, Campbell	27	500	18.5
1989-90 Darryl Hall, Charleston Southern	28	509	18.2
1990-91 Doug Day, Radford	29	585	20.2
1991-92 Darnell Sneed, Charleston So.	30	618	20.6
1992-93 Tony Dunkin, Coastal Carolina	32	759	23.7
1993-94 KeKe Hicks, Coastal Carolina	26	582	22.4
1994-95 KeKe Hicks, Coastal Carolina	25	527	21.1
1995-96 Eric Burks, Charleston Southern	29	612	21.1
1996-97 Peter Aluma, Liberty	29	547	18.9
1997-98 Brett Larrick, Charleston Southern	30	599	20.0
1998-99 Josh Pittman, UNC Asheville	28	516	18.4
1999-00 Kevin Martin, UNC Asheville	29	634	21.9
1999-00 Jason Williams, Radford	24	435	18.1
2000-01 Torrey Butler, Coastal Carolina	26	505	19.4
2001-02 Dustin Van Weerhuizen, High Point	30	495	16.5
2002-03 Danny Gathings, High Point	24	448	18.7
2003-04 Whit Holcomb-Faye, Radford	27	473	17.5
2004-05 Pele Paelay, Coastal Carolina	29	488	16.8
2005-06 Whit Holcomb-Faye, Radford	29	669	23.1
2006-07 Reggie Williams, VMI	33	928	28.1
2007-08 Reggie Williams, VMI	25	695	27.8
2008-09 Chavis Holmes, VMI	31	681	22.0
2009-10 Art Parakhouski, Radford	31	662	21.4
2010-11 Desmond Holloway, Coastal Caro.	26	480	18.5
2011-12 Nick Barbour, High Point	31	633	20.3
2012-13 Stan Okoye, VMI	31	666	21.5
2013-14 Andrew Rowsey, UNC Asheville	32	648	20.3
2014-15 Saah Nimley, Charleston Southern	31	662	21.4
2015-16 DeSean Murray, Presbyterian	31	627	20.2
2016-17 Chris Clemons, Campbell	36	904	25.1
2017-18 Chris Clemons, Campbell	31	772	24.9
2018-19 CHRIS CLEMONS, Campbell	33	993	30.1
2019-20 Jermaine Marrow, Hampton	28	693	24.8

REBOUNDS

	GP	REB
1985-86 Allen Washington, Winthrop	29	290
1986-87 William Calvin, Coastal Carolina	28	263
1987-88 Oliver Johnson, Charleston Southern	29	331
1988-89 Heder Ambroise, Charleston Southern	28	239
1989-90 Darryl Hall, Charleston Southern	28	250
1990-91 Joe Spinks, Campbell	28	262
1991-92 Joe Spinks, Campbell	31	261
1992-93 Mark Hailey, Winthrop	30	289
1993-94 Joe Spinks, Campbell	28	245
1994-95 Eric Cuthrell, UNC Greensboro	29	284
1995-96 Eric Cuthrell, UNC Greensboro	30	276
1996-97 Chad Steele, Winthrop	27	220
1997-98 Kennedy Okafor, UMBC	28	260
1998-99 Heson Groves, Winthrop	28	211
1999-00 Clint Walker, Elon	28	214
2000-01 Andrey Savtchenko, Radford	29	290
2001-02 Greg Lewis, Winthrop	31	313
2002-03 Ben McGonagil, UNC Asheville	32	235
2003-04 Gabe Martin, Liberty	33	245
2004-05 Leo Lightbourne, Liberty	28	197
2005-06 Chris Oliver, Radford	28	279
2006-07 Arizona Reid, High Point	32	304
2007-08 Arizona Reid, High Point	31	342
2008-09 Art Parakhouski, Radford	33	369
2009-10 ART PARAKHOUSKI, Radford	31	414
2010-11 John Brown, Liberty	32	344
2011-12 Kelvin Martin, Charleston Southern	31	281
2012-13 JR Coronado, Liberty	36	295
2013-14 D.J. Covington, VMI	35	326
2014-15 Jerome Hill, Gardner-Webb	34	345
2015-16 Lotanna Nwogbo, Longwood	33	271
2016-17 Xavier Cooks, Winthrop	33	300
2017-18 Scottie James, Liberty	37	329
2018-19 Ed Polite Jr., Radford	33	314
2019-20 Phlandrous Fleming Jr., Charleston So.	32	278

REBOUNDING AVERAGE

	GP	REB	AVG
1985-86 Allen Washington, Winthrop	29	290	10.0
1986-87 William Calvin, Coastal Carolina	28	263	9.4
1987-88 Oliver Johnson, Charleston So.	29	331	11.4
1988-89 Heder Ambroise, Charleston So.	28	239	8.5
1989-90 Darryl Hall, Charleston Southern	28	250	8.9
1990-91 Joe Spinks, Campbell	28	262	9.4
1991-92 Joe Spinks, Campbell	31	261	8.4
1992-93 Mark Hailey, Winthrop	30	289	9.6
1993-94 Joe Spinks, Campbell	28	245	8.8
1994-95 Eric Cuthrell, UNC Greensboro	29	284	9.8
1995-96 Eric Cuthrell, UNC Greensboro	30	276	9.2
1996-97 Maurice Ingram, Coastal Carolina	25	229	9.2
1997-97 Chad Steele, Winthrop	27	220	8.1
1997-98 Kennedy Okafor, UMBC	28	260	9.3
1998-99 Heson Groves, Winthrop	28	211	7.5
1999-00 Clint Walker, Elon	28	214	7.6
2000-01 Andrey Savtchenko, Radford	29	290	10.0
2001-02 Greg Lewis, Winthrop	31	313	10.1
2002-03 Danny Gathings, High Point	24	182	7.6
2003-04 Grant Davis, Birmingham-Southern	27	230	8.5
2004-05 Leo Lightbourne, Liberty	28	197	7.0
2005-06 Chris Oliver, Radford	28	196	7.0
2006-07 Chris Oliver, Radford	28	279	10.0
2007-08 Arizona Reid, High Point	32	304	9.5
2008-08 Arizona Reid, High Point	31	342	11.0
2008-09 Joseph Harris, Coastal Carolina	31	352	11.4
2009-10 ART PARAKHOUSKI, Radford	31	414	13.4
2010-11 John Brown, Liberty	32	344	10.8
2011-12 Kelvin Martin, Charleston Southern	31	281	9.1
2012-13 Stan Okoye, VMI	31	290	9.4
2013-14 D.J. Cunningham, UNC Asheville	27	266	9.9
2014-15 Jerome Hill, Gardner-Webb	34	345	10.1
2015-16 Lotanna Nwogbo, Longwood	33	271	8.2
2016-17 Ed Polite Jr., Radford	31	294	9.5
2017-18 Scottie James, Liberty	37	329	8.9
2018-19 Ed Polite Jr., Radford	33	314	9.5
2019-20 Phlandrous Fleming Jr., Chas. So.	32	278	8.7

FIELD GOALS

	GP	FGM
1985-86 Fred McKinnon, Winthrop	29	274
1986-87 Clarence Grier, Campbell	30	287
1987-88 Oliver Johnson, Charleston Southern	29	228
1988-89 Milton Moore, UNC Asheville	30	208
1989-90 Milton Moore, UNC Asheville	30	206
1990-91 Doug Day, Radford	29	202
1991-92 Darnell Sneed, Charleston Southern	30	231
1992-93 Tony Dunkin, Coastal Carolina	32	263
1993-94 Joe Spinks, Campbell	28	215
1994-95 Eric Burks, Charleston Southern	29	213
1995-96 T.L. Latson, Charleston Southern	28	196
1996-97 Brett Larrick, Charleston Southern	30	205
1997-98 Josh Pittman, UNC Asheville	28	191
1998-99 Kevin Martin, UNC Asheville	29	215
1999-00 Greg Lewis, Winthrop	30	176
2000-01 Brendon Rowell	28	181
2001-02 Greg Lewis, Winthrop	31	188
2002-03 Danny Gathings, High Point	24	190
2003-04 Danny Gathings, High Point	30	189
2004-05 Pele Paelay, Coastal Carolina	29	175
2005-06 Larry Blair, Liberty	30	234
2006-07 REGGIE WILLIAMS, VMI	33	338
2007-08 Arizona Reid, High Point	31	304
2008-09 Seth Curry, Liberty	35	243
2009-10 Art Parakhouski, Radford	31	250
2010-11 Chad Gray, Coastal Carolina	34	200
2011-12 Stan Okoye, VMI	32	200
2012-13 Stan Okoye, VMI	31	236
2013-14 D.J. Covington, VMI	35	268
2014-15 John Brown, High Point	32	242
2015-16 DeSean Murray, Presbyterian	31	232
2016-17 Chris Clemons, Campbell	36	301
2017-18 Chris Clemons, Campbell	31	233
2018-19 Chris Clemons, Campbell	33	304
2019-20 Ben Stanley, Hampton	34	295

FIELD GOALS PER GAME

	GP	FGM	AVG
1985-86 Fred McKinnon, Winthrop	29	274	9.45
1986-87 Clarence Grier, Campbell	30	287	9.57
1987-88 Oliver Johnson, Charleston So.	29	228	7.86
1988-89 Henry Wilson, Campbell	27	191	7.07
1989-90 Milton Moore, UNC Asheville	30	206	6.87
1990-91 Doug Day, Radford	29	202	6.97
1991-92 Darnell Sneed, Charleston So.	30	231	7.70
1992-93 Tony Dunkin, Coastal Carolina	32	263	8.22
1993-94 Joe Spinks, Campbell	28	215	7.68
1994-95 Eric Burks, Charleston Southern	29	213	7.34
1995-96 T.L. Latson, Charleston Southern	28	196	7.00
1996-97 Josh Pittman, UNC Asheville	28	199	7.11
1997-98 Josh Pittman, UNC Asheville	28	191	6.82
1998-99 Kevin Martin, UNC Asheville	29	215	7.41
1999-00 Ryan Charles, Radford	25	171	6.84
2000-01 Torrey Butler, Coastal Carolina	26	180	6.92
2001-02 Greg Lewis, Winthrop	31	188	6.06
2002-03 Danny Gathings, High Point	24	190	7.92
2003-04 Danny Gathings, High Point	30	189	6.30
2004-05 Pele Paelay, Coastal Carolina	29	175	6.03
2005-06 Larry Blair, Liberty	30	234	7.80
2006-07 Reggie Williams, VMI	33	338	10.24
2007-08 REGGIE WILLIAMS, VMI	25	269	10.76
2008-09 Seth Curry, Liberty	35	243	6.94
2009-10 Art Parakhouski, Radford	31	250	8.06
2010-11 Desmond Holloway, Coastal Caro.	26	162	6.23
2011-12 Stan Okoye, VMI	31	193	6.23
2012-13 Stan Okoye, VMI	32	200	6.25
2013-14 Stan Okoye, VMI	31	236	7.61
2014-15 D.J. Covington, VMI	35	268	7.66
2015-16 John Brown, High Point	32	242	7.56
2016-17 John Brown, High Point	28	212	7.57
2017-18 Chris Clemons, Campbell	36	301	8.36
2018-18 Chris Clemons, Campbell	31	233	7.52
2019-19 Chris Clemons, Campbell	33	304	9.21
2019-20 Ben Stanley, Hampton	34	295	8.68

MEN'S BASKETBALL ANNUAL LEADERS - INDIVIDUAL



FIELD GOALS ATTEMPTED	GP	FGA
1985-86 Fred McKinnon, Winthrop	29	537
1986-87 Clarence Grier, Campbell	30	573
1987-88 Oliver Johnson, Charleston Southern	29	439
1988-89 Milton Moore, UNC Asheville	30	420
1989-90 Milton Moore, UNC Asheville	30	459
1990-91 Doug Day, Radford	29	477
1991-92 Doug Day, Radford	29	498
1992-93 Tony Dunkin, Coastal Carolina	32	506
1993-94 Scooter Alexander, Towson State	29	468
1994-95 KeKe Hicks, Coastal Carolina	25	459
1995-96 Ben Avery, Coastal Carolina	26	386
1996-97 Brett Larrick, Charleston Southern	30	473
1997-98 Josh Pittman, UNC Asheville	28	419
1998-99 Kevin Martin, UNC Asheville	29	447
1999-00 Carl Williams, Liberty	28	407
2000-01 Chris Caldwell, Liberty	28	426
2001-02 Chris Caldwell, Liberty	30	429
2002-03 Andre Smith, UNC Asheville	32	399
2003-04 Larry Blair, Liberty	33	421
2004-05 Pele Paelay, Coastal Carolina	29	401
2005-06 Larry Blair, Liberty	30	579
2006-07 Reggie Williams, VMI	33	636
2007-08 Arizona Reid, High Point	31	571
2008-09 Seth Curry, Liberty	35	583
2009-10 Art Parakhouski, Radford	31	430
2010-11 Jamarco Warren, Charleston Southern	32	410
2011-12 Keith Gabriel, VMI	33	448
2012-13 Stan Okoye, VMI	31	523
2013-14 QJ Peterson, VMI	35	549
2014-15 Saah Nimley, Charleston Southern	31	477
2015-16 Chris Clemons, Campbell	30	439
2016-17 Chris Clemons, Campbell	36	674
2017-18 Chris Clemons, Campbell	31	515
2018-19 CHRIS CLEMONS, Campbell	33	679
2019-20 Jermaine Marrow, Hampton	28	543

3-POINT FIELD GOALS	GP	3FG
1986-87 Dave Mooney, Coastal Carolina	28	100
1987-88 Dave Mooney, Coastal Carolina	28	102
1988-89 Brian Penny, Coastal Carolina	26	69
1989-90 Darryl Sanders, UNC Asheville	30	73
1990-91 Doug Day, Radford	29	106
1991-92 Doug Day, Radford	29	117
1992-93 Doug Day, Radford	31	116
1993-94 KeKe Hicks, Coastal Carolina	26	115
1994-95 Scott Hartzell, UNC Greensboro	29	93
1995-96 Josh Kohn, UNC Asheville	28	89
1996-97 Corey Reed, Radford	28	78
1997-98 Corey Reed, Radford	30	98
1998-99 Leslie Ballard, Radford	28	92
1999-00 Robbie Waldrop, Winthrop	27	76
2000-01 Raymond Arrington, Radford	29	79
2001-02 Raymond Arrington, Radford	31	91
2002-03 Raymond Arrington, Radford	25	65
2003-04 E.J. Gallup, Coastal Carolina	29	86
2004-05 Jack Leasure, Coastal Carolina	29	85
2005-06 Jack Leasure, Coastal Carolina	30	125
2006-07 Chavis Holmes, VMI	32	108
2007-08 Jack Leasure, Coastal Carolina	28	111
2008-09 Austin Kenon, VMI	32	119
2009-10 Keith Gabriel, VMI	28	84
2010-11 Austin Kenon, VMI	28	93
2011-12 Nick Barbour, High Point	31	108
2012-13 Davon Marshall, Liberty	36	107
2013-14 Andrew Rowsey, UNC Asheville	32	106
2014-15 Saah Nimley, Charleston Southern	31	110
2015-16 Jimmy Gavin, Winthrop	32	94
2016-17 Chris Clemons, Campbell	36	118
2017-18 MaCio Teague, UNC Asheville	34	97
2018-19 CHRIS CLEMONS, Campbell	33	139
2019-20 Jaheam Cornwall, Gardner-Webb	32	87

3-POINT FIELD GOALS ATTEMPTED	GP	3FGA
1986-87 Dave Mooney, Coastal Carolina	28	207
1987-88 Dave Mooney, Coastal Carolina	28	263
1988-89 Brian Penny, Coastal Carolina	26	166
1989-90 Doug Day, Radford	28	196
1990-91 Doug Day, Radford	29	268
1991-92 Doug Day, Radford	29	290
1992-93 Doug Day, Radford	31	314
1993-94 KeKe Hicks, Coastal Carolina	26	282
1994-95 KeKe Hicks, Coastal Carolina	25	234
1995-96 Josh Kohn, UNC Asheville	28	209
1996-97 Tyson Waterman, Winthrop	27	185
1997-98 Corey Reed, Radford	30	235
1998-99 Leslie Ballard, Radford	28	244
1999-00 Robbie Waldrop, Winthrop	27	197
2000-01 Raymond Arrington, Radford	29	204
2001-02 Raymond Arrington, Radford	31	240
2002-03 Raymond Arrington, Radford	25	191
2003-04 E.J. Gallup, Coastal Carolina	29	198
2004-05 Jack Leasure, Coastal Carolina	29	200
2005-06 Jack Leasure, Coastal Carolina	30	298
2006-07 Fred Robinson, VMI	31	282
2007-08 Jack Leasure, Coastal Carolina	28	269
2008-09 Austin Kenon, VMI	32	305
2009-10 Keith Gabriel, VMI	28	262
2010-11 Austin Kenon, VMI	28	222
2011-12 Keith Gabriel, VMI	33	234
2012-13 Davon Marshall, Liberty	36	248
2013-14 Andrew Rowsey, UNC Asheville	32	262
2014-15 Saah Nimley, Charleston Southern	31	307
2015-16 Chris Clemons, Campbell	30	246
2016-17 Chris Clemons, Campbell	36	333
2017-18 Chris Clemons, Campbell	31	256
2018-19 CHRIS CLEMONS, Campbell	33	389
2019-20 Hunter Hale, Winthrop	32	238

FIELD GOAL PERCENTAGE (min. 5.00 pg)	GP	FGM-A	PCT
1985-86 Allen Washington, Winthrop	29	189-305	62.0
1986-87 Ben Hinson, Charleston So.	30	260-495	52.5
Henry Wilson, Campbell	30	167-318	52.5
1987-88 Heder Ambrose, Charleston So.	29	171-270	63.3
1988-89 Heder Ambrose, Charleston So.	28	164-247	66.4
1989-90 DuWayne Cheatam, Coastal Caro.	29	159-285	55.8
1990-91 Harvey Minor, Charleston So.	21	116-200	58.0
1991-92 Billy Ellison, Campbell	28	140-244	57.4
1992-93 Eddie Gay, Winthrop	30	194-309	62.8
1993-94 Tyrone Travis, Radford	28	169-295	57.3
1994-95 William Coley, UNC Asheville	27	144-239	60.3
1995-96 Peter Aluma, Liberty	29	194-355	54.6
1996-97 Peter Aluma, Liberty	32	184-358	51.4
1997-98 Josh Pittman, UNC Asheville	28	191-419	45.6
1998-99 Martin Parker, Charleston So.	27	140-307	45.6
1999-00 Delawn Grandison, Liberty	27	155-320	48.4
1999-01 Ryan Charles, Radford	25	171-325	52.6
2000-01 O.J. Linney, Charleston Southern	29	146-261	55.9
2001-02 Correy Watkins, Radford	31	163-306	53.3
2002-03 Danny Gathings, High Point	24	190-333	57.1
2003-04 Danny Gathings, High Point	30	189-356	53.1
2004-05 Chris Oliver, Radford	28	159-293	54.3
2005-06 Chris Oliver, Radford	28	189-375	50.4
2006-07 Moses Sonko, Coastal Carolina	30	188-336	56.0
2007-08 KENNY GEORGE, UNC Asheville	28	151-217	69.6
2008-09 Joseph Harris, Coastal Carolina	31	190-330	57.6
2009-10 Art Parakhouski, Radford	31	250-430	58.1
2010-11 Stan Okoye, VMI	31	193-376	51.3
2011-12 Eric Griffin, Campbell	31	177-290	61.0
2012-13 D.J. Covington, VMI	31	190-339	56.0
2013-14 D.J. Covington, VMI	35	268-452	59.3
2014-15 Tyrell Nelson, Gardner-Webb	35	195-320	60.9
2015-16 John Brown, High Point	28	212-352	60.2
2016-17 Ahmad Thomas, UNC Asheville	33	243-447	54.4
2017-18 Scottie James, Liberty	37	188-306	61.4
2018-19 DJ Laster, Gardner-Webb	34	192-348	55.2
2019-20 DJ Burns Jr., Winthrop	33	175-300	58.3

3-POINT FIELD GOALS PER GAME	GP	3FG	AVG
1986-87 Dave Mooney, Coastal Carolina	28	100	3.57
1987-88 Dave Mooney, Coastal Carolina	28	102	3.64
1988-89 Brian Penny, Coastal Carolina	26	69	2.65
1989-90 Darryl Sanders, UNC Asheville	30	73	2.43
1990-91 Doug Day, Radford	29	106	3.66
1991-92 Doug Day, Radford	29	117	4.03
1992-93 Doug Day, Radford	31	116	3.74
1993-94 KeKe HICKS, Coastal Carolina	26	115	4.42
1994-95 Scott Hartzell, UNC Greensboro	29	93	3.21
1995-96 Josh Kohn, UNC Asheville	28	89	3.18
1996-97 Errol McPherson, Charleston So.	25	70	2.80
1997-98 Corey Reed, Radford	30	98	3.27
1998-99 Leslie Ballard, Radford	28	92	3.29
1999-00 Robbie Waldrop, Winthrop	27	76	2.81
2000-01 Raymond Arrington, Radford	29	79	2.72
2001-02 Raymond Arrington, Radford	31	91	2.94
2002-03 Joe Knight, High Point	23	62	2.70
2003-04 E.J. Gallup, Coastal Carolina	29	86	2.97
2004-05 Jack Leasure, Coastal Carolina	29	85	2.93
2005-06 Jack Leasure, Coastal Carolina	30	125	4.17
2006-07 Chavis Holmes, VMI	32	108	3.38
2007-08 Jack Leasure, Coastal Carolina	28	111	3.96
2008-09 Austin Kenon, VMI	32	119	3.72
2009-10 Keith Gabriel, VMI	28	84	3.00
2010-11 Austin Kenon, VMI	28	93	3.32
2011-12 Nick Barbour, High Point	31	108	3.48
2012-13 Davon Marshall, Liberty	36	107	2.97
2013-14 Andrew Rowsey, UNC Asheville	32	106	3.31
2014-15 Saah Nimley, Charleston Southern	31	110	3.55
2015-16 Chris Clemons, Campbell	30	92	3.07
2016-17 Chris Clemons, Campbell	36	118	3.28
2017-18 Chris Clemons, Campbell	31	95	3.06
2018-19 Chris Clemons, Campbell	33	139	4.21
2019-20 Jaheam Cornwall, Gardner-Webb	32	87	2.72

3-POINT FG PERCENTAGE (min. 250 pg)	GP	3FG-A	PCT
1986-87 Dave Mooney, Coastal Carolina	28	100-207	48.3
1987-88 Dave Mooney, Coastal Carolina	28	102-263	38.8
1988-89 Brian Penny, Coastal Carolina	26	69-166	41.6
1989-90 no player met per game minimum			
1990-91 Doug Day, Radford	29	106-268	39.6
1991-92 Mark Mocnik, Campbell	31	96-229	41.9
1992-93 Skip Saunders, UMBC	28	80-175	45.7
1993-94 Scott Neely, Campbell	29	81-173	46.8
1994-95 Scott Hartzell, UNC Greensboro	29	93-212	43.9
1995-96 Scott Hartzell, UNC Greensboro	30	76-174	43.7
1996-97 Corey Reed, Radford	28	78-164	47.6
1997-98 Corey Reed, Radford	30	98-235	41.7
1998-99 Leslie Ballard, Radford	28	92-244	37.7
1999-00 Matt Gladieux, Coastal Carolina	28	74-174	42.5
2000-01 Raymond Arrington, Radford	29	79-204	38.7
2001-02 Raymond Arrington, Radford	31	91-240	37.9
2002-03 Joe Knight, High Point	23	62-154	40.3
2003-04 E.J. Gallup, Coastal Carolina	29	86-198	43.4
2004-05 Jack Leasure, Coastal Carolina	29	85-200	42.5
2005-06 James Collins, B'ham-Southern	27	70-151	46.4
2006-07 Michael Jenkins, Winthrop	34	100-241	41.5
2007-08 Eugene Harris, High Point	31	90-209	43.1
2008-09 Chavis Holmes, VMI	31	83-188	44.1
2009-10 Nick Barbour, High Point	29	73-182	40.1
2010-11 Austin Kenon, VMI	28	93-222	41.9
2011-12 Nick Barbour, High Point	31	108-223	48.4
2012-13 Davon Marshall, Liberty	26	107-248	43.1
2013-14 DEVANTE WALLACE, High Point	31	78-159	49.1
2014-15 Quincy Taylor, Longwood	31	86-179	48.0
2015-16 Rae Robinson, Charleston So.	30	82-195	42.1
2016-17 Keon Johnson, Winthrop	32	102-255	40.0
2017-18 MaCio Teague, UNC Asheville	34	97-228	42.5
2018-19 JC Younger, Presbyterian	36	92-209	44.0
2019-20 Jaheam Cornwall, Gardner-Webb	32	87-196	44.4

FREE THROWS

	GP	FT
1985-86 Ben Hinson, Charleston Southern	30	116
1986-87 Clarence Grier, Campbell	30	158
1987-88 Rod Cousin, Radford	30	135
1988-89 Henry Wilson, Campbell	27	118
1989-90 Robert Dowdell, Coastal Carolina	29	171
1990-91 Robert Dowdell, Coastal Carolina	32	125
1991-92 Darrell Sneed, Charleston Southern	30	135
1992-93 Devin Boyd, Towson State	27	214
1993-94 Matt Hildebrand, Liberty	30	149
1994-95 Eric Burks, Charleston Southern	29	156
1995-96 Peter Aluma, Liberty	29	159
1996-97 Peter Aluma, Liberty	32	133
1997-98 Larry Jackson, Liberty	28	98
1998-99 Adam Larrick, Charleston Southern	28	179
1999-00 Geordie Cullen, High Point	27	125
2000-01 Andrew Savtchenko, Radford	29	136
2001-02 Andrew Savtchenko, Radford	31	148
2002-03 Andre Smith, UNC Asheville	32	157
Ben McGonagil, UNC Asheville	32	157
2003-04 Whit Holcomb-Faye, Radford	27	132
2004-05 Jakob Sigurdarson, Birmingham-So.	30	154
2005-06 Whit Holcomb-Faye, Radford	29	182
2006-07 Reggie Williams, VMI	33	176
2007-08 Travis Holmes, VMI	29	116
2008-09 Chavis Holmes, VMI	31	174
2009-10 Art Parakhouski, Radford	31	159
2010-11 J.P. Primm, UNC Asheville	34	149
2011-12 Matt Dickey, UNC Asheville	34	182
2012-13 Jeremy Atkinson, UNC Asheville	23	145
2013-14 D.J. Covington, VMI	35	168
2014-15 Jerome Hill, Gardner-Webb	34	216
2015-16 Keon Johnson, Winthrop	32	165
2016-17 Chris Clemons, Campbell	36	184
2017-18 Chris Clemons, Campbell	31	211
2018-19 CHRIS CLEMONS, Campbell	33	246
2019-20 Jermaine Marrow, Hampton	28	192

FREE THROWS ATTEMPTED

	GP	FTA
1985-86 Bernard Innocent, Charleston Southern	30	167
1986-87 Clarence Grier, Campbell	30	208
1987-88 Rod Cousin, Radford	30	159
1988-89 Henry Wilson, Campbell	27	165
1989-90 Darryl Hall, Charleston Southern	28	213
Robert Dowdell, Coastal Carolina	29	213
1990-91 Robert Dowdell, Coastal Carolina	32	166
1991-92 Darrell Sneed, Charleston Southern	30	190
1992-93 Devin Boyd, Towson State	27	272
1993-94 Jason Dixon, Liberty	30	188
1994-95 Eric Burks, Charleston Southern	29	218
1995-96 Peter Aluma, Liberty	29	235
1996-97 Peter Aluma, Liberty	32	203
1997-98 Kevin Martin, UNC Asheville	28	144
1998-99 Kevin Martin, UNC Asheville	29	234
1999-00 Geordie Cullen, High Point	27	203
2000-01 Andrew Savtchenko, Radford	29	213
2001-02 Andrew Savtchenko, Radford	31	249
2002-03 Ben McGonagil, UNC Asheville	32	210
2003-04 Whit Holcomb-Faye, Radford	27	185
2004-05 Jakob Sigurdarson, Birmingham-So.	30	187
2005-06 Whit Holcomb-Faye, Radford	29	225
2006-07 Reggie Williams, VMI	33	267
2007-08 Reggie Williams, VMI	25	170
2008-09 Chavis Holmes, VMI	31	210
2009-10 Art Parakhouski, Radford	31	283
2010-11 J.P. Primm, UNC Asheville	34	189
2011-12 Al'Lonzo Coleman, Presbyterian	29	249
2012-13 Stan Okoye, VMI	31	202
2013-14 D.J. Covington, VMI	35	241
2014-15 JEROME HILL, Gardner-Webb	34	344
2015-16 DeSean Murray, Presbyterian	31	211
2016-17 Chris Clemons, Campbell	36	223
2017-18 Chris Clemons, Campbell	31	245
2018-19 Chris Clemons, Campbell	33	283
2019-20 Jermaine Marrow, Hampton	28	252

FREE THROW PERCENTAGE (min. 2.50 pg)

	GP	FTM-A	PCT
1985-86 Billy Myers, Radford	28	100-122	82.0
1986-87 Ted Houpt, Winthrop	27	75-86	87.2
1987-88 Rod Cousin, Radford	30	135-159	84.9
1988-89 Brandt Williams, UNC Asheville	29	77-90	85.6
1989-90 Brian Schmall, Augusta	28	125-151	82.8
1990-91 Jason Zimmerman, Davidson	29	82-95	86.3
1991-92 Matt Hildebrand, Liberty	29	114-125	91.2
1992-93 Scott Hartzell, UNC Greensboro	27	72-81	88.9
1993-94 MATT HILDEBRAND, Liberty	30	149-161	92.5
1994-95 Scott Hartzell, UNC Greensboro	29	97-108	89.8
1995-96 Alhamisi Simms, UMBC	27	74-84	88.1
1996-97 Rolando Hourruitiner, CSU	29	86-104	82.7
1997-98 Larry Jackson, Liberty	28	98-111	88.3
1998-99 Tyson Waterman, Winthrop	29	84-101	83.2
1999-00 Andrew Toole, Elon	28	84-99	84.8
2000-01 Ben McGonagil, UNC Asheville	28	74-89	83.1
2001-02 Alvin Green, Coastal Carolina	28	74-93	79.6
2002-03 Kevin Warzynski, Charleston So.	28	81-93	87.1
2003-04 Jakob Sigurdarson, B'ham-So.	27	84-97	86.6
2004-05 Jakob Sigurdarson, B'ham-So.	30	154-187	82.4
2005-06 James Shuler, Winthrop	30	157-186	84.4
2006-07 Bryan Smithson, UNC Asheville	31	98-115	85.2
2007-08 Bryan Smithson, UNC Asheville	29	101-121	83.5
2008-09 Grayson Flittner, Gardner-Webb	25	68-80	85.0
2009-10 Austin Kenon, VMI	29	133-158	84.2
2010-11 Jamarco Warren, Charleston So.	32	123-142	86.6
2011-12 Trey Freeman, Campbell	29	101-116	87.1
2012-13 KEITH HORNSBY, UNC Asheville	30	99-107	92.5
2013-14 Rodney Glasgow, VMI	35	110-126	87.3
2014-15 Andrew Rowsey, UNC Asheville	31	140-152	92.1
2015-16 Tra'vaughn White, Longwood	26	74-87	85.1
2016-17 Miles Bowman Jr., High Point	30	109-121	90.1
2017-18 Georgie Pacheco-Ortiz, Liberty	37	98-109	89.9
2018-19 Lorenzo Phillips, Longwood	34	105-118	89.0
2019-20 Everette Hammond, USC Upstate	33	128-154	83.1

ASSISTS

	GP	AST
1985-86 Eric McClellon, Charleston Southern	30	139
1986-87 TONY FAIRLEY, Charleston Southern	28	270
1987-88 Greg Moody, Coastal Carolina	28	157
1988-89 Brad Childress, Campbell	30	172
1989-90 Robert Dowdell, Coastal Carolina	29	201
1990-91 Jeff Lippard, UNC Asheville	28	175
1991-92 J.J. Foster, Coastal Carolina	31	178
1992-93 Brian Schmall, Radford	31	216
1993-94 Dan Pogue, Campbell	28	207
1994-95 Mike Fayed, Winthrop	27	159
1995-96 Scott Hartzell, UNC Greensboro	30	149
1996-97 Marcus White, Liberty	32	181
1997-98 Rian Everette, Radford	30	131
1998-99 Tyson Waterman, Winthrop	29	126
1999-00 Tyson Waterman, Winthrop	29	148
2000-01 Beau Wallace, Liberty	28	126
2001-02 Ed O'Neil, Charleston Southern	29	122
2002-03 Ed O'Neil, Charleston Southern	25	125
2003-04 Richard Little, VMI	28	165
2004-05 Chris Gaynor, Winthrop	33	152
2005-06 Chris Gaynor, Winthrop	31	139
2006-07 Mike Jefferson, High Point	32	162
2007-08 TeeJay Bannister, Liberty	31	224
2008-09 Amir Johnson, Radford	33	172
2009-10 J.P. Primm, UNC Asheville	31	172
2010-11 Jesse Sanders, Liberty	32	183
2011-12 Jesse Sanders, Liberty	32	255
2012-13 Trey Freeman, Campbell	33	190
2013-14 Lucas Woodhouse, Longwood	32	213
2014-15 Tyler Strange, Gardner-Webb	35	260
2015-16 Rashun Davis, Radford	31	149
2016-17 LaQuincy Rideau, Gardner-Webb	33	171
2017-18 Davon Bell, Presbyterian	32	165
2018-19 Davon Bell, Presbyterian	35	229
2019-20 Chandler Vaudrin, Winthrop	33	191

ASSISTS PER GAME

	GP	AST	AVG
1985-86 Rod Cousin, Radford	23	112	4.87
1986-87 TONY FAIRLEY, Charleston So.	28	270	9.64
1987-88 Greg Moody, Coastal Carolina	28	157	5.61
1988-89 Robert Dowdell, Coastal Carolina	28	167	5.96
1989-90 Robert Dowdell, Coastal Carolina	29	201	6.93
1990-91 Jeff Lippard, UNC Asheville	28	175	6.25
1991-92 Jeff Lippard, UNC Asheville	28	168	6.00
1992-93 Brian Schmall, Radford	31	216	6.97
1993-94 Dan Pogue, Campbell	28	207	7.39
1994-95 Mike Fayed, Winthrop	27	159	5.89
1995-96 Scott Hartzell, UNC Greensboro	30	149	4.97
1996-97 Marcus White, Liberty	32	181	5.66
1997-98 Rian Everette, Radford	30	131	4.37
1998-99 Adam Larrick, Charleston Southern	28	124	4.43
1999-00 Tyson Waterman, Winthrop	29	148	5.10
2000-01 Beau Wallace, Liberty	28	126	4.50
2001-02 Ed O'Neil, Charleston Southern	29	122	4.21
2002-03 Ed O'Neil, Charleston Southern	25	125	5.00
2003-04 Richard Little, VMI	28	165	5.89
2004-05 Matt Coward, VMI	27	132	4.89
2005-06 Chris Gaynor, Winthrop	31	139	4.48
2006-07 Mike Jefferson, High Point	32	162	5.06
2007-08 TeeJay Bannister, Liberty	31	224	7.23
2008-09 Amir Johnson, Radford	33	172	5.21
2009-10 Amir Johnson, Radford	29	166	5.72
2010-11 Jesse Sanders, Liberty	32	183	5.72
2011-12 Jesse Sanders, Liberty	32	255	7.97
2012-13 Eric Washington, Presbyterian	24	157	6.54
2013-14 Lucas Woodhouse, Longwood	32	213	6.66
2014-15 Tyler Strange, Gardner-Webb	35	260	7.43
2015-16 Rashun Davis, Radford	31	149	4.81
2016-17 LaQuincy Rideau, Gardner-Webb	33	171	5.18
2017-18 Davon Bell, Presbyterian	32	165	5.16
2018-19 Davon Bell, Presbyterian	35	229	6.54
2019-20 Jermaine Marrow, Hampton	28	183	6.54

STEALS

	GP	STL
1985-86 Tony Fairley, Charleston Southern	22	70
1986-87 TONY FAIRLEY, Charleston Southern	28	114
1987-88 Heder Ambrose, Charleston Southern	29	60
1988-89 Brad Childress, Campbell	30	77
1989-90 Robert Dowdell, Coastal Carolina	29	109
1990-91 Robert Dowdell, Coastal Carolina	32	73
1991-92 J.J. Foster, Coastal Carolina	31	69
1992-93 Dana Harris, UMBC	26	72
1993-94 Dan Pogue, Campbell	28	70
1994-95 Eric Cuthrell, UNC Greensboro	29	63
1995-96 Anthony Walker, Radford	27	53
1996-97 Heder Ambrose, Liberty	32	72
1997-98 Rodney Dupre, Coastal Carolina	27	66
1998-99 Adam Larrick, Charleston Southern	28	61
1999-00 Carl Williams, Liberty	28	107
2000-01 Beau Wallace, Liberty	28	72
2001-02 Chris Caldwell, Liberty	30	72
2002-03 Andre Smith, UNC Asheville	32	69
2003-04 Ed O'Neil, Charleston Southern	28	63
2004-05 Pele Pelay, Coastal Carolina	29	70
Chris Gaynor, Winthrop	33	70
2005-06 Akeem Scott, High Point	29	64
2006-07 Travis Holmes, VMI	33	111
2007-08 Chris Gaynor, Winthrop	34	97
2008-09 Chavis Holmes, VMI	31	105
2009-10 Joseph Harris, Coastal Carolina	35	65
2010-11 J.P. Primm, UNC Asheville	34	71
2011-12 Kelvin Martin, Charleston Southern	31	65
2012-13 Tristan Carey, Longwood	33	73
2013-14 Javonte Green, Radford	35	68
2014-15 Leron Fisher, Longwood	34	65
Javonte Green, Radford	34	65
2015-16 Ahmad Thomas, UNC Asheville	34	71
2016-17 LaQuincy Rideau, Gardner-Webb	33	100
2017-18 Ed Polite Jr., Radford	32	68
2018-19 Kalin Fisher, Hampton	35	65
2019-20 Lavar Batts Jr., UNC Asheville	31	55

MEN'S BASKETBALL ANNUAL LEADERS - INDIVIDUAL



STEALS PER GAME	GP	STL	AVG
1985-86 William Calvin, Coastal Carolina	23	63	2.74
1986-87 TONY FAIRLEY, Charleston So.	28	114	4.07
1987-88 Heder Ambrose, Charleston So.	29	60	2.07
1988-89 Brad Childress, Campbell	30	77	2.57
1989-90 Robert Dowdell, Coastal Carolina	29	109	3.76
1990-91 Chris Hawkins, Radford	29	67	2.31
Robert Dowdell, Coastal Carolina	32	73	2.28
1991-92 J.J. Foster, Coastal Carolina	31	69	2.23
1992-93 Dana Harris, UMBC	26	72	2.77
1993-94 Eric Burks, Charleston Southern	27	69	2.56
1994-95 Ralph Blalock, Towson State	24	60	2.50
1995-96 Anthony Walker, Radford	27	53	1.96
1996-97 Marcus White, Liberty	32	72	2.25
1997-98 Rodney Dupre', Coastal Carolina	27	66	2.44
1998-99 Adam Larrick, Charleston Southern	28	61	2.18
1999-00 Carl Williams, Liberty	28	107	3.82
2000-01 Beau Wallace, Liberty	28	72	2.57
2001-02 Chris Caldwell, Liberty	30	72	2.40
2002-03 Ed O'Neil, Charleston Southern	25	66	2.64
2003-04 Ed O'Neil, Charleston Southern	28	63	2.25
2004-05 Pele Paelay, Coastal Carolina	29	70	2.41
2005-06 Akeem Scott, High Point	29	64	2.21
2006-07 Travis Holmes, VMI	33	111	3.36
2007-08 Chris Gaynor, Winthrop	34	97	2.85
2008-09 Chavis Holmes, VMI	31	105	3.39
2009-10 Kelvin Martin, Charleston Southern	31	64	2.13
2010-11 Blake Smith, Radford	27	66	2.44
2011-12 Kelvin Martin, Charleston Southern	31	65	2.10
2012-13 Tristan Carey, Longwood	33	73	2.21
2013-14 Javonte Green, Radford	35	68	1.94
2014-15 Leron Fisher, Longwood	34	65	1.91
Javonte Green, Radford	34	65	1.91
2015-16 Ahmad Thomas, UNC Asheville	34	71	2.09
2016-17 LaQuincy Rideau, Gardner-Webb	33	100	3.03
2017-18 Ahmad Thomas, UNC Asheville	32	62	1.94
2018-19 Kalin Fisher, Hampton	35	65	1.86
2019-20 Lavar Batts Jr., UNC Asheville	31	55	1.77

BLOCKED SHOTS	GP	BLK
1985-86 Tim Sellars, Armstrong State	21	54
1986-87 Henry Wilson, Campbell	30	52
1987-88 Henry Wilson, Campbell	27	47
1988-89 Milton Moore, UNC Asheville	30	45
1989-90 Derek Stewart, Augusta	28	80
1990-91 Derek Stewart, Augusta	30	86
1991-92 Julius Nwosu, Liberty	29	52
Joe Spinks, Campbell	31	52
1992-93 John James, Towson State	26	63
1993-94 John James, Towson State	30	82
1994-95 PASCAL FLEURY, UMBC	27	124
1995-96 Peter Aluma, Liberty	29	113
1996-97 Peter Aluma, Liberty	32	97
1997-98 Robert Stevenson, UNC Asheville	28	69
1998-99 Adam Earnhardt, UNC Asheville	29	49
1999-00 Adam Earnhardt, UNC Asheville	30	57
2000-01 Nosa Obasuyi, Radford	29	41
2001-02 Nosa Obasuyi, Radford	31	74
2002-03 Josh Grant, Winthrop	29	66
2003-04 C.J. Walker, UNC Asheville	29	86
2004-05 C.J. Walker, UNC Asheville	26	68
2005-06 Issa Konare, High Point	29	70
2006-07 Cruz Daniels, High Point	32	65
2007-08 Kenny George, UNC Asheville	28	93
2008-09 Cruz Daniels, High Point	30	83
2009-10 John Williams, UNC Asheville	30	82
2010-11 Sam McLaurin, Coastal Carolina	33	60
2011-12 Eric Griffin, Campbell	31	73
2012-13 D.J. Covington, VMI	31	93
D.J. Cunningham, UNC Asheville	31	93
2013-14 D.J. Covington, VMI	35	106
2014-15 Jaleel Roberts, UNC Asheville	30	78
2015-16 Duby Okeke, Winthrop	29	72
2016-17 Andrew Eudy, Campbell	37	70
2017-18 Andrew Eudy, Campbell	34	65
2018-19 Trevond Barnes, Hampton	35	59
2019-20 Ludovic Dufael, Gardner-Webb	32	71

BLOCKED SHOTS PER GAME	GP	BLK	AVG
1985-86 Tim Sellars, Armstrong State	21	54	2.57
1986-87 Henry Wilson, Campbell	30	52	1.73
1987-88 Henry Wilson, Campbell	27	47	1.74
1988-89 Milton Moore, UNC Asheville	30	45	1.50
1989-90 Derek Stewart, Augusta	28	80	2.86
1990-91 Derek Stewart, Augusta	30	86	2.87
1991-92 Julius Nwosu, Liberty	29	52	1.79
1992-93 John James, Towson State	26	63	2.42
1993-94 Pascal Fleury, UMBC	25	80	3.20
1994-95 PASCAL FLEURY, UMBC	27	124	4.59
1995-96 Peter Aluma, Liberty	29	113	3.90
1996-97 Peter Aluma, Liberty	32	97	3.03
1997-98 Robert Stevenson, UNC Asheville	28	69	2.46
1998-99 Adam Earnhardt, UNC Asheville	29	49	1.69
1999-00 Adam Earnhardt, UNC Asheville	30	57	1.90
2000-01 Adam Earnhardt, UNC Asheville	28	40	1.43
2001-02 Nosa Obasuyi, Radford	31	74	2.39
2002-03 Josh Grant, Winthrop	29	66	2.28
2003-04 C.J. Walker, UNC Asheville	29	86	2.97
2004-05 C.J. Walker, UNC Asheville	26	68	2.62
2005-06 Issa Konare, High Point	29	70	2.41
2006-07 Cruz Daniels, High Point	32	65	2.03
2007-08 Kenny George, UNC Asheville	28	93	3.32
2008-09 Cruz Daniels, High Point	30	83	2.77
2009-10 John Williams, UNC Asheville	30	82	2.73
2010-11 D.J. Covington, VMI	25	57	2.28
2011-12 Eric Griffin, Campbell	31	73	2.35
2012-13 D.J. Covington, VMI	31	93	3.00
D.J. Cunningham, UNC Asheville	31	93	3.00
2013-14 D.J. Cunningham, UNC Asheville	27	98	3.63
2014-15 Jaleel Roberts, UNC Asheville	30	78	2.60
2015-16 Duby Okeke, Winthrop	29	72	2.48
2016-17 Andrew Eudy, Campbell	37	70	1.89
2017-18 Xavier Cooks, Winthrop	30	64	2.13
2018-19 Trevond Barnes, Hampton	35	59	1.69
2019-20 Ludovic Dufael, Gardner-Webb	32	71	2.22

DOUBLE-DOUBLES (since 2004-05)	GP	TOT
2004-05 Kurtis Rice, Charleston Southern	30	5
2005-06 Arizona Reid, High Point	29	11
2006-07 Arizona Reid, High Point	32	13
2007-08 Arizona Reid, High Point	31	20
2008-09 Joseph Harris, Coastal Carolina	31	19
2009-10 Art Parakhouski, Radford	31	26
2010-11 John Brown, Liberty	32	14
2011-12 Eric Griffin, Campbell	31	12
Jesse Sanders, Liberty	32	12
2012-13 Kelvin Martin, Charleston Southern	31	12
2013-14 Stan Okoye, VMI	31	12
2014-15 D.J. Covington, VMI	35	19
2015-16 Jerome Hill, Gardner-Webb	34	17
2016-17 Lotanna Nwogbo, Longwood	33	14
2017-18 Ed Polite Jr., Radford	31	14
2018-19 Scottie James, Liberty	37	11
2019-20 Ed Polite Jr., Radford	33	13
Phlandrous Fleming Jr., Charleston So.	32	13

MINUTES PLAYED	GP	MIN
1988-89 Brad Childress, Campbell	30	1,063
1989-90 Robert Dowdell, Coastal Carolina	29	1,058
1990-91 Robert Dowdell, Coastal Carolina	32	1,128
1991-92 J.J. Foster, Coastal Carolina	31	1,106
1992-93 Tony Dunkin, Coastal Carolina	32	1,201
1993-94 Matt Hildebrand, Liberty	30	1,052
1994-95 Scott Hartzell, UNC Greensboro	29	1,014
1995-96 Scott Hartzell, UNC Greensboro	20	1,054
1996-97 Brett Larrick, Charleston Southern	30	1,072
1997-98 Corey Reed, Radford	30	1,041
1998-99 Adam Larrick, Charleston Southern	28	1,070
1999-00 Nick Mitchell, Charleston Southern	28	928
2000-01 Pierre Wooten, Winthrop	31	1,041
2001-02 Dustin Van Weerhuizen, High Point	30	1,103
2002-03 Whit Holcomb-Faye, Radford	30	1,100
2003-04 Larry Blair, Liberty	33	1,008
2004-05 Jakob Sigurdson, B'ham-Southern	30	1,003
2005-06 Whit Holcomb-Faye, Radford	29	1,108
2006-07 Chris Oliver, Radford	30	1,099
2007-08 K.J. Garland, UNC Asheville	32	1,217
2008-09 Seth Curry, Liberty	35	1,277
2009-10 Khalid Mutakabbir, Presbyterian	31	1,090
2010-11 Khalid Mutakabbir, Presbyterian	31	1,205
2011-12 Matt Dickey, UNC Asheville	34	1,130
2012-13 Trey Freeman, Campbell	33	1,226
2013-14 RODNEY GLASGOW, VMI	35	1,291
2014-15 Tyler Strange, Gardner-Webb	35	1,200
2015-16 Kevin Vannatta, UNC Asheville	34	1,157
2016-17 Chris Clemons, Campbell	36	1,205
2017-18 MaCio Teague, UNC Asheville	34	1,200
2018-19 Jermaine Marrow, Hampton	35	1,275
2019-20 Ben Stanley, Hampton	34	1,192

MINUTES PLAYED PER GAME	GP	MIN	AVG
1988-89 Sean Smith, Winthrop	29	1,034	35.66
1989-90 Robert Dowdell, Coastal Carolina	29	1,058	36.48
1990-91 Keenan Mann, Augusta	30	1,059	35.30
1991-92 Darnell Sneed, Charleston Southern	30	1,087	36.23
1992-93 Tony Dunkin, Coastal Carolina	32	1,201	37.53
1993-94 KeKe Hicks, Coastal Carolina	26	929	35.73
1994-95 Anthony Walker, Radford	28	1,002	35.79
1995-96 Brett Larrick, Charleston Southern	28	1,042	37.21
1996-97 Brett Larrick, Charleston Southern	30	1,072	35.73
1997-98 Adam Larrick, Charleston Southern	27	984	36.44
1998-99 Adam Larrick, Charleston Southern	28	1,070	38.21
1999-00 Nick Mitchell, Charleston Southern	28	928	33.14
2000-01 Torrey Butler, Coastal Carolina	26	939	36.12
2001-02 Dustin Van Weerhuizen, High Point	30	1,103	36.77
2002-03 Whit Holcomb-Faye, Radford	30	1,100	36.67
2003-04 Whit Holcomb-Faye, Radford	27	960	35.56
2004-05 Larry Blair, Liberty	28	991	35.39
2005-06 Whit Holcomb-Faye, Radford	29	1,108	38.21
2006-07 Chris Oliver, Radford	30	1,099	36.63
2007-08 K.J. Garland, UNC Asheville	32	1,217	38.03
2008-09 Seth Curry, Liberty	35	1,277	36.49
2009-10 Khalid Mutakabbir, Presbyterian	31	1,090	35.16
2010-11 KHALID MUTAKABBIR, Presbyterian	31	1,205	38.87
2011-12 Khalid Mutakabbir, Presbyterian	29	1,055	36.38
2012-13 Khalid Mutakabbir, Presbyterian	32	1,192	37.25
2013-14 Jordan Downing, Presbyterian	32	1,191	37.22
2014-15 Quincy Taylor, Longwood	31	1,115	35.97
2015-16 Keon Johnson, Winthrop	32	1,100	34.38
2016-17 Darrion Allen, Longwood	30	1,088	36.27
2017-18 MaCio Teague, UNC Asheville	34	1,200	35.29
2018-19 Chris Clemons, Campbell	33	1,208	36.61
2019-20 Jermaine Marrow, Hampton	28	1,058	37.79



MEN'S BASKETBALL ANNUAL LEADERS - TEAM

POINTS SCORED	GP	PTS
1985-86 Winthrop	29	2,313
1986-87 Charleston Southern	30	2,445
1987-88 Charleston Southern	29	2,253
1988-89 UNC Asheville	30	2,343
1989-90 UNC Asheville	30	2,337
1990-91 Coastal Carolina	32	2,339
1991-92 Radford	29	2,250
1992-93 Radford	31	2,520
1993-94 Charleston Southern	27	2,250
1994-95 UNC Greensboro	29	2,206
1995-96 UNC Greensboro	30	2,129
1996-97 Liberty	32	2,182
1997-98 Radford	30	2,271
1998-99 Radford	28	2,195
1999-00 Winthrop	30	2,193
2000-01 Radford	29	2,110
2001-02 Radford	31	2,204
2002-03 UNC Asheville	32	2,320
2003-04 Liberty	33	2,284
2004-05 High Point	31	2,310
2005-06 Winthrop	31	2,276
2006-07 VMI	33	3,331
2007-08 VMI	29	2,649
2008-09 VMI	32	3,002
2009-10 Coastal Carolina	35	2,584
2010-11 VMI	31	2,726
2011-12 UNC Asheville	34	2,745
2012-13 Liberty	36	2,489
2013-14 VMI	35	3,089
2014-15 Gardner-Webb	35	2,619
2015-16 Winthrop	32	2,631
2016-17 Campbell	37	2,653
2017-18 Liberty	37	2,621
2018-19 Hampton	35	2,847
2019-20 Winthrop	34	2,765

SCORING AVERAGE	GP	PTS	AVG
1985-86 Winthrop	29	2,313	79.8
1986-87 Charleston Southern	30	2,445	81.5
1987-88 Charleston Southern	29	2,253	77.7
1988-89 Radford	28	2,195	78.4
1989-90 UNC Asheville	30	2,337	77.9
1990-91 Radford	29	2,124	73.2
1991-92 Radford	29	2,250	77.6
1992-93 Winthrop	30	2,508	83.6
1993-94 Charleston Southern	27	2,250	83.3
1994-95 UNC Greensboro	29	2,206	76.1
1995-96 Radford	27	2,016	74.7
1996-97 Radford	28	2,047	73.1
1997-98 Radford	30	2,271	75.7
1998-99 Radford	28	2,195	78.4
1999-00 Elon	28	2,083	74.4
2000-01 Radford	20	2,110	72.8
2001-02 Radford	31	2,204	71.1
2002-03 UNC Asheville	32	2,320	72.5
2003-04 Birmingham-Southern	27	1,998	74.0
2004-05 High Point	31	2,310	74.5
2005-06 High Point	29	2,187	75.4
2006-07 VMI	33	3,331	100.9
2007-08 VMI	29	2,649	91.3
2008-09 VMI	32	3,002	93.8
2009-10 VMI	29	2,569	88.6
2010-11 VMI	31	2,726	87.9
2011-12 UNC Asheville	34	2,745	80.7
2012-13 VMI	31	2,423	78.2
2013-14 VMI	35	3,089	88.3
2014-15 Gardner-Webb	35	2,619	74.8
2015-16 Winthrop	32	2,631	82.2
2016-17 Winthrop	33	2,615	79.2
2017-18 Winthrop	31	2,464	79.5
2018-19 Winthrop	30	2,499	83.3
2019-20 Winthrop	34	2,765	81.3

FEWEST POINTS ALLOWED	GP	PTS
1985-86 CAMPBELL	27	1,741
1986-87 UNC Asheville	26	1,767
1987-88 Winthrop	30	1,857
1988-89 Winthrop	29	1,889
1989-90 Charleston Southern	28	1,992
1990-91 Radford	29	1,983
1991-92 Davidson	29	1,936
1992-93 Campbell	27	1,988
1993-94 UNC Greensboro	27	1,902
1994-95 UMBG	27	1,839
1995-96 Liberty	29	1,889
1996-97 Coastal Carolina	27	1,825
1997-98 Coastal Carolina	27	1,868
1998-99 Winthrop	29	1,875
1999-00 Liberty	28	1,912
2000-01 Liberty	28	1,856
2001-02 Charleston Southern	29	1,981
2002-03 Elon	27	1,835
2003-04 Birmingham-Southern	27	1,760
2004-05 Birmingham-Southern	30	1,893
VMI	27	1,893
2005-06 Birmingham-Southern	28	1,794
2006-07 Winthrop	34	2,088
2007-08 High Point	31	1,944
2008-09 Presbyterian	29	1,867
2009-10 Winthrop	33	2,025
2010-11 Winthrop	30	2,006
2011-12 Presbyterian	29	1,918
2012-13 Coastal Carolina	29	1,840
2013-14 Liberty	32	2,234
2014-15 Coastal Carolina	34	2,121
2015-16 Liberty	32	2,188
2016-17 High Point	31	2,136
2017-18 High Point	30	1,993
2018-19 High Point	31	2,105
2019-20 Campbell	31	2,065

SCORING DEFENSE	GP	PTS	AVG
1985-86 Campbell	27	1,741	64.5
1986-87 Winthrop	28	1,929	68.9
1987-88 Winthrop	30	1,857	61.9
1988-89 Winthrop	29	1,889	65.1
1989-90 Coastal Carolina	29	2,025	69.8
1990-91 Coastal Carolina	32	2,069	64.7
1991-92 Liberty	29	1,915	66.0
1992-93 Coastal Carolina	32	2,268	70.9
Liberty	30	2,127	70.9
1993-94 Campbell	29	1,928	66.5
1994-95 UNC Greensboro	29	1,882	64.9
1995-96 Liberty	29	1,889	65.1
1996-97 Liberty	32	1,992	62.3
1997-98 UNC Asheville	28	1,872	66.9
1998-99 Winthrop	29	1,875	64.7
1999-00 Winthrop	30	1,941	64.7
2000-01 Winthrop	31	1,917	61.8
2001-02 Winthrop	31	2,018	65.1
2002-03 Winthrop	30	1,942	64.7
2003-04 Winthrop	28	1,782	63.6
2004-05 Winthrop	33	1,961	59.4
2005-06 Winthrop	31	1,897	61.2
2006-07 Winthrop	34	2,088	61.4
2007-08 WINTHROP	34	1,990	58.5
2008-09 Presbyterian	29	1,867	64.4
2009-10 Coastal Carolina	35	2,103	60.1
2010-11 Coastal Carolina	34	2,178	64.1
2011-12 Coastal Carolina	31	2,042	65.9
2012-13 Gardner-Webb	34	2,066	60.8
2013-14 Coastal Carolina	34	2,326	68.4
2014-15 Coastal Carolina	34	2,121	62.4
2015-16 Coastal Carolina	33	2,196	66.5
2016-17 Liberty	35	2,220	63.4
2017-18 Liberty	37	2,353	63.6
2018-19 High Point	31	2,105	67.9
2019-20 Radford	32	2,115	66.1

SCORING MARGIN	GP	OFF	DEF	MAR
1985-86 Winthrop	29	79.8	70.1	+9.7
1986-87 Charleston Southern	30	81.5	71.6	+9.9
1987-88 Winthrop	30	65.5	61.9	+3.6
1988-89 Winthrop	29	69.3	65.1	+4.2
1989-90 Coastal Carolina	29	77.0	69.8	+7.2
1990-91 Coastal Carolina	32	73.1	64.7	+8.4
1991-92 Liberty	29	76.3	66.0	+10.3
1992-93 Coastal Carolina	32	77.8	70.9	+6.9
1993-94 Radford	28	77.7	68.2	+9.5
1994-95 UNC Greensboro	29	76.1	64.9	+11.2
1995-96 UNC Greensboro	30	71.0	65.7	+5.3
1996-97 Liberty	32	68.2	62.3	+5.9
1997-98 UNC Asheville	28	71.5	66.9	+4.6
1998-99 Radford	28	78.4	71.9	+6.5
1999-00 Winthrop	30	73.1	64.7	+8.4
2000-01 Winthrop	31	65.7	61.8	+3.9
2001-02 Radford	31	71.1	67.5	+3.6
2002-03 Winthrop	30	70.1	64.7	+5.4
2003-04 Birmingham-Southern	27	74.0	65.2	+8.8
2004-05 Winthrop	33	68.0	59.4	+8.6
2005-06 Winthrop	31	73.4	61.2	+12.2
2006-07 Winthrop	34	74.9	61.4	+13.4
2007-08 High Point	31	71.0	62.7	+8.3
2008-09 VMI	32	93.8	85.5	+8.3
2009-10 COASTAL CAROLINA	35	73.8	60.1	+13.7
2010-11 Coastal Carolina	34	76.4	64.1	+12.3
2011-12 UNC Asheville	34	80.7	71.4	+9.4
2012-13 Charleston Southern	32	73.8	67.0	+6.8
2013-14 Charleston Southern	31	81.4	72.3	+9.1
2014-15 Coastal Carolina	34	71.7	62.4	+9.3
2015-16 UNC Asheville	34	75.1	68.0	+7.0
2016-17 Winthrop	33	79.2	70.4	+8.9
2017-18 Winthrop	31	79.5	71.6	+7.9
2018-19 Gardner-Webb	35	77.7	70.5	+7.1
2019-20 Winthrop	34	81.3	71.5	+9.8

REBOUNDS	GP	REB
1985-86 Winthrop	29	1,157
1986-87 Charleston Southern	30	1,178
1987-88 Charleston Southern	29	1,123
1988-89 UNC Asheville	30	1,094
1989-90 UNC Asheville	30	1,235
1990-91 Coastal Carolina	32	1,163
1991-92 Liberty	29	1,096
1992-93 Winthrop	30	1,183
1993-94 UNC Greensboro	27	1,136
1994-95 UNC Greensboro	29	1,180
1995-96 UNC Greensboro	30	1,105
1996-97 Liberty	32	1,162
1997-98 UNC Asheville	28	1,081
1998-99 Winthrop	29	1,034
1999-00 Winthrop	30	1,171
2000-01 Winthrop	31	1,103
2001-02 Radford	31	1,235
2002-03 UNC Asheville	32	1,142
2003-04 Liberty	33	1,235
2004-05 High Point	31	1,223
2005-06 Winthrop	31	1,127
2006-07 Winthrop	34	1,279
2007-08 UNC Asheville	33	1,209
2008-09 Radford	33	1,372
2009-10 Coastal Carolina	35	1,375
2010-11 Coastal Carolina	34	1,339
2011-12 Coastal Carolina	31	1,171
2012-13 Liberty	36	1,278
2013-14 VMI	35	1,452
2014-15 Coastal Carolina	34	1,338
2015-16 Coastal Carolina	33	1,299
2016-17 Gardner-Webb	33	1,259
2017-18 Radford	36	1,247
2018-19 Hampton	35	1,370
2019-20 Winthrop	34	1,388

MEN'S BASKETBALL ANNUAL LEADERS - TEAM



REBOUNDING AVERAGE	GP	PTS	AVG
1985-86 Armstrong State	27	1,083	40.1
1986-87 Radford	29	1,161	40.0
1987-88 Coastal Carolina	28	1,085	38.8
1988-89 Radford	28	1,047	37.4
1989-90 UNC Asheville	30	1,235	41.2
1990-91 Radford	29	1,111	38.3
1991-92 Liberty	29	1,096	37.8
1992-93 UMBC	28	1,143	40.8
1993-94 UNC Greensboro	27	1,136	42.1
1994-95 UNC Greensboro	29	1,180	40.7
Charleston Southern	29	1,179	40.7
1995-96 Coastal Carolina	26	969	37.3
1996-97 Winthrop	27	1,044	38.7
1997-98 UNC Asheville	28	1,081	38.6
1998-99 Winthrop	29	1,034	35.7
1999-00 Winthrop	30	1,171	39.0
2000-01 Radford	29	1,095	37.8
2001-02 Radford	31	1,235	39.8
2002-03 Winthrop	30	1,114	37.1
2003-04 High Point	30	1,131	37.7
2004-05 High Point	31	1,223	39.5
2005-06 VMI	27	1,009	37.4
2006-07 VMI	33	1,262	38.2
2007-08 VMI	29	1,116	38.5
2008-09 Radford	33	1,372	41.6
2009-10 RADFORD	31	1,340	43.2
2010-11 Coastal Carolina	34	1,339	39.4
2011-12 Coastal Carolina	31	1,171	37.8
2012-13 Charleston Southern	32	1,254	39.2
2013-14 VMI	35	1,452	41.5
2014-15 Coastal Carolina	34	1,338	39.4
2015-16 Coastal Carolina	33	1,299	39.4
2016-17 Gardner-Webb	33	1,259	38.2
2017-18 Winthrop	31	1,124	36.3
2018-19 Winthrop	30	1,231	41.0
2019-20 Winthrop	34	1,388	40.8

FIELD GOALS	GP	FGM
1985-86 Winthrop	29	927
1986-87 Charleston Southern	30	937
1987-88 Charleston Southern	29	837
1988-89 UNC Asheville	30	865
1989-90 UNC Asheville	30	876
1990-91 Coastal Carolina	32	858
1991-92 Radford	29	811
1992-93 Radford	31	916
1993-94 Charleston Southern	27	854
1994-95 Charleston Southern	29	778
1995-96 Radford	27	759
1996-97 Liberty	32	772
1997-98 Radford	30	803
1998-99 Radford	28	758
1999-00 Elon	28	767
2000-01 Radford	29	723
2001-02 Radford	31	767
2002-03 UNC Asheville	32	801
2003-04 Liberty	33	819
2004-05 High Point	31	821
2005-06 High Point	29	792
2006-07 VMI	33	1,176
2007-08 VMI	29	945
2008-09 VMI	32	1,009
2009-10 Coastal Carolina	35	966
2010-11 VMI	31	935
2011-12 UNC Asheville	34	920
2012-13 VMI	31	872
2013-14 VMI	35	1,088
2014-15 Gardner-Webb	35	909
2015-16 UNC Asheville	34	898
2016-17 Gardner-Webb	33	913
2017-18 UNC Asheville	34	912
2018-19 Presbyterian	36	966
Hampton	35	966
2019-20 Winthrop	34	980

FIELD GOAL PERCENTAGE	GP	FGM-A	PCT
1985-86 WINTHROP	29	927-1749	53.0
1986-87 Charleston Southern	30	937-1846	50.8
1987-88 UNC Asheville	28	805-1573	51.2
1988-89 Winthrop	29	753-1515	49.7
1989-90 Winthrop	29	730-1498	48.7
1990-91 Coastal Carolina	32	858-1821	47.1
1991-92 Liberty	29	790-1518	52.0
1992-93 Liberty	30	845-1731	48.8
1993-94 Radford	28	793-1580	50.2
1994-95 Radford	28	741-1620	45.7
1995-96 Radford	27	759-1608	47.2
1996-97 UNC Asheville	28	690-1480	46.6
1997-98 Radford	30	803-1710	47.0
1998-99 UNC Asheville	29	756-1597	47.3
1999-00 Elon	28	767-1648	46.5
2000-01 UNC Asheville	28	640-1417	45.2
2001-02 UNC Asheville	28	690-1529	45.1
2002-03 High Point	27	674-1519	44.4
2003-04 Birmingham-Southern	27	680-1411	48.2
2004-05 Birmingham-Southern	30	644-1446	44.5
Winthrop	33	767-1724	44.5
2005-06 High Point	29	792-1714	46.2
Birmingham-Southern	28	650-1408	46.2
2006-07 Liberty	31	895-1862	48.1
2007-08 UNC Asheville	33	901-1846	48.8
2008-09 Radford	33	884-1917	46.1
2009-10 Coastal Carolina	35	966-2022	47.8
2010-11 Coastal Carolina	34	930-1915	48.6
2011-12 Coastal Carolina	31	853-1753	48.7
2012-13 Presbyterian	32	739-1640	45.1
2013-14 Radford	35	972-2035	47.8
2014-15 High Point	33	862-1816	47.5
2015-16 High Point	32	884-1852	47.7
2016-17 Gardner-Webb	33	913-1905	47.9
2017-18 Campbell	34	891-1867	47.7
Winthrop	31	859-1802	47.7
2018-19 Gardner-Webb	35	955-1962	48.7
2019-20 Radford	32	841-1813	46.4

REBOUNDING MARGIN	GP	AVG	OPP	MAR
1985-86 Coastal Carolina	27	38.7	33.6	+5.1
1986-87 Radford	29	40.0	34.0	+6.0
1987-88 Coastal Carolina	28	38.7	32.8	+5.9
1988-89 Winthrop	29	33.9	26.8	+7.1
1989-90 UNC Asheville	30	41.2	38.7	+2.5
1990-91 Davidson	29	36.2	34.3	+1.9
1991-92 Liberty	29	37.8	32.7	+5.1
1992-93 Liberty	30	38.0	33.9	+4.1
1993-94 UNC Greensboro	27	42.1	34.9	+7.2
1994-95 UNC Greensboro	29	40.7	35.9	+4.8
1995-96 UNC Greensboro	30	36.8	34.3	+2.5
1996-97 Coastal Carolina	27	36.1	33.7	+2.4
1997-98 UNC Asheville	28	38.6	34.9	+3.7
1998-99 Winthrop	29	35.7	33.8	+1.9
1999-00 Winthrop	30	39.0	35.5	+3.5
2000-01 Liberty	28	37.6	34.4	+3.2
2001-02 Radford	31	39.8	35.3	+4.5
2002-03 Coastal Carolina	28	35.9	31.9	+4.0
2003-04 Birmingham-Southern	27	35.7	29.9	+5.7
2004-05 Winthrop	33	35.0	31.8	+3.2
2005-06 Winthrop	31	36.4	30.9	+5.4
2006-07 Winthrop	34	37.6	31.0	+6.6
2007-08 High Point	31	35.0	31.7	+3.3
2008-09 Radford	33	41.6	35.2	+6.4
2009-10 Radford	31	43.2	35.9	+7.4
2010-11 Coastal Carolina	34	39.4	32.3	+7.1
2011-12 Coastal Carolina	31	37.8	32.1	+5.7
2012-13 Coastal Carolina	29	37.3	31.7	+5.7
2013-14 Liberty	32	37.1	30.6	+6.4
2014-15 COASTAL CAROLINA	34	39.4	31.3	+8.1
2015-16 Coastal Carolina	33	39.4	35.8	+3.6
2016-17 Radford	32	38.1	33.4	+4.7
2017-18 Liberty	37	33.5	29.6	+3.9
2018-19 High Point	31	38.2	31.3	+6.9
2019-20 Winthrop	34	40.8	33.1	+7.7

FIELD GOALS ATTEMPTED	GP	FGA
1985-86 Armstrong State	27	1,815
1986-87 Charleston Southern	30	1,846
1987-88 Charleston Southern	29	1,768
1988-89 UNC Asheville	30	1,824
1989-90 UNC Asheville	30	1,887
1990-91 Coastal Carolina	32	1,821
1991-92 Coastal Carolina	31	1,746
1992-93 Radford	31	1,975
1993-94 Charleston Southern	27	1,923
1994-95 Charleston Southern	29	1,740
1995-96 UNC Greensboro	30	1,615
1996-97 Liberty	32	1,726
1997-98 Radford	30	1,710
1998-99 Radford	28	1,664
1999-00 Liberty	28	1,745
2000-01 Radford	29	1,676
Winthrop	31	1,676
2001-02 High Point	30	1,789
2002-03 UNC Asheville	32	1,845
2003-04 Liberty	33	1,913
2004-05 High Point	31	1,881
2005-06 Winthrop	31	1,735
2006-07 VMI	33	2,696
2007-08 VMI	29	2,125
2008-09 VMI	32	2,279
2009-10 VMI	29	2,120
2010-11 VMI	31	2,083
2011-12 VMI	33	2,006
2012-13 VMI	31	2,011
2013-14 VMI	35	2,441
2014-15 Gardner-Webb	35	2,028
2015-16 Gardner-Webb	33	2,041
2016-17 Campbell	37	1,993
2017-18 Radford	36	2,000
2018-19 Hampton	35	2,236
2019-20 Winthrop	34	2,120

3-POINT FIELD GOALS	GP	3FG
1986-87 Armstrong State	28	157
1987-88 Charleston Southern	29	166
1988-89 Augusta	28	187
1989-90 Augusta	28	163
1990-91 Coastal Carolina	32	170
1991-92 Radford	29	208
1992-93 UNC Asheville	27	235
1993-94 Coastal Carolina	26	222
1994-95 UNC Greensboro	29	224
1995-96 UNC Greensboro	30	205
1996-97 Radford	28	214
1997-98 Radford	30	244
1998-99 Radford	28	202
1999-00 Winthrop	30	251
2000-01 Winthrop	31	215
2001-02 Radford	31	204
2002-03 UNC Asheville	32	212
2003-04 Birmingham-Southern	27	243
2004-05 Winthrop	33	220
2005-06 Coastal Carolina	30	241
2006-07 VMI	33	442
2007-08 VMI	29	336
2008-09 VMI	32	438
2009-10 VMI	29	335
2010-11 VMI	31	351
2011-12 VMI	33	283
2012-13 Charleston Southern	32	297
2013-14 VMI	35	313
2014-15 Charleston Southern	31	288
Gardner-Webb	35	288
2015-16 Winthrop	32	285
2016-17 Liberty	35	319
2017-18 Campbell	34	313
2018-19 Presbyterian	36	394
2019-20 Winthrop	34	322



MEN'S BASKETBALL ANNUAL LEADERS - TEAM

3-POINT FIELD GOALS PER GAME	GP	3FG	AVG
1986-87 Armstrong State	28	157	5.61
1987-88 Charleston Southern	29	166	5.72
1988-89 Augusta	28	187	6.68
1989-90 Augusta	28	163	5.82
1990-91 UNC Asheville	28	161	5.75
1991-92 Radford	29	208	7.17
1992-93 UNC Asheville	27	235	8.70
1993-94 Coastal Carolina	26	222	8.54
1994-95 Winthrop	27	212	7.85
1995-96 UNC Greensboro	30	205	6.83
1996-97 Radford	28	214	7.64
1997-98 Radford	30	244	8.13
1998-99 Radford	28	202	7.21
1999-00 Winthrop	30	251	8.37
2000-01 Winthrop	31	215	6.94
2001-02 Coastal Carolina	28	188	6.71
2002-03 Winthrop	30	207	6.90
2003-04 Birmingham-Southern	27	243	9.00
2004-05 Coastal Carolina	29	204	7.03
2005-06 Coastal Carolina	30	241	8.03
2006-07 VMI	33	442	13.39
2007-08 VMI	29	336	11.59
2008-09 VMI	32	438	13.69
2009-10 VMI	29	335	11.55
2010-11 VMI	31	351	11.32
2011-12 VMI	33	283	8.58
2012-13 Charleston Southern	32	297	9.28
2013-14 Charleston Southern	31	302	9.74
2014-15 Charleston Southern	31	288	9.29
2015-16 Charleston Southern	30	280	9.33
2016-17 Winthrop	33	313	9.48
2017-18 Winthrop	31	296	9.55
2018-19 Winthrop	30	372	12.40
2019-20 Winthrop	34	322	9.47

3-POINT FIELD GOAL PERCENTAGE	GP	3FG-A	PCT
1986-87 Charleston Southern	30	93-207	44.9
1987-88 CHARLESTON SOUTHERN	29	166-368	45.1
1988-89 Campbell	30	126-304	41.4
1989-90 Charleston Southern	28	151-351	43.0
1990-91 Coastal Carolina	32	170-437	38.9
1991-92 Liberty	29	146-347	42.0
1992-93 UMBC	28	161-397	40.6
1993-94 UNC Asheville	27	175-438	40.0
1994-95 Radford	28	165-423	39.0
1995-96 UNC Greensboro	30	205-503	40.8
1996-97 Radford	28	214-528	40.5
1997-98 Radford	30	244-636	38.4
1998-99 Liberty	27	158-440	35.9
1999-00 Coastal Carolina	28	224-551	40.7
2000-01 UNC Asheville	28	142-392	36.2
2001-02 Radford	31	204-562	36.3
2002-03 Coastal Carolina	28	168-458	36.7
2003-04 Birmingham-Southern	27	243-565	43.0
2004-05 Winthrop	33	220-604	36.4
2005-06 Birmingham-Southern	28	212-576	36.8
2006-07 Winthrop	34	278-773	36.0
2007-08 Liberty	32	288-772	37.3
2008-09 UNC Asheville	31	212-589	36.0
2009-10 Coastal Carolina	35	184-512	35.9
2010-11 Presbyterian	31	218-559	39.0
2011-12 High Point	31	263-656	40.1
2012-13 Liberty	36	251-669	37.5
2013-14 Winthrop	33	272-686	39.7
2014-15 High Point	33	206-535	38.5
2015-16 High Point	32	187-487	38.4
2016-17 UNC Asheville	33	264-670	39.4
2017-18 UNC Asheville	34	277-703	39.4
2018-19 Gardner-Webb	35	281-719	39.1
2019-20 Gardner-Webb	32	254-706	36.0

FREE THROWS ATTEMPTED	GP	FTA
1985-86 Charleston Southern	30	723
1986-87 Charleston Southern	30	688
1987-88 Radford	30	773
1988-89 Radford	28	766
1989-90 Coastal Carolina	29	725
1990-91 Coastal Carolina	32	690
1991-92 Liberty	29	782
1992-93 UMBC	28	763
1993-94 Towson State	30	660
1994-95 UNC Greensboro	29	697
1995-96 UNC Greensboro	30	664
1996-97 UNC Asheville	28	669
1997-98 UNC Asheville	28	728
1998-99 Charleston Southern	28	715
1999-00 Charleston Southern	29	768
2000-01 Radford	29	718
2001-02 Radford	31	721
2002-03 Liberty	29	706
2003-04 High Point	30	672
2004-05 High Point	31	729
2005-06 Winthrop	31	697
2006-07 VMI	33	815
2007-08 Radford	30	702
2008-09 Radford	33	825
2009-10 Radford	31	744
2010-11 Coastal Carolina	34	832
2011-12 UNC ASHEVILLE	34	893
2012-13 Liberty	36	770
2013-14 VMI	35	842
2014-15 Coastal Carolina	34	780
2015-16 UNC Asheville	34	808
2016-17 Gardner-Webb	33	819
2017-18 Liberty	37	660
2018-19 Hampton	35	790
2019-20 Hampton	34	821

3-POINT FIELD GOALS ATTEMPTED	GP	3FGA
1986-87 Armstrong State	27	417
1987-88 Coastal Carolina	28	392
1988-89 Augusta	28	506
1989-90 Augusta	28	467
1990-91 UNC Asheville	28	502
1991-92 Radford	29	521
1992-93 UNC Asheville	27	663
1993-94 Liberty	30	575
1994-95 Winthrop	27	599
1995-96 Winthrop	26	522
1996-97 Liberty	32	573
1997-98 Radford	30	636
1998-99 Radford	28	622
1999-00 Winthrop	30	702
2000-01 Radford	29	637
2001-02 Winthrop	31	630
2002-03 Winthrop	30	602
2003-04 Liberty	33	670
2004-05 Winthrop	33	604
2005-06 Winthrop	31	658
2006-07 VMI	33	1,383
2007-08 VMI	29	1,045
2008-09 VMI	32	1,224
2009-10 VMI	29	1,026
2010-11 VMI	31	979
2011-12 VMI	33	888
2012-13 VMI	31	869
2013-14 VMI	35	962
2014-15 Charleston Southern	31	845
2015-16 Charleston Southern	30	810
2016-17 Liberty	35	888
2017-18 Campbell	34	806
2018-19 Presbyterian	36	1,034
2019-20 Winthrop	34	931

FREE THROWS	GP	FTM
1985-86 Charleston Southern	30	511
1986-87 Charleston Southern	30	478
1987-88 Radford	30	546
1988-89 UNC Asheville	30	503
1989-90 Winthrop	29	529
1990-91 Radford	29	463
1991-92 Liberty	29	488
1992-93 Towson State	27	538
1993-94 Towson State	30	467
1994-95 UNC Greensboro	29	450
1995-96 UNC Greensboro	30	434
1996-97 Charleston Southern	29	459
1997-98 UNC Asheville	28	469
1998-99 UNC Asheville	29	500
1999-00 UNC Asheville	30	528
2000-01 UNC Asheville	28	488
2001-02 Coastal Carolina	28	493
2002-03 Liberty	29	522
2003-04 Liberty	33	440
2004-05 Winthrop	33	491
2005-06 Radford	29	494
2006-07 VMI	33	537
2007-08 Radford	30	477
2008-09 Radford	33	560
2009-10 UNC Asheville	31	483
2010-11 UNC Asheville	34	576
Coastal Carolina	34	576
2011-12 UNC ASHEVILLE	34	682
2012-13 Liberty	36	562
2013-14 VMI	35	600
2014-15 Coastal Carolina	34	538
2015-16 Winthrop	32	566
2016-17 Campbell	37	541
2017-18 Liberty	37	523
2018-19 Hampton	35	622
2019-20 Hampton	34	574

FREE THROW PERCENTAGE	GP	FTM-A	PCT
1985-86 Radford	28	445-609	73.1
1986-87 Augusta	27	338-479	70.5
1987-88 UNC Asheville	28	417-553	75.4
1988-89 Winthrop	29	433-579	74.8
1989-90 Winthrop	29	529-719	73.5
1990-91 Radford	29	463-680	68.0
1991-92 Charleston Southern	30	390-563	69.2
1992-93 Charleston Southern	27	408-526	77.6
1993-94 Radford	28	466-643	72.5
1994-95 Towson State	27	377-503	75.0
1995-96 Radford	27	340-463	73.4
1996-97 Radford	28	367-516	71.1
1997-98 UMBC	28	420-589	71.3
1998-99 UNC Asheville	29	500-697	71.7
1999-00 UNC Asheville	30	528-701	75.3
2000-01 Coastal Carolina	28	425-604	70.4
2001-02 High Point	30	425-600	70.8
2002-03 UNC Asheville	32	506-665	76.1
2003-04 Coastal Carolina	29	383-541	70.8
2004-05 Birmingham-Southern	30	479-664	72.1
2005-06 Coastal Carolina	30	381-512	74.4
2006-07 Liberty	31	421-598	70.4
2007-08 Liberty	32	380-518	73.4
2008-09 VMI	32	546-742	73.6
2009-10 Liberty	31	468-669	70.0
2010-11 Charleston Southern	32	456-604	75.5
2011-12 UNC Asheville	34	682-893	76.4
2012-13 Presbyterian	32	317-421	75.3
2013-14 UNC Asheville	32	591-793	74.5
2014-15 High Point	33	477-649	73.5
2015-16 High Point	32	518-680	76.2
2016-17 Campbell	37	541-720	75.1
2017-18 LIBERTY	37	523-660	79.2
2018-19 Hampton	35	622-790	78.7
2019-20 Charleston Southern	32	361-487	74.1

MEN'S BASKETBALL ANNUAL LEADERS - TEAM



FIELD GOAL DEFENSE	GP	FGM-A	PCT
1985-86 UNC Asheville	29	754-1701	44.3
1986-87 UNC Asheville	26	658-1498	43.9
1987-88 Winthrop	30	665-1540	43.2
1988-89 Campbell	30	774-1725	44.9
1989-90 Campbell	28	702-1654	42.4
1990-91 Radford	29	740-1826	40.5
1991-92 Liberty	29	717-1743	41.1
1992-93 Liberty	30	759-1788	42.4
1993-94 Liberty	30	762-1882	40.5
1994-95 UNC Greensboro	29	700-1745	40.1
1995-96 Liberty	29	661-1652	40.0
1996-97 Liberty	32	697-1791	38.9
1997-98 UNC Asheville	28	668-1651	40.5
1998-99 Winthrop	29	656-1542	42.5
1999-00 Winthrop	30	660-1677	39.4
2000-01 UNC Asheville	28	662-1667	39.7
2001-02 Radford	31	731-1794	40.7
2002-03 Winthrop	30	671-1655	40.5
2003-04 Birmingham-Southern	27	608-1457	41.7
2004-05 Winthrop	33	660-1656	39.9
2005-06 Winthrop	31	651-1623	40.1
2006-07 Winthrop	34	745-1814	41.1
2007-08 Winthrop	34	684-1726	39.6
2008-09 Radford	33	832-2084	39.9
2009-10 COASTAL CAROLINA	35	767-2008	38.2
2010-11 Coastal Carolina	34	796-2011	39.6
2011-12 Coastal Carolina	31	707-1756	40.3
2012-13 Winthrop	31	642-1593	40.3
2013-14 Coastal Carolina	34	778-1934	40.2
2014-15 Coastal Carolina	34	724-1827	39.6
2015-16 Coastal Carolina	33	780-1980	39.4
2016-17 Winthrop	33	811-1990	40.8
2017-18 Liberty	37	790-1898	41.6
2018-19 Gardner-Webb	35	871-2101	41.5
2019-20 Radford	32	734-1749	42.0

ASSISTS	GP	AST
1985-86 Charleston Southern	30	537
1986-87 Charleston Southern	30	590
1987-88 Charleston Southern	29	462
1988-89 Campbell	30	496
1989-90 Coastal Carolina	29	452
1990-91 Coastal Carolina	32	477
1991-92 Liberty	29	477
1992-93 Liberty	30	514
1993-94 Campbell	29	484
1994-95 UNC Greensboro	29	474
1995-96 Charleston Southern	28	464
1996-97 Liberty	32	496
1997-98 Radford	30	505
1998-99 UNC Asheville	29	480
1999-00 UNC Asheville	30	419
2000-01 Radford	29	391
2001-02 Radford	31	396
2002-03 UNC Asheville	32	430
2003-04 Liberty	33	461
2004-05 Winthrop	33	477
2005-06 Winthrop	31	490
2006-07 VMI	33	681
2007-08 UNC Asheville	33	572
2008-09 VMI	32	581
2009-10 Coastal Carolina	35	541
2010-11 Coastal Carolina	34	521
2011-12 UNC Asheville	34	566
2012-13 VMI	31	465
2013-14 Gardner-Webb	33	498
2014-15 Gardner-Webb	35	565
2015-16 High Point	32	493
2016-17 UNC Asheville	33	512
2017-18 UNC Asheville	34	522
2018-19 Presbyterian	36	565
2019-20 Winthrop	34	542

STEALS	GP	STL
1985-86 Coastal Carolina	27	276
1986-87 Charleston Southern	30	271
1987-88 Charleston Southern	29	272
1988-89 Charleston Southern	28	269
1989-90 UNC Asheville	30	302
1990-91 Coastal Carolina	32	286
1991-92 Coastal Carolina	31	264
1992-93 Towson State	27	267
1993-94 Radford	28	303
1994-95 Towson State	27	284
1995-96 UNC Asheville	28	237
1996-97 UNC Asheville	28	250
1997-98 UNC Asheville	28	240
1998-99 Radford	28	340
1999-00 Liberty	28	376
2000-01 Liberty	28	299
2001-02 Liberty	30	264
2002-03 Charleston Southern	28	277
2003-04 Liberty	33	292
2004-05 High Point	31	290
2005-06 Winthrop	31	298
2006-07 VMI	33	490
2007-08 VMI	29	369
2008-09 VMI	32	453
2009-10 VMI	29	301
2010-11 UNC Asheville	34	310
2011-12 UNC Asheville	34	283
2012-13 Radford	32	274
2013-14 VMI	35	254
2014-15 Longwood	34	270
2015-16 UNC Asheville	34	312
2016-17 UNC Asheville	33	306
2017-18 UNC Asheville	34	252
2018-19 Charleston Southern	34	263
2019-20 UNC Asheville	31	255

3-POINT FIELD GOAL DEFENSE	GP	3FGM-A	PCT
1986-87 UNC Asheville	26	71-220	32.3
1987-88 Charleston Southern	29	103-294	35.0
1988-89 Campbell	30	151-410	36.8
1989-90 Charleston Southern	28	123-347	35.4
1990-91 Radford	29	115-388	29.6
1991-92 Liberty	29	163-493	33.1
1992-93 Liberty	30	154-491	31.4
1993-94 Radford	28	136-410	33.2
1994-95 UNC Greensboro	29	157-505	31.1
1995-96 Radford	27	119-393	30.3
1996-97 Winthrop	27	168-526	31.9
1997-98 UNC Asheville	28	182-525	34.7
1998-99 Radford	28	122-372	32.8
1999-00 Winthrop	30	177-580	30.5
2000-01 Winthrop	31	160-500	32.0
2001-02 Coastal Carolina	28	106-358	29.6
2002-03 Coastal Carolina	28	136-430	31.6
2003-04 Birmingham-Southern	27	166-539	30.8
2004-05 VMI	27	147-470	31.3
2005-06 Winthrop	31	200-632	31.6
2006-07 High Point	32	183-604	30.3
2007-08 Winthrop	34	223-721	30.9
2008-09 High Point	30	230-698	33.0
Presbyterian	29	159-482	33.0
2009-10 COASTAL CAROLINA	35	184-670	27.5
2010-11 Liberty	32	193-607	31.8
2011-12 Gardner-Webb	32	177-553	32.0
2012-13 Liberty	36	212-697	30.4
2013-14 Coastal Carolina	34	264-822	32.1
2014-15 Winthrop	32	198-612	32.4
2015-16 UNC Asheville	34	205-705	29.1
2016-17 Winthrop	33	219-700	31.3
2017-18 Longwood	33	263-805	32.7
2018-19 Gardner-Webb	35	310-951	32.6
2019-20 Campbell	31	170-551	30.9

ASSISTS PER GAME	GP	AST	AVG
1985-86 Armstrong State	27	488	18.07
1986-87 Charleston Southern	30	590	19.67
1987-88 Charleston Southern	29	462	15.93
1988-89 Campbell	30	496	16.53
1989-90 Coastal Carolina	29	452	15.59
1990-91 Coastal Carolina	32	477	14.91
1991-92 Liberty	29	477	16.45
1992-93 Liberty	30	514	17.13
1993-94 Campbell	29	484	16.69
1994-95 UNC Greensboro	29	474	16.34
1995-96 Charleston Southern	28	464	16.57
1996-97 Radford	28	449	16.04
1997-98 Radford	30	505	16.83
1998-99 UNC Asheville	29	480	16.55
1999-00 UNC Asheville	30	419	13.97
2000-01 Coastal Carolina	28	390	13.93
2001-02 UNC Asheville	28	364	13.00
2002-03 UNC Asheville	32	430	13.44
2003-04 Birmingham-Southern	27	426	15.78
2004-05 UNC Asheville	28	423	15.11
2005-06 Winthrop	31	490	15.81
2006-07 VMI	33	681	20.64
2007-08 VMI	29	518	17.86
2008-09 VMI	32	581	18.16
2009-10 UNC Asheville	31	507	16.35
2010-11 Coastal Carolina	34	521	15.32
2011-12 UNC Asheville	34	566	16.65
2012-13 VMI	31	465	15.00
2013-14 Gardner-Webb	33	498	15.09
2014-15 Gardner-Webb	35	565	16.14
2015-16 High Point	32	493	15.41
2016-17 UNC Asheville	33	512	15.52
2017-18 UNC Asheville	34	522	15.35
2018-19 Presbyterian	36	565	15.69
2019-20 Winthrop	34	542	15.94

STEALS PER GAME	GP	STL	AVG
1985-86 Coastal Carolina	27	276	10.22
1986-87 Charleston Southern	30	271	9.03
1987-88 Charleston Southern	29	272	9.38
1988-89 Charleston Southern	28	269	9.61
1989-90 UNC Asheville	30	302	10.07
1990-91 Coastal Carolina	32	286	8.94
1991-92 Radford	29	263	9.07
1992-93 Towson State	27	267	9.89
1993-94 Charleston Southern	27	293	10.85
1994-95 Towson State	27	284	10.52
1995-96 UNC Asheville	28	237	8.46
1996-97 UNC Asheville	28	250	8.93
1997-98 Coastal Carolina	27	237	8.78
1998-99 Radford	28	340	12.14
1999-00 Liberty	28	376	13.43
2000-01 Liberty	28	299	10.68
2001-02 Elon	29	260	8.97
2002-03 Charleston Southern	28	277	9.89
2003-04 High Point	30	268	8.93
2004-05 High Point	31	290	9.35
2005-06 Winthrop	31	298	9.61
2006-07 VMI	33	490	14.85
2007-08 VMI	29	369	12.72
2008-09 VMI	32	453	14.16
2009-10 VMI	29	301	10.38
2010-11 UNC Asheville	34	310	9.12
2011-12 UNC Asheville	34	283	8.32
2012-13 Coastal Carolina	29	250	8.62
2013-14 Gardner-Webb	33	252	7.64
2014-15 Longwood	34	270	7.94
2015-16 UNC Asheville	34	312	9.18
2016-17 UNC Asheville	33	306	9.27
2017-18 UNC Asheville	34	252	7.41
2018-19 Charleston Southern	34	263	7.74
2019-20 UNC Asheville	31	255	8.23



MEN'S BASKETBALL ANNUAL LEADERS - TEAM

BLOCKED SHOTS

	GP	BLK
1985-86 Armstrong State	27	141
1986-87 Campbell	30	111
1987-88 Campbell	27	89
1988-89 UNC Asheville	30	105
1989-90 Augusta	28	159
1990-91 Augusta	30	151
1991-92 Liberty	29	102
1992-93 Radford	31	124
1993-94 UNC Greensboro	27	137
1994-95 UMBC	27	150
1995-96 Liberty	29	155
1996-97 Liberty	32	163
1997-98 UNC Asheville	28	165
1998-99 Charleston Southern	28	97
1999-00 Radford	28	117
2000-01 Radford	29	136
2001-02 Radford	31	160
2002-03 Winthrop	30	155
2003-04 UNC Asheville	29	138
2004-05 Winthrop	33	125
2005-06 Radford	29	133
2006-07 UNC Asheville	31	142
2007-08 UNC Asheville	33	196
2008-09 Radford	33	154
2009-10 UNC Asheville	31	178
2010-11 Coastal Carolina	34	153
2011-12 Campbell	32	167
2012-13 UNC Asheville	32	169
2013-14 VMI	35	218
2014-15 Radford	34	150
2015-16 Winthrop	32	174
2016-17 Winthrop	33	169
2017-18 Winthrop	31	144
2018-19 Hampton	35	121
2019-20 Gardner-Webb	32	150

BLOCKED SHOTS PER GAME

	GP	BLK	AVG
1985-86 Armstrong State	27	141	5.22
1986-87 Campbell	30	111	3.70
1987-88 Campbell	27	89	3.30
1988-89 UNC Asheville	30	105	3.50
1989-90 Augusta	28	159	5.68
1990-91 Augusta	30	151	5.03
1991-92 Liberty	29	102	3.52
1992-93 Radford	31	124	4.00
1993-94 UNC Greensboro	27	137	5.07
1994-95 UMBC	27	150	5.56
1995-96 Liberty	29	155	5.34
1996-97 Liberty	32	163	5.09
1997-98 UNC Asheville	28	165	5.89
1998-99 Charleston Southern	28	97	3.46
1999-00 Radford	28	117	4.18
2000-01 Radford	29	136	4.69
2001-02 Radford	31	160	5.16
2002-03 Winthrop	30	155	5.17
2003-04 UNC Asheville	29	138	4.76
2004-05 UNC Asheville	28	120	4.29
2005-06 Radford	29	133	4.59
2006-07 UNC Asheville	31	142	4.58
2007-08 UNC Asheville	33	196	5.94
2008-09 Radford	33	154	4.67
2009-10 UNC Asheville	31	178	5.74
2010-11 VMI	31	141	4.55
2011-12 Campbell	32	167	5.22
2012-13 UNC Asheville	32	169	5.28
2013-14 VMI	35	218	6.23
2014-15 UNC Asheville	31	144	4.65
2015-16 Winthrop	32	174	5.44
2016-17 Winthrop	33	169	5.12
2017-18 Winthrop	31	144	4.65
2018-19 Hampton	35	121	3.46
2019-20 Gardner-Webb	32	150	4.69

OVERALL WINS

	GP	WINS
1985-86 Charleston Southern	30	21
1986-87 Charleston Southern	30	21
1987-88 Coastal Carolina	28	17
Charleston Southern	29	17
Winthrop	30	17
1988-89 Campbell	30	18
1989-90 Coastal Carolina	29	23
1990-91 Coastal Carolina	32	24
1991-92 Liberty	29	22
1992-93 Towson State	27	18
1993-94 Towson State	30	21
1994-95 UNC Greensboro	29	23
1995-96 UNC Greensboro	30	20
1996-97 Liberty	32	23
1997-98 Radford	30	20
1998-99 Winthrop	29	21
1999-00 Winthrop	30	21
2000-01 Radford	29	19
2001-02 Winthrop	31	19
2002-03 Winthrop	30	20
2003-04 Birmingham-Southern	27	20
2004-05 Winthrop	33	27
2005-06 Winthrop	31	23
2006-07 WINTHROP	34	29
2007-08 UNC Asheville	33	23
2008-09 VMI	32	24
2009-10 Coastal Carolina	35	28
2010-11 Coastal Carolina	34	28
2011-12 UNC Asheville	34	24
2012-13 Gardner-Webb	34	21
2013-14 VMI	35	22
Radford	35	22
2014-15 Coastal Carolina	34	24
2015-16 Winthrop	32	23
2016-17 Winthrop	33	26
2017-18 Radford	36	23
2018-19 Gardner-Webb	35	23
2019-20 Winthrop	34	24



MBB NCAA STATISTICAL CHAMPIONS

INDIVIDUAL

Year	Category	Player, school	Total
1987	Steal Average	Tony Fairley, Charleston Southern	4.07
1992	3FG Per Game	Doug Day, Radford	4.03
2000	Steal Average	Carl Williams, Liberty	3.82
2007	Scoring Average	Reggie Williams, VMI	28.1
	Steals Per Game	Travis Holmes, VMI	3.4
2008	Scoring Average	Reggie Williams, VMI	27.8
	Field Goal Percentage	Kenny George, UNC Asheville	69.6
2009	Steals Per Game	Chavis Holmes, VMI	3.4
2010	Rebounds Per Game	Art Parakhouski, Radford	13.4
	Double Doubles	Art Parakhouski, Radford	26
2012	3FG Percentage	Nick Barbour, High Point	48.4
	Triple Doubles	Jesse Sanders, Liberty	1
2015	Free Throw Attempts	Jerome Hill, Gardner-Webb	344
2019	Scoring Average	Chris Clemons, Campbell	30.1
	Total Points	Chris Clemons, Campbell	993
	3FG Attempts	Chris Clemons, Campbell	389
2020	Field Goals Made	Ben Stanley, Hampton	295

TEAM

Year	Category	School	Total
1991	Most Improved	Radford	15.0
1992	Most Improved	Liberty	16.5
2000	Steals Average	Liberty	13.4
2004	3FG Percentage	Birmingham-Southern	43.0
2007	Scoring Offense	VMI	100.9
	3FG Per Game	VMI	13.4
	Assists Per Game	VMI	20.6
	Steals Per Game	VMI	14.8
2008	Scoring Offense	VMI	91.3
	3FG Per Game	VMI	11.6
	Steals Per Game	VMI	12.7
	Personal Fouls Per Game	UNC Asheville	14.1
2009	Scoring Offense	VMI	93.8
	3FG Per Game	VMI	13.7
	Steals Per Game	VMI	14.2
	Turnover Margin	VMI	+9.5
2010	Scoring Offense	VMI	88.6
	3FG Per Game	VMI	11.6
	3FG Defense	Coastal Carolina	27.5
2011	Scoring Offense	VMI	87.9
	3FG Per Game	VMI	11.3
2014	Scoring Offense	VMI	88.3
	3FG Attempts	VMI	962
2019	3FG Per Game	Winthrop	12.4
2020	Free Throw Attempts	Hampton	821
	Total Rebounds	Winthrop	1,388

MEN'S BASKETBALL COACHING HISTORY



COACH	SCHOOL	YEARS (SEASONS)	BIG SOUTH	PCT	OVERALL	PCT	TOURNAMENT	PCT
Eddie Biedenbach	UNC Asheville	1996-13 (17)	154-102	.602	256-258	.498	20-14	.588
Ron Bradley	Radford	1991-02 (11)	109-47	.699	193-124	.609	11-10	.524
Gregg Marshall	Winthrop	1998-07 (9)	104-24	.813	194-83	.700	19-2	.905
Cliff Ellis	Coastal Carolina	2007-16 (9)	98-56	.636	179-110	.619	10-7	.588
PAT KELSEY	Winthrop	2012-present (8)	93-45	.674	163-93	.637	15-6	.714
Scott Cherry	High Point	2009-18 (9)	93-65	.589	146-134	.521	3-9	.250
MIKE JONES	Radford	2011-present (9)	87-69	.558	159-138	.535	8-8	.500
BARCLAY RADEBAUGH ***	Charleston Southern	2005-present (15)	81-142	.363	156-256	.379	7-14	.333
Russ Bergman	Coastal Carolina	1985-94 (9)	75-39	.658	149-112 *	.571	8-6	.571
TIM CRAFT	Gardner-Webb	2013-present (7)	71-51	.582	127-106	.545	10-6	.625
Dugger Baucom	VMI	2005-14 (9)	68-80	.459	140-140	.500	10-8	.556
Randy Peele	UNC Greensboro / Winthrop	1995-97, 2007-12 (7)	65-49	.570	107-112	.489	10-4	.714
Billy Lee	Campbell	1985-94 (9)	63-57	.525	129-128	.502	9-8	.643
Gary Edwards	Charleston Southern	1987-96 (9)	62-66	.484	115-139	.453	7-8	.467
Nick McDevitt	UNC Asheville	2013-18 (5)	60-28	.682	98-66	.598	6-4	.600
Jeff Meyer	Liberty	1991-97 (6)	58-34	.630	108-70	.607	9-5	.643
Ritchie McKay	Liberty	2007-09 / 2015-18 (5)	52-34	.605	95-76	.556	4-5	.444
KEVIN MCGEEHAN	Campbell	2013-present (7)	50-72	.410	106-123	.463	4-7	.364
Bart Lundy	High Point	2003-09 (6)	48-46	.511	96-87	.525	6-6	.500
Randy Dunton	Liberty	1997-98, 2002-07 (6)	47-41	.534	77-102	.430	5-5	.500
Dale Layer	Liberty	2009-15 (6)	45-59	.433	82-113	.421	4-5	.444
Gregg Nibert	Presbyterian College	2008-17 (9)	44-114	.278	84-193	.303	1-5	.167
Pete Strickland	Coastal Carolina	1998-05 (7)	42-56	.429	70-127	.355	1-7	.125
Terry Truax	Towson State	1992-95 (3)	35-15	.700	51-33	.607	1-3	.250
Brad Greenberg	Radford	2007-11 (4)	33-33 **	.500	51-68 **	.429	4-2	.667
Jim Platt	Charleston Southern	2000-05 (5)	32-42	.432	55-89	.382	3-5	.375
Byron Samuels	Radford	2002-07 (5)	32-44	.421	58-87	.400	2-5	.286
Duane Reboul ^	Birmingham-Southern	2003-06 (3)	31-17	.646	55-30	.647	1-2	.333
Steve Vacendak	Winthrop	1986-92 (6)	30-48	.385	74-98	.430	5-5	.500
Dan Kenney	Winthrop	1992-98 (6)	27-63	.300	51-113	.311	2-6	.250
Mark Simons ^	Elon	1999-03 (4)	26-30	.464	47-66	.416	1-2	.333
Mike Dement ^	UNC Greensboro	1993-95 (2)	25-9	.735	38-18	.679	2-1	.667
Don Doucette	UNC Asheville	1988-93 (5)	25-43	.368	55-88	.385	5-4	.556
Chris Holtmann	Gardner-Webb	2010-13 (3)	23-29	.442	44-54	.449	1-3	.250
Earl Hawkins	UMBC	1992-95 (3)	22-28	.440	31-51	.378	1-3	.250
Oliver Purnell	Radford	1988-91 (3)	20-18	.526	44-42	.512	2-3	.400
Buzz Peterson	Coastal Carolina	2005-07 (2)	19-11	.633	35-25	.583	2-2	.500
Randy Wiel	UNC Asheville	1993-96 (3)	19-29	.396	32-50	.390	1-3	.250
Jayson Gee	Longwood	2013-18 (5)	19-69	.216	42-120	.259	4-5	.444
Joe Davis	Radford	1985-88 (3)	18-15	.545	44-45	.494	3-3	.500
Robbie Laing	Campbell	2011-13 (2)	18-16	.529	30-35	.462	1-2	.333
Tommy Gaither	Charleston Southern	1986-87 (2)	17-3	.850	42-18	.700	3-0	1.000
ED JOYNER JR.	Hampton	2018-present (2)	17-17	.500	33-36	.478	3-2	.600
Clint Bryant	Augusta	1988-91 (3)	16-22	.421	27-59	.314	2-3	.400
Tom Conrad	Charleston Southern	1996-00 (4)	16-34	.320	42-72	.368	5-3	.625
Jerry Steele ^	High Point	1999-03 (4)	16-40	.286	37-76	.319	2-2	.500
TUBBY SMITH	High Point	2018-present (2)	15-19	.441	25-38	.397	0-2	.000
Jerry Green	UNC Asheville	1985-88 (3)	14-12	.538	48-35	.578	2-3	.400
GRIFF ALDRICH	Longwood	2018-present (2)	14-20	.412	30-36	.455	0-2	.000
Rick Scruggs	Gardner-Webb	2008-10 (2)	14-22	.389	21-38	.356	0-1	.000
Michael Hopkins	Coastal Carolina	1994-98 (4)	14-42	.250	30-76	.283	0-3	.000
Dustin Kerns	Presbyterian College	2017-19 (2)	13-21	.382	31-37	.456	1-2	.333
Bob McKillop	Davidson	1990-92 (2)	12-16	.429	21-36	.368	1-2	.333
Tom Sullivan	UMBC	1995-98 (3)	11-29	.275	24-58	.293	1-3	.250
Mel Hankinson	Liberty	1998-02 (4)	11-41	.212	36-77	.318	1-4	.200
MIKE MORRELL	UNC Asheville	2018-present (2)	10-24	.294	19-43	.306	1-2	.333
DAVE DICKERSON	USC Upstate	2018-present (2)	8-26	.235	19-46	.292	1-2	.333
QUINTON FERRELL	Presbyterian	2019-present (1)	7-11	.389	10-22	.313	0-1	.000
Neal Cody	Augusta	1986-88 (2)	7-19	.269	16-37	.302	0-2	.000
Bart Bellairs	VMI	2003-05 (2)	7-25	.219	15-40	.273	0-1	.000
Nield Gordon	Winthrop	1985-86 (1)	5-3	.625	20-9	.690	1-1	.500
Martin Vanover	Augusta	1985-86 (1)	4-4	.500	13-17	.433	2-1	.667
Mike Gillian	Longwood	2012-13 (1)	4-12	.250	8-25	.242	1-1	.500
Renny Bryner	Armstrong State	1985-86 (1)	3-4	.429	15-12	.556	0-1	.000
Raleigh Pastrick	Armstrong State	1986-87 (1)	2-6	.250	6-22	.214	0-1	.000

Active Big South coaches in BOLD CAPS

^ - Records listed are based on years as an official Conference opponent only.

* - Victories recorded by Coastal Carolina were forfeited when ineligible players participated during the 1992-93 and 1993-94 seasons.

** - denotes 4 wins (2 Conference wins) vacated as determined by NCAA Committee on Infractions.

*** - denotes 51 wins (31 Conference wins and 3 Tournament wins) vacated as determined by NCAA Committee on Infractions.



MEN'S BASKETBALL COACHING HISTORY

TOP 10 WINNINGEST COACHES (overall wins) <ol style="list-style-type: none"> 256 Eddie Biedenbach, UNC Asheville 194 Gregg Marshall, Winthrop 193 Ron Bradley, Radford 179 Cliff Ellis, Coastal Carolina 163 PAT KELSEY, Winthrop 159 MIKE JONES, Radford 156 BARCLAY RADEBAUGH, Charleston So. 149 Russ Bergman, Coastal Carolina 146 Scott Cherry, High Point 140 Duggar Baucom, VMI 	MOST BIG SOUTH TOURNAMENT TITLES <ol style="list-style-type: none"> 7 Gregg Marshall, Winthrop 3 Randy Peele, UNCG/Winthrop Eddie Biedenbach, UNC Asheville 2 Tommy Gaither, Charleston Southern 2 Russ Bergman, Coastal Carolina 2 Cliff Ellis, Coastal Carolina 2 PAT KELSEY, Winthrop 1 several tied with 	MOST NCAA POSTSEASON BERTHS <ol style="list-style-type: none"> 7 Gregg Marshall, Winthrop 6 Cliff Ellis, Coastal Carolina 4 Eddie Biedenbach, UNC Asheville 4 Scott Cherry, High Point 4 MIKE JONES, Radford 3 Randy Peele, UNC Greensboro/Winthrop 3 Nick McDevitt, UNC Asheville 3 Ritchie McKay, Liberty 3 KEVIN MCGEEHAN, Campbell 3 BARCLAY RADEBAUGH, Charleston So.
MOST NCAA TOURNAMENT BERTHS <ol style="list-style-type: none"> 7 Gregg Marshall, Winthrop 3 Randy Peele, UNCG/Winthrop Eddie Biedenbach, UNC Asheville 2 Russ Bergman, Coastal Carolina 2 Cliff Ellis, Coastal Carolina 2 PAT KELSEY, Winthrop 1 several tied with 	MOST BIG SOUTH CHAMPIONSHIP GAME APPEARANCES <ol style="list-style-type: none"> 7 Gregg Marshall, Winthrop (7-0) 6 Eddie Biedenbach, UNC Asheville (3-3) 5 PAT KELSEY, Winthrop (2-3) Billy Lee, Campbell (1-3) Cliff Ellis, Coastal Carolina (2-2) 3 Russ Bergman, Coastal Carolina (2-1) 3 Jeff Meyer, Liberty (1-2) 3 Ron Bradley, Radford (1-2) 3 Randy Peele, UNCG / Winthrop (3-0) 3 Duggar Baucom, VMI (0-3) 	MOST NCAA POSTSEASON VICTORIES <ol style="list-style-type: none"> 5 Ritchie McKay, Liberty (5 – CIT) 4 KEVIN MCGEEHAN, CU (2 – CIT, 2 – CBI) 3 Duggar Baucom, VMI (3 – CIT) 3 Cliff Ellis, Coastal Carolina (3 – CIT) 3 MIKE JONES, RAD (2 – CBI, 1 – NCAA) 3 EDWARD JOYNER JR., Hampton (3 – CIT) 2 Eddie Biedenbach, Asheville (2 – NCAA) 2 Dustin Kerns, Presbyterian (2 – CIT) 1 four coaches tied with
MOST NCAA TOURNAMENT VICTORIES <ol style="list-style-type: none"> 2 Eddie Biedenbach, UNC Asheville 1 Gregg Marshall, Winthrop 1 MIKE JONES, Radford 	MOST BIG SOUTH COACH OF THE YEAR AWARDS <ol style="list-style-type: none"> 4 Gregg Marshall, Winthrop 3 Russ Bergman, Coastal Carolina Eddie Biedenbach, UNC Asheville 2 Billy Lee, Campbell 2 Terry Truax, Towson State 2 Gary Edwards, Charleston Southern 2 Duane Reboul, Birmingham-Southern 2 BARCLAY RADEBAUGH, Charleston So. 2 MIKE JONES, Radford 	



MBB ALL-TIME STANDINGS (BY WINS)

SCHOOL	BIG SOUTH			OVERALL			REGULAR-SEASON CHAMPIONSHIPS	20-WIN SEASONS
	W	L	PCT	W	L	PCT		
WINTHROP	301	221	.577	579	478	.548	10 (1999-02*-03-05-06-07-08*-16*-17*-20*)	12 (1986-99-00-02-05-06-07-08-14-16-17-20)
RADFORD	299	226	.570	549	504	.521	6 (1992-00-01-09-19*-20*)	10 (1991-92-94-98-09-14-15-18-19-20)
UNC ASHEVILLE	282	238	.542	508	539	.485	7 (1997*-98-02*-08*-12-17*-18)	7 (1986-08-11-12-16-17-18)
Coastal Carolina	248	204	.549	463	450	.507	6 (1988-89-90-91-10-11)	9 (1990-91-93-06-10-11-14-15-16)
Liberty	213	209	.505	398	438	.476	2 (1997*-04)	5 (1992-97-09-17-18)
CHARLESTON SOUTHERN	208	287	.420	410	574	.417	2 (1986-87)	2 (1986-87)
HIGH POINT ^	172	170	.503	304	335	.476	4 (2013*-14-15*-16*)	3 (2007-15-16)
CAMPBELL	131	145	.475	265	286	.481	1 (2019*)	2 (1994-19)
GARDNER-WEBB	108	102	.514	192	198	.492		3 (2013-15-19)
VMI	75	105	.417	155	180	.463		2 (2009-14)
PRESBYTERIAN	64	146	.305	125	252	.332		1 (2019)
UNC Greensboro ^	42	20	.677	68	48	.586	2 (1995-96)	2 (1995-96)
LONGWOOD	37	101	.268	80	181	.307		
Towson State	35	15	.700	51	33	.607	2 (1993-94)	1 (1994)
UMBC	33	57	.367	55	109	.335		
Birmingham-Southern ^	31	17	.646	55	30	.647	1 (2004*)	1 (2004)
Augusta	27	45	.375	56	113	.331		
Elon ^	26	30	.464	47	66	.416		
HAMPTON	17	17	.500	33	36	.478		
Davidson	12	16	.429	21	36	.368		
USC UPSTATE	8	26	.235	19	46	.292		
Armstrong State	6	9	.400	21	34	.382		

^ - Records listed are based on years as Conference opponent only.

* - co-championship

current members in BOLD CAPS

MBB CURRENT MEMBER ANNUAL WON-LOSS RECORDS



CAMPBELL

	Big South				Overall				
YEAR	W	L	PCT	(PL)	W	L	PCT	COACH	
1985-86	3	5	.375	(6)	8	19	.296	Billy Lee	
1986-87	10	4	.714	(2)	17	13	.557	Billy Lee	
1987-88	3	9	.250	(7)	11	16	.407	Billy Lee	
1988-89	8	4	.667	(2)	18	12	.600	Billy Lee	
1989-90	7	5	.583	(T-2)	15	13	.536	Billy Lee	
1990-91	3	11	.214	(8)	9	19	.321	Billy Lee	
1991-92	7	7	.500	(T-3)	19	12	.612	Billy Lee	
1992-93	10	6	.625	(3)	12	15	.444	Billy Lee	
1993-94	12	6	.667	(T-3)	20	9	.689	Billy Lee (129-128)	
2011-12	11	7	.611	(T-3)	17	15	.531	Robbie Laing	
2012-13	7	9	.438	(T-3N)	13	20	.394	Robbie Laing (30-35)	
2013-14	6	10	.375	(4-N)	12	20	.375	Kevin McGeehan	
2014-15	4	14	.222	(10)	10	22	.313	Kevin McGeehan	
2015-16	5	13	.278	(T-8)	12	18	.400	Kevin McGeehan	
2016-17	7	11	.389	(T-7)	19	18	.514	Kevin McGeehan	
2017-18	10	8	.556	(4)	18	16	.529	Kevin McGeehan	
2018-19	12	4	.750	(T-1)	20	13	.606	Kevin McGeehan	
2019-20	6	12	.333	(T-10)	15	16	.484	Kevin McGeehan (106-123)	
TOTALS	131	145	.475		265	286	.481		

CHARLESTON SOUTHERN

	Big South				Overall				
YEAR	W	L	PCT	(PL)	W	L	PCT	COACH	
1985-86	5	1	.833	(1)	21	9	.700	Tommy Gaither	
1986-87	12	2	.857	(1)	21	9	.700	Tommy Gaither (42-18)	
1987-88	8	4	.667	(T-2)	17	12	.586	Gary Edwards	
1988-89	6	6	.500	(T-3)	12	16	.429	Gary Edwards	
1989-90	4	8	.333	(T-6)	9	19	.321	Gary Edwards	
1990-91	4	10	.286	(T-6)	9	19	.321	Gary Edwards	
1991-92	7	7	.500	(T-3)	16	14	.533	Gary Edwards	
1992-93	5	11	.312	(T-7)	9	18	.333	Gary Edwards	
1993-94	7	11	.389	(7)	9	18	.333	Gary Edwards	
1994-95	12	4	.750	(2)	19	10	.655	Gary Edwards	
1995-96	9	5	.643	(T-2)	15	13	.536	Gary Edwards (115-139)	
1996-97	7	7	.500	(4)	17	13	.567	Tom Conrad	
1997-98	2	10	.167	(7)	5	22	.185	Tom Conrad	
1998-99	4	6	.400	(T-4)	12	16	.429	Tom Conrad	
1999-00	3	11	.214	(8)	8	21	.276	Tom Conrad (42-72)	
2000-01	6	8	.429	(T-4)	10	19	.345	Jim Platt	
2001-02	8	6	.571	(4)	12	17	.414	Jim Platt	
2002-03	8	6	.571	(T-2)	14	14	.500	Jim Platt	
2003-04	3	13	.188	(9)	6	22	.214	Jim Platt	
2004-05	7	9	.438	(T-4)	13	17	.433	Jim Platt (55-89)	
2005-06	7	9	.438	(6)	13	16	.448	Barclay Radebaugh	
2006-07	2	12	.143	(8)	8	22	.267	Barclay Radebaugh	
2007-08	4	10	.286	(8)	10	20	.333	Barclay Radebaugh	
2008-09	4	14	.222	(T-9)	9	20	.310	Barclay Radebaugh	
2009-10	7	11	.389	(7)	13	17	.433	Barclay Radebaugh	
2010-11	9	9	.500	(T-5)	16	16	.500	Barclay Radebaugh	
2011-12	11	7	.611	(T-3)	19	12	.613	Barclay Radebaugh	
2012-13 #	0	4	.000	(15)	0	13	.000	Barclay Radebaugh	
2013-14 #	0	10	.000	(55)	0	18	.000	Barclay Radebaugh	
2014-15 #	0	5	.000	(T-1)	0	12	.000	Barclay Radebaugh	
2015-16	5	13	.278	(T-8)	9	21	.300	Barclay Radebaugh	
2016-17	7	11	.389	(T-7)	12	19	.387	Barclay Radebaugh	
2017-18	9	9	.500	(T-5)	15	16	.484	Barclay Radebaugh	
2018-19	9	7	.563	(T-5)	18	16	.529	Barclay Radebaugh	
2019-20	7	11	.389	(T-7)	14	18	.438	Barclay Radebaugh (156-256 *)	
TOTALS	208	287	.420		410	574	.417		

- Denotes 51 wins (31 Conference wins and 3 Tournament wins) vacated as determined by NCAA Committee on Infractions

* - The overall and coach totals have been adjusted

GARDNER-WEBB

	Big South				Overall				
YEAR	W	L	PCT	(PL)	W	L	PCT	COACH	
2008-09	9	9	.500	(T-5)	13	17	.433	Rick Scruggs	
2009-10	5	13	.278	(T-8)	8	21	.276	Rick Scruggs (21-38)	
2010-11	6	12	.333	(9)	11	21	.344	Chris Holtmann	
2011-12	6	12	.333	(10)	12	20	.375	Chris Holtmann	
2012-13	11	5	.688	(25)	21	13	.618	Chris Holtmann (44-54)	
2013-14	10	6	.625	(T-25)	18	15	.545	Tim Craft	
2014-15	10	8	.556	(T-6)	20	15	.571	Tim Craft	
2015-16	10	8	.556	(T-5)	17	16	.515	Tim Craft	
2016-17	11	7	.611	(4)	19	14	.576	Tim Craft	
2017-18	9	9	.500	(T-5)	14	18	.438	Tim Craft	
2018-19	10	6	.625	(T-3)	23	12	.657	Tim Craft	
2019-20	11	7	.611	(3)	16	16	.500	Tim Craft (127-106)	
TOTALS	108	102	.514		192	198	.492		

HAMPTON

	Big South				Overall			
<u>YEAR</u>	<u>W</u>	<u>L</u>	<u>PCT</u>	<u>(PL)</u>	<u>W</u>	<u>L</u>	<u>PCT</u>	<u>COACH</u>
2018-19	9	7	.563	(T-5)	18	17	.514	Edward Joyner Jr.
2019-20	8	10	.444	(T-5)	15	19	.441	Edward Joyner Jr.
TOTALS	17	17	.500		33	36	.478	

HIGH POINT ^

	Big South				Overall				
YEAR	W	L	PCT	(PL)	W	L	PCT	COACH	
1999-00	5	9	.357	(6)	11	17	.393	Jerry Steele	
2000-01	3	11	.214	(8)	8	20	.286	Jerry Steele	
2001-02	5	9	.357	(T-6)	11	19	.367	Jerry Steele	
2002-03	3	11	.214	(8)	7	20	.259	Jerry Steele (37-76)	
2003-04	10	6	.625	(T-3)	19	11	.633	Bart Lundy	
2004-05	7	9	.438	(T-4)	13	18	.419	Bart Lundy	
2005-06	8	8	.500	(5)	16	13	.552	Bart Lundy	
2006-07	11	3	.786	(2)	22	10	.688	Bart Lundy	
2007-08	8	6	.571	(3)	17	14	.548	Bart Lundy	
2008-09	4	14	.222	(T-9)	9	21	.300	Bart Lundy (96-87)	
2009-10	10	8	.556	(T-5)	15	15	.500	Scott Cherry	
2010-11	7	11	.389	(T-7)	12	19	.387	Scott Cherry	
2011-12	8	10	.444	(T-6)	13	18	.419	Scott Cherry	
2012-13	12	4	.750	(1N)	17	14	.548	Scott Cherry	
2013-14	12	4	.750	(1N)	16	15	.516	Scott Cherry	
2014-15	13	5	.722	(T-1)	23	10	.697	Scott Cherry	
2015-16	13	5	.722	(T-1)	21	11	.656	Scott Cherry	
2016-17	9	9	.500	(5)	15	16	.484	Scott Cherry	
2017-18	9	9	.500	(T-5)	14	16	.467	Scott Cherry (146-134)	
2018-19	9	7	.563	(T-5)	16	15	.516	Tubby Smith	
2019-20	6	12	.333	(T-10)	9	23	.281	Tubby Smith (25-38)	
TOTALS	172	170	.503		304	335	.476		

LONGWOOD

	Big South				Overall				
YEAR	W	L	PCT	(PL)	W	L	PCT	COACH	
2012-13	4	12	.250	(6N)	8	25	.242	Mike Gillian (8-25)	
2013-14	3	13	.188	(6N)	8	24	.250	Jayson Gee	
2014-15	5	13	.278	(9)	11	23	.324	Jayson Gee	
2015-16	5	13	.278	(T-8)	10	23	.303	Jayson Gee	
2016-17	3	15	.167	(9)	6	24	.200	Jayson Gee	
2017-18	3	15	.167	(10)	7	26	.212	Jayson Gee (42-120)	
2018-19	5	11	.313	(9)	16	18	.471	Griff Aldrich	
2019-20	9	9	.500	(4)	14	18	.438	Griff Aldrich (30-36)	
TOTALS	37	101	.268		80	181	.307		

PRESBYTERIAN COLLEGE

	Big South				Overall				
YEAR	W	L	PCT	(PL)	W	L	PCT	COACH	
2008-09	9	9	.500	(T-5)	12	17	.414	Gregg Nibert	
2009-10	2	16	.111	(10)	5	26	.161	Gregg Nibert	
2010-11	7	11	.389	(T-7)	13	18	.419	Gregg Nibert	
2011-12	8	10	.444	(T-6)	14	15	.483	Gregg Nibert	
2012-13	4	12	.250	(65)	8	24	.250	Gregg Nibert	
2013-14	2	14	.125	(65)	6	26	.188	Gregg Nibert	
2014-15	6	12	.333	(8)	10	22	.313	Gregg Nibert	
2015-16	5	13	.278	(T-8)	11	20	.355	Gregg Nibert	
2016-17	1	17	.056	(10)	5	25	.167	Gregg Nibert (84-193)	
2017-18	4	14	.222	(9)	11	21	.344	Dustin Kerns	
2018-19	9	7	.563	(T-5)	20	16	.556	Dustin Kerns (31-37)	
2019-20	7	11	.389	(T-7)	10	22	.313	Quinton Ferrell	
TOTALS	64	146	.305		125	252	.332		



MBB CURRENT MEMBER ANNUAL WON-LOSS RECORDS

RADFORD								
Big South					Overall			
YEAR	W	L	PCT	(PL)	W	L	PCT	COACH
1985-86	3	4	.429	(4)	11	17	.393	Joe Davis
1986-87	7	7	.500	(4)	17	14	.548	Joe Davis
1987-88	8	4	.667	(2)	16	14	.533	Joe Davis (44-45)
1988-89	5	7	.417	(5)	15	13	.538	Oliver Purnell
1989-90	3	9	.250	(7)	7	22	.241	Oliver Purnell
1990-91	12	2	.857	(2)	22	7	.759	Oliver Purnell (44-42)
1991-92	12	2	.857	(1)	20	9	.689	Ron Bradley
1992-93	8	8	.500	(5)	16	15	.516	Ron Bradley
1993-94	13	5	.722	(2)	20	8	.714	Ron Bradley
1994-95	9	7	.563	(4)	16	12	.571	Ron Bradley
1995-96	8	6	.571	(5)	14	13	.519	Ron Bradley
1996-97	8	6	.571	(3)	15	13	.536	Ron Bradley
1997-98	10	2	.833	(2)	20	10	.667	Ron Bradley
1998-99	8	2	.800	(2)	20	8	.714	Ron Bradley
1999-00	12	2	.857	(1)	18	10	.643	Ron Bradley
2000-01	12	2	.857	(1)	19	10	.655	Ron Bradley
2001-02	9	5	.643	(3)	15	16	.484	Ron Bradley (193-124)
2002-03	6	8	.429	(6)	10	20	.333	Byron Samuels
2003-04	7	9	.438	(6)	12	16	.429	Byron Samuels
2004-05	7	9	.438	(T-4)	12	16	.429	Byron Samuels
2005-06	9	7	.563	(4)	16	13	.552	Byron Samuels
2006-07	3	11	.214	(7)	8	22	.267	Byron Samuels (58-87)
2007-08	5	9	.357	(7)	10	20	.333	Brad Greenberg
2008-09	15	3	.833	(1)	21	12	.636	Brad Greenberg
2009-10	13	5	.722	(2)	19	12	.613	Brad Greenberg
2010-11 #	0	16	.000	(10)	1	24	.040	Brad Greenberg (51-68 *)
2011-12	2	16	.111	(11)	6	26	.188	Mike Jones
2012-13	7	9	.438	(4N)	13	19	.406	Mike Jones
2013-14	10	6	.625	(3N)	22	13	.629	Mike Jones
2014-15	12	6	.667	(T-3)	22	12	.647	Mike Jones
2015-16	9	9	.500	(7)	16	15	.516	Mike Jones
2016-17	8	10	.444	(6)	14	18	.438	Mike Jones
2017-18	12	6	.667	(T-2)	23	13	.639	Mike Jones
2018-19	12	4	.750	(T-1)	22	11	.667	Mike Jones
2019-20	15	3	.833	(T-1)	21	11	.656	Mike Jones (159-138)
TOTALS	299	226	.570		549	504	.521	

- Denotes 4 wins (2 Conference wins) vacated as determined by NCAA Committee on Infractions

* - The overall and coach totals have been adjusted

UNC ASHEVILLE								
Big South					Overall			
YEAR	W	L	PCT	(PL)	W	L	PCT	COACH
1985-86	4	2	.667	(5)	20	9	.690	Jerry Green
1986-87	5	3	.625	(3)	15	11	.577	Jerry Green
1987-88	5	7	.417	(T-4)	13	15	.464	Jerry Green (48-35)
1988-89	6	6	.500	(T-3)	16	14	.533	Don Doucette
1989-90	7	5	.583	(T-2)	18	12	.600	Don Doucette
1990-91	4	10	.286	(T-6)	8	20	.286	Don Doucette
1991-92	6	8	.429	(T-5)	9	19	.321	Don Doucette
1992-93	2	14	.125	(9)	4	23	.148	Don Doucette (55-88)
1993-94	3	15	.167	(T-9)	3	24	.111	Randy Wiel
1994-95	7	9	.438	(T-5)	11	16	.407	Randy Wiel
1995-96	9	5	.643	(T-2)	18	10	.643	Randy Wiel (32-50)
1996-97	11	3	.786	(T-1)	18	10	.643	Eddie Biedenbach
1997-98	11	1	.917	(1)	19	9	.679	Eddie Biedenbach
1998-99	5	5	.500	(3)	11	18	.379	Eddie Biedenbach
1999-00	7	7	.500	(T-3)	11	18	.379	Eddie Biedenbach
2000-01	9	5	.643	(3)	15	13	.536	Eddie Biedenbach
2001-02	10	4	.714	(T-1)	13	15	.464	Eddie Biedenbach
2002-03	7	7	.500	(5)	15	17	.469	Eddie Biedenbach
2003-04	6	10	.375	(7)	9	20	.310	Eddie Biedenbach
2004-05	8	8	.500	(3)	11	17	.393	Eddie Biedenbach
2005-06	6	10	.375	(7)	9	19	.321	Eddie Biedenbach
2006-07	6	8	.429	(5)	12	19	.387	Eddie Biedenbach
2007-08	10	4	.714	(T-1)	23	10	.697	Eddie Biedenbach
2008-09	10	8	.556	(4)	15	16	.484	Eddie Biedenbach
2009-10	11	7	.611	(4)	15	16	.484	Eddie Biedenbach
2010-11	11	7	.611	(3)	20	14	.588	Eddie Biedenbach
2011-12	16	2	.889	(1)	24	10	.706	Eddie Biedenbach
2012-13	10	6	.625	(3S)	16	16	.500	Eddie Biedenbach (256-258)
2013-14	10	6	.625	(T-2S)	17	15	.531	Nick McDewitt
2014-15	10	8	.556	(T-6)	15	16	.484	Nick McDewitt
2015-16	12	6	.667	(T-3)	22	12	.647	Nick McDewitt
2016-17	15	3	.833	(T-1)	23	10	.697	Nick McDewitt
2017-18	13	5	.722	(1)	21	13	.618	Nick McDewitt (98-66)
2018-19	2	14	.125	(10)	4	27	.129	Mike Morrell
2019-20	8	10	.444	(T-5)	15	16	.484	Mike Morrell (19-43)
TOTALS	282	238	.542		508	539	.485	

USC UPSTATE								
Big South					Overall			
YEAR	W	L	PCT	(PL)	W	L	PCT	COACH
2018-19	1	15	.063	(11)	6	26	.188	Dave Dickerson
2019-20	7	11	.389	(T-7)	13	20	.394	Dave Dickerson
TOTALS	8	26	.235		19	46	.292	

WINTHROP								
Big South					Overall			
YEAR	W	L	PCT	(PL)	W	L	PCT	COACH
1985-86	5	3	.625	(2)	20	9	.690	Nield Gordon (20-9)
1986-87	1	7	.125	(T-4)	8	20	.286	Steve Vacendak
1987-88	5	7	.417	(T-4)	17	13	.567	Steve Vacendak
1988-89	5	7	.417	(T-5)	16	13	.552	Steve Vacendak
1989-90	6	6	.500	(4)	19	10	.655	Steve Vacendak
1990-91	5	9	.357	(5)	8	20	.286	Steve Vacendak
1991-92	2	12	.142	(8)	6	22	.214	Steve Vacendak (74-98)
1992-93	5	11	.312	(T-7)	14	16	.467	Dan Kenney
1993-94	3	15	.167	(T-9)	4	23	.148	Dan Kenney
1994-95	4	12	.250	(8)	7	20	.259	Dan Kenney
1995-96	6	8	.429	(6)	7	19	.269	Dan Kenney
1996-97	5	9	.357	(7)	12	15	.444	Dan Kenney
1997-98	4	8	.333	(T-5)	7	20	.259	Dan Kenney (51-113)
1998-99	9	1	.900	(1)	21	8	.724	Gregg Marshall
1999-00	11	3	.786	(2)	21	9	.700	Gregg Marshall
2000-01	11	3	.786	(2)	18	13	.581	Gregg Marshall
2001-02	10	4	.714	(T-1)	19	12	.613	Gregg Marshall
2002-03	11	3	.786	(1)	20	10	.667	Gregg Marshall
2003-04	10	6	.625	(4)	16	12	.571	Gregg Marshall
2004-05	15	1	.938	(1)	27	6	.818	Gregg Marshall
2005-06	13	3	.813	(1)	23	8	.742	Gregg Marshall
2006-07	14	0	1.000	(1)	29	5	.853	Gregg Marshall (194-83)
2007-08	10	4	.714	(T-1)	22	12	.647	Randy Peele
2008-09	9	9	.500	(T-5)	11	19	.367	Randy Peele
2009-10	12	6	.667	(3)	19	14	.576	Randy Peele
2010-11	9	9	.500	(T-5)	13	17	.433	Randy Peele
2011-12	8	10	.444	(T-6)	12	20	.375	Randy Peele (77-82)
2012-13	6	10	.375	(5S)	14	17	.452	Pat Kelsey
2013-14	10	6	.625	(T-2S)	20	13	.606	Pat Kelsey
2014-15	12	6	.667	(T-3)	19	13	.594	Pat Kelsey
2015-16	13	5	.722	(T-1)	23	9	.719	Pat Kelsey
2016-17	15	3	.833	(T-1)	26	7	.788	Pat Kelsey
2017-18	12	6	.667	(T-2)	19	12	.613	Pat Kelsey
2018-19	10	6	.625	(T-3)	18	12	.600	Pat Kelsey
2019-20	15	3	.833	(T-1)	24	10	.706	Pat Kelsey (163-93)
TOTALS	301	221	.577		579	478	.548	

^ - Records listed are based on years as Conference opponent only

MBB FORMER MEMBER ANNUAL WON-LOSS RECORDS



ARMSTRONG STATE

YEAR	Big South				Overall			COACH
	W	L	PCT	(PL)	W	L	PCT	
1985-86	4	3	.571	(7)	15	12	.556	Renny Bryner (15-12)
1986-87	2	6	.333	(7)	6	22	.214	Raleigh Pastrick (6-22)
TOTALS	6	9	.400		21	34	.382	

AUGUSTA

YEAR	Big South				Overall			COACH
	W	L	PCT	(PL)	W	L	PCT	
1985-86	4	4	.500	(3)	13	17	.433	Martin Vanover (13-17)
1986-87	3	11	.214	(8)	8	19	.296	Neal Cody
1987-88	4	8	.333	(6)	8	18	.308	Neal Cody (16-37)
1988-89	3	9	.250	(7)	5	23	.179	Clint Bryant
1989-90	4	8	.333	(5)	8	20	.286	Clint Bryant
1990-91	9	5	.643	(3)	14	16	.467	Clint Bryant (27-59)
TOTALS	27	45	.375		56	113	.331	

BIRMINGHAM-SOUTHERN ^

YEAR	Big South				Overall			COACH
	W	L	PCT	(PL)	W	L	PCT	
2003-04	12	4	.750	(T-1)	20	7	.741	Duane Reboul
2004-05	7	9	.438	(T-4)	16	14	.533	Duane Reboul
2005-06	12	4	.750	(T-2)	19	9	.679	Duane Reboul
TOTALS	31	17	.646		55	30	.647	

COASTAL CAROLINA

YEAR	Big South				Overall			COACH
	W	L	PCT	(PL)	W	L	PCT	
1985-86	1	7	.125	(8)	10	17	.370	Russ Bergman
1986-87	4	4	.500	(6)	12	16	.429	Russ Bergman
1987-88	9	3	.750	(1)	17	11	.607	Russ Bergman
1988-89	9	3	.750	(1)	14	14	.500	Russ Bergman
1989-90	11	1	.917	(1)	23	6	.793	Russ Bergman
1990-91	13	1	.929	(1)	24	8	.750	Russ Bergman
1991-92	6	8	.429	(T-5)	12	19	.387	Russ Bergman
1992-93 #	12	4	.750	(2)	22	10	.687	Russ Bergman
1993-94 #	10	8	.556	(6)	15	11	.576	Russ Bergman (149-112 *)
1994-95	3	13	.188	(9)	6	20	.231	Michael Hopkins
1995-96	1	13	.071	(8)	5	21	.192	Michael Hopkins
1996-97	6	8	.429	(T-5)	11	16	.407	Michael Hopkins
1997-98	4	8	.333	(T-5)	8	19	.296	Michael Hopkins (30-76)
1998-99	4	6	.400	(T-4)	7	20	.259	Pete Strickland
1999-00	7	7	.500	(T-3)	10	18	.357	Pete Strickland
2000-01	6	8	.429	(T-4)	8	20	.286	Pete Strickland
2001-02	5	9	.357	(T-6)	8	20	.286	Pete Strickland
2002-03	5	9	.357	(7)	13	15	.464	Pete Strickland
2003-04	8	8	.500	(5)	14	15	.483	Pete Strickland
2004-05	7	9	.438	(T-4)	10	19	.345	Pete Strickland (70-127)
2005-06	12	4	.750	(T-2)	20	10	.667	Buzz Peterson
2006-07	7	7	.500	(4)	15	15	.500	Buzz Peterson (35-25)
2007-08	6	8	.429	(T-5)	13	15	.464	Cliff Ellis
2008-09	5	13	.278	(8)	11	20	.355	Cliff Ellis
2009-10	15	3	.833	(1)	28	7	.800	Cliff Ellis
2010-11	16	2	.889	(1)	28	6	.824	Cliff Ellis
2011-12	12	6	.667	(2)	19	12	.613	Cliff Ellis
2012-13	9	7	.563	(4S)	14	15	.483	Cliff Ellis
2013-14	11	5	.688	(1S)	21	13	.618	Cliff Ellis
2014-15	12	6	.667	(T-3)	24	10	.706	Cliff Ellis
2015-16	12	6	.667	(T-3)	21	12	.636	Cliff Ellis (179-110)
TOTALS	248	204	.549		463	450	.507	

-Wins during 1992-93 and 1993-94 were later forfeited when ineligible players participated

DAVIDSON

YEAR	Big South				Overall			COACH
	W	L	PCT	(PL)	W	L	PCT	
1990-91	6	8	.429	(4)	10	19	.345	Bob McKillop
1991-92	6	8	.429	(T-5)	11	17	.392	Bob McKillop
TOTALS	12	16	.429		21	36	.368	

ELON ^

YEAR	Big South				Overall			COACH
	W	L	PCT	(PL)	W	L	PCT	
1999-00	7	7	.500	(T-3)	13	15	.464	Mark Simons
2000-01	4	10	.286	(7)	9	20	.310	Mark Simons
2001-02	7	7	.500	(5)	13	16	.448	Mark Simons
2002-03	8	6	.571	(T-2)	12	15	.444	Mark Simons
TOTALS	26	30	.464		47	66	.416	

LIBERTY

YEAR	Big South				Overall			COACH
	W	L	PCT	(PL)	W	L	PCT	
1991-92	10	4	.714	(2)	22	7	.758	Jeff Meyer
1992-93	9	7	.562	(4)	16	14	.533	Jeff Meyer
1993-94	12	6	.667	(T-3)	18	12	.600	Jeff Meyer
1994-95	7	9	.438	(T-5)	12	16	.429	Jeff Meyer
1995-96	9	5	.643	(T-2)	17	12	.586	Jeff Meyer
1996-97	11	3	.786	(T-1)	23	9	.719	Jeff Meyer (108-70)
1997-98	5	7	.417	(4)	11	17	.393	Randy Dunton
1998-99	0	10	.000	(6)	4	23	.148	Mel Hankinson
1999-00	4	10	.286	(7)	14	14	.500	Mel Hankinson
2000-01	5	9	.357	(6)	13	15	.464	Mel Hankinson
2001-02	2	12	.143	(8)	5	25	.167	Mel Hankinson (36-77)
2002-03	8	6	.571	(T-2)	14	15	.483	Randy Dunton
2003-04	12	4	.750	(T-1)	18	15	.545	Randy Dunton
2004-05	11	5	.688	(2)	13	15	.464	Randy Dunton
2005-06	3	13	.188	(8)	7	23	.233	Randy Dunton
2006-07	8	6	.571	(3)	14	17	.452	Randy Dunton (77-102)
2007-08	7	7	.500	(4)	16	16	.500	Ritchie McKay
2008-09	12	6	.667	(3)	23	12	.657	Ritchie McKay
2009-10	10	8	.556	(T-5)	15	16	.484	Dale Layer
2010-11	13	5	.722	(2)	19	13	.594	Dale Layer
2011-12	9	9	.500	(5)	14	18	.438	Dale Layer
2012-13	6	10	.375	(5N)	15	21	.417	Dale Layer
2013-14	5	11	.313	(5N)	11	21	.344	Dale Layer
2014-15	2	16	.111	(11)	8	24	.250	Dale Layer (82-113)
2015-16	10	8	.556	(T-5)	13	19	.406	Ritchie McKay
2016-17	14	4	.778	(3)	21	14	.600	Ritchie McKay
2017-18	9	9	.500	(T-5)	22	15	.595	Ritchie McKay (95-76)
TOTALS	213	209	.505		398	438	.476	

TOWSON STATE

YEAR	Big South				Overall			COACH
	W	L	PCT	(PL)	W	L	PCT	
1992-93	14	2	.875	(1)	18	9	.667	Terry Truax
1993-94	15	3	.833	(1)	21	9	.700	Terry Truax
1994-95	6	10	.375	(7)	12	15	.444	Terry Truax
TOTALS	35	15	.700		51	33	.607	

UMBC

YEAR	Big South				Overall			COACH
	W	L	PCT	(PL)	W	L	PCT	
1992-93	7	9	.437	(6)	12	16	.428	Earl Hawkins
1993-94	5	13	.278	(8)	6	21	.222	Earl Hawkins
1994-95	10	6	.625	(3)	13	14	.481	Earl Hawkins (31-51)
1995-96	3	11	.214	(7)	5	22	.185	Tom Sullivan
1996-97	2	12	.143	(8)	5	22	.185	Tom Sullivan
1997-98	6	6	.500	(3)	14	14	.500	Tom Sullivan (24-58)
TOTALS	33	57	.367		55	109	.335	

UNC GREENSBORO ^

YEAR	Big South				Overall			COACH
	W	L	PCT	(PL)	W	L	PCT	
1993-94	11	7	.611	(5)	15	12	.556	Mike Dement
1994-95	14	2	.875	(1)	23	6	.793	Mike Dement (38-18)
1995-96	11	3	.786	(1)	20	10	.667	Randy Peele
1996-97	6	8	.429	(T-5)	10	20	.333	Randy Peele (30-30)
TOTALS	42	20	.677		68	48	.586	

VMI

YEAR	Big South				Overall			COACH
	W	L	PCT	(PL)	W	L	PCT	
2003-04	4	12	.250	(8)	6	22	.214	Bart Bellairs
2004-05	3	13	.188	(9)	9	18	.333	Bart Bellairs (15-40)
2005-06	2	14	.125	(9)	7	20	.259	Duggar Baucom
2006-07	5	9	.357	(6)	14	19	.424	Duggar Baucom
2007-08	6	8	.429	(T-5)	14	15	.483	Duggar Baucom
2008-09	13	5	.722	(2)	24	8	.750	Duggar Baucom
2009-10	5	13	.278	(T-8)	10	19	.345	Duggar Baucom
2010-11	10	8	.556	(4)	18	13	.581	Duggar Baucom
2011-12	8	10	.444	(T-6)	17	16	.515	Duggar Baucom
2012-13	8	8	.500	(2N)	14	17	.452	Duggar Baucom
2013-14	11	5	.688	(2N)	22	13	.629	Duggar Baucom (140-140)
TOTALS	75	105	.417		155	180	.463	

^ - Records listed are based on years as Conference opponent only

1986

March 3-5

Savannah Civic Center - Savannah, Ga.

Quarterfinals

(2) Winthrop 76 (7) Armstrong State 72 (OT)
(3) Augusta 67 (6) Campbell 55
(5) UNC Asheville 64 (4) Radford 62
(1) Charleston Southern 71 (8) Coastal Carolina 70

Semifinals

(3) Augusta 87 (2) Winthrop 79
(1) Charleston Southern 65 (5) UNC Asheville 64 (OT)

Championship

(1) Charleston Southern 68 (3) Augusta 60

ALL-TOURNAMENT TEAM

Ben Hinson (MVP)	Jr.	G	Charleston Southern
Bernard Innocent	Sr.	F	Charleston Southern
Eric Rogers	Sr.	G	Augusta
Eric Juratic	Jr.	C	Augusta
Byron Samuels	Sr.	F	UNC Asheville
Allen Washington	Sr.	F	Winthrop

1987

Feb. 26-28

Savannah Civic Center - Savannah, Ga.

Quarterfinals

(1) Charleston Southern 78 (8) Augusta 59
(2) Campbell 92 (7) Armstrong State 86
(4) Radford 71 (5) Winthrop 69
(3) UNC Asheville 73 (6) Coastal Carolina 68

Semifinals

(1) Charleston Southern 91 (4) Radford 70
(2) Campbell 79 (3) UNC Asheville 76

Championship

(1) Charleston Southern 64 (2) Campbell 63

ALL-TOURNAMENT TEAM

Ben Hinson (MVP)	Sr.	G	Charleston Southern
Heder Ambrose	So.	F	Charleston Southern
Oliver Johnson	Jr.	F	Charleston Southern
Clarence Grier	Sr.	F	Campbell
Henry Wilson	So.	C	Campbell
Van Wilkins	Sr.	G	UNC Asheville

1988

March 3-5

Winthrop Coliseum - Rock Hill, S.C.

Quarterfinals

(3) Radford 96 (6) Augusta 82
(2) Charleston Southern 69 (7) Campbell 61
(4) Winthrop 63 (5) UNC Asheville 58

Semifinals

(3) Radford 91 (2) Charleston Southern 82 (OT)
(4) Winthrop 75 (1) Coastal Carolina 40

Championship

(4) Winthrop 71 (3) Radford 56

ALL-TOURNAMENT TEAM

John Weiss (MVP)	Sr.	G	Winthrop
Shaun Wise	So.	G	Winthrop
Greg Washington	Jr.	F	Winthrop
Aswan Wainwright	Jr.	F	Radford
Oliver Johnson	Sr.	F	Charleston Southern
Heder Ambrose	Jr.	C	Charleston Southern

1989

March 2-4

Winthrop Coliseum - Rock Hill, S.C.

Quarterfinals

(2) Campbell 90 (7) Augusta 84
(4) UNC Asheville 62 (5) Radford 58
(6) Winthrop 81 (3) Charleston Southern 68

Semifinals

(4) UNC Asheville 88 (1) Coastal Carolina 76
(2) Campbell 78 (6) Winthrop 55

Championship

(4) UNC Asheville 93 (2) Campbell 78

ALL-TOURNAMENT TEAM

Milton Moore (MVP)	Jr.	F	UNC Asheville
Harvey Shropshire	Jr.	F	UNC Asheville
Brent Keck	So.	C	UNC Asheville
Mark Mocnik	Fr.	G	Campbell
Henry Wilson	Sr.	F	Campbell
Greg Washington	Sr.	F	Winthrop

1990

March 1-3

Winthrop Coliseum - Rock Hill, S.C.

Quarterfinals

(7) Radford 68 (2) Campbell 44
(3) UNC Asheville 79 (6) Augusta 73
(4) Winthrop 61 (5) Charleston Southern 53

Semifinals

(1) Coastal Carolina 62 (4) Winthrop 49
(3) UNC Asheville 78 (7) Radford 72

Championship

(1) Coastal Carolina 76 (3) UNC Asheville 73

ALL-TOURNAMENT TEAM

Milton Moore (MVP)	Sr.	F	UNC Asheville
Robert Dowdell	Jr.	G	Coastal Carolina
Eddie Lesaine	So.	F	Coastal Carolina
Tony Dunkin	Fr.	F	Coastal Carolina
George Henson	So.	G	Winthrop

1991

Feb. 28-March 2

Civic Center of Anderson - Anderson, S.C.

Quarterfinals

(1) Coastal Carolina 83 (8) Campbell 46
(4) Davidson 63 (5) Winthrop 48
(2) Radford 75 (7) Charleston Southern 70
(3) Augusta 62 (6) UNC Asheville 53

Semifinals

(1) Coastal Carolina 58 (4) Davidson 55
(3) Augusta 69 (2) Radford 56

Championship

(1) Coastal Carolina 89 (3) Augusta 54

ALL-TOURNAMENT TEAM

Tony Dunkin (MVP)	So.	F	Coastal Carolina
Brian Penny	Sr.	G	Coastal Carolina
Robert Dowdell	Sr.	G	Coastal Carolina
Keenan Mann	Jr.	F	Augusta
Derek Stewart	So.	F	Augusta

1992

March 5-7

Civic Center of Anderson - Anderson, S.C.

Quarterfinals

(3) Campbell 69 (6) Davidson 60
(2) Liberty 85 (7) UNC Asheville 54
(1) Radford 80 (8) Winthrop 54
(4) Charleston Southern 58 (5) Coastal Carolina 54

Semifinals

(4) Charleston Southern 88 (1) Radford 83
(3) Campbell 53 (2) Liberty 51

Championship

(3) Campbell 67 (4) Charleston Southern 53

ALL-TOURNAMENT TEAM

Mark Mocnik (MVP)	Jr.	F	Campbell
Billy Ellison	So.	C	Campbell
Joe Spinks	So.	F	Campbell
Bernard Nelson	Sr.	F	Charleston Southern
Darnell Sneed	Jr.	G	Charleston Southern

1993

March 3-6

N. Charleston Coliseum - North Charleston, S.C.

First Round

(8) Winthrop 101 (9) UNC Asheville 87

Quarterfinals

(6) UMBC 85 (3) Campbell 67
(2) Coastal Carolina 79 (7) Charleston Southern 66
(8) Winthrop 83 (1) Towson State 79
(5) Radford 73 (4) Liberty 69

Semifinals

(8) Winthrop 87 (5) Radford 69
(2) Coastal Carolina 66 (6) UMBC 59

Championship

(2) Coastal Carolina 78 # (8) Winthrop 65

- Victories recorded by Coastal Carolina were later forfeited when ineligible players participated. No Conference champion was declared for 1992-93

ALL-TOURNAMENT TEAM

Tony Dunkin (MVP)	Sr.	F	Coastal Carolina
Mohammed Acha	Jr.	F	Coastal Carolina
KeKe Hicks	So.	G	Coastal Carolina
Eddie Gay	Sr.	F	Winthrop
Mark Hailey	Sr.	C	Winthrop

1994

March 4-7

N. Charleston Coliseum - North Charleston, S.C.

Quarterfinals

(1) Towson State 64 (8) UNC Asheville 56
(4) Liberty 82 (5) Charleston Southern 71
(2) Campbell 79 (7) Winthrop 71
(3) Radford 81 (6) UMBC 78

Semifinals

(4) Liberty 63 (1) Towson State 58
(2) Campbell 72 (3) Radford 61

Championship

(4) Liberty 76 (2) Campbell 62

ALL-TOURNAMENT TEAM

Peter Aluma (MVP)	Fr.	C	Liberty
Darryl Williams	Sr.	G	Liberty
Scott Neely	Sr.	G	Campbell
Joe Spinks	Sr.	F	Campbell
Tyrone Travis	Sr.	F	Radford

MEN'S BASKETBALL TOURNAMENT RESULTS



1995

March 3-5

Vines Center - Lynchburg, Va.

Quarterfinals

- (1) UNC Greensboro 75 (8) Winthrop 51
(4) Radford 63 (5) UNC Asheville 47
(2) Charleston Southern 85 (7) Towson State 55
(6) Liberty 57 (3) UMBC 54

Semifinals

- (1) UNC Greensboro 71 (4) Radford 59
(2) Charleston Southern 60 (6) Liberty 58

Championship

- (2) Charleston Southern 68 (1) UNC Greensboro 67

ALL-TOURNAMENT TEAM

Eric Burks (MVP)	Sr.	G	Charleston Southern
Brett Larrick	So.	G	Charleston Southern
Derrick Nix	Fr.	F	UNC Greensboro
Eric Cuthrell	Jr.	F	UNC Greensboro
Antoine Dalton	Sr.	F	Radford

1996

Feb. 29-March 2

Vines Center - Lynchburg, Va.

Quarterfinals

- (1) UNC Greensboro 78 (8) Coastal Carolina 67
(4) Charleston Southern 55 (5) Radford 52
(3) UNC Asheville 69 (6) Winthrop 61
(2) Liberty 74 (7) UMBC 52

Semifinals

- (1) UNC Greensboro 69 (4) Charleston Southern 60
(2) Liberty 73 (3) UNC Asheville 60

Championship

- (1) UNC Greensboro 79 (2) Liberty 53

ALL-TOURNAMENT TEAM

Scott Hartzell (MVP)	Sr.	G	UNC Greensboro
Eric Cuthrell	Sr.	F	UNC Greensboro
Jeremy Davis	Jr.	G	UNC Greensboro
Peter Aluma	Jr.	C	Liberty
Marcus White	So.	G	Liberty

1997

Feb. 26-March 1

Vines Center - Lynchburg, Va.

Quarterfinals

- (1) UNC Asheville 54 (8) UMBC 51
(4) Charleston Southern 67 (5) Coastal Carolina 51
(3) Radford 78 (6) UNC Greensboro 76
(2) Liberty 83 (7) Winthrop 69

Semifinals

- (4) Charleston Southern 67 (1) UNC Asheville 57
(2) Liberty 85 (3) Radford 73

Championship

- (4) Charleston Southern 64 (2) Liberty 54

ALL-TOURNAMENT TEAM

Peter Aluma (MVP)	Sr.	C	Liberty
Rolando Hourrutiner	Sr.	F	Charleston Southern
Brett Larrick	Sr.	G	Charleston Southern
Larry Jackson	Jr.	G	Liberty
Corey Reed	Jr.	G	Radford

1998

Feb. 25-28

Vines Center - Lynchburg, Va.

Quarterfinals

- (2) Radford 75 (7) Charleston Southern 68
(3) UMBC 67 (6) Winthrop 55
(4) Liberty 78 (5) Coastal Carolina 70

Semifinals

- (1) UNC Asheville 46 (4) Liberty 42
(2) Radford 88 (3) UMBC 69

Championship

- (2) Radford 63 (1) UNC Asheville 61

ALL-TOURNAMENT TEAM

Kevin Robinson (MVP)	Sr.	F	Radford
Ryan Charles	So.	C	Radford
Corey Reed	Sr.	G	Radford
Kevin Martin	So.	F	UNC Asheville
Josh Pittman	Sr.	F	UNC Asheville

1999

Feb. 25-27

Asheville Civic Center - Asheville, N.C.

Quarterfinals

- (4) Charleston Southern 87 (5) Coastal Carolina 67
(3) UNC Asheville 106 (6) Liberty 98

Semifinals

- (1) Winthrop 70 (4) Charleston Southern 61
(2) Radford 92 (3) UNC Asheville 79

Championship

- (1) Winthrop 86 (2) Radford 74

ALL-TOURNAMENT TEAM

Heson Groves (MVP)	Sr.	F	Winthrop
Tyson Waterman	R-Jr.	G	Winthrop
Leslie Ballard	Sr.	G	Radford
Kevin Martin	Sr.	F	UNC Asheville
Adam Larrick	Sr.	G	Charleston Southern

2000

March 2-4

Asheville Civic Center - Asheville, N.C.

Quarterfinals

- (4) UNC Asheville 77 (5) Liberty 66
(6) Charleston Southern 83 (3) Coastal Carolina 71

Semifinals

- (4) UNC Asheville 78 (1) Radford 71
(2) Winthrop 90 (6) Charleston Southern 65

Championship

- (2) Winthrop 75 (4) UNC Asheville 62

ALL-TOURNAMENT TEAM

Greg Lewis (MVP)	Jr.	F	Winthrop
Tyson Waterman	R-Sr.	G	Winthrop
Robbie Waldrop	Jr.	G	Winthrop
Brett Carey	Jr.	G	UNC Asheville
Andre Smith	Fr.	G	UNC Asheville

2001

March 1-3

Roanoke Civic Center - Roanoke Va.

Quarterfinals

- (5) Charleston Southern 77 (4) Coastal Carolina 64
(6) Liberty 60 (3) UNC Asheville 48

Semifinals

- (1) Radford 65 (5) Charleston Southern 62
(2) Winthrop 67 (6) Liberty 62 (2OT)

Championship

- (2) Winthrop 67 (1) Radford 65 (OT)

ALL-TOURNAMENT TEAM

Andrey Savtchenko (MVP)	Jr.	C	Radford
Tyrone Walker	Fr.	F	Winthrop
Derrick Knox	Jr.	G/F	Winthrop
Jason Williams	Sr.	F	Radford
Chris Caldwell	Jr.	G	Liberty

2002

Feb. 28-March 2

Roanoke Civic Center - Roanoke, Va.

Quarterfinals

- (1) Winthrop 66 (8) Liberty 59
(5) Elon 83 (4) Charleston Southern 64
(7) High Point 72 (2) UNC Asheville 71
(3) Radford 81 (6) Coastal Carolina 66

Semifinals

- (1) Winthrop 77 (5) Elon 66
(7) High Point 72 (3) Radford 70 (OT)

Championship

- (1) Winthrop 70 (7) High Point 48

ALL-TOURNAMENT TEAM

Greg Lewis (MVP)	Sr.	F	Winthrop
Pierre Wooten	Jr.	G	Winthrop
Jay Wallace	Sr.	F/C	High Point
Joe Knight	Fr.	G	High Point
Correy Watkins	Jr.	G	Radford

2003

March 4, 7-8

Quarterfinals (Home Sites of Higher Seeds)

- (1) Winthrop 80 (8) High Point 64
(5) UNC Asheville 68 (4) Elon 66 (OT)
(2) Liberty 63 (7) Coastal Carolina 61 (OT)
(6) Radford 65 (3) Charleston Southern 62

Semifinals (at Vines Center - Lynchburg, Va.)

- (5) UNC Asheville 81 (1) Winthrop 80 (OT)
(6) Radford 55 (2) Liberty 52

Championship (at Vines Center - Lynchburg, Va.)

- (5) UNC Asheville 85 (6) Radford 71

ALL-TOURNAMENT TEAM

Andre Smith (MVP)	Sr.	G	UNC Asheville
Alex Kragel	Sr.	G	UNC Asheville
Bryan McCullough	So.	F	UNC Asheville
Ben McGonagil	Sr.	C	UNC Asheville
Raymond Arrington	Sr.	G	Radford

2004

March 2, 4, 6

at highest seeds

Quarterfinals

- (1) Liberty 60 (8) Charleston Southern 54
(4) Coastal Carolina 67 (5) Radford 62
(2) High Point 75 (7) VMI 43
(6) UNC Asheville 49 (3) Winthrop 46

Semifinals

- (1) Liberty 88 (4) Coastal Carolina 73
(2) High Point 63 (6) UNC Asheville 49

Championship

- (1) Liberty 89 (2) High Point 44

ALL-TOURNAMENT TEAM

Danny Gathings (MVP)	Jr.	F	High Point
Larry Blair	Fr.	G	Liberty
Gabe Martin	Sr.	G	Liberty
Zione White	Jr.	G	High Point
K.J. Garland	Fr.	G	UNC Asheville

2005

March 1, 3, 5
at highest seeds

Quarterfinals

- (1) Winthrop 74 (8) Coastal Carolina 62
(4) Birmingham-Southern 69 (5) Radford 40
(7) Charleston Southern 66 (2) Liberty 60
(6) High Point 98 (3) UNC Asheville 93 (OT)

Semifinals

- (1) Winthrop 78 (4) Birmingham-Southern 64
(7) Charleston Southern 58 (6) High Point 55

Championship

- (1) Winthrop 68 (7) Charleston Southern 46

ALL-TOURNAMENT TEAM

Torrell Martin (MVP)	So.	G	Winthrop
James Shuler	Jr.	F	Winthrop
Kurtis Rice	Sr.	F	Charleston Southern
Terrell Brown	Jr.	G	Charleston Southern
Jakob Sigurdarson	Sr.	G	Birmingham-So.

2006

Feb. 28, March 2, 4

Quarterfinals (at highest seeds)

- (1) Winthrop 93 (8) Liberty 52
(5) High Point 87 (4) Radford 84
(2) Coastal Carolina 78 (7) UNC Asheville 62
(6) Charleston Southern 97 (3) Birmingham-So. 76

Semifinals (at Winthrop Coliseum - Rock Hill, S.C.)

- (1) Winthrop 77 (5) High Point 65
(2) Coastal Carolina 73 (6) Charleston Southern 67

Championship (at highest remaining seed)

- (1) Winthrop 51 (2) Coastal Carolina 50

ALL-TOURNAMENT TEAM

Torrell Martin (MVP)	Jr.	G	Winthrop
Chris Gaynor	So.	G	Winthrop
Craig Bradshaw	Jr.	F	Winthrop
Moses Sonko	Jr.	F	Coastal Carolina
Pele Paelay	Sr.	G	Coastal Carolina

2007

Feb. 27, March 1, 3

Quarterfinals (at highest seeds)

- (2) High Point 90 (7) Radford 73
(6) VMI 79 (3) Liberty 78
(1) Winthrop 72 (8) Charleston Southern 42
(5) UNC Asheville 77 (4) Coastal Carolina 64

Semifinals (at Winthrop Coliseum - Rock Hill, S.C.)

- (6) VMI 91 (2) High Point 81
(1) Winthrop 79 (5) UNC Asheville 60

Championship (at highest remaining seed)

- (1) Winthrop 84 (6) VMI 81

ALL-TOURNAMENT TEAM

Craig Bradshaw (MVP)	Sr./F/C	Winthrop
Michael Jenkins	Jr. G	Winthrop
Reggie Williams	Jr. F	VMI
Travis Holmes	So. G	VMI
K.J. Garland	Jr. G	UNC Asheville
Eugene Harris	Fr. G	High Point

2008

March 4, 6, 8

Quarterfinals (at highest seeds)

- (2) Winthrop 76 (7) Radford 45
(3) High Point 59 (6) Coastal Carolina 56
(1) UNC Asheville 87 (8) Charleston Southern 63
(4) Liberty 103 (5) VMI 88

Semifinals (at Justice Center - Asheville, N.C.)

- (2) Winthrop 61 (3) High Point 53
(1) UNC Asheville 75 (4) Liberty 57

Championship (at highest remaining seed)

- (2) Winthrop 66 (1) UNC Asheville 48

ALL-TOURNAMENT TEAM

Michael Jenkins (MVP)	Sr.	G	Winthrop
Chris Gaynor	Sr.	G	Winthrop
Andy Buechert	Jr.	F	Winthrop
K.J. Garland	R-Sr.	G	UNC Asheville
Bryan Smithson	R-Sr.	G	UNC Asheville

2009

March 3, 5, 7

Quarterfinals (at highest seeds)

- (2) VMI 96 (7) Coastal Carolina 76
(3) Liberty 88 (6) Gardner-Webb 77
(1) Radford 82 (8) High Point 58
(4) UNC Asheville 76 (5) Winthrop 68

Semifinals (at Dedmon Center - Radford, Va.)

- (2) VMI 78 (3) Liberty 58
(1) Radford 94 (4) UNC Asheville 86

Championship (at highest remaining seed)

- (1) Radford 108 (2) VMI 94

ALL-TOURNAMENT TEAM

Art Parakhouski (MVP)	Jr.	C	Radford
Kenny Thomas	Sr.	G	Radford
Joey Lynch-Flohr	Jr.	F	Radford
Chavis Holmes	Sr.	G	VMI
Austin Kenon	So.	G	VMI

2010

March 2, 4, 6

Quarterfinals (at highest seeds)

- (2) Radford 64 (7) Charleston Southern 61 (OT)
(3) Winthrop 80 (6) Liberty 72
(1) Coastal Carolina 82 (8) VMI 73
(4) UNC Asheville 84 (5) High Point 73

Semifinals (at Kimbel Arena - Conway, S.C.)

- (3) Winthrop 61 (2) Radford 46
(1) Coastal Carolina 92 (4) UNC Asheville 73

Championship (at highest remaining seed)

- (3) Winthrop 64 (1) Coastal Carolina 53

ALL-TOURNAMENT TEAM

Mantis Robinson (MVP)	R-Sr.	F	Winthrop
Reggie Middleton	So.	G	Winthrop
Matt Morgan	R-So.	C	Winthrop
Chad Gray	R-Jr.	F	Coastal Carolina
Logan Johnson	R-Sr.	G/F	Coastal Carolina

2011

March 1, 3, 5

Quarterfinals (at highest seeds)

- (7) High Point 66 (2) Liberty 60
(3) UNC Asheville 72 (6) Charleston Southern 63
(1) Coastal Carolina 83 (8) Gardner-Webb 72
(4) VMI 78 (5) Winthrop 73

Semifinals (at Kimbel Arena - Conway, S.C.)

- (3) UNC Asheville 62 (7) High Point 45
(1) Coastal Carolina 89 (4) VMI 81

Championship (at highest remaining seed)

- (3) UNC Asheville 60 (1) Coastal Carolina 47

ALL-TOURNAMENT TEAM

Matt Dickey (MVP)	Jr.	G	UNC Asheville
J.P. Primm	Jr.	G	UNC Asheville
John Williams	R-Sr.	F	UNC Asheville
Chad Gray	R-Sr.	F	Coastal Carolina
Anthony Raffa	R-So.	G	Coastal Carolina
Sam McLaurin	R-So.	F	Coastal Carolina

2012

Feb. 27, 29-March 1, 3

First Round (at highest seeds)

- (7) VMI 55 (10) Radford 53
(8) High Point 68 (9) Gardner-Webb 58

Quarterfinals (at Kimmel Arena - Asheville, N.C.)

- (7) VMI 85 (2) Coastal Carolina 68
(6) Winthrop 71 (3) Campbell 55
(1) UNC Asheville 86 (8) High Point 61

Semifinals (at Kimmel Arena - Asheville, N.C.)

- (7) VMI 75 (6) Winthrop 55
(1) UNC Asheville 91 (4) Charleston Southern 64

Championship (at highest remaining seed)

- (1) UNC Asheville 80 (7) VMI 64

ALL-TOURNAMENT TEAM

J.P. Primm (MVP)	Sr.	G	UNC Asheville
Jeremy Atkinson	Jr.	F	UNC Asheville
Chris Stephenson	Sr.	G/F	UNC Asheville
Stan Okoye	Jr.	F	VMI
Keith Gabriel	Sr.	G	VMI

2013

March 5, 7, 9-10

The HTC Center - Conway, S.C.**First Round**

- (5S) Winthrop 60 (4N) Radford 58 (OT)
(6N) Longwood 87 (3S) UNC Asheville 72
(3N) Campbell 81 (6S) Presbyterian 73 (OT)
(5N) Liberty 78 (4S) Coastal Carolina 61

Quarterfinals

- (1S) Charleston Southern 54 (5S) Winthrop 47
(2N) VMI 90 (6N) Longwood 86
(2S) Gardner-Webb 71 (3N) Campbell 57
(5N) Liberty 61 (1N) High Point 60

Semifinals

- (1S) Charleston Southern 71 (2N) VMI 65
(5N) Liberty 65 (2S) Gardner-Webb 62

Championship

- (5N) Liberty 87 (1S) Charleston Southern 76

ALL-TOURNAMENT TEAM

Davon Marshall (MVP)	Jr.	G	Liberty
John Caleb Sanders	Jr.	G	Liberty
Tavares Speaks	Sr.	G	Liberty
Saah Nimley	So.	G	Charleston Southern
Arlon Harper	So.	G	Charleston Southern

2014

March 5, 7-9
The HTC Center - Conway, S.C.
First Round

(4S) Winthrop 77 (5N) Liberty 65
(3N) Radford 78 (6S) Presbyterian 73
(5S) Charleston Southern 81 (4N) Campbell 71
(3S) Gardner-Webb 81 (6N) Longwood 65

Quarterfinals

(4S) Winthrop 62 (1N) High Point 60
(2S) UNC Asheville 96 (3N) Radford 87
(1S) Coastal Carolina 73 (5S) Charleston So. 68 (2OT)
(2N) VMI 90 (3S) Gardner-Webb 77

Semifinals

(4S) Winthrop 80 (2S) UNC Asheville 79
(1S) Coastal Carolina 66 (2N) VMI 62

Championship

(1S) Coastal Carolina 76 (4S) Winthrop 61

ALL-TOURNAMENT TEAM

Warren Gillis (MVP)	Jr.	F	Coastal Carolina
Josh Cameron	Jr.	G	Coastal Carolina
Keon Moore	Jr.	G/F	Winthrop
D.J. Cunningham	R-Sr.	C	UNC Asheville
Jerome Hill	So.	F	Gardner-Webb

2015

March 4, 6-8
The HTC Center - Conway, S.C.
First Round

(9) Longwood 65 (8) Presbyterian 61
(7) Gardner-Webb 72 (10) Campbell 64
(6) UNC Asheville 80 (11) Liberty 70

Quarterfinals

(9) Longwood 68 (1) Charleston Southern 60
(5) Winthrop 67 (4) Radford 66
(7) Gardner-Webb 72 (2) High Point 71 (OT)
(3) Coastal Carolina 74 (6) UNC Asheville 57

Semifinals

(5) Winthrop 71 (9) Longwood 58
(3) Coastal Carolina 73 (7) Gardner-Webb 70

Championship

(3) Coastal Carolina 81 (5) Winthrop 70

ALL-TOURNAMENT TEAM

Elijah Wilson (MVP)	So.	G	Coastal Carolina
Warren Gillis	Sr.	G	Coastal Carolina
Keon Moore	Sr.	G	Winthrop
Jerome Hill	Jr.	F	Gardner-Webb
Shaquille Johnson	R-Jr.	G/F	Longwood

2016

March 3-6
Gore Arena - Buies Creek, N.C.
First Round

(8) Longwood 75 (9) Charleston Southern 69
(10) Presbyterian 65 (7) Radford 64
(6) Gardner-Webb 79 (11) Campbell 69

Quarterfinals

(1) High Point 89 (8) Longwood 78
(4) UNC Asheville 80 (5) Liberty 49
(2) Winthrop 67 (10) Presbyterian 53
(6) Gardner-Webb 69 (3) Coastal Carolina 65

Semifinals

(4) UNC Asheville 80 (1) High Point 69
(2) Winthrop 82 (6) Gardner-Webb 69

Championship

(4) UNC Asheville 77 (2) Winthrop 69

ALL-TOURNAMENT TEAM

Dwayne Sutton (MVP)	Fr.	G	UNC Asheville
Ahmad Thomas	So.	G	UNC Asheville
Jimmy Gavin	Gr.	G	Winthrop
DeSean Murray	So.	F	Presbyterian
Tyrell Nelson	Jr.	F	Gardner-Webb
Miles Bowman Jr.	R-Jr.	F	High Point

2017

Feb. 28, March 2-3 & 5
First Round (at highest seeds)

(7) Campbell 81 (10) Presbyterian 62
(8) Charleston Southern 79 (9) Longwood 74

Quarterfinals (at Winthrop Coliseum - Rock Hill, S.C.)

(7) Campbell 81 (2) UNC Asheville 79
(6) Radford 56 (3) Liberty 52
(1) Winthrop 92 (8) Charleston Southern 78
(4) Gardner-Webb 91 (5) High Point 55

Semifinals (at Winthrop Coliseum - Rock Hill, S.C.)

(7) Campbell 66 (6) Radford 50
(1) Winthrop 80 (4) Gardner-Webb 77 (OT)

Championship (at highest remaining seed)

(1) Winthrop 76 (7) Campbell 59

ALL-TOURNAMENT TEAM

Keon Johnson (MVP)	Sr.	G	Winthrop
Xavier Cooks	Jr.	F	Winthrop
Chris Clemons	So.	G	Campbell
LaQuincy Rideau	So.	G	Gardner-Webb
Christian Keeling	Fr.	G	Charleston So.

2018

Feb. 27, March 1-2 & 4
First Round (at highest seeds)

(8) Charleston Southern 68 (9) Presbyterian 51
(10) Longwood 68 (7) High Point 55

Quarterfinals (at Kimmel Arena - Asheville, N.C.)

(2) Radford 59 (10) Longwood 53
(3) Winthrop 72 (6) Gardner-Webb 68
(1) UNC Asheville 71 (8) Charleston Southern 66
(5) Liberty 73 (4) Campbell 59

Semifinals (at Kimmel Arena - Asheville, N.C.)

(2) Radford 61 (3) Winthrop 52
(5) Liberty 69 (1) UNC Asheville 64

Championship (at highest remaining seed)

(2) Radford 55 (5) Liberty 52

ALL-TOURNAMENT TEAM

Carlík Jones (MVP)	R-Fr.	G	Radford
Ed Polite Jr.	Jr.	F	Radford
Scottie James	R-So.	F	Liberty
Lovell Cabbil	Jr.	G	Liberty
Adam Pickett	Jr.	G	Winthrop

2019

March 5, 7-8 & 10
First Round (at highest seeds)

(7) Presbyterian 106 (10) UNC Asheville 59
(6) Charleston Southern 71 (11) USC Upstate 52
(8) Hampton 77 (9) Longwood 71

Quarterfinals (at Gore Arena - Buies Creek, N.C.)

(2) Radford 84 (7) Presbyterian 76
(6) Charleston Southern 77 (3) Winthrop 63
(1) Campbell 86 (8) Hampton 77
(4) Gardner-Webb 75 (5) High Point 69

Semifinals (at Gore Arena - Buies Creek, N.C.)

(2) Radford 63 (6) Charleston Southern 54
(4) Gardner-Webb 79 (1) Campbell 74

Championship (at highest remaining seed)

(4) Gardner-Webb 76 (2) Radford 65

ALL-TOURNAMENT TEAM

DJ Laster (MVP)	Sr.	F	Gardner-Webb
David Efanayi	R-Sr.	G	Gardner-Webb
Ed Polite Jr.	Sr.	F	Radford
Chris Clemons	Sr.	G	Campbell
Christian Keeling	Jr.	G	Charleston So.

2020

March 3, 5-6 & 8
First Round (at highest seeds)

(7) USC Upstate 69 (10) High Point 59
(6) UNC Asheville 72 (11) Campbell 68
(8) Charleston Southern 81 (9) Presbyterian 64

Quarterfinals (at Dedmon Center - Radford, Va.)

(2) Winthrop 106 (7) USC Upstate 70
(3) Gardner-Webb 72 (6) UNC Asheville 62
(1) Radford 62 (8) Charleston Southern 48
(5) Hampton 78 (4) Longwood 53

Semifinals (at Dedmon Center - Radford, Va.)

(2) Winthrop 78 (3) Gardner-Webb 66
(5) Hampton 86 (1) Radford 78

Championship (at highest remaining seed)

(2) Winthrop 76 (5) Hampton 68

ALL-TOURNAMENT TEAM

Hunter Hale (MVP)	Gr.	G	Winthrop
Josh Ferguson	Sr.	F	Winthrop
Jermaine Marrow	Sr.	G	Hampton
Ben Stanley	R-So.	F	Hampton
Carlík Jones	R-Jr.	G	Radford



ALL-TIME MBB TOURNAMENT STANDINGS

SCHOOL	W	L	PCT	GAMES	CHAMPIONSHIPS	CHAMPIONSHIP GAME APPEARANCES
WINTHROP	50	23	.685	73	12 (1988-99-00-01-02-05-06-07-08-10-17-20)	16 (1988-93-99-00-01-02-05-06-07-08-10-14-15-16-17-20)
UNC ASHEVILLE	35	30	.538	65	5 (1989-03-11-12-16)	9 (1989-90-98-00-03-08-11-12-16)
RADFORD	30	31	.492	61	3 (1998-09-18)	8 (1988-98-99-01-03-09-18-19)
CHARLESTON SOUTHERN	28	30	.483	58	4 (1986-87-95-97)	7 (1986-87-92-95-97-05-13)
Liberty	23	24	.489	47	3 (1994-04-13)	6 (1994-96-97-04-13-18)
Coastal Carolina	21	24	.467	45	4 (1990-91-14-15)	8 (1990-91-93-06-10-11-14-15)
CAMPBELL	14	17	.452	31	1 (1992)	5 (1987-89-92-94-17)
GARDNER-WEBB	11	10	.524	21	1 (2019)	1 (2019)
HIGH POINT	11	19	.367	30	-	2 (2002-04)
VMI	10	9	.526	19	-	3 (2007-09-12)
UNC Greensboro	5	2	.714	7	1 (1996)	2 (1995-96)
LONGWOOD	5	8	.385	13	-	2 (1986-91)
Augusta	4	6	.400	10	-	1 (2020)
HAMPTON	3	2	.600	5	-	
UMBC	2	6	.250	8	-	
PRESBYTERIAN	2	8	.200	10	-	
Birmingham-Southern	1	2	.333	3	-	
Davidson	1	2	.333	3	-	
Elon	1	2	.333	3	-	
USC UPSTATE	1	2	.333	3	-	
Towson State	1	3	.250	4	-	
Armstrong State	0	2	.000	2	-	

current Big South members in BOLD CAPS



HEAD-TO-HEAD TOURNAMENT RECORDS

CAMPBELL vs. ...

Charleston Southern	1-3	L1
Gardner-Webb	0-4	L4
Hampton	1-0	W1
Presbyterian	2-0	W2
Radford	2-1	W2
UNC Asheville	2-2	L1
Winthrop	2-2	L2
Current Tournament Streak	L2	
Last Semifinal Appearance	2019	

CHARLESTON SOUTHERN vs. ...

Campbell	2-1	W1
High Point	1-0	W1
Longwood	1-2	W1
Presbyterian	2-0	W2
Radford	3-8	L6
UNC Asheville	2-4	L4
USC Upstate	1-0	W1
Winthrop	1-7	W1
Current Tournament Streak	L1	
Last Semifinal Appearance	2019	

GARDNER-WEBB vs. ...

Campbell	4-0	W4
High Point	3-1	W3
Longwood	1-0	W1
Radford	1-0	W1
UNC Asheville	1-0	W1
Winthrop	0-4	L4
Current Tournament Streak	L1	
Last Semifinal Appearance	2020	

HAMPTON vs. ...

Campbell	0-1	L1
Longwood	2-0	W2
Radford	1-0	W1
Winthrop	0-1	L1
Current Tournament Streak	L1	
Last Semifinal Appearance	2020	

HIGH POINT vs. ...

Charleston Southern	0-1	L1
Gardner-Webb	1-3	L3
Longwood	1-1	L1
Radford	3-1	L1
UNC Asheville	3-4	L4
USC Upstate	0-1	L1
Winthrop	0-5	L5
Current Tournament Streak	L5	
Last Semifinal Appearance	2016	

LONGWOOD vs. ...

Charleston Southern	2-1	L1
Gardner-Webb	0-1	L1
Hampton	0-2	L2
High Point	1-1	W1
Presbyterian	1-0	W1
Radford	0-1	L1
UNC Asheville	1-0	W1
Winthrop	0-1	L1
Current Tournament Streak	L3	
Last Semifinal Appearance	2015	

PRESBYTERIAN vs. ...

Campbell	0-2	L2
Charleston Southern	0-2	L2
Longwood	0-1	L1
Radford	1-2	L1
UNC Asheville	1-0	W1
Winthrop	0-1	L1
Current Tournament Streak	L2	
Last Semifinal Appearance	none	

RADFORD vs. ...

Campbell	1-2	L2
Charleston Southern	8-3	W6
Gardner-Webb	0-1	L1
Hampton	0-1	L1
High Point	1-3	W1
Longwood	1-0	W1
Presbyterian	2-1	W1
UNC Asheville	4-6	L1
Winthrop	3-8	W1
Current Tournament Streak	L1	
Last Semifinal Appearance	2020	

UNC ASHEVILLE vs. ...

Campbell	2-2	W1
Charleston Southern	4-2	W4
Gardner-Webb	0-1	L1
High Point	4-3	W4
Longwood	0-1	L1
Presbyterian	0-1	L1
Radford	6-4	W1
Winthrop	5-6	W1
Current Tournament Streak	L1	
Last Semifinal Appearance	2018	

USC UPSTATE vs. ...

Charleston Southern	0-1	L1
High Point	1-0	W1
Winthrop	0-1	L1
Current Tournament Streak	L1	
Last Semifinal Appearance	none	

WINTHROP vs. ...

Campbell	2-2	W2
Charleston Southern	7-2	L1
Gardner-Webb	4-0	W4
Hampton	1-0	W1
High Point	5-0	W5
Longwood	1-0	W1
Presbyterian	1-0	W1
Radford	8-3	L1
UNC Asheville	6-5	W1
USC Upstate	1-0	W1
Current Tournament Streak	W3	
Last Semifinal Appearance	2020	

INDIVIDUAL RECORDS

MOST POINTS SCORED – Game

51 Chris Clemons, Campbell vs. UNC Asheville, Quarterfinals, 2017

First Round

34 Andrew Rowsey, UNC Asheville vs. Liberty, 2015

Quarterfinals

51 Chris Clemons, Campbell vs. UNC Asheville, 2017

Semifinals

36 Jermaine Marrow, Hampton at Radford, 2020

Finals

34 Austin Kenon, VMI vs. Radford, 2009

Tournament

140 Chris Clemons, Campbell vs. Presbyterian (27), UNC Asheville (51), Radford (33), Winthrop (29), 2017

MOST REBOUNDS – Game

19 Heson Groves, Winthrop vs. Radford, Finals, 1999

19 D.J. Cunningham, UNC Asheville vs. Radford, Quarterfinals, 2014

First Round

17 Cliff Thomas Jr., High Point at USC Upstate, 2020

Quarterfinals

19 D.J. Cunningham, UNC Asheville vs. Radford, 2014

Semifinals

18 Bernard Nelson, Charleston Southern vs. Radford, 1992

18 Art Parakhouski, Radford vs. Winthrop, 2010

Finals

19 Heson Groves, Winthrop vs. Radford, 1999

Tournament

52 Mark Hailey, Winthrop vs. Coastal Carolina (11), Radford (16), Towson State (12), UNC Asheville (13), 1993

MOST ASSISTS – Game

12 Phlandrous Fleming Jr., Charleston Southern vs. Presbyterian, 2020

First Round

10 Eric Washington, Presbyterian vs. Campbell, 2013

Quarterfinals

14 TeeJay Bannister, Liberty vs. VMI, 2008

Semifinals

10 Dan Pogue, Campbell vs. Radford, 1994

10 Jermaine Marrow, Hampton at Radford, 2020

Finals

10 Chris Gaynor, Winthrop vs. VMI, 2007

Tournament

24 Mike Fayed, Winthrop vs. Coastal Carolina (9), Radford (5), Towson State (5), UNC Asheville (5), 1993

MOST FIELD GOALS – Game

18 Chris Clemons (18-32), Campbell vs. UNC Asheville, Quarterfinals, 2017

First Round

12 Jordan Downing (12-23), Presbyterian vs. Radford, 2014

Quarterfinals

18 Chris Clemons (18-32), Campbell vs. UNC Asheville, 2017

Semifinals

13 Brandon Newby (13-15), Coastal Carolina vs. Liberty, 2004

Finals

14 D.J. Laster (14-17), Gardner-Webb at Radford, 2019

Tournament

48 Chris Clemons, Campbell vs. Presbyterian (10), UNC Asheville (18), Radford (11), Winthrop (9), 2017

MOST FIELD GOAL ATTEMPTS – Game

33 Joe Spinks (11-33), Campbell vs. Liberty, Finals, 1994

First Round

23 Jordan Downing (12-23), Presbyterian vs. Radford, 2014

Quarterfinals

32 Chris Clemons (18-32), Campbell vs. UNC Asheville, 2017

Semifinals

27 Arizona Reid (8-27), High Point vs. Winthrop, 2008

Finals

33 Joe Spinks (11-33), Campbell vs. Liberty, 1994

Tournament

93 Chris Clemons, Campbell vs. Presbyterian (14), UNC Asheville (32), Radford (20), Winthrop (27), 2017

HIGHEST FIELD GOAL PERCENTAGE (min. 10 made) – Game

100.0 Aswan Wainwright (10-10), Radford vs. Augusta, Quarterfinals, 1988

First Round

71.4 Chris Clemons (10-14), Campbell vs. Presbyterian, 2017

Quarterfinals

100.0 Aswan Wainwright (10-10), Radford vs. Augusta, 1988

Semifinals

86.7 Brandon Newby (13-15), Coastal Carolina vs. Liberty, 2004

Finals

82.4 D.J. Laster (14-17), Gardner-Webb at Radford, 2019

MOST FREE THROWS – Game

17 Chris Clemons (17-19), Campbell vs. Hampton, Quarterfinals, 2019

First Round

16 Jermaine Marrow (16-16), Hampton vs. Longwood, 2019

Quarterfinals

17 Chris Clemons (17-19), Campbell vs. Hampton, 2019

Semifinals

14 Keon Johnson (14-15), Winthrop vs. Gardner-Webb, 2017

Finals

13 Tyson Waterman (13-14), Winthrop vs. Radford, 1999

Tournament

27 Jerome Hill, Gardner-Webb vs. Campbell (7), High Point (7), Coastal Carolina (13), 2015

MOST FREE THROW ATTEMPTS – Game

19 Jerome Hill (13-19), Gardner-Webb vs. Coastal Caro., Semifinals, 2015

19 Chris Clemons (17-19), Campbell vs. Hampton, Quarterfinals, 2019

First Round

16 Jermaine Marrow (16-16), Hampton vs. Longwood, 2019

Quarterfinals

19 Chris Clemons (17-19), Campbell vs. Hampton, 2019

Semifinals

19 Jerome Hill (13-19), Gardner-Webb vs. Coastal Carolina, 2015

Finals

14 Keith Ison (9-14), Campbell vs. Charleston Southern, 1992

14 Tyson Waterman (13-14), Winthrop vs. Radford, 1999

Tournament

43 Jerome Hill, Gardner-Webb vs. Campbell (12), High Point (12), Coastal Carolina (19), 2015



MEN'S BASKETBALL TOURNAMENT RECORDS

HIGHEST FREE THROW PERCENTAGE (min. 10 made) - Game

100.0 Jermaine Marrow (16-16), Hampton vs. Longwood, First Round, 2019
 100.0 Jeremy Atkinson (11-11), UNC Asheville vs. CSU, Semifinals, 2012
 100.0 Miles Bowman Jr. (11-11), High Point vs. UNC Asheville, Semifinals, 2016
 100.0 Matt Hildebrand (10-10), Liberty vs. Campbell, Finals, 1994
 100.0 Steve Miles (10-10), Coastal Carolina vs. Charleston Southern, 1999
 100.0 Eyo Effiong (10-10), Winthrop vs. UNC Asheville, Finals, 2000

First Round

100.0 Jermaine Marrow (16-16), Hampton vs. Longwood, 2019

Quarterfinals

100.0 Steve Miles (10-10), Coastal Carolina vs. Charleston Southern, 1999

Semifinals

100.0 Jeremy Atkinson (11-11), UNC Asheville vs. Charleston Southern, 2012

100.0 Miles Bowman Jr. (11-11), High Point vs. UNC Asheville, 2016

Finals

100.0 Matt Hildebrand (10-10), Liberty vs. Campbell, 1994

100.0 Eyo Effiong (10-10), Winthrop vs. UNC Asheville, 2000

MOST THREE-POINT FIELD GOALS - Game

8 Austin Kenon (8-19), VMI vs. Radford, Finals, 2009
 8 Chris Clemons (8-14), Campbell vs. UNC Asheville, Quarterfinals, 2017
 8 JC Younger (8-14), Presbyterian vs. UNC Asheville, First Round, 2019
 8 Deontaye Buskey (8-11), Chas. So. vs. Presbyterian, First Round, 2020

First Round

8 JC Younger (8-14), Presbyterian vs. UNC Asheville, 2019

8 Deontaye Buskey (8-11), Charleston Southern vs. Presbyterian, 2020

Quarterfinals

8 Chris Clemons (8-14), Campbell vs. UNC Asheville, 2017

Semifinals

7 Scott Neely (7-9), Campbell vs. Radford, 1994

7 Eugene Harris (7-14), High Point vs. VMI, 2007

7 Eugene Harris (7-12), High Point vs. Winthrop, 2008

Finals

8 Austin Kenon (8-19), VMI vs. Radford, 2009

Tournament

20 Chris Clemons (4), Campbell vs. Presbyterian (2), UNC Asheville (8), Radford (4), Winthrop (6), 2017

MOST THREE-POINT FIELD GOAL ATTEMPTS - Game

19 Austin Kenon (8-19), VMI vs. Radford, Finals, 2009

First Round

14 Darius Moore (7-14), Presbyterian at Campbell, 2017

14 JC Younger (8-14), Presbyterian vs. UNC Asheville, 2019

Quarterfinals

18 Steven Rush (7-18), UNC Asheville vs. High Point, 2005

Semifinals

18 Doug Day (6-18), Radford vs. Charleston Southern, 1992

Finals

19 Austin Kenon (8-19), VMI vs. Radford, 2009

Tournament

46 Chris Clemons (4), Campbell vs. Presbyterian (5), UNC Asheville (14), Radford (9), Winthrop (18), 2017

HIGHEST THREE-POINT PERCENTAGE (min. 7 made) - Game

77.8 Scott Neely (7-9), Campbell vs. Radford, Semifinals, 1994

77.8 Kyle Ohman (7-9), Liberty vs. VMI, Quarterfinals, 2008

First Round

72.7 Deontaye Buskey (8-11), Charleston Southern vs. Presbyterian, 2020

Quarterfinals

77.8 Kyle Ohman (7-9), Liberty vs. VMI, 2008

Semifinals

77.8 Scott Neely (7-9), Campbell vs. Radford, 1994

Finals

63.6 Larry Blair (7-11), Liberty vs. High Point, 2004

MOST BLOCKED SHOTS - Game

8 Pascal Fleury, UMBC vs. Liberty, Quarterfinals, 1995

First Round

4 William Truss, Presbyterian vs. Longwood, 2015

4 Justyn Mutts, High Point vs. Longwood, 2018

Quarterfinals

8 Pascal Fleury, UMBC vs. Liberty, 1995

Semifinals

6 Peter Aluma, Liberty vs. Radford, 1997

6 John Williams, UNC Asheville vs. Radford, 2009

6 Xavier Cooks, Winthrop vs. Gardner-Webb, 2017

Finals

6 John Williams, UNC Asheville vs. Coastal Carolina, 2011

MOST STEALS - Game

7 Chavis Holmes, VMI vs. Coastal Carolina, Quarterfinals, 2009

First Round

6 Tristan Carey, Longwood vs. UNC Asheville, 2013

Quarterfinals

7 Chavis Holmes, VMI vs. Coastal Carolina, 2009

Semifinals

6 Torrell Martin, Winthrop vs. High Point, 2006

6 Carlík Jones, Radford vs. Winthrop, 2018

Finals

6 Pierre Wooten, Winthrop vs. Radford, 2001

MOST MINUTES PLAYED - Game

50 Nathan Day, Liberty vs. Winthrop, Semifinals, 2001

50 Chris Caldwell, Liberty vs. Winthrop, Semifinals, 2001

50 Beau Wallace, Liberty vs. Winthrop, Semifinals, 2001

First Round

44 Trey Freeman, Campbell vs. Presbyterian, 2013

Quarterfinals

49 Sheldon Strickland, Charleston Southern vs. Coastal Carolina, 2014

49 Matt Kennedy, Charleston Southern vs. Coastal Carolina, 2014

Semifinals

50 Nathan Day, Liberty vs. Winthrop, 2001

50 Chris Caldwell, Liberty vs. Winthrop, 2001

50 Beau Wallace, Liberty vs. Winthrop, 2001

Finals

41 Jason Williams, Radford vs. Winthrop, 2001

TRIPLE-DOUBLES

First Round

Phlandrous Fleming Jr., Charleston Southern vs. Presbyterian, 3-3-20
 (14 PTS, 11 REB, 12 AST)

TOURNAMENT GAME – ONE TEAM

MOST POINTS SCORED – Game

108 Radford vs. VMI (94), Finals, 2009

First Round

106 Presbyterian vs. UNC Asheville (59), 2019

Quarterfinals

106 UNC Asheville vs. Liberty (98), 1999

106 Winthrop vs. USC Upstate (70), 2020

Semifinals

94 Radford vs. UNC Asheville (86), 2009

Finals

108 Radford vs. VMI (94), 2009

Tournament

336 Winthrop, 1993 (4 games)

MOST POINTS SCORED IN A HALF – Game

64 Liberty vs. UNC Asheville, Quarterfinals, 1999 (2nd half)

First Round

61 Winthrop vs. UNC Asheville, 1993 (2nd half)

Quarterfinals

64 Liberty vs. UNC Asheville, 1999 (2nd half)

Semifinals

55 UNC Asheville vs. Radford, 2009 (2nd half)

Finals

58 Radford vs. VMI, 2009 (2nd half)

FEWEST POINTS SCORED – Game

40 Coastal Carolina vs. Winthrop (75), Semifinals, 1988

40 Radford vs. Birmingham–Southern (69), Quarterfinals, 2005

First Round

51 Presbyterian at Charleston Southern (68), 2018

Quarterfinals

40 Radford vs. Birmingham–Southern (69), 2005

Semifinals

40 Coastal Carolina vs. Winthrop (75), 1988

Finals

44 High Point vs. Liberty (89), 2004

FEWEST POINTS SCORED IN A HALF – Game

12 Radford vs. Birmingham–Southern, Quarterfinals, 2005 (1st half)

First Round

16 Presbyterian at Charleston Southern, 2018 (1st half)

Quarterfinals

12 Radford vs. Birmingham–Southern, 2005 (1st half)

Semifinals

13 Winthrop vs. Campbell, 1989 (1st half)

Finals

18 Radford vs. UNC Asheville, 2003 (1st half)

18 Coastal Carolina vs. Winthrop, 2006 (1st half)

18 UNC Asheville vs. Winthrop, 2008 (1st half)

MARGIN OF VICTORY – Game

47 Presbyterian (106) vs. UNC Asheville (59), First Round, 2019

First Round

47 Presbyterian (106) vs. UNC Asheville (59), 2019

Quarterfinals

41 Winthrop (93) vs. Liberty (52), 2006

Semifinals

35 Winthrop (75) vs. Coastal Carolina (40), 1988

Finals

45 Liberty (89) vs. High Point (44), 2004

HIGHEST FIELD GOAL PERCENTAGE – Game

65.3 Winthrop (32–49) vs. Charleston Southern, Quarterfinals, 1989

First Round

57.8 Campbell (26–45) vs. Presbyterian, 2017

Quarterfinals

65.3 Winthrop (32–49) vs. Charleston Southern, 1989

Semifinals

62.2 Coastal Carolina (23–37) vs. Winthrop, 1990

Finals

59.6 UNC Asheville (34–57) vs. Campbell, 1989

MOST FIELD GOALS – Game

39 Radford (39–70) vs. VMI, Finals, 2009

First Round

37 Presbyterian (37–66) vs. UNC Asheville, 2019

Quarterfinals

38 Radford (38–63) vs. Augusta, 1988

38 Winthrop (38–63) vs. USC Upstate, 2020

Semifinals

35 Charleston Southern (35–62) vs. Radford, 1992

35 Coastal Carolina (35–71) vs. UNC Asheville, 2010

Finals

39 Radford (39–70) vs. VMI, 2009

Tournament

123 Winthrop, 1993 (4 games)

MOST FIELD GOAL ATTEMPTS – Game

88 UNC Asheville (33–88) vs. High Point, Quarterfinals, 2005

First Round

75 UNC Asheville (36–75) vs. Winthrop, 1993

Quarterfinals

88 UNC Asheville (33–88) vs. High Point, 2005

Semifinals

78 Gardner–Webb (27–78) vs. Winthrop, 2016

Finals

78 Campbell (22–78) vs. Liberty, 1994

Tournament

260 Winthrop, 1993 (4 games)

FEWEST FIELD GOALS – Game

11 Radford (11–52) vs. Birmingham–Southern, Quarterfinals, 2005

First Round

16 Radford (16–48) vs. VMI, 2012

16 VMI (16–47) vs. Radford, 2012

Quarterfinals

11 Radford (11–52) vs. Birmingham–Southern, 2005

Semifinals

14 UNC Asheville (14–46) vs. Liberty, 1998

Finals

15 High Point (15–59) vs. Liberty, 2004

FEWEST FIELD GOAL ATTEMPTS – Game

37 Coastal Carolina (23–37) vs. Winthrop, Semifinals, 1990

37 Charleston Southern (18–37) vs. Winthrop, Finals, 2005

First Round

45 Campbell (26–45) vs. Presbyterian, 2017

Quarterfinals

40 Radford (19–40) vs. Liberty, 2017

Semifinals

37 Coastal Carolina (23–37) vs. Winthrop, 1990

Finals

37 Charleston Southern (18–37) vs. Winthrop, 2005



MEN'S BASKETBALL TOURNAMENT RECORDS

LOWEST FIELD GOAL PERCENTAGE - Game

21.2 Radford (11-52) vs. Birmingham-Southern, Quarterfinals, 2005

First Round

33.3 Radford (16-48) vs. VMI, 2012

Quarterfinals

21.2 Radford (11-52) vs. Birmingham-Southern, 2005

Semifinals

25.0 Radford (15-60) vs. Winthrop, 2010

Finals

25.4 High Point (15-59) vs. Liberty, 2004

HIGHEST FREE THROW PERCENTAGE (min. 13 made) - Game

100.0 Liberty (13-13) vs. High Point, Finals, 2004

100.0 Winthrop (21-21) vs. Liberty, First Round, 2014

First Round

100.0 Winthrop (21-21) vs. Liberty, 2014

Quarterfinals

94.4 Liberty (17-18) vs. High Point, 2013

Semifinals

96.2 High Point (25-26) vs. UNC Asheville, 2016

Finals

100.0 Liberty (13-13) vs. High Point, 2004

MOST FREE THROWS - Game

37 High Point (37-43) vs. Radford, Quarterfinals, 2007

First Round

30 Hampton (30-32) vs. Longwood, 2019

Quarterfinals

37 High Point (37-43) vs. Radford, 2007

Semifinals

36 UNC Asheville (36-41) vs. Radford, 2000

Finals

27 UNC Asheville (27-31) vs. Radford, 2003

27 Radford (27-39) vs. VMI, 2009

Tournament

82 Liberty, 2013 (4 games)

MOST FREE THROW ATTEMPTS - Game

43 High Point (37-43) vs. Radford, Quarterfinals, 2007

First Round

42 UNC Asheville (28-42) vs. Campbell, 2020

Quarterfinals

43 High Point (37-43) vs. Radford, 2007

Semifinals

41 UNC Asheville (36-41) vs. Radford, 2000

Finals

39 Radford (27-39) vs. VMI, 2009

Tournament

111 Winthrop, 1993 (4 games)

LOWEST FREE THROW PERCENTAGE (min. 10 attempts) - Game

30.8 UNC Asheville (8-26) vs. Augusta, Quarterfinals, 1991

30.8 High Point (4-13) at USC Upstate, First Round, 2020

First Round

30.8 High Point (4-13) at USC Upstate, 2020

Quarterfinals

30.8 UNC Asheville (8-26) vs. Augusta, 1991

Semifinals

42.1 Winthrop (8-19) vs. UNC Asheville, 2003

Finals

41.7 Augusta (5-12) vs. Coastal Carolina, 1991

FEWEST FREE THROWS - Game

2 twice, last by Radford (2-3) vs. Gardner-Webb, Finals, 2019

First Round

4 three times last by High Point (4-13) at USC Upstate, 2020

Quarterfinals

3 six times, last by Charleston Southern (3-4) vs. Winthrop, 2007

Semifinals

2 Liberty (2-5) vs. Campbell, 1992

Finals

2 Radford (2-3) vs. Gardner-Webb, 2019

FEWEST FREE THROW ATTEMPTS - Game

3 Radford (2-3) vs. Gardner-Webb, Finals, 2019

First Round

4 Presbyterian (4-4) vs. Radford, 2014

Quarterfinals

4 Charleston Southern (3-4) at Winthrop, 2007

4 Liberty (3-4) vs. VMI, 2007

Semifinals

5 Liberty (2-5) vs. Campbell, 1992

5 High Point (4-5) vs. Winthrop, 2006

Finals

3 Radford (2-3) vs. Gardner-Webb, 2019

HIGHEST 3-POINT FIELD GOAL PERCENTAGE (min. 10 made) - Game

72.2 UNC Asheville (13-18) vs. Radford, Semifinals, 2009

First Round

53.8 Presbyterian (21-39) vs. UNC Asheville, 2019

Quarterfinals

71.4 Campbell (10-14) vs. Augusta, 1989

Semifinals

72.2 UNC Asheville (13-18) vs. Radford, 2009

Finals

55.0 Coastal Carolina (11-20) vs. Winthrop, 1993

MOST THREE-POINT FIELD GOALS - Game

21 Presbyterian (21-39) vs. UNC Asheville, First Round, 2019

First Round

21 Presbyterian (21-39) vs. UNC Asheville, 2019

Quarterfinals

17 Liberty (17-35) vs. VMI, 2008

Semifinals

15 High Point (15-39) vs. VMI, 2007

Finals

16 VMI (16-50) vs. Radford, 2009

Tournament

41 VMI (41-121), 2009

MOST THREE-POINT FIELD GOAL ATTEMPTS - Game

50 VMI (16-50) vs. Radford, Finals, 2009

First Round

39 Presbyterian (21-39) vs. UNC Asheville, 2019

Quarterfinals

42 VMI (15-42) vs. Coastal Carolina, 2009

Semifinals

39 High Point (15-39) vs. VMI, 2007

Finals

50 VMI (16-50) vs. Radford, 2009

Tournament

121 VMI (41-121), 2009

MOST THREE-POINT FIELD GOALS MADE, HALF - Game

13 Presbyterian (13-26) vs. UNC Asheville, First Round, 2019 (1st half)

First Round

13 Presbyterian (13-26) vs. UNC Asheville, 2019 (1st half)

Quarterfinals

10 Liberty (10-26) vs. VMI, 2008 (1st half)

10 Winthrop (10-21) vs. USC Upstate, 2020 (1st half)

Semifinals

11 UNC Asheville (11-15) vs. Radford, 2009 (2nd half)

Finals

9 VMI (9-22) vs. Radford, 2009 (1st half)

LOWEST 3-POINT FIELD GOAL PERCENTAGE (min. 10 attempts) - Game

5.6 Winthrop (1-18) vs. UNC Asheville, Quarterfinals, 2004

First Round

6.3 Coastal Carolina (1-16) vs. Liberty, 2013

Quarterfinals

5.6 Winthrop (1-18) vs. UNC Asheville, 2004

Semifinals

6.3 UNC Asheville (1-16) vs. Charleston Southern, 1997

Finals

7.1 High Point (1-14) vs. Liberty, 2004

MOST REBOUNDS - Game

59 Coastal Carolina vs. Charleston Southern, Quarterfinals, 2014

First Round

52 High Point at USC Upstate, 2020

Quarterfinals

59 Coastal Carolina vs. Charleston Southern, 2014

Semifinals

51 Radford vs. High Point, 2002

Finals

57 Radford vs. VMI, 2009

Tournament

171 Winthrop, 1993 (4 games)

MOST OFFENSIVE REBOUNDS - Game

27 Radford vs. High Point, Semifinals, 2002

First Round

24 Winthrop vs. UNC Asheville, 1993

Quarterfinals

25 Towson State vs. Winthrop, 1993

25 Radford vs. High Point, 2007

25 Coastal Carolina vs. Charleston Southern, 2014

Semifinals

27 Radford vs. High Point, 2002

Finals

26 Campbell vs. Liberty, 1994

LARGEST REBOUND MARGIN - Game

26 Radford (57) vs. VMI (31), Finals, 2009

First Round

22 High Point (52) at USC Upstate (30), 2020

Quarterfinals

22 Charleston Southern (54) vs. Augusta (32), 1987

22 Winthrop (47) vs. USC Upstate (25), 2020

Semifinals

20 Coastal Carolina (44) vs. VMI (24), 2011

Finals

26 Radford (57) vs. VMI (31), 2009

FEWEST REBOUNDS - Game

17 UNC Asheville vs. Radford, Quarterfinals, 1986

First Round

21 Charleston Southern vs. Longwood, 2016

Quarterfinals

17 UNC Asheville vs. Radford, 1986

Semifinals

19 Liberty vs. UNC Asheville, 2008

Finals

22 Radford vs. Winthrop, 1988

MOST ASSISTS - Game

27 UNC Asheville vs. Liberty, Quarterfinals, 1999

First Round

20 Presbyterian vs. UNC Asheville, 2019

Quarterfinals

27 UNC Asheville vs. Liberty, 1999

Semifinals

22 Radford vs. UMBC, 1998

22 Radford vs. UNC Asheville, 2009

Finals

25 Coastal Carolina vs. Augusta, 1991

Tournament

71 Winthrop, 1993 (4 games)

MOST STEALS - Game

19 VMI vs. Coastal Carolina, Quarterfinals, 2009

First Round

15 UNC Asheville vs. Longwood, 2013

Quarterfinals

19 VMI vs. Coastal Carolina, 2009

Semifinals

17 Radford vs. UNC Asheville, 1999

Finals

17 VMI vs. Radford, 2009

Tournament

46 VMI, 2009 (3 games)

MOST BLOCKED SHOTS - Game

12 Radford vs. UNC Asheville, Semifinals, 2009

First Round

8 Presbyterian at Charleston Southern, 2018

Quarterfinals

9 High Point vs. UNC Asheville, 2002

Semifinals

12 Radford vs. UNC Asheville, 2009

Finals

10 Liberty vs. Campbell, 1994

10 Radford vs. VMI, 2009

Tournament

28 Radford, 2009 (3 games)

MOST FOULS - Game

32 Radford vs. High Point, Quarterfinals, 2007

First Round

26 Longwood at Hampton, 2019

26 Campbell at UNC Asheville, 2020

Quarterfinals

32 Radford vs. High Point, 2007

Semifinals

30 Charleston Southern vs. Radford, 1988

Finals

29 VMI vs. Radford, 2009

FEWEST FOULS - Game

8 Winthrop vs. Charleston Southern, Quarterfinals, 2007

First Round

9 High Point vs. Gardner-Webb, 2012

9 Presbyterian at Charleston Southern, 2018

Quarterfinals

8 Winthrop vs. Charleston Southern, 2007

Semifinals

10 Coastal Carolina vs. Winthrop, 1990

10 UNC Asheville vs. Liberty, 1998

Finals

9 Winthrop vs. Campbell, 2017



MEN'S BASKETBALL TOURNAMENT RECORDS

MOST PLAYERS FOULED OUT - Game

- 4 UNC Asheville vs. Winthrop, Quarterfinals, 1988
- 4 Charleston Southern vs. Radford, Semifinals, 1988

First Round

- 3 Campbell at UNC Asheville, 2020

Quarterfinals

- 4 UNC Asheville vs. Winthrop, 1988

Semifinals

- 4 Charleston Southern vs. Radford, 1988

Finals

- 3 Augusta vs. Charleston Southern, 1986

MOST TURNOVERS - Game

- 27 Radford vs. VMI, Finals, 2009

First Round

- 19 Presbyterian at Campbell, 2017

Quarterfinals

- 26 Charleston Southern vs. Coastal Carolina, 2000

Semifinals

- 26 UNC Asheville vs. Radford, 1999

Finals

- 27 Radford vs. VMI, 2009

FEWEST TURNOVERS - Game

- 3 UNC Greensboro vs. Liberty, Finals, 1996
- 3 UNC Asheville vs. Campbell, First Round, 2020

First Round

- 3 UNC Asheville vs. Campbell, 2020

Quarterfinals

- 4 VMI vs. Longwood, 2013

Semifinals

- 4 UNC Asheville vs. Liberty, 2018

Finals

- 3 UNC Greensboro vs. Liberty, 1996

TOURNAMENT GAME - TWO TEAMS

MOST COMBINED POINTS - GAME

- 204 UNC Asheville (106) vs. Liberty (98), Quarterfinals, 1999

First Round

- 188 Winthrop (101) vs. UNC Asheville (87), 1993

Quarterfinals

- 204 UNC Asheville (106) vs. Liberty (98), 1999

Semifinals

- 180 Radford (94) vs. UNC Asheville (86), 2009

Finals

- 202 Radford (108) vs. VMI (94), 2009

FEWEST COMBINED POINTS - GAME

- 88 Liberty (42) vs. UNC Asheville (46), Semifinals, 1998

First Round

- 108 VMI (55) vs. Radford (53), 2012

Quarterfinals

- 95 Winthrop (46) vs. UNC Asheville (49), 2004

Semifinals

- 88 Liberty (42) vs. UNC Asheville (46), 1998

Finals

- 101 Winthrop (51) vs. Coastal Carolina (50), 2006

HIGHEST COMBINED FIELD GOAL PERCENTAGE - GAME

- 56.7 Augusta (35-59) vs. Winthrop (33-61), Semifinals, 1986

First Round

- 52.3 Presbyterian (30-53) vs. Radford (26-54), 2014

- 52.3 Longwood (29-54) at Charleston Southern (29-57), 2017

Quarterfinals

- 56.3 Charleston Southern (31-50) vs. Birmingham-Southern (23-46), 2006

- 56.3 UNC Asheville (31-50) vs. Radford (36-69), 2014

Semifinals

- 56.7 Augusta (35-59) vs. Winthrop (33-61), 1986

Finals

- 53.3 UNC Asheville (34-57) vs. Campbell (30-63), 1989

MOST COMBINED FIELD GOALS - GAME

- 73 Radford (38-63) vs. Augusta (35-73), Quarterfinals, 1988

First Round

- 69 UNC Asheville (36-75) vs. Winthrop (33-74), 1993

Quarterfinals

- 73 Radford (38-63) vs. Augusta (35-73), 1988

Semifinals

- 63 Charleston Southern (35-62) vs. Radford (28-60), 1992

- 63 VMI (32-66) vs. High Point (31-73), 2007

Finals

- 68 Radford (39-70) vs. VMI (29-76), 2009

MOST COMBINED FIELD GOAL ATTEMPTS - GAME

- 157 UNC Asheville (33-88) vs. High Point (31-69), Quarterfinals, 2005

First Round

- 149 UNC Asheville (36-75) vs. Winthrop (33-74), 1993

Quarterfinals

- 157 UNC Asheville (33-88) vs. High Point (31-69), 2005

Semifinals

- 142 Charleston Southern (25-74) vs. VMI (25-68), 2013

Finals

- 146 Radford (39-70) vs. VMI (29-76), 2009

LOWEST COMBINED FIELD GOAL PERCENTAGE - GAME

- 28.6 Liberty (16-59) vs. UNC Asheville (14-46), Semifinals, 1998

First Round

- 33.7 VMI (16-47) vs. Radford (16-48), 2012

Quarterfinals

- 30.0 Winthrop (16-50) vs. Charleston Southern (14-50), 2013

Semifinals

- 28.6 Liberty (16-59) vs. UNC Asheville (14-46), 1998

Finals

- 33.1 Charleston Southern (22-64) vs. Liberty (18-57), 1997

FEWEST COMBINED FIELD GOALS - GAME

- 30 Liberty (16-59) vs. UNC Asheville (14-46), Semifinals, 1998
- 30 Winthrop (16-50) vs. Charleston Southern (14-50), Quarterfinals, 2013

First Round

- 32 VMI (16-47) vs. Radford (16-48), 2012

Quarterfinals

- 30 Winthrop (16-50) vs. Charleston Southern (14-50), 2013

Semifinals

- 30 Liberty (16-59) vs. UNC Asheville (14-46), 1998

Finals

- 34 Coastal Carolina (18-51) vs. Winthrop (16-43), 2006

FEWEST COMBINED FIELD GOAL ATTEMPTS - GAME

- 84 Charleston Southern (17-34) vs. Winthrop (22-43), Quarterfinals, 1990
- 84 Coastal Carolina (20-37) vs. Winthrop (20-47), Semifinals, 1990

First Round

- 95 VMI (16-47) vs. Radford (16-48), 2012

Quarterfinals

- 84 Charleston Southern (17-34) vs. Winthrop (22-43), 1990

Semifinals

- 84 Coastal Carolina (20-37) vs. Winthrop (20-47), 1990

Finals

- 88 Radford (17-47) vs. Liberty (18-41), 2018

HIGHEST COMBINED FREE THROW PERCENTAGE - GAME

- 97.1 Winthrop (21-21) vs. Liberty (12-13), First Round, 2014

First Round

- 97.1 Winthrop (21-21) vs. Liberty (12-13), 2014

Quarterfinals

- 91.1 Hampton (17-18) at Campbell (24-27), 2019

Semifinals

- 87.1 Towson State (15-16) vs. Liberty (12-15), 1994

Finals

- 86.7 Liberty (10-10) at Radford (16-20), 2018

MOST COMBINED FREE THROWS - GAME

- 53 Charleston So. (28-38) vs. Coastal Carolina (25-54), Q'finals, 2000
- 53 UNC Asheville (36-41) vs. Radford (17-26), Semifinals, 2000

First Round

- 43 Longwood (25-26) vs. UNC Asheville (18-25), 2013

Quarterfinals

- 53 Charleston Southern (28-38) vs. Coastal Carolina (25-54), 2000

Semifinals

- 53 UNC Asheville (36-41) vs. Radford (17-26), 2000

Finals

- 47 UNC Asheville (27-31) vs. Radford (20-28), 2003
- 47 Radford (27-39) vs. VMI (20-25), 2009

MOST COMBINED FREE THROW ATTEMPTS - GAME

- 74 B'ham-Southern (24-39) vs. Charleston So. (23-35), Q'finals, 2006

First Round

- 56 Liberty (25-31) vs. Coastal Carolina (16-25), 2013
- 56 UNC Asheville (28-42) vs. Campbell (10-14), 2020

Quarterfinals

- 74 Birmingham-Southern (24-39) vs. Charleston Southern (23-35), 2006

Semifinals

- 68 Radford (27-37) vs. UNC Asheville (23-31), 1999
- 68 Winthrop (32-40) vs. Elon (19-28), 2002

Finals

- 64 Radford (27-39) vs. VMI (20-25), 2009

LOWEST COMBINED FREE THROW PERCENTAGE

- 41.2 UNC Asheville (8-26) vs. Augusta (13-25), Quarterfinals, 1991

First Round

- 57.9 High Point (4-13) at USC Upstate (18-25), 2020

Quarterfinals

- 41.2 UNC Asheville (8-26) vs. Augusta (13-25), 1991

Semifinals

- 50.0 Winthrop (11-23) vs. Coastal Carolina (7-13), 1988

Finals

- 56.9 Campbell (21-34) vs. Charleston Southern (8-17), 1992

FEWEST COMBINED FREE THROWS - GAME

- 10 Liberty (3-4) vs. VMI (7-11), Quarterfinals, 2007

First Round

- 16 Presbyterian (6-12) at Charleston Southern (10-13), 2018

Quarterfinals

- 10 Liberty (3-4) vs. VMI (7-11), 2007

Semifinals

- 11 Charleston Southern (3-5) vs. Radford (8-10), 2019

Finals

- 14 Charleston Southern (9-14) vs. Campbell (5-10), 1987

FEWEST COMBINED FREE THROW ATTEMPTS - GAME

- 15 Liberty (3-4) vs. VMI (7-11), Quarterfinals, 2007
- 15 Charleston Southern (3-5) vs. Radford (8-10), Semifinals, 2019

First Round

- 25 Presbyterian (6-12) at Charleston Southern (10-13), 2018

Quarterfinals

- 15 Liberty (3-4) vs. VMI (7-11), 2007

Semifinals

- 15 Charleston Southern (3-5) vs. Radford (8-10), 2019

Finals

- 24 Charleston Southern (9-14) vs. Campbell (5-10), 1987

MOST COMBINED THREE-POINT FIELD GOALS - GAME

- 29 Liberty (17-35) vs. VMI (12-30), Quarterfinals, 2008

First Round

- 26 Presbyterian (21-39) vs. UNC Asheville (5-21), 2019

Quarterfinals

- 29 Liberty (17-35) vs. VMI (12-30), 2008

Semifinals

- 27 High Point (15-39) vs. VMI (12-30), 2007

Finals

- 24 VMI (12-34) vs. Winthrop (12-35), 2007

MOST COMBINED THREE-POINT FIELD GOAL ATTEMPTS - GAME

- 77 VMI (15-42) vs. Coastal Carolina (10-35), Quarterfinals, 2009

First Round

- 60 Presbyterian (21-39) vs. UNC Asheville (5-21), 2019

Quarterfinals

- 77 VMI (15-42) vs. Coastal Carolina (10-35), 2009

Semifinals

- 69 High Point (15-39) vs. VMI (12-30), 2007

Finals

- 69 Winthrop (12-35) vs. VMI (12-34), 2007

HIGHEST COMBINED 3-POINT PERCENTAGE (min. 10 made combined)

- 63.6 Radford (9-14) vs. Winthrop (5-8), Quarterfinals, 1992

First Round

- 46.0 Charleston Southern (13-28) vs. Presbyterian (10-22), 2020

Quarterfinals

- 63.6 Radford (9-14) vs. Winthrop (5-8), 1992

Semifinals

- 62.5 UNC Asheville (13-18) vs. Radford (7-14), 2009

Finals

- 48.6 Winthrop (11-22) vs. Charleston Southern (7-15), 2005

FEWEST COMBINED THREE-POINT FIELD GOALS - GAME

- 3 Davidson (3-12) vs. Winthrop (0-6), Quarterfinals, 1991
- 3 Charleston Southern (1-14) vs. Radford (2-8), Quarterfinals, 2010

First Round

- 5 Winthrop (2-14) vs. Radford (3-14), 2013

Quarterfinals

- 3 Davidson (3-12) vs. Winthrop (0-6), 1991
- 3 Charleston Southern (1-14) vs. Radford (2-8), 2010

Semifinals

- 5 Charleston Southern (4-14) vs. UNC Asheville (1-16), 1997
- 5 Radford (2-18) vs. Winthrop (3-11), 2010

Finals

- 5 UNC Asheville (2-11) vs. Coastal Carolina (3-16), 2011



MEN'S BASKETBALL NCAA TOURNAMENT HISTORY

The Big South Conference first secured an automatic bid to the NCAA Championship in 1992, and has sent its postseason tournament champion to the Big Dance every year since, with the exception of 1995. The first Big South member to advance to the Tournament was Coastal Carolina in 1991, when the Chanticleers defeated Jackson State in a play-in game to earn its Tournament berth. In 1992, charter member Campbell earned the league's first automatic bid. The 2006-07 Winthrop Eagles earned the highest seed ever bestowed upon a Big South school as a No. 11 seed.

UNC Asheville was the first Big South program to win a men's tournament game with its Opening Round victory vs. Texas Southern in 2003. Winthrop became the first member to advance to the NCAA Tournament Second Round with its resounding 74-64 win over Notre Dame in 2007. Below is a look at the league's annual NCAA Tournament pairings.

1991 - #15 COASTAL CAROLINA at Southeast Regional - Louisville, Ky.

March 14 #2 Indiana L, 69-79 1st Round

1992 - #16 CAMPBELL at East Regional - Greensboro, N.C.

March 19 #1 Duke L, 56-82 1st Round

1993 - #16 COASTAL CAROLINA at West Regional - Tucson, Ariz.

March 19 #1 Michigan L, 53-84 1st Round

1994 - #16 LIBERTY at East Regional - Landover, Md.

March 18 #1 North Carolina L, 51-71 1st Round

1996 - #15 UNC GREENSBORO at Southeast Regional - Orlando, Fla.

March 15 #2 Cincinnati L, 61-66 1st Round

1997 - #15 CHARLESTON SOUTHERN at Midwest Regional - Auburn Hills, Mich.

March 13 #2 UCLA L, 75-109 1st Round

1998 - #16 RADFORD at Southeast Regional - Lexington, Ky.

March 13 #1 Duke L, 63-99 1st Round

1999 - #16 WINTHROP at Midwest Regional - Indianapolis, Ind.

March 11 #1 Auburn L, 41-80 1st Round

2000 - #14 WINTHROP at West Regional - Tucson, Ariz.

March 16 #3 Oklahoma L, 50-74 1st Round

2001 - WINTHROP at Opening Round - Dayton, Ohio

March 13 Northwestern State L, 67-71 Opening Round

2002 - #16 WINTHROP at South Regional - Greenville, S.C.

March 14 #1 Duke L, 37-84 1st Round

2003 - UNC ASHEVILLE at Opening Round - Dayton, Ohio

March 18 Texas Southern (OT) W, 92-84 Opening Round

#16 UNC ASHEVILLE at South Regional - Birmingham, Ala.

March 21 #1 Texas L, 61-82 1st Round

2004 - #16 LIBERTY at East Rutherford Regional - Buffalo, N.Y.

March 18 #1 St. Joseph's L, 63-82 1st Round

2005 - #14 WINTHROP at Albuquerque Regional - Tucson, Ariz.

March 17 #3 Gonzaga L, 64-74 1st Round

2006 - #15 WINTHROP at Washington, D.C. Regional - Greensboro, N.C.

March 16 #2 Tennessee L, 61-63 1st Round

2007 - #11 WINTHROP at St. Louis Regional - Spokane, Wash.

March 16 #6 Notre Dame W, 74-64 1st Round

March 18 #3 Oregon L, 61-75 2nd Round

2008 - #13 WINTHROP at Charlotte Regional - Denver, Colo.

March 20 #4 Washington State L, 40-71 1st Round

2009 - #16 RADFORD at South Regional - Greensboro, N.C.

March 19 #1 North Carolina L, 58-101 1st Round

2010 - WINTHROP at Opening Round - Dayton, Ohio

March 16 Arkansas-Pine Bluff L, 44-61 Opening Round

2011 - #16 UNC ASHEVILLE at First Four - Dayton, Ohio

March 15 #16 Arkansas-Little Rock (OT) W, 81-77 1st Round

#16 UNC ASHEVILLE at Southeast Regional - Washington, D.C.

March 17 #1 Pittsburgh L, 51-74 2nd Round

2012 - #16 UNC ASHEVILLE at East Regional - Pittsburgh, Pa.

March 15 #1 Syracuse L, 65-72 2nd Round

2013 - #16 LIBERTY at First Four - Dayton, Ohio

March 19 #16 North Carolina A&T L, 72-73 1st Round

2014 - #16 COASTAL CAROLINA at East Regional - Raleigh, N.C.

March 21 #1 Virginia L, 59-70 2nd Round

2015 - #16 COASTAL CAROLINA at West Region - Omaha, Neb.

March 20 #1 Wisconsin L, 72-86 2nd Round

2016 - #15 UNC ASHEVILLE at South Region - Brooklyn, N.Y.

March 18 #2 Villanova L, 56-86 1st Round

2017 - #13 WINTHROP at South Region - Milwaukee, Wis.

March 16 #4 Butler L, 64-76 1st Round

2018 - #16 RADFORD at First Four - Dayton, Ohio

March 13 #16 LIU-Brooklyn W, 71-61

#16 RADFORD at East Region - Pittsburgh, Pa.

March 15 #1 Villanova L, 61-87 1st Round

2019 - #16 GARDNER-WEBB at South Region - Columbia, S.C.

March 22 #1 Virginia L, 56-71 1st Round

SCHOOL	BERTHS	YEARS	W	L	BEST FINISH	BEST SEEDING
Winthrop	11	1999-00-01-02-05-06-07-08-10-17-20^	1	10	2nd Round	No. 11
UNC Asheville	4	2003-11-12-16	2	4	2nd Round	No. 15
Coastal Carolina	4	1991-93-14-15	0	4	2nd Round	No. 15
Radford	3	1998-09-18	1	3	1st Round	No. 16
Liberty	3	1994-04-13	0	3	1st Round	No. 16
Campbell	1	1992	0	1	1st Round	No. 16
UNC Greensboro	1	1996	0	1	1st Round	No. 15
Charleston Southern	1	1997	0	1	1st Round	No. 15
Gardner-Webb	1	2019	0	1	1st Round	No. 16

Note - NCAA Play-In games do not count as an official NCAA Championship appearance and are not included in NCAA won-loss records.

^ - Earned Automatic Bid but did not compete due to COVID-10 pandemic

current men's basketball playing members in bold

MEN'S BASKETBALL POSTSEASON HISTORY - NIT



2008 - #8 UNC ASHEVILLE

March 18 at #1 Ohio State L, 66-84 1st Round

2010 - #7 COASTAL CAROLINA

March 16 at #2 UAB L, 49-65 1st Round

2011 - #8 COASTAL CAROLINA

March 15 at #1 Alabama L, 44-68 1st Round

2013 - #8 CHARLESTON SOUTHERN

March 20 at #1 Southern Mississippi L, 71-78 1st Round

2014 - #8 HIGH POINT

March 18 at #1 Minnesota L, 81-88 1st Round

2015 - #8 CHARLESTON SOUTHERN

March 18 at #1 Old Dominion L, 56-65 1st Round

2016 - #8 HIGH POINT

March 15 at #1 South Carolina L, 66-88 1st Round

2018 - #8 UNC ASHEVILLE

March 13 at #1 Southern Cal (2OT) L, 98-103 1st Round

2019 - #8 CAMPBELL

March 19 at #1 UNC Greensboro L, 69-84 1st Round

MEN'S BASKETBALL POSTSEASON HISTORY - CIT



2009 - LIBERTY

March 17 RIDER W, 79-64 1st Round
March 23 JAMES MADISON L, 65-88 2nd Round

2012 - COASTAL CAROLINA

March 13 at Old Dominion L, 66-68 1st Round

2013 - GARDNER-WEBB

March 19 EASTERN KENTUCKY L, 62-69 1st Round

HIGH POINT

March 20 at UC-Irvine L, 71-80 1st Round

2014 - VMI

March 18 at Canisius W, 111-100 1st Round
March 22 IPFW W, 106-95 2nd Round
March 26 at Ohio W, 92-90 Quarterfinals
April 1 YALE L, 62-75 Semifinals

2015 - HIGH POINT

March 18 UMES W, 70-64 1st Round
March 20 at Eastern Kentucky L, 65-66 2nd Round

2016 - COASTAL CAROLINA

March 15 MERCER W, 65-57 1st Round
March 19 NEW HAMPSHIRE W, 71-62 2nd Round
March 23 GRAND CANYON W, 60-58 Quarterfinals
March 27 UC-IRVINE L, 47-66 Semifinals

2017 - LIBERTY

March 13 NORFOLK STATE W, 73-64 1st Round
March 20 SAMFORD W, 66-58 2nd Round
March 26 at UMBC L, 68-80 Quarterfinals

CAMPBELL

March 14 HOUSTON BAPTIST W, 98-79 1st Round
March 20 UT-MARTIN W, 73-56 2nd Round
March 25 at Furman L, 64-79 Quarterfinals

UNC ASHEVILLE

March 16 at UT-Martin L, 75-89 1st Round

2018 - LIBERTY

March 12 NORTH CAROLINA A&T W, 65-52 1st Round
March 24 CENTRAL MICHIGAN W, 84-71 Quarterfinals
March 28 ILLINOIS-CHICAGO L, 51-67 Semifinals

2019 - PRESBYTERIAN

March 20 at Seattle W, 73-68 1st Round
March 24 at Robert Morris W, 77-70 2nd Round
March 26 at Marshall L, 66-83 Quarterfinals

CHARLESTON SOUTHERN

March 21 FLORIDA ATLANTIC W, 68-66 1st Round
March 26 at Hampton L, 67-73 2nd Round

HAMPTON

March 21 ST. FRANCIS-BROOKLYN W, 81-72 1st Round
March 26 CHARLESTON SOUTHERN W, 73-67 2nd Round
March 28 at NJIT W, 72-70 Quarterfinals
April 2 at Marshall L, 78-80 Semifinals

MEN'S BASKETBALL POSTSEASON HISTORY - CBI



2014 - RADFORD

March 19 at Oregon State W, 96-92 1st Round
March 24 at Old Dominion L, 59-82 Quarterfinals

2015 - RADFORD

March 18 at Delaware State W, 78-57 1st Round
March 23 at Vermont L, 71-78 Quarterfinals

GARDNER-WEBB

March 18 at Colorado L, 78-87 1st Round

2018 - CAMPBELL

March 14 MIAMI (OHIO) W, 97-87 1st Round
March 19 NEW ORLEANS W, 71-69 Quarterfinals
March 22 at San Francisco L, 62-65 Semifinals

2019 - LONGWOOD

March 20 SOUTHERN MISSISSIPPI W, 90-68 1st Round
March 25 at DePaul L, 89-97 Quarterfinals

**ASSOCIATED PRESS ALL-AMERICAN**

1992-93	Tony Dunkin, Coastal Carolina	Honorable Mention
2000-01	Torrey Butler, Coastal Carolina	Honorable Mention
2001-02	Greg Lewis, Winthrop	Honorable Mention
2002-03	Torrey Butler, Coastal Carolina	Honorable Mention
2003-04	Danny Gathings, High Point	Honorable Mention
2004-05	Pepe Paelay, Coastal Carolina	Honorable Mention
2005-06	Jack Leasure, Coastal Carolina	Honorable Mention
2006-07	Arizona Reid, High Point	Honorable Mention
2007-08	Arizona Reid, High Point	Honorable Mention
2008-09	Art Parakhouski, Radford	Honorable Mention
2009-10	Art Parakhouski, Radford	Honorable Mention
2010-11	Jesse Sanders, Liberty	Honorable Mention
2011-12	Matt Dickey, UNC Asheville	Honorable Mention
2012-13	Stan Okoye, VMI	Honorable Mention
2013-14	John Brown, High Point	Honorable Mention
2014-15	Saah Nimley, Charleston So.	Honorable Mention
2015-16	John Brown, High Point	Honorable Mention
2016-17	Keon Johnson, Winthrop	Honorable Mention
2017-18	Xavier Cooks, Winthrop	Honorable Mention
2018-19	Chris Clemons, Campbell	Honorable Mention

BOXTOROW ALL-AMERICAN

2018-19	Jermaine Marrow, Hampton	1st Team
2019-20	Jermaine Marrow, Hampton	1st Team
	Ben Stanley, Hampton	1st Team

COLLEGEINSIDER.COM ALL-AMERICAN

2018-19	Chris Clemons, Campbell
2019-20	Carlík Jones, Radford

COLLEGEINSIDER.COM**RILEY WALLACE ALL-AMERICA TEAM**

2011-12	Kelvin Martin, Charleston Southern
	Jesse Sanders, Liberty
2017-18	Scottie James, Liberty

PLAYBOY ALL-AMERICAN

1988-89	Derek Wilson, Coastal Carolina
---------	--------------------------------

UNITED STATES BASKETBALL WRITERS ASSOCIATION ALL-AMERICAN

2018-19	Chris Clemons, Campbell	3rd Team
---------	-------------------------	----------

COLLEGEINSIDER.COM MID-MAJOR DEFENSIVE ALL-AMERICAN

2009-10	Mantoris Robinson, Winthrop
2010-11	Kelvin Martin, Charleston Southern
2011-12	Kelvin Martin, Charleston Southern
2017-18	Ryan Kemrite, Liberty

ALL-MID-MAJOR MADNESS TEAMS

2016-17	Keon Johnson, Winthrop	3rd Team
	Chris Clemons, Campbell	Honorable Mention
2017-18	Chris Clemons, Campbell	Honorable Mention
2019-20	Carlík Jones, Radford	3rd Team

BASKETBALL TIMES ALL-MID-MAJOR TEAM

2013-14	John Brown, High Point	Honorable Mention
---------	------------------------	-------------------

COLLEGEHOOPS.NET MID-MAJOR ALL-AMERICAN

2007-08	Arizona Reid, High Point	1st Team
	Reggie Williams, VMI	2nd Team
2008-09	Art Parakhouski, Radford	2nd Team
	Seth Curry, Liberty	4th Team
	Chavis Holmes, VMI	4th Team
2009-10	Art Parakhouski, Radford	1st Team
	Joseph Harris, Coastal Carolina	Honorable Mention
2010-11	Chad Gray, Coastal Carolina	Honorable Mention
	Jesse Sanders, Liberty	Honorable Mention
2011-12	Matt Dickey, UNC Asheville	4th Team
	Nick Barbour, High Point	Honorable Mention
	Jesse Sanders, Liberty	Honorable Mention

COLLEGEINSIDER.COM MID-MAJOR ALL-AMERICAN

2006-07	Craig Bradshaw, Winthrop
2007-08	Arizona Reid, High Point (Honorable Mention)
2008-09	Seth Curry, Liberty
	Anthony Smith, Liberty (Honorable Mention)
2009-10	Art Parakhouski, Radford
2014-15	John Brown, High Point
	Saah Nimley, Charleston Southern
2015-16	John Brown, High Point
2016-17	Chris Clemons, Campbell
	Keon Johnson, Winthrop
2017-18	Chris Clemons, Campbell
2018-19	Chris Clemons, Campbell
	Carlík Jones, Radford
	Jermaine Marrow, Hampton
2019-20	Carlík Jones, Radford

BASKETBALL TIMES ALL-FRESHMAN TEAM

2008-09	Seth Curry, Liberty	1st Team
---------	---------------------	----------

COLLEGEHOOPS.NET ALL-FRESHMAN TEAM

2008-09	Seth Curry, Liberty	2nd Team
---------	---------------------	----------

COLLEGEINSIDER.COM**KYLE MACY FRESHMAN ALL-AMERICA**

2012-13	John Brown, High Point
2013-14	QJ Peterson, VMI
2015-16	Dylan Smith, UNC Asheville
2016-17	MaCio Teague, UNC Asheville
2017-18	Carlík Jones, Radford
2018-19	Adam Flagler, Presbyterian
2019-20	DJ Burns Jr., Winthrop
	Tommy Bruner, USC Upstate

COLLEGEHOOPS.NET MID-MAJOR FRESHMAN OF THE YEAR

2008-09	Seth Curry, Liberty
---------	---------------------

COLLEGEHOOPS.NET MID-MAJOR ALL-FRESHMAN TEAM

2007-08	Omar Carter, Charleston Southern	2nd Team
2008-09	Seth Curry, Liberty	1st Team
	Nick Barbour, High Point	3rd Team

COLLEGEINSIDER.COM MID-MAJOR FRESHMAN ALL-AMERICAN

2011-12	Trey Freeman, Campbell
	Saah Nimley, Charleston Southern
2012-13	Michael Kessens, Longwood

COLLEGEINSIDER.COM NATIONAL MOST VALUABLE PLAYER

2006-07	Chris Gaynor, Winthrop
---------	------------------------

COLLEGEINSIDER.COM ALL-TOURNAMENT TEAM

2016-17	Chris Clemons, Campbell
---------	-------------------------

NBA DRAFT PICKS

1987	Clarence Grier, Campbell	Rockets (7th RD, 151st)
------	--------------------------	-------------------------

NBA PLAYERS

Julius Nwosu, Liberty	1992 (Spurs)
Peter Aluma, Liberty	1998 (Kings, Suns)
Reggie Williams, VMI	2010-15 (four teams)
CHRIS CLEMONS, Campbell	2019-present (Rockets)
JAVONTE GREEN, Radford	2019-present (Celtics)

HARLEM GLOBETROTTERS

Pascal Fleury, UMBC	"Frenchy"
Peter Aluma, Liberty	
Eric Hall, Radford	"Hacksaw"
John Williams, UNC Asheville	"Jet"
Corey Law, High Point	"Thunder"

BOB COUSY AWARD CANDIDATES

2012-13	Trey Freeman, Campbell
---------	------------------------

BOXTOROW NATIONAL PLAYERS OF THE YEAR

2018-19	Jermaine Marrow, Hampton
2019-20	Jermaine Marrow, Hampton

COLLEGEINSIDER.COM LOU HENSON AWARD PLAYER OF THE YEAR WATCH LIST

2014-15	John Brown, High Point (Finalist)
	Saah Nimley, Charleston Southern (Finalist)
	Jerome Hill, Gardner-Webb (midseason)
2015-16	John Brown, High Point
2016-17	Xavier Cooks, Winthrop
	John Dawson, Liberty
2017-18	Chris Clemons, Campbell
	Xavier Cooks, Winthrop
	MaCio Teague, UNC Asheville
	Ahmad Thomas, UNC Asheville
2018-19	Chris Clemons, Campbell
	Ed Polite Jr., Radford
2019-20	Carlík Jones, Radford
	Jermaine Marrow, Hampton
	Jose Perez, Gardner-Webb
	Ben Stanley, Hampton (midseason)

COLLEGEINSIDER.COM LUTE OLSON AWARD PLAYER OF THE YEAR WATCH LIST

2017-18	Chris Clemons, Campbell
	MaCio Teague, UNC Asheville
2018-19	Chris Clemons, Campbell
2019-20	Carlík Jones, Radford

JULIUS ERVING AWARD WATCH LIST

2015-16	John Brown, High Point
---------	------------------------

NAISMITH TROPHY MIDSEASON TEAM

2018-19	Chris Clemons, Campbell
---------	-------------------------

UNITED STATES BASKETBALL WRITERS ASSOCIATION ALL-DISTRICT

2006-07	Arizona Reid, High Point	1st Team
2009-10	Art Parakhouski, Radford	1st Team
2012-13	Stan Okoye, VMI	1st Team
2017-18	Chris Clemons, Campbell	1st Team
2018-19	Chris Clemons, Campbell	1st Team

NABC ALL-DISTRICT

1996-97	Peter Aluma, Liberty	2nd Team
2006-07	Arizona Reid, High Point	2nd Team
	Reggie Williams, VMI	2nd Team
2007-08	Reggie Williams, VMI	1st Team
	Arizona Reid, High Point	2nd Team
2008-09	Chavis Holmes, VMI	1st Team
	Anthony Smith, Liberty	1st Team
	Seth Curry, Liberty	2nd Team
	Grayson Flittner, Gardner-Webb	2nd Team
	Art Parakhouski, Radford	2nd Team
2009-10	Art Parakhouski, Radford	1st Team
2010-11	Desmond Holloway, Coastal Carolina	1st Team
	Chad Gray, Coastal Carolina	1st Team
	Jamarco Warren, Charleston Southern	1st Team
	Jesse Sanders, Liberty	2nd Team
	Evan Gordon, Liberty	2nd Team
	Stan Okoye, VMI	2nd Team
2011-12	Nick Barbour, High Point	1st Team
	Matt Dickey, UNC Asheville	1st Team
	Eric Griffin, Campbell	1st Team
	J.P. Primm, UNC Asheville	1st Team
	Kelvin Martin, Charleston Southern	2nd Team
	Anthony Raffa, Coastal Carolina	2nd Team
	Jesse Sanders, Liberty	2nd Team
2012-13	Saah Nimley, Charleston Southern	1st Team
	Stan Okoye, VMI	1st Team
	Anthony Raffa, Coastal Carolina	1st Team
	Jeremy Atkinson, UNC Asheville	2nd Team
	John Brown, High Point	2nd Team
	Allan Chaney, High Point	2nd Team
2013-14	John Brown, High Point	1st Team
	D.J. Covington, VMI	1st Team
	Javonte Green, Radford	1st Team
	Rodney Glasgow, VMI	2nd Team
	Andrew Rowsey, UNC Asheville	2nd Team
2014-15	John Brown, High Point	1st Team
	Keon Moore, Winthrop	1st Team
	Saah Nimley, Charleston Southern	1st Team
	Warren Gillis, Coastal Carolina	2nd Team
	Javonte Green, Radford	2nd Team
	Jerome Hill, Gardner-Webb	2nd Team
2015-16	John Brown, High Point	1st Team
	Keon Johnson, Winthrop	1st Team
	DeSean Murray, Presbyterian	1st Team
	Tyrell Nelson, Gardner-Webb	2nd Team
2016-17	Keon Johnson, Winthrop	1st Team
	Ahmad Thomas, UNC Asheville	1st Team
	Xavier Cooks, Winthrop	2nd Team
	MaCio Teague, UNC Asheville	2nd Team
	Chris Clemons, Campbell	2nd Team
2017-18	Xavier Cooks, Winthrop	1st Team
	Chris Clemons, Campbell	1st Team
	Ahmad Thomas, UNC Asheville	1st Team
	Ed Polite Jr., Radford	2nd Team
	MaCio Teague, UNC Asheville	2nd Team
2018-19	Chris Clemons, Campbell	1st Team
	Jermaine Marrow, Hampton	1st Team
	Ed Polite Jr., Radford	1st Team
	Carlík Jones, Radford	1st Team
	David Efanayi, Gardner-Webb	2nd Team
	Jahaad Proctor, High Point	2nd Team
2019-20	Carlík Jones, Radford	1st Team
	Jermaine Marrow, Hampton	1st Team
	Phlandrous Fleming Jr., Charleston So.	2nd Team
	Ben Stanley, Hampton	2nd Team

NABC ANNUAL ALL-STAR GAME PARTICIPANTS

2006-07	Torrell Martin, Winthrop	
2009-10	Art Parakhouski, Radford	
2017-18	Xavier Cooks, Winthrop	
2018-19	Chris Clemons, Campbell	West Team MVP

NABC ANNUAL SLAM DUNK COMPETITION PARTICIPANTS

1993	Tony Dunkin, Coastal Carolina
2011	John Williams, UNC Asheville (Runner-Up)
2013	Corey Law, High Point
2016	Shaquille Johnson, Longwood

ALL-TIME MEN'S BASKETBALL HONORS



NABC ANNUAL 3-POINT FG COMPETITION PARTICIPANTS

2012 Nick Barbour, High Point

UNITED STATES BASKETBALL WRITERS ASSOCIATION

NATIONAL PLAYER OF THE WEEK

2014-15 Jerome Hill, Gardner-Webb Jan. 20
2018-19 Chris Clemons, Campbell Feb. 5

COLLEGEINSIDER.COM NATIONAL PLAYER OF THE WEEK

2014-15 Saah Nimley, Charleston Southern Jan. 26
2015-16 Rashun Davis, Radford Nov. 16
Adam Weary, High Point Feb. 29
2017-18 Chris Clemons, Campbell Jan. 15
2018-19 Chris Clemons, Campbell Feb. 4

DICK VITALE'S "DIAPER DANDY OF THE WEEK"

2008-09 Seth Curry, Liberty Dec. 1, Jan. 19

DICK VITALE'S "SHOCK OF THE WEEK"

2008-09 VMI (co-winner) Nov. 17

NCAA.COM PLAYER OF THE WEEK

2016-17 Keon Johnson, Winthrop March 6

NCAA.COM ALL-WEEK TEAM

2016-17 Keon Johnson, Winthrop Jan. 9 & March 6
Chris Clemons, Campbell March 6

NABC NATIONAL TEAM OF THE WEEK

2017-18 Presbyterian College Dec. 5
2018-19 Radford Dec. 4

COLLEGEINSIDER.COM HUGH DURHAM

MID-MAJOR COACH OF THE YEAR

2006-07 Gregg Marshall, Winthrop WINNER
2008-09 Duggar Baucom, VMI Finalist
Brad Greenberg, Radford Finalist
2009-10 Cliff Ellis, Coastal Carolina Finalist
2010-11 Cliff Ellis, Coastal Carolina Finalist
2012-13 Chris Holtmann, Gardner-Webb Finalist
2015-16 Nick McDevitt, UNC Asheville Finalist
2018-19 Dustin Kerns, Presbyterian Finalist
2019-20 Mike Jones, Radford Finalist
Pat Kelsey, Winthrop Finalist

COLLEGEINSIDER.COM JIM PHELAN

NATIONAL COACH OF THE YEAR

2006-07 Gregg Marshall, Winthrop Finalist
2018-19 Dustin Kerns, Presbyterian Finalist

BEN JOBE COACH OF THE YEAR AWARD

2013-14 Mike Jones, Radford Finalist
2016-17 Ritchie McKay, Liberty Finalist
2017-18 Mike Jones, Radford Finalist
2018-19 Mike Jones, Radford Finalist
2019-20 Mike Jones, Radford Finalist

CLAIR BEE COACH OF THE YEAR AWARD

2008-09 Brad Greenberg, Radford Finalist

GENE BARTOW AWARD

2013-14 Cliff Ellis, Coastal Carolina WINNER

SKIP PROSSER MAN OF THE YEAR AWARD

2015-16 Pat Kelsey, Winthrop Finalist
2016-17 Nick McDevitt, UNC Asheville Finalist
Ritchie McKay, Liberty Finalist
2017-18 Mike Jones, Radford Finalist
2018-19 Mike Jones, Radford Finalist
2019-20 Tim Craft, Gardner-Webb Finalist

JOE B. HALL NATIONAL FIRST-YEAR

COACH OF THE YEAR AWARD

2013-14 Tim Craft, Gardner-Webb Finalist
Nick McDevitt, UNC Asheville Finalist
2018-19 Griff Aldrich, Longwood Finalist
2019-20 Quinton Ferrell, Presbyterian Finalist

COLLEGEINSIDER.COM NATIONAL ROOKIE

COACH OF THE YEAR

2004-05 Bart Lundy, High Point WINNER

NABC GUARDIANS OF THE GAME SERVICE AWARD

2015-16 Gregg & Peggy Nibert, Presbyterian WINNER

NABC DISTRICT COACH OF THE YEAR

2008-09 Duggar Baucom, VMI
2013-14 Scott Cherry, High Point
2014-15 Barclay Radebaugh, Charleston Southern
2016-17 Nick McDevitt, UNC Asheville (Co-Coach)
2017-18 Mike Jones, Radford

RED AUERBACH COLLEGE COACH OF THE YEAR

2009-10 Brad Greenberg, Radford Finalist

UNITED STATES BASKETBALL WRITERS ASSOCIATION

COACH OF THE YEAR

2006-07 Gregg Marshall, Winthrop District III

COLLEGEINSIDER.COM TOP 25

MID-MAJOR ASSISTANT COACHES

2009 Paul Molinari, Winthrop

NABC 30-UNDER 30

2015-16 Trey Brown, High Point

CBS CHEVROLET PLAYER OF THE GAME

1991 Robert Dowdell, Coastal Carolina (Play-in Game)
Brian Penny, Coastal Carolina (vs. Indiana)
1992 Mark Mocnik, Campbell (vs. Duke)
1993 Mohammed Acha, Coastal Carolina (vs. Michigan)
2005 Torrell Martin, Winthrop (vs. Gonzaga)
2006 Torrell Martin, Winthrop (vs. Tennessee)
2007 Craig Bradshaw, Winthrop (vs. Notre Dame)
Torrell Martin, Winthrop (vs. Oregon)
2008 Taj McCullough, Winthrop (vs. Washington State)
2009 Joey Lynch-Flohr, Radford (vs. North Carolina)

RICHMOND TIMES-DISPATCH STATE OF VIRGINIA

COACH OF THE YEAR

2008-09 Brad Greenberg, Radford

RICHMOND TIMES-DISPATCH ALL-STATE

1996-97 Peter Aluma, Liberty
2007-08 Reggie Williams, VMI 1st Team
Chavis Holmes, VMI Honorable Mention
2008-09 Art Parakhouski, Radford 1st Team
Chavis Holmes, VMI 1st Team
Seth Curry, Liberty 2nd Team
Travis Holmes, VMI 2nd Team
2009-10 Art Parakhouski, Radford 1st Team
2010-11 Jesse Sanders, Liberty Honorable Mention
2012-13 Stan Okoye, VMI 2nd Team

NCCSIA (NORTH CAROLINA ALL-STATE)

2007-08 Arizona Reid, High Point 1st Team
Bryan Smithson, UNC Asheville 2nd Team
2008-09 Nick Barbour, High Point 2nd Team
Cruz Daniels, High Point 2nd Team
2009-10 Nick Barbour, High Point 1st Team
2010-11 Nick Barbour, High Point 2nd Team
2011-12 Nick Barbour, High Point 1st Team
Matt Dickey, UNC Asheville 1st Team
Eric Griffin, Campbell 1st Team
J.P. Primm, UNC Asheville 1st Team
2012-13 Jeremy Atkinson, UNC Asheville 1st Team
John Brown, High Point 1st Team
Allan Chaney, High Point 2nd Team
2013-14 John Brown, High Point 1st Team
Andrew Rowsey, UNC Asheville 1st Team
D.J. Cunningham, UNC Asheville 2nd Team
Jaron Lane, UNC Asheville 2nd Team
Devante Wallace, High Point 2nd Team
2014-15 John Brown, High Point 1st Team
Jerome Hill, Gardner-Webb 1st Team
Tyrell Nelson, Gardner-Webb 2nd Team
Devante Wallace, High Point 2nd Team
2015-16 Chris Clemons, Campbell 1st Team
Tyrell Nelson, Gardner-Webb 2nd Team
Sam Hughes, UNC Asheville 2nd Team
Ahmad Thomas, UNC Asheville 2nd Team
2016-17 Chris Clemons, Campbell 1st Team
2017-18 Chris Clemons, Campbell 1st Team
David Efanayi, Gardner-Webb 2nd Team
Jahaad Proctor, High Point 2nd Team
2018-19 Chris Clemons, Campbell 1st Team
David Efanayi, Gardner-Webb 1st Team
Jose Perez, Gardner-Webb 2nd Team
DJ Laster, Gardner-Webb 2nd Team
DeVon Baker, UNC Asheville 2nd Team

VaSID PLAYER OF THE YEAR

2009-10 Art Parakhouski, Radford

VaSID COACH OF THE YEAR

1991-92 Jeff Meyer, Liberty
2008-09 Brad Greenberg, Radford

VaSID ROOKIE/FRESHMAN OF THE YEAR

2008-09 Seth Curry, Liberty
2009-10 Evan Gordon, Liberty
2010-11 D.J. Covington, VMI
2013-14 QJ Peterson, VMI

VaSID (VIRGINIA ALL-STATE)

1991-92 Julius Nwosu, Liberty 2nd Team
1993-94 Matt Hildebrand, Liberty 2nd Team
1996-97 Peter Aluma, Liberty 1st Team
1997-98 Kevin Robinson, Radford 2nd Team
Corey Reed, Radford 2nd Team
2003-04 Whit Holcomb-Faye, Radford 2nd Team
2004-05 Larry Blair, Liberty 2nd Team
David Dees, Liberty 2nd Team
2005-06 Whit Holcomb-Faye, Radford 1st Team
Larry Blair, Liberty 1st Team
2007-08 Reggie Williams, VMI 1st Team
Alex McLean, Liberty 2nd Team
TeeJay Bannister, Liberty Honorable Mention
2008-09 Seth Curry, Liberty 1st Team
Chavis Holmes, VMI 1st Team
Art Parakhouski, Radford 1st Team
Anthony Smith, Liberty Honorable Mention
2009-10 Art Parakhouski, Radford 1st Team
Austin Kenon, VMI Honorable Mention
2010-11 Jesse Sanders, Liberty 2nd Team
Austin Kenon, VMI Honorable Mention
2011-12 Jesse Sanders, Liberty 2nd Team
Stan Okoye, VMI Honorable Mention
2012-13 Stan Okoye, VMI 1st Team
2013-14 D.J. Covington, VMI 1st Team
Rodney Glasgow, VMI 2nd Team
2014-15 Javonte Green, Radford 2nd Team
2016-17 Ed Polite Jr., Radford 2nd Team
2017-18 Ed Polite Jr., Radford 2nd Team
2018-19 Jermaine Marrow, Hampton 2nd Team
2019-20 Carlk Jones, Radford 1st Team
Jermaine Marrow, Hampton 1st Team
Ben Stanley, Hampton 2nd Team

OLYMPIANS

2004 Craig Bradshaw, New Zealand (Winthrop)
Rolando Hourrutiner, Puerto Rico (Charleston So.)
2016 Stan Okoye, Nigeria (VMI)

USA SELECT BASKETBALL EUROPEAN EXPOSURE TOUR

TEAM

2009 Steven Sexton, Coastal Carolina

COLLEGEINSIDER.COM MID-MAJOR ALL-DECADE TEAMS

John Brown, High Point 2010-19
Chris Clemons, Campbell 2010-19

NCAA SPORTSMAN OF THE YEAR

2004-05 Danny Gathings, High Point (co-winner)

NABC GOOD WORKS / GIVE BACK TEAM NOMINEES

2014-15 Corey Littlejohn, UNC Asheville
2015-16 John Brown, High Point
Kanayo Obi-Rapu, Longwood
Will Adams, Presbyterian
2016-17 Miles Bowman Jr., High Point
John Dawson, Liberty
Damarion Geter, Longwood
Will Adams, Presbyterian
Kevin Vannatta, UNC Asheville
2017-18 Kevin Vannatta, UNC Asheville
2018-19 Donovan Gilmore, UNC Asheville

SENIOR CLASS AWARD CANDIDATES

2007-08 Jack Leasure, Coastal Carolina
2011-12 Jesse Sanders, Liberty
2015-16 John Brown, High Point
2017-18 Kevin Vannatta, UNC Asheville

NCAA POSTGRADUATE SCHOLARSHIP RECIPIENTS

1998 Corey Reed, Radford
2008 Jack Leasure, Coastal Carolina

NCAA POSTGRADUATE SCHOLARSHIP FINALIST

2006 Chad Mohn, UNC Asheville

ANSON-MOUNT SCHOLAR ATHLETE OF THE YEAR

1989 Derek Wilson, Coastal Carolina
2001 Eyo Effiong, Winthrop

CoSIDA ACADEMIC ALL-AMERICA

1985-86	Billy Myers, Radford	Honorable Mention
1994-95	Ralf Melis, UNC Asheville	3rd Team
1996-97	Corey Reed, Radford	3rd Team
1997-98	Corey Reed, Radford	1st Team
2006-07	Jack Leasure, Coastal Carolina	2nd Team
2007-08	Jack Leasure, Coastal Carolina	1st Team
2008-09	Aaron Linn, Gardner-Webb	1st Team
2012-13	Darren White, Campbell	3rd Team
2017-18	Kevin Vannatta, UNC Asheville	3rd Team

CoSIDA ACADEMIC ALL-DISTRICT

1985-86	Billy Myers, Radford	1st Team
1994-95	Ralf Melis, UNC Asheville	1st Team
1996-97	Corey Reed, Radford	1st Team
1997-98	Corey Reed, Radford	1st Team
2005-06	Jack Leasure, Coastal Carolina	1st Team
2006-07	Jack Leasure, Coastal Carolina	1st Team
	Giedrius Knysas, Charleston Southern	1st Team
2007-08	Jack Leasure, Coastal Carolina	1st Team
2008-09	Aaron Linn, Gardner-Webb	1st Team
	Giedrius Knysas, Charleston Southern	1st Team
	Phillip Martin, Radford	1st Team
2009-10	Logan Johnson, Coastal Carolina	1st Team
2011-12	Sam McLaurin, Coastal Carolina	1st Team
	Jay Reynolds, Presbyterian	1st Team
2012-13	Darren White, Campbell	1st Team
2014-15	Kyle Noreen, Radford	1st Team
2016-17	Kevin Vannatta, UNC Asheville	1st Team
2017-18	Jahaad Proctor, High Point	1st Team
	Kevin Vannatta, UNC Asheville	1st Team
	Anders Broman, Winthrop	1st Team
2018-19	Jahaad Proctor, High Point	1st Team
	Jure Span, USC Upstate	1st Team

I-AAA ATHLETIC DIRECTORS ASSOCIATION

SCHOLAR-ATHLETE OF THE YEAR

2017-18	Kevin Vannatta, UNC Asheville
---------	-------------------------------

I-AAA ATHLETIC DIRECTORS ASSOCIATION

SCHOLAR-ATHLETE TEAM

2004-05	Shema Mbyirukira, Birmingham-Southern
2005-06	Chad Mohn, UNC Asheville
2008-09	Phillip Martin, Radford
2011-12	Matt Dickey, UNC Asheville
2016-17	Kevin Vannatta, UNC Asheville
	Giacomo Zilli, UNC Asheville
2017-18	Kevin Vannatta, UNC Asheville

NABC HONORS COURT

2004-05	Shema Mbyirukira, Birmingham-Southern
	Bucky McMillan, Birmingham-Southern
	Rostislav Vergun, Birmingham-Southern
	Trent Drafts, Charleston Southern
	Matthijs Reinders, Coastal Carolina
	Clint Nagel, Coastal Carolina
	Colin Stevens, Coastal Carolina
	Tadas Mankevicius, VMI
2005-06	Bucky McMillan, Birmingham-Southern
	Tadas Mankevicius, VMI
	Fred Robinson, VMI
2006-07	Russell Monroe, Liberty
2007-08	Walt Allen, Presbyterian
	Giedrius Knysas, Charleston Southern
2008-09	Aaron Linn, Gardner-Webb
	Auryn MacMillan, Gardner-Webb
	Kyle Ohman, Liberty
	Phillip Martin, Radford
	Lazar Trifunovic, Radford
	Cole Wilder, Radford
2009-10	Walt Allen, Presbyterian
	David Campbell, High Point
	Logan Johnson, Coastal Carolina
2011-12	Matt Dickey, UNC Asheville
	Jeremy Harn, UNC Asheville
	Darren White, Campbell
2012-13	Landon Harris, High Point
2013-14	Paul Gombwer, Charleston Southern
	Kyle Noreen, Radford
2014-15	Jalen Carethers, Radford
	Kyle Gonzalez, Radford
	Cameron Jones, Radford
	Kyle Noreen, Radford
2015-16	Patrick Wallace, Charleston Southern
	Will Weeks, UNC Asheville
	Giacomo Zilli, UNC Asheville
	Jacob Casper, UNC Asheville

NABC HONORS COURT - cont.

2016-17	Patrick Wallace, Charleston Southern
	Zach Durkee, Charleston Southern
	Austin White, High Point
	Ezra Talbert, Liberty
	Ryan Hiepler, Liberty
	Giacomo Zilli, UNC Asheville
	Kevin Vannatta, UNC Asheville
	Will Weeks, UNC Asheville
2017-18	Sam Berlin, High Point
	Dexter Gooding, High Point
	Jahaad Proctor, High Point
	Austin White, High Point
	Kevin Vannatta, UNC Asheville
2018-19	Jahaad Proctor, High Point
	Dexter Gooding, High Point
	Pat Welch, USC Upstate
	Jure Span, USC Upstate
2019-20	Caden Sanchez, High Point
	Denny Slay, High Point
	Brendan Quinlan-Huertas, High Point

VaSID ACADEMIC ALL-STATE

2008-09	Phillip Martin, Radford
2009-10	Jeremy Anderson, Liberty
	Phillip Martin, Radford
2010-11	Jeremy Anderson, Liberty
2011-12	Tolga Cerrah, Radford
2012-13	Stephen Shockley, Longwood
2017-18	Damarion Geter, Longwood
2018-19	Damarion Geter, Longwood

NABC TEAM ACADEMIC EXCELLENCE AWARD

2016-17	High Point
	UNC Asheville
2017-18	High Point
2018-19	High Point
	USC Upstate
2019-20	High Point

NCAA PUBLIC RECOGNITION AWARD

FOR HIGH ACADEMIC ACHIEVEMENT IN DIVISION I

2006	Coastal Carolina
2009	Winthrop
2019	Gardner-Webb
2020	Gardner-Webb
	Radford

PLAYER OF THE YEAR

1985-86	Fred McKinnon	Winthrop
1986-87	Clarence Grier	Campbell
1987-88	Derek Wilson	Coastal Carolina
1988-89	Henry Wilson	Campbell
1989-90	Tony Dunkin	Coastal Carolina
1990-91	Tony Dunkin	Coastal Carolina
1991-92	Tony Dunkin	Coastal Carolina
1992-93	Tony Dunkin	Coastal Carolina
1993-94	Joe Spinks	Campbell
1994-95	Eric Burks	Charleston Southern
1995-96	T.L. Latson	Charleston Southern
1996-97	Josh Pittman	UNC Asheville
1997-98	Josh Pittman	UNC Asheville
1998-99	Kevin Martin	UNC Asheville
1999-00	Jason Williams	Radford
2000-01	Torrey Butler	Coastal Carolina
2001-02	Greg Lewis	Winthrop
2002-03	Torrey Butler	Coastal Carolina
2003-04	Danny Gathings	High Point
2004-05	Pele Paelay	Coastal Carolina
2005-06	Jack Leasure	Coastal Carolina
2006-07	Arizona Reid	High Point
2007-08	Arizona Reid	High Point
2008-09	Art Parakhouski	Radford
2009-10	Art Parakhouski	Radford
2010-11	Jesse Sanders	Liberty
2011-12	Matt Dickey	UNC Asheville
2012-13	Stan Okoye	VMI
2013-14	John Brown	High Point
2014-15	Saah Nimley	Charleston Southern
2015-16	John Brown	High Point
2016-17	Keon Johnson	Winthrop
2017-18	Xavier Cooks	Winthrop
2018-19	Chris Clemons	Campbell
2019-20	Carlík Jones	Radford

DEFENSIVE PLAYER OF THE YEAR

2005-06	Issa Konare	High Point
2006-07	Travis Holmes	VMI
2007-08	Kenny George	UNC Asheville
2008-09	Mantoris Robinson	Winthrop
2009-10	Mantoris Robinson	Winthrop
2010-11	Kelvin Martin	Charleston Southern
2011-12	Kelvin Martin	Charleston Southern
2012-13	D.J. Covington	VMI
2013-14	D.J. Covington	VMI
2014-15	Javonte Green	Radford
2015-16	John Brown	High Point
2016-17	Ahmad Thomas	UNC Asheville
2017-18	Ahmad Thomas	UNC Asheville
2018-19	Ed Polite Jr.	Radford
2019-20	Phlandrous Fleming Jr.	Charleston So.

BIG SOUTH TEAM SPORTSMANSHIP AWARD

2005-06	VMI
2006-07	VMI
2007-08	Radford
2008-09	Gardner-Webb, VMI
2009-10	Gardner-Webb
2010-11	Liberty
2011-12	Liberty, Presbyterian
2012-13	Presbyterian
2013-14	VMI
2014-15	Liberty
2015-16	Presbyterian
2018-19	Radford
2019-20	Charleston Southern

COACH OF THE YEAR

1985-86	Tommy Gaither	Charleston Southern
1986-87	Billy Lee	Campbell
1987-88	Gary Edwards	Charleston Southern
	Russ Bergman	Coastal Carolina
1988-89	Russ Bergman	Coastal Carolina
1989-90	Russ Bergman	Coastal Carolina
1990-91	Clint Bryant	Augusta
	Oliver Purnell	Radford
1991-92	Ron Bradley	Radford
1992-93	Terry Truax	Towson State
1993-94	Billy Lee	Campbell
	Garry Truax	Towson State
1994-95	Gary Edwards	Charleston Southern
1995-96	Randy Wiel	UNC Asheville
1996-97	Eddie Biedenbach	UNC Asheville
1997-98	Tom Sullivan	UMBC
1998-99	Gregg Marshall	Winthrop
1999-00	Pete Strickland	Coastal Carolina
2000-01	Jim Platt	Charleston Southern
2001-02	Eddie Biedenbach	UNC Asheville
2002-03	Gregg Marshall	Winthrop
2003-04	Duane Reboul	Birmingham-Southern
2004-05	Gregg Marshall	Winthrop
2005-06	Duane Reboul	Birmingham-Southern
2006-07	Gregg Marshall	Winthrop
2007-08	Eddie Biedenbach	UNC Asheville
2008-09	Brad Greenberg	Radford
2009-10	Cliff Ellis	Coastal Carolina
2010-11	Dale Layer	Liberty
2011-12	Barclay Radebaugh	Charleston Southern
2012-13	Chris Holtmann	Gardner-Webb
2013-14	Scott Cherry	High Point
2014-15	Barclay Radebaugh	Charleston Southern
2015-16	Ritchie McKay	Liberty
2016-17	Nick McDevitt	UNC Asheville
2017-18	Mike Jones	Radford
2018-19	Kevin McGeehan	Campbell
2019-20	Mike Jones	Radford

SCHOLAR-ATHLETE OF THE YEAR

1996-97	Corey Reed	Radford
1997-98	Corey Reed	Radford
1998-99	Adam Larrick	Charleston Southern
1999-00	Matt Gladieux	Coastal Carolina
2000-01	Andrey Savtchenko	Radford
2001-02	Mirko Mandic	Charleston Southern
2002-03	Pierre Wooten	Winthrop
2003-04	Shema Mybirukira	Birmingham-Southern
2004-05	Shema Mybirukira	Birmingham-Southern
2005-06	Jack Leasure	Coastal Carolina
2006-07	Jack Leasure	Coastal Carolina
2007-08	Jack Leasure	Coastal Carolina
2008-09	Aaron Linn	Gardner-Webb
2009-10	Phillip Martin	Radford
2010-11	Walt Allen	Presbyterian College
2011-12	Tolga Cerrah	Radford
2012-13	John Caleb Sanders	Liberty
2013-14	Mike Byron	Gardner-Webb
2014-15	Giacomo Zilli	UNC Asheville
2015-16	Tristian Curtis	Coastal Carolina
2016-17	Giacomo Zilli	UNC Asheville
2017-18	Kevin Vannatta	UNC Asheville
2018-19	Jahaad Proctor	High Point
2019-20	Cory Gensler	Campbell

ROOKIE / FRESHMAN OF THE YEAR

1989-90	Tony Dunkin	Coastal Carolina
1990-91	Joe Spinks	Campbell
1991-92	Scott Neely	Campbell
1992-93	Dan Pogue	Campbell
	T.L. Latson	Charleston Southern
	Scott Hartzell	UNC Greensboro
1993-94	Anthony Walker	Radford
1994-95	Derrick Nix	UNC Greensboro
1995-96	Tyson Waterman	Winthrop
1996-97	Isaac Greeb	UMBC
1997-98	Kennedy Okafor	UMBC
1998-99	Steve Miles	Coastal Carolina
1999-00	Andre Smith	UNC Asheville
2000-01	Tyrone Walker	Winthrop
2001-02	Joe Knight	High Point
2002-03	Whit Holcomb-Faye	Radford
2003-04	Larry Blair	Liberty
2004-05	Jack Leasure	Coastal Carolina
2005-06	Michael Ellis	UNC Asheville
2006-07	Joshua Mack	Coastal Carolina
2007-08	Omar Carter	Charleston Southern
2008-09	Seth Curry	Liberty
2009-10	Jeremy Sexton	Charleston Southern
2010-11	D.J. Covington	VMI
2011-12	Trey Freeman	Campbell
2012-13	John Brown	High Point
2013-14	Andrew Rowsey	UNC Asheville
2014-15	DeSean Murray	Presbyterian College
2015-16	Chris Clemons	Campbell
2016-17	MaCio Teague	UNC Asheville
2017-18	Carlík Jones	Radford
2018-19	Adam Flagler	Presbyterian College
2019-20	DJ Burns Jr.	Winthrop

BIG SOUTH TOURNAMENT MVP

1986	Ben Hinson	Charleston Southern
1987	Ben Hinson	Charleston Southern
1988	John Weiss	Winthrop
1989	Milton Moore	UNC Asheville
1990	Milton Moore	UNC Asheville
1991	Tony Dunkin	Coastal Carolina
1992	Mark Mocnik	Campbell
1993	Tony Dunkin	Coastal Carolina
1994	Peter Aluma	Liberty
1995	Eric Burks	Charleston Southern
1996	Scott Hartzell	UNC Greensboro
1997	Peter Aluma	Liberty
1998	Kevin Robinson	Radford
1999	Heson Groves	Winthrop
2000	Greg Lewis	Winthrop
2001	Andrey Savtchenko	Radford
2002	Greg Lewis	Winthrop
2003	Andre Smith	UNC Asheville
2004	Danny Gathings	High Point
2005	Torrell Martin	Winthrop
2006	Torrell Martin	Winthrop
2007	Craig Bradshaw	Winthrop
2008	Michael Jenkins	Winthrop
2009	Art Parakhouski	Radford
2010	Mantoris Robinson	Winthrop
2011	Matt Dickey	UNC Asheville
2012	J.P. Primm	UNC Asheville
2013	Davon Marshall	Liberty
2014	Warren Gillis	Coastal Carolina
2015	Elijah Wilson	Coastal Carolina
2016	Dwayne Sutton	UNC Asheville
2017	Keon Johnson	Winthrop
2018	Carlík Jones	Radford
2019	DJ Laster	Gardner-Webb
2020	Hunter Hale	Winthrop

1985-86

Ben Hinson	Jr.	G	Charleston Southern
William Calvin	So.	F	Coastal Carolina
Clarence Grier	Jr.	F	Campbell
Bernard Innocent	Sr.	F	Charleston Southern
Donald Johnson	Jr.	F	Armstrong State
Jeff Jones	Sr.	F	UNC Asheville
Roderick Lane	Sr.	F	Armstrong State
Fred McKinnon	Sr.	F	Winthrop
Allen Washington	Sr.	F	Winthrop
Pat DiServio	Sr.	C	Radford
Eric Juratic	Jr.	C	Augusta

PLAYER OF THE YEAR
Fred McKinnon, Winthrop

COACH OF THE YEAR
Tommy Gaither, Charleston Southern

1986-87

Clarence Grier	Sr.	F	Campbell
Ben Hinson	Sr.	G	Charleston Southern
Tony Fairley	Sr.	G	Charleston Southern
Ted Houpt	Sr.	G	Winthrop
Donald Johnson	Sr.	G	Armstrong State
Jeff Hodson	Sr.	G	Augusta
Tim Penn	Sr.	G	Radford
Van Wilkins	Sr.	G	UNC Asheville
William Calvin	Jr.	F	Coastal Carolina
Henry Wilson	So.	C	Campbell

PLAYER OF THE YEAR
Clarence Grier, Campbell

COACH OF THE YEAR
Billy Lee, Campbell

1987-88

William Calvin	Sr.	F	Coastal Carolina
Ricky Chatman	Sr.	F	UNC Asheville
Tim Daniels	So.	F	Augusta
Donnell Howard	Sr.	F	Radford
Vincent Jackson	Sr.	F	Augusta
Oliver Johnson	Sr.	F	Charleston Southern
Dee Riley	Sr.	F	Charleston Southern
Aswan Wainwright	Jr.	F	Radford
Derek Wilson	Jr.	F	Coastal Carolina
Henry Wilson	Jr.	F	Campbell
Heder Ambroise	Jr.	C	Charleston Southern

PLAYER OF THE YEAR
Derek Wilson, Coastal Carolina

CO-COACH OF THE YEAR
Gary Edwards, Charleston Southern
Russ Bergman, Coastal Carolina

1988-89

Henry Wilson	Sr.	F	Campbell
Shaun Wise	Jr.	G	Winthrop
Phil Young	Jr.	G	Radford
Brad Childress	Jr.	G	Campbell
Sean Smith	Jr.	G	Winthrop
Tim Daniels	Jr.	F	Augusta
Milton Moore	Jr.	F	UNC Asheville
Richard Scantlebury	Sr.	F	Coastal Carolina
Derek Wilson	Sr.	F	Coastal Carolina
Heder Ambroise	Sr.	C	Charleston Southern

PLAYER OF THE YEAR
Henry Wilson, Campbell

COACH OF THE YEAR
Russ Bergman, Coastal Carolina

1989-90

First Team			
Tony Dunkin	Fr.	F	Coastal Carolina
Robert Dowdell	Jr.	G	Coastal Carolina
Milton Moore	Sr.	F	UNC Asheville
Darryl Hall	Sr.	F	Charleston Southern
DuWayne Cheatam Jr.	C	C	Coastal Carolina

Second Team			
Brad Childress	Sr.	G	Campbell
Doug Day	Fr.	G	Radford
George Henson	So.	G	Winthrop
Brian Schmall	So.	G	Augusta
Shaun Wise	Sr.	G	Winthrop

PLAYER OF THE YEAR
Tony Dunkin, Coastal Carolina

ROOKIE OF THE YEAR
Tony Dunkin, Coastal Carolina

COACH OF THE YEAR
Russ Bergman, Coastal Carolina

1990-91

First Team			
Tony Dunkin	So.	F	Coastal Carolina
Robert Dowdell	Sr.	G	Coastal Carolina
Doug Day	So.	G	Radford
Derek Stewart	So.	F	Augusta
Ron Shelburne	Sr.	C	Radford

Second Team			
George Henson	Jr.	G	Winthrop
Rod Gouridine	Sr.	G	Campbell
Jason Zimmerman	Fr.	G	Davidson
Keenan Mann	Jr.	F	Augusta
Joe Spinks	Fr.	F	Campbell
Harvey Minor	So.	F	Charleston Southern
Brent Keck	Sr.	C	UNC Asheville
Detlef Musch	So.	C	Davidson

PLAYER OF THE YEAR
Tony Dunkin, Coastal Carolina

ROOKIE OF THE YEAR
Joe Spinks, Campbell

CO-COACH OF THE YEAR
Clint Bryant, Augusta
Oliver Purnell, Radford

1991-92

First Team			
Tony Dunkin	Jr.	F	Coastal Carolina
Darnell Sneed	Jr.	G	Charleston Southern
Doug Day	Jr.	G	Radford
Julius Nwosu	Jr.	C	Liberty
Joe Spinks	So.	F	Campbell

Second Team			
Mark Hailey	Jr.	C	Winthrop
Robert Watson	Sr.	F	UNC Asheville
Chris Hawkins	Sr.	G	Radford
Keith Ferguson	Jr.	F	Liberty
Detlef Musch	Jr.	C	Davidson

PLAYER OF THE YEAR
Tony Dunkin, Coastal Carolina

ROOKIE OF THE YEAR
Scott Neely, Campbell

COACH OF THE YEAR
Ron Bradley, Radford

1992-93

First Team			
Tony Dunkin	Sr.	F	Coastal Carolina
Joe Spinks	Jr.	F	Campbell
Julius Nwosu	Sr.	C	Liberty
Terrance Alexander	So.	G	Towson State
Devin Boyd	Sr.	G	Towson State

Second Team			
Darnell Sneed	Sr.	G	Charleston Southern
Parish Hickman	Sr.	F	Liberty
Doug Day	Sr.	G	Radford
Eddie Gay	Sr.	C	Winthrop
Mark Hailey	Sr.	C	Winthrop

PLAYER OF THE YEAR
Tony Dunkin, Coastal Carolina

CO-ROOKIE OF THE YEAR
Dan Pogue, Campbell
T.L. Latson, Charleston Southern
Scott Hartzell, UNC Greensboro

COACH OF THE YEAR
Terry Truax, Towson State

1993-94

First Team			
Joe Spinks	Sr.	F	Campbell
KeKe Hicks	Jr.	G	Coastal Carolina
Terrance Alexander Jr.	G	G	Towson State
Matt Hildebrand	Sr.	G	Liberty
Don Burgess	Sr.	F	Radford

Second Team			
Eric Burks	Jr.	G	Charleston Southern
T.L. Latson	So.	F	Charleston Southern
Ralph Blalock	So.	G	Towson State
Tyrone Travis	Sr.	F	Radford
Scott Neely	Jr.	G	Campbell

ALL-ROOKIE TEAM			
Anthony Walker	Fr.	G	Radford
Jeff Daniels	Fr.	F	Charleston Southern
Peter Aluma	Fr.	C	Liberty
Michael Keyes	Fr.	G	Towson State
Steve Napper	Fr.	F	Winthrop

PLAYER OF THE YEAR
Joe Spinks, Campbell

ROOKIE OF THE YEAR
Anthony Walker, Radford

CO-COACH OF THE YEAR
Billy Lee, Campbell
Terry Truax, Towson State

1994-95

First Team

Eric Burks	Sr. G	Charleston Southern
Scott Hartzell	Jr. G	UNC Greensboro
Ralph Blalock	Jr. G	Towson State
Eric Cuthrell	Jr. F	UNC Greensboro
KeKe Hicks	Sr. G	Coastal Carolina

Second Team

Peter Aluma	So. C	Liberty
Anthony Walker	So. G	Radford
Pascal Fleury	Sr. C	UMBC
Jason Dixon	Sr. F	Liberty
Brett Larrick	So. G	Charleston Southern

ALL-ROOKIE TEAM

Derrick Nix	Fr. F	UNC Greensboro
Kevin Robinson	Fr. F	Radford
Larry Jackson	Fr. G	Liberty
Ralph Biggs	Fr. G	Towson State
Greg Smith	Fr. G	Coastal Carolina

PLAYER OF THE YEAR

Eric Burks, Charleston Southern

ROOKIE OF THE YEAR

Derrick Nix, UNC Greensboro

COACH OF THE YEAR

Gary Edwards, Charleston Southern

1996-97

First Team

Josh Pittman	Jr. G	UNC Asheville
Peter Aluma	Sr. C	Liberty
Brett Larrick	Sr. G	Charleston Southern
Errol McPherson	Sr. G	Charleston Southern
Anthony Walker	Sr. G	Radford

Second Team

Eric Bowens	Sr. F	Radford
Maurice Ingram	Sr. C	Coastal Carolina
Kevin Martin	So. F	UNC Asheville
Tyson Waterman	So. G	Winthrop
Marcus White	Jr. G	Liberty

ALL-ROOKIE TEAM

Isaac Green	Fr. F	UMBC
Rian Everett	Fr. G	Radford
Gerald King	Fr. G	Coastal Carolina
Marlin Parker	Fr. G	Charleston Southern
Jason Womble	Fr. G	UMBC

PLAYER OF THE YEAR

Josh Pittman, UNC Asheville

ROOKIE OF THE YEAR

Isaac Green, UMBC

COACH OF THE YEAR

Eddie Biedenbach, UNC Asheville

1998-99

First Team

Kevin Martin	Sr. F	UNC Asheville
Heson Groves	Sr. F	Winthrop
Tyson Waterman	R-Jr. G	Winthrop
Adam Larrick	Sr. G	Charleston Southern
Leslie Ballard	Sr. G	Radford

Second Team

DeLawn Grandison	Jr. G	Liberty
Mike Matthews	Sr. G	UNC Asheville
Roger Toxey	So. G	Winthrop
Rian Everett	Jr. G	Radford
Ryan Charles	Jr. C	Radford

ALL-ROOKIE TEAM

Steve Miles	Fr. G	Coastal Carolina
Andrey Savtchenko	Fr. C	Radford
Correy Watkins	Fr. F	Radford
Chris Caldwell	Fr. G	Liberty
Jamaal Bennett	Fr. G	Liberty

PLAYER OF THE YEAR

Kevin Martin, UNC Asheville

ROOKIE OF THE YEAR

Steve Miles, Coastal Carolina

COACH OF THE YEAR

Gregg Marshall, Winthrop

1995-96

First Team

T.L. Latson	Sr. F	Charleston Southern
Peter Aluma	Jr. C	Liberty
Eric Cuthrell	Sr. F	UNC Greensboro
Josh Kohn	Sr. G	UNC Asheville
Jason Lansdown	Sr. G	Radford

Second Team

Brian Brunson	Sr. C	UNC Greensboro
Scott Hartzell	Sr. G	UNC Greensboro
Larry Jackson	So. G	Liberty
Brett Larrick	Jr. G	Charleston Southern
Tony Thompson	Sr. G	UMBC

ALL-ROOKIE TEAM

Tyson Waterman	Fr. G	Winthrop
Leslie Ballard	Fr. F	Radford
Lee Grant	Fr. G	Coastal Carolina
Alhamisi Simms	Fr. G	UMBC
Marcus White	So. G	Liberty

PLAYER OF THE YEAR

T.L. Latson, Charleston Southern

ROOKIE OF THE YEAR

Tyson Waterman, Winthrop

COACH OF THE YEAR

Randy Wiel, UNC Asheville

1997-98

First Team

Josh Pittman	Sr. F	UNC Asheville
Larry Jackson	Sr. G	Liberty
Kevin Martin	Jr. F	UNC Asheville
Robert Stevenson	Sr. C	UNC Asheville
Corey Reed	Sr. G	Radford

Second Team

Adam Larrick	Jr. G	Charleston Southern
Rodney Dupre'	Sr. G	Coastal Carolina
Rich Giddens	Fr. G	UMBC
Kennedy Okafor	Fr. F	UMBC
Kevin Robinson	Sr. F	Radford

ALL-ROOKIE TEAM

Kennedy Okafor	R-Fr. F	UMBC
Marcus Stewart	Fr. F/C	Coastal Carolina
Rich Giddens	Fr. G	UMBC
Terence Ward	Fr. G	UMBC
Robbie Waldrop	Fr. G	Winthrop

PLAYER OF THE YEAR

Josh Pittman, UNC Asheville

ROOKIE OF THE YEAR

Kennedy Okafor, UMBC

COACH OF THE YEAR

Tom Sullivan, UMBC

1999-00

First Team

Jason Williams	Jr. F	Radford
Ryan Charles	Sr. C	Radford
Tyson Waterman	R-Sr. G	Winthrop
Greg Lewis	Jr. F	Winthrop
Matt Gladieux	Sr. G	Coastal Carolina

Second Team

Nick Mitchell	Jr. F	Charleston Southern
Brendon Rowell	So. G	Elon
Geordie Cullen	So. C	High Point
Carl Williams	Sr. F	Liberty
Andre Smith	Fr. G	UNC Asheville

ALL-ROOKIE TEAM

Andre Smith	Fr. G	UNC Asheville
James Seegars	Fr. G	Charleston Southern
Clint Reed	Fr. F	Coastal Carolina
Brendon Carter	Fr. G	UNC Asheville
Raymond Arrington	Fr. G	Radford

PLAYER OF THE YEAR

Jason Williams, Radford

ROOKIE OF THE YEAR

Andre Smith, UNC Asheville

COACH OF THE YEAR

Pete Strickland, Coastal Carolina

2000-01

First Team

Torrey Butler	Jr.	F	Coastal Carolina
Brendon Rowell	Jr.	G	Elon
Andrey Savtchenko	Jr.	C	Radford
Jason Williams	Sr.	F	Radford
Marcus Stewart	Jr.	F	Winthrop

Second Team

O.J. Linney	Sr.	F	Charleston Southern
Chris Caldwell	Jr.	G	Liberty
Nathan Day	Sr.	F	Liberty
Brett Carey	Sr.	G	UNC Asheville
Derrick Knox	Jr.	G/F	Winthrop

ALL-ROOKIE TEAM

Tyrone Walker	Fr.	F	Winthrop
Ed O'Neil	Fr.	G	Charleston Southern
Alvin Green	Fr.	G	Coastal Carolina
B.J. Haigler	Fr.	G	Radford
Billy Allen	Fr.	F	UNC Asheville

PLAYER OF THE YEAR

Torrey Butler, Coastal Carolina

ROOKIE OF THE YEAR

Tyrone Walker, Winthrop

COACH OF THE YEAR

Jim Platt, Charleston Southern

2001-02

First Team

Greg Lewis	Sr.	F	Winthrop
Brendon Rowell	Jr.	G	Elon
Dustin Van Weerdhuizen	Jr.	G	High Point
Andrey Savtchenko	Sr.	C	Radford
Andre Smith	Jr.	G	Radford

Second Team

Ed O'Neil	So.	G	Charleston Southern
Chris Caldwell	Sr.	G	Liberty
Raymond Arrington	Jr.	G	Radford
Correy Watkins	Sr.	F	Radford
Tyrone Walker	So.	F	Winthrop

ALL-ROOKIE TEAM

Joe Knight	Fr.	G	High Point
Kevin Warczynski	Fr.	F	Charleston Southern
Jackson Atoyebi	Fr.	F	Elon
Travis Eisentrout	Fr.	G	Liberty
Olumuyiwa Popoola	Fr.	G	Radford

PLAYER OF THE YEAR

Greg Lewis, Winthrop

ROOKIE OF THE YEAR

Joe Knight, High Point

COACH OF THE YEAR

Eddie Biedenbach, UNC Asheville

2002-03

First Team

Torrey Butler	Sr.	F	Coastal Carolina
Gabe Martin	Jr.	G	Liberty
Andre Smith	Sr.	G	UNC Asheville
Ben McGonagil	Sr.	C	UNC Asheville
Tyrone Walker	Jr.	F	Winthrop
Pierre Wooten	Sr.	G	Winthrop

Second Team

Charles White	Sr.	F	Charleston Southern
Kevin Warzynski	So.	F	Charleston Southern
Ed O'Neil	Jr.	G	Charleston Southern
Joe Knight	So.	G	High Point
Danny Gathings	So.	F	High Point

ALL-FRESHMAN TEAM

Whit Holcomb-Faye	G	Radford
Scottie Rice	G	Elon
Rasmi Gamble	C	Elon
Jeremy Monceaux	G	Liberty
Billy Houston	C	Winthrop

PLAYER OF THE YEAR

Torrey Butler, Coastal Carolina

FRESHMAN OF THE YEAR

Whit Holcomb-Faye, Radford

COACH OF THE YEAR

Gregg Marshall, Winthrop

2003-04

First Team

Torrey Butler	Sr.	F	Coastal Carolina
Danny Gathings	Jr.	F	High Point
Gabe Martin	Sr.	G	Liberty
E.J. Gallup	Sr.	G	Coastal Carolina
Jakob Sigurdarson	Jr.	G	Birmingham-So.
Whit Holcomb-Faye	So.	G	Radford

Second Team

Ed O'Neil	Sr.	G	Charleston Southern
Tyrone Walker	Sr.	F	Winthrop
Radee Skipworth	Sr.	F	VMI
Larry Blair	Fr.	G	Liberty
Grant Davis	Sr.	F	Birmingham-So.

ALL-FRESHMAN TEAM

Larry Blair	G	Liberty
David Dees	G/F	Liberty
K.J. Garland	G	UNC Asheville
Moses Sonko	F	Coastal Carolina
Torrell Martin	G	Winthrop

PLAYER OF THE YEAR

Danny Gathings, High Point

FRESHMAN OF THE YEAR

Larry Blair, Liberty

COACH OF THE YEAR

Duane Reboul, Birmingham-Southern

2004-05

First Team

Pele Paelay	Jr.	G	Coastal Carolina
David Dees	So.	G/F	Liberty
Torrell Martin	So.	G	Winthrop
Larry Blair	So.	G	Liberty
James Shuler	Jr.	F	Winthrop

Second Team

Jakob Sigurdarson	Sr.	G	Birmingham-So.
Chris Oliver	So.	F	Radford
Bryan McCullough	Sr.	F	UNC Asheville
Kurtis Rice	Sr.	F	Charleston Southern
Leo Lightbourne	Sr.	F	Liberty

ALL-FRESHMAN TEAM

Jack Leasure	G	Coastal Carolina
Reggie Williams	F	VMI
Chris Gaynor	G	Winthrop
Arizona Reid	F	High Point
Josh Fox	F	Radford

PLAYER OF THE YEAR

Pele Paelay, Coastal Carolina

FRESHMAN OF THE YEAR

Jack Leasure, Coastal Carolina

COACH OF THE YEAR

Gregg Marshall, Winthrop

2005-06

First Team

Jack Leasure	So.	G	Coastal Carolina
Larry Blair	Jr.	G	Liberty
Arizona Reid	So.	F	High Point
Torrell Martin	Jr.	G	Winthrop
James Shuler	Sr.	F	Winthrop

Second Team

Whit Holcomb-Faye	Sr.	G	Radford
Chris Oliver	Jr.	F	Radford
James Collins	Sr.	G	Birmingham-So.
Pele Paelay	Sr.	G	Coastal Carolina
Reggie Williams	So.	F	VMI

ALL-FRESHMAN TEAM

Michael Ellis	G	UNC Asheville
Joseph Harris	F	Coastal Carolina
Travis Holmes	G	VMI
Anthony Smith	G	Liberty
Justin Dunn	F	High Point

PLAYER OF THE YEAR

Jack Leasure, Coastal Carolina

FRESHMAN OF THE YEAR

Michael Ellis, UNC Asheville

DEFENSIVE PLAYER OF THE YEAR

Issa Konare, High Point

COACH OF THE YEAR

Duane Reboul, Birmingham-Southern

2006-07

First Team

Arizona Reid	Jr.	F	High Point
Larry Blair	Sr.	G	Liberty
Reggie Williams	Jr.	F	VMI
Michael Jenkins	Jr.	G	Winthrop
Craig Bradshaw	Sr.	F/C	Winthrop

Second Team

Chris Oliver	Sr.	F	Radford
Torrell Martin	Sr.	G	Winthrop
Moses Sonko	Sr.	F	Coastal Carolina
Jack Leasure	Jr.	G	Coastal Carolina
Donnell Covington	Sr.	G	Charleston Southern

ALL-FRESHMAN TEAM

Joshua Mack	G	Coastal Carolina
Amir Johnson	G	Radford
Eugene Harris	G	High Point
Shelton Carter	G	Charleston Southern
Donovan Jones	G	UNC Asheville

PLAYER OF THE YEAR

Arizona Reid, High Point

FRESHMAN OF THE YEAR

Joshua Mack, Coastal Carolina

DEFENSIVE PLAYER OF THE YEAR

Travis Holmes, VMI

COACH OF THE YEAR

Gregg Marshall, Winthrop

2007-08

First Team

Arizona Reid	Sr.	F	High Point
Reggie Williams	Sr.	F	VMI
Bryan Smithson	R-Sr.	G	UNC Asheville
Jack Leasure	Sr.	G	Coastal Carolina
Alex McLean	Sr.	F	Liberty

Second Team

Chris Gaynor	Sr.	G	Winthrop
Michael Jenkins	Sr.	G	Winthrop
Kenny George	R-Jr.	C	UNC Asheville
K.J. Garland	R-Sr.	G	UNC Asheville
Chavis Holmes	Jr.	G	VMI

ALL-FRESHMAN TEAM

Omar Carter	F	Charleston Southern
Jamarco Warren	G	Charleston Southern
Anthony Breeze	F	Coastal Carolina
Charles Corbin	C	Winthrop
Jeremy Anderson	G	Liberty

PLAYER OF THE YEAR

Arizona Reid, High Point

FRESHMAN OF THE YEAR

Omar Carter, Charleston Southern

DEFENSIVE PLAYER OF THE YEAR

Kenny George, UNC Asheville

COACH OF THE YEAR

Eddie Biedenbach, UNC Asheville

2008-09

First Team

Art Parakhouski	Jr.	C	Radford
Chavis Holmes	Sr.	G	VMI
Joseph Harris	R-Jr.	F	Coastal Carolina
Anthony Smith	Sr.	G	Liberty
Joey Lynch-Flohr	Jr.	F	Radford

Second Team

Seth Curry	Fr.	G	Liberty
Reid Augst	Sr.	F	UNC Asheville
Al'Lonzo Coleman	So.	F/C	Presbyterian
Travis Holmes	Sr.	G	VMI
Aaron Linn	Sr.	G	Gardner-Webb

ALL-FRESHMAN TEAM

Seth Curry	G	Liberty
Nick Barbour	G	High Point
Joshua Henley	F	Gardner-Webb
Matt Dickey	G	UNC Asheville
Jesse Sanders	G	Liberty

PLAYER OF THE YEAR

Art Parakhouski, Radford

FRESHMAN OF THE YEAR

Seth Curry, Liberty

DEFENSIVE PLAYER OF THE YEAR

Mantoris Robinson, Winthrop

COACH OF THE YEAR

Brad Greenberg, Radford

2009-10

First Team

Art Parakhouski	Sr.	C	Radford
Joseph Harris	R-Sr.	F	Coastal Carolina
Nick Barbour	So.	G	High Point
Chad Gray	R-Jr.	F	Coastal Carolina
Jamarco Warren	Jr.	G	Charleston Southern

Second Team

Joey Lynch-Flohr	Sr.	F	Radford
Austin Kenon	Jr.	G	VMI
Kyle Ohman	Sr.	G/F	Liberty
Mantoris Robinson	R-Sr.	F	Winthrop
John Williams	R-Jr.	F	UNC Asheville

ALL-FRESHMAN TEAM

Jeremy Sexton	G	Charleston Southern
Stan Okoye	F	VMI
Evan Gordon	G	Liberty
Kierre Greenwood	G	Coastal Carolina
Blake Smith	G	Radford

PLAYER OF THE YEAR

Art Parakhouski, Radford

FRESHMAN OF THE YEAR

Jeremy Sexton, Charleston Southern

DEFENSIVE PLAYER OF THE YEAR

Mantoris Robinson, Winthrop

COACH OF THE YEAR

Cliff Ellis, Coastal Carolina

2010-11

First Team

Jesse Sanders	Jr.	G	Liberty
Austin Kenon	Sr.	G	VMI
Chad Gray	R-Sr.	F	Coastal Carolina
Jamarco Warren	Sr.	G	Charleston Southern
Matt Dickey	Jr.	G	UNC Asheville

Second Team

Nick Barbour	Jr.	G	High Point
Kelvin Martin	Jr.	F	Charleston Southern
John Brown	R-Jr.	F	Liberty
J.P. Primm	Jr.	G	UNC Asheville
Evan Gordon	So.	G	Liberty

ALL-FRESHMAN TEAM

D.J. Covington	F/C	VMI
Sheldon Strickland	G	Charleston Southern
Luke Davis	G	Gardner-Webb
Rodney Glasgow	G	VMI
Jareal Smith	G	Radford

PLAYER OF THE YEAR

Jesse Sanders, Liberty

FRESHMAN OF THE YEAR

D.J. Covington, VMI

DEFENSIVE PLAYER OF THE YEAR

Kelvin Martin, Charleston Southern

COACH OF THE YEAR

Dale Layer, Liberty

2011-12

First Team

Matt Dickey	Sr.	G	UNC Asheville
Nick Barbour	Sr.	G	High Point
Jesse Sanders	Sr.	G	Liberty
Kelvin Martin	Sr.	F	Charleston Southern
Eric Griffin	Sr.	F	Campbell
Al'Lonzo Coleman	R-Sr/F/C		Presbyterian

Second Team

J.P. Primm	Sr.	G	UNC Asheville
Stan Okoye	Jr.	F	VMI
Anthony Raffa	R-Jr.	G	Coastal Carolina
Darren White	Jr.	G	Campbell
Chris Gradnigo	R-Sr.	F	Coastal Carolina

ALL-FRESHMAN TEAM

Trey Freeman	G	Campbell
Saah Nimley	G	Charleston Southern
Arlon Harper	G	Charleston Southern
R.J. Price	G	Radford
Javonte Green	F	Radford

PLAYER OF THE YEAR

Matt Dickey, UNC Asheville

FRESHMAN OF THE YEAR

Trey Freeman, Campbell

DEFENSIVE PLAYER OF THE YEAR

Kelvin Martin, Charleston Southern

COACH OF THE YEAR

Barclay Radebaugh, Charleston Southern

2012-13

First Team

Stan Okoye	Sr. F	VMI
Saah Nimley	So. G	Charleston Southern
Anthony Raffa	R-Sr. G	Coastal Carolina
John Brown	R-Fr. F	High Point
Jeremy Atkinson	Sr. F	UNC Asheville

Second Team

Allan Chaney	Gr. F	High Point
Tashan Newsome	R-Sr. G	Gardner-Webb
Trey Freeman	So. G	Campbell
Javonte Green	So. F	Radford
Arlon Harper	So. G	Charleston Southern

ALL-FRESHMAN TEAM

John Brown	R-Fr. F	High Point
Michael Kessens	Fr. F/C	Longwood
Will Weeks	Fr. F	UNC Asheville
Adam Weary	Fr. G	High Point
Rashun Davis	Fr. G	Radford

PLAYER OF THE YEAR

Stan Okoye, VMI

FRESHMAN OF THE YEAR

John Brown, High Point

DEFENSIVE PLAYER OF THE YEAR

D.J. Covington, VMI

COACH OF THE YEAR

Chris Holtmann, Gardner-Webb

2013-14

First Team

John Brown	R-So. F	High Point
D.J. Covington	Sr. C	VMI
Javonte Green	Jr. F	Radford
Rodney Glasgow	Sr. G	VMI
Andrew Rowsey	Fr. G	UNC Asheville

Second Team

Warren Gillis	Jr. F	Coastal Carolina
Jerome Hill	So. F	Gardner-Webb
QJ Peterson	Fr. G	VMI
Jaron Lane	R-Sr. F	UNC Asheville
D.J. Cunningham	R-Sr. C	UNC Asheville

Honorable Mention

Elijah Wilson	Fr. G	Coastal Carolina
Tristan Carey	Sr. G	Longwood
Jordan Downing	R-Jr. G	Presbyterian
Devante Wallace	Jr. G	High Point
Keon Moore	R-Jr. G/F	Winthrop

ALL-FRESHMAN TEAM

Andrew Rowsey	Fr. G	UNC Asheville
QJ Peterson	Fr. G	VMI
Elijah Wilson	Fr. G	Coastal Carolina
Keon Johnson	Fr. G	Winthrop
Tyrell Nelson	Fr. F	Gardner-Webb

PLAYER OF THE YEAR

John Brown, High Point

FRESHMAN OF THE YEAR

Andrew Rowsey, UNC Asheville

DEFENSIVE PLAYER OF THE YEAR

D.J. Covington, VMI

COACH OF THE YEAR

Scott Cherry, High Point

2014-15

First Team

Saah Nimley	Sr. G	Charleston Southern
John Brown	R-Jr. F	High Point
Jerome Hill	Jr. F	Gardner-Webb
Javonte Green	Sr. F	Radford
Keon Moore	Sr. G	Winthrop

Second Team

Andrew Rowsey	So. G	UNC Asheville
Warren Gillis	Sr. G	Coastal Carolina
Tyler Strange	Sr. G	Gardner-Webb
Will Saunders	Sr. F	Charleston Southern
Quincy Taylor	R-Sr. G	Longwood

Honorable Mention

Jordan Downing	R-Sr. G	Presbyterian
Arlon Harper	Sr. G	Charleston Southern
R.J. Price	Sr. G	Radford
DeSean Murray	Fr. F	Presbyterian
Josh Cameron	Sr. G	Coastal Carolina

ALL-FRESHMAN TEAM

DeSean Murray	Fr. F	Presbyterian
Xavier Cooks	Fr. F/C	Winthrop
Kevin Vannatta	Fr. G	UNC Asheville
Ryan Badowski	Fr. G	Longwood
Curtis Phillips	Fr. F	Campbell

PLAYER OF THE YEAR

Saah Nimley, Charleston Southern

FRESHMAN OF THE YEAR

DeSean Murray, Presbyterian College

DEFENSIVE PLAYER OF THE YEAR

Javonte Green, Radford

COACH OF THE YEAR

Barclay Radebaugh, Charleston Southern

2015-16

First Team

John Brown	R-Sr. F	High Point
Keon Johnson	Jr. G	Winthrop
DeSean Murray	So. F	Presbyterian
Jimmy Gavin	Gr. G	Winthrop
Lotanna Nwogbo	R-Sr. C	Longwood

Second Team

Xavier Cooks	So. F	Winthrop
Rashun Davis	Sr. G	Radford
Adam Weary	Sr. G	High Point
Tyrell Nelson	Jr. F	Gardner-Webb
Chris Clemons	Fr. G	Campbell

Honorable Mention

Shivaughn Wiggins	R-Jr. G	Coastal Carolina
John Dawson	R-So. G	Liberty
Cameron Jones	Sr. G	Radford
Elijah Wilson	Jr. G	Coastal Carolina
Dylan Smith	Fr. G	UNC Asheville

ALL-FRESHMAN TEAM

Chris Clemons	Fr. G	Campbell
Dylan Smith	Fr. G	UNC Asheville
Dwayne Sutton	Fr. G	UNC Asheville
Arnel Potter	Fr. G	Charleston Southern
Ed Polite Jr.	Fr. F	Radford

PLAYER OF THE YEAR

John Brown, High Point

FRESHMAN OF THE YEAR

Chris Clemons, Campbell

DEFENSIVE PLAYER OF THE YEAR

John Brown, High Point

COACH OF THE YEAR

Ritchie McKay, Liberty

2016-17

First Team

Keon Johnson	Sr. G	Winthrop
Xavier Cooks	Jr. F	Winthrop
Ahmad Thomas	Jr. G	UNC Asheville
Chris Clemons	So. G	Campbell
MaCio Teague	Fr. G	UNC Asheville

Second Team

LaQuincy Rideau	So. G	Gardner-Webb
Miles Bowman Jr.	R-Sr. F	High Point
Tyrell Nelson	Sr. F	Gardner-Webb
Ryan Kemrite	R-Jr. G	Liberty
Khris Lane	R-Jr. F	Longwood

Honorable Mention

Christian Keeling	Fr. G	Charleston Southern
Ed Polite Jr.	So. F	Radford
Darrion Allen	Sr. G	Longwood
David Efanayi	R-So. G	Gardner-Webb
John Dawson	R-Sr. G	Liberty

ALL-FRESHMAN TEAM

MaCio Teague	Fr. G	UNC Asheville
Christian Keeling	Fr. G	Charleston Southern
G. Pacheco-Ortiz	Fr. G	Liberty
Myo Baxter-Bell	R-Fr. F	Liberty
Jo'Vontae Millner	Fr. G	Presbyterian

PLAYER OF THE YEAR

Keon Johnson, Winthrop

FRESHMAN OF THE YEAR

MaCio Teague, UNC Asheville

DEFENSIVE PLAYER OF THE YEAR

Ahmad Thomas, UNC Asheville

COACH OF THE YEAR

Nick McDevitt, UNC Asheville

2017-18

First Team

Xavier Cooks	Sr. F	Winthrop
Chris Clemons	Jr. G	Campbell
Ahmad Thomas	Sr. G	UNC Asheville
Ed Polite Jr.	Jr. F	Radford
MaCio Teague	So. G	UNC Asheville

Second Team

Christian Keeling	So. G	Charleston Southern
David Efanayi	R-Jr. G	Gardner-Webb
Scottie James	R-So. F	Liberty
Andre Fox	Jr. G	High Point
Jahaad Proctor	So. G	High Point

Honorable Mention

Reggie Dillard	R-Sr. G	Presbyterian
Liam O'Reilly	Sr. G	Gardner-Webb
Marcus Burk	So. G	Campbell
Carlík Jones	R-Fr. G	Radford
Bjorn Broman	Jr. G	Winthrop

ALL-FRESHMAN TEAM

Carlík Jones	R-Fr. G	Radford
Phlandrous Fleming Jr.	Fr. G	Charleston Southern
Jaheam Cornwall	Fr. G	Gardner-Webb
Elijah Cuffee	Fr. G	Liberty
Justyn Mutts	Fr. F	High Point

PLAYER OF THE YEAR

Xavier Cooks, Winthrop

FRESHMAN OF THE YEAR

Carlík Jones, Radford

DEFENSIVE PLAYER OF THE YEAR

Ahmad Thomas, UNC Asheville

COACH OF THE YEAR

Mike Jones, Radford

2018-19

First Team

Chris Clemons	Sr.	G	Campbell
Ed Polite Jr.	Sr.	F	Radford
Jermaine Marrow	Jr.	G	Hampton
Carlík Jones	R-So.	G	Radford
Christian Keeling	Jr.	G	Charleston Southern

Second Team

David Efanayi	R-Sr.	G	Gardner-Webb
Jahaad Proctor	R-Jr.	G	High Point
Nych Smith	Sr.	G	Winthrop
Andrew Eudy	Sr.	C	Campbell
Davon Bell	Sr.	G	Presbyterian

Honorable Mention

Kalin Fisher	Sr.	G	Hampton
Francois Lewis	Sr.	F	Presbyterian
DJ Laster	Sr.	F	Gardner-Webb
Lorenzo Phillips	Jr.	G	Longwood
Travis Fields Jr.	Jr.	G	Radford

ALL-FRESHMAN TEAM

Adam Flagler	Fr.	G	Presbyterian
Jose Perez	Fr.	G/F	Gardner-Webb
DeVon Baker	Fr.	G	UNC Asheville
Dontrell Shuler	Fr.	G	Charleston Southern
Cory Hightower	Fr.	F	Presbyterian

PLAYER OF THE YEAR

Chris Clemons, Campbell

FRESHMAN OF THE YEAR

Adam Flagler, Presbyterian

DEFENSIVE PLAYER OF THE YEAR

Ed Polite Jr., Radford

COACH OF THE YEAR

Kevin McGeehan, Campbell

2019-20

First Team

Carlík Jones	R-Jr.	G	Radford
Jermaine Marrow	Sr.	G	Hampton
Ben Stanley	R-So.	F	Hampton
Phlandrous Fleming Jr.	Jr.	G/F	Charleston Southern
Travis Fields Jr.	Sr.	G	Radford

Second Team

DeVon Baker	So.	G	UNC Asheville
Nate Johnson	R-Jr.	G	Gardner-Webb
Chandler Vaudrin	R-Jr.	G	Winthrop
DJ Burns Jr.	R-Fr.	C	Winthrop
Eric Jamison Jr.	R-Sr.	G	Gardner-Webb

Honorable Mention

Hunter Hale	Gr.	G	Winthrop
LJ Thorpe	R-So.	F	UNC Asheville
Cory Hightower	So.	F	Presbyterian
Jaheam Cornwall	Jr.	G	Gardner-Webb
John-Michael Wright	Fr.	G	High Point

ALL-FRESHMAN TEAM

DJ Burns Jr.	R-Fr.	C	Winthrop
John-Michael Wright	Fr.	G	High Point
Tommy Bruner	Fr.	G	USC Upstate
Kareem Reid	Fr.	F	Gardner-Webb
Travis Anderson	R-Fr.	G	Charleston Southern

PLAYER OF THE YEAR

Carlík Jones, Radford

FRESHMAN OF THE YEAR

DJ Burns Jr., Winthrop

DEFENSIVE PLAYER OF THE YEAR

Phlandrous Fleming Jr., Charleston Southern

COACH OF THE YEAR

Mike Jones, Radford



MEN'S BASKETBALL ALL-CONFERENCE HONORS

FOUR-TIME ALL-CONFERENCE HONOREES (6)

Tony Dunkin, Coastal Carolina	1990-91-92-93
Doug Day, Radford	1990-91-92-93
Joe Spinks, Campbell	1991-92-93-94
Larry Blair, Liberty	2004-05-06-07
John Brown, High Point	2013-14-15-16
Chris Clemons, Campbell	2016-17-18-19

THREE-TIME ALL-CONFERENCE HONOREES (28)

William Calvin, Coastal Carolina	1986-87-88	Chris Oliver, Radford	2005-06-07
Henry Wilson, Campbell	1987-88-89	Arizona Reid, High Point	2006-07-08
Brett Larrick, Charleston Southern	1995-96-97	Jack Leasure, Coastal Carolina	2006-07-08
Peter Aluma, Liberty	1995-96-97	Reggie Williams, VMI	2006-07-08
Kevin Martin, UNC Asheville	1997-98-99	Nick Barbour, High Point	2010-11-12
Tyson Waterman, Winthrop	1997-99-00	Javonte Green, Radford	2013-14-15
Brendan Rowell, Elon	2000-01-02	Xavier Cooks, Winthrop	2016-17-18
Andre Smith, UNC Asheville	2000-02-03	Ed Polite Jr., Radford	2017-18-19
Ed O'Neil, Charleston Southern	2002-03-04	Christian Keeling, Charleston Southern	2017-18-19
Tyrone Walker, Winthrop	2002-03-04	David Efanayi, Gardner-Webb	2017-18-19
Torrell Martin, Winthrop	2005-06-07	Carlík Jones, Radford	2018-19-20



MEN'S BASKETBALL ALL-DECADE TEAMS

1985-89 ALL-DECADE TEAM

Heder Ambrose, Charleston Southern
William Calvin, Coastal Carolina
Brad Childress, Campbell
Tim Daniels, Augusta
Clarence Grier, Campbell
Ben Hinson, Charleston Southern
Fred McKinnon, Winthrop
Milton Moore, UNC Asheville
Derek Wilson, Coastal Carolina
Henry Wilson, Campbell

Coach: Tommy Gaither, Charleston Southern

2000-09 ALL-DECADE TEAM

Larry Blair, Liberty
Torrey Butler, Coastal Carolina
Danny Gathings, High Point
Jack Leasure, Coastal Carolina
Greg Lewis, Winthrop
Torrell Martin, Winthrop
Pele Pelay, Coastal Carolina
Art Parakhouski, Radford
Arizona Reid, High Point
Reggie Williams, VMI

Coach: Gregg Marshall, Winthrop

1990-99 ALL-DECADE TEAM

Peter Aluma, Liberty
Eric Burks, Charleston Southern
Doug Day, Radford
Robert Dowdell, Coastal Carolina
Tony Dunkin, Coastal Carolina
Scott Hartzell, UNC Greensboro
T.L. Latson, Charleston Southern
Kevin Martin, UNC Asheville
Josh Pittman, UNC Asheville
Joe Spinks, Campbell
Tyson Waterman, Winthrop

Coach: Dr. Ron Bradley, Radford

2010-19 ALL-DECADE TEAM

Nick Barbour, High Point
John Brown, High Point
Chris Clemons, Campbell
Xavier Cooks, Winthrop
Matt Dickey, UNC Asheville
David Efanayi, Gardner-Webb
Javonte Green, Radford
Keon Johnson, Winthrop
Carlík Jones, Radford
Kelvin Martin, Charleston Southern
Saah Nimley, Charleston Southern
Stan Okoye, VMI
Ed Polite Jr., Radford
Jesse Sanders, Liberty
Ahmad Thomas, UNC Asheville

Co-Coach: Eddie Biedenbach, UNC Asheville

Co-Coach: Cliff Ellis, Coastal Carolina

As part of the Big South's 30th Anniversary celebration in 2013-14, the Conference announced its first-ever All-Decade Teams to recognize the student-athletes and coaches who excelled in their respective sport since the Conference's founding in 1983. A committee of Big South Conference administrators served as the official voting panel to determine the All-Decade Teams, with fan voting comprising 20 percent of the overall total. Men's Basketball All-Decade Team candidates were determined based on being at least one of the following: 1) Was a multiple All-Conference honoree; 2) Was named an All-American; 3) Is a member of the Big South Conference Hall of Fame; 4) Student-athletes must be a college graduate or in good academic standing with their respective institution; 5) Won a Conference Championship as a coach and/or was voted Conference Coach of the Year; and 6) Players of the Year, Tournament MVPs and First-Team All-Conference honorees were among the candidate pool for the 1985-89 All-Decade Teams. Candidates that participated in two different decades were placed in a specific decade based on consultation from member institutions. Member institutions also had final determination in regards to inclusion of student-athletes and coaches. The next Men's Basketball All-Decade Team will cover 2020-29.

1996-97

Brett Larrick Charleston Southern
 Andrew Hinton Coastal Carolina
 Mark Reed Liberty
 Marc Lay UMBC
 Vincent Krieger UNC Asheville
 Matt Javit UNC Greensboro
 Corey Reed Radford
 Andrew McFalls Winthrop

1997-98

Adam Larrick Charleston Southern
 Andrew Hinton Coastal Carolina
 Mark Reed Liberty
 Michael van Veen UMBC
 Vincent Krieger UNC Asheville
 Corey Reed Radford
 Marcus Laster Winthrop

1998-99

Adam Larrick Charleston Southern
 Andrew Hinton Coastal Carolina
 Joey Schwetz Elon
 Nathan Day Liberty
 Rian Everett Radford

1999-00

Mirko Mandic Charleston Southern
 Matt Gladieux Coastal Carolina
 Morgan Bell Elon
 Brooks Lee High Point
 Nathan Day Liberty
 Nick McDevitt UNC Asheville
 Ryan Charles Radford
 Eyo Effiong Winthrop

2000-01

Mirko Mandic Charleston Southern
 Ross Sims Elon
 Tim Wilson High Point
 Nathan Day Liberty
 Andrey Savtchenko Radford
 Nick McDevitt UNC Asheville
 Eyo Effiong Winthrop

2001-02

Mirko Mandic Charleston Southern
 Marko Durovic Coastal Carolina
 Ross Sims Elon
 Mantas Ingatavicius High Point
 Rob Attaway Liberty
 Andrey Savtchenko Radford
 Alex Kragel UNC Asheville

2002-03

Shema Mbyirukira Birmingham-Southern
 Trent Drafts Charleston Southern
 Clint Nagel Coastal Carolina
 Ross Sims Elon
 Brent Halsch High Point
 Ryan Mantlo Liberty
 Olumuyiwa Popoola Radford
 Alex Kragel UNC Asheville
 Pierre Wooten Winthrop

2003-04

Shema Mybirukira Birmingham-Southern
 Trent Drafts Charleston Southern
 Clint Nagel Coastal Carolina
 Brent Halsch High Point
 Ryan Mantlo Liberty
 Olumuyiwa Popoola Radford
 Chad Mohn UNC Asheville
 Tadas Mankevicius VMI
 Alex Spotts Winthrop

2004-05

Shema Mybirukira Birmingham-Southern
 Clint Nagel Coastal Carolina
 Chad Mohn UNC Asheville
 Tadas Mankevicius VMI

2005-06

Bucky McMillan Birmingham-Southern
 Trent Drafts Charleston Southern
 Jack Leasure Coastal Carolina
 Russell Monroe Liberty
 Chad Mohn UNC Asheville
 Tadas Mankevicius VMI

2006-07

Giedrius Knysas Charleston Southern
 Jack Leasure Coastal Carolina
 Troy Bowen High Point
 Russell Monroe Liberty
 K.J. Garland UNC Asheville
 Fred Robinson VMI

2007-08

Giedrius Knysas Charleston Southern
 Jack Leasure Coastal Carolina
 Matt Boswell High Point
 Kyle Ohman Liberty
 Walt Allen Presbyterian College
 Phillip Martin Radford
 K.J. Garland UNC Asheville
 Adam Lonon VMI

2008-09

Giedrius Knysas Charleston Southern
 Logan Johnson Coastal Carolina
 Aaron Linn Gardner-Webb
 Dave Campbell High Point
 Kyle Ohman Liberty
 Al'Lonzo Coleman Presbyterian College
 Phillip Martin Radford

2009-10

Logan Johnson Coastal Carolina
 Auryn MacMillan Gardner-Webb
 Dave Campbell High Point
 Jeremy Anderson Liberty
 Walt Allen Presbyterian College
 Phillip Martin Radford
 Adam Lonon VMI

2010-11

Sam McLaurin Coastal Carolina
 Jon Moore Gardner-Webb
 Dave Campbell High Point
 Jeremy Anderson Liberty
 Walt Allen Presbyterian College
 Evan Faulkner Radford
 Matt Dickey UNC Asheville

2011-12

Sam McLaurin Coastal Carolina
 Mike Byron Gardner-Webb
 Landon Harris High Point
 Jesse Sanders Liberty
 Jay Reynolds Presbyterian College
 Tolga Cerrah Radford
 Matt Dickey UNC Asheville
 Stan Okoye VMI

2012-13

Darren White Campbell
 Paul Gombwer Charleston Southern
 Tyler Strange Gardner-Webb
 John Caleb Sanders Liberty
 Stephen Shockley Longwood
 Kyle Noreen Radford
 Keith Hornsby UNC Asheville
 Stan Okoye VMI
 Derrick Henry Winthrop

2013-14

Paul Gombwer Charleston Southern
 Michel Enanga Coastal Carolina
 Mike Byron Gardner-Webb
 Haiishen McIntyre High Point
 John Caleb Sanders Liberty
 Jeylani Dublin Longwood
 Kyle Noreen Radford
 James Bourne Winthrop

2014-15

Andrew Ryan Campbell
 Paul Gombwer Charleston Southern
 Tristian Curtis Coastal Carolina
 Tyrell Nelson Gardner-Webb
 Haiishen McIntyre High Point
 Ethan Laver Liberty
 Damarion Geter Longwood
 Kyle Noreen Radford
 Giacomo Zilli UNC Asheville
 Derrick Henry Winthrop

2015-16

Jacob Talbert Campbell
 Patrick Wallace Charleston Southern
 Tristian Curtis Coastal Carolina
 Tyrell Nelson Gardner-Webb
 Austin White High Point
 Ryan Kemrite Liberty
 Charlie Inclan Presbyterian College
 Justin Cousin Radford
 Kevin Vannatta UNC Asheville

2016-17

Chris Clemons Campbell
 Patrick Wallace Charleston Southern
 Tyrell Nelson Gardner-Webb
 Austin White High Point
 Ryan Kemrite Liberty
 Christian Lutete Radford
 Giacomo Zilli UNC Asheville
 Anders Broman Winthrop



MEN'S BASKETBALL ALL-ACADEMIC TEAMS

2017-18

Cory Gensler Campbell
Christian Keeling Charleston Southern
Patrick Zeck Gardner-Webb
Jahaad Proctor High Point
Ryan Kemrite Liberty
Dominic Ezeani Longwood
JC Younger Presbyterian College
Caleb Tanner Radford
Kevin Vannatta UNC Asheville
Anders Broman Winthrop

2018-19

Cory Gensler Campbell
Christian Keeling Charleston Southern
Eric Jamison Jr Gardner-Webb
Trevond Barnes Hampton
Jahaad Proctor High Point
Jordan Cintron Longwood
JC Younger Presbyterian College
Caleb Tanner Radford
Donovan Gilmore UNC Asheville
Jure Span USC Upstate
Bjorn Broman Winthrop

2019-20

Cory Gensler Campbell
Eric Jamison Jr Gardner-Webb
Caden Sanchez High Point
Sean Flood Longwood
JC Younger Presbyterian College
Chyree Walker Radford
Jax Levitch UNC Asheville
Nevin Zink USC Upstate
Kyle Zunic Winthrop

1986-87

Dec. 7 Clarence Grier, Charleston Southern
 Dec. 14 Ben Hinson, Charleston Southern
 Jan. 4 Donald Johnson, Armstrong State
 Jan. 11 Van Wilkins, UNC Asheville
 Jan. 17 Donnell Howard, Radford
 Jan. 24 Tim Penn, Radford
 Jan. 31 Ben Hinson, Charleston Southern
 Feb. 7 Tony Fairley, Charleston Southern
 Feb. 14 Tim Penn, Radford
 Feb. 21 Clarence Grier, Campbell
 Feb. 28 Ben Hinson, Charleston Southern

1987-88

Dec. 5 Henry Wilson, Campbell
 Dec. 12 Derek Wilson, Coastal Carolina
 Dec. 19 Ricky Chatman, UNC Asheville
 Jan. 2 Ron Shelburne, Radford
 Jan. 9 Aswan Wainwright, Radford
 Jan. 16 Tyrone Gross, Augusta
 Jan. 23 Oliver Johnson, Charleston Southern
 Jan. 30 Aswan Wainwright, Radford
 Feb. 6 Oliver Johnson, Charleston Southern
 Feb. 27 William Calvin, Coastal Carolina

1988-89

Dec. 10 Phil Young, Radford
 Dec. 17 Phil Young, Radford
 Dec. 28 Phil Young, Radford
 Jan. 21 Brian Penny, Coastal Carolina
 Jan. 28 Milton Moore, UNC Asheville
 Feb. 4 Henry Wilson, Campbell
 Feb. 11 Sean Smith, Winthrop
 Feb. 27 Milton Moore, UNC Asheville
 March 4 Milton Moore, UNC Asheville

1989-90

Dec. 4 DuWayne Cheatam, Coastal Carolina
 Dec. 11 Milton Moore, UNC Asheville
 Dec. 18 Vernon Brooks, Radford
 Dec. 22 Tony Dunkin, Coastal Carolina
 Jan. 2 Shaun Wise, Winthrop
 Jan. 9 Brian Schmall, Augusta
 Jan. 15 Tony Dunkin, Coastal Carolina
 Jan. 22 Darryl Hall, Charleston Southern
 Jan. 29 Darryl Sanders, UNC Asheville
 Feb. 5 Robert Dowdell, Coastal Carolina
 Feb. 12 Brad Childress, Campbell
 Feb. 19 Doug Day, Radford
 Feb. 26 Brad Childress, Campbell
 March 4 Milton Moore, UNC Asheville

1990-91

Nov. 26 Rod Gouridine, Campbell
 Dec. 3 Ron Shelburne, Radford
 Dec. 10 Tony Dunkin, Coastal Carolina
 Dec. 17 Doug Day, Radford
 Jan. 2 Doug Day, Radford
 Jan. 7 Keenan Mann, Augusta
 Jan. 14 Doug Day, Radford
 Jan. 21 George Henson, Winthrop
 Jan. 28 Tony Dunkin, Coastal Carolina
 Feb. 4 Tony Dunkin, Coastal Carolina
 Feb. 11 Tony Dunkin, Coastal Carolina
 Feb. 18 Derek Stewart, Augusta
 Feb. 25 Doug Day, Radford

1991-92

Dec. 2 Tony Dunkin, Coastal Carolina
 Dec. 9 Stephen Barber, Radford
 Dec. 16 Doug Day, Radford
 Dec. 23 Julius Nwosu, Liberty
 Jan. 6 Don Burgess, Radford
 Jan. 13 Darnell Sneed, Charleston Southern
 Jan. 20 Doug Day, Radford
 Jan. 27 Julius Nwosu, Liberty
 Feb. 3 Darnell Sneed, Charleston Southern
 Feb. 10 Darnell Sneed, Charleston Southern
 Feb. 17 Tony Dunkin, Coastal Carolina
 Feb. 24 Doug Day, Radford
 March 2 Detlef Musch, Davidson

1992-93

Dec. 7 Joey Hart, Coastal Carolina
 Dec. 14 Eddie Gay, Winthrop
 Dec. 21 Skip Saunders, UMBC
 Jan. 4 Julius Nwosu, Liberty
 Jan. 11 Doug Day, Radford
 Devin Boyd, Towson State
 Jan. 18 LaShawn Coulter, Winthrop
 Jan. 25 Darnell Sneed, Charleston Southern
 Feb. 1 Mohammed Acha, Coastal Carolina
 Feb. 9 Doug Day, Radford
 Feb. 15 Devin Boyd, Towson State
 Feb. 23 Tony Dunkin, Coastal Carolina
 March 1 Devin Boyd, Towson State

1993-94

Dec. 5 Joe Spinks, Campbell
 Dec. 12 Mohammed Acha, Coastal Carolina
 Dec. 19 Eric Burks, Charleston Southern
 Jan. 2 Don Burgess, Radford
 Jan. 10 Joe Spinks, Campbell
 Jan. 16 Melvin Branham, Winthrop
 Jan. 23 Tyrone Travis, Radford
 Jan. 30 Scott Neely, Campbell
 Feb. 6 Ralph Blalock, Towson State
 KeKe Hicks, Coastal Carolina
 Feb. 13 T.L. Latson, Charleston Southern
 Feb. 20 Matt Hildebrand, Liberty
 Feb. 27 Eric Burks, Charleston Southern

1994-95

Dec. 5 KeKe Hicks, Coastal Carolina
 Dec. 11 Peter Aluma, Liberty
 Dec. 18 Ralph Blalock, Towson State
 Jan. 1 KeKe Hicks, Coastal Carolina
 Jan. 8 Antoine Dalton, Radford
 Jan. 15 Scott Hartzell, UNC Greensboro
 Jan. 22 LaShawn Coulter, Winthrop
 Jan. 29 Eric Burks, Charleston Southern
 Feb. 5 Ralph Blalock, Towson State
 Feb. 12 Anthony Walker, Radford
 Feb. 19 Eric Wyatt, UMBC
 Feb. 26 Eric Cuthrell, UNC Greensboro

1995-96

Dec. 3 Peter Aluma, Liberty
 Dec. 10 Peter Aluma, Liberty
 Dec. 17 Marcus White, Liberty
 Jan. 1 Brett Larrick, Charleston Southern
 Jan. 8 T.L. Latson, Charleston Southern
 Jan. 14 Andrew McFalls, Winthrop
 Jan. 21 David McMahan, Winthrop
 Jan. 29 Scott Hartzell, UNC Greensboro
 Feb. 5 T.L. Latson, Charleston Southern
 Feb. 12 Josh Kohn, UNC Asheville
 Feb. 19 Peter Aluma, Liberty
 Feb. 24 Peter Aluma, Liberty

1996-97

Dec. 2 Errol McPherson, Charleston Southern
 Dec. 9 Anthony Walker, Radford
 Dec. 16 Corey Reed, Radford
 Jan. 6 Josh Pittman, UNC Asheville
 Jan. 13 Kevin Martin, UNC Asheville
 Jan. 20 Peter Aluma, Liberty
 Jan. 27 Josh Pittman, UNC Asheville
 Feb. 3 Errol McPherson, Charleston Southern
 Feb. 9 Rolando Hourrutiner, Charleston So.
 Feb. 17 Brett Larrick, Charleston Southern

1997-98

Nov. 24 Leslie Ballard, Radford
 Dec. 1 Robert Stevenson, UNC Asheville
 Dec. 8 Kevin Robinson, Radford
 Dec. 15 Kennedy Okafor, UMBC
 Dec. 22 Josh Pittman, UNC Asheville
 Jan. 5 Josh Pittman, UNC Asheville
 Jan. 12 Rodney Dupre', Coastal Carolina
 Jan. 19 Robert Stevenson, UNC Asheville
 Jan. 26 Marlin Parker, Charleston Southern
 Feb. 2 Larry Jackson, Liberty
 Feb. 9 Corey Reed, Radford
 Feb. 16 Josh Pittman, UNC Asheville
 Feb. 23 Leslie Ballard, Radford

1998-99

Dec. 1 Kevin Martin, UNC Asheville
 Dec. 8 Adam Larrick, Charleston Southern
 Dec. 14 Leslie Ballard, Radford
 Dec. 21 Adam Larrick, Charleston Southern
 Jan. 5 Rian Everett, Radford
 Jan. 12 Kevin Martin, UNC Asheville
 Jan. 19 Kevin Martin, UNC Asheville
 Jan. 26 Adam Larrick, Charleston Southern
 Feb. 2 Tyson Waterman, Winthrop
 Feb. 9 Adam Larrick, Charleston Southern
 Feb. 16 Tyson Waterman, Winthrop
 Feb. 23 Leslie Ballard, Radford

1999-00

Dec. 6 Geordie Cullen, High Point
 Dec. 13 Correy Watkins, Radford
 Dec. 20 Brett Carey, UNC Asheville
 Jan. 3 Greg Lewis, Winthrop
 Jan. 10 Robbie Wladrop, Winthrop
 Jan. 17 Jason Williams, Radford
 Jan. 24 Greg Lewis, Winthrop
 Jan. 31 Matt Osikowicz, UNC Asheville
 Feb. 7 Brendon Rowell, Elon
 Feb. 14 Jason Williams, Radford
 Feb. 21 Tyson Waterman, Winthrop
 Feb. 28 Nick Mitchell, Charleston Southern

2000-01

Nov. 27 Marcus Stewart, Winthrop
 Dec. 4 Chris Caldwell, Liberty
 Dec. 11 Maurice Watkins, Liberty
 Dec. 18 Andre Smith, UNC Asheville
 Jan. 8 Torrey Butler, Coastal Carolina
 Jan. 15 Brendon Rowell, Elon
 Jan. 22 Andre Smith, UNC Asheville
 Jan. 29 Torrey Butler, Coastal Carolina
 Feb. 5 Jason Williams, Radford
 Feb. 13 Brett Carey, UNC Asheville
 Feb. 19 Andrey Savtchenko, Radford

2001-02

Nov. 26 Raymond Arrington, Radford
Dec. 4 Andrey Savtchenko, Radford
Dec. 10 Alvin Green, Coastal Carolina
Dec. 17 Brandon Newby, Coastal Carolina
Jan. 8 Tyrone Walker, Winthrop
Jan. 14 Raymond Arrington, Radford
Jan. 21 Andrey Savtchenko, Radford
Jan. 28 Antonio Darden, Coastal Carolina
Feb. 4 Greg Lewis, Winthrop
Feb. 11 Antonio Darden, Coastal Carolina
Feb. 18 Andre Smith, UNC Asheville
Feb. 25 Greg Lewis, Winthrop

2002-03

Dec. 2 Torrey Butler, Coastal Carolina
Dec. 9 Tyrone Walker, Winthrop
Dec. 16 Andre Smith, UNC Asheville
Dec. 23 Pierre Wooten, Winthrop
Jan. 6 Danny Gathings, High Point
Jan. 13 Danny Gathings, High Point
Jan. 20 Ed O'Neil, Charleston Southern
Jan. 27 Kevin Warzynski, Charleston Southern
Feb. 3 Ben McGonagill, UNC Asheville
Feb. 10 Kevin Warzynski, Charleston Southern
Feb. 17 Jason Sarchet, Liberty
Feb. 24 Pierre Wooten, Winthrop
March 3 Ed O'Neil, Charleston Southern

2003-04

Dec. 1 Whit Holcomb-Faye, Radford
Dec. 8 Danny Gathings, High Point
Dec. 15 Tyrone Walker, Winthrop
Dec. 22 Shema Mybirukira, Birmingham-So.
Jan. 5 E.J. Gallup, Coastal Carolina
Jan. 12 Brandon Newby, Coastal Carolina
Tyrone Walker, Winthrop
Jan. 19 Grant Davis, Birmingham-Southern
Jan. 26 Olumuyiwa Popoola, Radford
Feb. 2 Bryan McCullough, UNC Asheville
Feb. 9 Danny Gathings, High Point
Gabe Martin, Liberty
Feb. 16 Marcus Cooke, Winthrop
Feb. 23 E.J. Gallup, Coastal Carolina
March 1 Tyrone Walker, Winthrop

2004-05

Nov. 29 Chris Oliver, Radford
Dec. 6 Torrell Martin, Winthrop
Dec. 13 Larry Blair, Liberty
Dec. 20 Zion White, High Point
Jan. 3 Jakob Sigurdarson, Birmingham-So.
Kurtis Rice, Charleston Southern
Jan. 10 Kurtis Rice, Charleston Southern
Jan. 17 Leo Lightbourne, Liberty
Jan. 24 Whit Holcomb-Faye, Radford
Jan. 31 Bryan McCullough, UNC Asheville
Feb. 7 Leo Lightbourne, Liberty
Feb. 14 Torrell Martin, Winthrop
Feb. 21 James Shuler, Winthrop
Feb. 27 James Collins, Birmingham-Southern
Brandon Jeffers, Radford

2005-06

Nov. 28 Arizona Reid, High Point
Craig Bradshaw, Winthrop
Dec. 5 Arizona Reid, High Point
Dec. 12 Chris Oliver, Radford
Dec. 19 Jack Leasure, Coastal Carolina
Jan. 2 Thomas Viglianco, Birmingham-Southern
Chris Oliver, Radford
Jan. 9 Omar Collington, UNC Asheville
Jan. 16 Reggie Williams, VMI
Jan. 23 Chris Oliver, Radford
Jan. 30 Moses Sonko, Coastal Carolina
Feb. 6 Chris Moore, Charleston Southern
Feb. 13 Craig Bradshaw, Winthrop
Feb. 20 James Collins, Birmingham-Southern
Feb. 26 Larry Blair, Liberty
Torrell Martin, Winthrop

2006-07

Nov. 14 Michael Jenkins, Winthrop
Nov. 21 Torrell Martin, Winthrop
Reggie Williams, VMI
Nov. 27 Giedrius Knysas, Charleston Southern
Dec. 4 Chris Oliver, Radford
Dec. 11 Arizona Reid, High Point
Torrell Martin, Winthrop
Dec. 18 Moses Sonko, Coastal Carolina
Jan. 2 Reggie Williams, VMI
Jan. 8 Jack Leasure, Coastal Carolina
Jan. 15 Arizona Reid, High Point
Jan. 22 Joseph Harris, Coastal Carolina
Jan. 29 Reggie Williams, VMI
Craig Bradshaw, Winthrop
Feb. 5 Dwayne Jackson, Charleston Southern
Feb. 12 Craig Bradshaw, Winthrop
Feb. 19 Arizona Reid, High Point
Feb. 25 Alex McLean, Liberty

2007-08

Nov. 13 Kenny George, UNC Asheville
Nov. 20 Chris Gaynor, Winthrop
Kenny George, UNC Asheville
Nov. 26 Chris Moore, Coastal Carolina
Dec. 3 Alex McLean, Liberty
Dec. 10 Kenny Thomas, Radford
Dec. 17 Reggie Williams, VMI
Jan. 2 Chris Gaynor, Winthrop
Jan. 7 Chavis Holmes, VMI
Kenny George, UNC Asheville
Jan. 14 Bryan Smithson, UNC Asheville
Jan. 21 Reggie Williams, VMI
Jan. 28 Arizona Reid, High Point
Feb. 4 K.J. Garland, UNC Asheville
Feb. 11 Kenny Thomas, Radford
Travis Holmes, VMI
Feb. 18 Reggie Williams, VMI
Feb. 25 Martell McDuffy, Radford
March 2 Arizona Reid, High Point

2008-09

Nov. 17 Travis Holmes, VMI
Nov. 24 Jamarco Warren, Charleston Southern
Dec. 1 Seth Curry, Liberty
Dec. 8 Travis Holmes, VMI
Dec. 15 Chavis Holmes, VMI
Dec. 22 Grayson Flittner, Gardner-Webb
Jan. 5 Joseph Harris, Coastal Carolina
Chavis Holmes, VMI
Jan. 12 Austin Kenon, VMI
Jan. 19 Seth Curry, Liberty
Jan. 26 Anthony Smith, Liberty
Feb. 2 Kyle Ohman, Liberty
Feb. 9 Art Parakhouski, Radford
Reid Augst, UNC Asheville
Feb. 16 Joseph Harris, Coastal Carolina
Feb. 23 Art Parakhouski, Radford
John Williams, UNC Asheville
March 1 Art Parakhouski, Radford

2009-10

Nov. 16 Joseph Harris, Coastal Carolina
Nick Barbour, High Point
Nov. 23 Art Parakhouski, Radford
Nov. 30 Joseph Harris, Coastal Carolina
Dec. 7 Joseph Harris, Coastal Carolina
Dec. 14 Joey Lynch-Flohr, Radford
Dec. 23 Chad Gray, Coastal Carolina
Jan. 4 Art Parakhouski, Radford
Jan. 11 Eugene Harris, High Point
Jan. 18 Jeremy Sexton, Charleston Southern
Jan. 25 Art Parakhouski, Radford
Feb. 1 Matt Dickey, UNC Asheville
Feb. 8 Joseph Harris, Coastal Carolina
Feb. 15 John Williams, UNC Asheville
Feb. 22 Art Parakhouski, Radford
Feb. 28 Mario Edwards, Coastal Carolina

2010-11

Nov. 15 Jon Moore, Gardner-Webb
Nov. 22 Desmond Holloway, Coastal Carolina
Nov. 29 Nick Barbour, High Point
Dec. 6 Robbie Dreher, Winthrop
Dec. 13 Austin Kenon, VMI
Dec. 20 Mike Holmes, Coastal Carolina
Jan. 3 Jamarco Warren, Charleston Southern
Jesse Sanders, Liberty
Jan. 10 Matt Dickey, UNC Asheville
Jan. 17 Austin Kenon, VMI
Jan. 24 Desmond Holloway, Coastal Carolina
Jan. 31 Khalid Mutakabbir, Presbyterian College
Feb. 7 Desmond Holloway, Coastal Carolina
Feb. 14 Evan Gordon, Liberty
Feb. 21 Jamarco Warren, Charleston Southern
Feb. 27 Jaron Lane, UNC Asheville

2011-12

Nov. 15 Jaron Lane, UNC Asheville
Nov. 21 Khalid Mutakabbir, Presbyterian
Nov. 28 Eric Griffin, Campbell
Dec. 5 Andre Jones, Winthrop
Dec. 12 Nick Barbour, High Point
Dec. 19 Kelvin Martin, Charleston Southern
Jan. 2 Kelvin Martin, Charleston Southern
Al'Lonzo Coleman, Presbyterian
Jan. 9 Chris Stephenson, UNC Asheville
Jan. 16 Jeremy Atkinson, UNC Asheville
Jan. 23 Lorne Merthie, Campbell
Jan. 30 J.P. Primm, UNC Asheville
Feb. 6 Al'Lonzo Coleman, Presbyterian
Feb. 13 Jesse Sanders, Liberty
Feb. 20 Kelvin Martin, Charleston Southern
Feb. 26 Nick Barbour, High Point

2012-13

Nov. 12 Anthony Raffa, Coastal Carolina
 Nov. 19 Darren White, Campbell
 Nov. 26 Stan Okoye, VMI
 Dec. 3 Javonte Green, Radford
 Dec. 10 Arlon Harper, Charleston Southern
 Dec. 17 Keith Hornsby, UNC Asheville
 Jan. 2 Jeremy Atkinson, UNC Asheville
 Jan. 7 Stan Okoye, VMI
 Jan. 14 Stan Okoye, VMI
 Jan. 21 Jeremy Sexton, Charleston Southern
 Jan. 28 Saah Nimley, Charleston Southern
 Feb. 4 Tashan Newsome, Gardner-Webb
 Feb. 11 Javonte Green, Radford
 Feb. 18 Donta Harper, Gardner-Webb
 Feb. 25 Tristan Carey, Longwood
 March 3 Stan Okoye, VMI

2013-14

Nov. 12 Saah Nimley, Charleston Southern
 Nov. 18 Tristan Carey, Longwood
 Nov. 25 John Brown, High Point
 Dec. 2 Naji Hibbert, Gardner-Webb
 Dec. 9 Jordan Downing, Presbyterian
 Dec. 16 Joab Jerome, Winthrop
 Dec. 23 William Truss, Presbyterian
 Antwan Burrus, Liberty
 Jan. 2 Javonte Green, Radford
 Jan. 6 Reco McCarter, Campbell
 Jan. 13 Reco McCarter, Campbell
 Jan. 20 Rodney Glasgow, VMI
 Javonte Green, Radford
 Jan. 27 John Brown, High Point
 Feb. 3 QJ Peterson, VMI
 Feb. 10 D.J. Covington, VMI
 Feb. 17 John Brown, High Point
 Feb. 24 D.J. Covington, VMI
 March 2 Devante Wallace, High Point

2014-15

Nov. 17 Andrew Rowsey, UNC Asheville
 Nov. 24 Tyler Strange, Gardner-Webb
 Dec. 1 Andrew Rowsey, UNC Asheville
 Dec. 8 John Brown, High Point
 Josh Cameron, Coastal Carolina
 Dec. 15 Jerome Hill, Gardner-Webb
 Dec. 22 D.J. Mason, Campbell
 Jan. 5 Josh Cameron, Coastal Carolina
 Jan. 12 Tyler Strange, Gardner-Webb
 Jan. 19 Jerome Hill, Gardner-Webb
 Jan. 26 Saah Nimley, Charleston Southern
 Feb. 2 Javonte Green, Radford
 Feb. 9 Jerome Hill, Gardner-Webb
 Andre Smith, Winthrop
 Feb. 16 John Brown, High Point
 Feb. 23 Saah Nimley, Charleston Southern
 March 1 Theo Johnson, Liberty

2015-16

Nov. 16 Rashun Davis, Radford
 Nov. 23 John Brown, High Point
 Nov. 30 Jimmy Gavin, Winthrop
 Dec. 7 Keon Johnson, Winthrop
 Dec. 14 John Brown, High Point
 Dec. 23 Badou Diagne, Coastal Carolina
 Keon Johnson, Winthrop
 Jan. 4 DeSean Murray, Presbyterian
 Jan. 11 Tyrell Nelson, Gardner-Webb
 Jan. 18 Jimmy Gavin, Winthrop
 Jan. 25 Cameron Jones, Radford
 Feb. 1 Elijah Wilson, Coastal Carolina
 Feb. 8 Lotanna Nwogbo, Longwood
 Feb. 15 Shivaughn Wiggins, Coastal Carolina
 Keon Johnson, Winthrop
 Feb. 22 Xavier Cooks, Winthrop
 Feb. 28 Adam Weary, High Point
 Lotanna Nwogbo, Longwood

2016-17

Nov. 14 Xavier Cooks, Winthrop
 Nov. 21 Andre Fox, High Point
 Nov. 28 Keon Johnson, Winthrop
 Chris Clemons, Campbell
 Dec. 5 Chris Clemons, Campbell
 Dec. 12 Ahmad Thomas, UNC Asheville
 Dec. 19 Tyrell Nelson, Gardner-Webb
 Dec. 27 MaCio Teague, UNC Asheville
 Jan. 2 Caleb Tanner, Radford
 Khris Lane, Longwood
 Jan. 9 Keon Johnson, Winthrop
 Jan. 16 Keon Johnson, Winthrop
 Jan. 23 Miles Bowman Jr., High Point
 Jan. 30 Miles Bowman Jr., High Point
 Feb. 6 Keon Johnson, Winthrop
 Feb. 13 Ahmad Thomas, UNC Asheville
 Feb. 20 Xavier Cooks, Winthrop
 Feb. 26 Ahmad Thomas, UNC Asheville

2017-18

Nov. 13 Jahaad Proctor, High Point
 Nov. 20 D.J. Laster, Gardner-Webb
 Nov. 27 Marcus Burk, Campbell
 Dec. 4 Xavier Cooks, Winthrop
 Dec. 11 Xavier Cooks, Winthrop
 Dec. 18 Chris Clemons, Campbell
 Dec. 27 MaCio Teague, UNC Asheville
 Jan. 2 Liam O'Reilly, Gardner-Webb
 Jan. 8 Ed Polite Jr., Radford
 Jan. 15 Chris Clemons, Campbell
 Jan. 22 Xavier Cooks, Winthrop
 Jan. 29 Xavier Cooks, Winthrop
 Feb. 5 Scottie James, Liberty
 Feb. 12 Chris Clemons, Campbell
 MaCio Teague, UNC Asheville
 Feb. 19 Ahmad Thomas, UNC Asheville
 Feb. 25 David Efanayi, Gardner-Webb

2018-19

Nov. 12 Chris Clemons, Campbell
 Nov. 19 Chris Clemons, Campbell
 Nov. 26 Jahaad Proctor, High Point
 Chris Clemons, Campbell
 Dec. 3 Francois Lewis, Presbyterian
 Dec. 10 Malik Moore, USC Upstate
 Dec. 17 Jahaad Proctor, High Point
 Dec. 27 DJ Laster, Gardner-Webb
 Josh Ferguson, Winthrop
 Jan. 7 Carlík Jones, Radford
 Jan. 14 Jermaine Marrow, Hampton
 Jan. 21 Ed Polite Jr., Radford
 Jan. 28 Davon Bell, Presbyterian
 Feb. 4 Chris Clemons, Campbell
 Feb. 11 Carlík Jones, Radford
 Feb. 18 Chris Clemons, Campbell
 Feb. 25 Chris Clemons, Campbell
 March 3 Chris Clemons, Campbell
 DJ Laster, Gardner-Webb

2019-20

Nov. 11 LJ Thorpe, UNC Asheville
 Nov. 18 Ja'Cor Nelson, Campbell
 Nov. 25 Carlík Jones, Radford
 Dec. 2 Cedric Henderson Jr., Campbell
 Dec. 9 Ben Stanley, Hampton
 Carlík Jones, Radford
 Dec. 16 Shabooty Phillips, Longwood
 Dec. 23 Carlík Jones, Radford
 Jan. 6 Ben Stanley, Hampton
 Chandler Vaudrin, Winthrop
 Jan. 13 Carlík Jones, Radford
 Jan. 20 Phlandrous Fleming Jr., Charleston So.
 Jan. 27 Phlandrous Fleming Jr., Charleston So.
 Feb. 3 Carlík Jones, Radford
 Feb. 10 Phlandrous Fleming Jr., Charleston So.
 Feb. 17 Jaheam Cornwall, Gardner-Webb
 Feb. 24 Jermaine Marrow, Hampton
 March 1 Nate Johnson, Gardner-Webb

1990-91

Dec. 3	LaShawn Coulter, Winthrop
Dec. 10	Don Burgess, Radford
Dec. 17	Carlo Wilkins, Winthrop
Jan. 7	LaShawn Coulter, Winthrop
Jan. 14	Joe Spinks, Campbell
Jan. 21	Joe Spinks, Campbell
Jan. 28	Janko Narat, Davidson
Feb. 4	Jeff Lippard, UNC Asheville
Feb. 11	Joe Spinks, Campbell
Feb. 18	Joe Spinks, Campbell
Feb. 25	Joe Spinks, Campbell

1991-92

Dec. 2	Frank Harris, Davidson
Dec. 9	Frank Harris, Davidson
Dec. 16	George Spain, Davidson
Dec. 23	Jason Stowe, UNC Asheville
Jan. 6	Scott Neely, Campbell
Jan. 13	Scott Neely, Campbell
Jan. 20	Scott Neely, Campbell
Jan. 27	Jason Stowe, UNC Asheville
Feb. 3	Frank Harris, Davidson
Feb. 10	Frank Harris, Davidson
Feb. 17	Frank Harris, Davidson
Feb. 24	Scott Neely, Campbell
March 2	Frank Harris, Davidson

1992-93

Dec. 7	Josh Kohn, UNC Asheville
Dec. 14	T.L. Latson, Charleston Southern
Dec. 21	Scott Hartzell, UNC Greensboro
Jan. 4	Scott Hartzell, UNC Greensboro
Jan. 11	T.L. Latson, Charleston Southern
Jan. 18	Skeet Woolard, UNC Greensboro
Jan. 24	Stace Bell, UNC Greensboro
Feb. 1	Eric Bowens, Radford
Feb. 9	Scott Hartzell, UNC Greensboro
Feb. 15	Dan Pogue, Campbell
Feb. 23	David Jackson, UNC Greensboro
March 1	Ralph Blalock, Towson State

1993-94

Dec. 5	Brett Larrick, Charleston Southern
Dec. 12	Anthony Walker, Radford
Dec. 19	Jeff Daniels, Charleston Southern
Jan. 2	Steve Napper, Winthrop
Jan. 10	Anthony Walker, Radford
Jan. 16	Anthony Walker, Radford
Jan. 23	Jeff Daniels, Charleston Southern
Jan. 30	Steve Napper, Winthrop
Feb. 6	Peter Aluma, Liberty
Feb. 13	Anthony Walker, Radford
Feb. 20	Anthony Walker, Radford
Feb. 27	Brett Larrick, Charleston Southern

1994-95

Dec. 5	Derrick Nix, UNC Greensboro
Dec. 11	Matt Pugh, Coastal Carolina
Dec. 18	Larry Jackson, Liberty
Jan. 1	Corey Reed, Radford
Jan. 8	Greg Smith, Coastal Carolina
Jan. 15	Chibi Johnson, Radford
Jan. 22	Larry Jackson, Liberty
Jan. 29	Ralph Biggs, Towson State
Feb. 5	Kevin Robinson, Radford
Feb. 12	Derrick Nix, UNC Greensboro
Feb. 19	Kevin Robinson, Radford
Feb. 26	Derrick Nix, UNC Greensboro

1995-96

Dec. 3	Tyson Waterman, Winthrop
Dec. 10	Alhamisi Simms, UMBC
Dec. 17	Jay Boykin, Liberty
Jan. 1	Leslie Ballard, Radford
Jan. 14	Alhamisi Simms, UMBC
Jan. 21	Lee Grant, Coastal Carolina
Jan. 29	Tyson Waterman, Winthrop
Feb. 5	Andrew Hinton, Coastal Carolina
Feb. 12	Tyson Waterman, Winthrop
Feb. 19	Alhamisi Simms, UMBC
Feb. 24	Tyson Waterman, Winthrop

1996-97

Dec. 2	Isaac Green, UMBC
Dec. 9	Isaac Green, UMBC
Dec. 16	Jason Womble, UMBC
Jan. 6	Andres Amaya, Charleston Southern
Jan. 13	Gerald King, Coastal Carolina
Jan. 20	Isaac Green, UMBC
Jan. 27	Isaac Green, UMBC
Feb. 3	Jason Womble, UMBC
Feb. 9	Gerald King, Coastal Carolina
Feb. 17	Rian Everett, Radford

1997-98

Nov. 24	Rich Giddens, UMBC
Dec. 1	Kennedy Okafor, UMBC
Dec. 8	Kennedy Okafor, UMBC
Dec. 15	Marcus Stewart, Coastal Carolina
Dec. 22	Marcus Stewart, Coastal Carolina
Jan. 5	Terence Ward, UMBC
Jan. 12	Carl Moser, Coastal Carolina
Jan. 19	Rich Giddens, UMBC
Jan. 26	Kennedy Okafor, UMBC
Feb. 2	Rich Giddens, UMBC
Feb. 9	Robbie Waldrop, Winthrop
Feb. 16	Robbie Waldrop, Winthrop
Feb. 23	Terence Ward, UMBC

1998-99

Dec. 1	Pierre Wooten, Winthrop
Dec. 8	Andrey Savtchenko, Radford
Dec. 14	Andrey Savtchenko, Radford
Dec. 21	Jamaal Bennett, Liberty
Jan. 5	Andrey Savtchenko, Radford
Jan. 12	O.J. Linney, Charleston Southern
Jan. 19	Steve Miles, Coastal Carolina
Jan. 26	Jamaal Bennett, Liberty
Feb. 2	Chris Caldwell, Liberty
Feb. 9	Torrey Butler, Coastal Carolina
Feb. 16	Steve Miles, Coastal Carolina
Feb. 23	Namiah Williams, Charleston Southern

1999-00

Dec. 6	Brandon Cater, UNC Asheville
Dec. 13	Clint Reed, Coastal Carolina
Dec. 20	James Seegars, Charleston Southern
Jan. 3	Louvon Sneed, Liberty
Jan. 10	Colin Shaw, UNC Asheville
Jan. 17	Andre Smith, UNC Asheville
Jan. 24	Raymond Arrington, Radford
Jan. 31	Raymond Arrington, Radford
Feb. 7	Raymond Arrington, Radford
Feb. 14	Andre Smith, UNC Asheville
Feb. 21	Andre Smith, UNC Asheville
Feb. 28	Andre Smith, UNC Asheville

2000-01

Nov. 27	Allan Lovett, UNC Asheville
Dec. 4	Anthony Moore, Winthrop
Dec. 11	Anthony Moore, Winthrop
Dec. 18	Alvin Green, Coastal Carolina
Jan. 8	Anthony Moore, Winthrop
Jan. 15	Allan Lovett, UNC Asheville
Jan. 22	Tyrone Walker, Winthrop
Jan. 29	Tyrone Walker, Winthrop
Feb. 5	Tyrone Walker, Winthrop
Feb. 13	Tyrone Walker, Winthrop
Feb. 19	Tyrone Walker, Winthrop

2001-02

Nov. 26	Joe Knight, High Point
Dec. 4	Bryan McCullough, UNC Asheville
Dec. 10	Joe Knight, High Point
Dec. 17	Travis Eisentrout, Liberty
Jan. 8	Travis Eisentrout, Liberty
Jan. 14	Kevin Warzynski, Charleston Southern
Jan. 21	Joe Knight, High Point
Jan. 28	Joe Knight, High Point
Feb. 4	Jackson Atoyebi, Elon
Feb. 11	Jackson Atoyebi, Elon
Feb. 18	Joe Knight, High Point
Feb. 25	Steven Cornette, High Point

2002-03

Dec. 2	Whit Holcomb-Faye, Radford
Dec. 9	Scottie Rice, Elon
Dec. 16	Rasmi Gamble, Elon
Dec. 23	Jeremy Monceaux, Liberty
Jan. 6	Whit Holcomb-Faye, Radford
Jan. 13	Jeremy Monceaux, Liberty
Jan. 20	Rasmi Gamble, Elon
Jan. 27	Jeremy Monceaux, Liberty
Feb. 3	Billy Houston, Winthrop
Feb. 10	Chad Mohn, UNC Asheville
Feb. 17	Whit Holcomb-Faye, Radford
Feb. 24	Scottie Rice, Elon
March 3	Whit Holcomb-Faye, Radford

2003-04

Dec. 1	Chris Oliver, Radford
Dec. 8	Larry Blair, Liberty
Dec. 15	Larry Blair, Liberty
Dec. 22	K.J. Garland, UNC Asheville
Jan. 5	Torrell Martin, Winthrop
Jan. 12	David Dees, Liberty
Jan. 19	K.J. Garland, UNC Asheville
Jan. 26	David Dees, Liberty
Feb. 2	K.J. Garland, UNC Asheville
Feb. 9	Larry Blair, Liberty
Feb. 16	Torrell Martin, Winthrop
Feb. 23	David Dees, Liberty
March 1	Landon Quick, High Point

2004-05

Nov. 29	Reggie Williams, VMI
Dec. 6	Chris Gaynor, Winthrop
	Reggie Williams, VMI
Dec. 13	Reggie Williams, VMI
Dec. 20	Jack Leasure, Coastal Carolina
Jan. 3	Jack Leasure, Coastal Carolina
Jan. 10	Jack Leasure, Coastal Carolina
Jan. 17	Chris Gaynor, Winthrop
Jan. 24	Josh Fox, Radford
Jan. 31	Jack Leasure, Coastal Carolina
Feb. 7	Jack Leasure, Coastal Carolina
Feb. 14	Chris Gaynor, Winthrop
	Jack Leasure, Coastal Carolina
Feb. 21	Reggie Williams, VMI
Feb. 27	Reggie Williams, VMI

2005-06

Nov. 28	Justin Dunn, High Point
Dec. 5	Anthony Smith, Liberty
Dec. 12	Chavis Holmes, VMI
Dec. 19	Reid Augst, UNC Asheville
Jan. 2	Anthony Smith, Liberty
Jan. 9	Travis Holmes, VMI
Jan. 16	Melvin Crowder, High Point
Jan. 23	Michael Ellis, UNC Asheville
Jan. 30	Joseph Harris, Coastal Carolina
Feb. 6	Michael Ellis, UNC Asheville
Feb. 13	Joseph Harris, Coastal Carolina
Feb. 20	Justin Dunn, High Point
Feb. 26	Michael Ellis, UNC Asheville

2006-07

Nov. 14	Amir Johnson, Radford
Nov. 21	Amir Johnson, Radford
Nov. 27	Joshua Mack, Coastal Carolina
Dec. 4	B.J. Jenkins, Liberty
Dec. 11	Kyle Moore, Winthrop
Dec. 18	Joshua Mack, Coastal Carolina
Jan. 2	Joshua Mack, Coastal Carolina
Jan. 8	Eugene Harris, High Point
Jan. 15	Joshua Mack, Coastal Carolina
Jan. 22	Amir Johnson, Radford
Jan. 29	Donovan Jones, UNC Asheville
Feb. 5	Shelton Carter, Charleston Southern
Feb. 12	Eugene Harris, High Point
Feb. 19	Amir Johnson, Radford
Feb. 25	Eugene Harris, High Point

2007-08

Nov. 13	Jamarco Warren, Charleston Southern
Nov. 20	Anthony Breeze, Coastal Carolina
Nov. 26	Omar Carter, Charleston Southern
Dec. 3	Jamarco Warren, Charleston Southern
Dec. 10	Omar Carter, Charleston Southern
Dec. 17	Omar Carter, Charleston Southern
Jan. 2	Austin Kenon, VMI
Jan. 7	Austin Kenon, VMI
Jan. 14	Jamarco Warren, Charleston Southern
Jan. 21	Omar Carter, Charleston Southern
Jan. 28	Charles Corbin, Winthrop
Feb. 4	Jeremy Anderson, Liberty
Feb. 11	Anthony Breeze, Coastal Carolina
Feb. 18	Omar Carter, Charleston Southern
Feb. 25	Tovi Bailey, Charleston Southern
March 2	Omar Carter, Charleston Southern

2008-09

Nov. 17	Keith Gabriel, VMI
Nov. 24	Joshua Henley, Gardner-Webb
Dec. 1	Jesse Sanders, Liberty
Dec. 8	Seth Curry, Liberty
Dec. 15	Keith Gabriel, VMI
Dec. 22	Joshua Henley, Gardner-Webb
Jan. 5	Steadman Short, High Point
Jan. 12	Chris Stephenson, UNC Asheville
Jan. 19	Matt Dickey, UNC Asheville
Jan. 26	Andre Jones, Winthrop
Feb. 2	Andre Jones, Winthrop
Feb. 9	Nick Barbour, High Point
Feb. 16	Jesse Sanders, Liberty
Feb. 23	Chase Holmes, Presbyterian College
March 1	Joshua Henley, Gardner-Webb

2009-10

Nov. 16	Blake Smith, Radford
Nov. 23	Blake Smith, Radford
Nov. 30	Kierre Greenwood, Coastal Carolina
Dec. 7	Jeremy Sexton, Charleston Southern
Dec. 14	Antwan Burrus, Liberty
Dec. 23	Jeremy Sexton, Charleston Southern
Jan. 4	Evan Gordon, Liberty
Jan. 11	Jeremy Sexton, Charleston Southern
	Kierre Greenwood, Coastal Carolina
Jan. 18	Stan Okoye, VMI
Jan. 25	Stan Okoye, VMI
Feb. 1	Blake Smith, Radford
Feb. 8	Danny Nieman, Coastal Carolina
Feb. 15	Stan Okoye, VMI
Feb. 22	Kierre Greenwood, Coastal Carolina
Feb. 28	Kierre Greenwood, Coastal Carolina

2010-11

Nov. 15	Luke Davis, Gardner-Webb
Nov. 22	Sheldon Strickland, Charleston Southern
Nov. 29	Luke Davis, Gardner-Webb
Dec. 6	Rodney Glasgow, VMI
Dec. 13	D.J. Covington, VMI
Dec. 20	Sheldon Strickland, Charleston Southern
Jan. 3	Rodney Glasgow, VMI
Jan. 10	John Caleb Sanders, Liberty
Jan. 17	Mike Byron, Gardner-Webb
Jan. 24	Du'Vaughn Maxwell, High Point
Jan. 31	Toles Hartman, UNC Asheville
Feb. 7	Jareal Smith, Radford
Feb. 14	D.J. Covington, VMI
Feb. 21	D.J. Covington, VMI
Feb. 27	D.J. Covington, VMI

2011-12

Nov. 15	R.J. Price, Radford
Nov. 21	Trey Freeman, Campbell
Nov. 28	Max Landis, Gardner-Webb
Dec. 5	Saah Nimley, Charleston Southern
Dec. 12	Trey Freeman, Campbell
Dec. 19	Arlon Harper, Charleston Southern
Jan. 2	Saah Nimley, Charleston Southern
Jan. 9	R.J. Price, Radford
Jan. 16	Max Landis, Gardner-Webb
Jan. 23	Arlon Harper, Charleston Southern
Jan. 30	Javonte Green, Radford
Feb. 6	Trey Freeman, Campbell
Feb. 13	Devante Wallace, High Point
Feb. 20	Donta Harper, Gardner-Webb
Feb. 26	Arlon Harper, Charleston Southern

2012-13

Nov. 12	John Brown, High Point
Nov. 19	Michael Kessens, Longwood
Nov. 26	Adam Weary, High Point
Dec. 3	John Brown, High Point
Dec. 10	John Brown, High Point
Dec. 17	Michael Kessens, Longwood
Jan. 2	John Brown, High Point
Jan. 7	Nik Brown, Longwood
Jan. 14	Will Weeks, UNC Asheville
Jan. 21	Jerome Hill, Gardner-Webb
Jan. 28	Will Weeks, UNC Asheville
Feb. 4	Michael Kessens, Longwood
Feb. 11	Michel Enanga, Coastal Carolina
Feb. 18	Michael Kessens, Longwood
Feb. 25	John Brown, High Point
March 3	Rashun Davis, Radford

2013-14

Nov. 12	QJ Peterson, VMI
Nov. 18	Andrew Rowsey, UNC Asheville
Nov. 25	QJ Peterson, VMI
	Elijah Wilson, Coastal Carolina
Dec. 2	Tyrell Nelson, Gardner-Webb
Dec. 9	Reggie Dillard, Presbyterian College
Dec. 16	David Robertson, UNC Asheville
Dec. 23	Keon Johnson, Winthrop
Jan. 2	Reggie Dillard, Presbyterian
Jan. 6	Andrew Rowsey, UNC Asheville
Jan. 13	QJ Peterson, VMI
Jan. 20	Andrew Rowsey, UNC Asheville
Jan. 27	Elijah Wilson, Coastal Carolina
Feb. 3	Andrew Rowsey, Asheville
Feb. 10	Tyrell Nelson, Gardner-Webb
Feb. 17	Elijah Wilson, Coastal Carolina
	Andrew Rowsey, UNC Asheville
Feb. 24	Jorge Perez-Laham, High Point
March 2	Keon Johnson, Winthrop

2014-15

Nov. 17	Kem Ubaru, UNC Asheville
Nov. 25	Kem Ubaru, UNC Asheville
Dec. 1	Curtis Phillips, Campbell
Dec. 8	Alex Wnuk, UNC Asheville
Dec. 15	Peter Moller, Liberty
Dec. 22	Ryan Badowski, Longwood
Jan. 5	Xavier Cooks, Winthrop
Jan. 12	DeSean Murray, Presbyterian
Jan. 19	DeSean Murray, Presbyterian
Jan. 26	DeSean Murray, Presbyterian
Feb. 2	Kevin Vannatta, UNC Asheville
Feb. 9	DeSean Murray, Presbyterian
Feb. 16	DeSean Murray, Presbyterian
Feb. 23	Xavier Cooks, Winthrop
March 1	Curtis Phillips, Campbell

2015-16

Nov. 16	Chris Clemons, Campbell
Nov. 23	Dwayne Sutton, UNC Asheville
Nov. 30	Chris Clemons, Campbell
Dec. 7	Armel Potter, Charleston Southern
Dec. 14	Dwayne Sutton, UNC Asheville
Dec. 23	Chris Clemons, Campbell
Jan. 4	Dylan Smith, UNC Asheville
Jan. 11	Dwayne Sutton, UNC Asheville
Jan. 18	Ed Polite Jr., Radford
Jan. 25	Chris Clemons, Campbell
Feb. 1	Caleb Homesley, Liberty
Feb. 8	Lovell Cabbil, Liberty
Feb. 15	Chris Clemons, Campbell
Feb. 22	Dwayne Sutton, UNC Asheville
Feb. 28	Chris Clemons, Campbell

2016-17

Nov. 14	J.C. Younger, Presbyterian
Nov. 21	MaCio Teague, UNC Asheville
Nov. 28	Christian Keeling, Charleston Southern
Dec. 5	Jo'Vontae Millner, Presbyterian
Dec. 12	Georgie Pacheco-Ortiz, Liberty
Dec. 19	Christian Keeling, Charleston Southern
Dec. 27	Cory Gensler, Campbell
Jan. 2	MaCio Teague, UNC Asheville
Jan. 9	MaCio Teague, UNC Asheville
Jan. 16	Christian Keeling, Charleston Southern
Jan. 23	Christian Keeling, Charleston Southern
Jan. 30	Georgie Pacheco-Ortiz, Liberty
Feb. 6	Christian Keeling, Charleston Southern
Feb. 13	MaCio Teague, UNC Asheville
Feb. 20	Christian Keeling, Charleston Southern
Feb. 26	Christian Keeling, Charleston Southern



MEN'S BASKETBALL FRESHMEN OF THE WEEK

2017-18

Nov. 13 Carlík Jones, Radford
Nov. 20 Kyle Zunic, Winthrop
Nov. 27 Carlík Jones, Radford
Dec. 4 Justyn Mutts, High Point
Dec. 11 Isaiah Williams, Liberty
Dec. 18 Phlandrous Fleming Jr., Charleston So.
Dec. 27 Carlík Jones, Radford
Jan. 2 Carlík Jones, Radford
Jan. 8 Carlík Jones, Radford
Jan. 15 Phlandrous Fleming Jr., Charleston So.
Jan. 22 Carlík Jones, Radford
Jan. 29 Keegan McDowell, Liberty
Feb. 5 Jahearn Cornwall, Gardner-Webb
Feb. 12 Jordan Whitfield, Campbell
Feb. 19 Carlík Jones, Radford
Feb. 25 Phlandrous Fleming Jr., Charleston So.

2018-19

Nov. 12 Isaac Chatman, Campbell
Nov. 19 Jose Perez, Gardner-Webb
Nov. 26 Adam Flagler, Presbyterian
Dec. 3 Jose Perez, Gardner-Webb
Dec. 10 Coty Jude, UNC Asheville
Dec. 17 Jose Perez, Gardner-Webb
Dec. 27 DeVon Baker, UNC Asheville
Jan. 7 Cory Hightower, Presbyterian
Jan. 14 DeVon Baker, UNC Asheville
Jan. 21 Adam Flagler, Presbyterian
Jan. 28 Adam Flagler, Presbyterian
Feb. 4 Jose Perez, Gardner-Webb
Coty Jude, UNC Asheville
Feb. 11 Cory Hightower, Presbyterian
Feb. 18 Adam Flagler, Presbyterian
Feb. 25 Adam Flagler, Presbyterian
March 3 Jose Perez, Gardner-Webb

2019-20

Nov. 11 John-Michael Wright, High Point
Nov. 18 DJ Burns Jr., Winthrop
Nov. 25 John-Michael Wright, High Point
Dec. 2 Kareem Reid, Gardner-Webb
Dec. 9 Tommy Bruner, USC Upstate
Dec. 16 John-Michael Wright, High Point
Dec. 23 Russell Jones Jr., Winthrop
Jan. 6 DJ Burns Jr., Winthrop
Jan. 13 Zeb Graham, Presbyterian
Jan. 20 DJ Burns Jr., Winthrop
Jan. 27 John-Michael Wright, High Point
DJ Burns Jr., Winthrop
Feb. 3 Tommy Bruner, USC Upstate
Feb. 10 DJ Burns Jr., Winthrop
Feb. 17 Leslie Nkereuwem, Longwood
Feb. 24 Eric Coleman Jr., High Point
March 1 John-Michael Wright, High Point

Note: The Big South Rookie of the Week and Rookie of the Year awards were re-named Freshman of the Week and Freshman of the Year beginning in 2002-03.

MEN'S BASKETBALL PRESEASON POLL HISTORY



1985-86 Team (first-place votes)	Points
1. Radford (12)	123
2. Charleston Southern (4)	114
3. Campbell	80
T-4. UNC Asheville	58
T-4. Armstrong State	58
6. Augusta	55
7. Winthrop	51
8. Coastal Carolina	37
1986-87 Team (first-place votes)	Points
1. Augusta (9)	114
2. Charleston Southern (2)	92
3. Coastal Carolina (2)	85
4. Radford (3)	81
5. Campbell	69
6. UNC Asheville	63
7. Armstrong State	44
8. Winthrop	28
1987-88 Team (first-place votes)	Points
1. Radford (6)	83
2. Coastal Carolina (4)	79
3. Campbell (3)	78
4. UNC Asheville (1)	57
5. Charleston Southern	42
6. Winthrop	38
7. Augusta	15
1988-89 Team (first-place votes)	Points
1. Campbell (4)	82
2. Radford (5)	75
3. Winthrop (3)	73
4. Charleston Southern (2)	67
5. UNC Asheville	48
6. Coastal Carolina	28
7. Augusta	19
1989-90 Team (first-place votes)	Points
1. UNC Asheville (9)	90
2. Coastal Carolina (5)	84
3. Radford	77
4. Winthrop	45
5. Campbell	35
6. Charleston Southern	33
7. Augusta	28
1990-91 Team (first-place votes)	Points
1. Coastal Carolina (15)	127
2. Charleston Southern (1)	94
3. UNC Asheville	77
4. Radford	68
5. Davidson	64
6. Campbell	60
7. Winthrop	53
8. Augusta	33
1991-92 Team (first-place votes)	Points
1. Coastal Carolina (12)	123
2. Radford (3)	103
3. Davidson (1)	100
4. Campbell	73
5. UNC Asheville	56
6. Liberty	46
7. Winthrop	41
8. Charleston Southern	34
1992-93 Team (first-place votes)	Points
1. Liberty (9)	139
2. Towson State (6)	137
3. Radford (1)	125
4. Campbell (2)	124
5. Coastal Carolina	88
6. Charleston Southern	74
7. UMBC	63
8. Winthrop	34
9. UNC Asheville	26

1993-94 Team (first-place votes)	Points
1. Coastal Carolina (9)	152
2. Towson State (5)	136
3. UMBC (4)	125
4. Campbell	108
5. Radford	95
6. Liberty	74
7. Winthrop	51
T-8. UNC Asheville	36
T-8. Charleston Southern	36
1994-95 Team (first-place votes)	Points
1. UNC Greensboro (9)	148
2. Towson State (7)	142
3. Liberty (2)	120
4. Charleston Southern	103
5. Radford	99
6. UMBC	73
7. UNC Asheville	55
8. Coastal Carolina	43
9. Winthrop	31
1995-96 Team (first-place votes)	Points
1. UNC Greensboro (16)	128
2. Radford	92
3. Charleston Southern	91
4. Liberty	90
5. UNC Asheville	68
6. UMBC	46
7. Coastal Carolina	37
8. Winthrop	24
1996-97 Team (first-place votes)	Points
1. Liberty (13)	124
2. Radford (2)	108
3. UNC Greensboro (1)	84
4. Charleston Southern	77
5. Winthrop	57
6. UNC Asheville	56
7. Coastal Carolina	42
8. UMBC	28
1997-98 Team (first-place votes)	Points
1. UNC Asheville (13)	95
2. Radford (1)	78
3. Liberty	69
4. UMBC	52
5. Charleston Southern	39
6. Coastal Carolina	35
7. Winthrop	24
1998-99 Team (first-place votes)	Points
1. Radford (9)	68
2. UNC Asheville (2)	59
3. Charleston Southern	48
4. Coastal Carolina (1)	32
5. Liberty	28
6. Winthrop	17
1999-00 Team (first-place votes)	Points
1. Radford (6)	61
2. Winthrop (2)	55
3. UNC Asheville	47
4. Liberty	32
5. Charleston Southern	27
6. High Point	24
7. Elon	22
8. Coastal Carolina	20
2000-01 Team (first-place votes)	Points
1. Winthrop (10)	120
2. Radford (5)	107
3. UNC Asheville	93
4. Liberty	83
5. Coastal Carolina (1)	59
6. Elon	52
7. Charleston Southern	33
8. High Point	29

2001-02 Team (first-place votes)	Points
1. Winthrop (11)	116
2. Radford (3)	107
3. UNC Asheville	83
4. Coastal Carolina (1)	69
5. Liberty	58
6. Charleston Southern	45
7. Elon	40
8. High Point	22
2002-03 Team (first-place votes)	Points
1. UNC Asheville (8)	118
2. Winthrop (6)	113
3. Charleston Southern	73
4. High Point (1)	72
5. Elon	69
6. Coastal Carolina (1)	66
7. Radford	43
8. Liberty	22
2003-04 Team (first-place votes)	Points
1. Winthrop (14)	157
2. Liberty (3)	133
3. Birmingham-Southern	111
4. Radford	101
5. VMI (1)	70
6. UNC Asheville	69
7. High Point	63
8. Coastal Carolina	55
9. Charleston Southern	49
2004-05 Team (first-place votes)	Points
1. Birmingham-Southern (8)	150
2. High Point (7)	142
3. Liberty (2)	127
4. Winthrop	99
5. UNC Asheville	88
6. Radford (1)	81
7. VMI	47
8. Coastal Carolina	42
9. Charleston Southern	34
2005-06 Team (first-place votes)	Points
1. Winthrop (32)	288
2. Coastal Carolina	201
3. UNC Asheville	200
4. Liberty	173
5. High Point	159
6. Birmingham-Southern	154
7. Radford	115
8. Charleston Southern	88
9. VMI	62
2006-07 Team (first-place votes)	Points
1. Winthrop (30)	240
2. Coastal Carolina	187
3. High Point	182
4. Charleston Southern	121
5. Liberty	117
6. UNC Asheville	100
7. Radford	87
8. VMI	46
2007-08 Team (first-place votes)	Points
1. High Point (15)	216
2. Winthrop (14)	214
3. VMI	147
4. Coastal Carolina	134
5. UNC Asheville	119
6. Liberty	108
7. Charleston Southern	63
8. Radford	43

2008-09 Team (first-place votes)	Points
1. Winthrop (9)	202
2. Radford (7)	189
3. Gardner-Webb (3)	188
4. Liberty (2)	148
5. High Point (1)	132
6. Charleston Southern (1)	128
7. VMI (1)	110
8. Coastal Carolina	107
9. UNC Asheville	83
10. Presbyterian College	33

2009-10 Team (first-place votes)	Points
1. Radford (23)	239
2. UNC Asheville	191
3. Winthrop (1)	179
4. Gardner-Webb	130
5. VMI	125
6. High Point	124
7. Liberty	119
8. Coastal Carolina	118
9. Charleston Southern	53
10. Presbyterian College	42

2010-11 Team (first-place votes)	Points
1. Coastal Carolina (10)	206
2. Winthrop (5)	191
3. UNC Asheville (4)	181
4. Presbyterian College (4)	159
5. High Point	139
6. Liberty (1)	124
7. Charleston Southern	115
8. VMI	85
9. Radford	83
10. Gardner-Webb	32

2011-12 Team (first-place votes)	Points
1. UNC Asheville (18)	257
2. Coastal Carolina (5)	230
3. VMI (1)	193
4. Liberty	190
5. Winthrop	160
6. High Point (1)	135
7. Presbyterian College	134
8. Charleston Southern	117
9. Campbell	116
10. Gardner-Webb	78
11. Radford	40

2012-13 Team (first-place votes)	Points
North Division	
1. Campbell (21)	166
2. VMI (5)	136
3. High Point (3)	103
4. Liberty	98
5. Radford	57
6. Longwood	49
South Division	
1. Charleston Southern (16)	157
2. Coastal Carolina (8)	147
3. UNC Asheville (5)	130
4. Winthrop	67
5. Gardner-Webb	58
6. Presbyterian College	50

2013-14 Team (first-place votes)	Points
North Division	
1. High Point (25)	175
2. Liberty (3)	137
3. Radford	104
4. VMI (2)	93
5. Campbell	78
6. Longwood	43
South Division	
1. Charleston Southern (28)	177
2. Gardner-Webb	117
3. Coastal Carolina (2)	115
4. UNC Asheville	99
5. Winthrop	90
6. Presbyterian College	32

2014-15 Team (first-place votes)	Points
1. Coastal Carolina (14)	297
2. High Point (12)	293
3. Radford (1)	233
4. Winthrop	221
5. Charleston Southern (1)	199
6. UNC Asheville (1)	191
7. Gardner-Webb	168
8. Campbell	113
9. Liberty	85
10. Presbyterian College	67
11. Longwood	47

2015-16 Team (first-place votes)	Points
1. High Point (17)	320
2. Coastal Carolina (10)	301
3. Winthrop (3)	281
4. Radford	188
5. Gardner-Webb	187
6. Longwood	172
7. UNC Asheville	164
8. Charleston Southern (1)	140
9. Presbyterian College	132
10. Campbell	119
11. Liberty	42

2016-17 Team (first-place votes)	Points
1. Winthrop (30)	300
2. Liberty	236
3. UNC Asheville	227
4. Gardner-Webb	218
5. High Point	182
6. Radford	128
7. Charleston Southern	121
8. Campbell	101
9. Longwood	82
10. Presbyterian College	55

2017-18 Team (first-place votes)	Points
1. UNC Asheville (23)	278
2. Winthrop (3)	244
3. Liberty (1)	241
4. Campbell (2)	187
5. Gardner-Webb	167
6. High Point	146
7. Radford	141
8. Charleston Southern	98
9. Longwood	57
10. Presbyterian College	36

2018-19 Team (first-place votes)	Points
1. Radford (28)	357
2. Winthrop (2)	280
3. Hampton (2)	253
4. Campbell	239
5. Charleston Southern	231
6. Gardner-Webb (1)	230
7. High Point	192
8. UNC Asheville	151
9. Presbyterian College	104
10. Longwood	77
11. USC Upstate	64

2019-20 Team (first-place votes)	Points
1. Radford (13)	299
2. Gardner-Webb (14)	295
3. Winthrop (2)	253
4. Hampton	198
5. Charleston Southern	190
6. Longwood	164
7. Campbell	141
8. High Point	132
9. UNC Asheville	105
10. Presbyterian College	87
11. USC Upstate	50

2020-21 Team (first-place votes)	Points
1. Winthrop (21)	261
2. UNC Asheville (2)	214
3. Charleston Southern	192
4. Gardner-Webb (1)	188
5. USC Upstate	149
6. Radford	127
7. High Point	117
8. Longwood	111
9. Hampton	92
10. Campbell	78
11. Presbyterian College	55

From 1985-04, head coaches and SIDs voted on the pre-season poll. Beginning in 2005, a media panel joined the preseason voting. In 2008, the SIDs no longer voted on preseason or postseason honors.

1993-94

Scooter Alexander, G, Jr, Towson State
Mohammed Acha, F, Sr, Coastal Carolina
KeKe Hicks, G, Jr, Coastal Carolina
Skip Saunders, G, Sr, UMBC
Joe Spinks, F, Sr, Campbell

1994-95

Scooter Alexander, G, Sr, Towson State
Peter Aluma, C, Soph, Liberty
Ralph Blalock, G, Jr, Towson State
Eric Burks, G, Sr, Charleston Southern
KeKe Hicks, G, Sr, Coastal Carolina

1995-96

Peter Aluma, C, Jr, Liberty
Eric Cuthrell, C, Sr, UNC Greensboro
Scott Hartzell, G, Sr, UNC Greensboro
Brett Larrick, G, Jr, Charleston Southern
Anthony Walker, G, Jr, Radford

1996-97

Peter Aluma, C, Sr, Liberty
Josh Pittman, G/F, Jr, UNC Asheville
Brett Larrick, G, Sr, Charleston Southern
Tyson Waterman, G, Soph, Winthrop
Anthony Walker, G, Sr, Radford

1997-98

Josh Pittman, G/F, Sr, UNC Asheville
Larry Jackson, G, Sr, Liberty
Kevin Martin, F, Jr, UNC Asheville
Kevin Robinson, C/F, Sr, Radford
Robert Stevenson, C/F, Sr, UNC Asheville

1998-99

Kevin Martin, F, Sr, UNC Asheville
Adam Larrick, G, Sr, Charleston Southern
Marcus Stewart, C, Soph, Coastal Carolina
Leslie Ballard, G, Sr, Radford
Ryan Charles, C, Jr, Radford

1999-00

Tyson Waterman, G, R-Sr, Winthrop
Geordie Cullen, F, Soph, High Point
DeLawn Grandison, G, Sr, Liberty
Ryan Charles, C, Sr, Radford
Roger Toxey, G, Jr, Winthrop

2000-01

Jason Williams, F, Sr, Radford
Greg Lewis, F, Sr, Winthrop
Nick Mitchell, F, Sr, Charleston Southern
Brendon Rowell, G, Jr, Elon
Andre Smith, G, Soph, UNC Asheville

2001-02

Andrey Savtchenko, C, Sr, Radford
Torrey Butler, G, Sr, Coastal Carolina
Brendon Rowell, G, Sr, Elon
Greg Lewis, F, R-Sr, Winthrop
Marcus Stewart, F, Sr, Winthrop

2002-03

Andre Smith, G, Sr, UNC Asheville
Torrey Butler, F, R-Sr, Coastal Carolina
Joe Knight, G, Soph, High Point
Dustin Van Weerdhuizen, G, Sr, High Point
Raymond Arrington, G, Sr, Radford

2003-04

Tyrone Walker, F, Sr, Winthrop
Ed O'Neil, G, Sr, Charleston Southern
Danny Gathings, F, Jr, High Point
Gabe Martin, G, Sr, Liberty
Whit Holcomb-Faye, G, Soph, Radford

2004-05

Danny Gathings, F, Sr, High Point
Larry Blair, G, Soph, Liberty
Jakob Sigurdarson, G, Sr, Birmingham-Southern
Whit Holcomb-Faye, G, Jr, Radford
K.J. Garland, G, Soph, UNC Asheville

2005-06

Torrell Martin, G, Jr, Winthrop
Pele Pelay, G, Sr, Coastal Carolina
Larry Blair, G, Jr, Liberty
James Shuler, F, Sr, Winthrop
Jack Leasure, G, Soph, Coastal Carolina

2006-07

Torrell Martin, G, Sr, Winthrop
Larry Blair, G, Sr, Liberty
Arizona Reid, F, Jr, High Point
Jack Leasure, G, Jr, Coastal Carolina
Craig Bradshaw, C/F, Sr, Winthrop

2007-08

Arizona Reid, F, Sr, High Point
Reggie Williams, F, Sr, VMI
Michael Jenkins, G, Sr, Winthrop
Jack Leasure, G, Sr, Coastal Carolina
Chris Gaynor, G, Sr, Winthrop

2008-09

Anthony Smith, G, Sr, Liberty
Chavis Holmes, G, Sr, VMI
Omar Carter, F, Soph, Charleston Southern
Grayson Flittner, G, Jr, Gardner-Webb
Joey Lynch-Flohr, F, Jr, Radford

2009-10

Art Parakhouski, C, Sr, Radford
Joseph Harris, F, R-Sr, Coastal Carolina
Joey Lynch-Flohr, F, Sr, Radford
Grayson Flittner, G, Sr, Gardner-Webb
Jamarco Warren, G, Jr, Charleston Southern
Nick Barbour, G, Soph, High Point

2010-11

Nick Barbour, G, Jr, High Point
Chad Gray, F, R-Sr, Coastal Carolina
Al'Lonzo Coleman, F, R-Jr, Presbyterian College
Jamarco Warren, G, Sr, Charleston Southern
Austin Kenon, G, Sr, VMI

2011-12

Matt Dickey, G, Sr, UNC Asheville
Jesse Sanders, G, Sr, Liberty
Al'Lonzo Coleman, F, R-Sr, Presbyterian College
Nick Barbour, G, Sr, High Point
J.P. Primm, G, Sr, UNC Asheville

2012-13

First-Team

Stan Okoye, F, Sr, VMI
Darren White, G, Sr, Campbell
Anthony Raffa, G, R-Sr, Coastal Carolina
Trey Freeman, G, Soph, Campbell
Saah Nimley, G, Soph, Charleston Southern

Second-Team

Khalid Mutakabbir, G, Sr, Gardner-Webb
Jeremy Atkinson, F, Sr, UNC Asheville
Arlon Harper, G, Soph, Charleston Southern
Kierre Greenwood, G, Sr, Coastal Carolina
Tashan Newsome, G, R-Sr, Gardner-Webb

2013-14

First-Team

John Brown, F, R-Soph, High Point
Saah Nimley, G, Jr, Charleston Southern
Arlon Harper, G, Jr, Charleston Southern
Allan Chaney, F, Gr, High Point
D.J. Covington, F/C, Sr, VMI

Second-Team

Javonte Green, F, Jr, Radford
John Caleb Sanders, G, Sr, Liberty
Davon Marshall, G, Sr, Liberty
Donta Harper, G/F, Jr, Gardner-Webb
Tristan Carey, G, Sr, Longwood

2014-15

First-Team

John Brown, F, R-Jr, High Point
Javonte Green, F, Sr, Radford
Andrew Rowsey, G, Soph, UNC Asheville
Warren Gillis, G, Sr, Coastal Carolina
Saah Nimley, G, Sr, Charleston Southern

Second-Team

Jordan Downing, G/F, R-Sr, Presbyterian College
Jerome Hill, F, Jr, Gardner-Webb
Keon Moore, G, R-Sr, Winthrop
Elijah Wilson, G, Soph, Coastal Carolina
Arlon Harper, G, Sr, Charleston Southern

2015-16

First-Team

John Brown, F, R-Sr, High Point
Elijah Wilson, G, Jr, Coastal Carolina
DeSean Murray, F, Soph, Presbyterian College
Tyrell Nelson, F, Jr, Gardner-Webb
Keon Johnson, G, Jr, Winthrop

Second-Team

Lotanna Nwogbo, F/C, R-Sr, Longwood
Badou Diagne, F, Sr, Coastal Carolina
Adam Weary, G, Sr, High Point
Xavier Cooks, G/F, Soph, Winthrop
D.J. Mason, F, Sr, Campbell

2016-17

First-Team

Keon Johnson, G, Sr, Winthrop
Tyrell Nelson, F, Sr, Gardner-Webb
Xavier Cooks, G/F, Jr, Winthrop
Chris Clemons, G, Soph, Campbell
John Dawson, G, R-Sr, Liberty

Second-Team

Ahmad Thomas, F, Jr, UNC Asheville
Armel Potter, G, Soph, Charleston Southern
Kevin Vannatta, G, Jr, UNC Asheville
Miles Bowman Jr, F, R-Sr, High Point
Ed Polite Jr, F, Soph, Radford



MEN'S BASKETBALL PRESEASON ALL-CONFERENCE

2017-18

First-Team

Chris Clemons, G, Jr., Campbell
Xavier Cooks, G/F, Sr., Winthrop
Ahmad Thomas, G, Sr., UNC Asheville
MaCio Teague, G, Soph., UNC Asheville
Christian Keeling, G, Soph., Charleston Southern

Second-Team

Ed Polite Jr., F, Jr., Radford
Ryan Kemrite, G/F, R-Sr., Liberty
David Efanayi, G, R-Jr., Gardner-Webb
Kevin Vannatta, G, Sr., UNC Asheville
Georgie Pacheco-Ortiz, G, Soph., Liberty

2018-19

First-Team

Chris Clemons, G, Sr., Campbell
Ed Polite Jr., F, Sr., Radford
Christian Keeling, G, Jr., Charleston Southern
David Efanayi, G, R-Sr., Gardner-Webb
Jermaine Marrow, G, Jr., Hampton

Second-Team

Carlík Jones, G, R-Soph., Radford
Jahaad Proctor, G, R-Jr., High Point
Josh Ferguson, F, Jr., Winthrop
Isaiah Walton, G, R-Sr., Longwood
Deion Holmes, G, Sr., USC Upstate

2019-20

First-Team

Carlík Jones, G, R-Jr., Radford
Jermaine Marrow, G, Sr., Hampton
Jose Perez, G/F, Soph., Gardner-Webb
Phlandrous Fleming Jr., G, Jr., Charleston So.
DeVon Baker, G, Soph., UNC Asheville

Second-Team

Josh Ferguson, F, Sr., Winthrop
Shaboody Phillips, G, Sr., Longwood
Travis Fields Jr., G, Sr., Radford
Nate Johnson, G, R-Jr., Gardner-Webb
Cory Hightower, F, Soph., Presbyterian College

2020-21

First-Team

Phlandrous Fleming Jr., G/F, Sr., Charleston So.
DJ Burns Jr., C, R-Soph., Winthrop
DeVon Baker, G, Jr., UNC Asheville
Chandler Vaudrin, G, Sr., Winthrop
Jaheam Cornwall, G, Sr., Gardner-Webb

Second-Team

Tommy Bruner, G, Soph., USC Upstate
LJ Thorpe, F, R-Jr., UNC Asheville
John-Michael Wright, G, Soph., High Point
Everette Hammond, G, Jr., USC Upstate
Kareem Reid, F, Soph., Gardner-Webb

PRESEASON PLAYERS OF THE YEAR

1996-97	Peter Aluma, C, Sr., Liberty
1997-98	Josh Pittman, G/F, Sr., UNC Asheville
1998-99	Kevin Martin, F, Sr., UNC Asheville
1999-00	Tyson Waterman, G, R-Sr., Winthrop
2000-01	Greg Lewis, F, Sr., Winthrop
	Jason Williams, F, Sr., Radford
2001-02	Andrey Savtchenko, C, Sr., Radford
2002-03	Andre Smith, G, Sr., UNC Asheville
2003-04	Tyrone Walker, F, Sr., Winthrop
2004-05	Danny Gathings, F, Sr., High Point
2005-06	Torrell Martin, G, Jr., Winthrop
2006-07	Torrell Martin, G, Sr., Winthrop
2007-08	Arizona Reid, F, Sr., High Point
2008-09	Anthony Smith, G, Sr., Liberty
2009-10	Art Parakhouski, C, Sr., Radford
2010-11	Nick Barbour, G, Jr., High Point
2011-12	Matt Dickey, G, Sr., UNC Asheville
2012-13	Stan Okoye, F, Sr., VMI
2013-14	John Brown, F, R-Soph., High Point
2014-15	John Brown, F, R-Jr., High Point
2015-16	John Brown, F, R-Sr., High Point
2016-17	Keon Johnson, G, Sr., Winthrop
2017-18	Chris Clemons, G, Jr., Campbell
2018-19	Chris Clemons, G, Sr., Campbell
2019-20	Carlík Jones, G, R-Jr., Radford
2020-21	Phlandrous Fleming Jr., G/F, Sr., CSU

ANNUAL WOMEN'S BASKETBALL CHAMPIONS



SEASON	REGULAR-SEASON CHAMPION(S)	TOURNAMENT CHAMPION	TOURNAMENT RUNNER-UP
1986-87	Radford	Radford	Campbell
1987-88	Radford, Campbell	Radford	Campbell
1988-89	Radford	Campbell	Radford
1989-90	Radford	Campbell	Campbell
1990-91	Campbell	Radford	Campbell
1991-92	Radford	Radford	Campbell
1992-93	UNC Greensboro	Radford	UNC Greensboro
1993-94	UNC Greensboro	Radford	UNC Greensboro
1994-95	UNC Greensboro	Radford	UNC Greensboro
1995-96	UNC Greensboro	Radford	Winthrop
1996-97	UNC Greensboro	Liberty	UNC Greensboro
1997-98	Liberty	Liberty	UNC Asheville
1998-99	Liberty	Liberty	Coastal Carolina
1999-00	Liberty	Liberty	Coastal Carolina
2000-01	Liberty	Liberty	Elon
2001-02	Liberty	Liberty	Coastal Carolina
2002-03	Liberty	Liberty	High Point
2003-04	Liberty	Liberty	Birmingham-Southern
2004-05	Liberty	Liberty	UNC Asheville
2005-06	Liberty	Liberty	High Point
2006-07	High Point	UNC Asheville	Radford
2007-08	Liberty	Liberty	Radford
2008-09	Liberty	Liberty	Gardner-Webb
2009-10	Gardner-Webb	Liberty	Gardner-Webb
2010-11	Liberty	Gardner-Webb	Liberty
2011-12	Liberty	Liberty	High Point
2012-13	Liberty	Liberty	Longwood
2013-14	High Point	Winthrop	High Point
2014-15	Liberty	Liberty	High Point
2015-16	UNC Asheville	UNC Asheville	Liberty
2016-17	Radford	UNC Asheville	Radford
2017-18	Liberty	Liberty	UNC Asheville
2018-19	Radford	Radford	Campbell
2019-20 ^	Campbell	--	--

^ - 2020 Big South Championship Tournament was canceled due to COVID-19 pandemic



CAMPBELL - 2019-20 Regular-Season Champions

1986-87

School	Big South			Overall		
	W	L	PCT	W	L	PCT
Radford	11	1	.917	18	12	.600
Campbell	10	2	.833	20	7	.741
Augusta	8	4	.667	15	11	.577
Winthrop	5	7	.417	7	18	.280
UNC Asheville	4	8	.333	6	20	.231
Charleston Southern	4	8	.333	6	20	.231
Coastal Carolina	0	12	.000	0	24	.000

1987-88

School	Big South			Overall		
	W	L	PCT	W	L	PCT
Radford	11	1	.917	21	8	.724
Campbell	11	1	.917	23	5	.821
Augusta	5	7	.417	11	14	.440
Winthrop	5	7	.417	13	16	.448
UNC Asheville	4	8	.333	11	14	.440
Charleston Southern	3	9	.250	8	19	.296
Coastal Carolina	3	9	.250	7	19	.269

1988-89

School	Big South			Overall		
	W	L	PCT	W	L	PCT
Radford	12	0	1.000	25	7	.781
Augusta	7	5	.583	11	14	.440
Campbell	7	5	.583	17	11	.607
Coastal Carolina	6	6	.500	14	14	.500
Winthrop	6	6	.500	11	17	.393
UNC Asheville	3	9	.250	7	19	.269
Charleston Southern	1	11	.083	2	27	.069

WNIT: Radford (3rd)

1989-90

School	Big South			Overall		
	W	L	PCT	W	L	PCT
Radford	12	0	1.000	20	9	.690
Campbell	8	4	.667	14	14	.500
Augusta	8	4	.667	13	16	.448
UNC Asheville	6	6	.500	10	17	.370
Winthrop	4	8	.333	6	23	.207
Coastal Carolina	3	9	.250	4	24	.143
Charleston Southern	1	11	.083	1	26	.037

1990-91

School	Big South			Overall		
	W	L	PCT	W	L	PCT
Campbell	12	0	1.000	22	7	.759
Radford	8	4	.667	13	17	.433
Augusta	8	4	.667	11	18	.379
UNC Asheville	6	6	.500	8	19	.296
Coastal Carolina	6	6	.500	9	19	.321
Winthrop	2	10	.167	3	24	.111
Charleston Southern	0	12	.000	0	28	.000

1991-92

School	Big South			Overall		
	W	L	PCT	W	L	PCT
Radford	11	1	.917	20	9	.690
Campbell	10	2	.833	18	10	.643
Liberty	7	5	.583	12	17	.414
UNC Asheville	5	7	.417	7	20	.259
Winthrop	3	9	.250	6	23	.207
Coastal Carolina	3	9	.250	7	20	.259
Charleston Southern	2	10	.167	2	26	.071

1992-93

School	Big South			Overall		
	W	L	PCT	W	L	PCT
UNC Greensboro	14	2	.875	19	10	.655
Radford	12	4	.750	17	11	.607
Campbell	11	5	.687	16	10	.615
Towson State	10	6	.625	12	16	.429
UMBC	10	6	.625	11	16	.407
Liberty	10	6	.625	16	12	.571
Coastal Carolina	8	8	.500	11	17	.393
Charleston Southern	6	10	.375	10	18	.357
Winthrop	5	11	.313	6	21	.222
UNC Asheville	0	16	.000	0	27	.000

1993-94

School	Big South			Overall		
	W	L	PCT	W	L	PCT
UNC Greensboro	13	5	.722	17	12	.586
UMBC	12	6	.667	15	13	.536
Radford	12	6	.667	18	12	.600
Campbell	11	7	.611	16	11	.593
Towson State	11	7	.611	17	11	.607
Liberty	10	8	.556	13	14	.481
Coastal Carolina	10	8	.556	14	14	.500
UNC Asheville	5	13	.278	8	20	.286
Charleston Southern	4	14	.222	5	22	.185
Winthrop	2	16	.111	3	24	.111

NCAA: Radford

1994-95

School	Big South			Overall		
	W	L	PCT	W	L	PCT
UNC Greensboro	14	2	.875	21	10	.677
Towson State	13	3	.813	15	13	.536
Radford	10	6	.625	15	15	.500
UMBC	8	8	.500	12	15	.444
Coastal Carolina	7	9	.438	12	16	.429
UNC Asheville	7	9	.438	10	17	.370
Liberty	5	11	.313	7	20	.259
Charleston Southern	5	11	.313	8	20	.286
Winthrop	3	13	.188	4	23	.148

NCAA: Radford

1995-96

School	Big South			Overall		
	W	L	PCT	W	L	PCT
UNC Greensboro	12	2	.857	17	10	.630
Radford	10	4	.719	17	12	.586
UMBC	9	5	.643	12	15	.444
Coastal Carolina	7	7	.500	10	17	.370
Winthrop	7	7	.500	13	15	.464
Charleston Southern	5	9	.357	11	17	.393
UNC Asheville	4	10	.286	6	21	.222
Liberty	2	12	.143	5	22	.185

NCAA: Radford

1996-97

School	Big South			Overall		
	W	L	PCT	W	L	PCT
UNC Greensboro	13	1	.929	20	9	.690
Liberty	9	5	.643	22	8	.733
UNC Asheville	8	6	.571	14	13	.519
Charleston Southern	8	6	.571	12	14	.462
Radford	7	7	.500	12	16	.429
Winthrop	7	7	.500	11	17	.393
Coastal Carolina	3	11	.214	7	20	.259
UMBC	1	13	.071	4	23	.148

NCAA: Liberty

1997-98

School	Big South			Overall		
	W	L	PCT	W	L	PCT
Liberty	12	0	1.000	28	1	.966
Radford	10	2	.833	14	14	.500
Coastal Carolina	5	7	.417	9	18	.333
Charleston Southern	5	7	.417	12	16	.429
UMBC	4	8	.333	7	20	.259
UNC Asheville	4	8	.333	7	22	.241
Winthrop	2	10	.167	5	22	.185

NCAA: Liberty

1998-99

School	Big South			Overall		
	W	L	PCT	W	L	PCT
Liberty	9	1	.900	21	8	.724
Coastal Carolina	6	4	.600	18	10	.643
Radford	5	5	.500	11	17	.393
Charleston Southern	4	6	.400	18	10	.643
Winthrop	4	6	.400	11	16	.407
UNC Asheville	2	8	.200	5	23	.179
High Point	--	--	---	10	17	.370
Elon	--	--	---	4	23	.148

NCAA: Liberty

1999-00

School	Big South			Overall		
	W	L	PCT	W	L	PCT
Liberty	12	2	.857	23	8	.742
Radford	9	5	.643	11	17	.393
Coastal Carolina	9	5	.643	20	10	.667
UNC Asheville	8	6	.571	9	17	.346
Elon	6	8	.429	14	15	.483
Winthrop	5	9	.357	9	19	.321
Charleston Southern	4	10	.286	9	19	.321
High Point	3	11	.214	6	22	.214

NCAA: Liberty

2000-01

School	Big South			Overall		
	W	L	PCT	W	L	PCT
Liberty	12	2	.857	18	12	.600
Elon	8	6	.571	16	14	.533
Charleston Southern	8	6	.571	15	14	.517
High Point	8	6	.571	14	15	.483
Coastal Carolina	8	6	.571	14	13	.519
Radford	5	9	.357	10	18	.357
Winthrop	4	10	.286	8	20	.286
UNC Asheville	3	11	.214	6	21	.222

NCAA: Liberty

2001-02

School	Big South			Overall		
	W	L	PCT	W	L	PCT
Liberty	13	1	.929	23	8	.742
Elon	10	4	.714	15	13	.536
Radford	8	6	.571	11	16	.407
High Point	7	7	.500	13	15	.464
Charleston Southern	6	8	.429	12	16	.429
Winthrop	6	8	.429	11	18	.379
Coastal Carolina	5	9	.357	11	18	.379
UNC Asheville	1	13	.071	1	27	.036

NCAA: Liberty

WOMEN'S BASKETBALL YEAR-BY-YEAR STANDINGS



2002-03

School	Big South			Overall		
	W	L	PCT	W	L	PCT
Liberty	14	0	1.000	26	4	.867
Elon	11	3	.786	19	10	.655
High Point	8	6	.571	18	12	.600
Charleston Southern	7	7	.500	13	15	.464
Coastal Carolina	6	8	.429	13	15	.464
Radford	5	9	.357	9	18	.333
Winthrop	5	9	.357	10	18	.357
UNC Asheville	0	14	.000	3	25	.107

NCAA: Liberty

2003-04

School	Big South			Overall		
	W	L	PCT	W	L	PCT
Liberty	14	0	1.000	25	7	.781
UNC Asheville	9	5	.643	19	9	.679
High Point	8	6	.571	14	14	.500
Radford	7	7	.500	15	14	.517
Charleston Southern	7	7	.500	11	17	.393
Coastal Carolina	6	8	.429	13	15	.464
Birmingham-Southern	3	11	.214	13	17	.433
Winthrop	2	12	.143	5	22	.185

NCAA: Liberty

2004-05

School	Big South			Overall		
	W	L	PCT	W	L	PCT
Liberty	13	1	.929	26	7	.788
High Point	11	3	.786	17	12	.586
UNC Asheville	8	6	.571	18	12	.600
Birmingham-Southern	7	7	.500	13	15	.464
Charleston Southern	7	7	.500	13	15	.464
Radford	6	8	.429	12	16	.429
Coastal Carolina	4	10	.286	9	18	.333
Winthrop	0	14	.000	2	26	.071

NCAA: Liberty (Sweet 16)

2005-06

School	Big South			Overall		
	W	L	PCT	W	L	PCT
Liberty	13	1	.928	25	6	.806
High Point	9	5	.642	20	10	.667
Coastal Carolina	7	7	.500	18	10	.643
Winthrop	7	7	.500	14	15	.483
Radford	7	7	.500	14	14	.500
Birmingham-Southern	6	8	.429	12	16	.429
UNC Asheville	6	8	.429	15	13	.536
Charleston Southern	1	13	.071	7	21	.250

NCAA: Liberty

2006-07

School	Big South			Overall		
	W	L	PCT	W	L	PCT
High Point	11	3	.786	18	12	.600
Radford	10	4	.714	20	11	.645
Liberty	10	4	.714	19	12	.613
UNC Asheville	9	5	.643	21	12	.636
Coastal Carolina	9	5	.643	18	11	.621
Birmingham-Southern	3	11	.214	8	22	.267
Charleston Southern	2	12	.143	10	20	.333
Winthrop	2	12	.143	6	26	.188

NCAA: UNC Asheville
WNIT: High Point

2007-08

School	Big South			Overall		
	W	L	PCT	W	L	PCT
Liberty	11	1	.917	28	4	.875
Radford	8	4	.667	23	12	.657
Winthrop	7	5	.583	20	12	.625
High Point	6	6	.500	15	15	.500
Coastal Carolina	4	8	.333	16	12	.571
Charleston Southern	3	9	.250	8	22	.267
UNC Asheville	3	9	.250	12	18	.400

NCAA: Liberty
WNIT: Radford

2008-09

School	Big South			Overall		
	W	L	PCT	W	L	PCT
Liberty	15	1	.938	24	9	.727
High Point	10	6	.625	15	16	.484
Radford	9	7	.563	10	18	.357
Winthrop	9	7	.563	16	16	.500
Coastal Carolina	8	8	.500	16	14	.533
Gardner-Webb	7	9	.438	17	15	.531
UNC Asheville	7	9	.438	10	20	.333
Charleston Southern	6	10	.375	12	18	.400
Presbyterian College *	1	15	.063	4	25	.138

NCAA: Liberty
WNIT: Winthrop

* - Presbyterian College was not eligible for the Conference tournament due to its transition to Division I

2009-10

School	Big South			Overall		
	W	L	PCT	W	L	PCT
Gardner-Webb	15	1	.938	28	5	.848
Liberty	14	2	.875	27	6	.818
High Point	9	7	.563	17	14	.548
Charleston Southern	9	7	.563	17	14	.548
Coastal Carolina	7	9	.438	17	13	.567
Winthrop	7	9	.438	13	18	.419
Radford	5	11	.313	6	22	.214
Presbyterian College *	3	13	.188	5	25	.167
UNC Asheville	3	13	.188	8	22	.267

NCAA: Liberty
WNIT: Gardner-Webb
WBI: Charleston Southern

* - Presbyterian College was not eligible for the Conference tournament due to its transition to Division I

2010-11

School	Big South			Overall		
	W	L	PCT	W	L	PCT
Liberty	14	2	.875	22	11	.667
Radford	11	5	.688	14	16	.467
Gardner-Webb	11	5	.688	23	11	.676
High Point	9	7	.563	16	15	.516
Charleston Southern	8	8	.500	14	16	.467
UNC Asheville	5	11	.313	12	18	.400
Winthrop	5	11	.313	13	18	.419
Presbyterian College *	5	11	.313	9	20	.310
Coastal Carolina	4	12	.250	10	19	.345

NCAA: Gardner-Webb
WNIT: Liberty

* - Presbyterian College was not eligible for the Conference tournament due to its transition to Division I

2011-12

School	Big South			Overall		
	W	L	PCT	W	L	PCT
Liberty	16	2	.889	24	9	.727
High Point	13	5	.722	20	13	.606
Winthrop	12	6	.667	18	13	.581
Campbell	11	7	.611	18	12	.600
Charleston Southern ^	6	9	.400	10	15	.400
Radford	9	9	.500	16	15	.516
Presbyterian College *	8	10	.444	14	15	.483
Coastal Carolina	6	12	.333	13	15	.464
UNC Asheville	3	15	.167	7	23	.233
Gardner-Webb	3	15	.167	4	25	.138

NCAA: Liberty
WNIT: High Point
WBI: Charleston Southern

^ - denotes 7 wins (3 Conference wins) vacated as determined by NCAA Committee on Infractions

* - Presbyterian College was not eligible for the Conference tournament due to its transition to Division I

2012-13

School	Big South			Overall		
	W	L	PCT	W	L	PCT
Liberty	16	2	.889	27	7	.794
Winthrop	14	4	.778	21	12	.636
Presbyterian College	14	4	.778	19	12	.613
High Point	11	7	.611	17	13	.567
Campbell	11	7	.611	20	11	.645
Radford	9	9	.500	16	14	.533
Longwood	8	10	.444	14	19	.424
Coastal Carolina	8	10	.444	13	16	.448
Gardner-Webb	5	13	.278	13	18	.419
Charleston Southern ^	0	15	.000	0	20	.000
UNC Asheville	0	18	.000	2	28	.067

NCAA: Liberty
WNIT: Winthrop
WBI: Presbyterian

^ - denotes 8 wins (3 Conference wins) vacated as determined by NCAA Committee on Infractions

2013-14

School	Big South			Overall		
	W	L	PCT	W	L	PCT
High Point	16	4	.800	22	11	.667
Liberty	15	5	.750	20	11	.645
Winthrop	15	5	.750	24	9	.727
Campbell	13	7	.650	19	12	.613
Gardner-Webb	11	9	.550	16	14	.533
Coastal Carolina	10	10	.500	15	16	.484
Presbyterian College	9	11	.450	12	19	.387
UNC Asheville	7	13	.350	11	20	.355
Radford	5	15	.250	7	23	.233
Longwood	5	15	.250	8	22	.267
Charleston Southern ^	0	16	.000	0	22	.000

NCAA: Winthrop
WNIT: High Point

^ - denotes 8 wins (4 Conference wins) vacated as determined by NCAA Committee on Infractions



WOMEN'S BASKETBALL YEAR-BY-YEAR STANDINGS

2014-15

School	Big South			Overall		
	W	L	PCT	W	L	PCT
Liberty	19	1	.950	26	7	.788
Radford	14	6	.700	17	14	.548
High Point	14	6	.700	20	12	.625
Winthrop	13	7	.650	17	13	.567
Campbell	13	7	.650	19	12	.613
Presbyterian College	10	10	.500	16	15	.516
Gardner-Webb	9	11	.450	15	17	.469
UNC Asheville	7	13	.350	9	22	.290
Coastal Carolina	6	14	.300	12	18	.400
Longwood	4	16	.200	4	26	.133
Charleston Southern ^	0	19	.000	1	25	.038

NCAA: Liberty

WNIT: Radford

^ - denotes 4 wins (1 Conference win) vacated as determined by NCAA Committee on Infractions

2015-16

School	Big South			Overall		
	W	L	PCT	W	L	PCT
UNC Asheville	16	4	.800	26	7	.788
Liberty	15	5	.750	20	13	.606
Radford	13	7	.650	18	13	.581
Gardner-Webb	13	7	.650	19	12	.613
Presbyterian College	13	7	.650	18	13	.581
High Point	10	10	.500	12	19	.387
Charleston Southern	8	12	.400	14	17	.452
Campbell	7	13	.350	13	18	.419
Coastal Carolina	7	13	.350	12	18	.400
Longwood	5	15	.250	8	22	.267
Winthrop	3	17	.150	4	26	.133

NCAA: UNC Asheville

WNIT: Liberty

2016-17

School	Big South			Overall		
	W	L	PCT	W	L	PCT
Radford	14	4	.778	24	9	.727
Campbell	13	5	.722	21	10	.677
High Point	13	5	.722	15	15	.500
Liberty	12	6	.667	13	17	.433
Charleston Southern	11	7	.611	18	14	.563
Presbyterian College	10	8	.556	13	18	.419
UNC Asheville	9	9	.500	19	15	.559
Gardner-Webb	6	12	.333	12	19	.387
Winthrop	1	17	.056	2	29	.065
Longwood	1	17	.056	4	26	.133

NCAA: UNC Asheville

WNIT: Radford

WBI: Campbell, Charleston Southern

2017-18

School	Big South			Overall		
	W	L	PCT	W	L	PCT
Liberty	16	2	.889	24	10	.706
Radford	15	3	.833	24	9	.727
UNC Asheville	12	6	.667	17	16	.515
High Point	10	8	.556	17	14	.548
Presbyterian College	9	9	.500	12	18	.400
Campbell	8	10	.444	15	15	.500
Gardner-Webb	8	10	.444	19	13	.594
Charleston Southern	5	13	.278	11	20	.355
Longwood	5	13	.278	7	23	.233
Winthrop	2	16	.111	3	27	.100

NCAA: Liberty

WNIT: Radford

WBI: UNC Asheville

2018-19

School	Big South			Overall		
	W	L	PCT	W	L	PCT
Radford	17	1	.944	26	7	.788
High Point	15	3	.833	22	9	.710
Hampton	12	6	.667	16	14	.533
UNC Asheville	11	7	.611	17	15	.531
Gardner-Webb	10	8	.556	16	15	.516
Campbell	10	8	.556	23	13	.639
Charleston Southern	9	9	.500	14	18	.438
Winthrop	6	12	.333	10	20	.333
Presbyterian College	4	14	.222	7	24	.226
USC Upstate	3	15	.167	7	23	.233
Longwood	2	16	.111	3	27	.100

NCAA: Radford

WNIT: High Point

WBI: Campbell, UNC Asheville

2019-20

School	Big South			Overall		
	W	L	PCT	W	L	PCT
Campbell	16	4	.800	21	8	.724
Radford	15	5	.750	17	12	.586
High Point	14	6	.700	16	13	.552
Hampton	14	6	.700	18	11	.621
Gardner-Webb	13	7	.650	18	11	.621
UNC Asheville	9	11	.450	16	14	.533
Winthrop	8	12	.400	11	19	.367
Longwood	8	12	.400	12	18	.400
Presbyterian College	7	13	.350	12	18	.400
USC Upstate	4	16	.200	10	20	.333
Charleston Southern	2	18	.100	4	26	.133

NCAA: -- *

WNIT: -- *

* - NCAA canceled its postseason on March 12, 2020 due to COVID-19

20-WIN SEASONS

28	Liberty	1997-98
	Liberty	2007-08
	Gardner-Webb	2009-10
27	Liberty	2009-10
	Liberty	2012-13
26	Liberty	2002-03
	Liberty	2004-05
	Liberty	2014-15
	UNC Asheville	2015-16
	Radford	2018-19
25	Radford	1988-89
	Liberty	2003-04
	Liberty	2005-06
24	Liberty	2008-09
	Liberty	2011-12
	Winthrop	2013-14
	Radford	2016-17
	Liberty	2017-18
	Radford	2017-18
23	Campbell	1987-88
	Liberty	1999-00
	Liberty	2001-02
	Radford	2007-08
	Gardner-Webb	2010-11
	Campbell	2018-19
22	Campbell	1990-91
	Liberty	1996-97
	Liberty	2010-11
	High Point	2013-14
	High Point	2018-19
21	Radford	1987-88
	UNC Greensboro	1994-95
	Liberty	1998-99
	UNC Asheville	2006-07
	Winthrop	2012-13
	Campbell	2016-17
	Campbell	2019-20
20	Campbell	1986-87
	Radford	1989-90
	Radford	1991-92
	UNC Greensboro	1996-97
	Coastal Carolina	1999-00
	High Point	2005-06
	Radford	2006-07
	Winthrop	2007-08
	High Point	2011-12
	Campbell	2012-13
	Liberty	2013-14
	High Point	2014-15
	Liberty	2015-16

CONSECUTIVE 20-WIN SEASONS

9	Liberty	2007-16
5	Liberty	2002-06
4	Liberty	1997-00
3	Radford	1988-90
3	Radford	2016-19
2	Campbell	1987-88
2	Radford	2006-08
2	Gardner-Webb	2009-11
2	Winthrop	2012-14
2	High Point	2013-15
2	CAMPBELL	2018-present

active 20-win streaks in bold

WBB NOTABLE NON-CONFERENCE WINS



YEAR	ACC	WINNING BIG SOUTH TEAM(S)
1987-88	North Carolina	Radford (92-81)
1988-89	North Carolina	Radford (72-70)
1990-91	Georgia Tech	Campbell (82-75)
1999-00	Wake Forest	Coastal Carolina (72-60)
		Liberty (64-40)
2002-03	Virginia	Liberty (77-69 - OT)
2006-07	Virginia	Liberty (75-71)
	Virginia Tech	Radford (67-60)
	Wake Forest	UNC Asheville (58-53)
2007-08	Wake Forest	Radford (52-44)
2008-09	Virginia Tech	Liberty (45-43)
2011-12	Clemson	Charleston Southern (82-77)
2012-13	Clemson	Presbyterian (49-46)
2015-16	North Carolina	Gardner-Webb (W, 66-65)
2016-17	Wake Forest	Radford (68-60)
2018-19	Virginia	Radford (57-44)

YEAR	ATLANTIC SUN	WINNING BIG SOUTH TEAM(S)
2012-13	Florida Gulf Coast	Winthrop (65-51)

YEAR	ATLANTIC-10	WINNING BIG SOUTH TEAM(S)
1988-89	George Washington	Radford (63-56)
1995-96	Virginia Tech	Radford (81-64)
1996-97	Virginia Tech	Radford (84-83)
2007-08	Xavier	Liberty (61-56)
2012-13	VCU	Liberty (76-63)
2013-14	Richmond	Liberty (76-61)
	Saint Louis	Winthrop (70-61)
2014-15	VCU	Liberty (69-53)
2015-16	George Mason	Radford (66-63 - OT)
	Davidson	Radford (79-68)
2017-18	VCU	Radford (79-62)
2018-19	VCU	Radford (54-49)
2019-20	Richmond	Hampton (69-65)

YEAR	BIG EAST	WINNING BIG SOUTH TEAM(S)
1999-00	West Virginia	Liberty (69-57)
2000-01	West Virginia	Liberty (78-67)
2004-05	DePaul	Liberty (88-79)
2011-12	Pittsburgh	High Point (82-75)
2013-14	Xavier	Longwood (67-64)

YEAR	BIG EIGHT	WINNING BIG SOUTH TEAM(S)
1988-89	Kansas State	Radford (74-61)

YEAR	BIG TEN	WINNING BIG SOUTH TEAM(S)
2004-05	Penn State	Liberty (78-70)
2009-10	Purdue	Gardner-Webb (56-55)
2014-15	Penn State	Liberty (80-68)
2017-18	Penn State	Radford (63-62 - OT)

YEAR	BIG 12	WINNING BIG SOUTH TEAM(S)
2004-05	#17 Kansas State	Liberty (77-56)

YEAR	BIG WEST	WINNING BIG SOUTH TEAM(S)
1996-97	Long Beach State	Liberty (66-55)

YEAR	COLONIAL	WINNING BIG SOUTH TEAM(S)
1988-89	Richmond	Radford (70-67)
1999-00	VCU	Liberty (81-54)
2003-04	VCU	Liberty (69-52)
2010-11	VCU	Liberty (59-57)
2011-12	VCU	High Point (82-67)
2012-13	James Madison	Liberty (60-48)
2015-16	Elon	Liberty (72-63)
2018-19	James Madison	Hampton (72-65)
2019-20	Delaware	Gardner-Webb (67-65)

YEAR	CONFERENCE USA	WINNING BIG SOUTH TEAM(S)
1996-97	Charlotte	UNC Asheville (55-41)
2005-06	Southern Mississippi	Birmingham (71-60)
2006-07	Southern Mississippi	Birmingham-Southern (70-60)
	Memphis	Winthrop (83-60)
2007-08	Houston	Liberty (70-61)
	East Carolina	Winthrop (66-61)
2009-10	Tulane	Liberty (63-52)
2012-13	UCF	Presbyterian (53-49)
2017-18	Old Dominion	Liberty (63-55)

YEAR	METRO	WINNING BIG SOUTH TEAM(S)
1987-88	Charlotte	Campbell (84-67)
1988-89	Charlotte	Campbell (65-62)
		Radford (70-54)
1991-92	Virginia Tech	Radford (75-72)
1992-93	South Florida	UNC Greensboro (74-67)
	Virginia Tech	UNC Greensboro (63-54)

YEAR	MOUNTAIN WEST	WINNING BIG SOUTH TEAM(S)
2010-11	Colorado State	Winthrop (58-56)

YEAR	NORTH STAR	WINNING BIG SOUTH TEAM(S)
1988-89	DePaul	Radford (91-83)

YEAR	PATRIOT	WINNING BIG SOUTH TEAM(S)
2003-04	American	Liberty (76-72 - OT)
2004-05	American	Liberty (61-49)
2005-06	American	Liberty (66-42)
2006-07	American	Liberty (73-42)
2007-08	American	Radford (58-50)
2010-11	American	High Point (60-59)
2018-19	American	High Point (66-61)

YEAR	SEC	WINNING BIG SOUTH TEAM(S)
1998-99	Kentucky	Liberty (80-76)
2009-10	Florida	High Point (75-68)
2012-13	Mississippi State	Winthrop (61-59)
2014-15	Auburn	Winthrop (56-54)
2018-19	Florida	Gardner-Webb (60-58)
2019-20	Alabama	Hampton (64-61)

YEAR	SUN BELT	WINNING BIG SOUTH TEAM(S)
1987-88	South Florida	Campbell (80-62)
1988-89	VCU	Radford (78-56)
2014-15	Appalachian State	Radford (68-67)
2015-16	Appalachian State	Liberty (74-68)
2019-20	Appalachian State	Gardner-Webb (67-56)

Wins at time of opponent's conference affiliation

RK	PTS	PLAYER, SCHOOL, YEARS
1.	2,277	Dequesha McClanahan, Winthrop, 2010-14
2.	2,154	Elena Kisseleva, Liberty, 1996-00
3.	2,026	Nikki Reddick, Coastal Carolina, 1999-04
4.	2,020	Patrinda Toney, Radford, 1987-92
5.	2,001	Devon Brown, Liberty, 2009-13
6.	1,893	Tammy Brown, Campbell, 1987-91
7.	1,883	Megan Frazee, Liberty, 2005-09
8.	1,869	Kaylah Keys, High Point, 2013-17
9.	1,866	Debbie Born, Augusta, 1987-91
10.	1,845	Katie Feenstra, Liberty, 2001-05
11.	1,827	Stephanie Howard, Radford, 1986-89
12.	1,777	Erica Williams, Winthrop, 2013-17
13.	1,750	Chrissy Kelly, Charleston Southern, 1992-96
14.	1,733	Sharon Wilkerson, Liberty, 1996-00
15.	1,715	Shannan Wilkey, Radford, 1990-94
16.	1,703	Vicki Giffin, UNC Asheville, 1993-97
17.	1,616	Emma Bockrath, High Point, 2015-19
18.	1,603	Ashley Fann, Winthrop, 2005-09
19.	1,598	Pam Tolbert, Charleston Southern, 2005-09
20.	1,590	Shamia Brown, High Point, 2008-12
21.	1,545	Holly Bottar, Coastal Carolina, 1988-92
22.	1,522	Laurie Hood, Campbell, 1988-92
23.	1,517	Kim Segars, Winthrop, 1986-89
24.	1,475	Melissa Herbert, Coastal Carolina, 1989-94
25.	1,473	Lakeitha Alston, Charleston Southern, 2009-13
26.	1,453	Avery Warley, Liberty, 2008-12
27.	1,452	AJ Jordan, Coastal Carolina, 2011-15
28.	1,448	Wendy Beecher, UNC Asheville, 1986-90
29.	1,442	Katie Tull, Charleston Southern, 2007-11
30.	1,411	Shonese Jones, UNC Asheville, 2011-15
31.	1,401	Brooke Weisbrod, Coastal Carolina, 1997-01
32.	1,380	Ashley Rininger, Liberty, 2012-16
33.	1,357	Cortney Storey, Presbyterian, 2014-18
34.	1,355	Summer Price, Campbell, 2014-18
35.	1,346	Da'Naria Erwin Spencer, Radford, 2009-13
36.	1,342	Alisha Dill, Coastal Carolina, 2003-07
37.	1,335	Alexus Hill, Gardner-Webb, 2014-18
38.	1,333	Tammy Jones, Winthrop, 1989-94
39.	1,331	Sarah Wilkerson Farley, Liberty, 1996-00
40.	1,330	Jurica Hargraves, High Point, 2007-11
41.	1,329	Sydnei Moss, Coastal Carolina, 2007-11
42.	1,327	Destinee Walker, Radford, 2015-19
43.	1,323	Katie O'Dell, High Point, 2002-06
44.	1,308	Tierra Huntsman, Gardner-Webb, 2013-18
45.	1,305	Camryn Brown, High Point, 2016-20
46.	1,303	Kristal Hood, UNC Asheville, 2002-06
47.	1,295	Keena Wicker, Charleston Southern, 2002-07
48.	1,293	Amanda Neby, Radford, 2000-04
	1,293	Mariah Pietrowski, Presbyterian, 2009-13
50.	1,286	Kate Sanford, Charleston Southern, 1996-00
51.	1,277	Jennifer Churchill, Winthrop, 1995-99
52.	1,274	Kendra Damann, UMBC, 1994-98
	1,274	Stacia Robertson, High Point, 2012-15
54.	1,271	Ke'Asia Jackson, Charleston Southern, 2015-19
55.	1,265	Joy Taylor, Charleston Southern, 1996-00
56.	1,263	Jayda Worthy, Radford, 2014-18
57.	1,258	Kim Lewis, Coastal Carolina, 1990-94
58.	1,254	Khiana Johnson, Radford, 2016-20
59.	1,248	Samiya Wright, Winthrop, 2011-15
60.	1,241	Catrina Green, Gardner-Webb, 2010-14
61.	1,240	Carley Plentovich, Gardner-Webb, 2016-20
62.	1,238	Johnette Walker, Radford, 2005-09
63.	1,234	Emily Hill, UNC Asheville, 1996-01
64.	1,233	Regina McKeithan, Campbell, 1986-88

RK	PTS	PLAYER, SCHOOL, YEARS
65.	1,230	Olivia Parker, Gardner-Webb, 2012-16
66.	1,229	Candace Brown, Gardner-Webb, 2012-16
67.	1,226	Tiffany Rodd, Winthrop, 2005-09
68.	1,220	Charlotta Wennefors, Winthrop, 1998-02
69.	1,219	Kelli Darden, Radford, 2004-08
70.	1,215	Corrie Fertitta, Radford, 2004-08
71.	1,209	Alisa Moore, UNC Greensboro, 1992-96
72.	1,200	Cheyenne Parker, High Point, 2010-13
73.	1,199	Kiera Gaines, Campbell, 2011-15
74.	1,198	Ayana Avery, Radford, 2011-15
75.	1,191	Alyssa Mann, Charleston Southern, 2013-17
76.	1,180	Ginny Coleman Holloway, Liberty, 1991-95
77.	1,179	Karlee Taylor, Presbyterian, 2010-14
78.	1,177	Kelsey Wasmer, Charleston Southern, 2008-11
79.	1,174	Rebecca McNeil, Radford, 1994-98
80.	1,173	Leigh-Ann Pursifull, Winthrop, 1995-99
81.	1,169	Dominique Hudson, Gardner-Webb, 2008-11
82.	1,165	Jennifer Grant, Radford, 1996-00
83.	1,163	Kelli Tull, Radford, 1996-00
84.	1,162	Denise Ford, Campbell, 1986-89
85.	1,161	Kristal Tharp, Liberty, 2001-05
86.	1,160	Jennifer Steadman, Charleston Southern, 1992-97
87.	1,154	Dayna Rouse, Longwood, 2016-20
88.	1,151	Rachel Burns, Charleston Southern, 2015-19
89.	1,147	Moriah Frazee, Liberty, 2005-09
90.	1,141	Ashley Buckhannon, Radford, 2009-13
91.	1,139	Ashton Barton, UNC Asheville, 2004-08
92.	1,129	Tianna Knuckles, UNC Asheville, 2013-17
93.	1,121	Janayla White, Radford, 2014-18
94.	1,120	Senora Dengokl, UNC Asheville, 2015-20
95.	1,119	Mackenzie Maier, High Point, 2007-11
96.	1,116	Chatori Major, UNC Asheville, 2013-17
97.	1,112	Khaila Webb, UNC Asheville, 2014-18
98.	1,100	Holly Andrews, Elon, 2000-03
99.	1,099	Kacie Hall, Presbyterian, 2016-20
100.	1,095	Tonisha Jackson, UNC Asheville, 1999-04
101.	1,087	Kendall Shepard, UNC Asheville, 2007-11
102.	1,086	Janie Miles, Presbyterian, 2014-18
103.	1,083	Jessica Heilig, Gardner-Webb, 2011-15
104.	1,082	Jessica Guarneri, UNC Asheville, 1999-02
105.	1,081	Julie Moore, UNC Greensboro, 1992-96
106.	1,080	Lindsey Thompson, UNC Asheville, 2008-12
107.	1,079	Bryanna Owen, Charleston Southern, 1990-94
108.	1,075	Carmen Thomas, Winthrop, 1991-95
109.	1,072	Karen Bowles, Radford, 1986-90
110.	1,058	Misty Brockman, High Point, 1999-03
111.	1,057	Jasmine Dale, Gardner-Webb, 2010-14
	1,057	Aliyah Kilpatrick, Winthrop, 2012-16
113.	1,055	Tammie Crown, Radford, 1989-93
114.	1,049	Marea Daniels, Charleston Southern, 1999-03
115.	1,042	Becki Barbary, Winthrop, 1986-90
116.	1,039	Kelli Riles, UNC Asheville, 2009-13
117.	1,038	Erin Reynolds, High Point, 2009-13
	1,038	Lindsey Edwards, High Point, 2015-19
119.	1,037	Becky Harden, Radford, 1988-92
120.	1,031	Tara McMinn, UNC Asheville, 1989-92
121.	1,021	Angelica Henry, Coastal Carolina, 2010-14
122.	1,020	Daeisha Brown, Longwood, 2012-16
123.	1,017	Lindsey Montgomery, UNC Asheville, 2007-11
124.	1,014	Francean Leverette, Augusta, 1986-90
125.	1,007	Kat Harris, High Point, 2014-18
126.	1,005	Crystal Carpenter, Charleston Southern, 1997-99
127.	1,004	Revonda Whitley, Winthrop, 1990-94

RK	REB	PLAYER, SCHOOL, YEARS
1.	1,282	Avery Warley, Liberty, 2008-12
2.	1,127	Kate Sanford, Charleston Southern, 1996-00
3.	1,039	Cheyenne Parker, High Point, 2010-13
4.	1,037	Kelli Riles, UNC Asheville, 2009-13
5.	1,033	Katie Feenstra, Liberty, 2001-05
6.	1,012	Karen Bowles, Radford, 1986-90
	1,012	Catrina Green, Gardner-Webb, 2010-14
8.	980	Janayla White, Radford, 2014-18
9.	952	Ashley Rininger, Liberty, 2012-16
10.	951	Megan Frazee, Liberty, 2005-09
11.	919	Olivia Parker, Gardner-Webb, 2012-16
12.	915	Corrie Fertitta, Radford, 2004-08
13.	910	Schaquilla Nunn, Winthrop, 2012-15
14.	894	Wendy Beecher, UNC Asheville, 1986-90
	894	Ashley Fann, Winthrop, 2005-09
16.	880	Kiera Gaines, Campbell, 2011-15
17.	876	Elena Kisseleva, Liberty, 1996-00
18.	870	Tammy Jones, Winthrop, 1989-94
19.	861	Katelyn Adams, Liberty, 2012-16
20.	849	Lydia Rivers, Radford, 2015-19
21.	848	Erica Williams, Winthrop, 2013-17
22.	838	Jennifer Grant, Radford, 1996-00
23.	808	Tammy Brown, Campbell, 1987-91
24.	803	Devon Brown, Liberty, 2009-13
25.	801	Stacia Robertson, High Point, 2012-15
26.	791	Julie Moore, UNC Greensboro, 1992-96
27.	785	Candace Brown, Gardner-Webb, 2012-16
28.	781	Kim Lewis, Coastal Carolina, 1990-94
29.	777	Monica Logan, UMBC, 1995-98
	777	Lindsey Montgomery, UNC Asheville, 2007-11
31.	774	Stacy Shepard, UNC Asheville, 2004-08
32.	771	Denise Ford, Campbell, 1986-89
	771	Jayda Worthy, Radford, 2014-18
34.	770	Kelli Darden, Radford, 2004-08
35.	764	Debbie Born, Augusta, 1987-91
36.	758	Jennifer Steadman, Charleston Southern, 1992-97
37.	753	Bronaza Fitzgerald, UNC Asheville, 2014-18
38.	747	KJ Weaver, UNC Asheville, 2013-17
	747	Emma Bockrath, High Point, 2015-19
40.	745	Shamia Brown, High Point, 2008-12
41.	743	Crystal Brown, Coastal Carolina, 2000-04
42.	737	Alisa Moore, UNC Greensboro, 1992-96
43.	735	Tammie Crown, Radford, 1989-93
44.	726	Sydney Nunley, Radford, 2015-20
45.	725	TAYA BOLDEN, Campbell, 2016-present
46.	723	Amanda Neby, Radford, 2000-04
47.	720	Tonisha Jackson, UNC Asheville, 1999-04
48.	718	Becki Barbary, Winthrop, 1986-90
49.	716	Eunice French, UMBC, 1992-95
50.	714	Jennifer Churchill, Winthrop, 1995-99
51.	690	Katie O'Dell, High Point, 2002-06
52.	685	Sydnei Moss, Coastal Carolina, 2007-11
53.	678	Taylor Calvert, Winthrop, 2011-15
54.	673	Jessica Heilig, Gardner-Webb, 2011-15
55.	672	Tolu Omotola, Liberty, 2010-13
56.	670	Jessica Guarneri, UNC Asheville, 1999-02
57.	668	Anestha Blakeney, Elon, 1999-03
58.	667	Laurie Hood, Campbell, 1988-92
59.	664	Keena Wicker, Charleston Southern, 2002-07
60.	658	Dequesha McClanahan, Winthrop, 2010-14
61.	656	Victoria Hamilton, Radford, 2009-13
62.	651	Lakeitha Alston, Charleston Southern, 2009-13

RK	REB	PLAYER, SCHOOL, YEARS
63.	650	Mariah Pietrowski, Presbyterian, 2009-13
64.	643	Becky Harden, Radford, 1988-92
65.	641	Brooke Jordan-Brown, UNC Asheville, 2016-20
66.	640	Holly Bottar, Coastal Carolina, 1988-92
	640	Jennifer Shevenock, Charleston Southern, 1996-00
68.	633	Kim Segars, Winthrop, 1986-89
69.	629	Amber Manuel, High Point, 2004-08
70.	628	Tara McMinn, UNC Asheville, 1989-92
71.	625	Sharon Wilkerson, Liberty, 1996-00
72.	622	Shea Morgan, High Point, 2015-19
73.	621	ANIKA RILEY, Winthrop, 2017-present
74.	620	Monique Maximilien, Charleston Southern, 2012-16
75.	618	Catherine Kearney, Liberty, 2011-16
76.	617	Lynn Smith, Coastal Carolina, 1986-91
77.	616	Meredith Luebbbers, Coastal Carolina, 1993-97
78.	613	Sarah Stephens, Radford, 2003-07
79.	611	Melissa Herbert, Coastal Carolina, 1989-94
80.	609	AJ Jordan, Coastal Carolina, 2011-15
81.	607	Bryanna Owen, Charleston Southern, 1990-94
82.	604	Revonda Whitley, Winthrop, 1990-94
83.	604	Jasmine Gardner, Liberty, 2010-15
84.	601	Moriah Frazee, Liberty, 2005-09
85.	599	Stacey Milton, Winthrop, 1993-97
	599	Katherine Kitchin, Winthrop, 1994-98
87.	597	LaTroya Pope, Gardner-Webb, 2008-11
88.	595	Mackenzie Maier, High Point, 2007-11
89.	593	Destinee Walker, Radford, 2015-19
90.	588	Nicole Sampson, UNC Asheville, 1997-01
91.	586	Regina McKeithan, Campbell, 1986-88
	586	Kristina Palaimaite, Liberty, 2000-04
93.	582	TaQuoia Hammick, Winthrop, 2008-12
94.	578	Mary Brewer, High Point, 1999-02
95.	573	Amanda Elder, UNC Asheville, 2003-07
	573	Jolandra Crump, Winthrop, 2002-06
97.	570	Sherri Rickman, Radford, 1999-03
98.	569	Sheena West, UNC Asheville, 1990-94
	569	Meredith Smith, Winthrop, 1997-01
100.	568	Aretha Barnes, UNC Asheville, 1986-90
101.	566	Aianna Kelly, Presbyterian, 2013-17
102.	563	Johnette Walker, Radford, 2005-09
103.	561	Carmen Thomas, Winthrop, 1991-95
104.	555	Rebecca McNeil, Radford, 1994-98
105.	554	Rachel Burns, Charleston Southern, 2015-19
106.	551	Nikki Reddick, Coastal Carolina, 1999-04
107.	550	Joy Taylor, Charleston Southern, 1996-00
108.	547	Meribeth Feenstra Anderson, Liberty, 1999-03
109.	544	Kelly Shutters Gray, Coastal Carolina, 1996-00
110.	543	Rhonda Grant, Coastal Carolina, 1987-89
111.	540	Vicki Giffin, UNC Asheville, 1993-97
	540	Crystal Greene, Winthrop, 1997-01
113.	534	Dria David, Presbyterian, 2009-13
	534	Dayna Rouse, Longwood, 2016-20
115.	525	Salina Virola, Presbyterian, 2015-19
116.	520	Jordynn Gaymon, Radford, 2011-15
117.	518	Shannan Wilkey, Radford, 1990-94
118.	517	Erica McCoy, Charleston Southern, 2002-06
119.	514	Dee Godette, UNC Asheville, 1990-94
120.	513	Autumn Childress, Longwood, 2014-18
121.	509	Courtney Brown, Coastal Carolina, 2001-05
122.	506	Wendy Herbert, Charleston Southern, 1991-95
	506	Kristal Hood, UNC Asheville, 2002-06
124.	500	Michelle Fricke, Liberty, 1999-02

PLAYERS WITH 1,000 POINTS & 500 REBOUNDS (71)

PLAYER, SCHOOL, YEARS	POINTS	REBOUNDS	PLAYER, SCHOOL, YEARS	POINTS	REBOUNDS
Avery Warley, Liberty, 2008-12	1,453	1,282	Tonisha Jackson, UNC Asheville, 1999-04	1,095	720
Kate Sanford, Charleston Southern, 1996-00	1,286	1,127	Becki Barbary, Winthrop, 1986-90	1,042	718
Cheyenne Parker, High Point, 2010-13	1,200	1,039	Jennifer Churchill, Winthrop, 1995-99	1,277	714
Kelli Riles, UNC Asheville, 2009-13	1,039	1,037	Katie O'Dell, High Point, 2002-06	1,323	690
Katie Feenstra, Liberty, 2001-05	1,845	1,033	Syndei Moss, Coastal Carolina, 2007-11	1,329	685
Karen Bowles, Radford, 1986-90	1,072	1,012	Jessica Heilig, Gardner-Webb, 2011-15	1,083	673
Catrina Green, Gardner-Webb, 2010-14	1,241	1,012	Jessica Guarneri, UNC Asheville, 1999-02	1,082	670
Janayla White, Radford, 2014-18	1,121	980	Laurie Hood, Campbell, 1988-92	1,522	667
Ashley Rininger, Liberty, 2012-16	1,380	952	Keena Wicker, Charleston Southern, 2002-07	1,295	664
Megan Frazee, Liberty, 2005-09	1,883	951	Dequesha McClanahan, Winthrop, 2010-14	2,277	658
Olivia Parker, Gardner-Webb, 2012-16	1,230	919	Lakeitha Alston, Charleston Southern, 2009-13	1,473	651
Corrie Fertitta, Radford, 2004-08	1,215	915	Mariah Pietrowski, Presbyterian, 2009-13	1,293	650
Wendy Beecher, UNC Asheville, 1986-90	1,448	894	Becky Harden, Radford, 1988-92	1,037	643
Ashley Fann, Winthrop, 2005-09	1,603	894	Holly Bottar, Coastal Carolina, 1988-92	1,545	640
Kiera Gaines, Campbell, 2011-15	1,199	880	Kim Segars, Winthrop, 1986-89	1,517	633
Elena Kisseleva, Liberty, 1996-00	2,154	876	Tara McMinn, UNC Asheville, 1989-92	1,031	628
Tammy Jones, Winthrop, 1989-94	1,333	870	Sharon Wilkerson, Liberty, 1996-00	1,733	625
Erica Williams, Winthrop, 2013-17	1,777	848	Melissa Herbert, Coastal Carolina, 1989-94	1,475	611
Jennifer Grant, Radford, 1996-00	1,165	838	A.J. Jordan, Coastal Carolina, 2011-15	1,452	609
Tammy Brown, Campbell, 1987-91	1,893	808	Bryanna Owen, Charleston Southern, 1990-94	1,079	607
Devon Brown, Liberty, 2009-13	2,001	803	Revonda Whitley, Winthrop, 1990-94	1,004	604
Stacia Robertson, High Point, 2012-15	1,274	801	Moriah Frazee, Liberty, 2005-09	1,147	601
Julie Moore, UNC Greensboro, 1992-96	1,081	791	Mackenzie Maier, High Point, 2007-11	1,119	595
Candace Brown, Gardner-Webb, 2012-16	1,229	785	Destinee Walker, Radford, 2015-19	1,327	593
Kim Lewis, Coastal Carolina, 1990-94	1,258	781	Regina McKeithan, Campbell, 1986-88	1,233	586
Lindsey Montgomery, UNC Asheville, 2007-11	1,017	777	Johnette Walker, Radford, 2005-09	1,238	563
Denise Ford, Campbell, 1986-89	1,162	771	Carmen Thomas, Winthrop, 1991-95	1,075	561
Jayda Worthy, Radford, 2014-18	1,263	771	Rebecca McNeil, Radford, 1994-98	1,174	555
Kelli Darden, Radford, 2004-08	1,219	770	Rachel Burns, Charleston Southern, 2015-19	1,151	554
Debbie Born, Augusta, 1987-91	1,866	764	Nikki Reddick, Coastal Carolina, 1999-04	2,026	551
Jennifer Steadman, Charleston Southern, 1992-97	1,160	758	Joy Taylor, Charleston Southern, 1996-00	1,265	550
Emma Bockrath, High Point, 2015-19	1,616	747	Vicki Giffin, UNC Asheville, 1993-97	1,703	540
Shamia Brown, High Point, 2008-12	1,590	745	Dayna Rouse, Longwood, 2016-20	1,154	534
Alisa Moore, UNC Greensboro, 1992-96	1,209	737	Shannan Wilkey, Radford, 1990-94	1,715	518
Tammie Crown, Radford, 1989-93	1,055	735	Kristal Hood, UNC Asheville, 2002-06	1,303	506
Amanda Neby, Radford, 2000-04	1,293	723			

PLAYERS WITH 1,500 POINTS & 500 REBOUNDS (18)

PLAYER, SCHOOL, YEARS	POINTS	REBOUNDS	PLAYER, SCHOOL, YEARS	POINTS	REBOUNDS
Katie Feenstra, Liberty, 2001-05	1,845	1,033	Shamia Brown, High Point, 2008-12	1,590	745
Megan Frazee, Liberty, 2005-09	1,883	951	Laurie Hood, Campbell, 1988-92	1,522	667
Ashley Fann, Winthrop, 2005-09	1,603	894	Dequesha McClanahan, Winthrop, 2010-14	2,277	658
Elena Kisseleva, Liberty, 1996-00	2,154	876	Holly Bottar, Coastal Carolina, 1988-92	1,545	640
Erica Williams, Winthrop, 2013-17	1,777	848	Kim Segars, Winthrop, 1986-89	1,517	633
Tammy Brown, Campbell, 1987-91	1,893	808	Sharon Wilkerson, Liberty, 1996-00	1,733	625
Devon Brown, Liberty, 2009-13	2,001	803	Nikki Reddick, Coastal Carolina, 1999-04	2,026	551
Debbie Born, Augusta, 1987-91	1,866	764	Vicki Giffin, UNC Asheville, 1993-97	1,703	540
Emma Bockrath, High Point, 2015-19	1,616	747	Shannan Wilkey, Radford, 1990-94	1,715	518

WOMEN'S BASKETBALL STATISTICAL CLUBS



PLAYERS WITH 1,000 POINTS, 500 REBOUNDS, 100 BLOCKED SHOTS (18)

PLAYER, SCHOOL, YEARS	POINTS	REBOUNDS	BLOCKS
Cheyenne Parker, High Point, 2010-13	1,200	1,039	329
Mackenzie Maier, High Point, 2007-11	1,119	595	306
Kelli Darden, Radford, 2004-08	1,219	770	293
Katie Feenstra, Liberty, 2001-05	1,845	1,033	257
Wendy Beecher, UNC Asheville, 1986-90	1,448	894	225
Stacia Robertson, High Point, 2012-15	1,274	801	214
Janayla White, Radford, 2014-18	1,121	980	209
Tammy Jones, Winthrop, 1989-94	1,333	870	183
Avery Warley, Liberty, 2008-12	1,453	1,282	166
Olivia Parker, Gardner-Webb, 2012-16	1,230	919	163
Catrina Green, Gardner-Webb, 2010-14	1,241	1,012	162
Ashley Rininger, Liberty, 2012-16	1,380	952	156
Dayna Rouse, Longwood, 2016-20	1,154	534	130
Corrie Fertitta, Radford, 2004-08	1,215	915	112
Tonisha Jackson, UNC Asheville, 1999-04	1,095	720	111
Kiera Gaines, Campbell, 2011-15	1,199	880	111
Kate Sanford, Charleston Southern, 1996-00	1,286	1,127	107
Lindsey Montgomery, UNC Asheville, 2007-11	1,017	777	107

PLAYERS WITH 1,000 POINTS, 1,000 REBOUNDS, 300 BLOCKED SHOTS (1)

PLAYER, SCHOOL, YEARS	POINTS	REBOUNDS	BLOCKS
Cheyenne Parker, High Point, 2010-13	1,200	1,039	329

PLAYERS WITH 1,000 POINTS, 500 REBOUNDS, 500 ASSISTS (2)

PLAYER, SCHOOL, YEARS	POINTS	REBOUNDS	ASSISTS
Dequesha McClanahan, Winthrop, 2010-14	2,277	658	744
Holly Bottar, Coastal Carolina, 1988-92	1,545	640	500

PLAYERS WITH 1,000 POINTS, 500 REBOUNDS, 200 STEALS (17)

PLAYER, SCHOOL, YEARS	POINTS	REBOUNDS	STEALS
Johnette Walker, Radford, 2005-09	1,238	563	348
Sharon Wilkerson, Liberty, 1996-00	1,733	625	304
Dequesha McClanahan, Winthrop, 2010-14	2,277	658	282
Nikki Reddick, Coastal Carolina, 1999-04	2,026	551	250
Karen Bowles, Radford, 1986-90	1,072	1,012	249
Elena Kisseleva, Liberty, 1999-00	2,154	876	247
Holly Bottar, Coastal Carolina, 1988-92	1,545	640	246
Shannan Wilkey, Radford, 1990-94	1,715	518	244
Vicki Giffin, UNC Asheville, 1993-97	1,703	540	243
Emma Bockrath, High Point, 2015-19	1,616	747	243
Rachel Burns, Charleston Southern, 2015-19	1,151	554	237
Kiera Gaines, Campbell, 2011-15	1,199	880	234
Stacia Robertson, High Point, 2012-15	1,274	801	227
Devon Brown, Liberty, 2009-13	2,001	803	226
Kristal Hood, UNC Asheville, 2002-06	1,303	506	221
Joy Taylor, Charleston Southern, 1996-00	1,265	550	207
Candace Brown, Gardner-Webb, 2012-16	1,229	785	206

PLAYERS WITH 1,000 POINTS, 500 REBOUNDS, 400 AST, 200 STEALS (4)

PLAYER, SCHOOL, YEARS	POINTS	REBOUNDS	ASSISTS	STEALS
Dequesha McClanahan, WU, 2010-14	2,277	658	744	282
Holly Bottar, Coastal Carolina, 1988-92	1,545	640	500	246
Johnette Walker, Radford, 2005-09	1,238	563	498	348
Joy Taylor, Charleston So., 1996-00	1,265	550	467	207

PLAYERS WITH 1,000-PTS, 500-REB, 300-ASSISTS, 200-STL, 100-BLKS (1)

PLAYER, SCHOOL, YEARS	PTS	REB	AST	STL	BLK
Kiera Gaines, Campbell, 2011-15	1,199	880	332	234	111

PLAYERS WITH 1,000-PTS, 500-REBOUNDS, 200-STEALS, 100-BLOCKS (2)

PLAYER, SCHOOL, YEARS	POINTS	REBOUNDS	STEALS	BLOCKS
Stacia Robertson, High Point, 2012-15	1,274	801	227	214
Kiera Gaines, Campbell, 2011-15	1,199	880	234	111

PLAYERS WITH 300 ASSISTS, 200 THREE-PT FIELD GOALS, 200 STEALS (3)

PLAYER, SCHOOL, YEARS	ASSISTS	3FG	STEALS
Nikki Reddick, Coastal Carolina, 1999-04	300	239	250
Pam Tolbert, Charleston Southern, 2005-09	401	223	235
Kaylah Keys, High Point, 2013-17	321	255	206

PLAYERS WITH 500 REBOUNDS, 150 BLOCKED SHOTS (15)

PLAYER, SCHOOL, YEARS	REBOUNDS	BLOCKS
Cheyenne Parker, High Point, 2010-13	1,039	329
Mackenzie Maier, High Point, 2007-11	595	306
Kelli Darden, Radford, 2004-08	770	293
Schaquilla Nunn, Winthrop, 2012-15	910	281
Katie Feenstra, Liberty, 2001-05	1,033	257
Wendy Beecher, UNC Asheville, 1986-90	894	225
Meribeth Feenstra Anderson, Liberty, 1999-03	547	223
Stacia Robertson, High Point, 2012-15	801	214
Janayla White, Radford, 2014-18	980	209
Tammy Jones, Winthrop, 1989-94	870	183
Avery Warley, Liberty, 2008-12	1,282	166
Olivia Parker, Gardner-Webb, 2012-16	919	163
Catrina Green, Gardner-Webb, 2010-14	1,012	162
KJ Weaver, UNC Asheville, 2013-17	747	157
Ashley Rininger, Liberty, 2012-16	952	156

PLAYERS WITH 400 REBOUNDS, 400 ASSISTS (11)

PLAYER, SCHOOL, YEARS	REBOUNDS	ASSISTS
Dequesha McClanahan, Winthrop, 2010-14	658	744
Holly Bottar, Coastal Carolina, 1988-92	640	500
Johnette Walker, Radford, 2005-09	563	498
Joy Taylor, Charleston Southern, 1996-00	550	467
Stephanie Howard, Radford, 1986-89	549	467
Sarah Wilkerson Farley, Liberty, 1996-00	526	442
Chrissy Kelly, Charleston Southern, 1992-96	502	436
Daina Staugaitiene, Liberty, 2001-05	420	434
Ginny Coleman Holloway, Liberty, 1991-95	420	410
Ana Baker, UNC Asheville, 2005-09	420	406
Pam Tolbert, Charleston Southern, 2005-09	456	401

PLAYERS WITH 400 REBOUNDS, 400 ASSISTS, 200 STEALS (9)

PLAYER, SCHOOL, YEARS	REBOUNDS	ASSISTS	STEALS
Johnette Walker, Radford, 2005-09	563	498	348
Stephanie Howard, Radford, 1986-89	549	467	300
Dequesha McClanahan, Winthrop, 2010-14	658	744	282
Sarah Wilkerson Farley, Liberty, 1996-00	526	442	271
Chrissy Kelly, Charleston Southern, 1992-96	502	436	269
Ana Baker, UNC Asheville, 2005-09	420	406	267
Holly Bottar, Coastal Carolina, 1988-92	640	500	246
Pam Tolbert, Charleston Southern, 2005-09	456	401	235
Joy Taylor, Charleston Southern, 1996-00	550	467	207

PLAYERS WITH 400 ASSISTS, 200 STEALS (16)

PLAYER, SCHOOL, YEARS	ASSISTS	STEALS
Johnette Walker, Radford, 2005-09	498	348
Shelia Bailey, Winthrop, 1988-92	559	307
Shonta Tabourn, Campbell, 1989-93	578	301
Stephanie Howard, Radford, 1986-89	549	300
Dequesha McClanahan, Winthrop, 2010-14	744	282
Sarah Wilkerson Farley, Liberty, 1996-00	526	271
Chrissy Kelly, Charleston Southern, 1992-96	502	269
Ana Baker, UNC Asheville, 2005-09	406	267
RaeChau Edwards, Campbell, 2012-16	554	253
Jayme Chikos, Elon, 1999-03	612	252
Holly Bottar, Coastal Carolina, 1988-92	500	246
Pam Tolbert, Charleston Southern, 2005-09	401	235
Cortney Storey, Presbyterian, 2014-18	524	227
Joy Taylor, Charleston Southern, 1996-00	467	207
Dominique Hudson, Gardner-Webb, 2008-11	501	207
Frances Fields, High Point, 2007-11	426	202

PLAYERS WITH 300 ASSISTS, 300 STEALS (5)

PLAYER, SCHOOL, YEARS	ASSISTS	STEALS
Shonta Tabourn, Campbell, 1989-93	578	301
Stephanie Howard, Radford, 1986-89	549	300
Shelia Bailey, Winthrop, 1988-92	559	307
Johnette Walker, Radford, 2005-09	498	348
Sharon Wilkerson, Liberty, 1996-00	326	304

PLAYERS WITH 1,000-PTS, 500-REBOUNDS, 300-AST, 300-STEALS (2)

PLAYER, SCHOOL, YEARS	POINTS	REBOUNDS	ASSISTS	STEALS
Sharon Wilkerson, Liberty, 1996-00	1,733	625	326	304
Johnette Walker, Radford, 2005-09	1,238	563	498	348

POINTS SCORED

2,277	Dequesha McClanahan, Winthrop	2010-14
2,154	Elena Kisseleva, Liberty	1996-00
2,026	Nikki Reddick, Coastal Carolina	1999-04
2,020	Patrinda Toney, Radford	1987-92
2,001	Devon Brown, Liberty	2009-13
1,893	Tammy Brown, Campbell	1987-91
1,883	Megan Frazee, Liberty	2005-09
1,869	Kaylah Keys, High Point	2013-17
1,866	Debbie Born, Augusta	1987-91
1,845	Katie Feenstra, Liberty	2001-05

POINTS PER GAME (min. 1000 PTS)

22.42	Regina McKeithan, Campbell	1986-88
21.24	Stephanie Howard, Radford	1986-89
18.50	Kim Segars, Winthrop	1986-89
18.46	Megan Frazee, Liberty	2005-09
18.10	Elena Kisseleva, Liberty	1996-00
17.95	Crystal Carpenter, Charleston Southern	1997-99
17.79	Dequesha McClanahan, Winthrop	2010-14
17.77	Nikki Reddick, Coastal Carolina	1999-04
17.44	Debbie Born, Augusta	1987-91
17.12	Patrinda Toney, Radford	1987-92

FIELD GOALS

804	Dequesha McClanahan, Winthrop	2010-14
778	Patrinda Toney, Radford	1987-92
764	Katie Feenstra, Liberty	2001-05
741	Tammy Brown, Campbell	1987-91
723	Elena Kisseleva, Liberty	1996-00
717	Stephanie Howard, Radford	1986-89
710	Erica Williams, Winthrop	2013-17
684	Megan Frazee, Liberty	2005-09
682	Devon Brown, Liberty	2009-13
661	Laurie Hood, Campbell	1988-92

FIELD GOAL ATTEMPTS

2,217	Dequesha McClanahan, Winthrop	2010-14
1,849	Patrinda Toney, Radford	1987-92
1,842	Elena Kisseleva, Liberty	1996-00
1,741	Nikki Reddick, Coastal Carolina	1999-04
1,654	Holly Bottar, Coastal Carolina	1988-92
1,638	Erica Williams, Winthrop	2013-17
1,591	Devon Brown, Liberty	2009-13
1,573	Kaylah Keys, High Point	2013-17
1,531	Pam Tolbert, Charleston Southern	2005-09
1,492	Shannan Wilkey, Radford	1990-94
1,492	Emma Bockrath, High Point	2015-19

FIELD GOAL PERCENTAGE (min. 400 FG)

62.2	Katie Feenstra, Liberty (764-1228)	2001-05
60.3	Avery Warley, Liberty (572-948)	2008-12
58.4	Alisa Moore, UNC Greensboro (471-806)	1992-96
57.8	Tammy Brown, Campbell (741-1281)	1987-91
55.4	Jennifer Churchill, Winthrop (469-847)	1995-99
53.9	Mariah Pietrowski, PC (506-939)	2009-13
53.5	Kim Segars, Winthrop (639-1194)	1986-89
53.2	Debbie Born, Augusta (646-1215)	1987-91
52.9	Kate Sanford, CSU (507-959)	1996-00
52.7	Jayda Worthy, Radford (501-950)	2014-18

FIELD GOALS PER GAME (min. 400 FG)

8.47	Regina McKeithan, Campbell	1986-88
8.34	Stephanie Howard, Radford	1986-89
7.79	Kim Segars, Winthrop	1986-89
7.01	Katie Feenstra, Liberty	2001-05
6.71	Megan Frazee, Liberty	2005-09
6.59	Patrinda Toney, Radford	1987-92
6.56	Tammy Brown, Campbell	1987-91
6.40	Erica Williams, Winthrop	2013-17
6.28	Dequesha McClanahan, Winthrop	2010-14
6.12	Laurie Hood, Campbell	1988-92

FREE THROWS

605	Elena Kisseleva, Liberty	1996-00
593	Chrissy Kelly, Charleston Southern	1992-96
574	Debbie Born, Augusta	1987-91
522	Dequesha McClanahan, Winthrop	2010-14
493	Nikki Reddick, Coastal Carolina	1999-04
487	Devon Brown, Liberty	2009-13
451	Johnette Walker, Radford	2005-09
448	Vicki Griffin, UNC Asheville	1993-97
417	Megan Frazee, Liberty	2005-09
417	Tammy Brown, Campbell	1987-91

FREE THROW ATTEMPTS

818	Debbie Born, Augusta	1987-91
799	Elena Kisseleva, Liberty	1996-00
728	Chrissy Kelly, Charleston Southern	1992-96
717	Nikki Reddick, Coastal Carolina	1999-04
681	Dequesha McClanahan, Winthrop	2010-14
632	Devon Brown, Liberty	2009-13
604	Vicki Griffin, UNC Asheville	1993-97
589	Johnette Walker, Radford	2005-09
574	Jessica Heilig, Gardner-Webb	2011-15
564	Tammy Brown, Campbell	1987-91

FREE THROW PERCENTAGE (min. 250 FT)

85.6	Taryn Causey, Radford (261-305)	2003-05
84.0	Tammie Crown, Radford (279-332)	1989-93
82.6	Kaylah Keys, High Point (356-431)	2013-17
82.6	Kat Harris, High Point (261-316)	2014-18
81.5	Chrissy Kelly, Charleston So. (593-728)	1992-96
80.5	Megan Frazee, Liberty (417-518)	2005-09
78.9	Shannan Wilkey, Radford (355-450)	1990-94
78.5	LaKeshia Bryant, CSU (270-344)	2001-05
78.5	LAREN VANARSDALE, HU (256-326)	2018-
78.4	Lisa Allison, Campbell (352-449)	1989-93

THREE-POINT FIELD GOALS

314	Katie Tull, Charleston Southern	2007-11
264	Karlee Taylor, Presbyterian	2010-14
263	Tiffany Rodd, Winthrop	2005-09
261	Ayana Avery, Radford	2011-15
255	Kaylah Keys, High Point	2013-17
243	Camryn Brown, High Point	2016-20
239	Nikki Reddick, Coastal Carolina	1999-04
230	Jessica Wall, UNC Asheville	2015-19
229	Jurica Hargraves, High Point	2007-11
227	Erin Bratcher, Charleston Southern	2010-14

THREE-POINT FIELD GOAL ATTEMPTS

893	Katie Tull, Charleston Southern	2007-11
757	Ayana Avery, Radford	2011-15
746	Nikki Reddick, Coastal Carolina	1999-04
737	Tiffany Rodd, Winthrop	2005-09
733	Kaylah Keys, High Point	2013-17
710	Pam Tolbert, Charleston Southern	2005-09
700	Erin Bratcher, Charleston Southern	2010-14
685	Diana Choibekova, Winthrop	2011-13
677	Camryn Brown, High Point	2016-20
666	Lindsey Thompson, UNC Asheville	2008-12

3-POINT FIELD GOAL PCT (min. 150 3FG)

41.7	Karlee Taylor, Presbyterian (264-633)	2010-14
36.3	Sharon Wilkerson, Liberty (172-474)	1996-00
36.2	Kelsey Wasmer, CSU (209-577)	2008-11
36.2	Jessica Wall, UNC Asheville (230-635)	2015-19
36.1	Jurica Hargraves, High Point (229-634)	2007-11
36.1	Janie Miles, Presbyterian (197-545)	2014-18
35.9	Camryn Brown, High Point (243-677)	2016-20
35.8	Kristal Tharp, Liberty (151-422)	2001-05
35.8	Carley Plentovich, GWU (195-544)	2016-20
35.7	Stacey Anthony, B'ham-So. (155-434)	2003-06
35.7	Tiffany Rodd, Winthrop (263-737)	2005-09

THREE-POINT FIELD GOALS PER GAME (min. 150 3FG)

3.59	Diana Choibekova, Winthrop	2011-13
2.88	Loretta Lawson, Elon	1999-01
2.80	Katie Tull, Charleston Southern	2007-11
2.30	Kelsey Wasmer, Charleston Southern	2008-11
2.27	Tiffany Rodd, Winthrop	2005-09
2.24	Karlee Taylor, Presbyterian	2010-14
2.19	Ayana Avery, Radford	2011-15
2.10	Nikki Reddick, Coastal Carolina	1999-04
2.03	Erin Bratcher, Charleston Southern	2010-14
2.02	Kaylah Keys, High Point	2013-17

REBOUNDS

1,282	Avery Warley, Liberty	2008-12
1,127	Kate Sanford, Charleston Southern	1996-00
1,039	Cheyenne Parker, High Point	2010-13
1,037	Kelli Riles, UNC Asheville	2009-13
1,033	Katie Feenstra, Liberty	2001-05
1,012	Karen Bowles, Radford	1986-90
1,012	Catrina Green, Gardner-Webb	2010-14
980	Janayla White, Radford	2014-18
952	Ashley Rininger, Liberty	2012-16
951	Megan Frazee, Liberty	2005-09

REBOUNDS PER GAME (min. 500 REB)

11.17	Cheyenne Parker, High Point	2010-13
10.65	Regina McKeithan, Campbell	1986-88
10.44	Rhonda Grant, Coastal Carolina	1987-89
10.34	Kate Sanford, Charleston Southern	1996-00
10.34	Schaquilla Nunn, Winthrop	2012-15
9.71	Monica Logan, UMBC	1995-98
9.71	Avery Warley, Liberty	2008-12
9.48	Katie Feenstra, Liberty	2001-05
9.32	Megan Frazee, Liberty	2005-09
9.29	Denise Ford, Campbell	1986-89

ASSISTS

744	Dequesha McClanahan, Winthrop	2010-14
612	Jayne Chikos, Elon	1999-03
578	Shonta Tabourn, Campbell	1989-93
559	Shelia Bailey, Winthrop	1988-92
554	RaeChaun Edwards, Campbell	2012-16
549	Stephanie Howard, Radford	1986-89
526	Sarah Wilkerson Farley, Liberty	1996-00
524	Cortney Storey, Presbyterian	2014-18
502	Chrissy Kelly, Charleston Southern	1992-96
501	Dominique Hudson, Gardner-Webb	2008-11

STEALS

348	Johnette Walker, Radford	2005-09
307	Shelia Bailey, Winthrop	1988-92
304	Sharon Wilkerson, Liberty	1996-00
301	Shonta Tabourn, Campbell	1989-93
300	Stephanie Howard, Radford	1986-89
282	Dequesha McClanahan, Winthrop	2010-14
281	Brooke Weisbrod, Coastal Carolina	1997-01
271	Sarah Wilkerson Farley, Liberty	1996-00
269	Chrissy Kelly, Charleston Southern	1992-96
267	Ana Baker, UNC Asheville	2005-09

BLOCKED SHOTS

329	Cheyenne Parker, High Point	2010-13
306	Mackenzie Maier, High Point	2007-11
293	Kelli Darden, Radford	2004-08
281	Schaquilla Nunn, Winthrop	2012-15
257	Katie Feenstra, Liberty	2001-05
225	Wendy Beecher, UNC Asheville	1986-90
223	Meribeth Feenstra Anderson, Liberty	1999-03
214	Stacia Robertson, High Point	2012-15
209	Katie White, Coastal Carolina	2007-11
209	Janayla White, Radford	2014-18

GAMES PLAYED

134	Jen Falconer, Radford	2015-20
132	Shelly Hankins, Winthrop	2005-10
132	Avery Warley, Liberty	2008-12
131	Katelyn Adams, Liberty	2012-16
130	Jessica Wall, UNC Asheville	2015-19
128	Dequesha McClanahan, Winthrop	2010-14
128	Khiana Johnson, Radford	2016-20
127	Courtney Watkins, Liberty	2004-08
126	Shamia Brown, High Point	2008-12
126	Kaylah Keys, High Point	2013-17
126	Tierra Huntsman, Gardner-Webb	2013-18
126	Rachel Burns, Charleston Southern	2015-19

MINUTES PLAYED

4,538	Dequesha McClanahan, Winthrop	2010-14
4,275	Cortney Storey, Presbyterian	2014-18
4,060	Emma Bockrath, High Point	2015-19
3,976	Jen Falconer, Radford	2015-20
3,931	Samiya Wright, Winthrop	2011-15
3,923	Chrissy Kelly, Charleston Southern	1992-96
3,898	Johnette Walker, Radford	2005-09
3,886	Erica Williams, Winthrop	2013-17
3,869	Holly Bottar, Coastal Carolina	1988-92
3,860	Elena Kisseleva, Liberty	1996-00

active players in **BOLD ITALICS**

WOMEN'S BASKETBALL SEASON RECORDS - INDIVIDUAL



POINTS SCORED

693	Tammy Brown, Campbell	1990-91
674	Katie Feenstra, Liberty	2003-04
660	Stephanie Howard, Radford	1988-89
657	Stephanie Howard, Radford	1987-88
655	Regina McKeithan, Campbell	1987-88
653	Dequesha McClanahan, Winthrop	2011-12
652	Dequesha McClanahan, Winthrop	2012-13
652	Alisha Dill, Coastal Carolina	2006-07
648	Elena Kisseleva, Liberty	1996-97
640	Shannan Wilkey, Radford	1993-94

POINTS PER GAME

23.9	Tammy Brown, Campbell	1990-91
23.4	Regina McKeithan, Campbell	1987-88
22.7	Stephanie Howard, Radford	1987-88
22.5	Alisha Dill, Coastal Carolina	2006-07
21.6	Elena Kisseleva, Liberty	1996-97
21.4	Regina McKeithan, Campbell	1986-87
21.4	Nikki Reddick, Coastal Carolina	2001-02
21.3	Patrinda Toney, Radford	1991-92
21.3	Shannan Wilkey, Radford	1993-94
21.2	Laurie Hood, Campbell	1991-92

FIELD GOALS

291	Katie Feenstra, Liberty	2003-04
269	Tammy Brown, Campbell	1990-91
254	Stephanie Howard, Radford	1988-89
252	Laurie Hood, Campbell	1991-92
249	Kim Segars, Winthrop	1987-88
247	Regina McKeithan, Campbell	1987-88
242	Shannan Wilkey, Radford	1993-94
241	Stephanie Howard, Radford	1987-88
237	Dequesha McClanahan, Winthrop	2012-13
231	Patrinda Toney, Radford	1991-92

FIELD GOAL ATTEMPTS

646	Dequesha McClanahan, Winthrop	2011-12
592	Dequesha McClanahan, Winthrop	2012-13
588	Dequesha McClanahan, Winthrop	2013-14
557	Kyla McMakin, Longwood	2019-20
544	Elena Kisseleva, Liberty	1996-97
541	Patrinda Toney, Radford	1991-92
538	Stephanie Howard, Radford	1987-88
535	Stephanie Howard, Radford	1988-89
531	Nikki Reddick, Coastal Carolina	2001-02
527	Shannan Wilkey, Radford	1993-94

FIELD GOAL PERCENTAGE (min. 4.5 FG per game)

67.1	Katie Feenstra, Liberty (230-343)	2004-05
65.7	Katie Feenstra, Liberty (291-443)	2003-04
62.3	Patrice Ross, Augusta (124-199)	1987-88
62.0	Avery Warley, Liberty (155-250)	2010-11
61.0	Keyen Green, Liberty (175-287)	2017-18
60.9	Alisa Moore, UNCG (184-302)	1994-95
60.3	Avery Warley, Liberty (149-247)	2009-10
59.8	Tammy Brown, Campbell (269-450)	1990-91
59.8	Keyen Green, Liberty (143-239)	2016-17
59.7	Vicki Giffin, UNC Asheville (172-288)	1993-94

FIELD GOALS PER GAME

9.28	Tammy Brown, Campbell (269 in 29)	1990-91
9.09	Katie Feenstra, Liberty (291 in 32)	2003-04
9.00	Laurie Hood, Campbell (252 in 28)	1991-92
8.88	Stephanie Howard, Radford (222 in 25)	1986-87
8.82	Regina McKeithan, CU (247 in 28)	1987-88
8.59	Kim Segars, Winthrop (249 in 29)	1987-88
8.31	Stephanie Howard, Radford (241 in 29)	1987-88
8.21	Melissa Herbert, CCU (230 in 28)	1993-94
8.11	Regina McKeithan, CU (219 in 27)	1986-87
8.07	Shannan Wilkey, Radford (242 in 30)	1993-94

FREE THROWS

194	Debbie Born, Augusta	1989-90
185	Chrissy Kelly, Charleston Southern	1995-96
183	Debbie Born, Augusta	1990-91
182	Elena Kisseleva, Liberty	1997-98
181	Chrissy Kelly, Charleston Southern	1994-95
172	Elena Kisseleva, Liberty	1996-97
172	Alisha Dill, Coastal Carolina	2006-07
167	Nikki Reddick, Coastal Carolina	2001-02
161	Regina McKeithan, Campbell	1987-88
159	Elena Kisseleva, Liberty	1998-99

FREE THROW ATTEMPTS

260	Debbie Born, Augusta	1989-90
258	Debbie Born, Augusta	1990-91
238	Nikki Reddick, Coastal Carolina	2001-02
234	Elena Kisseleva, Liberty	1997-98
233	Elena Kisseleva, Liberty	1996-97
226	Regina McKeithan, Campbell	1987-88
224	Chrissy Kelly, Charleston Southern	1994-95
224	Alisha Dill, Coastal Carolina	2006-07
220	Chrissy Kelly, Charleston Southern	1995-96
211	Tammy Brown, Campbell	1990-91

FREE THROW PERCENTAGE (min. 2.5 FT per game)

90.1	Tracey DeLong, Charleston So. (82-91)	1995-96
89.4	Carley Plentovich, GWU (76-85)	2019-20
88.9	Crystal Carpenter, CSU (112-126)	1998-99
88.0	Lindsay Boyett, B'ham-So. (81-92)	2003-04
87.8	Megan Frazee, Liberty (151-172)	2007-08
86.7	Savannah Plentovich, GWU (91-105)	2018-19
86.4	Tammie Crown, Radford (121-140)	1992-93
86.4	Taryn Causey, Radford (140-162)	2004-05
85.0	Kim Hairston, Radford (108-127)	1996-97
85.0	Crystal Carpenter, CSU (85-100)	1997-98

THREE-POINT FIELD GOALS

121	Diana Choibekova, Winthrop	2011-12
107	Katie Tull, Charleston Southern	2010-11
100	Katie Tull, Charleston Southern	2009-10
98	Diana Choibekova, Winthrop	2012-13
95	Ayana Avery, Radford	2013-14
94	Rachelle Coward, Charleston Southern	2011-12
91	Loretta Lawson, Elon	1999-00
90	Jessica Wall, UNC Asheville	2017-18
85	Karlee Taylor, Presbyterian	2012-13
84	Erin Bratcher, Charleston Southern	2013-14

THREE-POINT FIELD GOAL ATTEMPTS

388	Diana Choibekova, Winthrop	2011-12
301	Katie Tull, Charleston Southern	2010-11
297	Diana Choibekova, Winthrop	2012-13
287	Erin Bratcher, Charleston Southern	2013-14
286	Loretta Lawson, Elon	1999-00
280	Katie Tull, Charleston Southern	2009-10
263	Ayana Avery, Radford	2013-14
255	Loretta Lawson, Elon	2000-01
253	Rachelle Coward, Charleston Southern	2011-12
248	Pam Tolbert, Charleston Southern	2008-09

3-POINT FIELD GOAL PCT (min. 1.5 3FG per game)

50.8	Joy Galloway, Charleston So. (65-128)	1988-89
48.3	Karlee Taylor, Presbyterian (85-176)	2012-13
47.1	Amanda Stull, Coastal Caro. (49-104)	2009-10
45.3	Yolanda Brown, Charleston So. (62-137)	1987-88
44.4	Mackenzie Maier, High Point (44-99)	2010-11
43.5	Tamara Ruzic, Charleston So. (47-108)	2002-03
42.6	Jasmine Dale, Gardner-Webb (55-129)	2012-13
42.0	Lindsay Boyett, B'ham-So. (58-138)	2003-04
41.8	Lori Mitchell, Radford (51-122)	1997-98
41.5	Kacie Hall, Presbyterian (61-147)	2018-19

THREE-POINT FIELD GOALS PER GAME

3.90	Diana Choibekova, Winthrop	2011-12
3.57	Katie Tull, Charleston Southern	2010-11
3.27	Diana Choibekova, Winthrop	2012-13
3.23	Katie Tull, Charleston Southern	2009-10
3.17	Ayana Avery, Radford	2013-14
3.14	Loretta Lawson, Elon	1999-00
3.07	Nikki Reddick, Coastal Carolina	2002-03
2.94	Rachelle Coward, Charleston Southern	2011-12
2.86	Camryn Brown, High Point	2019-20
2.83	Karlee Taylor, Presbyterian	2012-13

REBOUNDS

403	Cheyenne Parker, High Point	2011-12
396	Cheyenne Parker, High Point	2012-13
381	Avery Warley, Liberty	2011-12
363	Avery Warley, Liberty	2010-11
353	Katie Feenstra, Liberty	2003-04
333	Schaquilla Nunn, Winthrop	2014-15
323	Kate Sanford, Charleston Southern	1998-99
331	Katie Feenstra, Liberty	2004-05
326	Catrina Green, Gardner-Webb	2013-14
319	Bronza Fitzgerald, UNC Asheville	2017-18

REBOUNDS PER GAME

13.20	Cheyenne Parker, High Point	2012-13
12.21	Cheyenne Parker, High Point	2011-12
11.55	Avery Warley, Liberty	2011-12
11.54	Kate Sanford, Charleston Southern	1998-99
11.42	Wendy Johnson, Liberty	1991-92
11.30	Regina McKeithan, Campbell	1986-87
11.10	Schaquilla Nunn, Winthrop	2014-15
11.03	Katie Feenstra, Liberty	2003-04
11.00	Avery Warley, Liberty	2010-11
10.89	Eunice French, UMBC	1994-95

ASSISTS

224	Dequesha McClanahan, Winthrop	2011-12
218	Dequesha McClanahan, Winthrop	2013-14
207	Stephanie Howard, Radford	1988-89
206	Julie Skinner, Campbell	1987-88
204	Stephanie Howard, Radford	1987-88
194	Dominique Hudson, Gardner-Webb	2010-11
192	Dequesha McClanahan, Winthrop	2012-13
188	Tra'Dayja Smith, Longwood	2019-20
184	Shonta Tabourn, Campbell	1991-92
181	Jayne Chikos, Elon	2001-02

ASSISTS PER GAME

7.36	Julie Skinner, Campbell	1987-88
7.23	Dequesha McClanahan, Winthrop	2011-12
7.03	Stephanie Howard, Radford	1987-88
6.77	Shonta Tabourn, Campbell	1992-93
6.70	Jayne Chikos, Elon	2001-02
6.64	Julie Skinner, Campbell	1986-87
6.61	Dequesha McClanahan, Winthrop	2013-14
6.57	Shonta Tabourn, Campbell	1991-92
6.48	Tra'Dayja Smith, Longwood	2019-20
6.47	Stephanie Howard, Radford	1988-89

STEALS

125	Ashley Bates, Hampton	2018-19
121	Julie Skinner, Campbell	1987-88
108	Stephanie Howard, Radford	1987-88
106	Johnette Walker, Radford	2007-08
105	Julie Skinner, Campbell	1986-87
104	Stephanie Howard, Radford	1988-89
104	Shannan Wilkey, Radford	1993-94
103	Shanta Tabourn, Campbell	1992-93
100	Ashley Bates, Hampton	2019-20
99	Cheri McNeil, Coastal Carolina	1999-00
99	Tonisha Baker, Campbell	2012-13

BLOCKED SHOTS

133	Cheyenne Parker, High Point	2012-13
121	Cheyenne Parker, High Point	2011-12
109	Schaquilla Nunn, Winthrop	2014-15
98	Kelli Darden, Radford	2007-08
97	Schaquilla Nunn, Winthrop	2012-13
96	Stacia Robertson, High Point	2014-15
91	Mackenzie Maier, High Point	2009-10
85	Kelli Darden, Radford	2006-07
84	Mackenzie Maier, High Point	2008-09
84	Mackenzie Maier, High Point	2010-11

MINUTES PLAYED

1,231	Dequesha McClanahan, Winthrop	2013-14
1,196	Dequesha McClanahan, Winthrop	2012-13
1,192	Johnette Walker, Radford	2007-08
1,189	Destinee Walker, Radford	2018-19
1,167	Cortney Storey, Presbyterian	2017-18
1,159	Khiana Johnson, Radford	2018-19
1,147	Jessica Wall, UNC Asheville	2017-18
1,146	Shamia Brown, High Point	2011-12
1,143	Taleia Moton, Radford	2007-08
1,142	Cortney Storey, Presbyterian	2016-17

GAMES PLAYED

36 seven players tied with

To be ranked, a player must appear in 75% of her team's games



WOMEN'S BASKETBALL SEASON RECORDS - TEAM

POINTS SCORED

2,527	Radford	1988-89
2,418	Liberty	2012-13
2,394	High Point	2013-14
2,341	Radford	2007-08
2,334	Liberty	2004-05
2,323	Liberty	2011-12
2,318	Radford	1987-88
2,301	Campbell	1987-88
2,294	High Point	2011-12
2,293	Liberty	2007-08

SCORING OFFENSE

82.2	Campbell	1987-88
79.9	Radford	1987-88
79.0	Radford	1988-89
77.7	Campbell	1986-87
77.4	Radford	1991-92
76.4	Radford	1995-96
75.7	UNC Greensboro	1996-97
74.6	Charleston Southern	1987-88
73.9	Radford	1997-98
73.8	UNC Greensboro	1995-96
73.8	Liberty	1997-98

FEWEST POINTS ALLOWED

1,518	Campbell	2019-20
1,534	UNC Asheville	2003-04
1,538	Campbell	2016-17
1,556	Campbell	2017-18
1,562	Coastal Carolina	2007-08
1,572	UMBC	1994-95
1,593	Coastal Carolina	2004-05
1,597	Coastal Carolina	2005-06
1,598	Augusta	1987-88
1,611	Presbyterian	2014-15

SCORING DEFENSE

49.6	Campbell	2016-17
50.0	Liberty	2009-10
51.9	Campbell	2017-18
52.0	Presbyterian	2014-15
52.3	Campbell	2019-20
52.6	Liberty	2008-09
52.9	Radford	2017-18
53.3	Radford	2015-16
53.5	Presbyterian	2013-14
53.8	Presbyterian	2015-16

SCORING MARGIN

+17.2	Liberty	2009-10
+16.8	Liberty	2007-08
+16.1	Campbell	1987-88
+16.1	Liberty	1997-98
+16.0	Liberty	2012-13
+15.8	Liberty	2004-05
+15.7	Radford	1988-89
+15.4	Liberty	2002-03
+12.8	Liberty	2011-12
+12.5	Liberty	2003-04

FIELD GOALS

1,020	Radford	1988-89
930	Campbell	1987-88
928	Radford	1987-88
875	Radford	1986-87
865	Liberty	2004-05
856	Liberty	2012-13
850	High Point	2013-14
848	Radford	1995-96
845	Campbell	1986-87
841	Radford	1991-92
841	High Point	2018-19

FIELD GOAL ATTEMPTS

2,342	Radford	1988-89
2,132	Radford	1987-88
2,101	Winthrop	2012-13
2,089	High Point	2013-14
2,077	Radford	2007-08
2,075	High Point	2011-12
2,052	Gardner-Webb	2010-11
2,044	Campbell	2018-19
2,021	Winthrop	2013-14
2,010	Winthrop	2011-12

FIELD GOAL PERCENTAGE

49.6	UNCG (813-1640)	1993-94
48.2	Campbell (825-1711)	1990-91
48.2	Liberty (837-1737)	2009-10
47.8	Augusta (716-1496)	1986-87
47.7	Campbell (930-1950)	1987-88
47.3	UNCG (804-1698)	1992-93
46.9	Liberty (865-1845)	2004-05
46.7	Winthrop (771-1651)	1988-89
45.9	Radford (875-1906)	1986-87
45.9	Liberty (816-1778)	2007-08

THREE-POINT FIELD GOALS

305	High Point	2019-20
295	Charleston Southern	2011-12
276	Presbyterian	2017-18
263	Charleston Southern	2009-10
260	Charleston Southern	2008-09
246	Charleston Southern	2010-11
239	Campbell	2018-19
236	Winthrop	2011-12
218	Charleston Southern	2013-14
217	Presbyterian	2015-16

THREE-POINT FIELD GOAL ATTEMPTS

917	High Point	2019-20
858	Charleston Southern	2009-10
854	Charleston Southern	2011-12
851	Presbyterian	2017-18
790	Campbell	2018-19
781	Charleston Southern	2008-09
773	Charleston Southern	2010-11
750	Charleston Southern	2013-14
739	Winthrop	2011-12
724	Longwood	2012-13

THREE-POINT FIELD GOAL PERCENTAGE

44.2	Charleston So. (88-199)	1987-88
39.4	Charleston So. (123-312)	1988-89
38.0	Presbyterian (139-366)	2012-13
37.7	UNC Greensboro (55-146)	1992-93
37.1	Radford (129-348)	1997-98
36.9	Gardner-Webb (169-458)	2009-10
36.5	Campbell (19-52)	1988-89
36.5	UNC Greensboro (38-104)	1993-94
36.0	Radford (107-297)	1987-88
35.7	UNC Asheville (81-227)	1996-97
35.7	High Point (199-558)	2016-17

THREE-POINT FIELD GOALS PER GAME

10.52	High Point	2019-20
9.22	Charleston Southern	2011-12
9.20	Presbyterian	2017-18
8.67	Charleston Southern	2008-09
8.48	Charleston Southern	2009-10
8.20	Charleston Southern	2010-11
7.61	Winthrop	2011-12
7.38	Gardner-Webb	2019-20
7.31	Campbell	2019-20
7.29	Coastal Carolina	2002-03

FREE THROWS

608	Radford	2007-08
570	Liberty	1997-98
555	Radford	1993-94
533	Liberty	2012-13
531	UNC Greensboro	1994-95
528	Liberty	2011-12
525	Liberty	2007-08
524	Liberty	1996-97
519	UNC Asheville	2006-07
518	Radford	1992-93

FREE THROW ATTEMPTS

885	Radford	2007-08
820	Radford	1993-94
802	UNC Asheville	2006-07
798	UNC Greensboro	1994-95
796	Liberty	1996-97
795	Liberty	1997-98
792	Gardner-Webb	2014-15
785	Liberty	2011-12
768	Gardner-Webb	2013-14
763	UNC Greensboro	1996-97

FREE THROW PERCENTAGE

76.4	Coastal Carolina (398-521)	1999-00
76.3	Presbyterian (312-409)	2017-18
75.4	Charleston So. (507-672)	1995-96
75.3	High Point (403-535)	2016-17
74.9	UNC Asheville (447-597)	1995-96
74.9	High Point (364-486)	2015-16
74.8	Longwood (363-485)	2019-20
74.5	Liberty (474-636)	2014-15
74.3	Gardner-Webb (401-540)	2019-20
74.2	Radford (392-528)	2003-04
74.2	Coastal Carolina (452-609)	2013-14

FIELD GOAL DEFENSE

32.8	Liberty (633-1931)	2004-05
33.3	Radford (593-1780)	2015-16
33.7	Liberty (653-1936)	2012-13
33.8	Liberty (621-1836)	2003-04
33.9	Winthrop (610-1800)	2007-08
34.1	Liberty (616-1808)	2007-08
34.3	Radford (692-2016)	2018-19
34.4	Liberty (583-1697)	2002-03
34.4	Liberty (688-1999)	2011-12
34.5	Liberty (616-1785)	2008-09
34.5	Gardner-Webb (604-1752)	2012-13

THREE-POINT DEFENSE

23.0	Liberty (47-204)	1993-94
23.6	Liberty (96-406)	1997-98
23.8	Towson State (45-189)	1992-93
24.9	UMBC (48-193)	1992-93
24.9	UNC Asheville (96-385)	2003-04
25.3	UNC Asheville (41-162)	1993-94
25.3	Liberty (153-604)	2007-08
25.5	Radford (138-542)	2018-19
26.2	Presbyterian (103-393)	2010-11
26.4	Elon (107-406)	2000-01
26.4	UNC Asheville (115-435)	2007-08

REBOUNDS

1,621	Liberty	2012-13
1,562	Liberty	2011-12
1,473	Liberty	2004-05
1,458	Liberty	2015-16
1,447	Radford	2018-19
1,445	Liberty	2014-15
1,444	Liberty	2010-11
1,436	Radford	1988-89
1,431	Campbell	2018-19
1,423	Liberty	2003-04

REBOUND MARGIN

+16.9	Liberty	2012-13
+15.6	Liberty	2011-12
+15.2	Liberty	2013-14
+13.9	Liberty	2009-10
+13.8	Liberty	2004-05
+12.8	Liberty	2010-11
+12.6	Liberty	2008-09
+11.7	Liberty	2003-04
+11.3	Liberty	2002-03
+10.7	Liberty	2006-07

ASSISTS

559	UNC Greensboro	1994-95
537	Campbell	1987-88
527	UNC Greensboro	1993-94
525	UNC Greensboro	1992-93
518	Liberty	2004-05
509	Radford	1988-89
504	High Point	2018-19
503	Campbell	2013-14
500	Campbell	2011-12
496	Liberty	2012-13

ASSISTS PER GAME

19.18	Campbell	1987-88
18.17	UNC Greensboro	1993-94
18.10	UNC Greensboro	1992-93
18.03	UNC Greensboro	1994-95
17.04	Campbell	1986-87
16.97	Campbell	1990-91
16.93	Campbell	1988-89
16.67	Campbell	2011-12
16.56	Coastal Carolina	1995-96
16.46	Charleston Southern	1986-87

STEALS

442	Radford	1988-89
423	Radford	2007-08
391	Coastal Carolina	1999-00
384	Radford	1987-88
383	High Point	2002-03
377	Liberty	2009-10
376	Radford	2011-12
371	Campbell	2012-13
370	Hampton	2018-19
365	Birmingham-Southern	2004-05
365	Radford	2010-11
365	Gardner-Webb	2018-19

STEALS PER GAME

13.81	Radford	1988-89
13.24	Radford	1987-88
13.04	Birmingham-Southern	2004-05
13.03	Coastal Carolina	1999-00
12.77	High Point	2002-03
12.75	Campbell	1987-88
12.64	Towson State	1993-94
12.57	Coastal Carolina	1998-99
12.33	Campbell	1986-87
12.33	Hampton	2018-19

BLOCKED SHOTS

241	High Point	2012-13
208	High Point	2010-11
196	Radford	2007-08
176	Longwood	2019-20
175	High Point	2011-12
173	Winthrop	2014-15
173	Radford	2015-16
171	High Point	2009-10
166	Gardner-Webb	2010-11
165	Liberty	2001-02
165	High Point	2008-09

BLOCKED SHOTS PER GAME

8.03	High Point	2012-13
6.71	High Point	2010-11
5.87	Longwood	2019-20
5.77	Winthrop	2014-15
5.60	Radford	2007-08
5.59	Radford	2015-16
5.52	High Point	2009-10
5.32	Liberty	2001-02
5.32	High Point	2008-09
5.30	High Point	2011-12

GAMES PLAYED

36	Campbell	2018-19
35	Radford	2007-08
34	Gardner-Webb	2010-11
34	Liberty	2012-13
34	UNC Asheville	2016-17
34	Liberty	2017-18

OVERALL WINS

28	Liberty (28-1)	1997-98
28	Liberty (28-4)	2007-08
28	Gardner-Webb (28-5)	2009-10
27	Liberty (27-6)	2009-10
27	Liberty (27-7)	2012-13
26	Liberty (26-4)	2002-03
26	Liberty (26-7)	2004-05
26	Liberty (26-7)	2014-15
26	UNC Asheville (26-7)	2015-16
26	Radford (26-7)	2018-19

BIG SOUTH WINS

19	Liberty (19-1)	2014-15
17	Radford (17-1)	2018-19
16	Liberty (16-2)	2011-12
16	Liberty (16-2)	2012-13
16	High Point (16-4)	2013-14
16	UNC Asheville (16-4)	2015-16
16	Liberty (16-2)	2017-18
16	Campbell (16-4)	2019-20
15	Liberty (15-1)	2008-09
15	Gardner-Webb (15-1)	2009-10
15	Liberty (15-5)	2013-14
15	Winthrop (15-5)	2013-14
15	Liberty (15-5)	2015-16
15	Radford (15-3)	2017-18
15	High Point (15-3)	2018-19
15	Radford (15-5)	2019-20

MOST POINTS SCORED

All Games

- 44 Camryn Brown, High Point vs. Winthrop (2-1-20)
- 42 Stephanie Howard, Radford vs. Charleston Southern (2-21-87)
- 41 Stephanie Howard, Radford vs. Virginia Tech (2-10-88)

Big South Games

- 44 Camryn Brown, High Point vs. Winthrop (2-1-20)
- 42 Stephanie Howard, Radford vs. Charleston Southern (2-21-87)
- 40 Nikki Reddick, Coastal Carolina vs. Radford (2-1-03)
- 40 Katie Feenstra, Liberty vs. Winthrop (2-3-04)

MOST FIELD GOALS

All Games

- 18 Schaquilla Nunn, Winthrop vs. Gallaudet (11-15-14)
- 18 Sonora Dengokl, UNC Asheville at USC Upstate (1-15-19)
- 17 Stephanie Howard, Radford vs. Charleston Southern (2-21-87)
- 17 Katie Feenstra, Liberty vs. Winthrop (2-3-04)

Big South Games

- 18 Sonora Dengokl, UNC Asheville at USC Upstate (1-15-19)
- 17 Stephanie Howard, Radford vs. Charleston Southern (2-21-87)
- 17 Katie Feenstra, Liberty vs. Winthrop (2-3-04)

MOST FIELD GOAL ATTEMPTS

All Games

- 36 Stephanie Howard, Radford vs. San Diego State (3-23-89)
- 34 Dequesha McClanahan, Winthrop vs. UNC Asheville (2-13-12)
- 33 Kaylah Keys, High Point vs. Davidson (11-24-15)

Big South Games

- 34 Dequesha McClanahan, Winthrop vs. UNC Asheville (2-13-12)
- 32 Dequesha McClanahan, Winthrop vs. Charleston Southern (3-2-12)
- 31 Regina McKeithan, Campbell vs. Charleston Southern (1-16-88)

HIGHEST FIELD GOAL PERCENTAGE (min. 10 made)

All Games

- 100.0 Janayla White (12-12), Radford vs. Longwood (2-20-18)
- 100.0 Stephanie Howard (10-10), Radford vs. Charleston Southern (2-10-88)
- 100.0 Bronaza Fitzgerald (10-10), UNC Asheville at High Point (2-11-18)

Big South Games

- 100.0 Janayla White (12-12), Radford vs. Longwood (2-20-18)
- 100.0 Stephanie Howard (10-10), Radford vs. Charleston Southern (2-10-88)
- 100.0 Bronaza Fitzgerald (10-10), UNC Asheville at High Point (2-11-18)

MOST THREE-POINT FIELD GOALS

All Games

- 10 Nikki Reddick, Coastal Carolina at Winthrop (2-15-03)
- 10 Diana Choibekova, Winthrop vs. Gardner-Webb (1-16-12)
- 10 Diana Choibekova, Winthrop vs. UNC Asheville (3-2-13)
- 10 Camryn Brown, High Point vs. Winthrop (2-1-20)

Big South Games

- 10 Nikki Reddick, Coastal Carolina at Winthrop (2-15-03)
- 10 Diana Choibekova, Winthrop vs. Gardner-Webb (1-16-12)
- 10 Diana Choibekova, Winthrop vs. UNC Asheville (3-2-13)
- 10 Camryn Brown, High Point vs. Winthrop (2-1-20)

MOST THREE-POINT FIELD GOAL ATTEMPTS

All Games

- 23 Diana Choibekova, Winthrop vs. Liberty (1-23-12)
- 22 Nikki Reddick, Coastal Carolina at Winthrop (2-15-03)
- 20 Ayana Avery, Radford vs. Campbell (1-25-14)

Big South Games

- 23 Diana Choibekova, Winthrop vs. Liberty (1-23-12)
- 22 Nikki Reddick, Coastal Carolina at Winthrop (2-15-03)
- 20 Ayana Avery, Radford vs. Campbell (1-25-14)

HIGHEST THREE-POINT FIELD GOAL PERCENTAGE (min. 7 made)

All Games

- 87.5 Kat Harris (7-8), High Point vs. UAB (12-3-17)
- 87.5 Makaila Wilson (7-8), Radford vs. USC Upstate (2-25-20)
- 77.8 Lacey Lyons (7-9), Winthrop vs. Southern Wesleyan (12-28-10)
- 77.8 Kacie Hall (7-9), Presbyterian at Hampton (2-5-19)
- 77.8 Savannah Plentovich (7-9), Gardner-Webb vs. Radford (1-25-20)

Big South Games

- 87.5 Makaila Wilson (7-8), Radford vs. USC Upstate (2-25-20)
- 77.8 Kacie Hall (7-9), Presbyterian at Hampton (2-5-19)
- 77.8 Savannah Plentovich (7-9), Gardner-Webb vs. Radford (1-25-20)

MOST FREE THROWS

All Games

- 19 Regina McKeithan, Campbell vs. Winthrop (1-27-87)
- 19 Debbie Born, Augusta vs. Charleston Southern (2-4-91)
- 19 Nikki Reddick, Coastal Carolina at Charleston Southern (3-1-03)

Big South Games

- 19 Regina McKeithan, Campbell vs. Winthrop (1-27-87)
- 19 Debbie Born, Augusta vs. Charleston Southern (2-4-91)
- 19 Nikki Reddick, Coastal Carolina at Charleston Southern (3-1-03)

MOST FREE THROW ATTEMPTS

All Games

- 24 Debbie Born, Augusta vs. Radford (3-8-91)
- 22 six times, last by Tonisha Jackson, AVL vs. High Point (2-1-03)

Big South Games

- 22 Jodi Wingrove, Winthrop vs. Coastal Carolina (1-27-90)
- 22 Debbie Born, Augusta vs. Charleston Southern (2-4-91)
- 22 Kim Lewis, Coastal Carolina vs. Campbell (2-17-92)
- 22 Nikki Reddick, Coastal Carolina vs. High Point (1-12-02)
- 22 Tonisha Jackson, UNC Asheville vs. High Point (2-1-03)

HIGHEST FREE THROW PERCENTAGE (min. 15 made)

All Games

- 100.0 Chrissy Kelly (16-16), Charleston Southern vs. UMBC (1-16-93)
- 100.0 Lisa Allison (15-15), Campbell vs. Drexel (12-30-92)
- 100.0 Riley Popplewell (15-15), USC Upstate vs. Longwood (1-11-20)

Big South Games

- 100.0 Chrissy Kelly (16-16), Charleston Southern vs. UMBC (1-16-93)
- 100.0 Riley Popplewell (15-15), USC Upstate vs. Longwood (1-11-20)

MOST REBOUNDS

All Games

- 28 Kelli Riles, UNC Asheville vs. USC Upstate (11-30-11)
- 24 Kelli Riles, UNC Asheville vs. Winston-Salem State (11-12-11)
- 23 five times, last by Brooke Jordan-Brown, Asheville vs. PC (12-28-19)

Big South Games

- 23 Jennifer Grant, Radford vs. Coastal Carolina (2-5-00)
- 23 Avery Warley, Liberty vs. Charleston Southern (2-11-12)
- 23 Brooke Jordan-Brown, UNC Asheville vs. Presbyterian (12-28-19)

MOST ASSISTS

All Games

- 18 Yolanda Brown, Charleston Southern vs. UNC Asheville (2-12-86)
- 18 Karen Bowles, Radford vs. Campbell (1-25-88)
- 17 Stephanie Howard, Radford vs. Charleston Southern (1-9-88)

Big South Games

- 18 Yolanda Brown, Charleston Southern vs. UNC Asheville (2-12-86)
- 18 Karen Bowles, Radford vs. Campbell (1-25-88)
- 17 Stephanie Howard, Radford vs. Charleston Southern (1-9-88)

MOST STEALS

All Games

- 10 Julie Skinner, Campbell vs. Charlotte (1-31-87)
- 10 Sheila Bailey, Winthrop vs. UNC Asheville (2-20-90)
- 10 Tanya Belair, Towson State vs. Winthrop (12-17-93)
- 10 Jayme Chikos, Elon vs. Averett (12-1-99)
- 10 Jayme Chikos, Elon vs. Greensboro College (1-7-00)
- 10 Narelle Henry, High Point vs. Arkansas-Little Rock (11-24-01)
- 10 Aliyah Kilpatrick, Winthrop at College of Charleston (12-22-15)

Big South Games

- 10 Sheila Bailey, Winthrop vs. UNC Asheville (2-20-90)
- 10 Tanya Belair, Towson State vs. Winthrop (12-17-93)
- 9 Stephanie Howard, Radford vs. Augusta (2-12-87)
- 9 Katie Tull, Charleston Southern vs. Winthrop (3-7-11)
- 9 Erin Reynolds, High Point vs. Coastal Carolina (1-21-12)

MOST BLOCKED SHOTS

All Games

- 10 Tammy Jones, Winthrop vs. Coastal Carolina (2-11-92)
- 10 Mackenzie Maier, High Point at Campbell (12-1-10)
- 10 Cheyenne Parker, High Point at Winthrop (1-28-12)
- 10 Schaquilla Nunn, Winthrop vs. Mississippi State (11-20-12)

Big South Games

- 10 Tammy Jones, Winthrop vs. Coastal Carolina (2-11-92)
- 10 Cheyenne Parker, High Point at Winthrop (1-28-12)
- 9 Mackenzie Maier, High Point vs. UNC Asheville (3-6-11)
- 9 Schaquilla Nunn, Winthrop vs. Liberty (1-20-15)

MOST POINTS SCORED

All Games

- 127 Winthrop vs. Southern Virginia (11-24-03)
- 125 High Point vs. Emory & Henry (11-16-08)
- 122 Campbell vs. St. Andrews (11-5-19)

Big South Games

- 111 Radford vs. Charleston Southern (1-9-88)
- 106 High Point vs. UNC Asheville (3-6-11)
- 104 High Point at Hampton (3-2-19)

FEWEST POINTS ALLOWED

All Games

- 15 Coastal Carolina vs. Mid-Atlantic Christian (11-13-15)
- 18 Liberty at Winthrop (2-15-10)
- 19 Liberty vs. Virginia Union (11-16-10)

Big South Games

- 18 Liberty at Winthrop (2-15-10)
- 23 Radford vs. Charleston Southern (2-26-90)
- 24 Liberty at Charleston Southern (2-19-05)

MOST COMBINED POINTS

All Games

- 202 High Point (104) at Hampton (98), 3-2-19
- 200 Campbell (94) vs. UNC Wilmington (106), 1-31-90
- 192 Charleston Southern (97) vs. North Texas (95), 11-29-08

Big South Games

- 202 High Point (104) at Hampton (98), 3-2-19
- 190 Coastal Carolina (96) vs. Radford (94), 2-1-03
- 181 Augusta (97) vs. UNC Asheville (84), 1-29-91

MOST FIELD GOALS

All Games

- 56 Winthrop vs. Southern Virginia (11-24-03)
- 50 Winthrop vs. Gallaudet (11-15-14)
- 50 Gardner-Webb vs. Montreat (11-18-14)

Big South Games

- 44 Radford vs. Charleston Southern (1-9-88)
- 41 UNC Greensboro vs. UNC Asheville (2-11-94)
- 40 UNC Asheville vs. Charleston Southern (2-24-90)

MOST FIELD GOAL ATTEMPTS

All Games

- 98 High Point vs. N.C. Wesleyan (11-10-17)
- 95 Hampton vs. Mid-Atlantic Christian (12-15-18)
- 94 Radford at Coastal Carolina (2-1-03)

Big South Games

- 94 Radford at Coastal Carolina (2-1-03)
- 84 Radford vs. UNC Asheville (12-1-90)
- 84 Liberty vs. Towson State (2-11-93)

HIGHEST FIELD GOAL PERCENTAGE

All Games

- 72.2 Radford (39-54) vs. Presbyterian (1-20-18)
- 71.9 UNC Greensboro (41-57) vs. UNC Asheville (2-11-94)
- 70.2 Liberty (33-47) at Charleston Southern (2-23-09)

Big South Games

- 72.2 Radford (39-54) vs. Presbyterian (1-20-18)
- 71.9 UNC Greensboro (41-57) vs. UNC Asheville (2-11-94)
- 70.2 Liberty (33-47) at Charleston Southern (2-23-09)

MOST THREE-POINT FIELD GOALS

All Games

- 20 High Point vs. Winthrop (2-1-20)
- 19 Campbell vs. St. Andrews (11-5-19)
- 18 Charleston Southern at UNC Asheville (2-19-11)
- 18 High Point vs. UNC Asheville (3-6-11)

Big South Games

- 20 High Point vs. Winthrop (2-1-20)
- 18 Charleston Southern at UNC Asheville (2-19-11)
- 18 High Point vs. UNC Asheville (3-6-11)

MOST THREE-POINT FIELD GOAL ATTEMPTS

All Games

- 48 Charleston Southern at North Carolina (11-29-09)
- 46 High Point at Winthrop (12-31-19)
- 45 Presbyterian vs. Charleston Southern (1-30-18)
- 45 High Point at UNC Greensboro (12-21-19)

Big South Games

- 46 High Point at Winthrop (12-31-19)
- 45 Presbyterian vs. Charleston Southern (1-30-18)
- 43 Campbell vs. Charleston Southern (1-21-20)
- 43 High Point vs. Winthrop (2-1-20)

HIGHEST THREE-POINT FIELD GOAL PERCENTAGE (min. 10 made)

All Games

- 71.4 Liberty (10-14) vs. Winthrop (3-8-05)
- 71.4 Liberty (10-14) vs. Charleston Southern (2-18-08)
- 71.4 Radford (10-14) at High Point (1-23-14)
- 71.4 Gardner-Webb (10-14) at Mount St. Mary's (12-17-17)

Big South Games

- 71.4 Liberty (10-14) vs. Charleston Southern (2-18-08)
- 71.4 Radford (10-14) at High Point (1-23-14)
- 68.8 UNC Asheville (11-16) vs. Longwood (1-22-19)

MOST FREE THROWS

All Games

- 47 Campbell vs. Radford (2-3-92)
- 41 Winthrop vs. Furman (12-2-89)
- 39 Campbell vs. Winthrop (1-21-87)

Big South Games

- 47 Campbell vs. Radford (2-3-92)
- 39 Campbell vs. Winthrop (1-21-87)
- 35 UNC Asheville vs. Winthrop (2-17-07)

MOST FREE THROW ATTEMPTS

All Games

- 61 Winthrop vs. Furman (12-2-89)
- 59 Campbell vs. Radford (2-3-92)
- 51 four times, last by Coastal Carolina vs. IPFW (11-25-14)

Big South Games

- 59 Campbell vs. Radford (2-3-92)
- 51 Campbell vs. Winthrop (1-21-87)
- 51 Gardner-Webb vs. Coastal Carolina (1-9-12)

HIGHEST FREE THROW PERCENTAGE (min. 20 made)

All Games

- 100.0 UNC Asheville (23-23) vs. Winthrop (3-5-10)
- 100.0 Hampton (22-22) at Longwood (2-15-20)
- 100.0 Hampton (21-21) vs. Presbyterian (2-5-19)

Big South Games

- 100.0 UNC Asheville (23-23) vs. Winthrop (3-5-10)
- 100.0 Hampton (22-22) at Longwood (2-15-20)
- 100.0 Hampton (21-21) vs. Presbyterian (2-5-19)

MOST REBOUNDS

All Games

- 72 Charleston Southern vs. Southern Virginia (1-12-04)
- 72 Liberty vs. Glenville State (12-10-11)
- 71 Radford at Coastal Carolina (2-1-03)
- 71 Gardner-Webb vs. Montreat (11-18-14)

Big South Games

- 71 Radford at Coastal Carolina (2-1-03)
- 65 Liberty vs. Gardner-Webb (2-12-11)
- 65 UNC Asheville vs. Longwood (2-5-15)

MOST ASSISTS

All Games

- 37 Winthrop vs. Southern Virginia (11-24-03)
- 33 Liberty vs. Virginia Union (11-30-07)
- 33 Winthrop vs. Gallaudet (11-15-14)

Big South Games

- 31 Coastal Carolina vs. Charleston Southern (3-4-92)
- 30 UNC Greensboro vs. Winthrop (2-17-93)
- 30 High Point vs. UNC Asheville (3-6-11)

MOST STEALS

All Games

- 29 Coastal Carolina vs. Southern Virginia (11-13-09)
- 26 Winthrop vs. Southern Virginia (11-25-02)
- 26 Winthrop vs. Converse (12-14-02)
- 26 UNC Asheville vs. Charleston Southern (1-23-07)

Big South Games

- 26 UNC Asheville vs. Charleston Southern (1-23-07)
- 25 Radford vs. UNC Asheville (2-24-96)
- 25 Radford vs. Liberty (12-31-11)

MOST BLOCKED SHOTS

All Games

- 16 High Point at Campbell (12-1-10)
- 15 High Point vs. Radford (3-4-11)
- 15 Gardner-Webb vs. Montreat (11-18-14)

Big South Games

- 15 High Point vs. Radford (3-4-11)
- 14 High Point vs. UNC Asheville (3-6-11)
- 13 six times, last by Winthrop vs. Longwood (1-2-16)

WOMEN'S BASKETBALL ANNUAL LEADERS - INDIVIDUAL



POINTS SCORED	GP	PTS
1986-87 Regina McKeithan, Campbell	27	578
1987-88 Stephanie Howard, Radford	29	657
1988-89 Stephanie Howard, Radford	32	660
1989-90 Debbie Born, Augusta	29	598
1990-91 TAMMY BROWN, Campbell	29	693
1991-92 Patrina Toney, Radford	29	619
1992-93 Vickie Henson, UNC Greensboro	29	488
1993-94 Shannan Wilkey, Radford	30	640
1994-95 Chrissy Kelly, Charleston Southern	28	520
1995-96 Chrissy Kelly, Charleston Southern	28	451
1996-97 Elena Kisseleva, Liberty	30	648
1997-98 Elena Kisseleva, Liberty	29	592
1998-99 Elena Kisseleva, Liberty	29	546
1999-00 Sharon Wilkerson, Liberty	31	431
2000-01 Brooke Weisbrod, Coastal Carolina	27	531
2001-02 Nikki Reddick, Coastal Carolina	29	621
2002-03 Nikki Reddick, Coastal Carolina	27	560
2003-04 Katie Feenstra, Liberty	32	674
2004-05 Katie Feenstra, Liberty	32	569
2005-06 Katie O'Dell, High Point	29	416
2006-07 Alisha Dill, Coastal Carolina	29	652
2007-08 Megan Frazee, Liberty	32	595
2008-09 Megan Frazee, Liberty	25	496
2009-10 Devon Brown, Liberty	33	566
2010-11 Katie Tull, Charleston Southern	30	481
2011-12 Dequesha McClanahan, Winthrop	31	653
2012-13 Dequesha McClanahan, Winthrop	33	652
2013-14 Dequesha McClanahan, Winthrop	33	586
2014-15 AJ Jordan, Coastal Carolina	30	507
2015-16 Kaylah Keys, High Point	31	468
2016-17 Erica Williams, Winthrop	31	504
2017-18 Courtney Storey, Presbyterian	30	482
2018-19 Ashley Bates, Hampton	29	506
2019-20 Kyla McMakin, Longwood	30	565

REBOUNDS	GP	REB
1986-87 Regina McKeithan, Campbell	27	305
1987-88 Regina McKeithan, Campbell	28	281
1988-89 Rhonda Grant, Coastal Carolina	26	275
1989-90 Tammy Brown, Campbell	28	272
1990-91 Tammy Brown, Campbell	29	282
1991-92 Wendy Johnson, Liberty	26	297
1992-93 Stephanie Finley, Winthrop	27	253
1993-94 Danielle Barry, Towson State	28	243
1994-95 Eunice French, UMBC	27	294
1995-96 Monica Logan, UMBC	27	231
1996-97 Monica Logan, UMBC	27	289
1997-98 Kate Sanford, Charleston Southern	28	270
1998-99 Kate Sanford, Charleston Southern	28	322
1999-00 Kate Sanford, Charleston Southern	28	271
2000-01 Michelle Fricke, Liberty	29	239
2001-02 Jessica Guarnieri, UNC Asheville	28	274
2002-03 Katie Feenstra, Liberty	28	254
2003-04 Katie Feenstra, Liberty	32	353
2004-05 Katie Feenstra, Liberty	32	331
2005-06 Karolina Piotrkiewicz, Liberty	31	245
2006-07 Megan Frazee, Liberty	31	264
2007-08 Megan Frazee, Liberty	32	303
2008-09 Ashley Fann, Winthrop	32	269
2009-10 Lindsey Montgomery, UNC Asheville	27	294
2010-11 Avery Warley, Liberty	33	363
2011-12 CHEYENNE PARKER, High Point	33	403
2012-13 Cheyenne Parker, High Point	30	396
2013-14 Catrina Green, Gardner-Webb	30	326
2014-15 Schaquilla Nunn, Winthrop	30	333
2015-16 Janayla White, Radford	29	289
2016-17 KJ Weaver, UNC Asheville	34	266
2017-18 Bronaza Fitzgerald, UNC Asheville	32	319
2018-19 Lydia Rivers, Radford	30	310
2019-20 Brooke Jordan-Brown, UNC Asheville	30	314

FIELD GOALS	GP	FGM
1986-87 Stephanie Howard, Radford	25	222
1987-88 Kim Segars, Winthrop	29	249
1988-89 Stephanie Howard, Radford	32	254
1989-90 Tammy Brown, Campbell	28	207
1990-91 Tammy Brown, Campbell	29	269
1991-92 Laurie Hood, Campbell	28	252
1992-93 Vickie Henson, UNC Greensboro	29	199
1993-94 Shannan Wilkey, Radford	30	242
1994-95 Alisa Moore, UNC Greensboro	31	184
1995-96 Dede Logemann, Radford	29	155
1996-97 Elena Kisseleva, Liberty	30	214
1997-98 Elena Kisseleva, Liberty	29	190
1998-99 Elena Kisseleva, Liberty	29	189
1999-00 Sharon Wilkerson, Liberty	31	159
2000-01 Brooke Weisbrod, Coastal Carolina	27	188
2001-02 Nikki Reddick, Coastal Carolina	29	195
2002-03 Nikki Reddick, Coastal Carolina	27	171
2003-04 KATIE FEENSTRA, Liberty	32	291
2004-05 Katie Feenstra, Liberty	32	230
2005-06 Katie O'Dell, High Point	29	155
2006-07 Keena Wicker, Charleston Southern	30	212
2007-08 Megan Frazee, Liberty	32	212
2008-09 Megan Frazee, Liberty	25	185
2009-10 Devon Brown, Liberty	33	208
2010-11 Monique Hudson, Gardner-Webb	34	163
2011-12 Dequesha McClanahan, Winthrop	31	230
2012-13 Dequesha McClanahan, Winthrop	33	237
2013-14 AJ Jordan, Coastal Carolina	31	213
2014-15 AJ Jordan, Coastal Carolina	30	207
2015-16 Kaylah Keys, High Point	31	167
2016-17 Erica Williams, Winthrop	31	191
2017-18 Alexis Hill, Gardner-Webb	32	180
2018-19 Emma Bockrath, High Point	31	187
2019-20 Kyla McMakin, Longwood	30	205

SCORING AVERAGE	GP	PTS	AVG
1986-87 Regina McKeithan, Campbell	27	578	21.4
1987-88 Regina McKeithan, Campbell	28	655	23.4
1988-89 Stephanie Howard, Radford	32	660	20.6
1989-90 Debbie Born, Augusta	29	598	20.6
1990-91 TAMMY BROWN, Campbell	29	693	23.9
1991-92 Patrina Toney, Radford	29	619	21.3
1992-93 Shannan Wilkey, Radford	28	485	17.3
1993-94 Shannan Wilkey, Radford	30	640	21.3
1994-95 Trinette Tucker, Towson State	21	404	19.2
1995-96 Vicki Giffin, UNC Asheville	27	435	16.1
1996-97 Chrissy Kelly, Charleston Southern	28	451	16.1
1997-98 Elena Kisseleva, Liberty	30	648	21.6
1998-98 Elena Kisseleva, Liberty	29	592	20.4
1998-99 Elena Kisseleva, Liberty	29	546	18.8
1999-00 Cheri McNeil, Coastal Carolina	29	409	14.1
2000-01 Brooke Weisbrod, Coastal Carolina	27	531	19.7
2001-02 Nikki Reddick, Coastal Carolina	29	621	21.4
2002-03 Nikki Reddick, Coastal Carolina	27	560	20.7
2003-04 Katie Feenstra, Liberty	32	674	21.1
2004-05 Katie Feenstra, Liberty	32	569	17.8
2005-06 Katie O'Dell, High Point	29	416	14.3
2006-07 Alisha Dill, Coastal Carolina	29	652	22.5
2007-08 Megan Frazee, Liberty	32	595	18.6
2008-09 Megan Frazee, Liberty	25	496	19.8
2009-10 Devon Brown, Liberty	33	566	17.3
2010-11 Katie Tull, Charleston Southern	30	481	16.0
2011-12 Dequesha McClanahan, Winthrop	31	653	21.1
2012-13 Dequesha McClanahan, Winthrop	33	652	19.8
2013-14 Dequesha McClanahan, Winthrop	33	586	17.8
2014-15 AJ Jordan, Coastal Carolina	30	507	16.9
2015-16 Kaylah Keys, High Point	31	468	15.1
2016-17 Erica Williams, Winthrop	31	504	16.3
2017-18 Courtney Storey, Presbyterian	30	482	16.1
2018-19 Ashley Bates, Hampton	29	506	17.4
2019-20 Kyla McMakin, Longwood	30	565	18.8

REBOUNDING AVERAGE	GP	REB	AVG
1986-87 Regina McKeithan, Campbell	27	305	11.3
1987-88 Rhonda Grant, Coastal Carolina	26	268	10.3
1988-89 Rhonda Grant, Coastal Carolina	26	275	10.6
1989-90 Tammy Brown, Campbell	28	272	9.7
1990-91 Tammy Brown, Campbell	29	282	9.7
1991-92 Wendy Johnson, Liberty	26	297	11.4
1992-93 Stephanie Finley, Winthrop	27	253	9.4
1993-94 Danielle Barry, Towson State	28	243	8.7
1994-95 Eunice French, UMBC	27	294	10.9
1995-96 Alisa Moore, UNC Greensboro	26	224	8.6
1996-97 Monica Logan, UMBC	27	289	10.7
1997-98 Monica Logan, UMBC	26	257	9.9
1998-99 Kate Sanford, Charleston Southern	28	323	11.5
1999-00 Kate Sanford, Charleston Southern	28	271	9.7
2000-01 Jessica Guarnieri, UNC Asheville	22	202	9.2
2001-02 Jessica Guarnieri, UNC Asheville	28	274	9.8
2002-03 Katie Feenstra, Liberty	28	254	9.1
2003-04 Katie Feenstra, Liberty	32	353	11.0
2004-05 Katie Feenstra, Liberty	32	331	10.3
2005-06 Corrie Fertitta, Radford	28	226	8.1
2006-07 Megan Frazee, Liberty	31	264	8.5
2007-08 Stacy Shepard, UNC Asheville	30	298	9.9
2008-09 Megan Frazee, Liberty	25	247	9.9
2009-10 Lindsey Montgomery, UNC Asheville	29	294	10.1
2010-11 Avery Warley, Liberty	33	363	11.0
2011-12 Cheyenne Parker, High Point	33	403	12.2
2012-13 CHEYENNE PARKER, High Point	30	396	13.2
2013-14 Catrina Green, Gardner-Webb	30	326	10.9
2014-15 Schaquilla Nunn, Winthrop	30	333	11.1
2015-16 Janayla White, Radford	29	289	10.0
2016-17 Janayla White, Radford	29	243	8.4
2017-18 Autumn Childress, Longwood	23	244	10.6
2018-19 Lydia Rivers, Radford	30	310	10.3
2019-20 Brooke Jordan-Brown, Asheville	30	314	10.5

FIELD GOALS PER GAME	GP	FGM	AVG
1986-87 Stephanie Howard, Radford	25	222	8.88
1987-88 Regina McKeithan, Campbell	28	247	8.82
1988-89 Kim Segars, Winthrop	28	225	8.04
1989-90 Tammy Brown, Campbell	28	207	7.39
1990-91 TAMMY BROWN, Campbell	29	269	9.28
1991-92 Laurie Hood, Campbell	28	252	9.00
1992-93 Vickie Henson, UNC Greensboro	29	199	6.86
1993-94 Melissa Herbert, Coastal Carolina	28	230	8.21
1994-95 Eunice French, UMBC	27	168	6.22
1995-96 Samantha Cerny, Coastal Carolina	25	143	5.72
1996-97 Elena Kisseleva, Liberty	30	214	7.13
1997-98 Elena Kisseleva, Liberty	29	190	6.55
1998-99 Elena Kisseleva, Liberty	29	189	6.52
1999-00 Sharon Wilkerson, Liberty	31	159	5.12
2000-01 Brooke Weisbrod, Coastal Carolina	27	188	6.96
2001-02 Nikki Reddick, Coastal Carolina	29	195	6.72
2002-03 Nikki Reddick, Coastal Carolina	27	171	6.33
2003-04 Katie Feenstra, Liberty	32	291	9.09
2004-05 Katie Feenstra, Liberty	32	230	7.19
2005-06 Katie O'Dell, High Point	29	155	5.34
2006-07 Alisha Dill, Coastal Carolina	29	209	7.21
2007-08 Megan Frazee, Liberty	32	212	6.63
2008-09 Megan Frazee, Liberty	25	185	7.40
2009-10 Devon Brown, Liberty	33	208	6.30
2010-11 Kelsey Wasmer, Charleston So.	30	162	5.40
2011-12 Dequesha McClanahan, Winthrop	31	230	7.42
2012-13 Dequesha McClanahan, Winthrop	33	237	7.18
2013-14 AJ Jordan, Coastal Carolina	31	213	6.87
2014-15 AJ Jordan, Coastal Carolina	30	207	6.90
2015-16 Kaylah Keys, High Point	31	167	5.39
2016-17 Erica Williams, Winthrop	31	191	6.16
2017-18 Alexis Hill, Gardner-Webb	32	180	5.63
2018-19 Ashley Bates, Hampton	29	178	6.14
2019-20 Kyla McMakin, Longwood	30	205	6.83

FIELD GOALS ATTEMPTED	GP	FGA
1986-87 Regina McKiethan, Campbell	27	426
1987-88 Stephanie Howard, Radford	29	538
1988-89 Stephanie Howard, Radford	32	535
1989-90 Patrinda Toney, Radford	29	439
1990-91 Angie Marshall, Winthrop	27	491
1991-92 Patrinda Toney, Radford	29	541
1992-93 Shannan Wilkey, Radford	28	445
1993-94 Shannan Wilkey, Radford	30	527
1994-95 Chrissy Kelly, Charleston Southern	28	451
1995-96 Lisa Howard, Radford	29	345
1996-97 Elena Kisseleva, Liberty	30	544
1997-98 Elena Kisseleva, Liberty	29	466
1998-99 Elena Kisseleva, Liberty	29	495
1999-00 Loretta Lawson, Elon	29	398
2000-01 Brooke Weisbrod, Coastal Carolina	27	467
2001-02 Nikki Reddick, Coastal Carolina	29	531
2002-03 Nikki Reddick, Coastal Carolina	27	447
2003-04 Nikki Reddick, Coastal Carolina	28	472
2004-05 Katie O'Dell, High Point	27	375
2005-06 Katie O'Dell, High Point	29	407
2006-07 Alisha Dill, Coastal Carolina	29	519
2007-08 Pam Tolbert, Charleston Southern	30	443
2008-09 Pam Tolbert, Charleston Southern	30	450
2009-10 Devon Brown, Liberty	33	421
2010-11 Monique Hudson, Gardner-Webb	34	425
2011-12 DEQUESHA McCLANAHAN, Winthrop	31	646
2012-13 Dequesha McClanahan, Winthrop	33	592
2013-14 Dequesha McClanahan, Winthrop	33	588
2014-15 Erica Williams, Winthrop	29	460
2015-16 Aliyah Kilpatrick, Winthrop	27	466
2016-17 Erica Williams, Winthrop	31	473
2017-18 Alexis Hill, Gardner-Webb	32	426
2018-19 Destinee Walker, Radford	33	468
2019-20 Kyle McMakin, Longwood	30	557

3-POINT FIELD GOALS	GP	3FG
1987-88 Yolanda Brown, Charleston Southern	27	62
1988-89 Patrinda Toney, Radford	32	67
1989-90 Holly Bottar, Coastal Carolina	28	58
1990-91 Ashley Woods, UNC Asheville	27	71
1991-92 Cynthia Thomson, Liberty	29	56
1992-93 Dawn Coleman, Liberty	28	44
1992-93 Cynthia Thomson, Liberty	28	44
1993-94 Amanda Frazier, UNC Asheville	28	53
1994-95 Tracey DeLong, Charleston Southern	28	50
1995-96 Samantha Ferguson, UNC Greensboro	26	65
1996-97 Wendy Dieterlen, Charleston Southern	23	63
1997-98 Crystal Carpenter, Charleston Southern	28	68
1998-99 Crystal Carpenter, Charleston Southern	28	74
1999-00 Loretta Lawson, Elon	29	91
2000-01 Loretta Lawson, Elon	30	79
2001-02 Nikki Reddick, Coastal Carolina	29	64
2002-03 Nikki Reddick, Coastal Carolina	27	83
2003-04 Nikki Reddick, Coastal Carolina	28	68
2004-05 Gene't Moore, Winthrop	27	55
2005-06 Stacey Anthony, Birmingham-Southern	28	68
2006-07 Tiffany Rodd, Winthrop	32	74
2007-08 Tiffany Rodd, Winthrop	32	73
2008-09 Kelsey Wasmer, Charleston Southern	30	76
2009-10 Katie Tull, Charleston Southern	31	100
2010-11 Katie Tull, Charleston Southern	30	107
2011-12 DIANA CHOIBEKOVA, Winthrop	31	121
2012-13 Diana Choibekova, Winthrop	30	98
2013-14 Ayana Avery, Radford	30	95
2014-15 Ayana Avery, Radford	31	74
2015-16 Taylor Petty, Presbyterian	31	74
2016-17 Chatori Major, UNC Asheville	34	78
2017-18 Jessica Wall, UNC Asheville	33	90
2018-19 Jessica Wall, UNC Asheville	31	83
2019-20 Camryn Brown, High Point	29	83

3-POINT FIELD GOALS ATTEMPTED	GP	3FGA
1987-88 Stephanie Howard, Radford	29	149
1988-89 Patrinda Toney, Radford	32	186
1989-90 Holly Bottar, Coastal Carolina	28	176
1990-91 Ashley Woods, UNC Asheville	27	209
1991-92 Cynthia Thomson, Liberty	29	167
1992-93 Cynthia Thomson, Liberty	28	151
1993-94 Amanda Frazier, UNC Asheville	28	167
1994-95 Tracey DeLong, Charleston Southern	28	147
1995-96 Samantha Ferguson, UNC Greensboro	26	159
1996-97 Wendy Dieterlen, Charleston Southern	23	177
1997-98 Crystal Carpenter, Charleston Southern	28	190
1998-99 Crystal Carpenter, Charleston Southern	28	194
1999-00 Loretta Lawson, Elon	29	286
2000-01 Loretta Lawson, Elon	30	255
2001-02 Nikki Reddick, Coastal Carolina	29	202
2002-03 Nikki Reddick, Coastal Carolina	27	232
2003-04 Nikki Reddick, Coastal Carolina	28	214
2004-05 Gene't Moore, Winthrop	27	163
2005-06 Stacey Anthony, Birmingham-Southern	28	170
2006-07 Mallory Morring, Birmingham-Southern	30	216
2007-08 Pam Tolbert, Charleston Southern	30	217
2008-09 Pam Tolbert, Charleston Southern	30	248
2009-10 Katie Tull, Charleston Southern	31	280
2010-11 Katie Tull, Charleston Southern	30	301
2011-12 DIANA CHOIBEKOVA, Winthrop	31	388
2012-13 Diana Choibekova, Winthrop	30	297
2013-14 Erin Bratcher, Charleston Southern	30	287
2014-15 Ayana Avery, Radford	31	203
2015-16 Tianna Knuckles, UNC Asheville	33	226
2016-17 Chatori Major, UNC Asheville	34	199
2017-18 Jessica Wall, UNC Asheville	33	228
2018-19 Jessica Wall, UNC Asheville	31	232
2019-20 Skyler Curran, High Point	29	236

FIELD GOAL PERCENTAGE (min. 4.50 pg)	GP	FGM-A	PCT
1986-87 Stephanie Howard, Radford	25	222-408	54.4
1987-88 Patrice Ross, Augusta	24	124-199	62.3
1988-89 Kim Segars, Winthrop	28	225-391	57.5
1989-90 Debbie Born, Augusta	29	202-371	54.4
1990-91 Tammy Brown, Campbell	29	269-450	59.8
1991-92 Tammy Jones, Winthrop	29	173-304	56.9
1992-93 Vickie Henson, UNC Greensboro	29	199-339	58.7
1993-94 Vicki Giffin, UNC Asheville	28	172-288	59.7
1994-95 Alisa Moore, UNC Greensboro	31	184-302	60.9
1995-96 Dede Logemann, Radford	29	155-268	57.8
1996-97 Melinda Goodson, UNCG	29	168-298	56.4
1997-98 Jennifer Grant, Radford	28	128-250	51.2
1998-99 Kate Sanford, Charleston So.	28	152-285	53.3
1999-00 Sharon Wilkerson, Liberty	31	159-334	47.6
2000-01 Erin Jedlikowski, Charleston So.	29	157-298	52.7
2001-02 Mary Brewer, High Point	28	146-290	50.3
2002-03 Katie Feenstra, Liberty	28	170-299	56.9
2003-04 Katie Feenstra, Liberty	32	291-443	65.7
2004-05 KATIE FEENSTRA, Liberty	32	230-343	67.1
2005-06 Sarah Stephens, Radford	28	138-307	45.0
2006-07 Reba Ross, Birmingham-So.	30	175-321	54.5
2007-08 Moriah Frazee, Liberty	32	126-217	58.1
2008-09 Megan Frazee, Liberty	25	185-355	52.1
2009-10 Avery Warley, Liberty	33	149-247	60.3
2010-11 Avery Warley, Liberty	33	155-250	62.0
2011-12 Avery Warley, Liberty	33	156-272	57.4
2012-13 Mariah Pietrowski, Presbyterian	30	136-244	55.7
2013-14 Catrina Green, Gardner-Webb	30	169-306	55.2
2014-15 Stacia Robertson, High Point	31	191-330	57.9
2015-16 Amanda Coffey, Campbell	31	140-296	47.3
2016-17 Keyen Green, Liberty	30	143-239	59.8
2017-18 Keyen Green, Liberty	32	175-287	61.0
2018-19 Dayna Rouse, Longwood	30	166-294	56.5
2019-20 Dayna Rouse, Longwood	30	179-331	54.1

3-POINT FIELD GOALS PER GAME	GP	3FG	AVG
1987-88 Yolanda Brown, Charleston So.	27	62	2.30
1988-89 Joy Galloway, Charleston Southern	28	65	2.32
1989-90 Holly Bottar, Coastal Carolina	28	58	2.07
1990-91 Ashley Woods, UNC Asheville	27	71	2.63
1991-92 Cynthia Thomson, Liberty	28	56	1.93
1992-93 Dawn Coleman, Liberty	28	44	1.57
1992-93 Cynthia Thomson, Liberty	28	44	1.57
1993-94 Amanda Frazier, UNC Asheville	28	53	1.89
1994-95 Amanda Frazier, UNC Asheville	22	43	1.95
1995-96 Samantha Ferguson, UNCG	26	65	2.50
1996-97 Wendy Dieterlen, Charleston So.	23	63	2.74
1997-98 Crystal Carpenter, Charleston So.	28	68	2.43
1998-99 Crystal Carpenter, Charleston So.	28	74	2.64
1999-00 Loretta Lawson, Elon	29	91	3.14
2000-01 Loretta Lawson, Elon	30	79	2.63
2001-02 Nikki Reddick, Coastal Carolina	29	64	2.21
2002-03 Nikki Reddick, Coastal Carolina	27	83	3.07
2003-04 Nikki Reddick, Coastal Carolina	28	68	2.43
2004-05 Stacey Anthony, Birmingham-So.	24	50	2.08
2005-06 Stacey Anthony, Birmingham-So.	28	68	2.43
2006-07 Brittany Hendley, UNC Asheville	29	69	2.38
2007-08 Lacey Lyons, Coastal Carolina	28	71	2.54
2008-09 Kelsey Wasmer, Charleston So.	30	76	2.53
2009-10 Katie Tull, Charleston Southern	31	100	3.23
2010-11 Katie Tull, Charleston Southern	30	107	3.57
2011-12 DIANA CHOIBEKOVA, Winthrop	31	121	3.90
2012-13 Diana Choibekova, Winthrop	30	98	3.27
2013-14 Ayana Avery, Radford	30	95	3.17
2014-15 Ayana Avery, Radford	31	74	2.39
2015-16 Taylor Petty, Presbyterian	31	74	2.39
2016-17 Chatori Major, UNC Asheville	34	78	2.29
2017-18 Jessica Wall, UNC Asheville	33	90	2.73
2018-19 Jessica Wall, UNC Asheville	31	83	2.68
2019-20 Camryn Brown, Longwood	29	83	2.86

3-POINT FG PERCENTAGE (min. 150 pg)	GP	3FG-A	PCT
1987-88 Yolanda Brown, Charleston So.	27	62-137	45.3
1988-89 JOY GALLOWAY, Charleston So.	28	62-128	50.8
1989-90 Holly Bottar, Coastal Carolina	28	58-176	33.0
1990-91 Ashley Woods, UNC Asheville	27	71-209	34.0
1991-92 Cynthia Thomson, Liberty	29	56-167	33.5
1992-93 Dawn Coleman, Liberty	28	44-138	31.9
1993-94 Amanda Frazier, UNC Asheville	28	53-167	31.7
1994-95 Amanda Frazier, UNC Asheville	22	43-115	37.4
1995-96 Samantha Ferguson, UNCG	26	65-159	40.9
1996-97 Wendy Dieterlen, Charleston So.	23	63-177	35.6
Elena Kisseleva, Liberty	30	48-135	35.6
Lori Mitchell, Radford	28	51-122	41.8
1997-98 Crystal Carpenter, Charleston So.	28	74-194	38.1
1998-99 Crystal Carpenter, Charleston So.	28	74-194	38.1
1999-00 Alison Bach, Coastal Carolina	29	67-189	35.4
2000-01 Marta Losonczy, Charleston So.	29	45-110	40.9
2001-02 Holly Andrews, Elon	28	47-117	40.2
2002-03 Tamara Ruzic, Charleston So.	27	47-108	43.5
2003-04 Lindsay Boyett, Birmingham-So.	30	58-138	42.0
2004-05 Stacey Anthony, Birmingham-So.	24	50-126	39.7
2005-06 Stacey Anthony, Birmingham-So.	28	68-170	40.0
2006-07 Brittany Hendley, UNC Asheville	29	69-185	37.3
2007-08 Tiffany Rodd, Winthrop	32	73-195	37.4
2008-09 Kelsey Wasmer, Charleston So.	30	76-191	39.8
2009-10 Amanda Stull, Coastal Carolina	29	49-104	47.1
2010-11 Mackenzie Maier, High Point	27	44-99	44.4
2011-12 Shonese Jones, UNC Asheville	30	53-129	41.1
2012-13 Karlee Taylor, Presbyterian	30	85-176	48.3
2013-14 Karlee Taylor, Presbyterian	31	79-194	40.7
2014-15 Shonese Jones, UNC Asheville	31	64-165	38.8
2015-16 Chatori Major, UNC Asheville	33	61-162	37.7
2016-17 Caroline Bowns, Campbell	31	64-160	40.0
2017-18 Claudia Quevedo, Radford	33	55-137	40.1
2018-19 Kacie Hall, Presbyterian	31	61-147	41.5
2019-20 Camryn Brown, High Point	29	83-213	39.0

WOMEN'S BASKETBALL ANNUAL LEADERS - INDIVIDUAL



FREE THROWS	GP	FT
1986-87 Regina McKiethan, Campbell	27	140
1987-88 Regina McKiethan, Campbell	28	161
1988-89 Debbie Born, Augusta	25	131
1989-90 DEBBIE BORN, Augusta	29	194
1990-91 Debbie Born, Augusta	29	183
1991-92 Lisa Allison, Campbell	23	129
1992-93 Tammie Crown, Radford	28	121
1993-94 Shannon Wilkey, Radford	30	147
1994-95 Chrissy Kelly, Charleston Southern	28	181
1995-96 Chrissy Kelly, Charleston Southern	28	185
1996-97 Elena Kisseleva, Liberty	30	172
1997-98 Elena Kisseleva, Liberty	29	182
1998-99 Elena Kisseleva, Liberty	29	159
1999-00 Cheri McNeil, Coastal Carolina	29	109
2000-01 Charlotta Wennefors, Winthrop	27	132
2001-02 Nikki Reddick, Coastal Carolina	29	167
2002-03 Nikki Reddick, Coastal Carolina	27	135
2003-04 Taryn Causey, Radford	29	121
2004-05 Taryn Causey, Radford	28	140
2005-06 Kristal Hood, UNC Asheville	27	126
2006-07 Alisha Dill, Coastal Carolina	29	172
2007-08 Johnette Walker, Radford	35	152
2008-09 Amanda Stull, Coastal Carolina	29	108
2009-10 Lindsey Montgomery, UNC Asheville	29	121
2010-11 Dominique Hudson, Gardner-Webb	33	125
2011-12 Devon Brown, Liberty	31	154
2012-13 Devon Brown, Liberty	34	149
2013-14 Kaylah Keys, High Point	33	148
2014-15 Anna Vogt, Coastal Carolina	30	128
2015-16 Candace Brown, Gardner-Webb	31	135
2016-17 Tierra Huntsman, Gardner-Webb	31	110
2017-18 Courtney Storey, Presbyterian	30	130
2018-19 Laren VanArsdale, Hampton	30	136
2019-20 Trinity Johnson, Presbyterian	29	134

FREE THROWS ATTEMPTED	GP	FTA
1986-87 Regina McKiethan, Campbell	27	187
1987-88 Regina McKiethan, Campbell	28	226
1988-89 Debbie Born, Augusta	25	190
1989-90 DEBBIE BORN, Augusta	29	260
1990-91 Debbie Born, Augusta	29	258
1991-92 Lisa Allison, Campbell	23	170
1992-93 Samantha Gilbert, Radford	28	162
1993-94 Shannan Wilkey, Radford	30	188
1994-95 Chrissy Kelly, Charleston Southern	28	224
1995-96 Chrissy Kelly, Charleston Southern	28	220
1996-97 Elena Kisseleva, Liberty	30	233
1997-98 Elena Kisseleva, Liberty	29	234
1998-99 Elena Kisseleva, Liberty	29	203
1999-00 Cheri McNeil, Coastal Carolina	29	149
2000-01 Michelle Fricke, Liberty	29	178
2001-02 Nikki Reddick, Coastal Carolina	29	238
2002-03 Nikki Reddick, Coastal Carolina	27	201
2003-04 Katie Feenstra, Liberty	32	161
2004-05 Taryn Causey, Radford	28	162
Katie Feenstra, Liberty	32	162
2005-06 Kristal Hood, UNC Asheville	27	152
2006-07 Alisha Dill, Coastal Carolina	29	224
2007-08 Johnette Walker, Radford	35	189
2008-09 Sydney Moss, Coastal Carolina	30	153
2009-10 Lindsay Montgomery, UNC Asheville	29	173
2010-11 Dominique Hudson, Gardner-Webb	33	169
2011-12 Dequesha McClanahan, Winthrop	31	205
2012-13 Cheyenne Parker, High Point	30	187
2013-14 Kaylah Keys, High Point	33	176
2014-15 Jessica Heilig, Gardner-Webb	29	182
2015-16 Candace Brown, Gardner-Webb	31	179
2016-17 Tierra Huntsman, Gardner-Webb	31	156
2017-18 Bronaza Fitzgerald, UNC Asheville	32	170
2018-19 Ashley Bates, Hampton	29	185
2019-20 Trinity Johnson, Presbyterian	29	180

FREE THROW PERCENTAGE (min. 2.50 pg)	GP	FTM-A	PCT
1986-87 Gina Arp, Augusta	25	115-152	75.6
1987-88 Stephanie Howard, Radford	29	120-146	82.2
1988-89 Mary Chavous, Augusta	25	108-135	80.0
1989-90 Tammy Brown, Campbell	28	132-178	74.2
1990-91 Melissa Herbert, Coastal Carolina	27	90-119	75.6
1991-92 Tammie Crown, Radford	29	94-118	79.7
1992-93 Tammie Crown, Radford	28	121-140	86.4
1993-94 Amy Nigro, Campbell	27	84-101	83.2
1994-95 Chrissy Kelly, Charleston So.	28	181-224	80.8
1995-96 TRACEY DeLONG, Charleston So.	28	82-91	90.1
1996-97 Kim Hairston, Radford	28	108-127	85.0
1997-98 Crystal Carpenter, Charleston So.	28	85-100	85.0
1998-99 Crystal Carpenter, Charleston So.	28	112-126	88.9
1999-00 Sharon Wilkerson, Liberty	31	76-92	82.6
2000-01 Charlotta Wennefors, Winthrop	27	132-157	84.1
2001-02 Katie LaRue, Charleston So.	28	75-98	76.5
2002-03 Amanda Neby, Radford	27	122-155	78.7
2003-04 Lindsay Boyett, Birmingham-So.	30	81-92	88.0
2004-05 Taryn Causey, Radford	28	140-162	86.4
2005-06 Kristal Hood, UNC Asheville	27	126-152	82.9
2006-07 Megan Frazee, Liberty	31	105-136	77.2
2007-08 Megan Frazee, Liberty	32	151-172	87.8
2008-09 Johnette Walker, Radford	28	107-134	79.9
2009-10 Da'Naria Erwin Spencer, Radford	24	66-85	77.6
2010-11 Kendall Shepard, UNC Asheville	30	120-152	78.9
2011-12 Rachelle Coward, Charleston So.	32	111-137	81.0
2012-13 Maria Pietrowski, Presbyterian	30	79-94	84.0
2013-14 Kaylah Keys, High Point	33	148-176	84.1
2014-15 Aisha Foy, Radford	31	80-99	80.0
2015-16 Kat Harris, High Point	31	78-94	83.0
2016-17 Ke'Asia Jackson, Charleston So.	31	106-129	82.2
2017-18 Courtney Storey, Presbyterian	30	130-156	83.3
2018-19 Savannah Plentovich, GWU	30	91-105	86.7
2019-20 Carley Plentovich, GWU	29	76-85	89.4

ASSISTS	GP	AST
1986-87 Julie Skinner, Campbell	25	166
1987-88 Julie Skinner, Campbell	28	206
1988-89 Stephanie Howard, Radford	32	207
1989-90 Shelia Bailey, Winthrop	28	140
1990-91 Holly Bottar, Coastal Carolina	28	164
1991-92 Shonta Tabourn, Campbell	28	184
1992-93 Shonta Tabourn, Campbell	26	176
1993-94 Chrissy Kelly, Charleston Southern	27	158
1994-95 Jai Cole, UNC Greensboro	31	148
1995-96 Meredith Luebbers, Coastal Carolina	27	160
1996-97 Sarah Wilkerson, Liberty	29	154
1997-98 Joy Taylor, Charleston Southern	28	161
1998-99 Sarah Wilkerson, Liberty	29	127
1999-00 Annie Miller, High Point	28	150
2000-01 Catrice Horton, Radford	28	129
2001-02 Jayme Chikos, Elon	27	181
2002-03 Jayme Chikos, Elon	29	170
2003-04 Daina Staugaitiene, Liberty	30	125
2004-05 Taryn Causey, Radford	28	116
2005-06 Iva Milevoj, Winthrop	29	179
2006-07 Johnette Walker, Radford	31	144
2007-08 Johnette Walker, Radford	35	162
2008-09 Dominique Hudson, Gardner-Webb	32	152
2009-10 Dominique Hudson, Gardner-Webb	33	155
2010-11 Dominique Hudson, Gardner-Webb	33	194
2011-12 DEQUESHA McCLANAHAN, Winthrop	31	224
2012-13 Dequesha McClanahan, Winthrop	33	192
2013-14 Dequesha McClanahan, Winthrop	33	218
2014-15 RaeChaun Edwards, Campbell	29	177
2015-16 RaeChaun Edwards, Campbell	31	157
2016-17 Courtney Storey, Presbyterian	31	137
2017-18 Courtney Storey, Presbyterian	30	178
2018-19 Mahaley Holit, Hampton	30	151
2019-20 Tra'Dayja Smith, Longwood	29	188

ASSISTS PER GAME	GP	AST	AVG
1986-87 Julie Skinner, Campbell	25	166	6.64
1987-88 JULIE SKINNER, Campbell	28	206	7.36
1988-89 Stephanie Howard, Radford	32	207	6.47
1989-90 Shelia Bailey, Winthrop	28	140	5.00
1990-91 Shelia Bailey, Winthrop	24	155	6.46
1991-92 Shonta Tabourn, Campbell	28	184	6.57
1992-93 Shonta Tabourn, Campbell	26	176	6.77
1993-94 Chrissy Kelly, Charleston Southern	27	158	5.85
1994-95 Ginny Holloway, Liberty	27	143	5.30
1995-96 Meredith Luebbers, Coastal Caro.	27	160	5.93
1996-97 Meredith Luebbers, Coastal Caro.	27	149	5.52
1997-98 Joy Taylor, Charleston Southern	28	161	5.75
1998-99 Sarah Wilkerson, Liberty	29	127	4.38
1999-00 Annie Miller, High Point	28	150	5.36
2000-01 Catrice Horton, Radford	28	129	4.61
2001-02 Jayme Chikos, Elon	27	181	6.70
2002-03 Jayme Chikos, Elon	29	170	5.86
2003-04 Taryn Causey, Radford	29	123	4.24
2004-05 Taryn Causey, Radford	28	116	4.14
2005-06 Iva Milevoj, Winthrop	29	179	6.17
2006-07 Marisah Henderson, B'ham-So.	30	142	4.73
2007-08 Yvonne van Daalen, Winthrop	32	158	4.94
2008-09 Frances Fields, High Point	30	146	4.87
2009-10 Dominique Hudson, Gardner-Webb	33	155	4.70
2010-11 Dominique Hudson, Gardner-Webb	33	194	5.88
2011-12 Dequesha McClanahan, Winthrop	31	224	7.23
2012-13 Dequesha McClanahan, Winthrop	33	192	5.82
2013-14 Dequesha McClanahan, Winthrop	33	218	6.61
2014-15 RaeChaun Edwards, Campbell	29	177	6.10
2015-16 RaeChaun Edwards, Campbell	31	157	5.06
2016-17 Micaela Ellis, Longwood	30	133	4.43
2017-18 Courtney Storey, Presbyterian	30	178	5.93
2018-19 Mahaley Holit, Hampton	30	151	5.03
2019-20 Tra'Dayja Smith, Longwood	29	188	6.48

STEALS	GP	STL
1986-87 Julie Skinner, Campbell	25	105
1987-88 Julie Skinner, Campbell	28	121
1988-89 Stephanie Howard, Radford	32	104
1989-90 Shelia Bailey, Winthrop	28	91
1990-91 Shelia Bailey, Winthrop	24	65
1991-92 Shanta Tabourn, Campbell	28	78
Shelia Bailey, Winthrop	29	78
1992-93 Shanta Tabourn, Campbell	26	103
1993-94 Shannan Wilkey, Radford	30	104
1994-95 Chrissy Kelly, Charleston Southern	28	77
1995-96 Chrissy Kelly, Charleston Southern	28	75
1996-97 Sharon Wilkerson, Liberty	28	78
1997-98 Sarah Wilkerson, Liberty	29	79
1998-99 Cheri McNeil, Coastal Carolina	28	84
Sharon Wilkerson, Liberty	29	84
1999-00 Cheri McNeil, Coastal Carolina	29	99
2000-01 Brooke Weisbrod, Coastal Carolina	27	95
2001-02 Narelle Henry, High Point	28	81
2002-03 Narelle Henry, High Point	30	88
2003-04 Taryn Causey, Radford	29	85
2004-05 Taryn Causey, Radford	28	86
2005-06 Johnette Walker, Radford	28	78
2006-07 Johnette Walker, Radford	31	83
2007-08 Johnette Walker, Radford	35	106
2008-09 Johnette Walker, Radford	28	81
2009-10 Amanda Stull, Coastal Carolina	29	89
2010-11 Monique Hudson, Gardner-Webb	34	90
2011-12 Erin Reynolds, High Point	33	88
2012-13 Tonisha Baker, Campbell	31	99
2013-14 DJ Fowler, Charleston Southern	26	79
Dequesha McClanahan, Winthrop	33	79
2014-15 RaeChaun Edwards, Campbell	29	82
Stacia Robertson, High Point	31	82
2015-16 Aliyah Kilpatrick, Winthrop	27	97
2016-17 Rachel Burns, Charleston Southern	32	67
2017-18 Emma Bockrath, High Point	31	75
2018-19 ASHLEY BATES, Hampton	29	125
2019-20 Ashley Bates, Hampton	29	100

STEALS PER GAME

	GP	STL	AVG
1986-87 Julie Skinner, Campbell	25	105	4.20
1987-88 JULIE SKINNER, Campbell	28	121	4.32
1988-89 Stephanie Howard, Radford	32	104	3.25
1989-90 Shelia Bailey, Winthrop	28	91	3.25
1990-91 Shelia Bailey, Winthrop	24	65	2.71
1991-92 Shonta Tabourn, Campbell	28	78	2.79
1992-93 Shonta Tabourn, Campbell	26	103	3.96
1993-94 Shannan Wilkey, Radford	30	104	3.47
1994-95 Chrissy Kelly, Charleston Southern	28	77	2.75
1995-96 Chrissy Kelly, Charleston Southern	28	75	2.68
1996-97 Sharon Wilkerson, Liberty	28	78	2.79
1997-98 Sarah Wilkerson, Liberty	29	79	2.72
1998-99 Cheri McNeil, Coastal Carolina	28	84	3.00
1999-00 Cheri McNeil, Coastal Carolina	29	99	3.41
2000-01 Brooke Weisbrod, Coastal Carolina	27	95	3.52
2001-02 Narelle Henry, High Point	28	81	2.89
2002-03 Narelle Henry, High Point	30	88	2.93
Marea Daniels, Charleston So.	28	82	2.93
2003-04 Taryn Causey, Radford	29	85	2.93
2004-05 Taryn Causey, Radford	28	86	3.07
2005-06 Johnette Walker, Radford	28	78	2.79
2006-07 Johnette Walker, Radford	31	83	2.68
2007-08 Johnette Walker, Radford	35	106	3.03
2008-09 Johnette Walker, Radford	28	81	2.89
2009-10 Amanda Stull, Coastal Carolina	29	89	3.07
2010-11 Monique Hudson, Gardner-Webb	34	90	2.65
2011-12 Tonisha Baker, Campbell	30	81	2.70
2012-13 Tonisha Baker, Campbell	31	99	3.19
2013-14 DJ Fowler, Charleston Southern	26	79	3.04
2014-15 RaeChau Edwards, Campbell	29	82	2.83
2015-16 Aliyah Kilpatrick, Winthrop	27	97	3.59
2016-17 Danyael Goodhope, Winthrop	24	52	2.17
2017-18 Emma Bockrath, High Point	31	75	2.42
2018-19 Ashley Bates, Hampton	29	125	4.31
2019-20 Ashley Bates, Hampton	29	100	3.45

BLOCKED SHOTS

	GP	BLK
1986-87 Joyce Sampson, Radford	30	79
1987-88 Wendy Beecher, UNC Asheville	25	67
1988-89 Wendy Beecher, UNC Asheville	26	51
1989-90 Wendy Beecher, UNC Asheville	27	66
1990-91 Jill Hilton, Radford	30	49
1991-92 Tammy Jones, Winthrop	29	55
1992-93 Caprice Hightower, Towson State	28	46
1993-94 Tammy Jones, Winthrop	27	52
1994-95 Dede Logemann, Radford	30	52
1995-96 Dede Logemann, Radford	29	41
1996-97 Monica Logan, UMBC	27	47
1997-98 Kate Sanford, Charleston Southern	28	35
Candy Credito, UNC Asheville	29	35
1998-99 Kate Sanford, Charleston Southern	28	31
1999-00 Mary Brewer, High Point	28	53
2000-01 Meribeth Feenstra, Liberty	30	77
2001-02 Meribeth Feenstra, Liberty	31	77
2002-03 Katie Feenstra, Liberty	28	71
2003-04 Katie Feenstra, Liberty	32	83
2004-05 Katie Feenstra, Liberty	32	80
2005-06 Kelli Darden, Radford	28	57
2006-07 Kelli Darden, Radford	31	85
2007-08 Kelli Darden, Radford	35	98
2008-09 Mackenzie Maier, High Point	31	84
2009-10 Mackenzie Maier, High Point	31	91
2010-11 Mackenzie Maier, High Point	27	84
2011-12 Cheyenne Parker, High Point	33	121
2012-13 CHEYENNE PARKER, High Point	30	133
2013-14 Schaquilla Nunn, Winthrop	28	75
2014-15 Schaquilla Nunn, Winthrop	30	109
2015-16 Amanda Coffey	31	72
2016-17 KJ Weaver, UNC Asheville	34	49
2017-18 Weknyne Dumorne, Charleston Southern	30	60
2018-19 Kaylah Lupoe, Hampton	29	76
2019-20 Akila Smith, Longwood	30	74

BLOCKED SHOTS PER GAME

	GP	BLK	AVG
1986-87 Joyce Sampson, Radford	30	79	2.63
1987-88 Wendy Beecher, UNC Asheville	25	67	2.68
1988-89 Wendy Beecher, UNC Asheville	26	51	1.96
1989-90 Wendy Beecher, UNC Asheville	27	66	2.44
1990-91 Jill Hilton, Radford	30	49	1.63
1991-92 Tammy Jones, Winthrop	29	55	1.90
1992-93 Caprice Hightower, Towson State	28	46	1.64
1993-94 Tammy Jones, Winthrop	27	52	1.93
1994-95 Dede Logemann, Radford	30	52	1.73
1995-96 Dede Logemann, Radford	29	41	1.41
1996-97 Monica Logan, UMBC	27	47	1.74
1997-98 Kim Cruise, Radford	24	34	1.42
1998-99 Kate Sanford, Charleston Southern	28	31	1.11
1999-00 Mary Brewer, High Point	28	53	1.89
2000-01 Meribeth Feenstra, Liberty	30	77	2.57
2001-02 Meribeth Feenstra, Liberty	31	77	2.48
2002-03 Katie Feenstra, Liberty	28	71	2.54
2003-04 Katie Feenstra, Liberty	32	83	2.59
2004-05 Katie Feenstra, Liberty	32	80	2.50
2005-06 Kelli Darden, Radford	28	57	2.04
2006-07 Kelli Darden, Radford	31	85	2.74
2007-08 Kelli Darden, Radford	35	98	2.80
2008-09 Mackenzie Maier, High Point	31	84	2.71
2009-10 Mackenzie Maier, High Point	31	91	2.94
2010-11 Mackenzie Maier, High Point	27	84	3.11
2011-12 Cheyenne Parker, High Point	33	121	3.67
2012-13 CHEYENNE PARKER, High Point	30	133	4.43
2013-14 Schaquilla Nunn, Winthrop	28	75	2.68
2014-15 Schaquilla Nunn, Winthrop	30	109	3.63
2015-16 Arianne Whitaker, Winthrop	23	56	2.43
2016-17 Janayla White, Radford	29	45	1.55
2017-18 Weknyne Dumorne, Charleston So.	30	60	2.00
2018-19 Kaylah Lupoe, Hampton	29	76	2.62
2019-20 Akila Smith, Longwood	30	74	2.47

DOUBLE-DOUBLES (since 2004-05)

	GP	TOT
2004-05 Katie Feenstra, Liberty	32	17
2005-06 Megan Frazee, Liberty	14	9
2006-07 Megan Frazee, Liberty	31	13
2007-08 Megan Frazee, Liberty	32	14
2008-09 Megan Frazee, Liberty	25	14
2009-10 Lindsey Montgomery, UNC Asheville	29	13
2010-11 Avery Warley, Liberty	33	19
2011-12 Cheyenne Parker, High Point	33	19
2012-13 Cheyenne Parker, High Point	30	23
2013-14 Ashley Rininger, Liberty	31	16
2014-15 Schaquilla Nunn, Winthrop	30	15
2015-16 Olivia Parker, Gardner-Webb	29	15
2016-17 Keyen Green, Liberty	30	9
2017-18 Bronaza Fitzgerald, UNC Asheville	32	16
2018-19 Lydia Rivers, Radford	30	15
2019-20 Nylah Young, Hampton	29	10

MINUTES PLAYED

	GP	MIN
1987-88 Michelle Hobson, Winthrop	29	1,096
1988-89 Holly Bottar, Coastal Carolina	28	1,058
1989-90 Tammy Brown, Campbell	28	1,014
1990-91 Tammy Brown, Campbell	29	1,038
1991-92 Shelia Bailey, Winthrop	29	1,049
1992-93 Stephanie Finley, Winthrop	27	981
1993-94 Nikki Tinsley, UMBC	28	1,077
1994-95 Jai Cole, UNC Greensboro	31	1,014
1995-96 Chrissy Kelly, Charleston Southern	28	1,029
1996-97 Meredith Luebbers, Coastal Carolina	27	963
1997-98 Joy Taylor, Charleston Southern	28	994
1998-99 Crystal Carpenter, Charleston Southern	28	1,013
1999-00 Joy Taylor, Charleston Southern	28	1,019
2000-01 Charlotta Wennefors, Winthrop	27	1,020
2001-02 Nikki Reddick, Coastal Carolina	29	1,048
2002-03 Nikki Reddick, Coastal Carolina	27	938
2003-04 Lindsay Boyett, Birmingham-Southern	30	1,013
2004-05 Taryn Causey, Radford	28	1,015
2005-06 Iva Milevoj, Winthrop	29	1,058
2006-07 Pam Tolbert, Charleston Southern	30	1,080
2007-08 Johnette Walker, Radford	35	1,192
2008-09 Katlin Moore, Presbyterian	29	1,071
2009-10 Katie Tull, Charleston Southern	31	1,125
2010-11 Monique Hudson, Gardner-Webb	34	1,130
2011-12 Shamia Brown, High Point	33	1,146
2012-13 Dequesha McClanahan, Winthrop	33	1,196
2013-14 DEQUESHA McCLANAHAN, Winthrop	33	1,231
2014-15 Candace Brown, Gardner-Webb	32	1,059
2015-16 Candace Brown, Gardner-Webb	31	1,104
2016-17 Courtney Storey, Presbyterian	31	1,142
2017-18 Courtney Storey, Presbyterian	30	1,167
2018-19 Destinee Walker, Radford	33	1,189
2019-20 Laren VanArsdale, Hampton	29	1,085

WOMEN'S BASKETBALL ANNUAL LEADERS - TEAM



POINTS SCORED	GP	PTS
1986-87 Campbell	27	2,098
1987-88 Radford	29	2,318
1988-89 RADFORD	32	2,527
1989-90 Radford	29	1,977
1990-91 Campbell	29	2,127
1991-92 Radford	29	2,245
1992-93 UNC Greensboro	29	2,009
1993-94 Radford	30	2,197
1994-95 UNC Greensboro	31	2,236
1995-96 Radford	29	2,216
1996-97 UNC Greensboro	29	2,194
1997-98 Liberty	29	2,140
1998-99 Charleston Southern	28	1,969
1999-00 Liberty	31	2,143
2000-01 Liberty	30	1,840
2001-02 Liberty	31	2,022
2002-03 Liberty	30	2,103
2003-04 Liberty	32	2,197
2004-05 Liberty	33	2,334
2005-06 High Point	30	1,992
2006-07 UNC Asheville	33	2,242
2007-08 Radford	35	2,341
2008-09 Charleston Southern	30	2,074
2009-10 Gardner-Webb	33	2,263
2010-11 Gardner-Webb	34	2,172
2011-12 Liberty	33	2,323
2012-13 Liberty	34	2,418
2013-14 High Point	33	2,394
2014-15 Liberty	33	2,217
2015-16 UNC Asheville	33	2,252
2016-17 UNC Asheville	34	2,174
2017-18 Liberty	34	2,200
2018-19 High Point	31	2,256
2019-20 Longwood	30	2,038

FEWEST POINTS ALLOWED	GP	PTS
1986-87 Augusta	26	1,672
1987-88 Augusta	25	1,598
1988-89 Augusta	25	1,721
1989-90 Radford	29	1,679
1990-91 Campbell	29	1,874
1991-92 Campbell	28	1,834
1992-93 Campbell	26	1,631
1993-94 Campbell	27	1,702
1994-95 UMBC	27	1,572
1995-96 UMBC	27	1,613
1996-97 UMBC	27	1,698
1997-98 Liberty	29	1,673
1998-99 Coastal Carolina	28	1,620
1999-00 Charleston Southern	27	1,695
2000-01 Coastal Carolina	27	1,660
2001-02 Charleston Southern	28	1,719
2002-03 Liberty	30	1,641
2003-04 UNC Asheville	28	1,534
2004-05 Coastal Carolina	27	1,593
2005-06 Coastal Carolina	28	1,597
2006-07 Coastal Carolina	29	1,627
2007-08 Coastal Carolina	30	1,562
2008-09 Liberty	33	1,735
2009-10 Liberty	33	1,649
2010-11 Presbyterian	29	1,647
2011-12 Presbyterian	29	1,629
2012-13 Presbyterian	31	1,748
2013-14 Presbyterian	31	1,659
2014-15 Presbyterian	31	1,611
2015-16 Radford	31	1,652
2016-17 Campbell	31	1,538
2017-18 Campbell	30	1,556
2018-19 UNC Asheville	32	1,805
2019-20 CAMPBELL	29	1,518

SCORING MARGIN	GP	OFF	DEF	MAR
1986-87 Campbell	27	777	65.9	+11.8
1987-88 Campbell	28	82.2	66.1	+16.1
1988-89 Radford	32	79.0	63.3	+15.7
1989-90 Radford	29	68.2	57.9	+10.3
1990-91 Campbell	29	73.9	64.6	+9.3
1991-92 Radford	29	77.4	72.2	+5.2
1992-93 UNC Greensboro	29	69.3	62.5	+6.8
1993-94 Campbell	27	69.3	63.0	+6.3
1994-95 UNC Greensboro	31	72.1	67.5	+4.6
1995-96 UNC Greensboro	27	73.8	67.9	+5.9
1996-97 UNC Greensboro	29	75.7	66.4	+9.3
1997-98 Liberty	29	73.8	57.7	+16.1
1998-99 Charleston Southern	28	70.3	61.0	+9.3
1999-00 Liberty	31	69.1	57.5	+11.6
2000-01 High Point	29	65.6	62.6	+3.0
2001-02 Liberty	31	65.2	57.6	+7.6
2002-03 Liberty	30	70.1	54.7	+15.4
2003-04 Liberty	32	68.7	56.2	+12.5
2004-05 Liberty	33	70.5	54.9	+15.8
2005-06 Coastal Carolina	28	64.0	57.0	+7.0
2006-07 Radford	31	68.5	58.4	+10.1
2007-08 Liberty	32	71.7	54.9	+16.8
2008-09 Liberty	33	62.7	52.6	+10.1
2009-10 LIBERTY	33	67.2	50.0	+17.2
2010-11 High Point	31	68.9	61.0	+7.9
2011-12 Liberty	33	70.4	57.6	+12.8
2012-13 Liberty	34	71.1	55.1	+16.0
2013-14 Liberty	31	69.7	59.9	+9.9
2014-15 Liberty	33	67.2	57.8	+9.4
2015-16 UNC Asheville	33	68.2	58.5	+9.7
2016-17 Campbell	31	59.7	49.6	+10.1
2017-18 Liberty	34	64.7	55.0	+9.7
2018-19 Radford	33	63.5	55.1	+8.4
2019-20 Campbell	29	61.1	52.3	+8.8

SCORING AVERAGE	GP	PTS	AVG
1986-87 Campbell	27	2,098	77.7
1987-88 CAMPBELL	28	2,301	82.2
1988-89 Radford	28	2,215	79.1
1989-90 UNC Asheville	27	1,972	73.0
1990-91 Campbell	29	2,142	73.9
1991-92 Radford	29	2,245	77.4
1992-93 Radford	28	1,980	70.7
1993-94 Radford	30	2,197	73.2
1994-95 UNC Greensboro	31	2,236	72.1
1995-96 Radford	29	2,216	76.4
1996-97 UNC Greensboro	29	2,194	75.7
1997-98 Liberty	29	2,140	73.8
1998-99 Charleston Southern	28	1,969	70.3
1999-00 Liberty	31	2,143	69.1
2000-01 Charleston Southern	29	1,952	67.3
2001-02 High Point	28	1,532	54.7
2002-03 Liberty	30	2,103	70.1
2003-04 Liberty	32	2,197	68.7
2004-05 Liberty	33	2,334	70.7
2005-06 High Point	30	1,992	66.4
2006-07 Radford	31	2,123	68.5
2007-08 Liberty	32	2,293	71.7
2008-09 Charleston Southern	30	2,074	69.1
2009-10 Gardner-Webb	33	2,263	68.6
2010-11 High Point	31	2,136	68.9
2011-12 Charleston Southern	32	2,259	70.6
2012-13 Liberty	34	2,418	71.1
2013-14 High Point	33	2,394	72.5
2014-15 High Point	32	2,216	69.2
2015-16 UNC Asheville	33	2,252	68.2
2016-17 High Point	30	2,046	68.2
2017-18 Liberty	34	2,200	64.7
2018-19 High Point	31	2,256	72.8
2019-20 High Point	29	1,996	68.8

SCORING DEFENSE	GP	PTS	AVG
1986-87 Radford	30	1,908	63.6
1987-88 Campbell	28	1,850	66.1
1988-89 Radford	28	1,707	61.0
1989-90 Radford	27	1,568	58.1
1990-91 Campbell	29	1,874	64.6
1991-92 Campbell	28	1,834	65.5
1992-93 Liberty	28	1,719	61.4
1993-94 UMBC	28	1,707	61.0
1994-95 UMBC	27	1,572	58.2
1995-96 UMBC	27	1,613	59.7
1996-97 Liberty	29	1,816	62.6
1997-98 Liberty	29	1,673	57.7
1998-99 Coastal Carolina	28	1,620	57.9
1999-00 Coastal Carolina	30	1,705	56.8
2000-01 Liberty	30	1,807	60.2
2001-02 Liberty	31	1,785	57.6
2002-03 Liberty	30	1,641	54.7
2003-04 UNC Asheville	28	1,534	54.8
2004-05 Liberty	33	1,811	54.9
2005-06 Liberty	31	1,729	55.8
2006-07 Coastal Carolina	29	1,627	56.1
2007-08 Liberty	32	1,757	54.9
2008-09 Liberty	33	1,735	52.6
2009-10 Liberty	33	1,649	50.0
2010-11 Liberty	33	1,778	53.9
2011-12 Presbyterian	29	1,629	56.2
2012-13 Liberty	34	1,874	55.1
2013-14 Presbyterian	31	1,659	53.5
2014-15 Presbyterian	31	1,611	52.0
2015-16 Radford	31	1,652	53.3
2016-17 CAMPBELL	31	1,538	49.6
2017-18 Campbell	30	1,556	51.9
2018-19 Radford	33	1,819	55.1
2019-20 Campbell	29	1,518	52.3

REBOUNDS	GP	REB
1986-87 Campbell	27	1,275
1987-88 Radford	29	1,252
1988-89 Radford	32	1,436
1989-90 Radford	29	1,269
1990-91 Radford	30	1,353
1991-92 Liberty	29	1,322
1992-93 Towson State	28	1,238
1993-94 Radford	30	1,236
1994-95 UNC Greensboro	31	1,318
1995-96 Radford	29	1,216
1996-97 Liberty	30	1,400
1997-98 Liberty	29	1,248
1998-99 Charleston Southern	28	1,286
1999-00 Charleston Southern	28	1,250
2000-01 Liberty	30	1,274
2001-02 Liberty	31	1,305
2002-03 Liberty	30	1,335
2003-04 Liberty	32	1,423
2004-05 Liberty	33	1,473
2005-06 Liberty	31	1,364
2006-07 UNC Asheville	33	1,340
2007-08 Radford	35	1,394
2008-09 Liberty	33	1,355
2009-10 Liberty	33	1,318
2010-11 Liberty	33	1,444
2011-12 Liberty	33	1,562
2012-13 LIBERTY	34	1,621
2013-14 Liberty	31	1,422
2014-15 Liberty	33	1,445
2015-16 Liberty	33	1,458
2016-17 UNC Asheville	34	1,302
2017-18 Liberty	34	1,284
2018-19 Radford	33	1,447
2019-20 UNC Asheville	30	1,240



WOMEN'S BASKETBALL ANNUAL LEADERS - TEAM

REBOUNDING AVERAGE	GP	PTS	AVG
1986-87 Campbell	27	1,275	47.2
1987-88 Campbell	28	1,248	44.6
1988-89 Radford	32	1,436	44.9
1989-90 Radford	29	1,269	43.8
1990-91 Radford	30	1,353	45.1
1991-92 Liberty	27	1,322	45.6
1992-93 Towson State	27	2,138	44.2
1993-94 Liberty	28	1,116	41.3
1994-95 Liberty	27	1,170	43.6
1995-96 UNC Greensboro	26	1,120	43.1
1996-97 Liberty	29	1,331	45.9
1997-98 Charleston Southern	28	1,187	42.4
1998-99 Charleston Southern	28	1,286	45.9
1999-00 Charleston Southern	27	1,203	44.6
2000-01 Liberty	30	1,275	42.5
2001-02 Elon	28	1,205	43.0
2002-03 Liberty	30	1,335	44.5
2003-04 Liberty	32	1,423	44.5
2004-05 Liberty	33	1,473	44.6
2005-06 Liberty	31	1,364	44.0
2006-07 Liberty	31	1,311	42.3
2007-08 UNC Asheville	30	1,337	44.6
2008-09 Liberty	33	1,357	41.1
2009-10 Liberty	33	1,318	39.9
Gardner-Webb	33	1,316	39.9
2010-11 Liberty	33	1,444	43.8
2011-12 Liberty	33	1,562	47.3
2012-13 LIBERTY	34	1,621	47.7
2013-14 Liberty	31	1,422	45.9
2014-15 Liberty	33	1,445	43.8
2015-16 Liberty	33	1,458	44.2
2016-17 Liberty	30	1,292	43.1
2017-18 Campbell	30	1,139	38.0
2018-19 Radford	33	1,447	43.8
2019-20 UNC Asheville	30	1,240	41.3

FIELD GOALS	GP	FGM
1986-87 Radford	30	875
1987-88 Campbell	28	930
1988-89 RADFORD	32	1,020
1989-90 Radford	29	794
1990-91 Campbell	29	825
1991-92 Radford	29	841
1992-93 UNC Greensboro	29	804
1993-94 UNC Greensboro	29	813
1994-95 UNC Greensboro	31	801
1995-96 Radford	29	848
1996-97 UNC Greensboro	29	784
1997-98 Radford	28	738
1998-99 Charleston Southern	28	687
1999-00 Liberty	31	780
2000-01 Elon	30	723
2001-02 High Point	28	726
2002-03 Liberty	30	778
2003-04 Liberty	32	840
2004-05 Liberty	33	865
2005-06 High Point	30	718
2006-07 UNC Asheville	33	771
2007-08 Liberty	32	816
2008-09 Liberty	33	779
2009-10 Liberty	33	837
2010-11 Gardner-Webb	34	813
2011-12 High Point	33	838
2012-13 Liberty	34	856
2013-14 High Point	33	850
2014-15 Liberty	33	795
2015-16 UNC Asheville	33	790
2016-17 UNC Asheville	34	796
2017-18 Liberty	34	831
2018-19 High Point	31	841
2019-20 Longwood	30	750

FIELD GOAL PERCENTAGE	GP	FGM-A	PCT
1986-87 Augusta	26	716-1496	47.8
1987-88 Campbell	28	930-1950	47.7
1988-89 Winthrop	28	771-1651	46.7
1989-90 Campbell	28	654-1434	45.6
1990-91 Campbell	29	825-1711	48.2
1991-92 Radford	29	841-1885	44.6
1992-93 UNC Greensboro	29	804-1698	47.3
1993-94 UNC GREENSBORO	29	813-1640	49.6
1994-95 UNC Greensboro	31	801-1804	44.4
1995-96 Radford	29	848-1922	44.1
UNC Greensboro	27	678-1539	44.1
1996-97 UNC Greensboro	29	785-1781	44.1
1997-98 Radford	28	738-1754	42.1
1998-99 Charleston Southern	28	687-1611	42.6
1999-00 Liberty	31	780-1781	43.8
2000-01 Radford	28	596-1530	39.0
2001-02 High Point	28	726-1773	40.9
2002-03 Liberty	30	778-1794	43.4
2003-04 Liberty	32	840-1861	45.1
2004-05 Liberty	33	865-1845	46.9
2005-06 UNC Asheville	28	625-1496	41.8
2006-07 Liberty	31	735-1725	42.6
2007-08 Liberty	32	816-1778	45.9
2008-09 Liberty	33	779-1710	45.6
2009-10 Liberty	33	837-1737	48.2
2010-11 Liberty	33	740-1791	41.3
High Point	31	788-1910	41.3
2011-12 Liberty	33	832-1915	43.4
2012-13 Presbyterian	31	612-1431	42.8
2013-14 Liberty	31	751-1776	42.3
2014-15 High Point	32	788-1875	42.0
2015-16 UNC Asheville	33	790-1929	41.0
2016-17 Radford	33	743-1782	41.7
2017-18 Liberty	34	831-1903	43.7
2018-19 High Point	31	841-1978	42.5
2019-20 Longwood	30	750-1833	40.9

REBOUNDING MARGIN	GP	AVG	OPP	MAR
1986-87 Campbell	27	47.2	37.2	+10.0
1987-88 Campbell	28	44.6	35.8	+8.8
1988-89 Radford	32	44.9	39.2	+5.7
1989-90 Radford	29	43.8	36.7	+7.1
1990-91 Radford	30	45.1	40.9	+4.2
1991-92 Liberty	29	45.6	40.1	+5.5
1992-93 UNC Greensboro	29	39.2	36.3	+2.9
1993-94 UNC Greensboro	29	39.1	33.2	+5.9
1994-95 UNC Greensboro	31	42.5	35.6	+6.9
1995-96 UNC Greensboro	27	42.6	37.8	+4.8
1996-97 Liberty	30	46.7	41.6	+5.1
1997-98 Liberty	29	43.0	37.8	+5.2
1998-99 Charleston Southern	28	45.9	36.6	+9.3
1999-00 Charleston Southern	27	44.6	39.4	+5.2
2000-01 Liberty	30	42.5	36.9	+5.6
2001-02 Liberty	31	42.1	37.5	+4.6
2002-03 Liberty	30	44.5	33.2	+11.3
2003-04 Liberty	32	44.5	32.8	+11.7
2004-05 Liberty	33	44.6	30.8	+13.8
2005-06 Liberty	31	44.0	33.4	+10.6
2006-07 Liberty	31	42.3	31.6	+10.7
2007-08 Liberty	32	42.3	32.2	+10.1
2008-09 Liberty	33	41.1	28.4	+12.7
2009-10 Liberty	33	39.9	26.0	+13.9
2010-11 Liberty	33	43.8	31.0	+12.8
2011-12 Liberty	33	47.3	31.7	+15.6
2012-13 LIBERTY	34	47.7	30.8	+16.9
2013-14 Liberty	31	45.9	30.7	+15.2
2014-15 Liberty	33	43.8	33.5	+10.3
2015-16 Liberty	33	44.2	33.6	+10.6
2016-17 Liberty	30	43.1	34.0	+9.0
2017-18 Liberty	34	37.8	29.3	+8.4
2018-19 Radford	33	43.8	38.8	+5.0
2019-20 UNC Asheville	30	41.3	32.7	+8.6

FIELD GOALS ATTEMPTED	GP	FGA
1986-87 Radford	30	1,906
1987-88 Radford	29	2,132
1988-89 RADFORD	32	2,342
1989-90 Radford	29	1,928
1990-91 Radford	30	1,968
1991-92 Liberty	29	1,917
1992-93 UMBC	27	1,762
1993-94 Radford	30	1,891
1994-95 Radford	30	1,908
1995-96 Radford	29	1,922
1996-97 Liberty	30	1,914
1997-98 Radford	28	1,754
1998-99 Liberty	29	1,666
1999-00 Liberty	31	1,781
2000-01 Elon	30	1,867
2001-02 Liberty	31	1,780
2002-03 High Point	30	1,807
2003-04 Liberty	32	1,861
2004-05 Liberty	33	1,845
2005-06 High Point	30	1,855
2006-07 UNC Asheville	33	1,908
2007-08 Radford	35	2,077
2008-09 Charleston Southern	30	1,951
2009-10 Gardner-Webb	33	1,904
2010-11 Gardner-Webb	34	2,052
2011-12 High Point	33	2,075
2012-13 Winthrop	33	2,101
2013-14 High Point	33	2,089
2014-15 Liberty	33	1,934
2015-16 UNC Asheville	33	1,929
2016-17 UNC Asheville	34	1,927
2017-18 Liberty	34	1,903
2018-19 Campbell	36	2,044
2019-20 Longwood	30	1,833

3-POINT FIELD GOALS	GP	3FG
1987-88 Radford	29	107
1988-89 Charleston Southern	28	123
1989-90 Coastal Carolina	28	102
1990-91 UNC Asheville	27	125
1991-92 Liberty	29	120
1992-93 Liberty	28	140
1993-94 Liberty	27	88
1994-95 UNC Asheville	27	109
1995-96 Radford	29	125
1996-97 Liberty	30	152
1997-98 Liberty	29	136
1998-99 Liberty	29	146
1999-00 Coastal Carolina	30	147
2000-01 Charleston Southern	29	171
2001-02 Radford	27	161
2002-03 Coastal Carolina	28	204
2003-04 Radford	29	155
2004-05 Birmingham-Southern	28	165
2005-06 Birmingham-Southern	28	194
2006-07 High Point	30	191
2007-08 Charleston Southern	30	169
2008-09 Charleston Southern	30	260
2009-10 Charleston Southern	31	263
2010-11 Charleston Southern	30	246
2011-12 Charleston Southern	32	295
2012-13 Longwood	33	210
2013-14 Charleston Southern	30	218
2014-15 Longwood	30	197
2015-16 Presbyterian	31	217
2016-17 Presbyterian	31	230
2017-18 Presbyterian	30	276
2018-19 Campbell	36	239
2019-20 HIGH POINT	29	305

WOMEN'S BASKETBALL ANNUAL LEADERS - TEAM



3-POINT FIELD GOALS PER GAME	GP	3FG	AVG
1987-88 Radford	29	107	3.69
1988-89 Charleston Southern	28	123	4.39
1989-90 Coastal Carolina	28	102	3.64
1990-91 UNC Asheville	27	125	4.63
1991-92 Liberty	29	120	4.14
1992-93 Liberty	28	140	5.00
1993-94 Liberty	27	88	3.26
1994-95 UNC Asheville	27	109	4.04
1995-96 UNC Greensboro	27	120	4.44
1996-97 Liberty	30	152	5.07
1997-98 Charleston Southern	28	135	4.82
1998-99 Liberty	29	146	5.03
1999-00 Coastal Carolina	30	147	4.90
2000-01 Coastal Carolina	27	168	6.22
2001-02 Radford	27	161	5.96
2002-03 Coastal Carolina	28	204	7.29
2003-04 High Point	28	153	5.46
2004-05 Birmingham-Southern	28	165	5.89
2005-06 Birmingham-Southern	28	194	6.93
2006-07 High Point	30	191	6.37
2007-08 Charleston Southern	30	169	5.63
2008-09 Charleston Southern	30	260	8.67
2009-10 Charleston Southern	31	263	8.48
2010-11 Charleston Southern	30	246	8.20
2011-12 Charleston Southern	32	295	9.22
2012-13 Charleston Southern	28	197	7.04
2013-14 Charleston Southern	30	218	7.27
2014-15 Longwood	30	197	6.57
2015-16 Presbyterian	31	217	7.00
2016-17 Presbyterian	31	230	7.42
2017-18 Presbyterian	30	276	9.20
2018-19 Campbell	36	239	6.64
2019-20 HIGH POINT	29	305	10.52

3-POINT FIELD GOAL PERCENTAGE	GP	3FG-A	PCT
1987-88 CHARLESTON SOUTHERN	27	88-199	44.2
1988-89 Charleston Southern	29	120-293	41.0
1989-90 Coastal Carolina	28	98-282	34.7
1990-91 UNC Asheville	27	125-353	35.4
1991-92 UNC Asheville	27	99-316	31.3
1992-93 UNC Greensboro	29	55-146	37.6
1993-94 UNC Greensboro	29	38-104	36.5
1994-95 UNC Asheville	27	109-319	34.2
1995-96 Radford	29	125-362	34.5
1996-97 UNC Asheville	27	81-277	35.7
1997-98 Radford	28	129-349	37.0
1998-99 Charleston Southern	28	139-422	32.9
1999-00 Liberty	31	138-388	35.6
2000-01 Coastal Carolina	27	168-527	31.9
2001-02 Liberty	31	147-435	33.8
2002-03 Coastal Carolina	28	204-574	35.5
2003-04 Radford	29	155-481	32.2
2004-05 Liberty	33	136-383	35.5
2005-06 High Point	30	192-540	35.6
2006-07 Liberty	31	181-540	33.5
2007-08 Liberty	32	136-410	33.2
2008-09 Liberty	33	115-337	34.1
2009-10 Gardner-Webb	33	169-458	36.9
2010-11 High Point	31	191-544	35.1
2011-12 Charleston Southern	32	295-854	34.5
2012-13 Presbyterian	31	139-366	38.0
2013-14 Coastal Carolina	31	164-474	34.6
2014-15 Radford	31	154-463	33.3
2015-16 High Point	31	171-523	32.7
2016-17 High Point	30	199-558	35.7
2017-18 UNC Asheville	33	151-457	33.0
2018-19 Presbyterian	31	202-578	34.9
2019-20 High Point	29	305-917	33.3

FREE THROWS ATTEMPTED	GP	FTA
1986-87 Campbell	27	607
1987-88 Campbell	28	604
1988-89 Augusta	25	618
1989-90 Winthrop	29	637
1990-91 Augusta	29	717
1991-92 Radford	29	705
1992-93 Radford	28	704
1993-94 Radford	30	820
1994-95 UNC Greensboro	31	798
1995-96 UNC Greensboro	27	700
1996-97 Liberty	30	796
1997-98 Liberty	29	795
1998-99 Charleston Southern	28	694
1999-00 Liberty	31	631
2000-01 Liberty	30	759
2001-02 Liberty	31	705
2002-03 Coastal Carolina	28	655
2003-04 Liberty	32	715
2004-05 Liberty	33	670
2005-06 Liberty	31	669
2006-07 UNC Asheville	33	802
2007-08 RADFORD	35	885
2008-09 Gardner-Webb	32	585
2009-10 Gardner-Webb	33	713
2010-11 Liberty	33	686
2011-12 Liberty	33	785
2012-13 Liberty	34	750
2013-14 Gardner-Webb	30	768
2014-15 Gardner-Webb	32	792
2015-16 UNC Asheville	33	694
2016-17 UNC Asheville	34	618
2017-18 UNC Asheville	33	622
2018-19 Radford	33	646
2019-20 UNC Asheville	30	567

3-POINT FIELD GOALS ATTEMPTED	GP	3FGA
1987-88 Radford	29	297
1988-89 Radford	32	370
1989-90 Coastal Carolina	28	299
1990-91 UNC Asheville	27	353
1991-92 Liberty	29	420
1992-93 Liberty	28	435
1993-94 Coastal Carolina	28	309
1994-95 Coastal Carolina	28	343
1995-96 Radford	29	362
1996-97 Liberty	30	462
1997-98 Charleston Southern	28	463
1998-99 Liberty	29	453
1999-00 Coastal Carolina	30	489
2000-01 Charleston Southern	29	579
2001-02 UNC Asheville	28	511
2002-03 Coastal Carolina	28	574
2003-04 High Point	28	522
2004-05 High Point	29	541
2005-06 Birmingham-Southern	28	578
2006-07 Birmingham-Southern	30	652
2007-08 Charleston Southern	30	580
2008-09 Charleston Southern	30	781
2009-10 Charleston Southern	31	858
2010-11 Charleston Southern	30	773
2011-12 Charleston Southern	32	854
2012-13 Longwood	33	724
2013-14 Charleston Southern	30	750
2014-15 Longwood	30	657
2015-16 Presbyterian	31	703
2016-17 Presbyterian	31	794
2017-18 Presbyterian	30	851
2018-19 Campbell	36	790
2019-20 HIGH POINT	29	917

FREE THROWS	GP	FTM
1986-87 Campbell	27	408
1987-88 Campbell	28	396
1988-89 Augusta	25	411
1989-90 UNC Asheville	27	446
1990-91 Augusta	29	459
1991-92 Radford	29	509
1992-93 Radford	28	518
1993-94 Radford	30	555
1994-95 UNC Greensboro	31	531
1995-96 Charleston Southern	28	507
1996-97 Liberty	30	524
1997-98 Liberty	29	570
1998-99 Liberty	29	473
1999-00 Liberty	31	445
2000-01 Liberty	30	489
2001-02 Liberty	31	451
2002-03 Liberty	30	427
2003-04 Charleston Southern	28	478
2004-05 Liberty	33	468
2005-06 Liberty	31	450
2006-07 UNC Asheville	33	519
2007-08 RADFORD	35	608
2008-09 Liberty	33	395
2009-10 Gardner-Webb	33	488
2010-11 UNC Asheville	30	473
2011-12 Liberty	33	528
2012-13 Liberty	34	533
2013-14 High Point	33	510
2014-15 Gardner-Webb	32	515
2015-16 UNC Asheville	33	480
2016-17 High Point	30	403
2017-18 UNC Asheville	33	393
2018-19 Hampton	30	445
2019-20 Gardner-Webb	29	401

FREE THROW PERCENTAGE	GP	FTM-A	PCT
1986-87 UNC Asheville	26	336-484	69.4
1987-88 Charleston Southern	27	366-535	68.4
1988-89 Campbell	28	380-536	70.9
1989-90 UNC Asheville	27	437-615	71.0
1990-91 Coastal Carolina	28	294-406	72.4
1991-92 Radford	29	509-705	72.1
1992-93 Radford	28	518-704	73.5
1993-94 Liberty	27	410-589	69.6
1994-95 Towson State	28	429-625	68.6
1995-96 Charleston Southern	28	507-672	75.4
1996-97 UNC Asheville	27	453-616	73.5
1997-98 UNC Asheville	29	429-594	72.2
1998-99 Coastal Carolina	28	362-496	73.0
1999-00 COASTAL CAROLINA	30	398-521	76.4
2000-01 Radford	28	393-533	73.7
2001-02 Radford	27	261-384	68.0
2002-03 Liberty	30	427-614	69.5
2003-04 Radford	29	392-528	74.2
2004-05 Radford	28	375-526	71.3
2005-06 High Point	30	364-528	68.9
2006-07 Liberty	31	450-640	70.3
2007-08 Liberty	32	525-721	72.8
2008-09 Liberty	33	395-576	68.6
2009-10 UNC Asheville	30	454-640	70.9
2010-11 UNC Asheville	30	473-674	70.2
2011-12 Charleston Southern	32	422-583	72.4
2012-13 Charleston Southern	28	366-509	71.9
2013-14 Coastal Carolina	31	452-609	74.2
2014-15 Liberty	33	474-636	74.5
2015-16 High Point	31	364-486	74.9
2016-17 High Point	30	403-535	75.3
2017-18 Presbyterian	30	312-409	76.3
2018-19 Longwood	30	401-560	71.6
2019-20 Longwood	30	363-485	74.8

FIELD GOAL DEFENSE				GP	FGM-A	PCT	ASSISTS				GP	AST	STEALS				GP	STL
1986-87	Radford	30	764-1829	41.8	1986-87	Campbell	27	460	1986-87	Radford	30	338						
1987-88	UNC Asheville	25	670-1595	42.0	1987-88	Campbell	28	537	1987-88	Radford	29	384						
1988-89	Campbell	28	733-1733	42.3	1988-89	Radford	32	509	1988-89	RADFORD	32	442						
1989-90	Radford	29	656-1609	40.8	1989-90	UNC Asheville	27	416	1989-90	Radford	29	335						
1990-91	Radford	30	787-1898	41.4		Campbell	28	416	1990-91	Augusta	29	303						
1991-92	Liberty	29	693-1714	40.4	1990-91	Campbell	29	492	1991-92	Radford	29	280						
1992-93	Towson State	28	631-1662	38.0	1991-92	Campbell	28	460	1992-93	Towson State	28	316						
1993-94	UMBC	28	668-1606	41.6	1992-93	UNC Greensboro	29	525	1993-94	Towson State	28	354						
1994-95	UMBC	27	598-1639	36.5	1993-94	UNC Greensboro	29	527	1994-95	UNC Asheville	27	308						
1995-96	UMBC	27	594-1526	38.9	1994-95	UNC GREENSBORO	31	559	1995-96	Radford	29	299						
1996-97	UMBC	27	602-1560	38.6	1995-96	Radford	29	454	1996-97	Liberty	30	333						
1997-98	Liberty	29	622-1702	36.5	1996-97	UNC Greensboro	29	467	1997-98	Liberty	29	311						
1998-99	Charleston Southern	28	613-1757	34.9	1997-98	Radford	28	403	1998-99	Coastal Carolina	28	352						
1999-00	High Point	28	653-1818	35.9	1998-99	Charleston Southern	28	416	1999-00	Coastal Carolina	30	391						
2000-01	Liberty	30	639-1796	35.6	1999-00	Liberty	31	468	2000-01	High Point	29	327						
2001-02	Liberty	31	648-1820	35.6	2000-01	Charleston Southern	29	397	2001-02	High Point	28	279						
2002-03	Liberty	30	583-1697	34.4	2001-02	High Point	28	407	2002-03	High Point	30	383						
2003-04	Liberty	32	621-1836	33.8	2002-03	Elon	29	410	2003-04	Coastal Carolina	28	340						
2004-05	LIBERTY	33	633-1931	32.8	2003-04	Liberty	32	461	2004-05	Birmingham-Southern	28	365						
2005-06	Liberty	31	600-1730	34.7	2004-05	Liberty	33	518	2005-06	Coastal Carolina	28	304						
2006-07	Liberty	31	617-1732	35.6	2005-06	High Point	30	398	2006-07	Birmingham-Southern	30	330						
2007-08	Winthrop	32	610-1800	33.9	2006-07	UNC Asheville	33	444	2007-08	Radford	35	423						
2008-09	Liberty	33	616-1785	34.5	2007-08	Liberty	32	494	2008-09	High Point	31	303						
2009-10	Winthrop	31	596-1723	34.6	2008-09	Gardner-Webb	32	442	2009-10	Liberty	33	377						
2010-11	Liberty	33	631-1807	34.9	2009-10	Gardner-Webb	33	483	2010-11	Radford	30	365						
2011-12	Liberty	33	688-1999	34.4	2010-11	Gardner-Webb	34	491	2011-12	Radford	31	376						
2012-13	Liberty	34	653-1936	33.7	2011-12	Campbell	30	500	2012-13	Campbell	31	371						
2013-14	Liberty	31	611-1747	35.0	2012-13	Liberty	34	496	2013-14	High Point	33	320						
2014-15	Presbyterian	31	555-1592	34.9	2013-14	Campbell	31	503	2014-15	Campbell	31	310						
2015-16	Radford	31	593-1780	33.3	2014-15	Campbell	31	477	2015-16	Coastal Carolina	30	318						
2016-17	Radford	33	659-1877	35.1	2015-16	Campbell	31	398	2016-17	Charleston Southern	32	292						
2017-18	Campbell	30	560-1605	34.9		Liberty	33	398	2017-18	High Point	31	303						
2018-19	Radford	33	692-2016	34.3	2016-17	High Point	30	409	2018-19	Hampton	30	370						
2019-20	Campbell	29	548-1525	35.9	2017-18	Liberty	34	449	2019-20	Hampton	29	313						
					2018-19	High Point	31	504										
					2019-20	High Point	29	423										

3-POINT FIELD GOAL DEFENSE				GP	3FGM-A	PCT	ASSISTS PER GAME				GP	AST	AVG	STEALS PER GAME				GP	STL	AVG
1987-88	Augusta	25	25-90	27.8	1986-87	Campbell	27	460	17.04	1986-87	Campbell	27	333	12.33						
1988-89	Coastal Carolina	28	40-132	30.3	1987-88	CAMPBELL	28	537	19.18	1987-88	Radford	29	384	13.24						
1989-90	Campbell	28	37-138	26.8	1988-89	Campbell	28	474	16.93	1988-89	RADFORD	32	442	13.81						
1990-91	Augusta	29	43-142	30.3	1989-90	UNC Asheville	27	416	15.41	1989-90	Radford	29	335	11.55						
1991-92	Radford	29	56-197	28.4	1990-91	Campbell	29	492	16.97	1990-91	Augusta	29	303	10.45						
1992-93	Towson State	28	45-189	23.8	1991-92	Campbell	28	460	16.43	1991-92	Radford	29	280	9.66						
1993-94	LIBERTY	27	47-204	23.0	1992-93	UNC Greensboro	29	525	18.10	1992-93	Towson State	28	316	11.29						
1994-95	UNC Asheville	27	69-244	28.3	1993-94	UNC Greensboro	29	527	18.17	1993-94	Towson State	28	354	12.64						
1995-96	UMBC	27	92-330	27.9	1994-95	UNC Greensboro	31	559	18.03	1994-95	UNC Asheville	27	308	11.41						
1996-97	UNC Asheville	27	93-325	28.6	1995-96	Coastal Carolina	27	447	16.56	1995-96	UNC Asheville	27	287	10.63						
	UNC Greensboro	29	109-381	28.6	1996-97	Coastal Carolina	27	440	16.30	1996-97	UNC Greensboro	29	328	11.31						
1997-98	Liberty	29	96-406	23.6	1997-98	Radford	28	403	14.39	1997-98	Coastal Carolina	27	307	11.37						
1998-99	Coastal Carolina	28	61-228	26.8	1998-99	Charleston Southern	28	416	14.86	1998-99	Coastal Carolina	28	352	12.57						
1999-00	High Point	28	106-398	26.6	1999-00	Liberty	31	468	15.10	1999-00	Coastal Carolina	30	391	13.03						
2000-01	Elon	30	107-406	26.4	2000-01	Charleston Southern	29	397	13.69	2000-01	High Point	29	327	11.28						
2001-02	Elon	28	88-325	27.1	2001-02	High Point	28	407	14.54	2001-02	High Point	28	279	9.96						
2002-03	Elon	29	90-322	28.0	2002-03	Elon	29	410	14.14	2002-03	High Point	30	383	12.77						
2003-04	UNC Asheville	28	96-385	24.9	2003-04	Liberty	32	461	14.41	2003-04	Coastal Carolina	28	340	12.14						
2004-05	Coastal Carolina	27	78-290	26.9	2004-05	Liberty	33	518	15.70	2004-05	Birmingham-Southern	28	365	13.04						
2005-06	Liberty	31	147-539	27.3	2005-06	UNC Asheville	28	379	13.54	2005-06	Coastal Carolina	28	304	10.86						
2006-07	High Point	30	100-373	26.8	2006-07	Liberty	31	419	13.52	2006-07	Birmingham-Southern	30	330	11.00						
2007-08	Liberty	32	153-604	25.3	2007-08	Liberty	32	494	15.44	2007-08	Radford	35	423	12.09						
2008-09	High Point	31	156-558	28.0	2008-09	Charleston Southern	30	436	14.53	2008-09	Radford	28	282	10.07						
2009-10	Winthrop	31	145-512	28.3	2009-10	Gardner-Webb	33	483	14.64	2009-10	Liberty	33	377	11.42						
2010-11	Presbyterian	29	103-393	26.2	2010-11	High Point	31	476	15.35	2010-11	Radford	30	365	12.17						
2011-12	Campbell	30	152-541	28.1	2011-12	Campbell	30	500	16.67	2011-12	Radford	31	376	12.13						
2012-13	Liberty	34	176-642	27.4	2012-13	Campbell	31	480	15.48	2012-13	Campbell	31	371	11.97						
2013-14	Winthrop	33	190-674	28.2	2013-14	Campbell	31	503	16.23	2013-14	High Point	33	320	9.70						
2014-15	Presbyterian	31	152-559	27.2	2014-15	Campbell	31	477	15.39	2014-15	Campbell	31	310	10.00						
2015-16	Radford	31	138-516	26.7	2015-16	Campbell	31	398	12.84	2015-16	Coastal Carolina	30	318	10.60						
2016-17	Liberty	30	152-541	28.1	2016-17	High Point	30	409	13.63	2016-17	Charleston Southern	32	292	9.13						
2017-18	Campbell	30	111-413	26.9	2017-18	Liberty	34	449	13.21	2017-18	High Point	31	303	9.77						
2018-19	Radford	33	138-542	25.5	2018-19	High Point	31	504	16.26	2018-19	Hampton	30	370	12.33						
2019-20	Gardner-Webb	29	128-477	26.8	2019-20	High Point	29	423	14.59	2019-20	Hampton	29	313	10.79						

WOMEN'S BASKETBALL ANNUAL LEADERS - TEAM



BLOCKED SHOTS			GP	BLK	BLOCKED SHOTS PER GAME			GP	BLK	AVG	OVERAL WINS		GP	WINS
1986-87	Radford		30	127	1986-87	Radford		30	127	4.23	1986-87	Campbell	27	20
1987-88	Charleston Southern		27	98	1987-88	Charleston Southern		27	98	3.63	1987-88	Campbell	28	23
1988-89	UNC Asheville		26	85	1988-89	UNC Asheville		26	85	3.27	1988-89	Radford	32	25
1989-90	UNC Asheville		27	117	1989-90	UNC Asheville		27	117	4.33	1989-90	Radford	29	20
1990-91	Radford		30	93	1990-91	Radford		30	93	3.10	1990-91	Campbell	29	22
1991-92	Winthrop		29	89	1991-92	Winthrop		29	89	3.07	1991-92	Radford	29	20
1992-93	Towson State		28	104	1992-93	Towson State		28	104	3.71	1992-93	UNC Greensboro	29	19
1993-94	Winthrop		27	86	1993-94	Winthrop		27	86	3.19	1993-94	Radford	30	18
1994-95	Radford		30	111	1994-95	Radford		30	111	3.70	1994-95	UNC Greensboro	31	21
1995-96	Radford		29	118	1995-96	Radford		29	118	4.07	1995-96	UNC Greensboro	27	17
1996-97	Radford		28	103	1996-97	Radford		28	103	3.68		Radford	29	17
1997-98	Radford		28	74	1997-98	Radford		28	74	2.64	1996-97	Liberty	30	22
1998-99	Charleston Southern		28	66	1998-99	Charleston Southern		28	66	2.36	1997-98 LIBERTY	29	28	
1999-00	High Point		28	127	1999-00	High Point		28	127	4.54	1998-99	Liberty	29	21
2000-01	Liberty		30	142	2000-01	Liberty		30	142	4.73	1999-00	Liberty	31	23
2001-02	Liberty		31	165	2001-02	Liberty		31	165	5.32	2000-01	Liberty	30	18
2002-03	Liberty		30	155	2002-03	Liberty		30	155	5.17	2001-02	Liberty	32	23
2003-04	Liberty		32	148	2003-04	Liberty		32	148	4.63	2002-03	Liberty	30	26
2004-05	Liberty		33	149	2004-05	Liberty		33	149	4.52	2003-04	Liberty	32	25
2005-06	Radford		28	123	2005-06	Radford		28	123	4.39	2004-05	Liberty	33	26
2006-07	Radford		31	138	2006-07	Radford		31	138	4.45	2005-06	Liberty	31	25
2007-08	Radford		35	196	2007-08	Radford		35	196	5.60	2006-07	UNC Asheville	33	21
2008-09	High Point		31	165	2008-09	High Point		31	165	5.32	2007-08 LIBERTY	32	28	
2009-10	High Point		31	171	2009-10	High Point		31	171	5.52	2008-09	Liberty	33	24
2010-11	High Point		31	208	2010-11	High Point		31	208	6.71	2009-10 GARDNER-WEBB	33	28	
2011-12	High Point		33	175	2011-12	High Point		33	175	5.30	2010-11	Gardner-Webb	34	23
2012-13 HIGH POINT	30	241			2012-13 HIGH POINT	30	241	8.03			2011-12	Liberty	33	24
2013-14	High Point		33	147	2013-14	High Point		33	147	4.45	2012-13	Liberty	34	27
2014-15	Winthrop		30	173	2014-15	Winthrop		30	173	5.77	2013-14	Winthrop	33	24
2015-16	Radford		31	173	2015-16	Radford		31	173	5.58	2014-15	Liberty	33	26
2016-17	Radford		33	141	2016-17	Liberty		30	130	4.33	2015-16	UNC Asheville	33	26
2017-18	Radford		33	157	2017-18	Radford		33	157	4.76	2016-17	Radford	33	24
2018-19	Campbell		36	160	2018-19	Hampton		30	143	4.77	2017-18	Radford	33	24
2019-20	Longwood		30	176	2019-20	Longwood		30	176	5.87		Liberty	34	24
											2018-19	Radford	33	26
											2019-20	Campbell	29	21

WBB NCAA STATISTICAL CHAMPIONS



INDIVIDUAL			
Year	Category	Player, school	Total
2004	FG Percentage	Katie Feenstra, Liberty	65.7
2005	FG Percentage	Katie Feenstra, Liberty	67.1
2011	3FG Per Game	Katie Tull, Charleston Southern	3.6
2012	3FG Per Game	Diana Choibekova, Winthrop	3.9
2013	Blocks Per Game	Cheyenne Parker, High Point	4.43

TEAM			
Year	Category	School	Total
1997	Most Improved	Liberty	15.5
1999	FG Defense	Charleston Southern	34.9
2004	Most Improved	UNC Asheville	16.0
	Rebound Margin	Liberty	11.7
2005	FG Defense	Liberty	32.8
	Rebound Margin	Liberty	13.8
2010	Rebound Margin	Liberty	13.9
2012	Rebound Margin	Liberty	15.6
2013	Rebound Margin	Liberty	16.9
	Blocks Per Game	High Point	8.0
2014	Rebound Margin	Liberty	15.2
2017	Scoring Defense	Campbell	49.6



WOMEN'S BASKETBALL COACHING HISTORY

COACH	SCHOOL	YEARS (SEASONS)	BIG SOUTH	PCT	OVERALL	PCT	TOURNAMENT	PCT
Carey Green	Liberty	1999-18 (19)	264-40	.868	440-168	.724	47-5	.904
Rick Reeves	Liberty / Gardner-Webb	1991-99 (8) / 2008-18 (10)	152-140	.521	290-251	.536	21-13	.618
Wanda Watkins	Campbell	1986-94 / 2011-16 (14)	135-67	.668	230-145	.613	16-12	.571
RONNY FISHER	Presbyterian / Campbell	2008-16 (8) / 2016-pres. (4)	110-108	.505	177-190	.482	6-7	.462
Alan LeForce	Coastal Carolina	1997-13 (16)	102-128	.443	228-227	.501	9-16	.360
Luby Lichonczak	Radford	1990-01 (11)	99-53	.651	158-158	.500	20-5	.800
MIKE MCGUIRE	Radford	2013-present (7)	93-41	.694	133-87	.605	7-5	.583
DeUnna Hendrix	High Point	2012-19 (7)	89-43	.674	125-93	.573	6-7	.462
Tooey Loy	High Point	2001-11 (10)	88-56	.611	163-135	.557	9-10	.474
Brenda Mock Kirkpatrick	Brown UNC Asheville	2012-20 (8)	71-81	.467	117-137	.461	13-5	.722
Lynne Agee	UNC Greensboro	1992-97 (5)	66-12	.846	94-51	.648	9-5	.643
Gina Markland	Coastal Carolina	1986-97 (11)	56-94	.373	95-204	.318	5-11	.313
Betsy Blose	UNC Asheville	2002-12 (10)	53-95	.358	125-172	.421	5-9	.357
Charlene Curtis	Radford	1986-90 (4)	46-2	.958	84-36	.700	7-1	.875
Kevin Cook	Winthrop	2012-17 (5)	46-47	.495	68-85	.444	3-3	.500
Fred Francello	Charleston Southern	1993-01 (8)	45-67	.401	90-132	.405	6-8	.429
Jeri Porter	Radford	2002-08 (6)	43-39	.524	93-85	.522	5-6	.454
Tajama Ngongba	Radford	2008-13 (5)	43-41	.512	62-85	.422	3-5	.375
Bud Childers	Winthrop	2004-11 (7)	37-65	.363	84-131	.391	5-7	.417
Lowell Barnhart	Augusta	1986-91 (5)	36-24	.600	61-73	.455	3-4	.429
Brenda Paul ^	Elon	1999-03 (4)	35-21	.625	64-52	.552	4-4	.500
FRED APPLIN **	Charleston Southern	2012-present (8)	35-109	.243	62-162	.277	5-8	.385
Ellen Fitzkee	Towson State	1992-95 (3)	34-16	.680	44-40	.524	3-3	.500
Kathy Solano	UMBC	1993-98 (5)	34-40	.459	50-86	.368	1-5	.167
Julie Goodenough *	Charleston Southern	2006-12 (6)	34-55	.382	71-105	.403	1-6	.143
Robin Muller	Winthrop	1993-00 (7)	30-68	.306	55-136	.288	3-7	.300
Stephanie Yelton	Charleston Southern	2001-06 (5)	28-42	.400	56-84	.400	1-5	.167
Bill Reinson	Longwood	2012-18 (6)	28-86	.246	45-138	.246	3-6	.333
DAVID SIX	Hampton	2018-present (2)	26-12	.684	34-25	.576	0-1	.000
Ray Ingram	UNC Asheville	1993-97 (4)	24-38	.387	38-71	.349	1-4	.200
ALEX SIMMONS	Gardner-Webb	2018-present (2)	23-15	.605	34-26	.567	0-1	.000
Jaida Williams	Coastal Carolina	2013-16 (3)	23-37	.383	39-52	.429	1-3	.250
Todd Steelman	Presbyterian College	2016-18 (2)	19-17	.528	25-36	.410	1-2	.333
Kathleen Weber	UNC Asheville	1997-02 (5)	18-46	.281	28-110	.203	2-5	.286
Lalon Jones	UNC Asheville	1989-93 (4)	17-35	.327	25-83	.231	0-4	.000
Cheryl Nix	Winthrop	2000-04 (4)	17-39	.304	34-78	.304	1-4	.200
Ann Ellerbe Copeland	Winthrop	1986-89 (3)	16-20	.444	31-51	.378	1-3	.250
Lynette Woodard	Winthrop	2017-20 (4)	16-43	.271	24-70	.255	0-4	.000
CHELSEA BANBURY	High Point	2019-present (1)	14-6	.700	16-13	.552	0-0	.000
Germaine McAuley	Winthrop	1989-93 (4)	14-38	.269	21-91	.188	2-4	.333
Jennifer Hoover	High Point	2011-12 (1)	13-5	.722	20-13	.606	2-1	.667
Marlene Stollings	Winthrop	2011-12 (1)	12-6	.667	18-13	.581	0-1	.000
Joe Ellenburg ^	High Point	1999-01 (2)	11-17	.393	20-37	.351	1-2	.333
Mary Ann Meyers	UNC Asheville	1986-89 (3)	11-25	.306	24-53	.312	1-3	.250
ALaura SHARP	Presbyterian	2018-present (2)	11-27	.289	19-42	.311	2-1	.667
Sue Furnary	UMBC	1992-93 (1)	10-6	.625	11-16	.407	0-1	.000
Janine Hoffman ^	Birmingham-Southern	2003-05 (2)	10-18	.357	26-32	.448	3-2	.600
REBECCA TILLET	Longwood	2018-present (2)	10-28	.263	15-45	.250	0-2	.000
Brad Hodge	Birmingham-Southern	2005-07 (2)	9-19	.321	20-38	.345	0-2	.000
Kristen Holt	Radford	2001-02 (1)	8-6	.571	11-16	.407	0-1	.000
Jack Jordan	Charleston Southern	1991-93 (2)	8-20	.286	12-39	.235	1-2	.333
Tammy George	USC Upstate	2018-20 (2)	7-31	.184	17-43	.283	1-1	.500
Steve Taylor	Charleston Southern	1986-87 (1)	4-8	.333	6-20	.231	0-1	.000
Carol Meegan	Charleston Southern	1987-88 (1)	3-9	.250	8-19	.296	1-1	.500
Jody Gilden	Charleston Southern	1988-89 (1)	1-11	.083	2-27	.069	0-1	.000
John Jacumin	Charleston Southern	1989-91 (2)	1-23	.042	1-60	.016	0-2	.000

Active Big South coaches in BOLD CAPS

^ - Records listed are based on years as an official Conference opponent only.

* - denotes 7 wins (3 Conference wins) vacated as determined by NCAA Committee on Infractions

** - denotes 20 wins (8 Conference wins) vacated as determined by NCAA Committee on Infractions

WOMEN'S BASKETBALL COACHING HISTORY



TOP 10 WINNINGEST COACHES (overall wins)

1. 440 Carey Green, Liberty
2. 290 Rick Reeves, Liberty / Gardner-Webb
3. 230 Wanda Watkins, Campbell
4. 228 Alan LeForce, Coastal Carolina
5. **177 RONNY FISHER, Presbyterian / Campbell**
6. 163 Tooey Loy, High Point (2001-11)
7. 158 Luby Lichonczak, Radford (1990-01)
8. **133 MIKE MCGUIRE, Radford (2013-present)**
9. 125 Betsy Blose, UNC Asheville (2002-12)
- 125 DeUnna Hendrix, High Point (2012-19)

MOST NCAA TOURNAMENT APPEARANCES

1. 14 Carey Green, Liberty
2. 4 Rick Reeves, Liberty/Gardner-Webb
3. 3 Luby Lichonczak, Radford
4. 2 Brenda Mock Kirkpatrick, UNC Asheville
5. 1 Betsy Blose, UNC Asheville
- 1 Kevin Cook, Winthrop
- 1 MIKE MCGUIRE, Radford**

MOST NCAA TOURNAMENT VICTORIES

1. 2 Carey Green, Liberty

MOST BIG SOUTH TOURNAMENT TITLES

1. 14 Carey Green, Liberty
2. 6 Luby Lichonczak, Radford
3. 4 Rick Reeves, Liberty/Gardner-Webb
4. 3 Charlene Curtis, Radford
5. 2 Brenda Mock Kirkpatrick, UNC Asheville
6. 1 Wanda Watkins, Campbell
- 1 Betsy Blose, UNC Asheville
- 1 Kevin Cook, Winthrop
- 1 MIKE MCGUIRE, Radford**

MOST BIG SOUTH CHAMPIONSHIP GAME APPEARANCES

1. 17 Carey Green, Liberty
2. 6 Wanda Watkins, Campbell
- 6 Luby Lichonczak, Radford
- 6 Rick Reeves, Liberty/Gardner-Webb
- 4 Charlene Curtis, Radford
- 4 Lynne Agee, UNC Greensboro
7. 3 Alan LeForce, Coastal Carolina
- 3 Brenda Mock Kirkpatrick, UNC Asheville
9. 2 five coaches tied with

MOST BIG SOUTH COACH OF THE YEAR AWARDS

1. 5 Carey Green, Liberty
2. 4 Rick Reeves, Liberty/Gardner-Webb
3. **3 MIKE MCGUIRE, Radford**
- 3 RONNY FISHER, Presbyterian/Campbell**
- 2 Charlene Curtis, Radford
- 2 Wanda Watkins, Campbell
- 2 Tooey Loy, High Point

MOST NCAA POSTSEASON APPEARANCES

1. 16 Carey Green, Liberty
2. 5 Rick Reeves, Liberty/Gardner-Webb
3. **4 MIKE MCGUIRE, Radford**
- Brenda Mock Kirkpatrick, UNC Asheville
5. 3 Luby Lichonczak, Radford
- 3 **RONNY FISHER, Presbyterian/Campbell**
7. 2 Julie Goodenough, Charleston Southern
- 2 Kevin Cook, Winthrop
- 2 DeUnna Hendrix, High Point

MOST NCAA POSTSEASON VICTORIES

1. 2 Charlene Curtis, Radford (2 - WNIT)
- 2 Carey Green, Liberty (2 - NCAA)
- 2 RONNY FISHER, Campbell (2 - WBI)**
4. 1 Kevin Cook, Winthrop (1 - WNIT)
- 1 MIKE MCGUIRE, Radford (1 - WNIT)**

WBB ALL-TIME STANDINGS (BY WINS)



SCHOOL	BIG SOUTH			OVERALL			REGULAR-SEASON CHAMPIONSHIPS	20-WIN SEASONS
	W	L	PCT	W	L	PCT		
RADFORD	332	182	.646	541	467	.537	7 (1987-88*-89-90-92-17-19)	9 (1988-89-90-92-07-08-17-18-19)
Liberty	328	88	.788	564	270	.676	16 (1998-99-00-01-02-03-04-05-06-08-09-11-12-13-15-18)	19 (1997-98-99-00-02-03-04-05-06-08-09-10-11-12-13-14-15-16-18)
HIGH POINT ^	215	127	.629	344	291	.542	2 (2007-14)	5 (2006-12-14-15-19)
UNC ASHEVILLE	194	320	.377	357	626	.363	1 (2016)	2 (2007-16)
WINTHROP	188	326	.366	336	655	.339		3 (2008-13-14)
CAMPBELL	182	94	.659	310	194	.615	3 (1988*-91-20)	7 (1987-88-91-13-17-19-20)
Coastal Carolina	181	259	.411	362	483	.428		1 (2000)
CHARLESTON SOUTHERN	157	346	.312	308	647	.323		
GARDNER-WEBB	111	107	.509	200	175	.533	1 (2010)	2 (2010-11)
PRESBYTERIAN	93	125	.427	141	222	.388		
UNC Greensboro	66	12	.846	94	51	.648	5 (1993-94-95-96-97)	2 (1995-97)
LONGWOOD	38	114	.250	60	183	.247		
Augusta	36	24	.600	61	73	.455		
Elon ^	35	21	.625	64	52	.552		
Towson State	34	16	.680	44	40	.524		
HAMPTON	26	12	.684	34	25	.576		
UMBC	22	46	.324	61	102	.374		
Birmingham-Southern ^	19	37	.339	46	70	.397		
USC UPSTATE	7	31	.184	17	43	.283		

^ - Records listed are based on years as Conference opponent only

* - co-championship

current members in BOLD CAPS



WBB CURRENT MEMBER ANNUAL WON-LOSS RECORDS

CAMPBELL									
Big South					Overall				
YEAR	W	L	PCT	(PL)	W	L	PCT	COACH	
1986-87	10	2	.833	(2)	20	7	.741	Wanda Watkins	
1987-88	11	1	.917	(T-1)	23	5	.821	Wanda Watkins	
1988-89	7	5	.583	(T-2)	17	11	.607	Wanda Watkins	
1989-90	8	4	.667	(T-2)	14	14	.500	Wanda Watkins	
1990-91	12	0	1.000	(1)	22	7	.759	Wanda Watkins	
1991-92	10	2	.833	(2)	18	10	.643	Wanda Watkins	
1992-93	11	5	.687	(3)	16	10	.615	Wanda Watkins	
1993-94	11	7	.611	(T-4)	16	11	.593	Wanda Watkins	
2011-12	11	7	.611	(4)	18	12	.600	Wanda Watkins	
2012-13	11	7	.611	(T-4)	20	11	.645	Wanda Watkins	
2013-14	13	7	.650	(4)	19	12	.613	Wanda Watkins	
2014-15	13	7	.650	(T-4)	19	12	.613	Wanda Watkins	
2015-16	7	13	.350	(T-8)	13	18	.419	Wanda Watkins (230-145)	
2016-17	13	5	.722	(T-2)	21	10	.677	Ronny Fisher	
2017-18	8	10	.444	(T-6)	15	15	.500	Ronny Fisher	
2018-19	10	8	.556	(T-5)	23	13	.639	Ronny Fisher	
2019-20	16	4	.800	(1)	21	8	.724	Ronny Fisher (80-46)	
TOTALS	182	94	.659		310	194	.615		

CHARLESTON SOUTHERN									
Big South					Overall				
YEAR	W	L	PCT	(PL)	W	L	PCT	COACH	
1986-87	4	8	.333	(T-5)	6	20	.231	Steve Taylor (6-20)	
1987-88	3	9	.250	(T-6)	8	19	.296	Carol Meegan (8-19)	
1988-89	1	11	.083	(7)	2	27	.069	Jody Gilden (2-27)	
1989-90	1	11	.083	(7)	1	26	.037	John Jacumin	
1990-91	0	12	.000	(7)	0	28	.000	John Jacumin (1-60)	
1991-92	2	10	.167	(7)	2	26	.071	Jack Jordan	
1992-93	6	10	.375	(8)	10	18	.357	Jack Jordan (12-39)	
1993-94	4	14	.222	(9)	5	22	.185	Fran Francello	
1994-95	5	11	.313	(T-7)	8	20	.286	Fran Francello	
1995-96	5	9	.357	(T-4)	11	17	.393	Fran Francello	
1996-97	8	6	.571	(T-3)	12	14	.462	Fran Francello	
1997-98	5	7	.417	(T-3)	12	16	.429	Fran Francello	
1998-99	4	6	.400	(T-4)	18	10	.643	Fran Francello	
1999-00	4	10	.286	(7)	9	19	.321	Fran Francello	
2000-01	8	6	.571	(T-2)	15	14	.517	Fran Francello (90-132)	
2001-02	6	8	.429	(T-5)	12	16	.429	Stephanie Yelton	
2002-03	7	7	.500	(4)	13	15	.464	Stephanie Yelton	
2003-04	7	7	.500	(T-4)	11	17	.393	Stephanie Yelton	
2004-05	7	7	.500	(T-4)	13	15	.464	Stephanie Yelton	
2005-06	1	13	.071	(8)	7	21	.250	Stephanie Yelton (56-84)	
2006-07	2	12	.143	(T-7)	10	20	.333	Julie Goodenough	
2007-08	3	9	.250	(T-6)	8	22	.267	Julie Goodenough	
2008-09	6	10	.375	(8)	12	18	.400	Julie Goodenough	
2009-10	9	7	.563	(T-3)	17	14	.548	Julie Goodenough	
2010-11	8	8	.500	(5)	14	16	.467	Julie Goodenough	
2011-12 #	6	9	.400	(T-5)	10	15	.400	Julie Goodenough (71-105 *)	
2012-13 #	0	15	.000	(10)	0	20	.000	Fred Applin	
2013-14 #	0	16	.000	(11)	0	22	.000	Fred Applin	
2014-15 #	0	19	.000	(11)	1	25	.038	Fred Applin	
2015-16	8	12	.400	(7)	14	17	.452	Fred Applin	
2016-17	11	7	.611	(5)	18	14	.562	Fred Applin	
2017-18	5	13	.278	(T-8)	11	20	.355	Fred Applin	
2018-19	9	9	.500	(7)	14	18	.438	Fred Applin	
2019-20	2	18	.100	(11)	4	26	.133	Fred Applin (62-162 *)	
TOTALS	157	346	.312		308	647	.323		

- Denotes 27 wins (11 Conference wins) vacated as determined by NCAA Committee on Infractions

* - The overall and coach totals have been adjusted

GARDNER-WEBB									
Big South					Overall				
YEAR	W	L	PCT	(PL)	W	L	PCT	COACH	
2008-09	7	9	.438	(T-6)	17	15	.531	Rick Reeves	
2009-10	15	1	.938	(1)	28	5	.848	Rick Reeves	
2010-11	11	5	.688	(T-2)	23	11	.676	Rick Reeves	
2011-12	3	15	.167	(T-9)	4	25	.138	Rick Reeves	
2012-13	5	13	.278	(9)	13	18	.419	Rick Reeves	
2013-14	11	9	.550	(5)	16	14	.533	Rick Reeves	
2014-15	9	11	.450	(7)	15	17	.469	Rick Reeves	
2015-16	13	7	.650	(T-3)	19	12	.613	Rick Reeves	
2016-17	6	12	.333	(8)	12	19	.387	Rick Reeves	
2017-18	8	10	.444	(T-6)	19	13	.594	Rick Reeves (166-149)	
2018-19	10	8	.556	(T-5)	16	15	.516	Alex Simmons	
2019-20	13	7	.650	(5)	18	11	.621	Alex Simmons (34-26)	
TOTALS	111	107	.509		200	175	.533		

HAMPTON									
Big South					Overall				
YEAR	W	L	PCT	(PL)	W	L	PCT	COACH	
2018-19	12	6	.667	(3)	16	14	.533	David Six	
2019-20	14	6	.700	(T-3)	18	11	.621	David Six	
TOTALS	26	12	.684		34	25	.576		

HIGH POINT ^									
Big South					Overall				
YEAR	W	L	PCT	(PL)	W	L	PCT	COACH	
1999-00	3	11	.214	(8)	6	22	.214	Joe Ellenburg	
2000-01	8	6	.571	(T-2)	14	15	.483	Joe Ellenburg (20-37)	
2001-02	7	7	.500	(4)	13	15	.464	Tooey Loy	
2002-03	8	6	.571	(3)	18	12	.600	Tooey Loy	
2003-04	8	6	.571	(3)	14	14	.500	Tooey Loy	
2004-05	11	3	.786	(2)	17	12	.586	Tooey Loy	
2005-06	9	5	.642	(2)	20	10	.667	Tooey Loy	
2006-07	11	3	.786	(1)	18	12	.600	Tooey Loy	
2007-08	6	6	.500	(4)	15	15	.500	Tooey Loy	
2008-09	10	6	.625	(2)	15	16	.484	Tooey Loy	
2009-10	9	7	.563	(T-3)	17	14	.548	Tooey Loy	
2010-11	9	7	.563	(4)	16	15	.516	Tooey Loy (163-135)	
2011-12	13	5	.722	(2)	20	13	.606	Jennifer Hoover (20-13)	
2012-13	11	7	.611	(4)	17	13	.567	DeUnna Hendrix	
2013-14	16	4	.800	(1)	22	11	.667	DeUnna Hendrix	
2014-15	14	6	.700	(T-2)	20	12	.625	DeUnna Hendrix	
2015-16	10	10	.500	(6)	12	19	.387	DeUnna Hendrix	
2016-17	13	5	.722	(T-2)	15	15	.500	DeUnna Hendrix	
2017-18	10	8	.556	(4)	17	14	.548	DeUnna Hendrix	
2018-19	15	3	.833	(2)	22	9	.710	DeUnna Hendrix (125-93)	
2019-20	14	6	.700	(T-3)	16	13	.552	Chelsea Banbury	
TOTALS	215	127	.629		344	291	.542		

LONGWOOD									
Big South					Overall				
YEAR	W	L	PCT	(PL)	W	L	PCT	COACH	
2012-13	8	10	.444	(T-7)	14	19	.424	Bill Reinson	
2013-14	5	15	.250	(T-9)	8	22	.267	Bill Reinson	
2014-15	4	16	.200	(10)	4	26	.133	Bill Reinson	
2015-16	5	15	.250	(10)	8	22	.267	Bill Reinson	
2016-17	1	17	.056	(T-9)	4	26	.133	Bill Reinson	
2017-18	5	13	.278	(T-8)	7	23	.233	Bill Reinson (45-138)	
2018-19	2	16	.111	(11)	3	27	.100	Rebecca Tillett	
2019-20	8	12	.400	(T-7)	12	18	.400	Rebecca Tillett (15-45)	
TOTALS	38	114	.250		60	183	.247		

PRESBYTERIAN COLLEGE									
Big South					Overall				
YEAR	W	L	PCT	(PL)	W	L	PCT	COACH	
2008-09	1	15	.063	(9)	4	25	.138	Ronny Fisher	
2009-10	3	13	.188	(T-8)	5	25	.167	Ronny Fisher	
2010-11	5	11	.313	(T-6)	9	20	.310	Ronny Fisher	
2011-12	8	10	.444	(7)	14	15	.483	Ronny Fisher	
2012-13	14	4	.778	(T-2)	19	12	.613	Ronny Fisher	
2013-14	9	11	.450	(7)	12	19	.387	Ronny Fisher	
2014-15	10	10	.500	(6)	16	15	.516	Ronny Fisher	
2015-16	13	7	.650	(T-3)	18	13	.581	Ronny Fisher (97-144)	
2016-17	10	8	.556	(6)	13	18	.419	Todd Steelman	
2017-18	9	9	.500	(5)	12	18	.400	Todd Steelman (25-36)	
2018-19	4	14	.222	(9)	7	24	.226	Alaura Sharp	
2019-20	7	13	.350	(9)	12	18	.400	Alaura Sharp (19-42)	
TOTALS	93	125	.427		141	222	.388		

WBB CURRENT MEMBER ANNUAL WON-LOSS RECORDS



RADFORD									
Big South					Overall				
YEAR	W	L	PCT	(PL)	W	L	PCT	COACH	
1986-87	11	1	.917	(1)	18	12	.600	Charlene Curtis	
1987-88	11	1	.917	(T-1)	21	8	.724	Charlene Curtis	
1988-89	12	0	1.000	(1)	25	7	.781	Charlene Curtis	
1989-90	12	0	1.000	(1)	20	9	.690	Charlene Curtis (84-36)	
1990-91	8	4	.667	(T-2)	13	17	.433	Luby Lichonczak	
1991-92	11	1	.917	(1)	20	9	.690	Luby Lichonczak	
1992-93	12	4	.750	(2)	17	11	.607	Luby Lichonczak	
1993-94	12	6	.667	(T-2)	18	12	.600	Luby Lichonczak	
1994-95	10	6	.625	(3)	15	15	.500	Luby Lichonczak	
1995-96	10	4	.719	(2)	17	12	.586	Luby Lichonczak	
1996-97	7	7	.500	(T-5)	12	16	.429	Luby Lichonczak	
1997-98	10	2	.833	(2)	14	14	.500	Luby Lichonczak	
1998-99	5	5	.500	(3)	11	17	.393	Luby Lichonczak	
1999-00	9	5	.643	(T-2)	11	17	.393	Luby Lichonczak	
2000-01	5	9	.357	(6)	10	18	.357	Luby Lichonczak (158-158)	
2001-02	8	6	.571	(3)	11	16	.407	Kristen Holt (11-16)	
2002-03	5	9	.357	(T-6)	9	18	.333	Jeri Porter	
2003-04	7	7	.500	(T-4)	15	14	.517	Jeri Porter	
2004-05	6	8	.429	(6)	12	16	.429	Jeri Porter	
2005-06	7	7	.500	(T-3)	14	14	.500	Jeri Porter	
2006-07	10	4	.714	(T-2)	20	11	.645	Jeri Porter	
2007-08	8	4	.667	(2)	23	12	.657	Jeri Porter (93-85)	
2008-09	9	7	.563	(T-3)	10	18	.357	Tajama Ngongba	
2009-10	5	11	.313	(7)	6	22	.214	Tajama Ngongba	
2010-11	11	5	.688	(T-2)	14	16	.467	Tajama Ngongba	
2011-12	9	9	.500	(T-5)	16	15	.516	Tajama Ngongba	
2012-13	9	9	.500	(6)	16	14	.533	Tajama Ngongba (62-85)	
2013-14	5	15	.250	(T-9)	7	23	.233	Mike McGuire	
2014-15	14	6	.700	(T-2)	17	14	.548	Mike McGuire	
2015-16	13	7	.650	(T-3)	18	13	.581	Mike McGuire	
2016-17	14	4	.778	(1)	24	9	.727	Mike McGuire	
2017-18	15	3	.833	(2)	24	9	.727	Mike McGuire	
2018-19	17	1	.944	(1)	26	7	.788	Mike McGuire	
2019-20	15	5	.750	(2)	17	12	.586	Mike McGuire (133-87)	
TOTALS	332	182	.646		541	467	.537		

UNC ASHEVILLE									
Big South					Overall				
YEAR	W	L	PCT	(PL)	W	L	PCT	COACH	
1986-87	4	8	.333	(T-5)	6	20	.231	Mary Ann Meyers	
1987-88	4	8	.333	(5)	11	14	.440	Mary Ann Meyers	
1988-89	3	9	.250	(6)	7	19	.269	Mary Ann Meyers (24-53)	
1989-90	6	6	.500	(4)	10	17	.370	Lalon Jones	
1990-91	6	6	.500	(T-4)	8	19	.296	Lalon Jones	
1991-92	5	7	.417	(4)	7	20	.259	Lalon Jones	
1992-93	0	16	.000	(10)	0	27	.000	Lalon Jones (25-83)	
1993-94	5	13	.278	(8)	8	20	.286	Ray Ingram	
1994-95	7	9	.438	(T-5)	10	17	.370	Ray Ingram	
1995-96	4	10	.286	(7)	6	21	.222	Ray Ingram	
1996-97	8	6	.571	(T-3)	14	13	.519	Ray Ingram (38-71)	
1997-98	4	8	.333	(T-5)	7	22	.241	Kathleen Weber	
1998-99	2	8	.200	(6)	5	23	.179	Kathleen Weber	
1999-00	8	6	.571	(4)	9	17	.346	Kathleen Weber	
2000-01	3	11	.214	(8)	6	21	.222	Kathleen Weber	
2001-02	1	13	.071	(8)	1	27	.036	Kathleen Weber (28-110)	
2002-03	0	14	.000	(8)	3	25	.107	Betsy Blose	
2003-04	9	5	.643	(2)	19	9	.679	Betsy Blose	
2004-05	8	6	.571	(3)	18	12	.600	Betsy Blose	
2005-06	6	8	.429	(T-6)	15	13	.536	Betsy Blose	
2006-07	9	5	.643	(T-4)	21	12	.636	Betsy Blose	
2007-08	3	9	.250	(T-6)	12	18	.400	Betsy Blose	
2008-09	7	9	.438	(T-6)	10	20	.333	Betsy Blose	
2009-10	3	13	.188	(T-8)	8	22	.267	Betsy Blose	
2010-11	5	11	.313	(T-6)	12	18	.400	Betsy Blose	
2011-12	3	15	.167	(T-9)	7	23	.233	Betsy Blose (125-172)	
2012-13	0	18	.000	(11)	2	28	.067	Brenda Mock Kirkpatrick	
2013-14	7	13	.350	(8)	11	20	.355	Brenda Mock Kirkpatrick	
2014-15	7	13	.350	(8)	9	22	.290	Brenda Mock Kirkpatrick	
2015-16	16	4	.800	(1)	26	7	.788	Brenda Mock Kirkpatrick	
2016-17	9	9	.500	(7)	19	15	.559	Brenda Mock Kirkpatrick	
2017-18	12	6	.667	(3)	17	16	.515	Brenda Mock Kirkpatrick	
2018-19	11	7	.611	(4)	17	15	.531	Brenda Mock Kirkpatrick	
2019-20	9	11	.450	(6)	16	14	.533	Brenda Mock Kirkpatrick (117-137)	
TOTALS	194	320	.377		357	626	.363		

Big South					USC UPSTATE					
					Overall					
YEAR	W	L	PCT	(PL)	W	L	PCT	COACH		
2018-19	3	15	.167	(10)	7	23	.233	Tammy George		
2019-20	4	16	.200	(10)	10	20	.333	Tammy George (17-43)		
TOTALS	7	31	.184		17	43	.283			

Big South					WINTHROP					
					Overall					
YEAR	W	L	PCT	(PL)	W	L	PCT	COACH		
1986-87	5	7	.417	(4)	7	18	.280	Ann Ellerbe Copeland		
1987-88	5	7	.417	(T-3)	13	16	.448	Ann Ellerbe Copeland		
1988-89	6	6	.500	(T-4)	11	17	.393	Ann Ellerbe Copeland (31-51)		
1989-90	4	8	.333	(5)	6	23	.207	Germaine McAuley		
1990-91	2	10	.167	(6)	3	24	.111	Germaine McAuley		
1991-92	3	9	.250	(T-5)	6	23	.207	Germaine McAuley		
1992-93	5	11	.313	(9)	6	21	.222	Germaine McAuley (21-91)		
1993-94	2	16	.111	(10)	3	24	.111	Robin Muller		
1994-95	3	13	.188	(9)	4	23	.148	Robin Muller		
1995-96	7	7	.500	(T-4)	13	15	.464	Robin Muller		
1996-97	7	7	.500	(T-5)	11	17	.393	Robin Muller		
1997-98	2	10	.167	(7)	5	22	.185	Robin Muller		
1998-99	4	6	.400	(T-4)	11	16	.407	Robin Muller		
1999-00	5	9	.357	(6)	9	19	.321	Robin Muller (55-136)		
2000-01	4	10	.286	(7)	8	20	.286	Cheryl Nix		
2001-02	6	8	.429	(T-5)	11	18	.379	Cheryl Nix		
2002-03	5	9	.357	(T-6)	10	18	.357	Cheryl Nix		
2003-04	2	12	.143	(8)	5	22	.185	Cheryl Nix (34-78)		
2004-05	0	14	.000	(8)	2	26	.071	Bud Childers		
2005-06	7	7	.500	(T-3)	14	15	.483	Bud Childers		
2006-07	2	12	.143	(T-7)	6	26	.188	Bud Childers		
2007-08	7	5	.583	(3)	20	12	.625	Bud Childers		
2008-09	9	7	.563	(T-3)	16	16	.500	Bud Childers		
2009-10	7	9	.438	(T-5)	13	18	.419	Bud Childers		
2010-11	5	11	.313	(T-6)	13	18	.419	Bud Childers (84-131)		
2011-12	12	6	.667	(3)	18	13	.581	Marlene Stollings (18-13)		
2012-13	14	4	.778	(T-2)	21	12	.636	Kevin Cook		
2013-14	15	5	.750	(T-2)	24	9	.727	Kevin Cook		
2014-15	13	7	.650	(T-4)	17	13	.567	Kevin Cook		
2015-16	3	17	.150	(11)	4	26	.133	Kevin Cook		
2016-17	1	17	.056	(T-9)	2	29	.065	Cook / Woodard		
	1	14	.067		2	25	.074	Kevin Cook (68-85)		
	0	3	.000		0	4	.000	Lynette Woodard (0-4)		
2017-18	2	16	.111	(10)	3	27	.100	Lynette Woodard		
2018-19	6	12	.333	(8)	10	20	.333	Lynette Woodard		
2019-20	8	12	.400	(T-7)	11	19	.367	Lynette Woodard (24-70)		
TOTALS	188	326	.366		336	655	.339			

^ - Records listed are based on years as Conference opponent only



WBB FORMER MEMBER ANNUAL WON-LOSS RECORDS

AUGUSTA									
Big South				Overall					
YEAR	W	L	PCT	(PL)	W	L	PCT	COACH	
1986-87	8	4	.667	(3)	15	11	.577	Lowell Barnhart	
1987-88	5	7	.417	(T-3)	11	14	.440	Lowell Barnhart	
1988-89	7	5	.583	(T-2)	11	14	.440	Lowell Barnhart	
1989-90	8	4	.667	(T-2)	13	16	.448	Lowell Barnhart	
1990-91	8	4	.667	(T-2)	11	18	.329	Lowell Barnhart	
TOTALS	36	24	.600		61	73	.455		

BIRMINGHAM-SOUTHERN ^									
Big South					Overall				
YEAR	W	L	PCT	(PL)	W	L	PCT	COACH	
2003-04	3	11	.214	(7)	13	17	.433	Janine Hoffman	
2004-05	7	7	.500	(T-4)	13	15	.464	Janine Hoffman (26-32)	
2005-06	6	8	.429	(T-6)	12	16	.429	Brad Hodge	
2006-07	3	11	.214	(6)	8	22	.267	Brad Hodge (20-38,)	
TOTALS	19	37	.339		46	70	.397		

COASTAL CAROLINA									
Big South					Overall				
YEAR	W	L	PCT	(PL)	W	L	PCT	COACH	
1986-87	0	12	.000	(7)	0	24	.000	Gina Markland	
1987-88	3	9	.250	(T-6)	7	19	.269	Gina Markland	
1988-89	6	6	.500	(T-4)	14	14	.500	Gina Markland	
1989-90	3	9	.250	(6)	4	24	.143	Gina Markland	
1990-91	6	6	.500	(T-4)	9	19	.321	Gina Markland	
1991-92	3	9	.250	(T-5)	7	20	.259	Gina Markland	
1992-93	8	8	.500	(7)	11	17	.393	Gina Markland	
1993-94	10	8	.556	(T-6)	14	14	.500	Gina Markland	
1994-95	7	9	.438	(T-5)	12	16	.429	Gina Markland	
1995-96	7	7	.500	(T-4)	10	17	.370	Gina Markland	
1996-97	3	11	.214	(7)	7	20	.259	Gina Markland (95-204)	
1997-98	5	7	.417	(T-3)	9	18	.333	Alan LeForce	
1998-99	6	4	.600	(2)	18	10	.643	Alan LeForce	
1999-00	9	5	.643	(T-2)	20	10	.667	Alan LeForce	
2000-01	8	6	.571	(T-2)	14	13	.519	Alan LeForce	
2001-02	5	9	.357	(7)	11	18	.379	Alan LeForce	
2002-03	6	8	.429	(5)	13	15	.464	Alan LeForce	
2003-04	6	8	.429	(6)	13	15	.464	Alan LeForce	
2004-05	4	10	.286	(7)	9	18	.333	Alan LeForce	
2005-06	7	7	.500	(T-3)	18	10	.643	Alan LeForce	
2006-07	9	5	.643	(T-4)	18	11	.621	Alan LeForce	
2007-08	4	8	.333	(5)	16	12	.571	Alan LeForce	
2008-09	8	8	.500	(5)	16	14	.533	Alan LeForce	
2009-10	7	9	.438	(T-5)	17	13	.567	Alan LeForce	
2010-11	4	12	.250	(9)	10	19	.345	Alan LeForce	
2011-12	6	12	.333	(8)	13	15	.464	Alan LeForce	
2012-13	8	10	.444	(T-7)	13	16	.448	Alan LeForce (228-227)	
2013-14	10	10	.500	(6)	15	16	.484	Jaida Williams	
2014-15	6	14	.300	(9)	12	18	.400	Jaida Williams	
2015-16	7	13	.350	(T-8)	12	18	.400	Jaida Williams (39-52)	
TOTALS	181	259	.411		362	483	.428		

ELON ^							
Big South				Overall			
YEAR	W	L	PCT (PL)	W	L	PCT	COACH
1999-00	6	8	.429 (5)	14	15	.483	Brenda Paul
2000-01	8	6	.571 (T-2)	16	14	.533	Brenda Paul
2001-02	10	4	.714 (2)	15	13	.536	Brenda Paul
2002-03	11	3	.786 (2)	19	10	.655	Brenda Paul
TOTALS	35	21	.625	64	52	.552	

LIBERTY									
Big South					Overall				
YEAR	W	L	PCT	(PL)	W	L	PCT	COACH	
1991-92	7	5	.583	(3)	12	17	.414	Rick Reeves	
1992-93	10	6	.625	(T-4)	16	12	.571	Rick Reeves	
1993-94	10	8	.556	(T-6)	13	14	.481	Rick Reeves	
1994-95	5	11	.313	(T-7)	7	20	.259	Rick Reeves	
1995-96	2	12	.143	(8)	5	22	.185	Rick Reeves	
1996-97	9	5	.643	(2)	22	8	.733	Rick Reeves	
1997-98	12	0	1.000	(1)	28	1	.966	Rick Reeves	
1998-99	9	1	.900	(1)	21	8	.724	Rick Reeves	(124-102)
1999-00	12	2	.857	(1)	23	8	.742	Carey Green	
2000-01	12	2	.857	(1)	18	12	.600	Carey Green	
2001-02	13	1	.929	(1)	23	8	.742	Carey Green	
2002-03	14	0	1.000	(1)	26	4	.867	Carey Green	
2003-04	14	0	1.000	(1)	25	7	.781	Carey Green	
2004-05	13	1	.929	(1)	26	7	.788	Carey Green	
2005-06	13	1	.928	(1)	25	6	.806	Carey Green	
2006-07	10	4	.714	(T-2)	19	12	.613	Carey Green	
2007-08	11	1	.917	(1)	28	4	.875	Carey Green	
2008-09	15	1	.938	(1)	24	9	.727	Carey Green	
2009-10	14	2	.875	(2)	27	6	.818	Carey Green	
2010-11	14	2	.875	(1)	22	11	.667	Carey Green	
2011-12	16	2	.889	(1)	24	9	.727	Carey Green	
2012-13	16	2	.889	(1)	27	7	.794	Carey Green	
2013-14	15	5	.750	(2)	20	11	.645	Carey Green	
2014-15	19	1	.950	(1)	26	7	.788	Carey Green	
2015-16	15	5	.750	(2)	20	13	.606	Carey Green	
2016-17	12	6	.667	(4)	13	17	.433	Carey Green	
2017-18	16	2	.889	(1)	24	10	.706	Carey Green	(440-168)
TOTALS	328	88	.788		564	270	.676		

TOWSON STATE							
Big South				Overall			
YEAR	W	L	PCT (PL)	W	L	PCT	COACH
1992-93	10	6	.625 (T-4)	12	16	.429	Ellen Fitzkee
1993-94	11	7	.611 (T-4)	17	11	.607	Ellen Fitzkee
1994-95	13	3	.813 (2)	15	13	.536	Ellen Fitzkee
TOTALS	34	16	.680	44	40	.524	

				UMBC			
Big South				Overall			
YEAR	W	L	PCT (PL)	W	L	PCT	COACH
1992-93	10	6	.625 (T-5)	11	16	.407	Sue Furnary (11-16)
1993-94	12	6	.667 (T-2)	15	13	.536	Kathy Solano
1994-95	8	8	.500 (4)	12	15	.444	Kathy Solano
1995-96	9	5	.643 (3)	12	15	.444	Kathy Solano
1996-97	1	13	.071 (8)	4	23	.148	Kathy Solano
1997-98	4	8	.333 (T-5)	7	20	.259	Kathy Solano (50-86)
TOTALS	22	46	.324	61	102	.374	

UNC GREENSBORO									
Big South				Overall					
YEAR	W	L	PCT (PL)	W	L	PCT	COACH		
1992-93	14	2	.875 (1)	19	10	.655	Lynne Agee		
1993-94	13	5	.722 (1)	17	12	.586	Lynne Agee		
1994-95	14	2	.875 (1)	21	10	.677	Lynne Agee		
1995-96	12	2	.857 (1)	17	10	.630	Lynne Agee		
1996-97	13	1	.929 (1)	20	9	.690	Lynne Agee		
TOTALS	66	12	.846	94	51	.648			

^ - Records listed are based on years as Conference opponent only

1987

March 3-7

Dedmon Center - Radford, Va.

Quarterfinals

(3) Augusta 84 (6) Charleston Southern 74
(2) Campbell 83 (7) Coastal Carolina 64
(5) UNC Asheville 69 (4) Winthrop 56

Semifinals

(1) Radford 89 (5) UNC Asheville 68
(2) Campbell 74 (3) Augusta 70

Championship

(1) Radford 71 (2) Campbell 59

ALL-TOURNAMENT TEAM

Stephanie Howard (MVP)	So.	G	Radford
Sheryl Absher	Jr.	G	Radford
Darlene Adkins	Sr.	F	Radford
Denise Ford	So.	F	Campbell
Regina McKeithan	Jr.	C	Campbell
Gina Arp	Sr.	F	Augusta

1988

Feb. 27-March 1

Carter Gymnasium - Buies Creek, N.C.

Quarterfinals

(2) Campbell 95 (7) Coastal Carolina 54
(6) Charleston Southern 69 (3) Augusta 61
(4) Winthrop 77 (5) UNC Asheville 62

Semifinals

(2) Campbell 93 (6) Charleston Southern 80
(1) Radford 86 (4) Winthrop 63

Championship

(1) Radford 100 (2) Campbell 81

ALL-TOURNAMENT TEAM

Regina McKeithan (MVP)	Sr.	C	Campbell
Karen Bowles	So.	F	Radford
Stephanie Howard	Jr.	G	Radford
Carole Smith	Fr.	G	Radford
Denise Ford	Jr.	F	Campbell
Julie Skinner	Sr.	G	Campbell
Kim Segars	Jr.	C	Winthrop

1989

Feb. 23-25

Dedmon Center - Radford, Va.

Quarterfinals

(3) Campbell 64 (6) UNC Asheville 45
(4) Coastal Carolina 73 (5) Winthrop 65
(7) Charleston Southern advances by default *

Semifinals

(3) Campbell 89 (7) Charleston Southern 65
(1) Radford 93 (4) Coastal Carolina 54

Championship

(3) Campbell 58 (1) Radford 53

* Augusta was involved in an accident en route to the tournament and did not compete

ALL-TOURNAMENT TEAM

Denise Ford (MVP)	Sr.	F	Campbell
Cyndi Hicks	Sr.	F	Campbell
Tammy Brown	So.	C	Campbell
Stephanie Howard	Sr.	G	Radford
Rhonda Grant	So.	C	Coastal Carolina
Holly Bottar	Fr.	G	Coastal Carolina

1990

March 8-10

Justice Center - Asheville, N.C.

Quarterfinals

(2) Campbell 84 (7) Charleston Southern 63
(3) Augusta 62 (6) Coastal Carolina 54
(5) Winthrop 75 (4) UNC Asheville 60

Semifinals

(1) Radford 68 (5) Winthrop 46
(2) Campbell 71 (3) Augusta 67

Championship

(1) Radford 69 (2) Campbell 65

ALL-TOURNAMENT TEAM

Karen Bowles (MVP)	Sr.	F	Radford
Patrinda Toney	Jr.	G	Radford
LaTonya McConico	Jr.	F	Radford
Lisa Allison	Fr.	F	Campbell
Tammy Brown	Jr.	C	Campbell

1991

March 7-9

Dedmon Center - Radford, Va.

Quarterfinals

(5) Coastal Carolina 76 (4) UNC Asheville 70
(3) Augusta 71 (6) Winthrop 61
(2) Radford 82 (7) Charleston Southern 45

Semifinals

(1) Campbell 70 (5) Coastal Carolina 55
(2) Radford 93 (3) Augusta 71

Championship

(2) Radford 65 (1) Campbell 64

ALL-TOURNAMENT TEAM

Roz Groce (MVP)	Jr.	G	Radford
Becky Harden	Jr.	F	Radford
Tammy Brown	Sr.	F	Campbell
Laurie Hood	Jr.	C	Campbell
Debbie Born	Sr.	C	Augusta

1992

March 12-14

Dedmon Center - Radford, Va.

Quarterfinals

(5) Winthrop 66 (4) UNC Asheville 59
(2) Campbell 76 (7) Charleston Southern 63
(3) Liberty 78 (6) Coastal Carolina 65

Semifinals

(1) Radford 97 (5) Winthrop 69
(2) Campbell 73 (3) Liberty 68 (OT)

Championship

(1) Radford 85 (2) Campbell 77

ALL-TOURNAMENT TEAM

Patrinda Toney (MVP)	Sr.	G	Radford
Tammie Crown	Jr.	C	Radford
Laurie Hood	Sr.	C	Campbell
Jeri Wiley	Sr.	G	Liberty
Wendy Johnson	Sr.	C	Liberty

1993

March 10-12, 21

Dedmon Center - Radford, Va.

First Round

(8) Charleston Southern 61 (9) Winthrop 57
(7) Coastal Carolina 72 (10) UNC Asheville 49

Quarterfinals

(4) Towson State 70 (5) UMBC 55
(1) UNC Greensboro 58 (8) Charleston Southern 55
(6) Liberty 66 (3) Campbell 57
(2) Radford 81 (7) Coastal Carolina 62

Semifinals

(1) UNC Greensboro 81 (4) Towson State 69
(2) Radford 70 (6) Liberty 62

Championship

(2) Radford 62 (1) UNC Greensboro 57

ALL-TOURNAMENT TEAM

Shannan Wilkey (MVP)	Jr.	G	Radford
Tammie Crown	Sr.	C	Radford
Micky Haywood	Sr.	G	UNC Greensboro
Vickie Henson	Jr.	C	UNC Greensboro
Ginny Coleman	So.	G	Liberty

1994

March 9-12

Spectator Gymnasium - Greensboro, N.C.

First Round

(7) Coastal Carolina 67 (10) Winthrop 51
(8) UNC Asheville 74 (9) Charleston Southern 57

Quarterfinals

(3) Radford 80 (6) Liberty 70
(2) UMBC 63 (7) Coastal Carolina 44
(5) Towson State 65 (4) Campbell 64
(1) UNC Greensboro 77 (8) UNC Asheville 74

Semifinals

(3) Radford 72 (2) UMBC 63
(1) UNC Greensboro 74 (5) Towson State 69

Championship

(3) Radford 83 (1) UNC Greensboro 78

ALL-TOURNAMENT TEAM

Shannan Wilkey (MVP)	Sr.	G	Radford
Mindy Ballinger	So.	G	Radford
Samantha Gilbert	Sr.	F	Radford
Alisa Moore	So.	C	UNC Greensboro
Vickie Henson	Sr.	C	UNC Greensboro

1995

March 8-11

Dedmon Center - Radford, Va.

First Round

(8) Charleston Southern 69 (9) Winthrop 50

Quarterfinals

(1) UNC Greensboro 78 (8) Charleston Southern 70
(5) Coastal Carolina 65 (4) UMBC 55
(2) Towson State 77 (7) Liberty 69
(3) Radford 85 (6) UNC Asheville 74

Semifinals

(1) UNC Greensboro 85 (5) Coastal Carolina 57
(3) Radford 90 (2) Towson State 73

Championship

(3) Radford 68 (1) UNC Greensboro 63

ALL-TOURNAMENT TEAM

Alisa Moore (MVP)	Jr.	C	UNC Greensboro
Jenny Goode	Sr.	G	Radford
Dede Logeman	Jr.	F	Radford
Lisa Howard	Jr.	G	Radford
Jai Cole	So.	G	UNC Greensboro

1996

March 7-9

Dedmon Center - Radford, Va.

Quarterfinals

- (1) UNC Greensboro 84 (8) Liberty 40
(5) Winthrop 81 (4) Coastal Carolina 71
(6) Charleston Southern 60 (3) UMBC 55
(2) Radford 98 (7) UNC Asheville 65

Semifinals

- (5) Winthrop 72 (1) UNC Greensboro 69
(2) Radford 93 (6) Charleston Southern 75

Championship

- (2) Radford 85 (5) Winthrop 83

ALL-TOURNAMENT TEAM

Anne Cox (MVP)	So.	G/F	Winthrop
Dede Logemann	Sr.	F	Radford
Lisa Howard	Sr.	G	Radford
Jennifer Churchill	Fr.	C	Winthrop
Misty Mooring	Fr.	G	Winthrop

1997

Feb. 27-March 1

Vines Center - Lynchburg, Va.

Quarterfinals

- (1) UNC Greensboro 68 (8) UMBC 50
(5) Radford 77 (4) Charleston Southern 57
(6) Winthrop 70 (3) UNC Asheville 60
(2) Liberty 71 (7) Coastal Carolina 61

Semifinals

- (1) UNC Greensboro 83 (5) Radford 70
(2) Liberty 63 (6) Winthrop 50

Championship

- (2) Liberty 89 (1) UNC Greensboro 82

ALL-TOURNAMENT TEAM

Elena Kisseleva (MVP)	Fr.	F	Liberty
Jennifer Churchill	So.	C	Winthrop
Melinda Goodson	Fr.	G	UNC Greensboro
Sharon Wilkerson	Fr.	G	Liberty
Sarah Wilkerson	Fr.	G	Liberty

1998

Feb. 26-28

Vines Center - Lynchburg, Va.

Quarterfinals

- (2) Radford 77 (7) Winthrop 72
(6) UNC Asheville 60 (3) Coastal Carolina 59
(4) Charleston Southern 57 (5) UMBC 51 (OT)

Semifinals

- (1) Liberty 64 (4) Charleston Southern 54
(6) UNC Asheville 81 (2) Radford 74

Championship

- (1) Liberty 65 (6) UNC Asheville 53

ALL-TOURNAMENT TEAM

Emily Hill (MVP)	So.	G	UNC Asheville
Elena Kisseleva	So.	F	Liberty
Sarah Wilkerson	So.	G	Liberty
Sharon Wilkerson	So.	G	Liberty
Lori Mitchell	Jr.	G	Radford

1999

Feb. 25-27

Asheville Civic Center - Asheville, N.C.

Quarterfinals

- (4) Charleston Southern 72 (5) Winthrop 61
(3) Radford 66 (6) UNC Asheville 61

Semifinals

- (1) Liberty 70 (4) Charleston Southern 55
(2) Coastal Carolina 70 (3) Radford 49

Championship

- (1) Liberty 68 (2) Coastal Carolina 55

Elon and High Point, not eligible for the Tournament, played an exhibition, won by Elon, 58-54

ALL-TOURNAMENT TEAM

Elena Kisseleva (MVP)	Jr.	F	Liberty
Sarah Wilkerson	Jr.	G	Liberty
Sharon Wilkerson	Jr.	G	Liberty
Cheri McNeil	Jr.	F	Coastal Carolina
Elisa Fellers	Sr.	C	UNC Asheville

2000

March 2-4

Asheville Civic Center - Asheville, N.C.

Quarterfinals

- (5) Elon 58 (4) UNC Asheville 39
(1) Liberty 67 (8) High Point 49
(7) Charleston Southern 75 (2) Radford 52
(3) Coastal Carolina 75 (6) Winthrop 55

Semifinals

- (1) Liberty 68 (5) Elon 51
(3) Coastal Carolina 73 (7) Charleston Southern 62

Championship

- (1) Liberty 74 (3) Coastal Carolina 64

ALL-TOURNAMENT TEAM

Elena Kisseleva (MVP)	Sr.	F	Liberty
Sarah Farley	Sr.	G	Liberty
Alison Bach	Jr.	F	Coastal Carolina
Cheri McNeil	Sr.	F	Coastal Carolina
Kate Sanford	Sr.	C	Charleston So.

2001

Feb. 28-March 3

Roanoke Civic Center - Roanoke, Va.

Quarterfinals

- (1) Liberty 57 (8) UNC Asheville 49
(4) High Point 65 (5) Coastal Carolina 60
(2) Elon 67 (7) Winthrop 53
(3) Charleston Southern 65 (6) Radford 60 (OT)

Semifinals

- (1) Liberty 74 (4) High Point 55
(2) Elon 67 (3) Charleston Southern 53

Championship

- (1) Liberty 52 (2) Elon 47

ALL-TOURNAMENT TEAM

Michelle Fricke (MVP)	So.	F/C	Liberty
Kristina Palaimaite	Fr.	F	Liberty
Rachel Young	Jr.	G	Liberty
Loretta Lawson	Sr.	G	Elon
Jessica Guarneri	So.	C	UNC Asheville

2002

Feb. 27-March 2

Roanoke Civic Center - Roanoke, Va.

Quarterfinals

- (1) Liberty 76 (8) UNC Asheville 52
(5) Charleston Southern 74 (4) High Point 69
(7) Coastal Carolina 66 (2) Elon 64
(6) Winthrop 54 (3) Radford 50

Semifinals

- (1) Liberty 54 (5) Charleston Southern 41
(7) Coastal Carolina 58 (6) Winthrop 56

Championship

- (1) Liberty 57 (7) Coastal Carolina 33

ALL-TOURNAMENT TEAM

Nikki Reddick (MVP)	So.	G	Coastal Carolina
Katie Feenstra	Fr.	C	Liberty
Kristal Tharp	Fr.	G	Liberty
Cesurian Champagne	Sr.	G/F	Charleston So.
Stephanie Pannell	So.	F/C	UNC Asheville

2003

March 5, 8-9

Quarterfinals (Home Sites of Higher Seeds)

- (1) Liberty 70 (8) UNC Asheville 39
(5) Coastal Carolina 77 (4) Charleston Southern 72
(2) Elon 73 (7) Winthrop 61
(3) High Point 59 (6) Radford 45

Semifinals (at Vines Center - Lynchburg, Va.)

- (1) Liberty 78 (5) Coastal Carolina 68
(3) High Point 80 (2) Elon 66

Championship (at Vines Center - Lynchburg, Va.)

- (1) Liberty 84 (3) High Point 71

ALL-TOURNAMENT TEAM

Katie Feenstra (MVP)	So.	C	Liberty
Kristal Tharp	So.	G	Liberty
Misty Brockman	Sr.	G	High Point
Narelle Henry	Jr.	G	High Point
Nikki Reddick	So.	G	Coastal Carolina

2004

March 9, 11, 13
at highest seeds

Quarterfinals

- (1) Liberty 81 (8) Winthrop 47
(5) Radford 58 (4) Charleston Southern 57
(6) Coastal Carolina 68 (3) High Point 62
(7) Birmingham-Southern 56 (2) UNC Asheville 49

Semifinals

- (1) Liberty 82 (5) Radford 59
(7) Birmingham-So. 55 (6) Coastal Carolina 49

Championship

- (1) Liberty 54 (7) Birmingham-Southern 41

ALL-TOURNAMENT TEAM

Katie Feenstra (MVP)	Jr.	C	Liberty
Kristina Palaimaite	Sr.	F	Liberty
Lindsay Boyett	Sr.	G	B'ham-Southern
Nikki Reddick	Sr.	G	Coastal Carolina
Kylie Williamson	Sr.	G	Radford

2005

March 8, 11-12

Quarterfinals (at highest seeds)

- (1) Liberty 83 (8) Winthrop 36
 (4) Birmingham-So. 60 (5) Charleston So. 45
 (2) High Point 55 (7) Coastal Carolina 41
 (3) UNC Asheville 47 (6) Radford 32

Semifinals (at Vines Center - Lynchburg, Va.)

- (1) Liberty 80 (4) Birmingham-Southern 44
 (3) UNC Asheville 75 (2) High Point 53

Championship (at Vines Center - Lynchburg, Va.)

- (1) Liberty 88 (3) UNC Asheville 41

ALL-TOURNAMENT TEAM

Katie Feenstra (MVP)	Sr.	C	Liberty
Daina Staugaitiene	Sr.	G	Liberty
Rima Margeviciute	Sr.	F	Liberty
Stacy Shepard	Fr.	C	UNC Asheville
Charlena Martin	Sr.	G	High Point

2006

March 7, 10-11

Quarterfinals (at highest seeds)

- (1) Liberty 62 (8) Charleston Southern 46
 (4) Winthrop 55 (5) Radford 44
 (2) High Point 100 (7) UNC Asheville 89
 (3) Coastal Carolina 50 (6) Birmingham-So. 35

Semifinals (at Vines Center - Lynchburg, Va.)

- (1) Liberty 53 (4) Winthrop 45
 (2) High Point 65 (3) Coastal Carolina 61

Championship (at Vines Center - Lynchburg, Va.)

- (1) Liberty 53 (2) High Point 50

ALL-TOURNAMENT TEAM

Allyson Fasnacht (MVP)	So.	G	Liberty
Rachel Hammond	Fr.	G	Liberty
Katie O'Dell	Sr.	F	High Point
Leslie Cook	Jr.	G	High Point
Ashley Fann	Fr.	F	Winthrop

2007

March 8-10

Justice Center - Asheville, N.C.

Quarterfinals

- (8) Winthrop 57 (1) High Point 50
 (4) UNC Asheville 65 (5) Coastal Carolina 51
 (2) Radford 81 (7) Charleston Southern 61
 (3) Liberty 70 (6) Birmingham-Southern 58

Semifinals

- (4) UNC Asheville 64 (8) Winthrop 53
 (2) Radford 57 (3) Liberty 55

Championship

- (4) UNC Asheville 67 (2) Radford 57

ALL-TOURNAMENT TEAM

Amanda Elder (MVP)	Sr.	F	UNC Asheville
Brittany Hendley	Sr.	G	UNC Asheville
Kelli Darden	Jr.	F/C	Radford
Johnette Walker	So.	G	Radford
Megan Frazee	So.	G/F	Liberty
Ashley Fann	So.	F	Winthrop

2008

March 14-16

Justice Center - Asheville, N.C.

Quarterfinals

- (4) High Point 62 (5) Coastal Carolina 51
 (2) Radford 72 (7) UNC Asheville 64 (2OT)
 (3) Winthrop 76 (6) Charleston Southern 41

Semifinals

- (1) Liberty 80 (4) High Point 43
 (2) Radford 50 (3) Winthrop 44

Championship

- (1) Liberty 66 (2) Radford 65

ALL-TOURNAMENT TEAM

Megan Frazee (MVP)	Jr.	G/F	Liberty
Molly Frazee	Jr.	F	Liberty
Kelli Darden	Sr.	C	Radford
Taleia Moton	Fr.	G	Radford
Jurica Hargraves	Fr.	G	High Point

2009

March 13-15

Millis Center - High Point, N.C.

Quarterfinals

- (1) Liberty 74 (8) Charleston Southern 64
 (4) Winthrop 67 (5) Coastal Carolina 48
 (6) Gardner-Webb 61 (3) Radford 50
 (2) High Point 72 (7) UNC Asheville 67

Semifinals

- (1) Liberty 61 (4) Winthrop 42
 (6) Gardner-Webb 78 (2) High Point 76

Championship

- (1) Liberty 51 (6) Gardner-Webb 50

ALL-TOURNAMENT TEAM

Megan Frazee (MVP)	Sr.	G/F	Liberty
Moriah Frazee	Sr.	G/F	Liberty
Dominique Hudson	So.	G	Gardner-Webb
Margaret Roundtree	Jr.	F	Gardner-Webb
Mackenzie Maier	So.	F	High Point

2010

March 12-14

Millis Center - High Point, N.C.

Quarterfinals

- (1) Gardner-Webb 77 (8) UNC Asheville 65
 (5) Coastal Carolina 52 (4) Charleston Southern 44
 (2) Liberty 70 (7) Radford 52
 (3) High Point 68 (6) Winthrop 65 (OT)

Semifinals

- (1) Gardner-Webb 64 (5) Coastal Carolina 56
 (2) Liberty 73 (3) High Point 55

Championship

- (2) Liberty 68 (1) Gardner-Webb 66

ALL-TOURNAMENT TEAM

Devon Brown (MVP)	R-Fr.	G	Liberty
Amber Mays	Sr.	G	Liberty
Margaret Roundtree	Sr.	F	Gardner-Webb
Dominique Hudson	Jr.	G	Gardner-Webb
Shamia Brown	So.	F	High Point
Shanice Cole	Sr.	F	Winthrop

2011

March 11-13

Millis Center - High Point, N.C.

Quarterfinals

- (1) Liberty 51 (8) Coastal Carolina 44
 (4) High Point 77 (5) Charleston Southern 49
 (7) Winthrop 59 (2) Radford 38
 (3) Gardner-Webb 69 (6) UNC Asheville 58

Semifinals

- (1) Liberty 76 (4) High Point 55
 (3) Gardner-Webb 59 (7) Winthrop 44

Championship

- (3) Gardner-Webb 67 (1) Liberty 66

ALL-TOURNAMENT TEAM

Dominique Hudson (MVP)	Sr.	G	Gardner-Webb
Monique Hudson	Sr.	G	Gardner-Webb
Sandra Vaitkute	R-Sr.	C	Gardner-Webb
Avery Warley	R-Jr.	C	Liberty
Jelena Antic	So.	G/F	Liberty

2012

March 9-11

Millis Center - High Point, N.C.

Quarterfinals

- (1) Liberty 71 (8) UNC Asheville 50
 (5) Charleston Southern 57 (4) Campbell 53
 (2) High Point 78 (7) Coastal Carolina 57
 (6) Radford 62 (3) Winthrop 56

Semifinals

- (1) Liberty 72 (5) Charleston Southern 52
 (2) High Point 85 (6) Radford 70

Championship

- (1) Liberty 81 (2) High Point 73

ALL-TOURNAMENT TEAM

Avery Warley (MVP)	R-Sr.	C	Liberty
Devon Brown	R-Jr.	G/F	Liberty
Cheyenne Parker	So.	C	High Point
Erin Reynolds	Jr.	G	High Point
Da'Naria Erwin Spencer Jr.	G		Radford

2013

March 6, 8-10

The HTC Center - Conway, S.C.

First Round

- (7) Longwood 70 (10) Charleston Southern 63
 (6) Radford 56 (11) UNC Asheville 39
 (9) Gardner-Webb 64 (8) Coastal Carolina 60

Quarterfinals

- (7) Longwood 79 (2) Winthrop 67
 (6) Radford 41 (3) Presbyterian College 38
 (5) Campbell 74 (4) High Point 73 (OT)
 (1) Liberty 78 (9) Gardner-Webb 61

Semifinals

- (7) Longwood 54 (6) Radford 51
 (1) Liberty 70 (5) Campbell 56

Championship

- (1) Liberty 54 (7) Longwood 45

ALL-TOURNAMENT TEAM

Devon Brown (MVP)	R-Sr.	G/F	Liberty
Tolu Omotola	R-Sr.	F/C	Liberty
Brittany Campbell	R-Sr.	G/F	Liberty
Chelsea Coward	Sr.	G/F	Longwood
Tonisha Baker	Sr.	G	Campbell

2014

March 4, 6, 8-9

The HTC Center - Conway, S.C.

First Round

(8) UNC Asheville 43 (9) Radford 42
(7) Presbyterian 54 (10) Longwood 40
(6) Coastal Caro. 106 (11) Charleston Southern 71

Quarterfinals

(1) High Point 79 (8) UNC Asheville 69
(4) Campbell 63 (5) Gardner-Webb 46
(2) Liberty 67 (7) Presbyterian 42
(3) Winthrop 77 (6) Coastal Carolina 58

Semifinals

(1) High Point 73 (4) Campbell 69
(3) Winthrop 65 (2) Liberty 59

Championship

(3) Winthrop 87 (1) High Point 74

ALL-TOURNAMENT TEAM

Dequesha McClanahan (MVP) Sr. G Winthrop
Erica Williams Fr. G/F Winthrop
Kaylah Keys Fr. G High Point
Stacia Robertson R-Jr. F High Point
Angelica Henry Sr. G Coastal Carolina

2015

March 3, 5, 7-8

The HTC Center - Conway, S.C.

First Round

(7) Gardner-Webb 63 (10) Longwood 55
(6) Presbyterian 47 (11) Charleston Southern 39
(8) UNC Asheville 68 (9) Coastal Carolina 54

Quarterfinals

(1) Liberty 59 (8) UNC Asheville 51
(5) Campbell 65 (4) Winthrop 52
(7) Gardner-Webb 70 (2) Radford 56
(3) High Point 75 (6) Presbyterian 62

Semifinals

(1) Liberty 71 (5) Campbell 43
(3) High Point 56 (7) Gardner-Webb 53

Championship

(1) Liberty 74 (3) High Point 64

ALL-TOURNAMENT TEAM

Ashley Riningier (MVP) R-Jr/F/C Liberty
Emily Frazier R-Sr. G Liberty
Stacia Robertson R-Sr. F High Point
Kiera Gaines Sr. G Campbell
Candace Brown Jr. G/F Gardner-Webb

2016

March 10-13

Kimmel Arena - Asheville, N.C.

First Round

(8) Campbell 67 (9) Coastal Carolina 64
(7) Charleston Southern 72 (10) Longwood 50
(6) High Point 73 (11) Winthrop 55

Quarterfinals

(1) UNC Asheville 70 (8) Campbell 42
(5) Presbyterian 58 (4) Gardner-Webb 51
(2) Liberty 68 (7) Charleston Southern 53
(3) Radford 72 (6) High Point 57

Semifinals

(1) UNC Asheville 65 (5) Presbyterian 55
(2) Liberty 51 (3) Radford 41

Championship

(1) UNC Asheville 64 (2) Liberty 62 (2OT)

ALL-TOURNAMENT TEAM

Chatori Major (MVP) Jr. G UNC Asheville
Tianna Knuckles Jr. G UNC Asheville
Catherine Kearney R-Sr. F/C Liberty
Sadalia Ellis Sr. G Liberty
Alyssa Mann R-Jr. G Charleston Southern

2017

March 9-12

Vines Center - Lynchburg, Va.

First Round

(8) Gardner-Webb 82 (9) Winthrop 43
(7) UNC Asheville 65 (10) Longwood 59

Quarterfinals

(1) Radford 54 (8) Gardner-Webb 51
(5) Charleston Southern 52 (4) Liberty 50
(7) UNC Asheville 64 (2) Campbell 55
(6) Presbyterian 55 (3) High Point 48

Semifinals

(1) Radford 53 (5) Charleston Southern 50
(7) UNC Asheville 56 (6) Presbyterian 55

Championship

(7) UNC Asheville 49 (1) Radford 48

ALL-TOURNAMENT TEAM

Sonora Dengokl (MVP) So. G UNC Asheville
Chatori Major Sr. G UNC Asheville
Bronaza Fitzgerald Jr. C UNC Asheville
Janayla White Jr. F Radford
Destinee Walker So. G/F Radford
Courtney Storey Jr. G Presbyterian

2018

March 8-11

Vines Center - Lynchburg, Va.

First Round

(8) Charleston Southern 72 (9) Longwood 62
(7) Gardner-Webb 68 (10) Winthrop 57

Quarterfinals

(1) Liberty 80 (8) Charleston Southern 53
(4) High Point 62 (5) Presbyterian 60
(2) Radford 53 (7) Gardner-Webb 51
(3) UNC Asheville 47 (6) Campbell 42

Semifinals

(1) Liberty 78 (4) High Point 54
(3) UNC Asheville 60 (2) Radford 50

Championship

(1) Liberty 60 (3) UNC Asheville 42

ALL-TOURNAMENT TEAM

KK Barbour (MVP) Jr. F Liberty
Ashtyn Baker Fr. G Liberty
Khaila Webb Sr. G UNC Asheville
Bronaza Fitzgerald Sr. C UNC Asheville
Emma Bockrath Jr. G High Point

2019

March 12, 14-15 & 17

First Round (at highest seeds)

First Round

(9) Presbyterian 64 (8) Winthrop 52
(7) Charleston Southern 67 (10) USC Upstate 52
(6) Campbell 54 (11) Longwood 49

Quarterfinals (at Dedmon Center - Radford, Va.)

(1) Radford 60 (9) Presbyterian 49
(4) UNC Asheville 72 (5) Gardner-Webb 56

Quarterfinals (at Millis Center - High Point, N.C.)

(7) Charleston Southern 65 (2) High Point 61
(6) Campbell 85 (3) Hampton 63

Semifinals (at Dedmon Center - Radford, Va.)

(1) Radford 59 (4) UNC Asheville 52

Semifinals (at Millis Center - High Point, N.C.)

(6) Campbell 55 (7) Charleston Southern 44

Championship (at highest remaining seed)

(1) Radford 57 (6) Campbell 45

ALL-TOURNAMENT TEAM

Lydia Rivers (MVP) R-Jr. F Radford
Destinee Walker Sr. G/F Radford
Hayley Barber Jr. G Campbell
Caroline Bowns Sr. G Campbell
Shelby Wilbanks Sr. F Charleston Southern

2020

March 10, 12-13 & 15

First Round (at highest seeds)

First Round

(9) Presbyterian 82 (8) Longwood 73
(10) USC Upstate 60 (7) Winthrop 57
(6) UNC Asheville 82 (11) Charleston Southern 46

Quarterfinals (at Gore Arena - Buies Creek, N.C.)

(1) Campbell vs. (9) Presbyterian canceled ^
(4) Hampton vs. (5) Gardner-Webb canceled ^

Quarterfinals (at Dedmon Center - Radford, Va.)

(2) Radford vs. (10) USC Upstate canceled ^
(3) High Point vs. (6) UNC Asheville canceled ^

Semifinals & Championship

canceled ^

^ - The Quarterfinal, Semifinal and Championship rounds were canceled on March 12, 2020, due to the COVID-19 pandemic

WOMEN'S BASKETBALL TOURNAMENT STANDINGS



SCHOOL	W	L	PCT	GAMES	CHAMPIONSHIPS	CHAMPIONSHIP GAME APPEARANCES
Liberty	56	10	.848	66	17 (1997-98-99-00-01-02-03-04-05-06-08-09-10-12-13-15-18)	19 (1997-98-99-00-01-02-03-04-05-06-08-09-10-11-12-13-15-16-18)
RADFORD	42	23	.646	65	10 (1987-88-90-91-92-93-94-95-96-19)	14 (1987-88-89-90-91-92-93-94-95-96-07-08-17-19)
UNC ASHEVILLE	22	30	.423	52	3 (2007-16-17)	6 (1998-05-07-16-17-18)
CAMPBELL	19	15	.559	34	1 (1989)	7 (1987-88-89-90-91-92-19)
HIGH POINT	18	20	.474	38	-	5 (2003-06-12-14-15)
Coastal Carolina	15	30	.333	45	-	3 (1999-00-02)
WINTHROP	15	33	.313	48	1 (2014)	2 (1996-14)
CHARLESTON SOUTHERN	15	34	.306	49	-	3 (2009-10-11)
GARDNER-WEBB	12	9	.571	21	1 (2011)	4 (1993-94-95-97)
UNC Greensboro	9	5	.643	14	-	
PRESBYTERIAN	6	7	.462	13	-	
Elon	4	4	.500	8	-	1 (2001)
Towson State	3	3	.500	6	-	
Birmingham-Southern	3	4	.429	7	-	1 (2004)
Augusta	3	4	.429	7	-	
LONGWOOD	3	8	.273	11	-	1 (2013)
USC UPSTATE	1	1	.500	2	-	
UMBC	1	6	.143	7	-	
HAMPTON	0	1	.000	1	-	

current Big South members in **BOLD CAPS**

HEAD-TO-HEAD TOURNAMENT RECORDS



CAMPBELL vs. ...

Charleston Southern	5-1	W1
Gardner-Webb	1-0	W1
Hampton	1-0	W1
High Point	1-1	L1
Longwood	1-0	W1
Radford	1-6	L4
UNC Asheville	1-3	L3
Winthrop	1-0	W1
Current Tournament Streak	L1	
Last Semifinal Appearance	2019	

CHARLESTON SOUTHERN vs. ...

Campbell	1-5	L1
High Point	2-1	W1
Longwood	2-1	W2
Presbyterian	0-1	L1
Radford	2-6	L3
UNC Asheville	0-2	L2
USC Upstate	1-0	W1
Winthrop	3-1	L1
Current Tournament Streak	L2	
Last Semifinal Appearance	2019	

GARDNER-WEBB vs. ...

Campbell	0-1	L1
High Point	1-1	L1
Longwood	1-0	W1
Presbyterian	0-1	L1
Radford	2-2	L2
UNC Asheville	2-1	L1
Winthrop	3-0	W3
Current Tournament Streak	L2	
Last Semifinal Appearance	2015	

HAMPTON vs. ...

Campbell	0-1	L1
Current Tournament Streak	L1	
Last Semifinal Appearance	none	

HIGH POINT vs. ...

Campbell	1-1	W1
Charleston Southern	1-2	L1
Gardner-Webb	1-1	W1
Presbyterian	2-1	W1
Radford	2-1	L1
UNC Asheville	3-1	W3
Winthrop	2-2	W1
Current Tournament Streak	L2	
Last Semifinal Appearance	2018	

LONGWOOD vs. ...

Campbell	0-1	L1
Charleston Southern	1-2	L2
Gardner-Webb	0-1	L1
Presbyterian	0-2	L2
Radford	1-0	W1
UNC Asheville	0-1	L1
Winthrop	1-0	W1
Current Tournament Streak	L8	
Last Semifinal Appearance	2013	

PRESBYTERIAN vs. ...

Charleston Southern	1-0	W1
Gardner-Webb	1-0	W1
High Point	1-2	L1
Longwood	2-0	W2
Radford	0-2	L2
UNC Asheville	0-2	L2
Winthrop	1-0	W1
Current Tournament Streak	W1	
Last Semifinal Appearance	2017	

RADFORD vs. ...

Campbell	6-1	W4
Charleston Southern	6-2	W3
Gardner-Webb	2-2	W2
High Point	1-2	W1
Longwood	0-1	L1
Presbyterian	2-0	W2
UNC Asheville	7-6	W1
Winthrop	7-3	W1
Current Tournament Streak	W3	
Last Semifinal Appearance	2019	

UNC ASHEVILLE vs. ...

Campbell	3-1	W3
Charleston Southern	2-0	W2
Gardner-Webb	1-2	W1
High Point	1-3	L3
Longwood	1-0	W1
Presbyterian	2-0	W2
Radford	6-7	L1
Winthrop	2-4	W1
Current Tournament Streak	W1	
Last Semifinal Appearance	2019	

USC UPSTATE vs. ...

Charleston Southern	0-1	L1
Winthrop	1-0	W1
Current Tournament Streak	W1	
Last Semifinal Appearance	none	

WINTHROP vs. ...

Campbell	0-1	L1
Charleston Southern	1-3	W1
Gardner-Webb	0-3	L3
High Point	2-2	L1
Longwood	0-1	L1
Presbyterian	0-1	L1
Radford	3-7	L1
UNC Asheville	4-2	L1
USC Upstate	0-1	L1
Current Tournament Streak	L6	
Last Semifinal Appearance	2014	

INDIVIDUAL RECORDS

MOST POINTS SCORED – Game

39 Nikki Reddick, Coastal Carolina vs. Charleston So. Quarterfinals, 2003

First Round

30 Angelica Henry, Coastal Carolina vs. Charleston Southern, 2014

Quarterfinals

39 Nikki Reddick, Coastal Carolina vs. Charleston Southern, 2003

Semifinals

36 Vickie Henson, UNC Greensboro vs. Towson State, 1993

Finals

33 Patrinda Toney, Radford vs. Campbell, 1992

Tournament

90 Regina McKeithan, Campbell vs. Coastal Carolina (27),
Charleston Southern (33), Radford (30), 1988

MOST REBOUNDS – Game

23 Haleigh Hatfield, High Point vs. Presbyterian, Quarterfinals, 2017

First Round

19 Arianne Whitaker, Winthrop vs. High Point, 2016

Quarterfinals

23 Haleigh Hatfield, High Point vs. Presbyterian, 2017

Semifinals

22 Avery Warley, Liberty vs. Charleston Southern, 2012

Finals

22 Karen Bowles, Radford vs. Campbell, 1990

Tournament

48 Avery Warley, Liberty vs. Coastal Carolina (19), High Point (13),
Gardner-Webb (16), 2011

MOST ASSISTS – Game

13 Julie Skinner, Campbell vs. Radford, Finals, 1988

First Round

10 Angelica Henry, Coastal Carolina vs. Charleston Southern, 2014

Quarterfinals

11 Kim Hairston, Radford vs. Charleston Southern, 1997

11 RaeChaun Edwards, Campbell vs. Winthrop, 2015

Semifinals

12 Julie Skinner, Campbell vs. Charleston Southern, 1988

Finals

13 Julie Skinner, Campbell vs. Radford, 1988

Tournament

33 Julie Skinner, Campbell vs. Coastal Carolina (8),
Charleston Southern (12), Radford (13), 1988

MOST FIELD GOALS – Game

14 Katie Feenstra (14-18), Liberty vs. Radford, Semifinals, 2004

First Round

13 Angelica Henry (13-18), Coastal Carolina vs. Charleston Southern, 2014

Quarterfinals

13 Kim Segars (13-24), Winthrop vs. UNC Asheville, 1988

13 Kim Segars (13-19), Winthrop vs. Coastal Carolina, 1989

Semifinals

14 Katie Feenstra (14-18), Liberty vs. Radford, 2004

Finals

13 Regina McKeithan (13-26), Campbell vs. Radford, 1988

Tournament

34 Regina McKeithan, Campbell vs. Coastal Carolina (8),
Charleston Southern (13), Radford (13), 1988

MOST FIELD GOAL ATTEMPTS – Game

31 Regina McKeithan (13-31), Campbell vs. Chas. So., Semifinals, 1988

First Round

26 Aliyah Kilpatrick (8-26), Winthrop vs. High Point, 2016

26 Kyla McMakin (9-26), Longwood vs. Presbyterian, 2020

Quarterfinals

29 Dequesha McClanahan (10-29), Winthrop vs. Longwood, 2013

Semifinals

31 Regina McKeithan (13-31), Campbell vs. Charleston Southern, 1988

Finals

30 Patrinda Toney (12-30), Radford vs. Campbell, 1992

Tournament

71 Regina McKeithan, Campbell vs. Coastal Carolina (14),
Charleston Southern (31), Radford (26), 1988

HIGHEST FIELD GOAL PERCENTAGE (min. 10 made) – Game

92.3 Stephanie Howard (12-13), Radford vs. UNC Asheville, Semifinals, 1987

First Round

76.9 Anna Vogt (10-13), Coastal Carolina vs. UNC Asheville, 2015

Quarterfinals

83.3 Katie Feenstra (10-12), Liberty vs. UNC Asheville, 2002

Semifinals

92.3 Stephanie Howard (12-13), Radford vs. UNC Asheville, 1987

Finals

90.9 Carole Smith (10-11), Radford vs. Campbell, 1988

MOST FREE THROWS – Game

18 Destinee Walker (18-20), Radford vs. Presbyterian, Quarterfinals, 2019

First Round

12 Alexx Puckett (12-16), Coastal Carolina vs. Charleston Southern, 2014

Quarterfinals

18 Destinee Walker (18-20), Radford vs. Presbyterian, 2019

Semifinals

15 Debbie Born (15-24), Augusta vs. Radford, 1991

Finals

16 Elena Kisseleva (16-17), Liberty vs. UNC Greensboro, 1997

Tournament

28 Elena Kisseleva, Liberty vs. Coastal Carolina (8), Winthrop (4),
UNC Greensboro (16), 1997

MOST FREE THROW ATTEMPTS – Game

24 Debbie Born (15-24), Augusta vs. Radford, Semifinals, 1991

First Round

16 Alexx Puckett (12-16), Coastal Carolina vs. Charleston Southern, 2014

16 Trinity Johnson (11-16), Presbyterian at Winthrop, 2019

Quarterfinals

20 Destinee Walker (18-20), Radford vs. Presbyterian, 2019

Semifinals

24 Debbie Born (15-24), Augusta vs. Radford, 1991

Finals

17 Elena Kisseleva (16-17), Liberty vs. UNC Greensboro, 1997

Tournament

31 Debbie Born, Augusta vs. Radford (24), Winthrop (7), 1991

31 Crystal Smith (4), Longwood vs. Charleston Southern (13),
Winthrop (12), Radford (4), Liberty (2), 2013

HIGHEST FREE THROW PERCENTAGE (min. 10 made) – Game

100.0 Jaime Davis (10-10), Coastal Carolina vs. Radford, Semifinals, 1999

First Round

91.7 Raven Williams (11-12), Longwood vs. Gardner-Webb, 2015

Quarterfinals

91.7 Dede Logemann (11-12), Radford vs. UNC Asheville, 1995

Semifinals

100.0 Jaime Davis (10-10), Coastal Carolina vs. Radford, 1999

Finals

94.1 Elena Kisseleva (16-17), Liberty vs. UNC Greensboro, 1997

MOST THREE-POINT FIELD GOALS - Game

- 8 Nikki Reddick (8-12), Coastal Caro. vs. Charleston So., Q'finals, 2003

First Round

- 7 Kyla McMakin (7-14), Longwood vs. Presbyterian, 2020

Quarterfinals

- 8 Nikki Reddick (8-12), Coastal Carolina vs. Charleston Southern, 2003

Semifinals

- 6 Holly Bottar (6-15), Coastal Carolina vs. Campbell, 1991
6 Alison Bach (6-15), Coastal Carolina vs. Charleston Southern, 2000
6 Jurica Hargraves (6-11), High Point vs. Liberty, 2008
6 Caroline Bowns (6-8), Campbell vs. Charleston Southern, 2019

Finals

- 5 Jeannie Bierce (5-10), Campbell vs. Radford, 1988
5 Erin Reynolds (5-8), High Point vs. Liberty, 2012

Tournament

- 12 Caroline Bowns, Campbell vs. Longwood (1), Hampton (5), Charleston Southern (6), Radford (0), 2019

MOST THREE-POINT FIELD GOAL ATTEMPTS - Game

- 15 Holly Bottar (6-15), Coastal Carolina vs. Campbell, Semifinals, 1991
15 Alison Bach (6-15), Coastal Caro. vs. Charleston So., Semifinals, 2000

First Round

- 14 Kyla McMakin (7-14), Longwood vs. Presbyterian, 2020

Quarterfinals

- 14 Kate Jasinski (6-14), Coastal Carolina vs. Winthrop, 2009

Semifinals

- 15 Holly Bottar (6-15), Coastal Carolina vs. Campbell, 1991
15 Alison Bach (6-15), Coastal Carolina vs. Charleston Southern, 2000

Finals

- 12 Chatori Major (3-12), UNC Asheville vs. Liberty, 2016

Tournament

- 31 Alison Bach, Coastal Carolina vs. Liberty (8), Charleston Southern (15), Winthrop (8), 2000

HIGHEST THREE-POINT PERCENTAGE (min. 5 made) - Game

- 83.3 Caroline Bowns (5-6), Campbell vs. Hampton, Quarterfinals, 2019
83.3 Tamiah Lewis (5-6), Asheville vs. Charleston So., First Round, 2020

First Round

- 83.3 Tamiah Lewis (5-6), UNC Asheville vs. Charleston Southern, 2020

Quarterfinals

- 83.3 Caroline Bowns (5-6), Campbell vs. Hampton, 2019

Semifinals

- 75.0 Caroline Bowns (6-8), Campbell vs. Charleston Southern, 2019

Finals

- 62.5 Erin Reynolds (5-8), High Point vs. Liberty, 2012

MOST BLOCKED SHOTS - Game

- 7 Mackenzie Maier, High Point vs. UNC Asheville, Quarterfinals, 2009

First Round

- 4 Olivia Parker, Gardner-Webb vs. Coastal Carolina, 2013
4 Amanda Coffey, Campbell vs. Coastal Carolina, 2016
4 Arianne Whitaker, Winthrop vs. High Point, 2016

Quarterfinals

- 7 Mackenzie Maier, High Point vs. UNC Asheville, 2009

Semifinals

- 6 Cheyenne Parker, High Point vs. Radford, 2012

Finals

- 5 Cheyenne Parker, High Point vs. Liberty, 2012

MOST STEALS - Game

- 9 Tiffany Charles, Winthrop vs. Coastal Carolina, Quarterfinals, 2014

First Round

- 6 Christina Moore, UNC Asheville vs. Charleston Southern, 1994
6 Chrissy Kelly, Charleston Southern vs. UNC Asheville, 1994
6 Erin Neal, Longwood vs. Charleston Southern, 2013

Quarterfinals

- 9 Tiffany Charles, Winthrop vs. Coastal Carolina, 2014

Semifinals

- 6 eight times, last by Monique Leonard, Liberty vs. Charleston Southern, 2002

Finals

- 6 Julie Skinner, Campbell vs. Radford, 1988
6 Tolu Omotola, Liberty vs. Gardner-Webb, 2011

MOST MINUTES PLAYED - Game

- 49 Ana Baker, UNC Asheville vs. Radford, Quarterfinals, 2008
49 Candice Leatherwood, Liberty at UNC Asheville, Finals, 2016

First Round

- 40 Jeannie Buckner, UNC Asheville vs. Radford, 2013
40 Grace Blaylock, UNC Asheville vs. Radford, 2013
40 Alexx Puckett, Coastal Carolina vs. Charleston Southern, 2014
40 Angelica Henry, Coastal Carolina vs. Charleston Southern, 2014
40 Mayhana Dunovant, Gardner-Webb vs. Longwood, 2015
40 Arianne Whitaker, Winthrop vs. High Point, 2016
40 Aliyah Kilpatrick, Winthrop vs. High Point, 2016
40 Nuba Jackson, Winthrop vs. High Point, 2016
40 Naima Jackson, Winthrop vs. High Point, 2016
40 CiiCii Buford, Winthrop vs. High Point, 2016
40 Micaela Ellis, Longwood vs. UNC Asheville, 2017
40 Micaela Ellis, Longwood vs. Charleston Southern, 2018
40 Kyla McMakin, Longwood vs. Presbyterian, 2020
40 Brianna Lewis, USC Upstate at Winthrop, 2020

Quarterfinals

- 49 Ana Baker, UNC Asheville vs. Radford, 2008

Semifinals

- 44 Lisa Allison, Campbell vs. Liberty, 1992

Finals

- 49 Candice Leatherwood, Liberty at UNC Asheville, 2016



WOMEN'S BASKETBALL TOURNAMENT RECORDS

TOURNAMENT GAME – ONE TEAM

MOST POINTS SCORED – Game

106 Coastal Carolina vs. Charleston Southern (71), First Round, 2014

First Round

106 Coastal Carolina vs. Charleston Southern (71), 2014

Quarterfinals

100 High Point vs. UNC Asheville (89), 2006

Semifinals

97 Radford vs. Winthrop (69), 1992

Finals

100 Radford vs. Campbell (81), 1988

Tournament

276 Radford, 1996 (3 games)

MOST POINTS SCORED IN A QUARTER – Game

30 Radford vs. High Point, Quarterfinals, 2016 (3rd)

First Round

29 Winthrop vs. Gardner-Webb, 2018 (4th)

Quarterfinals

30 Radford vs. High Point, 2016 (3rd)

Semifinals

26 Liberty vs. High Point, 2018 (4th)

Finals

21 Liberty vs. UNC Asheville, 2018 (4th)

21 Radford vs. Campbell, 2019 (2nd)

MOST POINTS SCORED IN A HALF – Game

54 UNC Asheville vs. High Point, Quarterfinals, 2006 (2nd half)

54 Coastal Carolina vs. Charleston Southern, First Round, 2014 (1st half)

First Round

54 Coastal Carolina vs. Charleston Southern, 2014 (1st half)

Quarterfinals

54 UNC Asheville vs. High Point, 2006 (2nd half)

Semifinals

53 UNC Greensboro vs. Towson State, 1993 (2nd half)

Finals

52 Radford vs. Campbell, 1988 (2nd half)

52 UNC Greensboro vs. Liberty, 1997 (1st half)

52 Liberty vs. UNC Asheville, 2005 (2nd half)

FEWEST POINTS SCORED – Game

32 Radford vs. UNC Asheville (47), Quarterfinals, 2005

First Round

39 UNC Asheville vs. Radford (56), 2013

39 Charleston Southern vs. Presbyterian (47), 2015

Quarterfinals

32 Radford vs. UNC Asheville (47), 2005

Semifinals

41 Charleston Southern vs. Liberty (54), 2002

41 Radford vs. Liberty (51), 2016

Finals

33 Coastal Carolina vs. Liberty (57), 2002

FEWEST POINTS SCORED IN A QUARTER – Game

2 Campbell at Radford, Finals, 2019 (2nd)

First Round

4 USC Upstate at Charleston Southern, 2019 (2nd)

4 Winthrop vs. Presbyterian, 2019 (1st)

Quarterfinals

4 Campbell vs. UNC Asheville, 2017 (1st)

Semifinals

5 Radford vs. Liberty, 2016 (1st)

Finals

2 Campbell at Radford, 2019 (2nd)

FEWEST POINTS SCORED IN A HALF – Game

11 UNC Asheville vs. Liberty, Quarterfinals, 2001 (1st half)

11 Birmingham-Southern vs. Liberty, Finals, 2004 (1st half)

11 Radford vs. Liberty, Semifinals, 2016 (1st half)

First Round

14 Winthrop vs. Presbyterian, 2019 (1st half)

Quarterfinals

11 UNC Asheville vs. Liberty, 2001 (1st half)

Semifinals

11 Radford vs. Liberty, 2016 (1st half)

Finals

11 Birmingham-Southern vs. Liberty, 2004 (1st half)

MARGIN OF VICTORY – Game

47 Liberty (83) vs. Winthrop (36), Quarterfinals, 2005

47 Liberty (88) vs. UNC Asheville (41), Finals, 2005

First Round

39 Gardner-Webb (82) vs. Winthrop (43), 2017

Quarterfinals

47 Liberty (83) vs. Winthrop (36), 2005

Semifinals

39 Radford (93) vs. Coastal Carolina (54), 1989

Finals

47 Liberty (88) vs. UNC Asheville (41), 2005

HIGHEST FIELD GOAL PERCENTAGE – Game

63.3 Coastal Carolina (38-60) vs. Charleston Southern, First Round, 2014

First Round

63.3 Coastal Carolina (38-60) vs. Charleston Southern, 2014

Quarterfinals

62.7 UNC Asheville (32-51) vs. UNC Greensboro, 1994

Semifinals

59.6 Liberty (28-47) vs. High Point, 2008

Finals

60.9 Radford (42-69) vs. Campbell, 1988

MOST FIELD GOALS – Game

42 Radford (42-69) vs. Campbell, Finals, 1988

42 Radford (42-82) vs. Coastal Carolina, Semifinals, 1989

First Round

38 Coastal Carolina (38-60) vs. Charleston Southern, 2014

Quarterfinals

37 Campbell (37-78) vs. Coastal Carolina, 1988

Semifinals

42 Radford (42-82) vs. Coastal Carolina, 1989

Finals

42 Radford (42-69) vs. Campbell, 1988

Tournament

107 Campbell, 1988 (3 games)

MOST FIELD GOAL ATTEMPTS – Game

86 Campbell (39-86) vs. Charleston Southern, Semifinals, 1988

First Round

75 Gardner-Webb (29-75) vs. Winthrop, 2018

Quarterfinals

80 Charleston Southern (28-80) vs. UNC Greensboro, 1995

Semifinals

86 Campbell (39-86) vs. Charleston Southern, 1988

Finals

79 UNC Asheville (21-79) vs. Liberty, 2016

Tournament

241 Campbell, 1988 (3 games)

FEWEST FIELD GOALS - Game

- 10 Coastal Carolina (10-58) vs. Liberty, Finals, 2002
- 10 Radford (10-44) vs. Presbyterian, Quarterfinals, 2019

First Round

- 11 UNC Asheville (11-42) vs. Radford, 2013

Quarterfinals

- 10 Radford (10-44) vs. Presbyterian, 2019

Semifinals

- 14 Radford (14-42) vs. Coastal Carolina, 1999
- 14 Radford (14-54) vs. Winthrop, 2008
- 14 Campbell (14-53) vs. Charleston Southern, 2019

Finals

- 10 Coastal Carolina (10-58) vs. Liberty, 2002

FEWEST FIELD GOAL ATTEMPTS - Game

- 36 Longwood (14-36) at Campbell, First Round, 2019

First Round

- 36 Longwood (14-36) at Campbell, 2019

Quarterfinals

- 38 Liberty (19-38) vs. Coastal Carolina, 2011

Semifinals

- 41 UNC Greensboro (23-41) vs. Towson State, 1994
- 41 Liberty (16-41) vs. Winthrop, 2006

Finals

- 38 Radford (18-38) vs. UNC Greensboro, 1993

LOWEST FIELD GOAL PERCENTAGE - Game

- 17.2 Coastal Carolina (10-58) vs. Liberty, Finals, 2002

First Round

- 24.6 UNC Asheville (16-65) vs. Radford, 2014

Quarterfinals

- 19.0 Radford (12-63) vs. UNC Asheville, 2005

Semifinals

- 21.5 Charleston Southern (17-79) vs. Elon, 2001

Finals

- 17.2 Coastal Carolina (10-58) vs. Liberty, 2002

HIGHEST FREE THROW PERCENTAGE (min. 13 made) - Game

- 94.7 Presbyterian (18-19) at Longwood, First Round, 2020

First Round

- 94.7 Presbyterian (18-19) at Longwood, 2020

Quarterfinals

- 94.1 Presbyterian (16-17) vs. Gardner-Webb, 2016

Semifinals

- 89.5 Charleston Southern (17-19) vs. Radford, 1996

Finals

- 93.8 Coastal Carolina (15-16) vs. Liberty, 2000

MOST FREE THROWS - Game

- 38 Radford (38-50) vs. Presbyterian, Quarterfinals, 2019

First Round

- 24 Coastal Carolina (24-32) vs. Charleston Southern, 2014

Quarterfinals

- 38 Radford (38-50) vs. Presbyterian, 2019

Semifinals

- 31 UNC Greensboro (31-36) vs. Towson State, 1993

Finals

- 27 Liberty (27-36) vs. UNC Greensboro, 1997
- 27 UNC Greensboro (27-36) vs. Liberty, 1997

Tournament

- 79 Radford, 1994 (3 games)

MOST FREE THROW ATTEMPTS - Game

- 50 Radford (38-50) vs. Presbyterian, Quarterfinals, 2019

First Round

- 36 Longwood (23-36) vs. Charleston Southern, 2013

Quarterfinals

- 50 Radford (38-50) vs. Presbyterian, 2019

Semifinals

- 38 Radford (29-38) vs. UMBC, 1994
- 38 Liberty (28-38) vs. High Point, 2001

Finals

- 39 Liberty (23-39) vs. Elon, 2001
- 39 Liberty (24-39) vs. High Point, 2003

Tournament

- 114 Radford, 1994 (3 games)

LOWEST FREE THROW PERCENTAGE (min. 10 attempts) - Game

- 18.2 UMBC (2-11) vs. UNC Greensboro, Quarterfinals, 1997

First Round

- 38.5 UNC Asheville (5-13) vs. Radford, 2014

Quarterfinals

- 18.2 UMBC (2-11) vs. UNC Greensboro, 1997

Semifinals

- 42.9 Elon (9-21) vs. Charleston Southern, 2001

Finals

- 37.5 Liberty (6-16) vs. High Point, 2006

FEWEST FREE THROWS - Game

- 0 Radford (0-3) vs. UNC Asheville, First Round, 2014

First Round

- 0 Radford (0-3) vs. UNC Asheville, 2014

Quarterfinals

- 2 UMBC (2-11) vs. UNC Greensboro, 1997
- 2 Charleston Southern (2-2) vs. Liberty, 2009
- 2 Charleston Southern (2-5) at Liberty, 2017

Semifinals

- 2 Charleston Southern (2-2) vs. Liberty, 2012

Finals

- 4 Campbell (4-5) at Radford, 2019

FEWEST FREE THROW ATTEMPTS - Game

- 2 Charleston Southern (2-2) vs. Liberty, Quarterfinals, 2009
- 2 Charleston Southern (2-2) vs. Liberty, Semifinals, 2012

First Round

- 3 Radford (0-3) vs. UNC Asheville, 2014

Quarterfinals

- 2 Charleston Southern (2-2) vs. Liberty, 2009

Semifinals

- 2 Charleston Southern (2-2) vs. Liberty, 2012

Finals

- 5 Campbell (4-5) at Radford, 2019

HIGHEST THREE-POINT FIELD GOAL PERCENTAGE (min. 8 made) - Game

- 71.4 Liberty (10-14) vs. Winthrop, Quarterfinals, 2005

First Round

- 52.2 UNC Asheville (12-23) vs. Charleston Southern, 2020

Quarterfinals

- 71.4 Liberty (10-14) vs. Winthrop, 2005

Semifinals

- 47.1 High Point (8-17) vs. Coastal Carolina, 2006

Finals

- 57.1 Liberty (8-14) vs. Coastal Carolina, 2000



WOMEN'S BASKETBALL TOURNAMENT RECORDS

MOST THREE-POINT FIELD GOALS - Game

14 Coastal Carolina (14-25) vs. Charleston Southern, Quarterfinals, 2003

First Round

12 UNC Asheville (12-23) vs. Charleston Southern, 2020

Quarterfinals

14 Coastal Carolina (14-25) vs. Charleston Southern, 2003

Semifinals

12 Charleston Southern (12-37) vs. Liberty, 2012

Finals

9 UNC Asheville (9-33) vs. Liberty, 2016

Tournament

31 Campbell vs. Longwood (5-28), Hampton (13-23),
Charleston Southern (8-26), Radford, (5-23), 2019 - 4 games

MOST THREE-POINT FIELD GOAL ATTEMPTS - Game

37 Charleston Southern (12-37) vs. Liberty, Semifinals, 2012

First Round

32 Longwood (4-32) vs. Gardner-Webb, 2015

Quarterfinals

36 Radford (4-36) vs. Charleston Southern, 2000

Semifinals

37 Charleston Southern (12-37) vs. Liberty, 2012

Finals

33 UNC Asheville (9-33) vs. Liberty, 2016

Tournament

100 Campbell (4) vs. Longwood (5-28), Hampton (13-23),
Charleston Southern (8-26), Radford, (5-23), 2019 - 4 games

MOST THREE-POINT FIELD GOALS MADE, HALF - Game

9 Campbell (9-17) vs. Hampton, Quarterfinals, 2019 (1st half)

First Round

8 UNC Asheville (8-15) vs. Charleston Southern, 2020 (1st half)

Quarterfinals

9 Campbell (9-17) vs. Hampton, 2019 (1st half)

Semifinals

8 Coastal Carolina (8-16) vs. Liberty, 2003 (2nd half)

Finals

6 Campbell (6-11) vs. Radford, 1988 (2nd half)
6 Liberty (6-8) vs. UNC Greensboro, 1997 (1st half)

LOWEST 3-POINT FIELD GOAL PERCENTAGE (min. 10 attempts) - Game

0.0 Coastal Carolina (0-12) vs. UNC Greensboro, Semifinals, 1995

0.0 UNC Asheville (0-10) vs. Elon, Quarterfinals, 2000

First Round

71 UNC Asheville (1-14) vs. Coastal Carolina, 1993

Quarterfinals

0.0 UNC Asheville (0-10) vs. Elon, 2000

Semifinals

0.0 Coastal Carolina (0-12) vs. UNC Greensboro, 1995

Finals

9.1 Coastal Carolina (1-11) vs. Liberty, 2002

MOST REBOUNDS - Game

61 Radford vs. Charleston Southern, Quarterfinals, 1991

61 Winthrop vs. UNC Asheville, Quarterfinals, 1992

First Round

59 High Point vs. Winthrop, 2016

Quarterfinals

61 Radford vs. Charleston Southern, 1991

61 Winthrop vs. UNC Asheville, 1992

Semifinals

60 Radford vs. Augusta, Semifinals, 1991

Finals

56 Liberty vs. High Point, 2012

Tournament

164 Radford, 1991 (3 games)

MOST OFFENSIVE REBOUNDS - Game

30 Liberty vs. Charleston Southern, Semifinals, 2012

First Round

22 Charleston Southern vs. Winthrop, 1993

22 Winthrop vs. Charleston Southern, 1993

22 UNC Asheville vs. Coastal Carolina, 1993

Quarterfinals

27 Radford vs. Gardner-Webb, 2009

27 Winthrop vs. Campbell, 2015

Semifinals

30 Liberty vs. Charleston Southern, 2012

Finals

29 Radford vs. Campbell, 1989

29 Liberty vs. High Point, 2012

LARGEST REBOUND MARGIN - Game

33 Liberty (55) vs. Charleston Southern (22), Quarterfinals, 2016

First Round

26 Gardner-Webb (58) vs. Longwood (32), 2015

Quarterfinals

33 Liberty (55) vs. Charleston Southern (22), 2016

Semifinals

30 Radford (60) vs. Augusta (30), 1991

Finals

29 Liberty (54) vs. Longwood (25), 2013

FEWEST REBOUNDS - Game

15 Winthrop vs. Liberty, Semifinals, 2009

First Round

27 Charleston Southern vs. UNC Asheville, 2020

Quarterfinals

16 Charleston Southern at Liberty, 2018

Semifinals

15 Winthrop vs. Liberty, 2009

Finals

25 Gardner-Webb vs. Liberty, 2009

25 Longwood vs. Liberty, 2013

MOST ASSISTS - Game

28 Radford vs. Campbell, Finals, 1988

First Round

22 Gardner-Webb vs. Winthrop, 2017

Quarterfinals

24 Campbell vs. Coastal Carolina, 1988

24 Radford vs. UNC Asheville, 1996

Semifinals

26 Campbell vs. Charleston Southern, 1988

26 Radford vs. Coastal Carolina, 1989

Finals

28 Radford vs. Campbell, 1988

Tournament

64 Liberty, 2005 (3 games)

MOST STEALS - Game

22 Radford vs. Winthrop, Semifinals, 1990

22 Coastal Carolina vs. UNC Asheville, First Round, 1993

22 Birmingham-Southern vs. Charleston Southern, Quarterfinals, 2005

First Round

22 Coastal Carolina vs. UNC Asheville, 1993

Quarterfinals

22 Birmingham-Southern vs. Charleston Southern, 2005

Semifinals

22 Radford vs. Winthrop, 1990

Finals

15 Coastal Carolina vs. Liberty, 2000

Tournament

42 Radford, 1991 (3 games)

42 Longwood, 2013 (4 games)

MOST BLOCKED SHOTS - Game

12 Gardner-Webb vs. Presbyterian, Quarterfinals, 2016

First Round

8 High Point vs. Winthrop, 2016

Quarterfinals

12 Gardner-Webb vs. Presbyterian, 2016

Semifinals

11 Elon vs. Charleston Southern, 2001

Finals

8 Radford vs. Winthrop, 1996

8 Liberty vs. Coastal Carolina, 2002

Tournament

23 Radford, 1991 (3 games)

MOST FOULS - Game

35 Liberty vs. Radford, Quarterfinals, 1994

First Round

30 Longwood vs. UNC Asheville, 2017

Quarterfinals

35 Liberty vs. Radford, 1994

Semifinals

28 three times, last by Radford vs. High Point, 2012

Finals

29 UNC Greensboro vs. Liberty, 1997

FEWEST FOULS - Game

5 Radford vs. Campbell, Finals, 2019

First Round

9 UNC Asheville vs. Longwood, 2017

Quarterfinals

7 Gardner-Webb vs. Campbell, 2014

Semifinals

7 Liberty vs. Charleston Southern, 2012

Finals

5 Radford vs. Campbell, 2019

MOST TURNOVERS - Game

31 UMBC vs. UNC Greensboro, Quarterfinals, 1997

31 High Point vs. Campbell, Quarterfinals, 2013

First Round

30 UNC Asheville vs. Coastal Carolina, 1993

Quarterfinals

31 UMBC vs. UNC Greensboro, 1997

31 High Point vs. Campbell, 2013

Semifinals

29 Radford vs. Augusta, 1991

Finals

27 Campbell vs. Radford, 1987

FEWEST TURNOVERS - Game

5 Campbell vs. UNC Asheville, Quarterfinals, 2017

First Round

6 Winthrop vs. High Point, 2016

Quarterfinals

5 Campbell vs. UNC Asheville, 2017

Semifinals

7 Radford vs. Coastal Carolina, 1989

7 Winthrop vs. High Point, 2014

7 Radford vs. UNC Asheville, 2018

Finals

6 Radford vs. Campbell, 2019

TOURNAMENT GAME - TWO TEAMS

MOST COMBINED POINTS

First Round

177 Coastal Carolina (106) vs. Charleston Southern (71), 2014

Quarterfinals

189 High Point (100) vs. UNC Asheville (89), 2006

Semifinals

173 Campbell (93) vs. Charleston Southern (80), 1988

Finals

181 Radford (100) vs. Campbell (81), 1988

FEWEST COMBINED POINTS

First Round

85 UNC Asheville (43) vs. Radford (42), 2014

Quarterfinals

79 UNC Asheville (47) vs. Radford (32), 2005

79 Radford (41) vs. Presbyterian (38), 2013

Semifinals

92 Radford (41) vs. Liberty (51), 2016

Finals

90 Liberty (57) vs. Coastal Carolina (33), 2002

HIGHEST COMBINED FIELD GOAL PERCENTAGE

First Round

49.6 Coastal Carolina (38-60) vs. Charleston Southern (25-67), 2014

Quarterfinals

59.3 Charleston Southern (34-57) vs. Augusta (36-61), 1987

Semifinals

53.3 Campbell (28-51) vs. Augusta (29-56), 1990

Finals

50.0 Radford (42-69) vs. Campbell (31-77), 1988

50.0 Radford (34-61) vs. Winthrop (28-63), 1996

MOST COMBINED FIELD GOALS

First Round

63 Coastal Carolina (38-60) vs. Charleston Southern (25-67), 2014

Quarterfinals

70 Charleston Southern (34-57) vs. Augusta (36-61), 1987

Semifinals

68 Campbell (39-86) vs. Charleston Southern (29-68), 1988

68 Radford (42-82) vs. Coastal Carolina (20-53), 1989

Finals

73 Radford (42-69) vs. Campbell (31-77), 1988

MOST COMBINED FIELD GOAL ATTEMPTS

First Round

140 Winthrop (20-71) vs. High Point (26-69), 2016

Quarterfinals

148 UNC Asheville (22-78) vs. Winthrop (27-70), 1992

Semifinals

154 Campbell (39-86) vs. Charleston Southern (29-68), 1988

Finals

152 UNC Asheville (21-79) vs. Liberty (24-73), 2016

LOWEST COMBINED FIELD GOAL PERCENTAGE

First Round

29.7 UNC Asheville (16-65) vs. Radford (19-53), 2014

Quarterfinals

26.2 Radford (10-44) vs. Presbyterian (18-63), 2019

Semifinals

28.0 Campbell (14-53) vs. Charleston Southern (19-65), 2019

Finals

25.9 Coastal Carolina (10-58) vs. Liberty (18-50), 2002



WOMEN'S BASKETBALL TOURNAMENT RECORDS

FEWEST COMBINED FIELD GOALS

First Round

28 Presbyterian (16-43) vs. Charleston Southern (12-39), 2015

Quarterfinals

26 Radford (13-52) vs. Presbyterian (13-46), 2013

Semifinals

31 Winthrop (15-54) vs. Liberty (16-41), 2006

31 Radford (16-54) vs. Liberty (15-55), 2016

Finals

28 Elon (14-50) vs. Liberty (14-49), 2001

28 Coastal Carolina (10-58) vs. Liberty (18-50), 2002

FEWEST COMBINED FIELD GOAL ATTEMPTS

First Round

82 Presbyterian (16-43) vs. Charleston Southern (12-39), 2015

Quarterfinals

87 Coastal Carolina (14-49) vs. Liberty (19-38), 2011

Semifinals

88 Winthrop (15-44) vs. Liberty (21-44), 2009

Finals

99 Radford (18-38) vs. UNC Greensboro (21-61), 1993

99 Elon (14-50) vs. Liberty (14-49), 2001

HIGHEST COMBINED FREE THROW PERCENTAGE

First Round

80.0 Presbyterian (18-19) at Longwood (14-21), 2020

Quarterfinals

95.0 Coastal Carolina (8-8) vs. Augusta (11-12), 1990

Semifinals

85.7 Charleston Southern (10-11) vs. Liberty (14-17), 1999

Finals

84.8 Birmingham-Southern (15-17) vs. Liberty (13-16), 2004

MOST COMBINED FREE THROWS

First Round

41 Charleston Southern (18-27) vs. Longwood (23-36), 2013

Quarterfinals

58 UNC Asheville (24-26) vs. High Point (34-40), 2006

Semifinals

48 Coastal Carolina (27-34) vs. Radford (21-27), 1999

Finals

54 Liberty (27-36) vs. UNC Greensboro (27-36), 1997

MOST COMBINED FREE THROW ATTEMPTS

First Round

63 Charleston Southern (18-27) vs. Longwood (23-36), 2013

Quarterfinals

76 Radford (31-49) vs. Liberty (18-27), 1994

Semifinals

61 Coastal Carolina (27-34) vs. Radford (21-27), 1999

Finals

72 Liberty (27-36) vs. UNC Greensboro (27-36), 1997

LOWEST COMBINED FREE THROW PERCENTAGE

First Round

31.3 UNC Asheville (5-13) vs. Radford (0-3), 2014

Quarterfinals

45.5 UMBC (2-11) vs. UNC Greensboro (13-22), 1997

Semifinals

50.0 UNC Asheville (9-18) vs. Presbyterian (5-10), 2017

Finals

54.5 Liberty (14-26) vs. Gardner-Webb (10-18), 2011

FEWEST COMBINED FREE THROWS

First Round

5 UNC Asheville (5-13) vs. Radford (0-3), 2014

Quarterfinals

9 Charleston Southern (2-2) vs. Liberty (7-12), 2009

Semifinals

13 UNC Asheville (3-6) at Radford (10-11), 2019

Finals

12 UNC Asheville (5-9) vs. Radford (7-11), 2017

FEWEST COMBINED FREE THROW ATTEMPTS

First Round

16 UNC Asheville (5-13) vs. Radford (0-3), 2014

Quarterfinals

14 Charleston Southern (2-2) vs. Liberty (7-12), 2009

Semifinals

17 UNC Asheville (3-6) at Radford (10-11), 2019

Finals

20 UNC Asheville (5-9) vs. Radford (7-11), 2017

MOST COMBINED THREE-POINT FIELD GOALS

First Round

17 UNC Asheville (12-23) vs. Charleston Southern (5-13), 2020

17 Longwood (9-25) vs. Presbyterian (8-23), 2020

Quarterfinals

18 Coastal Carolina (14-25) vs. Charleston Southern (4-17), 2003

Semifinals

19 Presbyterian (11-32) at UNC Asheville (8-16), 2016

Finals

13 Campbell (7-17) vs. Radford (6-10), 1988

13 UNC Asheville (9-33) vs. Liberty (4-14), 2016

MOST COMBINED THREE-POINT FIELD GOAL ATTEMPTS

First Round

48 Longwood (9-25) vs. Presbyterian (8-23), 2020

Quarterfinals

53 Radford (6-23) vs. Winthrop (6-30), 2012

Semifinals

53 Charleston Southern (12-37) vs. Liberty (5-16), 2012

Finals

47 UNC Asheville (9-33) vs. Liberty (4-14), 2016

HIGHEST COMBINED 3-POINT PERCENTAGE (min. 10 made combined)

First Round

47.2 UNC Asheville (12-23) vs. Charleston Southern (5-13), 2020

Quarterfinals

48.5 High Point (11-16) vs. Charleston Southern (5-17), 2011

Semifinals

47.8 Radford (9-14) vs. Charleston Southern (2-9), 1996

Finals

48.1 Campbell (7-17) vs. Radford (6-10), 1988

MOST COMBINED FOULS

First Round

45 Longwood (23) vs. Charleston Southern (22), 2013

Quarterfinals

59 Liberty (35) vs. Radford (24), 1994

Semifinals

52 High Point (27) at Liberty (25), 2018

Finals

54 Radford (28) vs. UNC Greensboro (26), 1994

54 UNC Greensboro (29) vs. Liberty (25), 1997

MOST COMBINED TURNOVERS

First Round

51 UNC Asheville (30) vs. Coastal Carolina (21), 1993

Quarterfinals

51 Charleston Southern (27) vs. Radford (24), 1991

51 Radford (26) vs. UNC Asheville (25), 1995

51 Radford (26) vs. UNC Asheville (25), 1996

Semifinals

51 Radford (29) vs. Augusta (22), 1991

Finals

50 Campbell (27) vs. Radford (23), 1987

WOMEN'S BASKETBALL NCAA TOURNAMENT HISTORY



The Big South Conference's first member institution to advance to the NCAA Women's Basketball Tournament was Big South champion Radford in 1994, its first of three consecutive appearances in the Big Dance. Liberty earned a Big South-record 10 consecutive Tournament berths from 1997-2006. The Radford Highlanders earned the league's highest seed ever in 1995 as a No. 11 seed in the East Region. In addition, Liberty received its highest seed ever in 2008 as a No. 12 seed in the Tournament, and in 2005, became the first Big South basketball program -- men's or women's -- to reach the "Sweet Sixteen" in the NCAA Basketball Championship.

Meanwhile, the Big South has advanced to the WNIT 13 times in its history. In fact, the conference had a record four teams qualify for the postseason twice in a three-year span (2017 & 2019). Below is a look at the Big South's annual pairings in the NCAA Tournament, with results in the WNIT and Women's Basketball Invitational on the next page.

1994 - #16 RADFORD at West Region - West Lafayette, Ind.

March 17 #1 Purdue L, 56-103 1st Round

1995 - #11 RADFORD at East Region - Charlottesville, Va.

March 16 #6 Florida L, 49-89 1st Round

1996 - #16 RADFORD at East Region - Knoxville, Tenn.

March 16 #1 Tennessee L, 56-97 1st Round

1997 - #16 LIBERTY at Mideast Region - Norfolk, Va.

March 14 #1 Old Dominion L, 52-102 1st Round

1998 - #16 LIBERTY at Mideast Region - Knoxville, Tenn.

March 14 #1 Tennessee L, 58-102 1st Round

1999 - #14 LIBERTY at Mideast Region - Athens, Ga.

March 13 #3 Georgia L, 52-73 1st Round

2000 - #14 LIBERTY at East Region - Baton Rouge, La.

March 17 #3 LSU L, 54-77 1st Round

2001 - #15 LIBERTY at East Region - Athens, Ga.

March 16 #2 Georgia L, 48-77 1st Round

2002 - #14 LIBERTY at East Region - Athens, Ga.

March 16 #3 South Carolina L, 61-69 1st Round

2003 - #13 LIBERTY at East Region - Norfolk, Va.

March 22 #4 Vanderbilt L, 44-54 1st Round

2004 - #14 LIBERTY at West Region - Philadelphia, Pa.

March 20 #3 Georgia L, 53-78 1st Round

2005 - #13 LIBERTY at Chattanooga Regional - College Park, Md.

March 20 #4 Penn State W, 78-70 1st Round

March 22 #5 DePaul W, 88-79 2nd Round

#13 LIBERTY at Chattanooga Regional Semifinals - Chattanooga, Tenn.

March 26 #1 LSU L, 48-90 Sweet Sixteen

2006 - #13 LIBERTY at San Antonio Regional - Chicago, Ill.

March 18 #4 DePaul L, 48-63 1st Round

2007 - #14 UNC ASHEVILLE at Fresno Regional - Austin, Texas

March 17 #3 LSU L, 39-77 1st Round

2008 - #12 LIBERTY at Greensboro Regional - Norfolk, Va.

March 23 #5 Old Dominion L, 62-83 1st Round

2009 - #14 LIBERTY at Raleigh Regional - Baton Rouge, La.

March 22 #3 Louisville L, 42-62 1st Round

2010 - #13 LIBERTY at Kansas City Regional - Louisville, Ky.

March 20 #4 Kentucky L, 77-83 1st Round

2011 - #14 GARDNER-WEBB at Dayton Regional - Charlottesville, Va.

March 20 #3 Miami (Fla.) L, 62-80 1st Round

2012 - #16 LIBERTY at Raleigh Regional - South Bend, Ind.

March 18 #1 Notre Dame L, 43-74 1st Round

2013 - #13 LIBERTY at Oklahoma City Regional - Louisville, Ky.

March 24 #4 Purdue L, 43-77 1st Round

2014 - #15 WINTHROP at Lincoln Regional - Durham, N.C.

March 22 #2 Duke L, 45-87 1st Round

2015 - #13 LIBERTY at Greensboro Regional - Chapel Hill, N.C.

March 21 #4 North Carolina L, 65-71 1st Round

2016 - #14 UNC ASHEVILLE at Lexington Regional - Lexington, Ky.

March 19 #3 Kentucky L, 31-85 1st Round

2017 - #16 UNC ASHEVILLE at Stockton Regional - Columbia, S.C.

March 17 #1 South Carolina L, 40-90 1st Round

2018 - #14 LIBERTY at Lexington Regional - Knoxville, Tenn.

March 16 #3 Tennessee L, 60-100 1st Round

2019 - #14 RADFORD at Albany Regional - College Park, Md.

March 23 #3 Maryland L, 51-73 1st Round

SCHOOL	BERTHS	YEARS	W	L	BEST FINISH	BEST SEEDING
Liberty	17	1997-98-99-00-01-02-03-04-05-06-08-09-10-12-13-15-18	2	17	Sweet Sixteen	No. 12
Radford	4	1994-95-96-19	0	4	1st Round	No. 11
UNC Asheville	3	2007-16-17	0	3	1st Round	No. 14
Gardner-Webb	1	2011	0	1	1st Round	No. 14
Winthrop	1	2014	0	1	1st Round	No. 15

current women's basketball playing members in bold



WBB POSTSEASON HISTORY - WNIT

1989 - RADFORD

March 23	vs. San Diego State	(2OT)	L, 92-99	1st round
March 24	vs. Richmond	(OT)	W, 70-67	2nd Round
March 25	vs. DePaul		W, 91-83	Consolation

2007 - HIGH POINT

March 15	at Charlotte		L, 45-72	1st Round
----------	--------------	--	----------	-----------

2008 - RADFORD

March 20	at James Madison		L, 58-80	1st Round
----------	------------------	--	----------	-----------

2009 - WINTHROP

March 20	at Georgetown		L, 45-73	1st Round
----------	---------------	--	----------	-----------

2010 - GARDNER-WEBB

March 18	at Charlotte		L, 60-74	1st Round
----------	--------------	--	----------	-----------

2011 - LIBERTY

March 16	at Charlotte		L, 56-62	1st Round
----------	--------------	--	----------	-----------

2012 - HIGH POINT

March 15	at North Carolina State		L, 78-88	1st Round
----------	-------------------------	--	----------	-----------

2013 - WINTHROP

March 21	at Florida Gulf Coast		W, 65-51	1st Round
March 25	FLORIDA		L, 53-85	2nd Round

2014 - HIGH POINT

March 20	at Bowling Green		L, 62-72	1st Round
----------	------------------	--	----------	-----------

2015 - RADFORD

March 18	at East Carolina		L, 52-74	1st Round
----------	------------------	--	----------	-----------

2016 - LIBERTY

March 17	at Villanova		L, 51-67	1st Round
----------	--------------	--	----------	-----------

2017 - RADFORD

March 17	at James Madison		L, 59-80	1st Round
----------	------------------	--	----------	-----------

2018 - RADFORD

March 15	at Penn State	(OT)	W, 63-62	1st Round
March 17	at James Madison		L, 35-62	2nd Round

2019 - HIGH POINT

March 21	at Ohio		L, 74-81	1st Round
----------	---------	--	----------	-----------



WBB POSTSEASON HISTORY - WBI

2010 - #8 CHARLESTON SOUTHERN

March 18	APPALACHIAN STATE		L, 47-62	1st Round
----------	-------------------	--	----------	-----------

2012 - #7 CHARLESTON SOUTHERN

March 16	at #2 Minnesota		L, 51-80	1st Round
----------	-----------------	--	----------	-----------

2013 - #7 PRESBYTERIAN

March 20	at #2 Lamar		L, 48-71	1st Round
----------	-------------	--	----------	-----------

2017 - CAMPBELL

March 16	ST. FRANCIS (Pa.)		L, 68-79	1st Round
----------	-------------------	--	----------	-----------

CHARLESTON SOUTHERN

March 16	UNC GREENSBORO		L, 37-45	1st Round
----------	----------------	--	----------	-----------

2018 - UNC ASHEVILLE

March 15	FURMAN		L, 64-65	1st Round
----------	--------	--	----------	-----------

2019 - CAMPBELL

March 21	at Coastal Carolina		W, 58-54	1st Round
March 25	TENNESSEE TECH		W, 70-62	Quarterfinals
March 30	at Appalachian State		L, 57-70	Semifinals

UNC ASHEVILLE

March 20	APPALACHIAN STATE		L, 55-57	1st Round
----------	-------------------	--	----------	-----------

ALL-AMERICA

1986-87	Stephanie Howard, Radford	3rd Team
1987-88	Regina McKeithan, Campbell	1st Team
	Stephanie Howard, Radford	2nd Team

AMERICAN WOMEN'S SPORTS FEDERATION

FAST BREAK ALL-AMERICAN

1987-88	Regina McKeithan, Campbell	2nd Team
1988-89	Tammy Brown, Campbell	Special Mention
	Denise Ford, Campbell	Special Mention
1989-90	Tammy Brown, Campbell	4th Team
1990-91	Tammy Brown, Campbell	2nd Team
1991-92	Laurie Hood, Campbell	3rd Team
1992-93	Tammie Crown, Radford	3rd Team
	Lisa Allison, Campbell	Special Mention

ASSOCIATED PRESS ALL-AMERICAN

2003-04	Katie Feenstra, Liberty	Honorable Mention
2004-05	Katie Feenstra, Liberty	Honorable Mention
2008-09	Megan Frazee, Liberty	Honorable Mention
2014-15	Stacia Robertson, High Point	Honorable Mention

BOXTOROW ALL-AMERICA

2018-19	Ashley Bates, Hampton	1st Team
2019-20	Ashley Bates, Hampton	1st Team
	Laren VanArsdale, Hampton	2nd Team

USBWA PAT SUMMITT MOST COURAGEOUS AWARD

2018-19	David Six, Hampton
---------	--------------------

WBCA MAGGIE DIXON DIVISION I

NATIONAL ROOKIE COACH OF THE YEAR

2011-12	Jennifer Hoover, High Point
---------	-----------------------------

KODAK/WBCA ALL-AMERICA REGION II

2003-04	Katie Feenstra, Liberty
---------	-------------------------

ALL-SOUTHEAST REGION

1987-88	Julie Skinner, Campbell
---------	-------------------------

HER HOOP STATS FAB 15 FRESHMEN

2019-20	Kyla McMakin, Longwood
---------	------------------------

JOHN R. WOODEN WOMEN'S AWARD CANDIDATE

2004-05	Katie Feenstra, Liberty
---------	-------------------------

NANCY LIEBERMAN AWARD CANDIDATE

2013-14	Dequesha McClanahan, Winthrop
---------	-------------------------------

STATE FARM WADE TROPHY CANDIDATE

2004-05	Katie Feenstra, Liberty
---------	-------------------------

COLLEGIATE BASKETBALL AWARD OF EXCELLENCE

"WATCH LIST"

2004-05	Katie Feenstra, Liberty
	Kristal Tharp, Liberty

TEAM USA PARTICIPANTS

2007	Katie Feenstra FIBA World League Tournament
2011	Avery Warley, Liberty
	Pan American Games

USA BASKETBALL NATIONAL TEAM TRIALS

2007	Megan Frazee, Liberty
------	-----------------------

WNBA DRAFT PICKS

2005	Katie Feenstra, Liberty	Connecticut (1st, 8th)
2009	Megan Frazee, Liberty	San Antonio (2nd, 14th)

WNBA

2004	Nikki Reddick, Coastal Carolina	Tryout
2007	Alisha Dill, Coastal Carolina	Pre-Draft Camp
2012	Avery Warley, Liberty	Signed (Phoenix Mercury)

WBCA THIRTY UNDER 30

2016	Courtney Davidson, Radford
2018	Camille Collier, Radford
	Tobias Pinson, Winthrop
2019	Kenia Cole, Presbyterian
2020	Kenia Cole, Hampton

NCCSIA ALL-STATE (NORTH CAROLINA)

2004-05	Charlena Martin, High Point	2nd Team
	Katie O'Dell, High Point	2nd Team
2006-07	Candyce Sellars, High Point	1st Team
	Leslie Cook, High Point	2nd Team
2007-08	Mackenzie Maier, High Point	1st Team
2008-09	Mackenzie Maier, High Point	2nd Team
2009-10	Dominique Hudson, Gardner-Webb	1st Team
	Margaret Roundtree, Gardner-Webb	1st Team
2010-11	Dominique Hudson, Gardner-Webb	1st Team
	Monique Hudson, Gardner-Webb	2nd Team
2011-12	Shamia Brown, High Point	1st Team
	Chyenne Parker, High Point	1st Team
	Tonisha Baker, Campbell	2nd Team
	Erin Reynolds, High Point	2nd Team
2012-13	Tonisha Baker, Campbell	2nd Team
	Kiera Gaines, Campbell	2nd Team
2013-14	Catrina Green, Gardner-Webb	1st Team
	Kaylah Keys, High Point	1st Team
	Stacia Robertson, High Point	1st Team
	Kiera Gaines, Campbell	2nd Team
	Roslyn Presley, Campbell	2nd Team
2014-15	Kiera Gaines, Campbell	1st Team
	Stacia Robertson, High Point	1st Team
	Olivia Parker, Gardner-Webb	2nd Team
2015-16	Candace Brown, Gardner-Webb	1st Team
	Chatori Major, UNC Asheville	1st Team
	Olivia Parker, Gardner-Webb	1st Team
	Tianna Knuckles, UNC Asheville	2nd Team
2016-17	Summer Price, Campbell	1st Team
	Emma Bockrath, High Point	1st Team
	Kaylah Keys, High Point	2nd Team
2017-18	Summer Price, Campbell	1st Team
	Emma Bockrath, High Point	1st Team
2018-19	Emma Bockrath, High Point	1st Team
	Sonora Dengokl, UNC Asheville	1st Team
	Carley Plentovich, Gardner-Webb	2nd Team

VaSID PLAYER OF THE YEAR

2003-04	Katie Feenstra, Liberty
2004-05	Katie Feenstra, Liberty
2008-09	Megan Frazee, Liberty (Co-Player)
2012-13	Devon Brown, Liberty
2018-19	Ashley Bates, Hampton

VaSID COACH OF THE YEAR

1997-98	Rick Reeves, Liberty
2002-03	Carey Green, Liberty
2004-05	Carey Green, Liberty
2005-06	Carey Green, Liberty
2012-13	Carey Green, Liberty
2017-18	Carey Green, Liberty

VaSID ROOKIE OF THE YEAR

2008-09	Avery Warley, Liberty
2009-10	Devon Brown, Liberty
2011-12	Reagan Miller, Liberty
2012-13	Daeisha Brown, Longwood
2016-17	Keyen Green, Liberty
2018-19	Laren VanArsdale, Hampton
2019-20	Kyla McMakin, Longwood

VaSID ALL-STATE (VIRGINIA)

1991-92	Wendy Johnson, Liberty	2nd Team
1996-97	Elena Kisseleva, Liberty	2nd Team
1997-98	Elena Kisseleva, Liberty	1st Team
1998-99	Elena Kisseleva, Liberty	2nd Team
1999-00	Elena Kisseleva, Liberty	2nd Team
	Sharon Wilkerson, Liberty	2nd Team
2000-01	Michelle Fricke, Liberty	2nd Team
2003-04	Katie Feenstra, Liberty	1st Team
2004-05	Katie Feenstra, Liberty	1st Team
	Kristal Tharp, Liberty	2nd Team
	Taryn Causey, Radford	2nd Team
2005-06	Megan Frazee, Liberty	2nd Team
2006-07	Megan Frazee, Liberty	1st Team
	Kelli Darden, Radford	2nd Team
2007-08	Megan Frazee, Liberty	1st Team
	Moriah Frazee, Liberty	2nd Team
	Kelli Darden, Radford	2nd Team

VaSID ALL-STATE (VIRGINIA) - cont.

2008-09	Megan Frazee, Liberty	1st Team
	Moriah Frazee, Liberty	Honorable Mention
	Taleia Moton, Radford	Honorable Mention
2009-10	Devon Brown, Liberty	1st Team
	Avery Warley, Liberty	1st Team
2010-11	Avery Warley, Liberty	1st Team
	Devon Brown, Liberty	2nd Team
2011-12	Devon Brown, Liberty	1st Team
	Avery Warley, Liberty	2nd Team
	Da'Naria Erwin Spencer, Radford	2nd Team
2012-13	Devon Brown, Liberty	1st Team
	Chelsea Coward, Longwood	2nd Team
	Tolu Omotola, Liberty	2nd Team
2013-14	Ashley Rininger, Liberty	2nd Team
2014-15	Ashley Rininger, Liberty	2nd Team
2015-16	Janayla White, Radford	2nd Team
2016-17	Destinee Walker, Radford	1st Team
2017-18	Keyen Green, Liberty	2nd Team
	Jayda Worthy, Radford	2nd Team
2018-19	Ashley Bates, Hampton	1st Team
	Laren VanArsdale, Hampton	2nd Team
	Destinee Walker, Radford	2nd Team
2019-20	Kyla McMakin, Longwood	2nd Team
	Laren VanArsdale, Hampton	2nd Team

RICHMOND TIMES-DISPATCH STATE OF VIRGINIA

PLAYER OF THE YEAR

2003-04	Katie Feenstra, Liberty
2007-08	Megan Frazee, Liberty
2008-09	Megan Frazee, Liberty
2012-13	Devon Brown, Liberty

RICHMOND TIMES-DISPATCH STATE OF VIRGINIA

COACH OF THE YEAR

2012-13	Bill Reinson, Longwood
---------	------------------------

RICHMOND TIMES-DISPATCH ALL-STATE

2003-04	Katie Feenstra, Liberty	
2006-07	Megan Frazee, Liberty	
2007-08	Megan Frazee, Liberty	
2008-09	Megan Frazee, Liberty	
2009-10	Devon Brown, Liberty	
2010-11	Avery Warley, Liberty	2nd Team
	Devon Brown, Liberty	HM
	Da'Naria Erwin Spencer, Radford	HM
2011-12	Devon Brown, Liberty	2nd Team
	Avery Warley, Liberty	2nd Team
	Da'Naria Erwin Spencer, Radford	HM
2012-13	Devon Brown, Liberty	1st Team
	Tolu Omotola, Liberty	1st Team
	Chelsea Coward, Longwood	HM
2013-14	Ashley Rininger, Liberty	2nd Team
2014-15	Ashley Rininger, Liberty	1st Team

NCAA WOMAN OF THE YEAR STATE WINNERS

2000-01	Brooke Weisbrod, Coastal Carolina	(SC)
---------	-----------------------------------	------

ARTHUR ASHE JR. SPORTS SCHOLARS

2017	Chatori Major, UNC Asheville	2nd Team
------	------------------------------	----------

SENIOR CLASS AWARD CANDIDATES

2004-05	Katie Feenstra, Liberty
2007-08	Allyson Fasnacht, Liberty
2008-09	Megan Frazee, Liberty
2013-14	Dequesha McClanahan, Winthrop

WBCA GOOD WORKS TEAM NOMINEES

2013-14	Taylor Calvert, Winthrop
2014-15	Juli Osborne, Campbell
2015-16	Olivia Carlton, Coastal Carolina
	Ashley Rininger, Liberty
	Janie Miles, Presbyterian
	Paige Love, UNC Asheville
2016-17	Kaylah Keys, High Point

CoSIDA ACADEMIC ALL-AMERICA

1993-94	Samantha Gilbert, Radford	2nd Team
1998-99	Jennifer Grant, Radford	3rd Team
2004-05	Kristal Tharp, Liberty	2nd Team
2005-06	Leslie Cook, High Point	3rd Team
2006-07	Leslie Cook, High Point	1st Team
2007-08	Megan Frazee, Liberty	2nd Team
2008-09	Megan Frazee, Liberty	1st Team
2009-10	Amanda Stull, Coastal Carolina	3rd Team
2014-15	Ashley Rininger, Liberty	1st Team
2015-16	Ashley Rininger, Liberty	1st Team
2017-18	Janie Miles, Presbyterian	2nd Team
2019-20	Camryn Brown, High Point	3rd Team

CoSIDA ACADEMIC ALL-DISTRICT

1993-94	Samantha Gilbert, Radford	1st Team
1998-99	Jennifer Grant, Radford	1st Team
2003-04	Kristal Tharp, Liberty	1st Team
	Kylie Williamson, Radford	1st Team
	Katie Feenstra, Liberty	2nd Team
	Amanda Neby, Radford	2nd Team
2004-05	Kristal Tharp, Liberty	1st Team
2005-06	Leslie Cook, High Point	1st Team
	Iva Milevoj, Winthrop	2nd Team
2006-07	Leslie Cook, High Point	1st Team
	Allyson Fasnacht, Liberty	1st Team
	Megan Frazee, Liberty	1st Team
2007-08	Megan Frazee, Liberty	1st Team
	Moriah Frazee, Liberty	1st Team
	Allyson Fasnacht, Liberty	2nd Team
2008-09	Megan Frazee, Liberty	1st Team
	Amanda Stull, Coastal Carolina	1st Team
	Moriah Frazee, Liberty	2nd Team
	Rachel Hammond, Liberty	2nd Team
2009-10	Amanda Stull, Coastal Carolina	1st Team
2010-11	Katie White, Coastal Carolina	1st Team
	Mackenzie Maier, High Point	2nd Team
2014-15	Ashley Rininger, Liberty	1st Team
2015-16	Ashley Rininger, Liberty	1st Team
2016-17	Emma Bockrath, High Point	1st Team
	Janie Miles, Presbyterian	1st Team
2017-18	Emma Bockrath, High Point	1st Team
	Janie Miles, Presbyterian	1st Team
2018-19	Emma Bockrath, High Point	1st Team
	Lindsey Edwards, High Point	1st Team
	Riley Popplewell, USC Upstate	1st Team
2019-20	Camryn Brown, High Point	1st Team
	Brooke Jordan-Brown, UNC Asheville	1st Team

I-AAA ATHLETIC DIRECTORS ASSOCIATION

SCHOLAR-ATHLETE TEAM

2005-06	Iva Milevoj, Winthrop
2010-11	Grace Blaylock, UNC Asheville
2013-14	Dequesha McClanahan, Winthrop
2016-17	Chatori Major, UNC Asheville
2019-20	Riley Popplewell, USC Upstate

VaSID ACADEMIC ALL-STATE

2002-03	Amanda Neby, Radford	Honorable Mention
2007-08	Allyson Fasnacht, Liberty	
	Megan Frazee, Liberty	
	Moriah Frazee, Liberty	
2008-09	Megan Frazee, Liberty	
2012-13	Erin Neal, Longwood	
2013-14	Ashley Rininger, Liberty	
2014-15	Ashley Rininger, Liberty	
2015-16	Ashley Rininger, Liberty	
2017-18	Molly Reagan, Liberty	
2018-19	Kate Spradlin, Longwood	
	Jen Falconer, Radford	
2019-20	K'Lynn Willis, Hampton	
	Jen Falconer, Radford	

WBCA ACADEMIC NATIONAL TOP 25

TEAM HONOR ROLL

1997-98	Radford	4th
	Winthrop	10th
1998-99	Radford	2nd
	Winthrop	11th
	Liberty	12th
1999-00	Liberty	13th
2000-01	Radford	2nd
2005-06	Liberty	T-14th
2006-07	Liberty	7th
2007-08	Liberty	14th
2008-09	Charleston Southern	T-21st
2015-16	Liberty	22nd
2016-17	UNC Asheville	10th
	High Point	T-15th
	Gardner-Webb	T-15th
	Presbyterian College	17th
2018-19	UNC Asheville	24th

NCAA PUBLIC RECOGNITION AWARD FOR

HIGH ACADEMIC ACHIEVEMENT

2007	Liberty
2009	Liberty
2015	Liberty
	UNC Asheville
2016	UNC Asheville
2017	UNC Asheville
2018	UNC Asheville
2019	Radford
	UNC Asheville
2020	Radford
	UNC Asheville

PLAYER OF THE YEAR

1986-87	Regina McKeithan	Campbell
1987-88	Stephanie Howard	Radford
1988-89	Stephanie Howard	Radford
1989-90	Tammy Brown	Campbell
1990-91	Tammy Brown	Campbell
1991-92	Laurie Hood	Campbell
	Patrinda Toney	Radford
1992-93	Tammy Crown	Radford
1993-94	Vickie Henson	UNC Greensboro
1994-95	Trinette Tucker	Towson State
1995-96	Chrissy Kelly	Charleston So.
1996-97	Vicki Griffin	UNC Asheville
1997-98	Elena Kisseleva	Liberty
1998-99	Elena Kisseleva	Liberty
1999-00	Sharon Wilkerson	Liberty
2000-01	Brooke Weisbrod	Coastal Carolina
2001-02	Holly Andrews	Elon
2002-03	Katie Feenstra	Liberty
2003-04	Katie Feenstra	Liberty
2004-05	Katie Feenstra	Liberty
2005-06	Katie O'Dell	High Point
2006-07	Alisha Dill	Coastal Carolina
2007-08	Megan Frazee	Liberty
2008-09	Megan Frazee	Liberty
2009-10	Margaret Roundtree	Gardner-Webb
2010-11	Katie Tull	Charleston So.
2011-12	Dequesha McClanahan	Winthrop
2012-13	Dequesha McClanahan	Winthrop
2013-14	Dequesha McClanahan	Winthrop
2014-15	Stacia Robertson	High Point
2015-16	Chatori Major	UNC Asheville
2016-17	Emma Bockrath	High Point
2017-18	Keyen Green	Liberty
2018-19	Ashley Bates	Hampton
2019-20	Camryn Brown	High Point

ROOKIE / FRESHMAN OF THE YEAR

1989-90	Tara McMinn	UNC Asheville
1990-91	Shannan Wilkey	Radford
1991-92	Angie Johnson	Liberty
1992-93	Chrissy Kelly	Charleston So.
1993-94	Vicki Griffin	UNC Asheville
1994-95	Katherine Kitchin	Winthrop
1995-96	Kim Hairston	Radford
1996-97	Elena Kisseleva	Liberty
1997-98	Brooke Weisbrod	Coastal Carolina
1998-99	Katie LaRue	Charleston So.
1999-00	Michelle Fricke	Liberty
2000-01	Nicki Fauntleroy	High Point
2001-02	Kristal Tharp	Liberty
2002-03	Kristal Hood	UNC Asheville
2003-04	Brittany Hendley	UNC Asheville
2004-05	Corrie Fertitta	Radford
2005-06	Ashley Fann	Winthrop
2006-07	Kyla Jones	UNC Asheville
2007-08	Mackenzie Maier	High Point
2008-09	Shamia Brown	High Point
2009-10	Mariah Pietrowski	Presbyterian
2010-11	Dequesha McClanahan	Winthrop
2011-12	Shonese Jones	UNC Asheville
2012-13	Schaquilla Nunn	Winthrop
2013-14	Kaylah Keys	High Point
2014-15	Cortney Storey	Presbyterian
2015-16	Taylor Petty	Presbyterian
2016-17	Keyen Green	Liberty
2017-18	Ashtyn Baker	Liberty
2018-19	Laren VanArsdale	Hampton
2019-20	Kyla McMakin	Longwood

COACH OF THE YEAR

1986-87	Lowell Barnhart	Augusta
	Wanda Watkins	Campbell
1987-88	Charlene Curtis	Radford
1988-89	Gina Markland	Coastal Carolina
1989-90	Charlene Curtis	Radford
1990-91	Wanda Watkins	Campbell
1991-92	Luby Lichonczak	Radford
1992-93	Lynne Agee	UNC Greensboro
	Rick Reeves	Liberty
1993-94	Kathy Solano	UMBC
1994-95	Ellen Fitzkee	Towson State
1995-96	Robin Muller	Winthrop
1996-97	Rick Reeves	Liberty
1997-98	Rick Reeves	Liberty
1998-99	Alan LeForce	Coastal Carolina
1999-00	Carey Green	Liberty
2000-01	Fred Francello	Charleston So.
	Joe Ellenburg	High Point
2001-02	Kristen Holt	Radford
2002-03	Carey Green	Liberty
2003-04	Betsy Blose	UNC Asheville
2004-05	Tooev Loy	High Point
2005-06	Carey Green	Liberty
2006-07	Tooev Loy	High Point
2007-08	Carey Green	Liberty
2008-09	Carey Green	Liberty
2009-10	Rick Reeves	Gardner-Webb
2010-11	Tajama Ngongba	Radford
2011-12	Marlene Stollings	Winthrop
2012-13	Ronny Fisher	Presbyterian
2013-14	DeUnna Hendrix	High Point
2014-15	Mike McGuire	Radford
2015-16	Brenda Mock Kirkpatrick	UNC Asheville
2016-17	Ronny Fisher	Campbell
2017-18	Mike McGuire	Radford
2018-19	Mike McGuire	Radford
2019-20	Ronny Fisher	Campbell

SCHOLAR-ATHLETE OF THE YEAR

1996-97	Vicki Giffin	UNC Asheville
1997-98	Elena Kisseleva	Liberty
1998-99	Crystal Carpenter	Charleston So.
1999-00	Jennifer Grant	Radford
2000-01	Brooke Weisbrod	Coastal Carolina
2001-02	Charlotta Wennefors	Winthrop
2002-03	Gina Rosser	High Point
2003-04	Kristal Tharp	Liberty
2004-05	Kristal Tharp	Liberty
2005-06	Leslie Cook	High Point
2006-07	Leslie Cook	High Point
2007-08	Allyson Fasnacht	Liberty
2008-09	Megan Frazee	Liberty
2009-10	Amanda Stull	Coastal Carolina
2010-11	Katie White	Coastal Carolina
2011-12	Rachelle Coward	Charleston So.
	Brianna Dillard	Gardner-Webb
2012-13	Karlee Taylor	Presbyterian
2013-14	Ashley Rininger	Liberty
2014-15	Ashley Rininger	Liberty
2015-16	Ashley Rininger	Liberty
2016-17	Janie Miles	Presbyterian
2017-18	Janie Miles	Presbyterian
2018-19	Riley Popplewell	USC Upstate
2019-20	Camryn Brown	High Point

DEFENSIVE PLAYER OF THE YEAR

2005-06	Roli-Ann Nikagbatse	Liberty
2006-07	Kelli Darden	Radford
2007-08	Kelli Darden	Radford
2008-09	Johnette Walker	Radford
2009-10	Amanda Stull	Coastal Carolina
2010-11	Avery Warley	Liberty
2011-12	Cheyenne Parker	High Point
2012-13	Cheyenne Parker	High Point
2013-14	Kiera Gaines	Campbell
2014-15	Schaquilla Nunn	Winthrop
2015-16	Aliyah Kilpatrick	Winthrop
2016-17	MaKala Rouse	Campbell
2017-18	Jayda Worthly	Radford
2018-19	Ashley Bates	Hampton
2019-20	Ashley Bates	Hampton

BIG SOUTH TOURNAMENT MVP

1987	Stephanie Howard	Radford
1988	Regina McKeithan	Campbell
1989	Denise Ford	Campbell
1990	Karen Bowles	Radford
1991	Roz Groce	Radford
1992	Patrinda Toney	Radford
1993	Shannan Wilkey	Radford
1994	Shannan Wilkey	Radford
1995	Alisa Moore	UNC Greensboro
1996	Anne Cox	Winthrop
1997	Elena Kisseleva	Liberty
1998	Emily Hill	UNC Asheville
1999	Elena Kisseleva	Liberty
2000	Elena Kisseleva	Liberty
2001	Michelle Fricke	Liberty
2002	Nikki Reddick	Coastal Carolina
2003	Katie Feenstra	Liberty
2004	Katie Feenstra	Liberty
2005	Katie Feenstra	Liberty
2006	Allyson Fasnacht	Liberty
2007	Amanda Elder	UNC Asheville
2008	Megan Frazee	Liberty
2009	Megan Frazee	Liberty
2010	Devon Brown	Liberty
2011	Dominique Hudson	Gardner-Webb
2012	Avery Warley	Liberty
2013	Devon Brown	Liberty
2014	Dequesha McClanahan	Winthrop
2015	Ashley Rininger	Liberty
2016	Chatori Major	UNC Asheville
2017	Sonora Dengokl	UNC Asheville
2018	KK Barbour	Liberty
2019	Lydia Rivers	Radford
2020	--	

BIG SOUTH TEAM SPORTSMANSHIP AWARD

2005-06	Birmingham-Southern
2006-07	Charleston Southern
2007-08	Charleston Southern
2008-09	Presbyterian College
2009-10	Presbyterian College
2010-11	UNC Asheville
2011-12	Campbell
2012-13	Presbyterian College
2013-14	Presbyterian College
2014-15	Presbyterian College
2015-16	Presbyterian College
2018-19	Radford
2019-20	Radford

1986-87

Regina McKeithan	Jr.	C	Campbell
Gina Arp	Sr.	F	Augusta
Wendy Beecher	Fr.	C	UNC Asheville
Denise Ford	So.	F	Campbell
Stephanie Howard	So.	G	Radford
Joyce Sampson	Sr.	C	Radford
Kim Segars	So.	C	Winthrop
Julie Skinner	Jr.	G	Campbell
Lori Taylor	So.	F	Winthrop
Lisa White	Sr.	F	Augusta
Terri Woodruff	Sr.	F	Coastal Carolina

PLAYER OF THE YEAR

Regina McKeithan, Campbell

CO-COACH OF THE YEAR

Lowell Barnhart, Augusta
Wanda Watkins, Campbell

1987-88

Stephanie Howard	Jr.	G	Radford
Wendy Beecher	So.	C	UNC Asheville
Karen Bowles	So.	F	Radford
Cathy Coker	Sr.	F	Charleston Southern
Denise Ford	Jr.	F	Campbell
Meechio Kornegay	Sr.	F	UNC Asheville
Reginia McKeithan	Sr.	C	Campbell
Kim Segars	Jr.	C	Winthrop
Julie Skinner	Sr.	G	Campbell
Kim Turner	Sr.	F	Augusta

PLAYER OF THE YEAR

Stephanie Howard, Radford

COACH OF THE YEAR

Charlene Curtis, Radford

1988-89

Stephanie Howard	Sr.	G	Radford
Debbie Born	So.	C	Augusta
Holly Bottar	Fr.	G	Coastal Carolina
Karen Bowles	Jr.	F	Radford
Tammy Brown	So.	C	Campbell
Denise Ford	Sr.	F	Campbell
Rhonda Grant	So.	C	Coastal Carolina
Fran Leverette	Jr.	F	Augusta
Kim Segars	Sr.	C	Winthrop
Patrinda Toney	So.	G	Radford

PLAYER OF THE YEAR

Stephanie Howard, Radford

COACH OF THE YEAR

Gina Markland, Coastal Carolina

1989-90

First Team

Tammy Brown	Jr.	F	Campbell
Debbie Born	Jr.	C	Augusta
Patrinda Toney	Jr.	G	Radford
Karen Bowles	Sr.	F	Radford
Holly Bottar	So.	G	Coastal Carolina

Second Team

Tresa Norman	Sr.	F	Charleston Southern
Laurie Hood	So.	C	Campbell
Paige Cardel	Sr.	G	Radford
Wendy Beecher	Sr.	C	UNC Asheville
Becky Barbary	Sr.	F	Winthrop

PLAYER OF THE YEAR

Tammy Brown, Campbell

ROOKIE OF THE YEAR

Tara McMinn, UNC Asheville

COACH OF THE YEAR

Charlene Curtis, Radford

1990-91

First Team

Tammy Brown	Sr.	F	Campbell
Debbie Born	Sr.	C	Augusta
Laurie Hood	Jr.	C	Campbell
Tara McMinn	So.	F	UNC Asheville
Holly Bottar	Jr.	G	Coastal Carolina

Second Team

Melissa Herbert	So.	F	Coastal Carolina
Roz Groce	Jr.	G	Radford
Becky Harden	Jr.	F	Radford
Gladys Burke	Sr.	F	Augusta
Tammy Jones	So.	C	Winthrop

PLAYER OF THE YEAR

Tammy Brown, Campbell

ROOKIE OF THE YEAR

Shannan Wilkey, Radford

COACH OF THE YEAR

Wanda Watkins, Campbell

1991-92

First Team

Laurie Hood	Sr.	C	Campbell
Patrinda Toney	Sr.	G	Radford
Jeri Wiley	Sr.	G	Liberty
Tammy Jones	Jr.	C	Winthrop
Holly Bottar	Sr.	G	Coastal Carolina

Second Team

Becky Harden	Sr.	F	Radford
Roz Groce	Sr.	F	Radford
Lisa Allison	Jr.	F	Campbell
Bryanna Owen	So.	F	Charleston Southern
Shelly Hall	Jr.	F	UNC Asheville

CO-PLAYER OF THE YEAR

Laurie Hood, Campbell
Patrinda Toney, Radford

ROOKIE OF THE YEAR

Angie Johnson, Liberty

COACH OF THE YEAR

Luby Lichonczak, Radford

1992-93

First Team

Tammie Crown	Sr.	C	Radford
Danielle Barry	Jr.	F	Towson State
Vickie Henson	Jr.	C	UNC Greensboro
Missy Quille	Jr.	G	UMBC
Shannan Wilkey	Jr.	G	Radford

Second Team

Anna Barrington	So.	G	Liberty
Micky Haywood	Sr.	G	UNC Greensboro
Melissa Herbert	Jr.	F	Coastal Carolina
Kim Lewis	Jr.	C	Coastal Carolina
Shonta Tabourn	Sr.	G	Campbell

PLAYER OF THE YEAR

Tammie Crown, Radford

ROOKIE OF THE YEAR

Chrissy Kelly, Charleston Southern

CO-COACH OF THE YEAR

Lynne Agee, UNC Greensboro
Rick Reeves, Liberty

1993-94

First Team

Vickie Henson	Sr.	C	UNC Greensboro
Danielle Barry	Sr.	F	Towson State
Missy Quille	Sr.	G	UMBC
Shannan Wilkey	Sr.	G	Radford
Melissa Herbert	Sr.	F	Coastal Carolina

Second Team

Tammy Jones	Sr.	C	Winthrop
Chrissy Kelly	So.	G	Charleston Southern
Shannon Ward	Jr.	F	Towson State
Nicky Coleman	Jr.	C	Campbell
Ginny Holloway	Jr.	G	Liberty

ALL-ROOKIE TEAM

Vicki Giffin	Fr.	F	UNC Asheville
Becky Lastinger	Fr.	G	Campbell
Michelle Wymys	Fr.	C	Liberty
Amanda Frazier	Fr.	G	UNC Asheville
Serena King	Fr.	G	UNC Greensboro

PLAYER OF THE YEAR

Vickie Henson, UNC Greensboro

ROOKIE OF THE YEAR

Vicki Giffin, UNC Asheville

COACH OF THE YEAR

Kathy Solano, UMBC

1994-95

First Team

Trinette Tucker	So. F	Towson State
Eunice French	Sr. C	UMBC
Chrissy Kelly	Jr. G	Charleston Southern
Vicki Giffin	So. F	UNC Asheville
Ginny Holloway	Sr. G	Liberty

Second Team

Julie Moore	Jr. F	UNC Greensboro
Alisa Moore	Jr. C	UNC Greensboro
Tanja Belair	Jr. F	Towson State
Jenny Goode	Sr. G	Radford
Tameka Tender	Jr. G	Coastal Carolina

ALL-ROOKIE TEAM

Katherine Kitchin	Fr. F	Winthrop
LaTona Joyner	Fr. G	Towson State
Christy McNeil	Fr. G	UNC Asheville
Rebecca McNeil	Fr. F	Radford
Jan Jacob	Fr. F	UMBC

PLAYER OF THE YEAR

Trinette Tucker, Towson State

ROOKIE OF THE YEAR

Katherine Kitchin, Winthrop

COACH OF THE YEAR

Ellen Fitzkee, Towson State

1995-96

First Team

Chrissy Kelly	Sr. G	Charleston Southern
Vicki Giffin	Jr. F	UNC Asheville
Lisa Howard	Sr. G	Radford
Alisa Moore	Sr. C	UNC Greensboro
Tameka Tender	Sr. F	Coastal Carolina

Second Team

Samantha Cerny	Jr. F	Coastal Carolina
Jennifer Churchill	Fr. C	Winthrop
Kendra Damann	So. G	UMBC
Dede Logemann	Sr. F	Radford
Julie Moore	Sr. F	UNC Greensboro

ALL-ROOKIE TEAM

Kim Hairston	Fr. G	Radford
Jennifer Churchill	Fr. C	Winthrop
Samantha Ferguson	Fr. G	UNC Greensboro
Monica Logan	Fr. C	UMBC
Leigh-Ann Pursifull	Fr. F	Winthrop

PLAYER OF THE YEAR

Chrissy Kelly, Charleston Southern

ROOKIE OF THE YEAR

Kim Hairston, Radford

COACH OF THE YEAR

Robin Muller, Winthrop

1996-97

First Team

Vicki Giffin	Sr. F	UNC Asheville
Melinda Goodson	Fr. G	UNC Greensboro
Elena Kisseleva	Fr. F	Liberty
Meredith Luebbers	Sr. F	Coastal Carolina
Sharon Wilkerson	Fr. G	Liberty

Second Team

Jennifer Churchill	So. C	Winthrop
Kendra Damann	Jr. F	UMBC
Kim Hairston	So. G	Radford
Monica Logan	So. C	UMBC
Jennifer Steadman	Sr. F	Charleston Southern

ALL-ROOKIE TEAM

Elena Kisseleva	Fr. F	Liberty
Melinda Goodson	Fr. G	UNC Greensboro
Emily Hill	Fr. G	UNC Asheville
Kate Sanford	Fr. C	Charleston Southern
Sharon Wilkerson	Fr. G	Liberty

PLAYER OF THE YEAR

Vicki Giffin, UNC Asheville

ROOKIE OF THE YEAR

Elena Kisseleva, Liberty

COACH OF THE YEAR

Rick Reeves, Liberty

1997-98

First Team

Elena Kisseleva	So. F	Liberty
Crystal Carpenter	Jr. G	Charleston Southern
Sharon Wilkerson	So. G	Liberty
Emily Hill	So. G	UNC Asheville
Lori Mitchell	Jr. G	Radford

Second Team

Kate Sanford	So. F/C	Charleston Southern
Sarah Wilkerson	So. G	Liberty
Kendra Damann	Sr. G/F	UMBC
Jennifer Churchill	Jr. C	Winthrop
Leigh-Ann Pursifull	Jr. G/F	Winthrop

ALL-ROOKIE TEAM

Brooke Weisbrod	Fr. G	Coastal Carolina
Amy Hannis	Fr. G	Charleston Southern
Lisa O'Connor	Fr. G	Coastal Carolina
Irene Sloof	Fr. G	Liberty
Meredith Smith	Fr. F/C	Winthrop

PLAYER OF THE YEAR

Elena Kisseleva, Liberty

ROOKIE OF THE YEAR

Brooke Weisbrod, Coastal Carolina

COACH OF THE YEAR

Rick Reeves, Liberty

1998-99

First Team

Elena Kisseleva	Jr. F	Liberty
Crystal Carpenter	Sr. G	Charleston Southern
Sharon Wilkerson	Jr. G	Liberty
Kate Sanford	Jr. C	Charleston Southern
Lori Mitchell	Sr. G	Radford

Second Team

Jennifer Grant	Jr. C	Radford
Sarah Wilkerson	Jr. G	Liberty
Cheri McNeil	Jr. F	Coastal Carolina
Brooke Weisbrod	So. G	Coastal Carolina
Leigh-Ann Pursifull	Sr. G/F	Winthrop

ALL-ROOKIE TEAM

Katie LaRue	Fr. G	Charleston Southern
K'Shaki Short	Fr. G	UNC Asheville
Tynisha King	Fr. F	UNC Asheville
Rachel Young	Fr. G	Liberty
Charlotta Wennefors	Fr. G	Winthrop

PLAYER OF THE YEAR

Elena Kisseleva, Liberty

ROOKIE OF THE YEAR

Katie LaRue, Charleston Southern

COACH OF THE YEAR

Alan LeForce, Coastal Carolina

1999-00

First Team

Sharon Wilkerson	Sr. G	Liberty
Catrice Horton	Jr. G	Radford
Elena Kisseleva	Sr. F	Liberty
Kate Sanford	Sr. C	Charleston Southern
Cheri McNeil	Sr. F	Coastal Carolina

Second Team

Jennifer Grant	Sr. C	Radford
Sarah Farley	Sr. G	Liberty
Michelle Fricke	Fr. F/C	Liberty
Loretta Lawson	Jr. G	Elon
Charlotta Wennefors	So. G	Winthrop

ALL-ROOKIE TEAM

Michelle Fricke	Fr. F/C	Liberty
Nikki Reddick	Fr. G	Coastal Carolina
Jayne Chikos	Fr. G	Elon
Jessica Guarneri	Fr. C	UNC Asheville
Tonisha Jackson	Fr. C	UNC Asheville

PLAYER OF THE YEAR

Sharon Wilkerson, Liberty

ROOKIE OF THE YEAR

Michelle Fricke, Liberty

COACH OF THE YEAR

Carey Green, Liberty



WOMEN'S BASKETBALL ALL-CONFERENCE HONORS

2000-01

First Team

Brooke Weisbrod	Sr.	G	Coastal Carolina
Michelle Fricke	So.	F/C	Liberty
Catrice Horton	Sr.	G	Radford
Jessica Guarneri	So.	C	UNC Asheville
Charlotta Wennefors	Jr.	G	Winthrop

Second Team

Erin Jedlikowski	So.	F	Charleston Southern
Alison Bach	Sr.	F	Coastal Carolina
Loretta Lawson	Sr.	G	Elon
Nicki Fauntleroy	Fr.	F	High Point
Rachel Young	Jr.	G	Liberty

ALL-ROOKIE TEAM

Nicki Fauntleroy	Fr.	F	High Point
Marta Losonczy	Fr.	C/F	Charleston Southern
Holly Andrews	Fr.	G	Elon
Monique Leonard	Fr.	G	Liberty
Kristina Palaimaite	Fr.	F	Liberty

PLAYER OF THE YEAR

Brooke Weisbrod, Coastal Carolina

ROOKIE OF THE YEAR

Nicki Fauntleroy, High Point

CO-COACH OF THE YEAR

Fred Francello, Charleston Southern
Joe Ellenburg, High Point

2001-02

First Team

Holly Andrews	So.	G	Elon
Nikki Reddick	So.	G	Coastal Carolina
Meribeth Feenstra	Jr.	C	Liberty
Amanda Neby	So.	F	Radford
Jessica Guarneri	Jr.	C	UNC Asheville

Second Team

Cesurian Champagne	Sr.	G/F	Charleston Southern
Jayne Chikos	Jr.	G	Elon
Mary Brewer	Sr.	C	High Point
Misty Brockman	Jr.	G	High Point
Narelle Henry	So.	G	High Point

ALL-ROOKIE TEAM

Kristal Tharp	Fr.	G/F	Liberty
Amanda Eckberg	Fr.	C	Charleston Southern
Katie Feenstra	Fr.	C	Liberty
Stephanie Walker	Fr.	G	Liberty
Ashley Sharpton	Fr.	G	UNC Asheville

PLAYER OF THE YEAR

Holly Andrews, Elon

ROOKIE OF THE YEAR

Kristal Tharp, Liberty

COACH OF THE YEAR

Kristen Holt, Radford

2002-03

First Team

Katie Feenstra	So.	C	Liberty
Nikki Reddick	Jr.	G	Coastal Carolina
Holly Andrews	Jr.	G	Elon
Kristal Tharp	So.	G/F	Liberty
Amanda Neby	Jr.	F	Radford

Second Team

Marea Daniels	Sr.	G	Charleston Southern
Jayne Chikos	Sr.	G	Elon
Misty Brockman	Sr.	G	High Point
Narelle Henry	Jr.	G	High Point
Tonisha Jackson	Jr.	C	UNC Asheville

ALL-FRESHMAN TEAM

Erica McCoy	F	Charleston Southern
Keena Wicker	F	Charleston Southern
Kristal Hood	G	UNC Asheville
Jessica Anger	C	Winthrop
Arin Kress	G	Winthrop

PLAYER OF THE YEAR

Katie Feenstra, Liberty

FRESHMAN OF THE YEAR

Kristal Hood, UNC Asheville

COACH OF THE YEAR

Carey Green, Liberty

2003-04

First Team

Katie Feenstra	Jr.	C	Liberty
Tonisha Jackson	Sr.	C	UNC Asheville
Charlena Martin	Jr.	G	High Point
Katie O'Dell	So.	F	High Point
Nikki Reddick	Sr.	G	Coastal Carolina

Second Team

Lindsay Boyett	Sr.	G	Birmingham-So.
Taryn Causey	Jr.	G	Radford
Lisa Crandall	Sr.	F	Charleston Southern
Kristal Hood	So.	G	UNC Asheville
Amanda Neby	Sr.	F	Radford

ALL-FRESHMAN TEAM

Brittany Hendley	G	UNC Asheville
Robin Kantin	G	Radford
Gene't Moore	G	Winthrop
Katie Ralls	G	High Point
Sarah Stephens	F	Radford

PLAYER OF THE YEAR

Katie Feenstra, Liberty

FRESHMAN OF THE YEAR

Brittany Hendley, UNC Asheville

COACH OF THE YEAR

Betsy Blose, UNC Asheville

2004-05

First Team

Katie Feenstra	Sr.	C	Liberty
Katie O'Dell	Jr.	F	High Point
Taryn Causey	Sr.	G	Radford
Charlena Martin	Sr.	G	High Point
Kristal Tharp	Sr.	G/F	Liberty

Second Team

Kristal Hood	Jr.	G	UNC Asheville
Keena Wicker	Jr.	F	Charleston Southern
Kim Turner	Jr.	G/F	Coastal Carolina
Daina Staugaitiene	Sr.	G	Liberty
Rima Margeviciute	Sr.	F	Liberty

ALL-FRESHMAN TEAM

Corrie Fertitta	F	Radford
Kelli Darden	C	Radford
Stacy Shepard	C	UNC Asheville
Allyson Fasnacht	G	Liberty
Raven Truslow	G	High Point

PLAYER OF THE YEAR

Katie Feenstra, Liberty

FRESHMAN OF THE YEAR

Corrie Fertitta, Radford

COACH OF THE YEAR

Tooey Loy, High Point

2005-06

First Team

Katie O'Dell	Sr.	F	High Point
Sarah Stephens	Jr.	C	Radford
Allyson Fasnacht	So.	G	Liberty
Kristal Hood	Sr.	G	UNC Asheville
Iva Milevoj	Sr.	G	Winthrop

Second Team

Kim Turner	Sr.	G/F	Coastal Carolina
Stacey Anthony	Sr.	G	Birmingham-So.
Ashley Fann	Fr.	F	Winthrop
Alisha Dill	Jr.	G	Coastal Carolina
Katie Ralls	Jr.	G	High Point

ALL-FRESHMAN TEAM

Ashley Fann	F	Winthrop
Moriah Frazee	F	Liberty
Johnette Walker	G	Radford
Tiffany Rodd	G/F	Winthrop
Ashley Thornton	G/F	Birmingham-Southern

PLAYER OF THE YEAR

Katie O'Dell, High Point

FRESHMAN OF THE YEAR

Ashley Fann, Winthrop

DEFENSIVE PLAYER OF THE YEAR

Roli-Ann Nikagbatse, Liberty

COACH OF THE YEAR

Carey Green, Liberty

2006-07

First Team

Alisha Dill	Sr.	G	Coastal Carolina
Megan Frazee	So.	G/F	Liberty
Kelli Darden	So.	C	Radford
Candyce Sellars	Sr.	G	High Point
Reba Ross	Jr.	F	Birmingham-So.

Second Team

Corrie Fertitta	Jr.	F	Radford
Amanda Elder	Sr.	F	UNC Asheville
Keena Wicker	Sr.	F	Charleston Southern
Leslie Cook	Sr.	G	High Point
Johnette Walker	So.	G	Radford

ALL-FRESHMAN TEAM

Kyla Jones	G	UNC Asheville
Marisah Henderson	G	Birmingham-Southern
Lacey Lyons	F	Coastal Carolina
Amanda Stull	G	Coastal Carolina
Devin Rivers	F/C	Coastal Carolina

PLAYER OF THE YEAR

Alisha Dill, Coastal Carolina

FRESHMAN OF THE YEAR

Kyla Jones, UNC Asheville

DEFENSIVE PLAYER OF THE YEAR

Kelli Darden, Radford

COACH OF THE YEAR

Tooley Loy, High Point

2007-08

First Team

Megan Frazee	Jr.	G/F	Liberty
Kelli Darden	Sr.	C	Radford
Ashley Fann	Jr.	F	Winthrop
Moriah Frazee	Jr.	F	Liberty
Pam Tolbert	Jr.	G	Charleston Southern

Second Team

Johnette Walker	Jr.	G	Radford
Mackenzie Maier	Fr.	F	High Point
Ashton Barton	Sr.	G	UNC Asheville
Vicky Blanchard	Sr.	G	Coastal Carolina
Courtney Watkins	Sr.	G	Liberty

ALL-FRESHMAN TEAM

Mackenzie Maier	F	High Point
Taleia Moton	G	Radford
Jurica Hargraves	G	High Point
Crystal Robinson	G	Charleston Southern
Sydnei Moss	G/F	Coastal Carolina
Francis Fields	G	High Point

PLAYER OF THE YEAR

Megan Frazee, Liberty

FRESHMAN OF THE YEAR

Mackenzie Maier, High Point

DEFENSIVE PLAYER OF THE YEAR

Kelli Darden, Radford

COACH OF THE YEAR

Carey Green, Liberty

2008-09

First Team

Megan Frazee	Sr.	G/F	Liberty
Ashley Fann	Sr.	F	Winthrop
Taleia Moton	So.	G	Radford
Jurica Hargraves	So.	G	High Point
Ana Baker	Sr.	G	UNC Asheville

Second Team

Pam Tolbert	Sr.	G	Charleston Southern
Mackenzie Maier	So.	F	High Point
Margaret Roundtree	Jr.	F	Gardner-Webb
Sydnei Moss	So.	G/F	Coastal Carolina
Laura Povilonyte	R-Jr.	F	Gardner-Webb

ALL-FRESHMAN TEAM

Shamia Brown	F	High Point
Ali Schwagmeyer	F	Charleston Southern
Linda Aughburns	F	UNC Asheville
Kiki Rutledge	G	Charleston Southern
Kylee Beecher	F	Liberty

PLAYER OF THE YEAR

Megan Frazee, Liberty

FRESHMAN OF THE YEAR

Shamia Brown, High Point

DEFENSIVE PLAYER OF THE YEAR

Johnette Walker, Radford

COACH OF THE YEAR

Carey Green, Liberty

2009-10

First Team

Margaret Roundtree	Sr.	F	Gardner-Webb
Dominique Hudson	Jr.	G	Gardner-Webb
Devon Brown	R-Fr.	G	Liberty
Avery Warley	R-So.	F	Liberty
Shanice Cole	Sr.	F	Winthrop

Second Team

Katie Tull	Jr.	G	Charleston Southern
Kelsey Wasmer	R-Jr.	G	Charleston Southern
Sydnei Moss	Jr.	G/F	Coastal Carolina
Courtney Epps	Jr.	G	Gardner-Webb
Kymesha Alston	R-Sr.	F	Radford
Amanda Stull	Sr.	G	Coastal Carolina

ALL-FRESHMAN TEAM

Mariah Pietrowski	C	Presbyterian College
Da'Naria Erwin Spencer	G	Radford
Helen Terry	G	Charleston Southern
Dria David	G	Presbyterian College
Jelena Antic	G/F	Liberty

PLAYER OF THE YEAR

Margaret Roundtree, Gardner-Webb

FRESHMAN OF THE YEAR

Mariah Pietrowski, Presbyterian College

DEFENSIVE PLAYER OF THE YEAR

Amanda Stull, Coastal Carolina

COACH OF THE YEAR

Rick Reeves, Gardner-Webb

2010-11

First Team

Katie Tull	Sr.	G	Charleston Southern
Avery Warley	R-Jr.	C	Liberty
Da'Naria Erwin Spencer	So.	G	Radford
Dominique Hudson	Sr.	G	Gardner-Webb
Devon Brown	R-So.	G/F	Liberty

Second Team

Monique Hudson	Sr.	G	Gardner-Webb
Kelsey Wasmer	R-Sr.	G	Charleston Southern
Shamia Brown	Jr.	F	High Point
Kendall Shepard	Sr.	G	UNC Asheville
Sydnei Moss	Sr.	G/F	Coastal Carolina

ALL-FRESHMAN TEAM

Dequesha McClanahan	G	Winthrop
Cheyenne Parker	F/C	High Point
Kalee Taylor	G	Presbyterian College
Emily Frazier	G	Liberty
Catrina Green	C	Gardner-Webb

PLAYER OF THE YEAR

Katie Tull, Charleston Southern

FRESHMAN OF THE YEAR

Dequesha McClanahan, Winthrop

DEFENSIVE PLAYER OF THE YEAR

Avery Warley, Liberty

COACH OF THE YEAR

Tajama Abraham Ngongba, Radford

2011-12

First Team

Dequesha McClanahan	So.	G	Winthrop
Avery Warley	R-Sr.	C	Liberty
Shamia Brown	Sr.	F	High Point
Devon Brown	R-Jr.	G/F	Liberty
Da'Naria Erwin Spencer	Jr.	G	Radford

Second Team

Rachelle Coward	Jr.	F	Charleston Southern
Cheyenne Parker	So.	C	High Point
Tonisha Baker	Jr.	F	Campbell
Erin Reynolds	Jr.	G	High Point
Diana Choibekova	Jr.	G	Winthrop

ALL-FRESHMAN TEAM

Shonese Jones	G	UNC Asheville
Reagan Miller	G	Liberty
Shatia Cole	G	Coastal Carolina
Leah Wormack	C	UNC Asheville
Kiera Gaines	G	Campbell

PLAYER OF THE YEAR

Dequesha McClanahan, Winthrop

FRESHMAN OF THE YEAR

Shonese Jones, UNC Asheville

DEFENSIVE PLAYER OF THE YEAR

Cheyenne Parker, High Point

COACH OF THE YEAR

Marlene Stollings, Winthrop

2012-13

First Team

Dequesha McClanahan	Jr. G	Winthrop
Cheyenne Parker	Jr. C	High Point
Devon Brown	R-Sr/G/F	Liberty
Tonisha Baker	Sr. G	Campbell
Tolu Omotola	R-Sr/F/C	Liberty

Second Team

Mariah Pietrowski	Sr. C	Presbyterian
Diana Choibekova	Sr. G	Winthrop
Lakeitha Alston	Sr. F	Charleston Southern
Kiera Gaines	So. G	Campbell
Ashley Buckhannon	Sr. G	Radford

ALL-FRESHMAN TEAM

Schaquilla Nunn	Fr. F/C	Winthrop
Ashley Rininger	R-Fr/F/C	Liberty
Aliyah Kilpatrick	Fr. G	Winthrop
Daeisha Brown	Fr. G	Longwood
Candace Brown	Fr. G	Gardner-Webb

PLAYER OF THE YEAR

Dequesha McClanahan, Winthrop

FRESHMAN OF THE YEAR

Schaquilla Nunn, Winthrop

DEFENSIVE PLAYER OF THE YEAR

Cheyenne Parker, High Point

COACH OF THE YEAR

Ronny Fisher, Presbyterian College

2013-14

First Team

Dequesha McClanahan	Sr. G	Winthrop
Kaylah Keys	Fr. G	High Point
Ashley Rininger	R-So.F	Liberty
Stacia Robertson	R-Jr. F	High Point
AJ Jordan	Jr. G	Coastal Carolina

Second Team

Catrina Green	Sr. C	Gardner-Webb
Roslyn Presley	Sr. F	Campbell
Kiera Gaines	Jr. G	Campbell
Erica Williams	Fr. G/F	Winthrop
Karlee Taylor	Sr. G	Presbyterian

Honorable Mention

Schaquilla Nunn	So. F/C	Winthrop
Erin Bratcher	Sr. G	Charleston Southern
Ayana Avery	Jr. G	Radford
Angelica Henry	Sr. G	Coastal Carolina
Paige Love	So. G	UNC Asheville

ALL-FRESHMAN TEAM

Kaylah Keys	Fr. G	High Point
Erica Williams	Fr. G/F	Winthrop
Mickayla Sanders	Fr. G/F	Liberty
DeAnneisha Jackson	Fr. F	High Point
Karsen Sims	Fr. G	Coastal Carolina
Simone Brown	Fr. G/F	Liberty

PLAYER OF THE YEAR

Dequesha McClanahan, Winthrop

FRESHMAN OF THE YEAR

Kaylah Keys, High Point

DEFENSIVE PLAYER OF THE YEAR

Kiera Gaines, Campbell

COACH OF THE YEAR

DeUnna Hendrix, High Point

2014-15

First Team

Stacia Robertson	R-Sr. F	High Point
AJ Jordan	Sr. G	Coastal Carolina
Ashley Rininger	R-Jr. F/C	Liberty
Erica Williams	So. F/G	Winthrop
Schaquilla Nunn	Jr. C	Winthrop

Second Team

Kiera Gaines	Sr. F	Campbell
Ayana Avery	Sr. G	Radford
Karly Buer	R-Sr. G	Liberty
Keyonna Allen	R-Jr. F	Presbyterian
Aisha Foy	Jr. G	Radford

Honorable Mention

Olivia Parker	Jr. F	Gardner-Webb
Aliyah Kilpatrick	R-So.G	Winthrop
RaeChaun Edwards	R-Jr. G	Campbell
Shonese Jones	Sr. G	UNC Asheville
Raven Williams	Jr. G	Longwood

ALL-FRESHMAN TEAM

Cortney Storey	Fr. G	Presbyterian
Jas Adams	Fr. G	Coastal Carolina
Summer Price	Fr. G	Campbell
Janayla White	Fr. C	Radford
Jayda Worthy	Fr. F	Radford

PLAYER OF THE YEAR

Stacia Robertson, High Point

FRESHMAN OF THE YEAR

Cortney Storey, Presbyterian

DEFENSIVE PLAYER OF THE YEAR

Schaquilla Nunn, Winthrop

COACH OF THE YEAR

Mike McGuire, Radford

2015-16

First Team

Chatori Major	Jr. G	UNC Asheville
Candace Brown	Sr. G/F	Gardner-Webb
Janayla White	So. F	Radford
Olivia Parker	Sr. F	Gardner-Webb
Aisha Foy	Sr. G	Radford

Second Team

Kaylah Keys	Jr. G	High Point
Catherine Kearney	R-Sr.F/C	Liberty
Aliyah Kilpatrick	R-Jr. G	Winthrop
Tianna Knuckles	Jr. G	UNC Asheville
Ced Gibson	R-Jr. G	Coastal Carolina

Honorable Mention

Ashley Rininger	R-Sr.F/C	Liberty
Alyssa Mann	R-Jr. G	Charleston Southern
Cortney Storey	So. G	Presbyterian
Sadalia Ellis	Sr. G	Liberty
Aianna Kelly	Jr. G	Presbyterian

ALL-FRESHMAN TEAM

Taylor Petty	Fr. G	Presbyterian
Emma Bockrath	Fr. G	High Point
Arianne Whitaker	Fr. C	Winthrop
Haleigh Hatfield	Fr. F	High Point
Lydia Rivers	Fr. F	Radford

PLAYER OF THE YEAR

Chatori Major, UNC Asheville

FRESHMAN OF THE YEAR

Taylor Petty, Presbyterian

DEFENSIVE PLAYER OF THE YEAR

Aliyah Kilpatrick, Winthrop

COACH OF THE YEAR

Brenda Mock Kirkpatrick, UNC Asheville

2016-17

First Team

Emma Bockrath	So. G	High Point
Chatori Major	Sr. G	UNC Asheville
Destinee Walker	So. G/F	Radford
Jayda Worthy	Jr. F	Radford
Erica Williams	Sr. G/F	Winthrop

Second Team

Kaylah Keys	Sr. G	High Point
Keyen Green	Fr. F	Liberty
Summer Price	Jr. G	Campbell
Cortney Storey	Jr. G	Presbyterian
Ke'Asia Jackson	So. G	Charleston Southern

Honorable Mention

Alyssa Mann	R-Sr. G	Charleston Southern
Tierra Huntsman	R-Jr. G	Gardner-Webb
MaKala Rouse	Jr. G	Campbell
Janayla White	Jr. F	Radford
KJ Weaver	Sr. C	UNC Asheville

ALL-FRESHMAN TEAM

Keyen Green	Fr. F	Liberty
Khiana Johnson	Fr. G	Radford
Ola Makurat	Fr. G/F	Liberty
Iva Ilic	Fr. G	Liberty
Camryn Brown	Fr. G	High Point

PLAYER OF THE YEAR

Emma Bockrath, High Point

FRESHMAN OF THE YEAR

Keyen Green, Liberty

DEFENSIVE PLAYER OF THE YEAR

MaKala Rouse, Campbell

COACH OF THE YEAR

Ronny Fisher, Campbell

2017-18

First Team

Keyen Green	So. F	Liberty
Cortney Storey	Sr. G	Presbyterian
Janayla White	Sr. F	Radford
Bronaza Fitzgerald	Sr. C	UNC Asheville
Emma Bockrath	Jr. G	High Point

Second Team

Jayda Worthy	Sr. F	Radford
Khaila Webb	Sr. G	UNC Asheville
Summer Price	Sr. G	Campbell
Alexus Hill	Sr. G	Gardner-Webb
Tierra Huntsman	R-Sr. G	Gardner-Webb

Honorable Mention

Autumn Childress	Sr. G	Longwood
Destinee Walker	Jr. G	Radford
KK Barbour	Jr. F	Liberty
MaKala Rouse	Sr. G	Campbell
Kacie Hall	So. G	Presbyterian

ALL-FRESHMAN TEAM

Ashtyn Baker	Fr. G	Liberty
Anika Riley	Fr. G	Winthrop
Ashlyn Hampton	Fr. F	Campbell
Kyra Davis	Fr. F	Campbell
Tess Santos	Fr. F	Presbyterian

PLAYER OF THE YEAR

Keyen Green, Liberty

FRESHMAN OF THE YEAR

Ashtyn Baker, Liberty

DEFENSIVE PLAYER OF THE YEAR

Jayda Worthy, Radford

COACH OF THE YEAR

Mike McGuire, Radford

2018-19

First Team

Ashley Bates	Jr.	G	Hampton
Destinee Walker	Sr.	G/F	Radford
Emma Bockrath	Sr.	G	High Point
Carley Plentovich	Jr.	G	Gardner-Webb
Lydia Rivers	R-Jr.	F	Radford

Second Team

Laren VanArsdale	Fr.	G	Hampton
Senora Dengokl	R-Jr.	G	UNC Asheville
Sydney Nunley	R-Jr.	C	Radford
Dayna Rouse	Jr.	F	Longwood
Khiana Johnson	Jr.	G	Radford

Honorable Mention

Jessica Wall	Sr.	G	UNC Asheville
Kacie Hall	Jr.	G	Presbyterian
Kaylah Lupoe	Sr.	F	Hampton
Hayley Barber	Jr.	G	Campbell
Shea Morgan	Sr.	F	High Point

ALL-FRESHMAN TEAM

Laren VanArsdale	Fr.	G	Hampton
Lauren Carter	Fr.	G	Campbell
Kem Nwabudu	Fr.	F	Winthrop
Shy Tuelle	Fr.	G	Campbell
Jhessyka Williams	Fr.	G	Gardner-Webb

PLAYER OF THE YEAR

Ashley Bates, Hampton

FRESHMAN OF THE YEAR

Laren VanArsdale, Hampton

DEFENSIVE PLAYER OF THE YEAR

Ashley Bates, Hampton

COACH OF THE YEAR

Mike McGuire, Radford

2019-20

First Team

Camryn Brown	Sr.	G	High Point
Skyler Curran	So.	G	High Point
Khiana Johnson	Sr.	G	Radford
Kyla McMakin	Fr.	G	Longwood
Laren VanArsdale	So.	G	Hampton

Second Team

Carley Plentovich	Sr.	G	Gardner-Webb
Sydney Nunley	R-Sr.	C	Radford
Hayley Barber	Sr.	G	Campbell
Ashley Bates	Sr.	G	Hampton
Dayna Rouse	Sr.	F	Longwood

Honorable Mention

Trinity Johnson	So.	G	Presbyterian
Nadiria Evans	Jr.	G	UNC Asheville
Brianna Lewis	Sr.	G	USC Upstate
Luana Serranho	So.	G	Campbell
Brooke Jordan-Brown	Sr.	C	UNC Asheville

ALL-FRESHMAN TEAM

Kyla McMakin	Fr.	G	Longwood
Nylah Young	Fr.	F	Hampton
Anne-Hamilton LeRoy	Fr.	G	Longwood
Tionna Carter	Fr.	F	Presbyterian
Jenson Edwards	R-Fr.	G	High Point

PLAYER OF THE YEAR

Camryn Brown, High Point

FRESHMAN OF THE YEAR

Kyla McMakin, Longwood

DEFENSIVE PLAYER OF THE YEAR

Ashley Bates, Hampton

COACH OF THE YEAR

Ronny Fisher, Campbell



WOMEN'S BASKETBALL ALL-CONFERENCE HONORS

FOUR-TIME ALL-CONFERENCE HONOREES (4)

Holly Bottar, Coastal Carolina	1989-90-91-92
Elena Kisseleva, Liberty	1997-98-99-00
Sharon Wilkerson, Liberty	1997-98-99-00
Devon Brown, Liberty	2010-11-12-13

THREE-TIME ALL-CONFERENCE HONOREES (39)

Denise Ford, Campbell	1987-88-89	Amanda Neby, Radford	2002-03-04
Stephanie Howard, Radford	1987-88-89	Katie Feenstra, Liberty	2003-04-05
Kim Segars, Winthrop	1987-88-89	Katie O'Dell, High Point	2004-05-06
Wendy Beecher, UNC Asheville	1987-88-90	Kristal Hood, UNC Asheville	2004-05-06
Karen Bowles, Radford	1988-89-90	Megan Frazee, Liberty	2007-08-09
Debbie Born, Augusta	1989-90-91	Ashley Fann, Winthrop	2006-08-09
Tammy Brown, Campbell	1989-90-91	Sydney Moss, Coastal Carolina	2009-10-11
Patrinda Toney, Radford	1989-90-92	Avery Warley, Liberty	2010-11-12
Laurie Hood, Campbell	1990-91-92	Dequesha McClanahan, Winthrop	2012-13-14
Tammy Jones, Winthrop	1991-92-94	Kiera Gaines, Campbell	2013-14-15
Melissa Herbert, Coastal Carolina	1991-93-94	Ashley Rininger, Liberty	2014-15-16
Chrissy Kelly, Charleston Southern	1994-95-96	Erica Williams, Winthrop	2014-15-17
Vicki Giffin, UNC Asheville	1995-96-97	Kaylah Keys, High Point	2014-16-17
Kendra Damann, UMBC	1996-97-98	Cortney Storey, Presbyterian	2016-17-18
Jennifer Churchill, Winthrop	1996-97-98	Janayla White, Radford	2016-17-18
Kate Sanford, Charleston Southern	1998-99-00	Destinee Walker, Radford	2017-18-19
Sarah (Wilkerson) Farley, Liberty	1998-99-00	Emma Bockrath, High Point	2017-18-19
Nikki Reddick, Coastal Carolina	2002-03-04		



WOMEN'S BASKETBALL ALL-DECADE TEAMS

1986-89 ALL-DECADE TEAM

Wendy Beecher, UNC Asheville
 Karen Bowles, Radford
 Cathy Coker, Charleston Southern
 Denise Ford, Campbell
 Stephanie Howard, Radford
 Regina McKeithan, Campbell
 Joyce Sampson, Radford
 Kim Segars, Winthrop
 Julie Skinner, Campbell
 Terri Woodruff, Coastal Carolina
Coach: Charlene Curtis, Radford

2000-09 ALL-DECADE TEAM

Holly Andrews, Elon
 Kelli Darden, Radford
 Alisha Dill, Coastal Carolina
 Ashley Fann, Winthrop
 Katie Feenstra, Liberty
 Megan Frazee, Liberty
 Kristal Hood, UNC Asheville
 Katie O'Dell, High Point
 Nikki Reddick, Coastal Carolina
 Brooke Weisbrod, Coastal Carolina
Coach: Carey Green, Liberty

1990-99 ALL-DECADE TEAM

Debbie Born, Augusta
 Tammy Brown, Campbell
 Holly Bottar, Coastal Carolina
 Vicki Giffin, UNC Asheville
 Laurie Hood, Campbell
 Chrissy Kelly, Charleston Southern
 Elena Kisseleva, Liberty
 Patrinda Toney, Radford
 Sharon Wilkerson, Liberty
 Shannan Wilkey, Radford
Coach: Luby Lichonczak, Radford

2010-19 ALL-DECADE TEAM

Emma Bockrath, High Point
 Devon Brown, Liberty
 Kiera Gaines, Campbell
 Keyen Green, Liberty
 Dominique Hudson, Gardner-Webb
 Kaylah Keys, High Point
 Chatori Major, UNC Asheville
 Dequesha McClanahan, Winthrop
 Schaquilla Nunn, Winthrop
 Ashley Rininger, Liberty
 Stacia Robertson, High Point
 Cortney Storey, Presbyterian
 Katie Tull, Charleston Southern
 Avery Warley, Liberty
 Jayda Worthy, Radford
Coach: Carey Green, Liberty

As part of the Big South's 30th Anniversary celebration in 2013-14, the Conference announced its first-ever All-Decade Teams to recognize the student-athletes and coaches who excelled in their respective sport since the Conference's founding in 1983. A committee of Big South Conference administrators served as the official voting panel to determine the All-Decade Teams, with fan voting comprising 20 percent of the overall total. Women's Basketball All-Decade Team candidates were determined based on being at least one of the following: 1) Was a multiple All-Conference honoree; 2) Was named an All-American; 3) Is a member of the Big South Conference Hall of Fame; 4) Student-athletes must be a college graduate or in good academic standing with their respective institution; 5) Won a Conference Championship as a coach and/or was voted Conference Coach of the Year; and 6) Players of the Year, Tournament MVPs and First-Team All-Conference honorees were among the candidate pool for the 1986-89 All-Decade Teams. Candidates that participated in two different decades were placed in a specific decade based on consultation from member institutions. Member institutions also had final determination in regards to inclusion of student-athletes and coaches. The next Women's Basketball All-Decade Team will cover 2020-29.

1996-97

Jennifer Steadman Charleston Southern
Meredith Luebbers Coastal Carolina
Flori Willie Liberty
Monica Logan UMBC
Vicki Giffin UNC Asheville
Jennifer Lewis UNC Greensboro
Dana Schnell Radford
Katherine Kitchin Winthrop

1997-98

Joy Taylor Charleston Southern
Janelle Van Acker Coastal Carolina
Elena Kisseleva Liberty
Kendra Damann UMBC
Candy Credito UNC Asheville
Jennifer Grant Radford
Leigh-Ann Pursifull Winthrop

1998-99

Crystal Carpenter Charleston Southern
Brooke Weisbrod Coastal Carolina
Mary Parker Coleman Elon
Annie Miller High Point
Elena Kisseleva Liberty
Candy Credito UNC Asheville
Jennifer Grant Radford
Mandy Britt Winthrop

1999-00

Joy Taylor Charleston Southern
Brooke Weisbrod Coastal Carolina
Mariam McLeod Elon
Annie Miller High Point
Elena Kisseleva Liberty
Denise Wilbanks UNC Asheville
Jennifer Grant Radford
Meredith Smith Winthrop

2000-01

Erin Jedlikowski Charleston Southern
Brooke Weisbrod Coastal Carolina
Erin Green Elon
Gina Rosser High Point
Becky Blesch Liberty
Amanda Maks Radford
Denise Wilbanks UNC Asheville
Meredith Smith Winthrop

2001-02

Erin Jedlikowski Charleston Southern
Whitney Shearer Coastal Carolina
Milica Milosavljevic Elon
Mary Brewer High Point
Meribeth Feenstra Liberty
Kylie Williamson Radford
Kelsey Dawson UNC Asheville
Charlotta Wennefors Winthrop

2002-03

Amy Woods Birmingham-Southern
Lisa Crandall Charleston Southern
Whitney Shearer Coastal Carolina
Jayme Chikos Elon
Gina Rosser High Point
Kristal Tharp Liberty
Amanda Neby Radford
Joanne Stephenson UNC Asheville
Stephanie Pannell Winthrop

2003-04

Amy Woods Birmingham-Southern
Amanda Ekberg Charleston Southern
Crystal Brown Coastal Carolina
Emily Mills High Point
Kristal Tharp Liberty
Kylie Williamson Radford
Arin Kress Winthrop

2004-05

Pam Thornborrow Birmingham-Southern
Amanda Ekberg Charleston Southern
Courtney Brown Coastal Carolina
Emily Mills High Point
Kristal Tharp Liberty
Jesse Brunjak Radford
Amanda Elder UNC Asheville
Katie Kilcollin Winthrop

2005-06

Reba Ross Birmingham-Southern
Erica McCoy Charleston Southern
Amber Rose Coastal Carolina
Leslie Cook High Point
Allyson Fasnacht Liberty
Shavon Earp Radford
Ashton Barton UNC Asheville
Iva Milevoj Winthrop

2006-07

Reba Ross Birmingham-Southern
Rachel Potts Charleston Southern
C.J. Ware Coastal Carolina
Leslie Cook High Point
Megan Frazee Liberty
Shavon Earp Radford
Ana Baker UNC Asheville
Ashley Fann Winthrop

2007-08

Tina Carvalho Charleston Southern
C.J. Ware Coastal Carolina
Amy Will High Point
Allyson Fasnacht Liberty
Amy Jones Presbyterian College
Johnette Walker Radford
Ana Baker UNC Asheville
Ashley Fann Winthrop

2008-09

Tina DeCarvalho Charleston Southern
Amanda Stull Coastal Carolina
Laura Povilonyte Gardner-Webb
Mackenzie Maier High Point
Megan Frazee Liberty
Amanda Mills Presbyterian College
Johnette Walker Radford
Lindsey Montgomery UNC Asheville
Ashley Fann Winthrop

2009-10

Kelsey Wasmer Charleston Southern
Amanda Stull Coastal Carolina
Meranda Burnett Gardner-Webb
Mackenzie Maier High Point
Kylee Beecher Liberty
Amanda Neby Presbyterian College
Kaylyn Crosier Radford
Lindsey Montgomery UNC Asheville
Lacey Lyons Winthrop

2010-11

Kelsey Wasmer Charleston Southern
Katie White Coastal Carolina
Brianna Dillard Gardner-Webb
Mackenzie Maier High Point
Rachel McLeod Liberty
Amanda Mills Presbyterian College
Kaylyn Crosier Radford
Grace Blaylock UNC Asheville
Lacey Lyons Winthrop

2011-12

Amanda O'Neill Campbell
Rachelle Coward Charleston Southern
Taylor Epley Coastal Carolina
Brianna Dillard Gardner-Webb
Laura Whitt High Point
Terika Lunsford Liberty
Karlee Taylor Presbyterian College
Katherine Brockett Radford
Lindsey Thompson UNC Asheville
Kaitlyn Rubino Winthrop

2012-13

Casey Elliott Campbell
Carra Coy Charleston Southern
AJ Jordan Coastal Carolina
Chariah Harris Gardner-Webb
Brittany Campbell Liberty
Erin Neal Longwood
Karlee Taylor Presbyterian College
Katherine Brockett Radford
Grace Blaylock UNC Asheville
Dequesha McClanahan Winthrop

2013-14

Casey Elliott Campbell
Kirklin Kirkpatrick Charleston Southern
AJ Jordan Coastal Carolina
Catrina Green Gardner-Webb
Stacia Robertson High Point
Ashley Rininger Liberty
Jessica Parker Longwood
Sherece Smith Presbyterian College
Kiera McIvor Radford
Leah Wormach UNC Asheville
Dequesha McClanahan Winthrop

2014-15

Juli Osborne Campbell
Alyssa Mann Charleston Southern
AJ Jordan Coastal Carolina
Alicia Quinn Gardner-Webb
Latrice Phelps High Point
Ashley Rininger Liberty
Emily Nylen Longwood
Kiera McIvor Radford
Jeannie Buckner UNC Asheville
Schaquilla Nunn Winthrop

2015-16

Sarah Smith Campbell
Alyssa Mann Charleston Southern
Olivia Carlton Coastal Carolina
Alicia Quinn Gardner-Webb
Kat Harris High Point
Ashley Rininger Liberty
Micaela Ellis Longwood
Janie Miles Presbyterian College
Rachael Ross Radford
Paige Love UNC Asheville
Naima Jackson Winthrop



WOMEN'S BASKETBALL ALL-ACADEMIC TEAMS

2016-17

Brianna Cribb Campbell
Alyssa Mann Charleston Southern
Alexus Hill Gardner-Webb
Lindsey Edwards High Point
Audrey Rettstatt Liberty
Micaela Ellis Longwood
Janie Miles Presbyterian College
Rachael Ross Radford
Chatori Major UNC Asheville
Naima Jackson Winthrop

2017-18

Sarah Smith Campbell
Anna Webster Charleston Southern
Carley Plentovich Gardner-Webb
Lindsey Edwards High Point
Molly Reagan Liberty
Kate Spradlin Longwood
Janie Miles Presbyterian College
Jen Falconer Radford
Tiffany Wilson UNC Asheville
Noell Kellers Winthrop

2018-19

Hayley Barber Campbell
Anna Webster Charleston Southern
Carley Plentovich Gardner-Webb
Mahaley Holit Hampton
Lindsey Edwards High Point
Stephanie Guihon Longwood
Kacie Hall Presbyterian College
Jen Falconer Radford
Brooke Jordan-Brown UNC Asheville
Riley Popplewell USC Upstate
Miquela Santoro Winthrop

2019-20

Lauren McNamara-Clement Campbell
Carmella Walker Charleston Southern
Carley Plentovich Gardner-Webb
Laren VanArsdale Hampton
Camryn Brown High Point
Mallory Odell Longwood
Kacie Hall Presbyterian College
Jen Falconer Radford
Brooke Jordan-Brown UNC Asheville
Riley Popplewell USC Upstate
Miquela Santoro Winthrop

1989-90

Dec. 3 Patrinda Toney, Radford
Dec. 11 Shelly Leonard, Coastal Carolina
Dec. 18 Alicia Bumpas, Campbell
Jan. 8 Tammy Brown, Campbell
Jan. 15 Tammy Brown, Campbell
Jan. 22 Tara McMinn, UNC Asheville
Jan. 29 Patrinda Toney, Radford
Tammy Brown, Campbell
Feb. 3 Debbie Born, Augusta
Feb. 12 Patrinda Toney, Radford
Feb. 19 Holly Bottar, Coastal Carolina
Feb. 26 Patrinda Toney, Radford
March 6 Karen Bowles, Radford

1990-91

Dec. 3 Lisa Allison, Campbell
Dec. 10 Tammy Brown, Campbell
Dec. 17 Tammy Brown, Campbell
Jan. 2 Carole Smith-Perry, Radford
Jan. 7 Laurie Hood, Campbell
Jan. 14 Tammy Brown, Campbell
Jan. 21 Tammy Brown, Campbell
Jan. 28 Tammy Brown, Campbell
Feb. 4 Tara McMinn, UNC Asheville
Feb. 11 Debbie Born, Augusta
Feb. 18 Tammy Brown, Campbell

1991-92

Dec. 2 Laurie Hood, Campbell
Dec. 9 Patrinda Toney, Radford
Dec. 16 Laurie Hood, Campbell
Dec. 23 Patrinda Toney, Radford
Jan. 6 Patrinda Toney, Radford
Jan. 13 Bryanna Owen, Charleston Southern
Jan. 20 Wendy Johnson, Liberty
Jan. 27 Tammy Jones, Winthrop
Feb. 3 Lisa Allison, Campbell
Feb. 10 Lisa Allison, Campbell
Feb. 17 Patrinda Toney, Radford
Feb. 24 Shelly Hall, UNC Asheville
March 2 Shelly Hall, UNC Asheville
March 10 Patrinda Toney, Radford

1992-93

Dec. 7 Theresa Bream, Liberty
Dec. 14 Tammie Crown, Radford
Dec. 21 Vickie Henson, UNC Greensboro
Jan. 4 Lisa Allison, Campbell
Jan. 11 Micky Haywood, UNC Greensboro
Jan. 18 Danielle Barry, Towson State
Jan. 25 Vickie Henson, UNC Greensboro
Feb. 1 Tammie Crown, Radford
Feb. 8 Vickie Henson, UNC Greensboro
Feb. 15 Shannan Wilkey, Radford
Feb. 23 Shannan Wilkey, Radford
March 1 Missy Quille, UMBC
March 8 Vickie Henson, UNC Greensboro

1993-94

Dec. 5 Chrissy Kelly, Charleston Southern
Dec. 12 Shannan Wilkey, Radford
Dec. 19 Tanya Belair, Towson State
Jan. 2 Danielle Barry, Towson State
Jan. 10 Vickie Henson, UNC Greensboro
Jan. 16 Melissa Herbert, Coastal Carolina
Jan. 23 Micky Coleman, Campbell
Jan. 30 Missy Quille, UMBC
Feb. 6 Shannan Wilkey, Radford
Feb. 13 Shannon Ward, Towson State
Feb. 20 Melissa Herbert, Coastal Carolina
Feb. 27 Shannan Wilkey, Radford
Vickie Giffin, UNC Asheville

1994-95

Dec. 5 Vickie Giffin, UNC Asheville
Dec. 11 Jai Cole, UNC Greensboro
Dec. 18 Tanya Belair, Towson State
Jan. 1 Julie Moore, UNC Greensboro
Jan. 8 Trinette Tucker, Towson State
Jan. 15 Trinette Tucker, Towson State
Jan. 22 Marcie Napier, UNC Asheville
Jan. 29 Eunice French, UMBC
Feb. 5 Chrissy Kelly, Charleston Southern
Feb. 12 Julie Moore, UNC Greensboro
Feb. 19 Ginny Holloway, Liberty
Feb. 26 Ginny Holloway, Liberty
March 5 Alisa Moore, UNC Greensboro

1995-96

Dec. 3 Samantha Cerny, Coastal Carolina
Dec. 10 Dede Logemann, Radford
Dec. 17 Michelle Wymys, Liberty
Jan. 1 Vicki Giffin, UNC Asheville
Jan. 8 Vicki Giffin, UNC Asheville
Jan. 14 Meredith Luebbers, Coastal Carolina
Jan. 21 Kendra Damann, UMBC
Jan. 29 Lisa Howard, Radford
Feb. 5 Kim Hairston, Radford
Feb. 12 Dede Logemann, Radford
Feb. 19 Vicki Giffin, UNC Asheville
Feb. 25 Alisa Moore, UNC Greensboro
March 3 Julie Moore, UNC Greensboro

1996-97

Dec. 2 Vickie Giffin, UNC Asheville
Dec. 9 Elena Kisseleva, Liberty
Dec. 16 Kelli Tull, Radford
Jan. 6 Elena Kisseleva, Liberty
Monica Logan, UMBC
Jan. 13 Kim Hairston, Radford
Jan. 20 Vicki Giffin, UNC Asheville
Jan. 27 Joy Taylor, Charleston Southern
Feb. 3 Meredith Luebbers, Coastal Carolina
Feb. 9 Rebecca Viverette, UNC Greensboro
Feb. 17 Elena Kisseleva, Liberty
Jennifer Churchill, Winthrop

1997-98

Nov. 24 Elena Kisseleva, Liberty
Dec. 1 Elena Kisseleva, Liberty
Dec. 8 Crystal Carpenter, Charleston Southern
Dec. 15 Serena Hampton, UMBC
Dec. 22 Jennifer Grant, Radford
Jan. 5 Emily Hill, UNC Asheville
Jan. 12 Jennifer Grant, Radford
Jan. 19 Elena Kisseleva, Liberty
Jan. 26 Jennifer Grant, Radford
Feb. 2 Kate Sanford, Charleston Southern
Feb. 9 Leigh-Ann Pursifull, Winthrop
Feb. 20 Elena Kisseleva, Liberty
Feb. 23 Lori Mitchell, Radford

1998-99

Dec. 1 Crystal Carpenter, Charleston Southern
Dec. 8 Sharon Wilkerson, Liberty
Dec. 15 Elena Kisseleva, Liberty
Dec. 21 Sharon Wilkerson, Liberty
Jan. 5 Kate Sanford, Charleston Southern
Jan. 12 Jennifer Grant, Radford
Jan. 19 Kate Sanford, Charleston Southern
Jan. 26 Jennifer Grant, Radford
Feb. 2 Lori Mitchell, Radford
Feb. 9 Leigh-Ann Pursifull, Winthrop
Feb. 16 Elena Kisseleva, Liberty
Feb. 23 Elena Kisseleva, Liberty

1999-00

Dec. 6 Loretta Lawson, Elon
Dec. 13 Sharon Wilkerson, Liberty
Dec. 20 Nicole Sampson, UNC Asheville
Jan. 3 Elena Kisseleva, Liberty
Jan. 10 Cheri McNeil, Coastal Carolina
Jan. 17 Annie Miller, High Point
Jan. 24 Michelle Fricke, Liberty
Jan. 31 Alison Bach, Coastal Carolina
Feb. 7 Jennifer Grant, Radford
Feb. 14 Catrice Horton, Radford
Feb. 21 Anestha Blakeney, Elon
Feb. 28 Tonisha Jackson, UNC Asheville

2000-01

Nov. 28 Michelle Fricke, Liberty
Dec. 4 Tonisha Jackson, UNC Asheville
Dec. 11 Kylie Williamson, Radford
Dec. 18 Brooke Weisbrod, Coastal Carolina
Jan. 8 Loretta Lawson, Elon
Jan. 15 Charlotta Wennefors, Winthrop
Jan. 22 Jessica Guarneri, UNC Asheville
Jan. 29 Staci Mueller, Charleston Southern
Feb. 5 Izzy Medhanie, UNC Asheville
Feb. 13 Charlotta Wennefors, Winthrop
Feb. 19 Brooke Weisbrod, Coastal Carolina
Feb. 27 Brooke Weisbrod, Coastal Carolina

2001-02

Nov. 26 Nikki Reddick, Coastal Carolina
Dec. 2 Amanda Neby, Radford
Dec. 10 Holly Andrews, Elon
Dec. 17 Nikki Reddick, Coastal Carolina
Jan. 7 Jessica Guarneri, UNC Asheville
Jan. 14 Jayme Chikos, Elon
Jan. 21 Holly Andrews, Elon
Jan. 28 Holly Andrews, Elon
Feb. 5 Nikki Reddick, Coastal Carolina
Feb. 12 Amanda Neby, Radford
Feb. 19 Misty Brockman, High Point
Feb. 26 Nikki Reddick, Coastal Carolina

2002-03

Dec. 2 Kia Bell, Winthrop
Dec. 9 Nikki Reddick, Coastal Carolina
Dec. 16 Amanda Neby, Radford
Dec. 23 Nikki Reddick, Coastal Carolina
Jan. 6 Kristal Tharp, Liberty
Jan. 13 Misty Brockman, High Point
Jan. 20 Marea Daniels, Charleston Southern
Jan. 27 Marea Daniels, Charleston Southern
Feb. 3 Nikki Reddick, Coastal Carolina
Feb. 10 Kristal Tharp, Liberty
Feb. 17 Katie Feenstra, Liberty
Feb. 24 Katie Feenstra, Liberty
March 3 Amanda Neby, Radford

2003-04

Dec. 1 Nikki Reddick, Coastal Carolina
Dec. 8 Katie Feenstra, Liberty
Dec. 15 Katie Feenstra, Liberty
Dec. 22 Amanda Neby, Radford
Jan. 5 Katie Feenstra, Liberty
Jan. 12 Katie Feenstra, Liberty
Jan. 19 Katie Feenstra, Liberty
Jan. 26 Katie Feenstra, Liberty
Feb. 2 Lisa Crandall, Charleston Southern
Feb. 9 Katie Feenstra, Liberty
Feb. 16 Katie Feenstra, Liberty
Feb. 23 Katie O'Dell, High Point
March 1 Katie Feenstra, Liberty
March 8 Tonisha Jackson, UNC Asheville

2004-05

Nov. 29	Katie O'Dell, High Point
Dec. 6	Rima Margeviciute, Liberty
Dec. 13	Kristal Hood, UNC Asheville
Dec. 20	Keena Wicker, Charleston Southern
Jan. 4	Erica McCoy, Charleston Southern
Jan. 10	Katie Feenstra, Liberty
Jan. 17	Taryn Causey, Radford
Jan. 24	Taryn Causey, Radford
	Katie Feenstra, Liberty
Jan. 31	Keena Wicker, Charleston Southern
Feb. 7	Keena Wicker, Charleston Southern
Feb. 14	Katie Feenstra, Liberty
Feb. 21	Charlena Martin, High Point
Feb. 28	Katie Feenstra, Liberty
March 7	Katie O'Dell, High Point

2005-06

Nov. 28	Kristal Hood, UNC Asheville
Dec. 5	Megan Frazee, Liberty
Dec. 12	Candyce Sellars, High Point
Dec. 19	Ashton Barton, UNC Asheville
Jan. 2	Kim Turner, Coastal Carolina
	Katie Ralls, High Point
Jan. 9	Corrie Fertitta, Radford
Jan. 16	Megan Frazee, Liberty
Jan. 23	Karolina Piotrkiewicz, Liberty
Jan. 30	Katie O'Dell, High Point
Feb. 6	Reba Ross, Birmingham-Southern
Feb. 13	Allyson Fasnacht, Liberty
Feb. 20	Stacy Anthony, Birmingham-Southern
	Alisha Dill, Coastal Carolina
Feb. 27	Kelli Darden, Radford
March 5	Corrie Fertitta, Radford

2006-07

Nov. 13	Sarah Stephens, Radford
Nov. 21	Megan Frazee, Liberty
Nov. 27	Megan Frazee, Liberty
Dec. 4	Pam Tolbert, Charleston Southern
Dec. 11	Megan Frazee, Liberty
Dec. 18	Alisha Dill, Coastal Carolina
Jan. 2	Alisha Dill, Coastal Carolina
Jan. 8	Mallory Moring, Birmingham-Southern
Jan. 15	Johnette Walker, Radford
Jan. 22	Candyce Sellars, High Point
Jan. 29	Megan Frazee, Liberty
Feb. 5	Alisha Dill, Coastal Carolina
Feb. 12	Kelli Darden, Radford
Feb. 19	Kelli Darden, Radford
Feb. 26	Alisha Dill, Coastal Carolina
March 5	Brittany Hendley, UNC Asheville

2007-08

Nov. 12	Vicky Blanchard, Coastal Carolina
	Tiffany Rodd, Winthrop
Nov. 20	Ana Baker, UNC Asheville
Nov. 26	Megan Frazee, Liberty
Dec. 3	Pam Tolbert, Charleston Southern
Dec. 10	Moriah Frazee, Liberty
Dec. 17	Johnette Walker, Radford
Jan. 2	Corrie Fertitta, Radford
Jan. 7	Megan Frazee, Liberty
Jan. 14	Jessica Monroe, UNC Asheville
Jan. 21	Megan Frazee, Liberty
Jan. 28	Ashley Fann, Winthrop
Feb. 4	Moriah Frazee, Liberty
Feb. 11	Megan Frazee, Liberty
Feb. 18	Tiffany Rodd, Winthrop
Feb. 25	Megan Frazee, Liberty
March 3	Johnette Walker, Radford
March 10	Megan Frazee, Liberty

2008-09

Nov. 17	Megan Frazee, Liberty
Nov. 24	Amanda Stull, Coastal Carolina
Dec. 1	Jessica Monroe, UNC Asheville
Dec. 8	Lindsey Montgomery, UNC Asheville
Dec. 15	Mackenzie Maier, High Point
Dec. 23	Pam Tolbert, Charleston Southern
Jan. 5	Megan Frazee, Liberty
Jan. 12	Pam Tolbert, Charleston Southern
Jan. 19	Jurica Hargraves, High Point
Jan. 26	Megan Frazee, Liberty
Feb. 2	Rachel Hammond, Liberty
Feb. 9	Tiffany Rodd, Winthrop
Feb. 16	Megan Frazee, Liberty
Feb. 23	Megan Frazee, Liberty
March 2	Megan Frazee, Liberty
March 9	Ashley Fann, Winthrop

2009-10

Nov. 17	Amanda Stull, Coastal Carolina
Nov. 24	Devon Brown, Liberty
Dec. 1	Katie Tull, Charleston Southern
Dec. 8	Monique Hudson, Gardner-Webb
Dec. 15	Frances Fields, High Point
Dec. 22	Margaret Roundtree, Gardner-Webb
Jan. 5	Lindsey Montgomery, UNC Asheville
Jan. 12	Dominique Hudson, Gardner-Webb
Jan. 19	Denay Wood, Radford
Jan. 26	Avery Warley, Liberty
Feb. 2	Devon Brown, Liberty
Feb. 9	Kelsey Wasmer, Charleston Southern
Feb. 16	Margaret Roundtree, Gardner-Webb
Feb. 23	Kelsey Wasmer, Charleston Southern
March 2	Shanice Cole, Winthrop
March 9	Avery Warley, Liberty

2010-11

Nov. 16	Monique Hudson, Gardner-Webb
Nov. 23	Katie Tull, Charleston Southern
Nov. 30	Da'Naria Erwin Spencer, Radford
Dec. 7	Avery Warley, Liberty
Dec. 14	Mackenzie Maier, High Point
Dec. 21	Kendall Shepard, UNC Asheville
Jan. 4	Kelli Riles, UNC Asheville
Jan. 12	Da'Naria Erwin Spencer, Radford
Jan. 18	Katie Tull, Charleston Southern
Jan. 25	Avery Warley, Liberty
Feb. 1	Sydney Moss, Coastal Carolina
Feb. 8	Kelli Riles, UNC Asheville
Feb. 15	Avery Warley, Liberty
Feb. 22	Kelsey Wasmer, Charleston Southern
March 1	Da'Naria Erwin Spencer, Radford
March 8	Avery Warley, Liberty

2011-12

Nov. 15	Shamia Brown, High Point
Nov. 22	Da'Naria Erwin Spencer, Radford
Nov. 29	Tonisha Baker, Campbell
Dec. 6	Lakeitha Alston, Charleston Southern
Dec. 13	Da'Naria Erwin Spencer, Radford
Dec. 20	Shonese Jones, UNC Asheville
Jan. 3	Rachelle Coward, Charleston Southern
Jan. 10	Lindsey Thompson, UNC Asheville
Jan. 17	Diana Choibekova, Winthrop
Jan. 24	Cheyenne Parker, High Point
Jan. 31	Da'Naria Erwin Spencer, Radford
Feb. 7	Da'Naria Erwin Spencer, Radford
Feb. 14	Dequesha McClanahan, Winthrop
Feb. 21	Dequesha McClanahan, Winthrop
Feb. 28	Cheyenne Parker, High Point
March 6	Tonisha Baker, Campbell

2012-13

Nov. 12	Rachelle Coward, Charleston Southern
Nov. 19	Tolu Omotola, Liberty
Nov. 26	Devon Brown, Liberty
Dec. 3	Tolu Omotola, Liberty
Dec. 10	Devon Brown, Liberty
Dec. 17	Tonisha Baker, Campbell
	Cheyenne Parker, High Point
Jan. 2	Devon Brown, Liberty
Jan. 7	Crystal Smith, Longwood
Jan. 14	Dequesha McClanahan, Winthrop
Jan. 21	Crystal Smith, Longwood
Jan. 28	Stacia Robertson, High Point
Feb. 4	Tolu Omotola, Liberty
Feb. 11	Cheyenne Parker, High Point
Feb. 18	Shonda Burnside, Presbyterian
Feb. 25	Dequesha McClanahan, Winthrop
March 3	Diana Choibekova, Winthrop

2013-14

Nov. 11	Ayana Avery, Radford
Nov. 18	Kiera Gaines, Campbell
Nov. 25	Dequesha McClanahan, Winthrop
Dec. 2	Ashley Riner, Liberty
Dec. 9	Alexx Puckett, Coastal Carolina
Dec. 16	Catrina Green, Gardner-Webb
Dec. 23	Ashley Riner, Liberty
Jan. 6	AJ Jordan, Coastal Carolina
	Catrina Green, Gardner-Webb
Jan. 13	Erin Bratcher, Charleston Southern
Jan. 20	Paige Love, UNC Asheville
Jan. 27	Olivia Parker, Gardner-Webb
Feb. 3	Ayana Avery, Radford
Feb. 10	Stacia Robertson, High Point
Feb. 17	Roslyn Presley, Campbell
Feb. 24	Ashley Riner, Liberty
March 2	Catrina Green, Gardner-Webb

2014-15

Nov. 18	Schaquilla Nunn, Winthrop
Nov. 24	Amanda Coffey, Campbell
Dec. 1	Karly Buer, Liberty
	Aliyah Kilpatrick, Winthrop
Dec. 8	Stacia Robertson, High Point
Dec. 15	Stacia Robertson, High Point
Dec. 22	Anna Vogt, Coastal Carolina
Jan. 5	Ashley Riner, Liberty
Jan. 12	Stacia Robertson, High Point
Jan. 19	AJ Jordan, Coastal Carolina
Jan. 26	Schaquilla Nunn, Winthrop
Feb. 2	Erica Williams, Winthrop
Feb. 9	RaeChaun Edwards, Campbell
Feb. 16	Kiera Gaines, Campbell
Feb. 23	Erica Williams, Winthrop
March 1	Stacia Robertson, High Point

2015-16

Nov. 17	Candace Brown, Gardner-Webb
	Ashley Riner, Liberty
Nov. 23	Amanda Coffey, Campbell
Nov. 30	Alyssa Mann, Charleston Southern
Dec. 7	Erica Williams, Winthrop
Dec. 14	Tianna Knuckles, UNC Asheville
Dec. 23	Alyssa Mann, Charleston Southern
Jan. 4	Chatori Major, UNC Asheville
Jan. 11	Janayla White, Radford
Jan. 18	Candace Brown, Gardner-Webb
Jan. 25	Catherine Kearney, Liberty
Feb. 1	Chatori Major, UNC Asheville
Feb. 8	Katelyn Adams, Liberty
Feb. 15	Olivia Parker, Gardner-Webb
Feb. 22	Ced Gibson, Coastal Carolina
Feb. 29	Candace Brown, Gardner-Webb
March 7	Eboni Gilliam, Longwood

2016-17

Nov. 14 KJ Weaver, UNC Asheville
 Nov. 21 Tianna Knuckles, UNC Asheville
 Nov. 28 Cortney Storey, Presbyterian
 Dec. 5 Destinee Walker, Radford
 Dec. 12 Janayla White, Radford
 Dec. 19 Cortney Storey, Presbyterian
 Dec. 23 Tianna Huntsman, Gardner-Webb
 Jan. 2 Ke'Asia Jackson, Charleston Southern
 Jan. 9 Jayda Worthy, Radford
 Jan. 16 Jayda Worthy, Radford
 Jan. 23 Summer Price, Campbell
 Jan. 30 MaKala Rouse, Campbell
 Feb. 6 Emma Bockrath, High Point
 Feb. 13 Emma Bockrath, High Point
 Feb. 20 Destinee Walker, Radford
 Feb. 27 Kaylah Keys, High Point
 March 6 Cortney Storey, Presbyterian

2017-18

Nov. 13 Cortney Storey, Presbyterian
 Nov. 20 Cortney Storey, Presbyterian
 Nov. 27 Summer Price, Campbell
 Dec. 4 Janayla White, Radford
 Dec. 11 Tierra Huntsman, Gardner-Webb
 Dec. 18 Tierra Huntsman, Gardner-Webb
 Dec. 27 Claudia Quevedo, Radford
 Jan. 2 Camryn Brown, High Point
 Jan. 8 Alexis Hill, Gardner-Webb
 Jan. 15 Emma Bockrath, High Point
 Jan. 22 Lydia Rivers, Radford
 Jan. 29 Bronaza Fitzgerald, UNC Asheville
 Feb. 5 Keyen Green, Liberty
 Feb. 12 Jayda Worthy, Radford
 Feb. 19 Janayla White, Radford
 Feb. 26 Janayla White, Radford
 March 5 Bronaza Fitzgerald, UNC Asheville
 Cortney Storey, Presbyterian

2018-19

Nov. 12 Savannah Felgemacher, Radford
 Nov. 19 Gabrielle Caponegro, Gardner-Webb
 Nov. 26 Sonora Dengokl, UNC Asheville
 Dec. 3 Emma Bockrath, High Point
 Dec. 10 Riley Popplewell, USC Upstate
 Dec. 17 Nadiria Evans, UNC Asheville
 Dec. 27 Kacie Hall, Presbyterian
 Jan. 7 Sydney Nunley, Radford
 Jan. 14 Sydney Nunley, Radford
 Jan. 21 Sonora Dengokl, UNC Asheville
 Jan. 28 Carley Plentovich, Gardner-Webb
 Feb. 4 Emma Bockrath, High Point
 Feb. 11 Breannah Bretches, Charleston Southern
 Lydia Rivers, Radford
 Feb. 18 Shea Morgan, High Point
 Feb. 25 Carley Plentovich, Gardner-Webb
 March 4 Taya Bolden, Campbell
 March 10 Emma Bockrath, High Point
 Sydney Nunley, Radford

2019-20

Nov. 11 MaKayla Timmons, Hampton
 Nov. 18 Dayna Rouse, Longwood
 Nov. 25 Skyler Curran, High Point
 Dec. 2 Hayley Barber, Campbell
 Dec. 9 Trinity Johnson, Presbyterian
 Dec. 16 Carley Plentovich, Gardner-Webb
 Dec. 23 Destinee Jamison-Whitfield, Winthrop
 Jan. 6 Dayna Rouse, Longwood
 Jan. 13 Camryn Brown, High Point
 Jan. 20 Sydney Nunley, Radford
 Jan. 27 Skyler Curran, High Point
 Feb. 3 Camryn Brown, High Point
 Feb. 10 Skyler Curran, High Point
 Feb. 17 Laren VanArsdale, Hampton
 Feb. 24 Ashley Bates, Hampton
 March 1 Skyler Curran, High Point
 March 8 Camryn Brown, High Point

1990-91

Dec. 3 DeShonia Williams, Winthrop
Dec. 10 Shannan Wilkey, Radford
Dec. 17 Shannan Wilkey, Radford
Jan. 7 Shannan Wilkey, Radford
Jan. 14 Shannan Wilkey, Radford
Jan. 21 Kara Harkness, Winthrop
Jan. 28 Becky Harden, Radford
Feb. 4 Chanisse Cachie, Radford
Feb. 18 Lynn Nester, UNC Asheville

1991-92

Dec. 2 Kathi Weaver, Winthrop
Dec. 9 Annette Aaron, Radford
Dec. 16 Annette Aaron, Radford
Dec. 23 Angel Donley, Radford
Jan. 6 Annette Aaron, Radford
Jan. 27 Sara Larsen, Radford
Feb. 10 Ginny Coleman, Liberty
Feb. 17 Carmen Thomas, Winthrop
March 2 Katie Lampert, Radford
March 10 Ginny Coleman, Liberty

1992-93

Dec. 7 Tonia Matter, UMBC
Dec. 14 Tacha Woods, Liberty
Dec. 21 Lisa Howard, Radford
Jan. 4 Julie Moore, UNC Greensboro
Jan. 11 Beth Stockwell, Campbell
Jan. 18 Stephanie Finley, Winthrop
Jan. 25 Stephanie Finley, Winthrop
Feb. 1 Areece Primus, Coastal Carolina
Feb. 8 Beth Stockwell, Campbell
Feb. 15 Beth Stockwell, Campbell
Feb. 23 Beth Stockwell, Campbell
March 1 Julie Moore, UNC Greensboro
March 8 Julie Moore, UNC Greensboro

1993-94

Dec. 5 Meredith Luebbers, Coastal Carolina
Dec. 12 Vicki Giffin, UNC Asheville
Dec. 19 Tori Moten, UMBC
Jan. 2 Kim Schaffrick, Towson State
Jan. 10 Vicki Giffin, UNC Asheville
Jan. 30 Vicki Giffin, UNC Asheville
Feb. 6 Vicki Giffin, UNC Asheville
Feb. 13 Becky Lastinger, Campbell
Feb. 20 Vicki Giffin, UNC Asheville
Feb. 27 Nakia Bridges, Radford

1994-95

Dec. 5 LaTonya Joyner, Towson State
Dec. 11 Rebecca McNeil, Radford
Dec. 18 Keri Johnson, Liberty
Jan. 1 Katherine Kitchin, Winthrop
Jan. 8 Samantha Cerny, Coastal Carolina
Jan. 15 Katherine Kitchin, Winthrop
Jan. 22 Jan Jacob, UMBC
Jan. 29 Tracey DeLong, Charleston Southern
Feb. 5 Rebecca McNeil, Radford
Feb. 12 Jennifer Castle, Winthrop
Feb. 19 Ann Cox, Winthrop
Feb. 26 Tracey DeLong, Charleston Southern
March 5 Tracey DeLong, Charleston Southern

1995-96

Dec. 3 Monica Logan, UMBC
Dec. 10 Kim Hairston, Radford
Dec. 17 Leigh-Ann Pursifull, Winthrop
Jan. 1 Kim Hairston, Radford
Jan. 8 Jennifer Churchill, Winthrop
Jan. 14 Sam Ferguson, UNC Greensboro
Jan. 21 Leigh-Ann Pursifull, Winthrop
Jan. 29 Jennifer Churchill, Winthrop
Feb. 5 Kim Hairston, Radford
Feb. 12 Jennifer Churchill, Winthrop
Feb. 19 Monica Logan, UMBC
Feb. 25 Jennifer Churchill, Winthrop
March 3 Monica Logan, UMBC

1996-97

Dec. 2 Elena Kisseleva, Liberty
Dec. 9 Sharon Wilkerson, Liberty
Dec. 16 Sarah Wilkerson, Liberty
Jan. 6 Melinda Goodson, UNC Greensboro
Jan. 13 Emily Hill, UNC Asheville
Jan. 20 Kate Sanford, Charleston Southern
Jan. 27 Melinda Goodson, UNC Greensboro
Feb. 3 Sharon Wilkerson, Liberty
Feb. 9 Melinda Goodson, UNC Greensboro
Feb. 17 Elena Kisseleva, Liberty

1997-98

Nov. 24 Shareon Patterson, Charleston Southern
Dec. 1 Amy Hannis, Charleston Southern
Dec. 8 Meredith Smith, Winthrop
Dec. 15 Brooke Weisbrod, Coastal Carolina
Dec. 22 Brooke Weisbrod, Coastal Carolina
Jan. 5 Amy Hannis, Charleston Southern
Jan. 12 Irene Sloof, Liberty
Jan. 19 Lisa O'Connor, Coastal Carolina
Jan. 26 Brooke Weisbrod, Coastal Carolina
Feb. 2 Brooke Weisbrod, Coastal Carolina
Feb. 9 Lauren Pedde, Charleston Southern
Feb. 20 Meredith Smith, Winthrop
Feb. 23 Amanda Maks, Radford

1998-99

Dec. 1 Katie LaRue, Charleston Southern
Dec. 8 Charlotta Wennefors, Winthrop
Dec. 15 Charlotta Wennefors, Winthrop
Dec. 21 Krystal Reeves, Liberty
Jan. 5 Michelle Rodriguez, Coastal Carolina
Jan. 12 Rachel Young, Liberty
Jan. 19 Katie LaRue, Charleston Southern
Jan. 26 Katie LaRue, Charleston Southern
Feb. 2 Katie LaRue, Charleston Southern
Feb. 9 Charlotta Wennefors, Winthrop
Feb. 16 Katie LaRue, Charleston Southern
Feb. 23 Katie LaRue, Charleston Southern

1999-00

Dec. 6 Michelle Fricke, Liberty
Dec. 13 Jessica Guarneri, UNC Asheville
Dec. 20 Anestha Blakeney, Elon
Jan. 3 Jessica Guarneri, UNC Asheville
Jan. 10 Jessica Guarneri, UNC Asheville
Jan. 17 Jayme Chikos, Elon
Jan. 24 Erin Green, Elon
Jan. 31 Erin Green, Elon
Feb. 7 Michelle Fricke, Liberty
Feb. 14 Michelle Fricke, Liberty
Feb. 21 Michelle Fricke, Liberty
Feb. 28 Michelle Fricke, Liberty

2000-01

Nov. 28 Debbie Ruiz, High Point
Dec. 4 Monique Leonard, Liberty
Dec. 11 Nicki Fauntleroy, High Point
Dec. 18 Kristina Palaimaite, Liberty
Jan. 8 Holly Andrews, Elon
Jan. 15 Marta Losonczy, Charleston Southern
Jan. 22 Nicki Fauntleroy, High Point
Jan. 29 Lisa Crandall, Charleston Southern
Feb. 5 Whitney Shearer, Coastal Carolina
Feb. 13 Lakeisha Bryant, Charleston Southern
Feb. 19 Nicki Fauntleroy, High Point
Feb. 27 Nicki Fauntleroy, High Point

2001-02

Nov. 26 Ashley Sharpton, UNC Asheville
Dec. 3 Amanda Ekberg, Charleston Southern
Dec. 10 Lindsey Roche, UNC Asheville
Dec. 17 Daina Stagitienne, Liberty
Jan. 7 Stephanie Walker, Liberty
Jan. 14 Kristal Sharp, Liberty
Jan. 21 Katie Feenstra, Liberty
Jan. 28 Katie Feenstra, Liberty
Feb. 5 Brianne Gray, Elon
Feb. 12 Kristal Sharp, Liberty
Feb. 19 Kristal Sharp, Liberty
Feb. 26 Stephanie Walker, Liberty

2002-03

Dec. 2 Kristal Hood, UNC Asheville
Dec. 9 Kristal Hood, UNC Asheville
Dec. 16 Kristal Hood, UNC Asheville
Dec. 23 Kristal Hood, UNC Asheville
Jan. 6 Arin Kress, Winthrop
Jan. 13 Erica McCoy, Charleston Southern
Jan. 20 Keena Wicker, Charleston Southern
Jan. 27 Keena Wicker, Charleston Southern
Feb. 3 Arin Kress, Winthrop
Feb. 10 Keauna Vinson, High Point
Feb. 17 Jessica Anger, Winthrop
Feb. 24 Jessica Anger, Winthrop
March 3 Erica McCoy, Charleston Southern

2003-04

Dec. 1 Jordan Barnes, Winthrop
Dec. 8 Robin Kantin, Radford
Dec. 15 Michelle Parker, Liberty
Dec. 22 Brittany Hendley, UNC Asheville
Jan. 5 Gene't Moore, Winthrop
Jan. 12 Amanda Behnke, Winthrop
Jan. 19 Brittany Hendley, UNC Asheville
Jan. 26 Katie Ralls, High Point
Feb. 2 Gene't Moore, Winthrop
Feb. 9 Robin Kantin, Radford
Feb. 16 Sarah Stephens, Radford
Feb. 23 Tameika Brooks, Winthrop
March 1 Brittany Hendley, UNC Asheville
March 8 Robin Kantin, Radford

2004-05

Nov. 29 Stacy Shepard, UNC Asheville
Dec. 6 Stacy Shepard, UNC Asheville
Dec. 13 Serena White, Radford
Dec. 20 Stacy Shepard, UNC Asheville
Jan. 4 Allyson Fasnacht, Liberty
Jan. 10 Corrie Fertitta, Radford
Jan. 17 Corrie Fertitta, Radford
Jan. 24 Kelli Darden, Radford
Jan. 31 Allyson Fasnacht, Liberty
Feb. 7 Kelli Darden, Radford
Feb. 14 Raven Truslow, High Point
Feb. 21 Ashton Barton, UNC Asheville
Feb. 28 Kelli Darden, Radford
March 7 Stacy Shepard, UNC Asheville
Kelli Darden, Radford

2005-06

Nov. 28	Megan Frazee, Liberty
Dec. 5	Moriah Frazee, Liberty
	Ashley Fann, Winthrop
Dec. 12	Ashley Fann, Winthrop
Dec. 19	Megan Frazee, Liberty
Jan. 2	Ashley Fann, Winthrop
Jan. 9	Pam Tolbert, Charleston Southern
Jan. 16	Johnette Walker, Radford
Jan. 23	Ashley Thornton, Birmingham-Southern
Jan. 30	Ashley Fann, Winthrop
Feb. 6	Rebecca Lightfoot, Liberty
Feb. 13	Ashley Thornton, Birmingham-Southern
Feb. 20	Moriah Frazee, Liberty
Feb. 27	Ashley Fann, Winthrop
March 5	Tiffany Rodd, Winthrop

2006-07

Nov. 13	Marisah Henderson, Birmingham-So.
Nov. 21	Amanda Stull, Coastal Carolina
Nov. 27	Lacey Lyons, Coastal Carolina
Dec. 4	Jessica Fansler, Winthrop
Dec. 11	Marisah Henderson, B'ham-Southern
Dec. 18	Devin Rivers, Coastal Carolina
Jan. 2	Lacey Lyons, Coastal Carolina
Jan. 8	Marisah Henderson, Birmingham-So.
Jan. 15	Kyla Jones, UNC Asheville
Jan. 22	Amanda Stull, Coastal Carolina
Jan. 29	Kyla Jones, UNC Asheville
Feb. 5	Tina DeCarvalho, Charleston Southern
Feb. 12	Ashlee Samuels, High Point
Feb. 19	Kyla Jones, UNC Asheville
Feb. 26	Marisah Henderson, Birmingham-So.
March 5	Kyla Jones, UNC Asheville

2007-08

Nov. 12	Sydnei Moss, Coastal Carolina
Nov. 20	Taleia Moton, Radford
Nov. 26	Lindsey Montgomery, UNC Asheville
Dec. 3	Jurica Hargraves, High Point
Dec. 10	Lindsey Montgomery, UNC Asheville
Dec. 17	Taleia Moton, Radford
Jan. 2	Jurica Hargraves, High Point
Jan. 14	Amy Dodd, High Point
Jan. 21	Crystal Robinson, Charleston Southern
Jan. 28	Mackenzie Maier, High Point
Feb. 4	Mackenzie Maier, High Point
Feb. 11	Francis Fields, High Point
Feb. 18	Mackenzie Maier, High Point
Feb. 25	Jurica Hargraves, High Point
March 3	Mackenzie Maier, High Point
March 10	Sydnei Moss, Coastal Carolina

2008-09

Nov. 17	Shamia Brown, High Point
Nov. 24	Ali Schwagmeyer, Charleston Southern
Dec. 1	Ali Schwagmeyer, Charleston Southern
Dec. 8	Shamia Brown, High Point
Dec. 15	Kylee Beecher, Liberty
Dec. 23	Kiki Rutledge, Charleston Southern
Jan. 5	Shamia Brown, High Point
Jan. 12	Lindsey Thompson, UNC Asheville
Jan. 19	Shamia Brown, High Point
Jan. 26	Tonika Webb, Gardner-Webb
Feb. 2	Ali Schwagmeyer, Charleston Southern
Feb. 9	Linda Aughburns, UNC Asheville
Feb. 16	Shamia Brown, High Point
Feb. 23	Ali Schwagmeyer, Charleston Southern
March 2	Shamia Brown, High Point
March 9	Kiki Rutledge, Charleston Southern

2009-10

Nov. 17	Mariah Pietrowski, Presbyterian College
Nov. 24	Mariah Pietrowski, Presbyterian College
Dec. 1	LaKendra Washington, Liberty
Dec. 8	Mary Hathaway, Winthrop
Dec. 15	Mariah Pietrowski, Presbyterian College
Dec. 22	Helen Terry, Charleston Southern
Jan. 5	Ashley Buckhannon, Radford
Jan. 12	Jelena Antic, Liberty
Jan. 19	Jelena Antic, Liberty
Jan. 26	Dria David, Presbyterian College
Feb. 2	Mariah Pietrowski, Presbyterian College
Feb. 9	Erin Reynolds, High Point
Feb. 16	Da'Naria Erwin-Spencer, Radford
Feb. 23	Da'Naria Erwin-Spencer, Radford
March 2	Ashley Buckhannon, Radford
March 9	Jelena Antic, Liberty

2010-11

Nov. 16	Cheyenne Parker, High Point
Nov. 23	Dequesha McClanahan, Winthrop
Nov. 30	Emily Frazier, Liberty
Dec. 7	Dequesha McClanahan, Winthrop
Dec. 14	Cheyenne Parker, High Point
Dec. 21	Dequesha McClanahan, Winthrop
Jan. 4	Emily Frazier, Liberty
Jan. 12	Dequesha McClanahan, Winthrop
Jan. 18	Cheyenne Parker, High Point
Jan. 25	Dequesha McClanahan, Winthrop
Feb. 1	Cheyenne Parker, High Point
Feb. 8	Cheyenne Parker, High Point
Feb. 15	Cheyenne Parker, High Point
Feb. 22	Dequesha McClanahan, Winthrop
March 1	Karlee Taylor, Presbyterian College
March 8	Cheyenne Parker, High Point

2011-12

Nov. 15	Shatia Cole, Coastal Carolina
Nov. 22	Leah Wormack, UNC Asheville
Nov. 29	Reagan Miller, Liberty
Dec. 6	Leah Wormack, UNC Asheville
Dec. 13	Kiera Gaines, Campbell
Dec. 20	Shatia Cole, Coastal Carolina
Jan. 3	Shonese Jones, UNC Asheville
Jan. 10	Leah Wormack, UNC Asheville
Jan. 17	Shonese Jones, UNC Asheville
Jan. 24	Shatia Cole, Coastal Carolina
Jan. 31	Shonese Jones, UNC Asheville
Feb. 7	Shatia Cole, Coastal Carolina
Feb. 14	Reagan Miller, Liberty
Feb. 21	Reagan Miller, Liberty
Feb. 28	Reagan Miller, Liberty
March 6	Shonese Jones, UNC Asheville

2012-13

Nov. 12	Schaquilla Nunn, Winthrop
Nov. 19	Zena Lovette, Campbell
Nov. 26	Schaquilla Nunn, Winthrop
Dec. 3	Ashley Rininger, Liberty
Dec. 10	Aisha Foy, Radford
Dec. 17	Aisha Foy, Radford
Jan. 2	Daeisha Brown, Longwood
Jan. 7	Daeisha Brown, Longwood
Jan. 14	Ashley Rininger, Liberty
Jan. 21	Schaquilla Nunn, Winthrop
Jan. 28	Candace Brown, Gardner-Webb
Feb. 4	Aliyah Kilpatrick, Winthrop
Feb. 11	Candace Brown, Gardner-Webb
Feb. 18	Ashley Rininger, Liberty
Feb. 25	Schaquilla Nunn, Winthrop
March 3	Candace Brown, Gardner-Webb

2013-14

Nov. 11	Erica Williams, Winthrop
Nov. 18	Erica Williams, Winthrop
Nov. 25	Erica Williams, Winthrop
Dec. 2	Kaylah Keys, High Point
Dec. 9	Kaylah Keys, High Point
Dec. 16	Kaylah Keys, High Point
Dec. 23	Tianna Knuckles, UNC Asheville
Jan. 6	Kaylah Keys, High Point
Jan. 13	Tatum Jarvis, Charleston Southern
Jan. 20	Erica Williams, Winthrop
Jan. 27	Erica Williams, Winthrop
Feb. 3	Kaylah Keys, High Point
Feb. 10	Erica Williams, Winthrop
Feb. 17	Erica Williams, Winthrop
Feb. 24	Kaylah Keys, High Point
March 2	Kaylah Keys, High Point

2014-15

Nov. 18	Janayla White, Radford
Nov. 24	Aunesha Williams, Gardner-Webb
Dec. 1	Janayla White, Radford
Dec. 8	Janie Miles, Presbyterian
Dec. 15	Tiffany Wilson, UNC Asheville
Dec. 22	Bronaza Fitzgerald, UNC Asheville
Jan. 5	Alexus Hill, Gardner-Webb
Jan. 12	Janayla White, Radford
Jan. 19	Summer Price, Campbell
Jan. 26	Claudia Quevedo, Radford
Feb. 2	Jas Adams, Coastal Carolina
Feb. 9	Cortney Storey, Presbyterian
Feb. 16	Cortney Storey, Presbyterian
Feb. 23	Jas Adams, Coastal Carolina
March 1	Micaela Ellis, Longwood

2015-16

Nov. 17	Arianne Whitaker, Winthrop
Nov. 23	Alexis Jackson, Radford
Nov. 30	Arianne Whitaker, Winthrop
Dec. 7	Lindsey Edwards, High Point
Dec. 14	Kemari Jones, Longwood
Dec. 23	Lydia Rivers, Radford
Jan. 4	Taylor Petty, Presbyterian
Jan. 11	Taylor Petty, Presbyterian
Jan. 18	Emma Bockrath, High Point
Jan. 25	Salina Virola, Presbyterian
Feb. 1	Emma Bockrath, High Point
Feb. 8	Arianne Whitaker, Winthrop
Feb. 15	Haleigh Hatfield, High Point
Feb. 22	Haleigh Hatfield, High Point
Feb. 29	Emma Bockrath, High Point
March 7	Sonora Dengokl, UNC Asheville

2016-17

Nov. 14	Breanna Foster, Campbell
Nov. 21	Savannah Plentovich, Gardner-Webb
Nov. 28	Camryn Brown, High Point
Dec. 5	Keyen Green, Liberty
Dec. 12	Khiana Johnson, Radford
Dec. 19	Danyael Goodhope, Winthrop
Dec. 23	Dayna Rouse, Longwood
Jan. 2	Keyen Green, Liberty
Jan. 9	Keyen Green, Liberty
Jan. 16	Keyen Green, Liberty
Jan. 23	Carley Plentovich, Gardner-Webb
Jan. 30	Khiana Johnson, Radford
Feb. 6	Keyen Green, Liberty
Feb. 13	Keyen Green, Liberty
Feb. 20	Keyen Green, Liberty
Feb. 27	Keyen Green, Liberty
March 6	Ola Makurat, Liberty



WOMEN'S BASKETBALL FRESHMEN OF THE WEEK

2017-18

Nov. 13 Ashtyn Baker, Liberty
Nov. 20 Lauren McNamara-Clement, Campbell
Nov. 27 Ashlyn Hampton, Campbell
Dec. 4 Ashtyn Baker, Liberty
Dec. 11 Ashlyn Hampton, Campbell
Dec. 18 Lauren McNamara-Clement, Campbell
Dec. 27 Ashtyn Baker, Liberty
Jan. 2 Macee Tamminen, Presbyterian
Jan. 8 Jiselle Thomas, High Point
Jan. 15 Nadiria Evans, UNC Asheville
Jan. 22 Macee Tamminen, Presbyterian
Jan. 29 Tess Santos, Presbyterian
Feb. 5 Anika Riley, Winthrop
Feb. 12 Anika Riley, Winthrop
Feb. 19 Ashtyn Baker, Liberty
Feb. 26 Ashtyn Baker, Liberty
March 5 Ashlyn Hampton, Campbell

2018-19

Nov. 12 Shamani Stafford, Presbyterian
Nov. 19 Bryonna McClean, Radford
Nov. 26 Laren VanArsdale, Hampton
Dec. 3 Ahlea Myers, Charleston Southern
Dec. 10 Laren VanArsdale, Hampton
Dec. 17 Shamani Stafford, Presbyterian
Dec. 27 Laren VanArsdale, Hampton
Jan. 7 Kem Nwabudu, Winthrop
Jan. 14 Jah'Che Whitfield, Winthrop
Jan. 21 Jah'Che Whitfield, Winthrop
Jan. 28 Laren VanArsdale, Hampton
Feb. 4 Jhessyka Williams, Gardner-Webb
Feb. 11 ShyAnne Tuelle, Campbell
Feb. 18 ShyAnne Tuelle, Campbell
Feb. 25 Lauren Carter, Campbell
March 4 Laren VanArsdale, Hampton
March 10 Trinity Johnson, Presbyterian

2019-20

Nov. 11 Quadijah Moore, USC Upstate
Nov. 18 Lauren Bevis, Gardner-Webb
Nov. 25 Anne-Hamilton LeRoy, Longwood
Dec. 2 Kyla McMakin, Longwood
Dec. 9 Asia Smith, Charleston Southern
Dec. 16 Kyla McMakin, Longwood
Dec. 23 Kyla McMakin, Longwood
Jan. 6 Kyla McMakin, Longwood
Jan. 13 Nylah Young, Hampton
Jan. 20 Nylah Young, Hampton
Jan. 27 Kyla McMakin, Longwood
Feb. 3 Nylah Young, Hampton
Feb. 10 Kyla McMakin, Longwood
Feb. 17 Nylah Young, Hampton
Feb. 24 Nylah Young, Hampton
March 1 Jenson Edwards, High Point
March 8 Jenson Edwards, High Point

Note: The Big South Rookie of the Week and Rookie of the Year awards were re-named Freshman of the Week and Freshman of the Year beginning in 2002-03

WOMEN'S BASKETBALL PRESEASON POLL HISTORY



1986-87 Team (first-place votes)	Points
1. Radford (14)	98
2. Winthrop	70
3. Campbell	69
4. Charleston Southern	62
5. UNC Asheville	38
6. Augusta	31
7. Coastal Carolina	24

1987-88 Team (first-place votes)	Points
1. Radford (12)	96
2. Campbell (2)	85
3. Winthrop	62
4. Augusta	55
5. UNC Asheville	46
6. Charleston Southern	26
7. Coastal Carolina	22

1988-89 Team (first-place votes)	Points
1. Radford (14)	98
2. Campbell	76
3. Winthrop	75
4. UNC Asheville	52
5. Coastal Carolina	45
6. Augusta	27
7. Charleston Southern	19

1989-90 Team (first-place votes)	Points
1. Radford (14)	98
2. Campbell	78
3. Coastal Carolina	69
4. UNC Asheville	52
5. Winthrop	42
6. Augusta	39
7. Charleston Southern	14

1990-91 Team (first-place votes)	Points
1. Radford (11)	95
2. Campbell (3)	84
3. Augusta	64
T-4. UNC Asheville	49
T-4. Coastal Carolina	49
6. Winthrop	36
7. Charleston Southern	15

1991-92 Team (first-place votes)	Points
1. Radford (14)	98
2. Campbell	80
3. Liberty	58
4. UNC Asheville	54
5. Coastal Carolina	47
6. Winthrop	38
7. Charleston Southern	17

1992-93 Team (first-place votes)	Points
1. Radford (13)	193
2. UNC Greensboro (4)	169
3. Campbell (2)	155
4. Liberty	116
5. Towson State	114
6. UMBC	108
7. Winthrop (1)	99
8. UNC Asheville	63
9. Coastal Carolina	49
10. Charleston Southern	34

1993-94 Team (first-place votes)	Points
1. UNC Greensboro (11)	191
2. Radford (7)	184
3. Towson State (2)	144
4. Campbell	120
5. UMBC	111
6. Liberty	108
7. Coastal Carolina	88
8. Winthrop	79
9. Charleston Southern	49
10. UNC Asheville	26

1994-95 Team (first-place votes)	Points
1. Radford (12)	154
2. UNC Greensboro (6)	148
3. UNC Asheville	102
4. UMBC	96
5. Towson State	93
6. Liberty	91
7. Coastal Carolina	49
8. Charleston Southern	47
9. Winthrop	30

1995-96 Team (first-place votes)	Points
1. UNC Greensboro (10)	122
2. Radford (6)	118
3. UMBC	84
4. UNC Asheville	77
5. Coastal Carolina	57
6. Liberty	51
7. Charleston Southern	37
8. Winthrop	30

1996-97 Team (first-place votes)	Points
1. Radford (13)	124
2. UNC Greensboro (2)	104
3. Winthrop (1)	103
4. UMBC	74
5. UNC Asheville	54
6. Coastal Carolina	49
7. Liberty	38
8. Charleston Southern	30

1997-98 Team (first-place votes)	Points
1. Liberty (11)	94
2. Radford (3)	82
3. Winthrop	63
4. Charleston Southern	61
5. UMBC	33
6. UNC Asheville	30
7. Coastal Carolina	29

1998-99 Team (first-place votes)	Points
1. Liberty (10)	69
2. Radford (2)	61
3. Charleston Southern	38
4. UNC Asheville	36
5. Winthrop	28
6. Coastal Carolina	20

1999-00 Team (first-place votes)	Points
1. Liberty (8)	64
2. Coastal Carolina	52
3. Radford	45
4. Charleston Southern	38
5. UNC Asheville	29
6. Winthrop	28
7. High Point	17
8. Elon	15

2000-01 Team (first-place votes)	Points
1. Liberty (6)	112
2. Coastal Carolina (6)	110
3. Elon (2)	90
4. UNC Asheville (1)	72
5. Radford (1)	69
6. Winthrop	52
7. Charleston Southern	39
8. High Point	32

2001-02 Team (first-place votes)	Points
1. Liberty (13)	116
2. Elon (1)	102
3. Charleston Southern (1)	70
4. High Point	65
5. Coastal Carolina	63
6. UNC Asheville	47
7. Winthrop	42
8. Radford	35

2002-03 Team (first-place votes)	Points
1. Liberty (16)	128
2. Elon	103
3. High Point	75
4. Coastal Carolina	72
5. Winthrop	65
6. Radford	63
7. Charleston Southern	53
8. UNC Asheville	17

2003-04 Team (first-place votes)	Points
1. Liberty (16)	128
2. Birmingham-Southern	89
3. High Point	87
4. Coastal Carolina	76
5. Charleston Southern	65
6. Radford	62
7. Winthrop	42
8. UNC Asheville	28

2004-05 Team (first-place votes)	Points
1. Liberty (16)	128
2. High Point	107
3. UNC Asheville	91
4. Radford	66
5. Charleston Southern	62
6. Birmingham-Southern	56
7. Winthrop	37
8. Coastal Carolina	29

2005-06 Team (first-place votes)	Points
1. Liberty (14)	189
2. High Point (9)	181
3. UNC Asheville (2)	163
4. Radford	112
5. Birmingham-Southern	95
6. Coastal Carolina (1)	72
7. Charleston Southern	69
8. Winthrop	55

2006-07 Team (first-place votes)	Points
1. Liberty (21)	202
2. High Point (4)	178
3. Winthrop	136
4. Coastal Carolina	117
5. Radford (1)	115
6. UNC Asheville	100
T-7. Birmingham-Southern	44
T-7. Charleston Southern	44

2007-08 Team (first-place votes)	Points
1. Radford (16)	162
2. Liberty (9)	156
3. UNC Asheville	113
4. High Point	81
5. Winthrop	80
6. Coastal Carolina	77
7. Charleston Southern	31

2008-09 Team (first-place votes)	Points
1. Liberty (17)	169
2. Winthrop (1)	143
3. High Point	129
4. Radford (1)	116
5. UNC Asheville	75
T-6. Coastal Carolina	73
T-6. Gardner-Webb	73
8. Charleston Southern	55
9. Presbyterian College	22

2009-10 Team (first-place votes)	Points
T-1. Liberty (9)	160
T-1. High Point (7)	160
3. Gardner-Webb (4)	147
4. Coastal Carolina	101
5. Charleston Southern	86
6. Winthrop	84
7. Radford	80
8. UNC Asheville	57
9. Presbyterian College	25

2010-11	Team (first-place votes)	Points
1.	Liberty (13)	172
2.	Gardner-Webb (7)	163
3.	High Point	128
4.	Charleston Southern	121
5.	Coastal Carolina	98
6.	Radford	75
7.	Winthrop	69
8.	UNC Asheville	43
9.	Presbyterian College	33

2011-12	Team (first-place votes)	Points
1.	Liberty (19)	199
2.	High Point (1)	160
3.	Radford	157
4.	Gardner-Webb	143
5.	Winthrop	94
6.	Campbell	77
7.	Charleston Southern	75
8.	Coastal Carolina	68
9.	Presbyterian College	67
10.	UNC Asheville	60

2012-13	Team (first-place votes)	Points
1.	Liberty (16)	233
2.	High Point (4)	215
3.	Winthrop (2)	199
4.	Campbell	159
5.	Radford	154
6.	Charleston Southern	136
7.	Coastal Carolina	92
8.	Presbyterian College	91
9.	Gardner-Webb	62
10.	UNC Asheville	60
11.	Longwood	51

2013-14	Team (first-place votes)	Points
1.	Liberty (13)	261
2.	Winthrop (11)	256
3.	Campbell	206
4.	High Point	178
5.	Gardner-Webb (1)	144
6.	Longwood	133
7.	Presbyterian College	129
8.	Radford	118
9.	Coastal Carolina	91
10.	Charleston Southern	79
11.	UNC Asheville	55

2014-15	Team (first-place votes)	Points
1.	Liberty (5)	113
2.	High Point (3)	110
3.	Winthrop (3)	104
4.	Campbell	89
5.	Coastal Carolina	64
6.	Gardner-Webb	56
7.	UNC Asheville	55
8.	Presbyterian College	54
9.	Radford	35
10.	Longwood	30
11.	Charleston Southern	16

2015-16	Team (first-place votes)	Points
1.	Liberty (6)	116
2.	Winthrop (4)	105
3.	Radford	92
4.	High Point	74
5.	Campbell	72
6.	Gardner-Webb	67
7.	Presbyterian College	59
8.	UNC Asheville	48
9.	Longwood	42
10.	Coastal Carolina (1)	36
11.	Charleston Southern	15

2016-17	Team (first-place votes)	Points
1.	UNC Asheville (8)	97
2.	Radford	78
3.	High Point (1)	76
4.	Liberty (1)	72
5.	Presbyterian College	61
6.	Gardner-Webb	50
7.	Charleston Southern	38
8.	Campbell	36
9.	Longwood	24
10.	Winthrop	18

2017-18	Team (first-place votes)	Points
1.	Radford (7)	96
2.	Liberty (1)	81
3.	Campbell	77
4.	High Point	73
5.	UNC Asheville (2)	65
6.	Charleston Southern	50
7.	Gardner-Webb	38
8.	Presbyterian College	37
9.	Longwood	17
10.	Winthrop	16

2018-19	Team (first-place votes)	Points
1.	Radford (9)	116
2.	High Point (2)	102
3.	UNC Asheville	100
4.	Hampton	89
5.	Campbell	81
6.	Charleston Southern	55
7.	Presbyterian College	53
8.	Gardner-Webb	49
9.	USC Upstate	35
10.	Longwood	32
11.	Winthrop	14

2019-20	Team (first-place votes)	Points
1.	Radford (6)	113
2.	Hampton (3)	104
3.	UNC Asheville (1)	94
4.	Campbell (1)	91
5.	Gardner-Webb	86
6.	High Point	66
7.	Winthrop	47
8.	Presbyterian College	43
9.	Charleston Southern	32
10.	Longwood	26
11.	USC Upstate	24

2020-21	Team (first-place votes)	Points
1.	Campbell (6)	112
2.	Radford (2)	107
3.	High Point (3)	104
4.	Hampton	86
5.	Gardner-Webb	70
6.	Longwood	66
7.	UNC Asheville	56
8.	Presbyterian College	48
9.	USC Upstate	30
10.	Charleston Southern	24
11.	Winthrop	23

From 1986-04, head coaches and SIDs voted on the pre-season poll. Beginning in 2005, a media panel joined the preseason voting. In 2008, the SIDs no longer voted on pre-season or postseason honors. In 2014, the media no longer voted on preseason or postseason honors.

1993-94

Kim Lewis, C, Sr., Coastal Carolina
Vickie Henson, F/C, Sr., UNC Greensboro
Shannan Wilkey, G, Sr., Radford
Danielle Barry, F, Sr., Towson State
Tammy Jones, C, Sr., Winthrop

1994-95

Chrissy Kelly, G, Jr., Charleston Southern
Ginny Holloway, G, Sr., Liberty
Vicki Giffin, F, Soph., UNC Asheville
Nicole Gardiner, F, Sr., Radford
Eunice French, C, Sr., UMBC

1995-96

Chrissy Kelly, G, Sr., Charleston Southern
Tameka Tender, F, Sr., Coastal Carolina
Vicki Giffin, F, Jr., UNC Asheville
Alisa Moore, F, Sr., UNC Greensboro
Julie Moore, F, Sr., UNC Greensboro

1996-97

Vicki Giffin, F, Sr., UNC Asheville
Jennifer Churchill, Soph., C, Winthrop
Anne Cox, G/F, Jr., Winthrop
Kendra Damann, G/F, Jr., UMBC
Kim Hairston, G, Soph., Radford

Honorable Mention: Jai Cole (UNC Greensboro), Samantha Ferguson (UNC Greensboro), Monica Logan (UMBC), Michelle Wymys (Liberty), Kim Cruise (Radford), Leigh Ann Pursifull (Winthrop)

1997-98

Elena Kisseleva, F, Soph., Liberty
Jennifer Churchill, C, Jr., Winthrop
Kate Sanford, C/F, Soph., Charleston Southern
Sarah Wilkerson, G, Soph., Liberty
Sharon Wilkerson, G, Soph., Liberty

Honorable Mention: Kendra Damann (UMBC), Emily Hill (UNC Asheville), Katherine Kitchen (Winthrop), Monica Logan (UMBC), Rebecca McNeil (Radford)

1998-99

Elena Kisseleva, F, Jr., Liberty
Emily Hill, G, Jr., UNC Asheville
Crystal Carpenter, G/F, Sr., Charleston Southern
Sharon Wilkerson, G, Jr., Liberty
Lorrie Mitchell, G, Sr., Radford

1999-00

Elena Kisseleva, F, Sr., Liberty
Kate Sanford, C, Sr., Charleston Southern
Cheri McNeil, F, Sr., Coastal Carolina
Brooke Weisbrod, G, Jr., Coastal Carolina
Sarah (Wilkerson) Farley, G, Sr., Liberty
Sharon Wilkerson, G, Sr., Liberty

2000-01

Michelle Fricke, F/C, Soph., Liberty
Alison Bach, F, Sr., Coastal Carolina
Loretta Lawson, G, Sr., Elon
Catrice Horton, G, Sr., Radford
Charlotta Wennefors, G, Jr., Winthrop

2001-02

Michelle Fricke, F/C, Jr., Liberty
Erin Jedlikowski, F, Jr., Charleston Southern
Holly Andrews, G, Soph., Elon
Jayme Chikos, G, Jr., Elon
Jessica Guarnieri, C, Jr., UNC Asheville
Charlotta Wennefors, G, Sr., Winthrop

2002-03

Nikki Reddick, G, R-Jr., Coastal Carolina
Holly Andrews, G, Jr., Elon
Narelle Henry, G, Jr., High Point
Katie Feenstra, C, Soph., Liberty
Kristal Tharp, G/F, Soph., Liberty
Amanda Neby, F, Jr., Radford

2003-04

Katie Feenstra, C, Jr., Liberty
Lindsey Boyett, G, Sr., Birmingham-Southern
Nikki Reddick, G, R-Sr., Coastal Carolina
Kristal Tharp, G/F, Jr., Liberty
Amanda Neby, F, Sr., Radford

2004-05

Katie Feenstra, C, Sr., Liberty
Katie O'Dell, F, Jr., High Point
Kristal Hood, G, Jr., UNC Asheville
Charlena Martin, G, Sr., High Point
Kristal Tharp, G/F, Sr., Liberty

2005-06

Katie O'Dell, F, Sr., High Point
Kristal Hood, G, Sr., UNC Asheville
Kim Turner, F/G, Sr., Coastal Carolina
Stacey Anthony, G, Sr., Birmingham-Southern
Allyson Fasnacht, G, Soph., Liberty
Corrie Fertitta, F, Soph., Radford

2006-07

Megan Frazee, F, Soph., Liberty
Leslie Cook, G, Sr., High Point
Ashley Fann, F, Soph., Winthrop
Sarah Stephens, C, Sr., Radford
Allyson Fasnacht, G, Jr., Liberty

2007-08

Megan Frazee, F, Jr., Liberty
Kelli Darden, C, Sr., Radford
Corrie Fertitta, F, Sr., Radford
Ashton Barton, G, Sr., UNC Asheville
Ashley Fann, F, Jr., Winthrop

2008-09

Megan Frazee, F, Sr., Liberty
Ashley Fann, F, Sr., Winthrop
Moriah Frazee, F, Sr., Liberty
Pamela Tolbert, G, Sr., Charleston Southern
Johnette Walker, G, Sr., Radford

2009-10

Jurica Hargraves, G, Jr., High Point
Mackenzie Maier, F/C, Jr., High Point
Margaret Roundtree, F, Sr., Gardner-Webb
Kymesha Alston, F, R-Sr., Radford
Dominique Hudson, G, Jr., Gardner-Webb

2010-11

Devon Brown, G/F, R-Soph., Liberty
Dominique Hudson, G, Sr., Gardner-Webb
Sydney Moss, G/F, Sr., Coastal Carolina
Katie Tull, G, Sr., Charleston Southern
Avery Warley, F, R-Jr., Liberty

2011-12

Avery Warley, C, R-Sr., Liberty
Devon Brown, G/F, R-Jr., Liberty
Shamia Brown, G, Sr., High Point
Da'Naria Erwin Spencer, G, Jr., Radford
Dequesha McClanahan, G, Soph., Winthrop

2012-13

Dequesha McClanahan, G, Jr., Winthrop
Devon Brown, G/F, R-Sr., Liberty
Cheyenne Parker, C, Jr., High Point
Da'Naria Erwin Spencer, G, Sr., Radford
Erin Reynolds, G, Sr., High Point

2013-14

Dequesha McClanahan, G, Sr., Winthrop
Kiera Gaines, G, Jr., Campbell
Stacia Robertson, F, R-Jr., High Point
Daeisha Brown, G, Soph., Longwood
Emily Frazier, G, R-Jr., Liberty
Karlee Taylor, G, Sr., Presbyterian
Schaquilla Nunn, F/C, R-Soph., Winthrop

2014-15

First-Team

Kaylah Keys, G, Soph., High Point
Stacia Robertson, F, R-Sr., High Point
AJ Jordan, G, Sr., Coastal Carolina
Ashley Rininger, F/C, R-Jr., Liberty
Erica Williams, G/F, Soph., Winthrop

Second-Team

Kiera Gaines, G, Sr., Campbell
Daeisha Brown, G, Jr., Longwood
Schaquilla Nunn, F/C, R-Jr., Winthrop
Paige Love, G, Jr., UNC Asheville
Ayana Avery, G, Sr., Radford

2015-16

First-Team

Ashley Rininger, F/C, R-Sr., Liberty
Erica Williams, G/F, Jr., Winthrop
Schaquilla Nunn, F/C, R-Sr., Winthrop
Kaylah Keys, G, Jr., High Point
Aisha Foy, G, Sr., Radford

Second-Team

Sadalia Ellis, G, Sr., Liberty
Olivia Parker, F, Sr., Gardner-Webb
Aliyah Kilpatrick, G, R-Jr., Winthrop
Raven Williams, G, Sr., Longwood
RaeChaun Edwards, G, R-Sr., Campbell

2016-17

First-Team

Chatori Major, G, Sr., UNC Asheville
Erica Williams, G/F, Sr., Winthrop
Kaylah Keys, G, Sr., High Point
Janayla White, F, Jr., Radford
Tianna Knuckles, G, Sr., UNC Asheville

Second-Team

Alyssa Mann, G, R-Sr., Charleston Southern
Taylor Petty, G, Soph., Presbyterian
Cortney Storey, G, Jr., Presbyterian
Aianna Kelly, G, Sr., Presbyterian
Emma Bockrath, G, Soph., High Point



WOMEN'S BASKETBALL PRESEASON ALL-CONFERENCE

2017-18

First-Team

Emma Bockrath, G, Jr., High Point
Keyen Green, F, Soph., Liberty
Jayda Worthy, F, Sr., Radford
Janayla White, F, Sr., Radford
Courtney Storey, G, Sr., Presbyterian College

Second-Team

Ke'Asia Jackson, G, Jr., Charleston Southern
Summer Price, G, Sr., Campbell
Tierra Huntsman, G, R-Sr., Gardner-Webb
Khaila Webb, G, Sr., UNC Asheville
MaKala Rouse, F, Sr., Campbell

2018-19

First-Team

Emma Bockrath, G, Sr., High Point
Destinee Walker, G/F, Sr., Radford
Jessica Wall, G, Sr., UNC Asheville
Kacie Hall, G, Jr., Presbyterian College
K'Lynn Willis, G, Sr., Hampton

Second-Team

Weknyne Dumorne, F, Jr., Charleston Southern
Shea Morgan, F, Sr., High Point
Ky'Asia Stanford, G, Sr., Gardner-Webb
Lydia Rivers, F, R-Jr., Radford
Rachel Burns, G, Sr., Charleston Southern

2019-20

First-Team

Ashley Bates, G, Sr., Hampton
Carley Plentovich, G, Sr., Gardner-Webb
Sonora Dengokl, G, R-Sr., UNC Asheville
Sydney Nunley, C, R-Sr., Radford
Dayna Rouse, F, Sr., Longwood

Second-Team

Khiana Johnson, G, Sr., Radford
Laren VanArsdale, G, Soph., Hampton
Kacie Hall, G, Sr., Presbyterian College
ShyAnne Tuelle, G, Soph., Campbell
Hayley Barber, G, Sr., Campbell

2020-21

First-Team

Skyler Curran, G, Jr., High Point
Laren VanArsdale, G, Jr., Hampton
Kyle McMakin, G, Soph., Longwood
Nylah Young, F, Soph., Hampton
Nadiria Evans, G, Sr., UNC Asheville

Second-Team

Trinity Johnson, G, Jr., Presbyterian College
Taya Bolden, F, R-Sr., Campbell
ShyAnne Tuelle, G, Jr., Campbell
Luana Serranho, G, Jr., Campbell
Amele Ngwafang, F, Jr., Radford

PRESEASON PLAYERS OF THE YEAR

1996-97	Vicki Giffin, UNC Asheville
1997-98	Elena Kisseleva, F, Soph., Liberty
1998-99	Elena Kisseleva, F, Jr., Liberty
1999-00	Elena Kisseleva, F, Sr., Liberty
2000-01	Michelle Fricke, F/C, Soph., Liberty
2001-02	Michelle Fricke, F/C, Jr., Liberty
2002-03	Nikki Reddick, G, R-Jr., Coastal Caro.
2003-04	Katie Feenstra, F, Jr., Liberty
2004-05	Katie Feenstra, F, Sr., Liberty
2005-06	Katie O'Dell, F, Sr., High Point
2006-07	Megan Frazee, F, Soph., Liberty
2007-08	Megan Frazee, F, Jr., Liberty
2008-09	Megan Frazee, F, Sr., Liberty
2009-10	Jurica Hargraves, G, Jr., High Point
2010-11	Devon Brown, G/F, R-Soph., Liberty
2011-12	Avery Warley, C, R-Sr., Liberty
2012-13	Dequesha McClanahan, G, Jr., Winthrop
2013-14	Dequesha McClanahan, G, Sr., Winthrop
2014-15	Kaylah Keys, G, Soph., High Point
2015-16	Ashley Rininger, F/C, R-Sr., Liberty
2016-17	Chatori Major, G, Sr., UNC Asheville
2017-18	Emma Bockrath, G, Jr., High Point
2018-19	Emma Bockrath, G, Sr., High Point
2019-20	Ashley Bates, G, Sr., Hampton
2020-21	Skyler Curran, G, Jr., High Point



WHATEVER IT TAKES



DKI®

RESTORING PROPERTY
SINCE 1974

24-HOUR
EMERGENCY SERVICES
866-277-2977
DKISERVICES.COM

At DKI Services, our main “goal” is restoring your peace of mind. We are on call and ready to respond 24 hours a day, seven days a week, including all holidays. From mitigation and remediation to recovery and reconstruction, DKI can guarantee the highest quality residential or commercial disaster restoration services possible. We are equipped with the finest tools, best practices and many resources that allow our national emergency response teams to handle any size loss from start to finish.



WATER
DAMAGE



MOLD & ENVIRONMENTAL
REMEDIATION



FIRE &
SMOKE



INFECTIOUS DISEASE
CONTROL



STORM
DAMAGE



CATASTROPHE
RESPONSE



PERSONAL PROPERTY
RESTORATION



TREE
REMOVAL

S^{BIG}OUTH®



IICRC
Institute of Inspection, Cleaning
and Restoration Certification



ISO9001:2015
Certificate Registration No. 2019 - 550



Contract Holder