



SOUTH BIG SOUTH FOOTBALL

WHERE **WINNERS** ARE MADE





BIG SOUTH CONFERENCE

7233 Pineville-Matthews Road, Suite 100
Charlotte, NC 28226
Phone: (704) 341-7990
Fax: (704) 341-7991
www.BigSouthSports.com

Founded.....	1983
President.....	Mary K. Grant, UNC Asheville
Vice President.....	W. Taylor Reveley IV, Longwood University
Commissioner.....	Kyle B. Kallander
Deputy Commissioner.....	Jeff Jackson
Assistant Commissioner - Compliance.....	Stephen Dolan
Assistant Commissioner - Public Relations.....	Mark Simpson
Director of Championships.....	Matt VanSandt
Director of Broadcast Services & Development.....	Mark Bryant
Director of Digital Media.....	Emily Dassel
Assistant Director of Public Relations.....	Brandon McGinnis
Coordinator of Football Officials.....	Dennis Hennigan

Member Institutions (10): Campbell University, Charleston Southern University, Gardner-Webb University, High Point University, Liberty University, Longwood University, Presbyterian College, Radford University, UNC Asheville, Winthrop University.

Associate Members: Monmouth University (football), Kennesaw State (football)

Future Football Members: Campbell University (2018), University of North Alabama (2019)

Geographical Breakdown (3 states): *North Carolina (4)* - Campbell University, Gardner-Webb University, High Point University, UNC Asheville; *South Carolina (3)* - Charleston Southern University, Presbyterian College, Winthrop University; *Virginia (3)* - Liberty University, Longwood University, Radford University.

CREDITS

The 2017 Big South Conference Football Media Guide was produced by the Big South Conference Public Relations Department. Copyright 2017, The Big South Conference. All Rights Reserved. Layout, Design, Writer and Editor: Mark Simpson. Cover Design: Brandon McGinnis. Assistance was provided by Mark Bryant and Matt VanSandt. A special thanks to the Big South Conference Football Sports Information Directors and Assistant SIDs for providing material critical to this publication. Photos courtesy of Big South member institutions, Sideline Sports, Rick Yeatts, Arizona Cardinals, Carolina Panthers, Dallas Cowboys, Houston Texans, Jacksonville Jaguars/Rick Wilson, Philadelphia Eagles, Pittsburgh Steelers/Karl Roser, San Francisco 49ers, St. Louis Rams/Scott Rovak, and Washington Redskins/Garrett Campbell. **Information in this guide is accurate as of August 23, 2017.**



TABLE OF CONTENTS

GENERAL INFORMATION

Big South Conference Directory.....	1
Media Information.....	2-3
Big South History and Overview.....	4-5
Big South Football History.....	6-10
Big South Commissioner Kyle B. Kallander.....	11
Big South Conference Hall of Fame.....	12

2017 FOOTBALL PREVIEW

Preseason All-Conference Team, Preseason Poll.....	13
Notes and Information.....	14-15
2017 Composite Schedule.....	16
FCS Playoff Bracket.....	17

TEAM INFORMATION

Charleston Southern University.....	18-21
Gardner-Webb University.....	22-25
Kennesaw State University.....	26-29
Liberty University.....	30-33
Monmouth University.....	34-37
Presbyterian College.....	38-41
Campbell University.....	42-43
University of North Alabama.....	44

2016 YEAR-IN-REVIEW

Standings/Results.....	46
Players of the Week, All-Conference, Weekly Polls.....	47
National & Regional Honors.....	48
Final Team Statistics -- Big South, NCAA.....	49-50
Final Individual Statistics -- Big South, NCAA.....	51-52

FOOTBALL HISTORY & RECORDS

Year-by-Year Standings & Results.....	53-67
FCS Opponent History, vs. 2017 Opponents.....	68-69
Big South FCS Playoff History.....	70-77
Annual Award Winners, All-Academic Teams, All-Decade Team.....	78-79
All-Time All-Conference Honors.....	80-85
All-Time Players of the Week.....	86-90
All-Time National Honors & Awards.....	91-98
Big South Players in the NFL.....	99-102
All-Time Preseason Polls, Preseason All-Conference History.....	103-105
Annual Statistical Leaders; NCAA Stat Champions.....	106-113
Rushing Records.....	114-117
Passing Records.....	118-122
Total Offense Records.....	123-124
Receiving Records.....	125-127
Defensive Records.....	128-133
Scoring Records.....	134-137
Placekicking/Punting Records.....	138-142
Kick Return Records.....	143-146
All-Purpose Records.....	147
Miscellaneous Records.....	148-149
Big South FCS Playoff Game Records.....	150-153
Coaching History, Team-by-Team Annual Won-Loss Records.....	154-155
All-Time Win Records.....	156
All-Time Attendance Records.....	157
All-Time Week-by-Week National Top 25 Rankings.....	158-161

The 2017 Big South Conference Football Media Guide has been prepared to assist media members in their coverage of Big South Football. We trust most of your questions will be answered in the pages of this guide. However, should you need additional information or assistance, please feel free to contact **MARK SIMPSON** at 704-341-7990 (office), 704-574-0023 (cell), at marks@bigsouth.org or @BigSouthSID. We appreciate your interest and coverage in Big South Conference Football, and look forward to working with you throughout the season.

WEEKLY REPORTS • The Big South Conference public relations office produces a weekly football report featuring updated standings, scores and notes from around the league every Monday. The report is available after 5:00pm ET each week and sent to the media via email distribution, as well as online in PDF format at BigSouthSports.com on the football page. The Big South also issues a "preview" release each week detailing information on that week's upcoming games.

WEEKLY AWARDS • Each Monday during the season, the Big South selects an Offensive, Defensive and Special Teams Player of the Week, as well as a Freshman of the Week. The weekly awards are announced no later than 2:00pm on Mondays, in addition to being available with the full weekly report.

STATISTICS • Team and individual statistics for all games will be updated each Sunday morning during the season and are available to the media online at BigSouthSports.com.

MULTIMEDIA • Through a new partnership with SIDEARM, the Big South Conference maintains a progressive website, which contains all the latest information and statistics about the league's members and its 19 Division I sports. The website can be accessed at www.BigSouthSports.com on any device -- all major platforms are supported. In addition, the Conference can be followed on social media (see page 3 for more details on the league's social platforms).

ELECTRONIC MAIL • The Big South Conference maintains an email database for its media members. If you would like to receive the weekly reports and other information via email, please send your name, email address and your media outlet to marks@bigsouth.org. Statistics will also be available via email upon request.

CHAMPIONSHIP INFORMATION • The Big South Conference will declare the team with the best Conference won-loss record its 2017 champion. In the event of a tie, co-Champions will be declared. The Big South champion receives an automatic bid to the FCS playoffs, and if necessary, the league will utilize its tie-breaking procedure to determine the recipient of its automatic bid qualifier. For more information on the tiebreaker procedure, contact Mark Simpson at 704-341-7990 or marks@bigsouth.org.

ANNUAL AWARDS • At the conclusion of the regular season, select media members will be invited to vote for the football All-Conference first and second teams, Offensive Player of the Year, Defensive Player of the Year, Freshman of the Year and Coach of the Year. Also selected at the end of the season will be the All-Academic team and Scholar-Athlete of the Year, which is voted on by the Big South Sports Information Directors.

SCHOOL-BY-SCHOOL MEDIA INFORMATION • Each school has its own policies and procedures regarding the media. Please contact the Conference office or the institution's Football Contact (see right) if you have any questions regarding media procedures.

INTERVIEWS & STUDENT-ATHLETE CONTACT • All media are discouraged from contacting student-athletes directly via Social Media or other forms of communication, and are respectfully reminded to work with each school's SID office in a professional manner to make the necessary arrangements.

CREDENTIALS & PRESS BOX DECORUM • Credentials for regular-season games are the responsibility of the host institution, and such requests should be made through the respective Sports Information Director. The press box and the media workrooms at all Big South Conference football stadiums are designed to be designated work areas for media and statisticians. No cheering will be tolerated. The Big South Conference and its member institutions reserve the right to remove anyone from its press facilities.



MARK SIMPSON
Big South Conference
Office: 704-341-7990
Cell: 704-574-0023
marks@bigsouth.org
@BigSouthSID
www.BigSouthSports.com
Fax: 704-341-7991



SETH MONTGOMERY
Charleston Southern
Office: 843-863-7853
Cell: 843-259-4434
smontgomery@csuniv.edu
www.csusports.com
Press Box: 843-863-7661




MARC RABB
Gardner-Webb
Office: 704-406-4355
Cell: 704-974-3662
mrabb@gardner-webb.edu
www.gwusports.com
Press Box: 704-406-3576



MIKE DeGEORGE
Kennesaw State
Office: 470-578-7589
Cell: 404-263-9478
mdegeorg@kennesaw.edu
www.ksuowls.com
Press Box: n/a



TODD WETMORE
Liberty
Office: 434-582-2292
Cell: 434-841-8974
twetmore@liberty.edu
www.LibertyFlames.com
Press Box: 434-582-4628



GREG VISCOMI
Monmouth
Office: 732-571-4447
Cell: 732-966-5821
gviscomi@monmouth.edu
www.MonmouthHawks.com
Press Box: 732-571-4400



DAVIS SIMPSON
Presbyterian College
Office: 864-833-7095
Cell: 864-884-2157
dasimpson@presby.edu
www.gobluehose.com
Press Box: 864-938-4040

STREAMING
LIVE
**2017 BIG SOUTH EXCLUSIVE FOOTBALL EVENTS ON
ESPN3, STADIUM & COLLEGE FOOTBALL DOWN SOUTH**

DATE	GAME	TIME	NETWORK/AFFILIATES
Sept. 2	Lafayette at Monmouth	3:00pm	ESPN3
Oct. 14	Charleston Southern at Presbyterian Kennesaw State at Liberty	12:00pm 6:00pm	Stadium ESPN3
Oct. 21	Gardner-Webb at Kennesaw State	7:00pm	ESPN3
Oct. 28	Liberty at Gardner-Webb Kennesaw State at Presbyterian Monmouth at Charleston Southern	12:00pm 2:30pm 6:00pm	Stadium College Football Down South ESPN3
Nov. 4	Presbyterian at Monmouth Charleston Southern at Gardner-Webb	1:00pm 1:30pm	ESPN3 College Football Down South
Nov. 11	Gardner-Webb at Monmouth Charleston Southern at Kennesaw State Presbyterian at Liberty	12:00pm 3:30pm 3:30pm	Stadium ESPN3 College Football Down South
Nov. 18	Wildcard Selections (14-21 days in advance)	TBD	ESPN3 / College Football Down South

See page 16 for the full 2017 broadcast composite schedule

The Big South Conference's 2017 television slate features 45 games spanning every week of the campaign -- nearly 90 percent of the entire schedule -- with 14 total games exclusively on **ESPN3**, **Stadium** and **7Comm/Princeton Media Group**.

ESPN3, ESPN's live multi-screen sports network, will exclusively deliver seven games this year, including a "Wildcard" selection the final week of the regular-season. Coverage of that game will be determined 14-21 days in advance. Stadium will televise three exclusive contests, which will all be noon kickoffs. 7Comm/Princeton Media Group is a new television partner in 2017, and will produce and air four football broadcasts on a new regional network of broadcast TV stations named "**College Football Down South**." The 14 exclusive telecasts appear to the left.

In addition, Big South members will also appear on ESPN3 outside of the conference's television package, as well as other notable outlets such as ACC Network Extra, SEC Network and FS2.

All home games not exclusive to ESPN3, Stadium, College Football Down South or the Big South Network will be shown as part of the Big South Network "shared" option, in which Big South Network broadcasts can be simulcast via other outlets -- such as Peachtree TV in Atlanta, and the Liberty Flames Sports Network (LFSN), and vice versa. Additional broadcasts may be added during the season.

All Big South home games will again utilize instant replay through a partnership with DVSPORT.

BIG SOUTH MULTIMEDIA PLATFORMS

The Big South Conference officially re-launched **www.BigSouthSports.com** on July 25, 2016 via a new three-year partnership with SIDEARM Sports. The site features large imagery, more emphasis on the student-athlete, easy navigation, improved social media access, a dedicated Big South Network portal with availability on Roku, and a new in-progress live scoreboard.

The re-freshed look continues to offer all visitors a "one size fits all" experience, one that can be seen through the web browsers of phones, tablets, laptops or desktops that adapt to best fit the desired display -- all major platforms are supported. A "Watch" portal for the Big South Network features live and on-demand video, as well as simpler access to specific events. The Big South Network is also available as a Roku channel, and since becoming a free-viewing model in 2013, the Big South Network has had more than 1.25 million unique viewers in that time span.

The improved site continues to deliver the high level of information fans have come to expect, including news releases, statistics, schedules and standings, with more original video features, expanded video integration within stories, and an improved Championship Central destination. An in-progress live scoreboard is available for most Big South home events with Live Stats, plus quicker statistics and standings updates are part of the improvements. The re-designed social media integration allows visitors to view the league's most recent posts on Twitter, Facebook, Instagram and YouTube all from the main website, with separate icons to click on each account.

The Big South introduced its new Twitter handle, **@BigSouthGameDay**, in July 2017, which enhances in-game coverage of the conference's 19 sports -- including Championships and other postseason events, and supplements the conference's primary account, **@BigSouthSports**.


The **@BigSouthGameDay** account will provide updates on all happenings within the playing field and competition, while **@BigSouthSports** will be the main source for news, award announcements -- including Player of the Week winners and postseason honorees -- plus video content and other tidbits from around the league.



Founded in 1983, the Big South Conference is an exemplary leader in college athletics, dedicated to developing student-athletes through the pursuit of excellence in the classroom, community and field of play. The league's growing presence as an NCAA Division I athletic conference is made evident by its multitude of athletic accomplishments, innovative marketing and media partnerships, increased television packages and most importantly, its commitment to fostering the academic, personal, social, athletic and leadership development of its student-athletes. Comprised of 10 member institutions sharing a common geographic region and similar academic values and purposes, the Big South's remarkable history of achievement is characterized by the league's 19 championship sports and the profound academic and life successes of its more than 3,500 student-athletes. This has evolved into the conference's "Where Winners Are Made" mantra as part of a new strategic emphasis on becoming the premiere non-FBS conference in the Southeast.

Since 2000, the Big South Conference has experienced its most pivotal accomplishments in the league's history both athletically and academically, such as:

- NCAA Baseball National Champion in 2016
- Six individual National Champions
- Two top 10 finishes in the NCAA Men's Golf Championship -- including fifth in 2007
- The No. 1 ranked team in the national polls in 2014 and 2015 (football)
- Reached the quarterfinals of the FCS Playoffs three consecutive years (2013, 2014, 2015)
- Multiple teams in the FCS playoffs three times since 2012
- Reached the NCAA "Sweet 16" in men's soccer, women's basketball, baseball and women's lacrosse
- Three NCAA Men's Basketball Tournament wins
- Reached the NCAA Softball Regional Championship game four times
- Three Top 24 finishes in the NCAA Women's Golf Championship since 2011
- The No. 1 seed in the NCAA Baseball Regionals four times, including the national No. 4 seed in 2010
- Three berths in the NCAA Baseball Super Regionals
- Multiple teams in the NCAA Baseball Regionals eight times
- Qualified three teams for NCAA postseason play in the same sport for the first time in 2016 (men's soccer, men's golf)
- Multiple postseason berths in at least four sports for four straight years
- First appearance in the round of 32 in the NCAA Men's Singles Championship
- First All-Americans in men's and women's cross country
- The first-ever national finalist for NCAA Woman of the Year
- A Big South-record 13 Academic All-Americans in 2003-04 and 2013-14
- A Big South-record 24 NCAA Public Recognition Awards for APR Success in 2017
- A Big South-record 85 percent Graduation Success Rate two consecutive years (2014 and 2015)
- A Big South-record 42 All-Americans in 2011-12



On April 24, 1983, Charleston Southern (then Baptist College) Athletic Director Howard Bagwell and Augusta President George Christenberry began recruiting members into the fledgling league, and less than four months later on August 21, the Big South Conference was formed when Augusta, Charleston Southern, Campbell, Coastal Carolina and Winthrop committed to the new conference. One month later, Dr. Edward M. Singleton was selected as the league's first Commissioner and continued to solicit new members. His efforts led to the additions of Armstrong State, Radford and UNC Asheville, giving the Big South more than the required six members to constitute an official conference. The Big South's first year of competition was in the Fall of 1984, and in September 1986, the Big South Conference was granted full-fledged NCAA Division I status.



During its infancy and prior to securing automatic bids to NCAA Championships, the Big South made early strides in earning at-large berths in several national postseason events, including volleyball, women's basketball and women's golf. In 1989, George F. "Buddy" Sasser replaced the retiring Dr. Singleton as Commissioner, and in 1990, the league received its first automatic bid -- an automatic qualifier to the NCAA Baseball Championship. Under Sasser's seven years of leadership, the conference implemented its public relations and compliance programs, and introduced its first-ever men's basketball television package.



In August 1996, Kyle B. Kallander replaced Sasser as the league's third Commissioner, and in his 20-plus years at the helm of the Big South, Kallander has been instrumental in aggressively promoting the conference to unprecedented heights. During his tenure, men's and women's indoor track & field (1997), football (2002) and women's lacrosse (2013) were added as sponsored sports. The conference has also enjoyed record levels in marketing revenue, in addition to extensive television coverage for women's basketball, baseball, softball, men's and women's soccer, volleyball and women's lacrosse for the first time. The league as a whole has enjoyed increased national television exposure through aggressive and unique television packages. Conference membership has solidified with the additions of High Point, Gardner-Webb, Presbyterian College and Longwood, plus the return of charter member Campbell University. Kallander's long range vision has also included technological advancements, as the conference introduced its first live streaming event in 2005 and has consistently provided video offerings of more than 800 annually through a partnership with the member institutions, as well as the creation of several online and social media platforms. Ongoing equipment upgrades will allow these productions to become "TV-ready" in the near future, while the emphasis on video integration has allowed the conference to expand its reach globally as well as serve as a model for peer conferences to emulate. Kallander has also pushed initiatives around student-athlete wellness, such as an annual Health & Safety Summit that began in 2016.



Under Kallander's leadership, the Big South developed and initiated its first long-range strategic plan, re-affirming the league's vision as a distinctive athletic conference committed to the quality of institutional life through athletic competition. An updated strategic plan was launched in 2015 with the objective to transform the Big South Conference into the premiere non-FBS conference in the Southeast. The primary areas of focus are basketball success, media exposure, academic centrality, student-athlete experience and messaging/branding. In 2017, the league overhauled its identity with the most comprehensive rebrand in the 33-year history of the Big South Conference. The rebrand included a new brand identity featuring an adjusted color scheme, the introduction of a secondary logo and an extensive advertising campaign to enliven the conference's distinct values, its roots in the Southeast region of the United States and its vision for the future. The foundation of the rebrand was built from the conference's Live, Love and Life pillars, which are externally expressed through the conference's new "Where Winners Are Made" mantra.



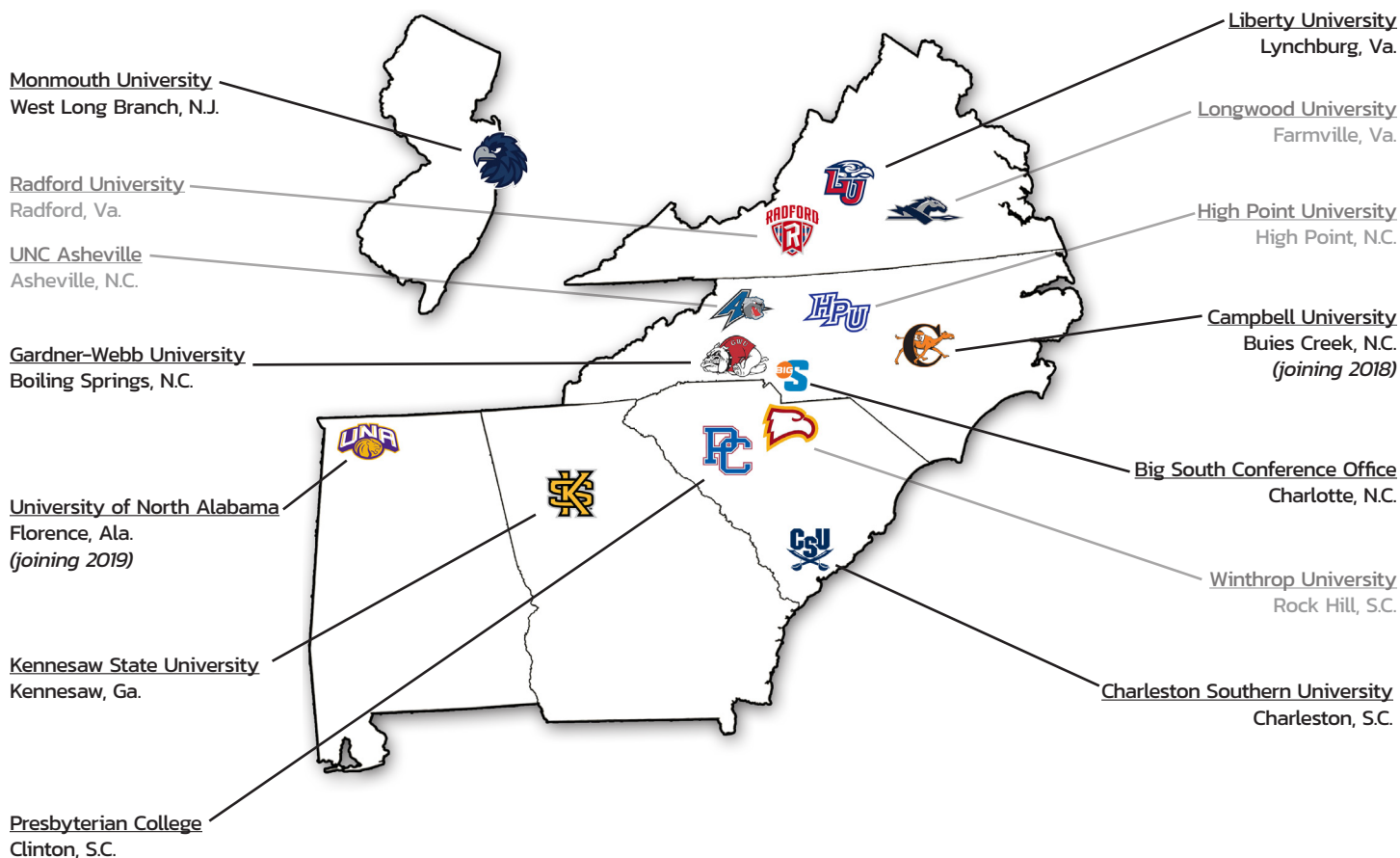
Crafted in collaboration with conference leadership and student-athletes, the tagline (and corresponding #BigSouthMade hashtag) embodies and affirms the Big South's commitment to developing student-athletes for profound success through Division I collegiate athletics and transformative academics.

Prominent Big South athletic alumni include multi-Olympians Amber Campbell and Taylor Milne; 2016 U.S. Open Champion Dustin Johnson; former American League All-Star Ty Wigginton; Cleveland Indians pitcher Cody Allen; Oakland Athletics pitcher Ryan Dull; Washington Redskins cornerback Josh Norman, NFL running back and "Dancing with the Stars" champion Rashad Jennings; three-time NFL Pro Bowler Justin Bethel and WNBA veteran Avery Warley. Distinguished alumni from Big South member institutions include Charlotte Hornets President Fred Whitfield (Campbell), U.S. Senator Tim Scott (Charleston Southern), Basketball Hall of Famer Artis Gilmore (Gardner-Webb), Grammy-award winning singer/songwriter Donna Fargo (High Point), ESPN personality Samantha Ponder (Liberty), former LPGA player Tina Barrett (Longwood), HGTV President Jim Samples (Presbyterian), former U.S. National Men's Soccer Team member Dante Washington (Radford), former Weather Channel anchor Kristina Abernathy (UNC Asheville) and actress Andie MacDowell (Winthrop).










The Big South celebrated its 25th Anniversary in 2008-09 with the Top 25 "Best of the Best" moments in its quarter-century history, with Liberty University's 10-year women's basketball championship run from 1996-2007 being crowned the No. 1 moment of the league's first 25 years. As part of the league's 30th anniversary celebration in 2013-14, All-Decade Teams were recognized for the first time in each sport. The conference's on-field accomplishments have been duplicated in the classroom. For the past three years, more than 50 percent of conference's student-athletes have been named to the Big South's Presidential Honor Roll for maintaining a 3.0 grade-point average for the academic year -- including a record 59.69 percent in 2016-17 -- and the league has experienced year-to-year APR improvement over the past four years.

THE BIG SOUTH CONFERENCE FOOTPRINT



Institutions listed in grey do not play football in the Big South ... Gardner-Webb University joined the Big South Conference full-time on July 1, 2008 ... Presbyterian College became a full-fledged NCAA Division I member on August 2, 2012 ... Charter member Campbell University, which re-joined the Big South Conference as full members in 2011-12, is playing its final season of FCS non-scholarship football in the Pioneer League and will join Big South football in 2018 ... Monmouth University is in its fourth year as an associate football member, while Kennesaw State University is in its third year as an associate football member ... North Alabama will begin its Big South associate membership in 2019 ... The Big South Conference office is headquartered on the south side of Charlotte, N.C. Originally located in Myrtle Beach, S.C., the office moved to Winthrop University in 1996 on an interim basis until the first Charlotte location was ready in late 1997.

 Approximate Mileage Between Football-Playing Institutions						
CHARLESTON SOUTHERN		227	327	410	737	156
GARDNER-WEBB	227		219	253	656	73
KENNESAW STATE	327	219		457	866	192
LIBERTY	410	253	457		395	313
MONMOUTH	737	656	866	395		723
PRESBYTERIAN COLLEGE	156	73	192	313	723	

The Big South Conference took a big step in its young history in the Fall of 2002 when, for the first time in its 19-year existence, the league crowned a football champion.

Football had always been a long range goal of the conference. In the early 1990s, football seemed on the horizon in the Big South, as Charleston Southern fielded its first team in 1991 and the conference added Liberty, which was already playing on the gridiron, as a new member. However, football never got off the ground in the early part of the decade as other issues came to the forefront, including the Big South's emergence as a basketball conference. The league was awarded its first automatic bid to the NCAA men's basketball championship in 1992 and football was put on the back burner while basketball began to flourish.

The idea was revived in 1997 when Elon joined the Big South. That gave the conference three full-time members with football programs -- half the number needed to be recognized as a conference by the NCAA. Two years later on Nov. 10, 1999, Coastal Carolina announced it would add football by the Fall of 2003. The wheels were set in motion to establish a conference home for the league's football-playing members.

After attempts to form a joint football conference with the ASUN Conference failed, the Big South began recruiting more members to join its fledgling football league. On May 23, 2001, the original dream became a reality when the Big South's Council of Chief Executive Officers voted unanimously to add football as the conference's 18th championship sport.

Shortly after the approval of football, the Big South's recruiting efforts paid off, as the addition of Gardner-Webb as an associate football member was announced on June 20, 2001. There were hopes that a four-team league could begin play later that Fall, but scheduling conflicts could not be worked out and the Fall of 2002 was designated as the kickoff for Big South Football. The Big South continued to look for additional members, with a goal of eventually having seven or eight playing members. On Dec. 10, 2001, one of the oldest programs in the state of Virginia -- Virginia Military Institute, announced it would join the Big South in all sports in 2003 and maintain the conference's football membership at five following Elon's departure.

The growth of Big South football has been exceptional since its inception 16 seasons ago. The formidable years of 2002-05 included great feats -- including the league's first win over the nation's No. 1 team in 2005 -- that set the tone for the future. The Big South's first true breakthrough onto the national landscape occurred in 2006 when league champion Coastal Carolina became the first football member to advance to the postseason when the Chanticleers received an at-large berth in the 16-team NCAA Division I Football Championship.

At that same time, the league progressed closer to cementing its status as a viable football conference as well as the coveted automatic bid

to the NCAA postseason. Big South administrators earned appointments to national NCAA committees starting in 2006, membership growth in 2008 featured Presbyterian College (full member), Stony Brook (associate member) and Gardner-Webb's addition as a full member, plus consistent nationally-ranked programs, notable non-conference victories, national award finalists and the league's first-ever NFL Draft picks (2007 and 2008). All the efforts came to fruition in the spring of 2008 when the NCAA announced the expansion of the FCS Playoffs from 16 to 20 teams in 2010, and granted the Big South an automatic bid starting that year -- boosting the conference into a new stratosphere.

Big South football has experienced remarkable and historic achievements since becoming an AQ conference in 2010, including:

- Three consecutive appearances in the FCS quarterfinals (2013-15)
- The No. 1-ranked FCS program in the nation in 2014 and 2015
- Multiple playoff teams three times
- Five consecutive seasons with a playoff victory
- Five FBS victories
- 69-38 record (=64.5 percent) against non-conference FCS opponents since 2013
- Runner-up for the Walter Payton National Player of the Year award (2012)
- Three teams ranked in the national Top 25 polls in the same week twice (2013 and 2015)
- 78 consecutive weeks with a nationally-ranked member, dating back to Week 9 of the 2011 season.
- Multiple nationally-ranked programs 34 times (since 2013), including two Top 10 teams for the first time in 2015
- Six seasons with an NFL Draft pick, including league-record three selections in 2014

While the inevitable trickle-down impact of conference realignment has reached the Big South in recent years, the league continues to prosper with the recent additions of Monmouth and start-up program Kennesaw State, plus the incoming membership of Campbell in 2018.

In 2016, the Big South and ASUN created a partnership that guarantees a football "home" within the Big South Conference for ASUN members that play scholarship football, and that collaboration has led to the addition of North Alabama in 2019 -- allowing the Big South to remain poised for future expansion.

With its seismic growth and playoff-caliber programs, the Big South continues to be a major national competitor in FCS football with an everlasting eye on the ultimate prize -- a National Championship.


BIG SOUTH FOOTBALL ... BY THE NUMBERS

- 1** – Nation's No. 1-ranked program in FCS Coaches poll in 2014 & 2015 (10 total weeks)
- 3** – Consecutive FCS quarterfinal appearances (2013-15)
- 3** – NFL Pro Bowl Selections in 2015 (Justin Bethel, Josh Norman, Mike Tolbert)
- 4** – Original teams in 2002 (Charleston Southern, Elon, Gardner-Webb, Liberty)
- 5** – Wins over FBS opponents (all since 2010)
- 10** – NFL Draft picks (all since 2007)
- 11** – FCS Playoff appearances (8-11 record)
- 12** – Record for most wins in a season (accomplished twice)
- 13** – Times a Big South member has faced No. 1 ranked FCS team (3-10 record)
- 20** – Former Big South players on 2017 NFL Training Camp rosters
- 26** – Times a ranked Big South team has played a ranked FCS opponent (12-14 record)
- 42** – Combined total of national finalists for Walter Payton Award (10), Buck Buchanan Award (13), Jerry Rice Award (6) and Eddie Robinson Award (13)
- 46** – Highest overall pick number of a Big South player in the NFL Draft (WR Jerome Simpson, 2nd round in 2008)
- 78** – Consecutive weeks with a member in the Top 25 national rankings (entering 2017 season)
- 193** – All-Americans since 2002
- 483** – Current Big South and previous FCS single-game record for most combined rushing yards by two teammates (twice in 2008; broken in 2012)
- 3,194,231** – Total attendance since 2002

MAY 23, 2001 – The Big South Conference announces that it will add football as its 18th championship sport, beginning with the 2002 season.

JUNE 20, 2001 – Gardner-Webb University is added as an associate football member.

AUGUST 31, 2002 – The Big South officially kicks off its first football season with four members: Charleston Southern, Elon, Gardner-Webb and Liberty. Gardner-Webb becomes the first squad to win a game in the Big South, defeating Morgan State 28-24 in the season opener.



OCT. 5, 2002 – Gardner-Webb and Liberty meet in the inaugural Conference game in Lynchburg, Va., with the Runnin' Bulldogs defeating the Flames, 31-21.

NOV. 9, 2002 – Gardner-Webb wins the inaugural Big South football championship.

MAY 2003 – The Big South signs its first TV agreement to televise Big South football on an annual basis.

SEPT. 19, 2004 – Former Gardner-Webb standout Jim Maxwell makes his NFL debut with the New York Giants against the Washington Redskins, becoming the first Big South football player to play in the NFL.

SEPT. 25, 2004 – Gardner-Webb defeats No. 25 Western Carolina in overtime, the Big South's first-ever win over a ranked opponent.

NOV. 20, 2004 – Coastal Carolina defeats Charleston Southern, 52-28, to claim its first Big South football championship in just its second year of existence. The Chants finished the season with a 10-1 record and 4-0 mark in the Conference.

SEPT. 10, 2005 – Coastal Carolina upsets No. 1-ranked James Madison, 31-27. The Chanticleers, the first Conference member to play the current No. 1 team in the nation, are the second Big South football team to defeat a ranked team.



OCT. 30, 2005 – Former Liberty RB Sam Gado becomes the second Big South player to play in the NFL when he debuts with Green Bay. Gado later was named the NFL's Rookie of the Month for November.

OCT. 31, 2005 – Coastal Carolina cracks the Top 10 in three national polls, the Big South's first-ever appearance in the top 10. Coastal is ranked 8th (ESPN/USA Today), 9th (The Sports Network) and 10th (Weekly Football Gazette).

APRIL 6, 2006 – Presbyterian College announces its plan to transition to Division I and join the Big South as a transitional member in 2008 and as full-fledged members in 2012-13.

SEPT. 23, 2006 – For the first time in Big South football history, a Big South member appears on the ESPN family of networks when Gardner-Webb's home game vs. Appalachian State is broadcast tape-delayed on ESPNU. The League will have two more broadcasts on ESPN properties during the 2006 regular-season (Liberty on ESPN360 and VMI on ESPN Classic).

NOV. 6, 2006 – For the first time, the Big South has two programs ranked in The Sports Network national Top 25 poll in the same week. Coastal Carolina is No. 16 and Charleston Southern is No. 24 in the country.



NOV. 19, 2006 – League champion Coastal Carolina becomes the first Big South member to receive a berth in the NCAA Division I Football Championship when the Chanticleers are selected to the 16-team field as an at-large participant. Coastal would fall to eventual national champion Appalachian State in the first round, 45-28.

APRIL 29, 2007 – Coastal Carolina QB Tyler Thigpen becomes the first player in Big South football history to be selected in the NFL Draft when he is selected by the Minnesota Vikings in the seventh round (217th overall).

APRIL 25, 2008 – The NCAA Board approves the funding for the expansion of the FCS Championship to 20 teams beginning in 2010, assuring every Automatic Qualifier eligible conference, including the Big South, will have access to the Championship.

APRIL 26-27, 2008 – The Big South has two players selected in the NFL Draft, a league first. Coastal Carolina wide receiver Jerome Simpson is selected by the Cincinnati Bengals in the second round with the 46th overall pick, while Gardner-Webb defensive end Brian Johnston is selected by the Kansas City Chiefs in the seventh round with the 210th overall pick.

AUGUST 30, 2008 – Seven former Big South football players are on NFL opening day rosters in some capacity: Gardner-Webb's Brian Johnston (Chiefs), Charleston Southern's Maurice Price (Chiefs), Liberty's Vince Redd (Patriots practice squad), Coastal Carolina's Jerome Simpson (Bengals), Coastal Carolina's Quinton Teal (Panthers), Coastal Carolina's Tyler Thigpen (Chiefs) and Coastal Carolina's Mike Tolbert (Chargers).



SEPT. 8, 2008 – Liberty's football team is ranked No. 25 in The Sports Network poll, the fifth-straight season the Big South has had a nationally-ranked football team.



NOV. 8, 2008 – Stony Brook's rushing duo of Edwin Gowins and Conte Cuttino set an NCAA FCS single-game record for most rushing yards gained by two players from the same team. Gowins and Cuttino combine for 483 rushing yards at Iona, and duplicate the output the following week vs. VMI. Gowins and Cuttino are also the first set of teammates in Big South history to rush for more than 200 yards in the same game in consecutive weeks, and are the first pair of teammates in League history to rush for 1,000 yards in the same season.



JAN. 24, 2009 – Liberty University running back Rashad Jennings becomes the first player in the Big South's football history to play in the annual Senior Bowl. The contest is college football's premier pre-draft event, annually featuring the nation's best senior collegiate football stars and top NFL draft prospects on teams coached by NFL coaching staffs. Jennings is a member of the winning South team, and leads the squad with 41 rushing yards.

APRIL 26, 2009 – For the third consecutive year, the Big South has a player selected in the NFL Draft when Liberty's Rashad Jennings is drafted in the seventh round (250th overall) by the Jacksonville Jaguars.



AUGUST 26, 2009 – Six of the seven Big South football teams receive votes in The Sports Network Preseason Top 25 poll, a Conference record for most teams receiving Top 25 votes in the same poll at any time during the season. With a record 160 ballots cast, Liberty (330), Coastal Carolina (52), Charleston Southern (12), Stony Brook (10), Presbyterian (2) and Gardner-Webb (1) each received at least one Top 25 vote, and Liberty finished just outside the Top 25 at No. 27. Liberty was No. 26 in the FCS Coaches Preseason Top 25 poll.

AUGUST 2, 2010 – The Big South Conference announces its largest football television package to date, as a league-record eight Conference football games will be televised during the 2010 season. Three games will air on SportSouth, three on ESPN3.com and two on MASN.

SEPT. 2, 2010 – In the college football season opener, Presbyterian College's 68-yard misdirection touchdown pass at Wake Forest is honored as the No. 1 "Top Play" of the day on ESPN's "SportsCenter." It is the first time in school history that the Blue Hose were shown on the nightly segment.

SEPT. 11, 2010 – The Big South Conference records the first-ever football wins over FBS opponents in Conference history when Gardner-Webb and Liberty defeat MAC schools on the road. Gardner-Webb is the first to accomplish the feat with its 38-37 in overtime at Akron, while Liberty wins 27-23 later that night at Ball State.



SEPT. 21, 2010 – Charleston Southern football player Jordan Lancaster is named to the 22-member Allstate AFCA Good Works Team -- college football's preeminent community service award representing all football classifications, becoming the first Big South student-athlete to be recognized with this achievement.

NOV. 20-21, 2010 – Coastal Carolina is awarded the Big South's first-ever automatic bid to the FCS Playoffs by virtue of the league's tiebreaker. The Chanticleers tied for first-place with Liberty and Stony Brook at 5-1 -- the first three-way tie in the League's nine-year football history. Coastal Carolina is awarded a first round home game against Western Illinois, becoming the first Big South football program to host a postseason contest.

JULY 11, 2011 – For the first time in Big South football history, two student-athletes are among the 20 preseason candidates for the annual Walter Payton Award in the same season, as Liberty teammates Mike Brown and Chris Summers are named to the initial Watch List.

JULY 25, 2011 – Charleston Southern defensive back Chris Kuzdale is among the 132 football student-athletes nationwide to be nominated for the annual Allstate AFCA Good Works Team®. Kuzdale is the third Big South player in four seasons to be nominated.

OCT. 4, 2011 – Presbyterian College defensive back Justin Bethel is added as a candidate for the Buck Buchanan Award, the top defensive honor in FCS. He is the fifth player in League history to be named to the list.



NOV. 15, 2011 – Coastal Carolina defensive back Josh Norman is named as one of 20 finalists for the Buck Buchanan Award, the top defensive award in FCS. Norman joins PC's Justin Bethel as a finalist, marking the first time in Big South history the Conference has two players named as official candidates for the Buchanan Award.

NOV. 21, 2011 – For just the second time in Big South history, the conference has two football teams nationally-ranked in the same week, as league champion Stony Brook is ranked No. 22/24 in the major polls, while Liberty is ranked No. 23/24. Coupled with Coastal Carolina's national ranking from Oct. 3-10, it marks the first time the Big South has ever had three members nationally-ranked in the same season.

NOV. 26, 2011 – Stony Brook rallies from 18 points down to defeat Albany, 31-28, in the first round of the FCS Playoffs, becoming the first Big South team to win a playoff game.

DEC. 8, 2011 – The Big South has two football student-athletes named CoSIDA Academic All-America in the same season for the first time. Liberty's Pat Kelly is voted to the First-Team, while Coastal Carolina's Marcus Lott is a Second-Team honoree.

JAN. 12, 2012 – Coastal Carolina's Josh Norman and Presbyterian College's Justin Bethel accept invitations to play in the 87th East-West Shrine Game, which will be played Jan. 21 in St. Petersburg, Fla. Norman would later accept an invitation to play in the Senior Bowl.



APRIL 28, 2012 – For the second time in Big South history, two football players are selected in the annual NFL Draft. Coastal Carolina's Josh Norman is selected by the Carolina Panthers in the fifth round (143rd overall), while Presbyterian College's Justin Bethel is chosen by the Arizona Cardinals in the sixth round (177th overall).

JUNE 25, 2012 – Liberty Director of Athletics Jeff Barber is named the Under Armour Southeast Region AD of the Year by the National Associate of Collegiate Directors of Athletics (NACDA). In addition, Jim Fiore of associate football member Stony Brook is named Northeast Region AD of the Year.

AUG. 2, 2012 – The NCAA Executive Committee grants Presbyterian College full-fledged membership in Division I, granting all 15 sports eligibility to compete for Big South and NCAA Tournaments, as well as access to the NCAA's revenue sharing program and other grants and scholarships.

AUG. 20, 2012 – The Big South Conference announces its largest football TV package ever, as a league-record 27 games will be televised during the 2012 season. Overall,



the Big South will appear on television every week of the season for the first time in the League's 11-year football history, and will also have a "Game of the Week" carried on ESPN3 during all seven weeks of the Conference season for the first time.

SEPT. 7, 2012 – The Big South has a record nine former football players on opening day NFL rosters (active, practice squad and/or reserve list), bettering the previous mark of seven.



SEPT. 29, 2012 – Stony Brook defeats Army, 23-3, becoming the third-ever Big South football member to defeat an FBS program. The win vaults Stony Brook to No. 13 in both the FCS Coaches poll and Sports Network poll, marking the first time a Big South football team was ranked in BOTH polls at this point in the season.

NOV. 18, 2012 – For the first time in the Big South's 11-year football history, the conference has two teams in the FCS Playoffs. Co-champion Coastal Carolina earned the League's automatic bid, while co-champion Stony Brook received an at-large berth into the 20-team field.

NOV. 19, 2012 – Liberty quarterback Josh Woodrum is the Big South's first-ever finalist for the two-year old Jerry Rice Award, which is the National Freshman of the Year honor in FCS.

NOV. 20, 2012 – For the first time in Big South history, two football coaches are named among the finalists for the Eddie Robinson Award as the National Coach of the Year. Coastal Carolina's Joe Moglia and Stony Brook's Chuck Priore are among the 20 finalists for the honor.



NOV. 25, 2012 – Coastal Carolina and Stony Brook each win their respective FCS Playoff First Round games, a first for the Big South. The Chanticleers win 24-14 at No. 22 Bethune-Cookman, while Stony Brook defeats No. 14/18 Villanova, 20-10.

DEC. 17, 2012 – Stony Brook running back Miguel Maysonet finishes as the Runner-Up for the Walter Payton Award, the highest standing for a Big South player in

the national player of the year voting.

JAN. 9, 2013 – For the third time in the League's 11-year football history, two teams are ranked in the final Top 25 national polls. Associate member Stony Brook is ranked No. 11 in The Sports Network poll and No. 12 in the FCS Coaches poll, while Coastal Carolina finishes at No. 24 in both rankings.

JAN. 19, 2013 – Charleston Southern's Charles James is named Defensive MVP of the inaugural Raycom All-Star Game following his two pass break-ups and two tackles. NFL scouts in attendance voted on the award.

FEB. 14, 2013 – The Big South adds Monmouth University as an associate member in football, effective in 2014.



MARCH 4, 2013 – The Big South Conference and ESPN announce a new seven-year television deal through 2019, which will expand the number of Big South events on ESPN platforms. Under the agreement, an average total of 62 Big South events will air annually on ESPN outlets, including a minimum 50 exclusive events on ESPN3. In addition, ESPN3 will now televise six events per season. At least 417 Conference events will appear on ESPN platforms during the life of the deal.

SEPT. 4, 2013 – The Big South Conference adds Kennesaw State as an associate member in football, beginning in 2015. The Owls will return the League to seven-playing football members upon entry.



SEPT. 14, 2013 – For the first time in league history, the Big South defeats two nationally-ranked football teams in the same week of the regular-season, as Gardner-Webb upsets No. 11/15 Richmond and Coastal Carolina wins at No. 25 Eastern Kentucky.

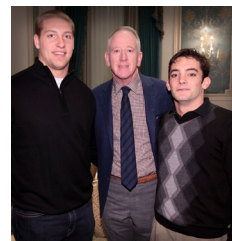
SEPT. 21, 2013 – Gardner-Webb blanks No. 8/10 Wofford in football, 3-0, becoming the first team in Big South history to defeat nationally-ranked opponents in consecutive weeks. The victory gives the Big South a League-record three wins over nationally-ranked teams in 2013.



SEPT. 23, 2013 – Gardner-Webb's football team enters the Top 25 national rankings for the first time in 11 seasons as it is ranked No. 25 in the FCS Coaches poll. Coupled with Coastal Carolina, it is the earliest time in League history that two Big South football teams are ranked in the same week.

SEPT. 24, 2013 – The Big South announces it will utilize instant replay for select football games in 2013 as part of a new agreement with DVSport. The Big South becomes just the third FCS Conference to use instant replay during the regular-season.

OCT. 7, 2013 – Charleston Southern enters the Top 25 national rankings for the first time since 2006 as the Buccaneers are ranked No. 25 in the FCS Coaches poll. CSU is the third Big South football team to be ranked in 2013, tying a League record for most Big South teams ranked at any point of a season.



OCT. 31, 2013 – Coastal Carolina football player Niccolo Mastromatteo is one of 16 student-athletes in all of college football to receive the National Football Foundation (NFF) National Scholar-Athlete Award. Each honoree receives an \$18,000 post-graduate scholarship.

NOV. 11, 2013 – For the first time in the Big South's football history, two teams are nationally-ranked inside the Top 15 in the same week. Coastal Carolina is ranked No. 9 and 11 in the two major polls, while Charleston Southern is ranked No. 12 and 13.

NOV. 19, 2013 – A League-record five individuals are named as finalists for the top national awards in FCS. Coastal Carolina's Lorenzo Taliaferro is a finalist for the Walter Payton Award as National Offensive Player of the Year. Teammate Quinn Backus and Gardner-Webb's Shaquille Riddick are finalists for the Buck Buchanan Award as National Defensive Player of the Year. Charleston Southern's Jamey Chadwell and Coastal Carolina's Joe Moglia are finalists for the Eddie Robinson Award as National Coach of the Year.

NOV. 30, 2013 – Coastal Carolina defeats Bethune-Cookman, 48-24, in the first round of the FCS Playoffs to mark the third consecutive season that the Big South has advanced to the second round of the postseason.

DEC. 7, 2013 – Coastal Carolina becomes the first football team in Big South history to reach the quarterfinals of the FCS Playoffs when the Chanticleers defeat No. 4/5 Montana, 42-35 in Missoula, Mont.



DEC. 27, 2013 – Former Big South football players Justin Bethel (Presbyterian) and Mike Tolbert (Coastal Carolina) are voted to the NFL Pro Bowl roster, becoming the Big South's first Pro Bowlers.

JAN. 3, 2014 – Former Coastal Carolina fullback Mike Tolbert is named to the Associated Press All-Pro team, becoming the first former Big South football player to receive the postseason honor.

JAN. 6, 2014 – Coastal Carolina's football team is ranked No. 7 in the final Top 25 polls, the Big South's highest ranking in the final polls and first time ending in the Top 10. Coupled with Charleston Southern's final ranking of No. 22/24, the Conference has two teams ranked in the final Top 25 polls for the third consecutive season.



JAN. 16, 2014 – Liberty head football coach Turner Gill is elected to the American Football Coaches Association (AFCA) Board of Trustees.

MAY 10, 2014 – A league-record three Big South football players are selected in the NFL Draft, tied for the second-most among FCS Conferences. Liberty's Walt Aikens is a fourth round selected (125th overall) by the Miami Dolphins, while Coastal Carolina's Lorenzo Taliaferro is drafted in the same round by the Baltimore Ravens at No. 138. Coastal's Matt Hazel is chosen is the sixth round (190th overall) by the Dolphins, marking the first time that two Big South teammates were drafted in the same year.



JULY 10, 2014 – For the first time in league history, three Big South student-athletes are among the initial candidates for the Buck Buchanan Award, which honors the top defensive player in FCS. Coastal Carolina's Quinn Backus, Gardner-Webb's O.J. Mau and Liberty's Jacob Hagen are among the 20 individuals on the season-opening Watch List.

JULY 15, 2014 – Charleston Southern's Christian Reyes and Liberty's Jonathan Burgess are among the national nominees for the Allstate AFCA Good Works Team®, marking the first time in league history that two Big South student-athletes are candidates in the same season.

JULY 17, 2014 – The Big South Conference announces a new three-year television broadcast arrangement with the Sinclair Broadcast Group. The broadcasting agreement will begin with the 2014-15 athletic season and puts the Big South on the new American Sports Network (ASN).

AUG. 6-8, 2014 – Coastal Carolina becomes the first Big South football member to be ranked inside the Top 10 at the start of the season, as the Chanticleers are No. 6 in the preseason FCS Coaches poll and No. 7 in the preseason The Sports Network ranking.

SEPT. 11-13, 2014 – The Big South Conference goes 6-0 in its football games during Week 3, the first time in league history that every Conference member won its respective non-conference match-up in the same week. In addition, five Big South football programs are above .500 after three games – another league first.

SEPT. 15, 2014 – Coastal Carolina (No. 5) and Liberty (No. 24) are ranked in The Sports Network Top 25 FCS poll, the earliest point in a season for two Big South teams to be ranked at the same time.

SEPT. 22, 2014 – For the first time in Big South football history, the conference has three nationally-ranked programs in the same week, as the FCS Coaches poll has Coastal Carolina at No. 3, Liberty at No. 23 and Charleston Southern at No. 25. It is the third time in League annals that three different members have been nationally-ranked in the same season.

OCT. 11, 2014 – Liberty football defeats Appalachian State, 55-48 in overtime, to mark the Big South's fourth win over an FBS program.

NOV. 10, 2014 – Coastal Carolina is ranked No. 1 in the FCS Coaches poll, the first athletic program in Big South history to be voted No. 1 in a national poll.

NOV. 23, 2014 – For the second time in conference history, two Big South teams reach the FCS Playoffs, as Liberty is the league's automatic bid recipient and Coastal Carolina is an at-large selection. The Chanticleers receive a No. 7 national seed and first round bye, marking the first Big South football program to achieve this feat.



NOV. 29, 2014 – Liberty wins its FCS Playoff debut with a 26-21 victory at James Madison, giving the Big South two teams in the second round for the second time in league history.

DEC. 6, 2014 – Coastal Carolina defeats Richmond, 36-15, to advance to the FCS Quarterfinals for the second consecutive year.

DEC. 13, 2014 – Coastal Carolina's football playoff run ends with a 39-32 defeat at eventual National Champion North Dakota State. The Chanticleers held a brief, 32-31 lead with 14:56 to play, and it was the most points scored against the Bison since the 2010 season.

DEC. 15, 2014 – Coastal Carolina football coach Joe Moglia finishes as the runner-up for the Eddie Robinson National Coach of the Year Award in FCS. It is the Big South's highest finish in voting for the award, and marks the second time the Big South has the runner-up in the four major individual FCS awards.



DEC. 18, 2014 – Coastal Carolina linebacker Quinn Backus and Liberty defensive back Jacob Hagen are selected as the FCS ADA Top Collegiate Linebacker and Defensive Back, respectively, by the national organization.

DEC. 23, 2014 – Former Presbyterian College football player Justin Bethel is named to his second consecutive NFL Pro Bowl.

JAN. 12, 2015 – Coastal Carolina football is ranked No. 5 in the final national polls, the highest end-of-year ranking by a Big South

football member. Coupled with Liberty's final No. 17 ranking in both polls, it is the fourth consecutive year two Big South programs appear in the final rankings, and it is the highest final rankings for the Big South in seasons with two teams ranked.

MAY 2, 2015 – Monmouth wide receiver Neal Sterling is drafted in the seventh round (220th overall) of the NFL Draft by the Jacksonville Jaguars, becoming the sixth Big South football player drafted in the last three years and 10th overall. Following the draft, a record 10 Big South players were either signed to undrafted free agent deals or invited to rookie mini-camps.

July 16, 2015 – For the second consecutive season, two Big South football players are among the nominees for the AFCA Allstate Good Works Team®, as Gardner-Webb's Chad Geter and Liberty's Chima Uzowihe are two of the 197 candidates for the 22-person team.

July 29, 2015 – The Big South Conference becomes the first collegiate conference at any level to hold its annual football media day at the College Football Hall of Fame.



Aug. 5, 2015 – For the first time in League history, the Big South has two football teams ranked in the preseason Top 25, as the FCS Coaches poll has Coastal Carolina ranked No. 5 and Liberty ranked No. 14. In the STATS LLC media poll, the Chanticleers are ranked No. 5 while the Flames are No. 15.

Aug. 19, 2015 – The Big South announces that the highly-anticipated Coastal Carolina at Liberty season finale football game on Nov. 21 has moved to Thursday night, Nov. 19, at 7:00pm and will be televised live on ESPNEWS. It will be the first time a conference game will air on one of ESPN's linear networks, as well as the first league contest to be played on Thursday night.

Sept. 7, 2015 – For the second time in as many years, the Big South has the No. 1-ranked football program in the nation as Coastal Carolina is the No. 1 team in the weekly FCS Coaches Poll. The Big South would hold the No. 1 ranking for eight consecutive weeks.

Sept. 19, 2015 – For the first in Big South football history, the league goes 7-0 in a week -- five of which are wins against FCS opponents, including Liberty's 31-21 victory over No. 7/8 Montana.



Oct. 3, 2015 – Big South football collects its fifth win over an FBS opponent as Liberty claims a 41-33 win at Georgia State inside the Georgia Dome. The victory was the league's third over an FBS program in four years.

NOV. 22, 2015 – For the second consecutive year and third time in Big South history, two teams qualify for the FCS Playoffs. Big South Champion Charleston Southern earns a No. 8 seed and first round bye, while Coastal Carolina makes the field for the fourth consecutive season and sixth time overall. The Bucs are the second Big South team to receive a Top 8 seed and bye.

DEC. 5, 2015 – Charleston Southern defeats The Citadel, 14-6, in the second round of the FCS Playoffs in front of a record crowd of 8,451 fans at Buccaneer Field. It marks the third consecutive year the Big South has reached the quarterfinal round of the FCS Playoffs.



DEC. 23, 2015 – Former Big South football players Justin Bethel, Mike Tolbert and Josh Norman are voted to the NFL Pro Bowl. It is Bethel's third consecutive selection.

MARCH 15, 2016 – Charleston Southern is selected to play in the first college football game of the 2016 season, as

the Bucs will face North Dakota State on Saturday, Aug. 27 on ESPN in the 2016 FCS Kickoff in Fargo, N.D. Kickoff is set for 7:30 p.m. ET at the Fargodome. The game will be CSU's first appearance on ESPN in program history.

MAY 1-2, 2016 – Seven former Big South football players are picked up by NFL teams as either undrafted free agents or rookie mini-camp invitees following the conclusion of the NFL Draft. Liberty's Josh Woodrum (Giants), Darrin Peterson (Bears) and John Lunsford (49ers); Coastal Carolina's Alex Ross (Falcons) and Tyrell Blanks (Texans); Monmouth's Hakeem Valles (Cardinals) and Gardner-Webb's O.J. Mau (Ravens) are the league's initial signees.

SEPT. 13, 2016 – The Big South Conference and ASUN Conference jointly announce a unique FCS member partnership that will strengthen both



leagues and strategically reinforce the future of Big South football. The partnership, which takes effect immediately, guarantees a football "home" within the Big South Conference for ASUN members that play scholarship football. Under the arrangement, current or future ASUN Conference members that sponsor scholarship football will automatically be admitted as associate football members into the Big South Conference, so long as they are based in a pre-determined geographical footprint that spans the Mid-Atlantic and Southeast regions.



NOV. 14, 2016 – Campbell University announces it will begin scholarship football effective with the 2018 season, and join the Big South's football program that same year.

NOV. 14, 2016 – Big South associate member Kennesaw State is ranked No. 22 in the Top 25 FCS Coaches Poll, the program's first-ever national ranking. KSU is the third Big South member to be ranked in the Top 25 during the 2016 season, the fourth consecutive year the conference has had three teams nationally-ranked in the same year.

NOV. 21, 2016 – The Big South has a record nine finalists for the FCS National Awards. The league has one Walter Payton Award candidate, three Buck Buchanan Award candidates, three Jerry Rice Award candidates, one Eddie Robinson Award candidate and one Doris Robinson Award candidate.



DEC. 6, 2016 – The Big South Conference adds the University of North Alabama as an associate member in football effective with the 2019 season, as part of UNA's transition to Division I status and entry into the ASUN Conference.

JAN. 10, 2017 – Charleston Southern offensive lineman Erik Austell is selected to play in the prestigious East-West Shrine Game, the nation's longest running college football all-star game. The game will be played Saturday, Jan. 21 at Tropicana Field and televised on the NFL Network.

JAN. 14, 2017 – The Big South Conference introduces its new brand identity that epitomizes the league's strong commitment to its student-athletes and re-establishes the Conference's vitality, personality and longstanding success in NCAA Division I collegiate athletics under a new mantra – "Where Winners Are Made."



FEB. 9, 2017 – Charleston Southern offensive lineman Erik Austell accepts an invitation to participate in the Feb. 28-March 6 NFL Combine in Indianapolis, Ind.



MAY 16, 2017 – Kennesaw State quarterback Chandler Burks is selected as one of 200 student-athletes from across the country for the 2017 Career in Sports Forum. The annual educational forum hosted by the NCAA at its national office in Indianapolis in June allows attendees to learn and explore potential careers in sports, with the primary focus on college athletics.

MAY 23, 2017 – Liberty alum and two-time Big South Offensive Player of the Year Rashad Jennings wins ABC's "Dancing With The Stars" competition.



Kyle B. Kallander is in his 22nd year as Big South Conference Commissioner in 2017-18, a tenure that has seen year-to-year growth in marketing and television, an enhanced digital presence as well as unparalleled success on the field and in the classroom. Kallander's development of a long-term strategic plan, which allows the Big South to position itself as unique amongst its peers, brought football to the Big South in 2002 as well as women's lacrosse in 2012-13 -- with both sports enjoying national success within five years of existence. He embarked on an updated strategy in 2015 to transform the Big South into the premiere non-FBS conference in the Southeast and spearheaded the most comprehensive rebranding of the league's identity in 2017.

He has solidified membership to double-digit totals for nine consecutive years with the additions of High Point, Gardner-Webb, Presbyterian College and Longwood -- as well as the return of charter member Campbell University in 2011. Kallander's long range vision has also included technological advancements, as the conference introduced its first live streaming event in 2005 and has consistently provided video offerings of more than 800 annually through a partnership with the member institutions, as well as the creation of several online and social media platforms. Ongoing equipment upgrades will allow these productions to become "TV-ready" in the near future, while the emphasis on video integration has allowed the conference to expand its reach globally as well as serve as a model for peer conferences to emulate. Kallander has also pushed initiatives around student-athlete wellness, such as an annual Health & Safety Summit that began in 2016, and has emphasized diversity within the conference with the creation of the Big South "Connection" networking event in 2017.

Kallander has presided over some of the most pivotal events in the league's history both athletically and academically. During his tenure, the Big South:

- Has had one team National Champion (baseball);
 - Has had six individual National Champions;
 - Had a Big South member ranked No. 1 in the national polls in 2014 and 2015 (football);
 - Has reached the NCAA "Sweet 16" in men's soccer, women's basketball, baseball and women's lacrosse;
 - Started football and reached the FCS playoffs in five years and eventually gaining an automatic bid;
 - Had two teams reach the FCS playoffs in the same year three times, and advancing in the playoffs five consecutive years;
 - Had a team advance to the FCS quarterfinals three times (2013, 2014 and 2015);
 - Has had three teams qualify for NCAA competition in the same sport in the same year (men's soccer and men's golf);
 - Has had a softball team reach the Regional Championship game four times;
 - Has had a women's golf team advance to the NCAA Championship three times in six years;
 - Has placed two teams in the NCAA Baseball Regionals eight times;
 - Had members defeat the No. 1-ranked football and baseball team in the nation;
 - Had its first-ever NCAA Men's Basketball Tournament first round win;
 - Has had a baseball team earn a No. 1 seed and host an NCAA Regional and Super Regional;
 - Had an individual reach the round of 32 in the NCAA Men's Singles Championship;
 - Had its first All-Americans in men's and women's cross country;
 - Had a league-record 42 student-athletes earn All-America distinction in 2011-12;
 - Has had women's basketball, men's soccer, softball, baseball, women's soccer, volleyball and women's lacrosse televised for the first time;
 - Had a Big South-record 13 student-athletes achieve Academic All-America status in 2003-04 and 2013-14;
 - Had its first-ever national finalist for NCAA Woman of the Year;
 - Saw seven programs receive at-large NCAA postseason berths in 2012-13;
 - And has utilized live video streaming of conference events to elevate the league's exposure to new audiences via new integrated digital platforms
- The conference has produced more All-Americans since Kallander took office, while increasing its share of Academic All-Americans and All-District selections. For the last three years, more than 50 percent of the league's student-athletes have achieved at least a 3.0 grade point average -- including a record 59.96 percent in 2016-17, while several student-athletes have been recipients of various Postgraduate Scholarships during his timeframe. Kallander has also successfully integrated the conference's profile with the member institutions' general student body, notably through the development of the Big South Academic Consortium, which sponsors the annual Academic College Bowl among league members and the Big South Undergraduate Research Symposium. Furthermore, the Big South has been providing a Graduate Fellowship for postgraduate studies to one male and one female graduating student-athlete for more than a decade.

Nationally, Kallander has been heavily involved in several organizations and committees. He currently sits on the NCAA Football Oversight Committee and served on the NCAA Division I Baseball Committee -- including Chair for the 2011-12 season. He also previously served on the NCAA/USOC Task Force, which examined the decline of Olympic sports programs at the nation's college and uni-

versities, chaired the NCAA Olympic Sports Liaison Committee, and served on the NCAA Committee on Women's Athletics.

To this day, Kallander continues to secure aggressive television packages through relationships with ESPN/ESPNU/ESPN3 and Stadium. The partnerships have brought the Big South new and enhanced television exposure for its member institutions and student-athletes, and coupled with the conference's free online channel, the Big South Network, the league's exposure is now seen by a worldwide audience. Kallander successfully negotiated a seven-year TV deal with ESPN through 2019, which has expanded the number of Big South events on ESPN platforms and features an average total of 62 Big South broadcasts annually. The agreement includes six events per season on ESPNU -- four of which are prime-time men's basketball telecasts. At least 417 conference events will appear on ESPN platforms during the life of the deal.

Named the Big South's third commissioner on June 24, 1996, Kallander formed the Big South Marketing Group (BSMG) upon his arrival, a partnership with member institutions that enables the conference to develop an integrated marketing strategy and offer comprehensive corporate partnership packages. The Big South Business Group (BSBG) was also created, involving the Chief Financial Officers from each member institution. The BSBG explores ways that members can benefit through working together and with conference corporate partners. Kallander has overseen a revision of the league's governance structure and has been instrumental in securing record sponsorship revenues throughout his tenure, and has been innovative in developing and executing a public relations plan for the Big South, which has resulted in increased exposure, both on a regional and national level. On the field, the conference has added four Championship sports under Kallander -- men's and women's indoor track & field, football and women's lacrosse.

Kallander came to the Big South after serving as Southwest Conference Commissioner during the 1995-96 season. Under his guidance, the Southwest generated more than \$22 million in revenue, an all-time record. Kallander was also directly responsible for negotiating and implementing television agreements with CBS, Raycom and Prime Sports Southwest for the 1995-96 football and basketball seasons. He successfully administered the league's postseason basketball tournaments, which attracted its largest attendance since 1990, and also served as Tournament Director for the 1996 NCAA Men's Basketball Midwest Region First and Second Round Games in Dallas.

He began his collegiate athletics career at his alma mater, the University of Washington, in 1985, where he served as Director of Advertising & Promotions, as well as Director of Compliance, before joining the Southwest Conference in 1992 as Assistant Commissioner.

Kallander received a Bachelor of Arts Degree in Physical Education in 1980, and a Master of Science Degree in Kinesiology in 1982, from Washington. He is married to the former Lisa Dalosto and has two children, Stefan, 27, and Tristan, 24.

THE KALLANDER FILE

Hometown: Mercer Island, Wash.

Education: B.A. in Physical Education, University of Washington, 1980
M.S. in Kinesiology, University of Washington, 1982

Previous Employment: Commissioner, Southwest Conference

Employment: 1995-96

Date of Hire: June 24, 1996

Big South Conference Milestones:

• Addition of new members: High Point, Presbyterian College, Gardner-Webb and Longwood, plus the return of charter member Campbell University.

• Addition of four Championship sports: men's and women's indoor track & field in 1997, football in 2002 and women's lacrosse in 2013.

• Aggressive television packages, which include coverage by ESPN, ESPN3, ESPNU and Stadium, and now includes football, men's and women's basketball, baseball, softball, men's and women's soccer, volleyball and women's lacrosse.

• Creation of Big South Academic Consortium of Big South Chief Academic Officers and Faculty Athletics Representatives to develop shared academic programs and resources among member institutions.

• Progressive approach to Internet presence, including the addition of live video broadcasts of Big South games and events on the Big South Network, which totals more than 800 annually. Also positioned the Big South Network into a free model and accessibility on all mobile platforms.

• Formation of Big South Marketing Group and the Big South Business Group, resulting in record revenue for the conference.

• Creation of Big South Sportsmanship program and Graduate Fellowship program.

• Initiation on Strategic Planning process, allowing the league to position itself for future successes.

• Innovative programs such as Health & Safety Summit and Big South "Connection" networking event

• Most extensive overhaul of conference brand identity with new messaging and branding

The Big South Conference Hall of Fame was formed as part of the League's 20th anniversary celebration in 2003-04. Each year the Conference will induct up to eight (8) individuals into the Hall of Fame. The Conference Hall of Fame is housed at the League Office in Charlotte, N.C., and features historical timelines, images and artwork of the League's accomplishments and achievements over the years, including All-Americans, Annual Champions and NCAA Championship successes, as well as each enshrinee's plaque.

The inaugural class was inducted in May 2003 and consisted of 11 former student-athletes, coaches and administrators who were integral in the creation, development and early success of the Big South Conference. Inductees are enshrined as part of the League's annual Spring Meetings. The Big South Hall of Fame now boasts 65 members -- including the first Football inductee in 2017. The Hall of Fame did not induct a class in 2009 due to the League's 25th Anniversary celebration during the 2008-09 campaign.

BIG SOUTH CONFERENCE HALL OF FAME INDUCTEES

STUDENT-ATHLETES (46)

Anthonia Akpama, Liberty volleyball (1996-99)	Inducted 2013
Peter Aluma, Liberty men's basketball (1993-97)	Inducted 2008
Holly Bottar, Coastal Carolina women's basketball (1988-91)	Inducted 2004
Tammy Brown, Campbell women's basketball (1987-91)	Inducted 2006
Amber Campbell, Coastal Carolina women's track & field (2000-04)	Inducted 2016
Jason Colson, Winthrop baseball (1998-01)	Inducted 2012
Catherine Conder, Coastal Carolina women's cross country (1994-97)	Inducted 2010
Doug Day, Radford men's basketball (1989-93)	Inducted 2005
Robert Dowdell, Coastal Carolina men's basketball (1987-91)	Inducted 2007
David Doyle, Campbell men's soccer (1983-86)	Inducted 2015
COLLIN DRAFTS, Charleston Southern football (2003-06)	Inducted 2017
Tony Dunkin, Coastal Carolina men's basketball (1989-93)	Inducted 2003
Jessica Falca, Coastal Carolina softball (1996-99)	Inducted 2011
Katie Feenstra, Liberty women's basketball (2001-05)	Inducted 2016
Ilona Fekete, UNC Asheville volleyball (1990-92)	Inducted 2003
Anne Fontaine, Radford volleyball & women's basketball (1990-95)	Inducted 2017
Jim Gardas, Charleston Southern men's golf (1996-99)	Inducted 2010
Vicki Giffin, UNC Asheville women's basketball (1993-97)	Inducted 2016
Sara Graziano, Coastal Carolina softball (1993-94)	Inducted 2005
Jeff Greene, Winthrop men's track & field/cross country (1993-95)	Inducted 2008
Michelle Hall, Coastal Carolina softball (1990-93)	Inducted 2003
Stephanie Howard, Radford women's basketball (1986-89)	Inducted 2003
Sherry Johnson, Coastal Carolina softball (1992-95)	Inducted 2007
Lisa Kemme, Winthrop softball (1988-91)	Inducted 2003
Emma Kidd, Coastal Carolina women's tennis (1999-02)	Inducted 2014
Elena Kisseleva, Liberty women's basketball (1996-00)	Inducted 2011
Bryan Link, Winthrop baseball (1992-95)	Inducted 2006
Luis Lopez, Coastal Carolina baseball (1991-94)	Inducted 2004
Tomas Malik, Coastal Carolina men's tennis (1994-97)	Inducted 2008
Michelle Minton, Coastal Carolina softball (1990-94)	Inducted 2005
Becky Morgan, UNC Greensboro women's golf (1994-97)	Inducted 2012
Guy Norcott, Coastal Carolina men's soccer (1989-92)	Inducted 2010
Hans Olsen, Charleston Southern men's tennis (1989-92)	Inducted 2006
Kevin Pendley, Winthrop men's golf (1995-98)	Inducted 2010
Josh Pittman, UNC Asheville men's basketball (1994-98)	Inducted 2010
Joe Spinks, Campbell men's basketball (1990-94)	Inducted 2004
Ian Spooner, Radford men's soccer (1991-95)	Inducted 2013
Dante Washington, Radford men's soccer (1988-92)	Inducted 2003
Brooke Weisbrod, Coastal Carolina women's basketball, softball, tennis (1997-01)	Inducted 2017
Ryan Werner, Liberty men's track & field (1992-96)	Inducted 2007
Ty Wigginton, UNC Asheville baseball (1996-98)	Inducted 2011
Shannan Wilkey, Radford women's basketball (1990-94)	Inducted 2005
Jolene Williams, Coastal Carolina women's cross country/track (1996-00)	Inducted 2012
Sue Williams, Radford women's soccer (1990-93)	Inducted 2015
Janet Wooten, Campbell women's golf (1991-94)	Inducted 2008
Jill Young, UNC Asheville women's soccer (1993-96)	Inducted 2008

COACHES (10)

Eddie Biedenbach, UNC Asheville men's basketball coach (1996-13)	Inducted 2015
Alan Connie, Coastal Carolina women's cc/track & field coach (1986-2014)	Inducted 2016
Dr. Ron Bradley, Radford men's basketball coach (1991-02)	Inducted 2010
Charlene Curtis, Radford women's basketball coach (1984-90)	Inducted 2006
Jess Dannelly, Coastal Carolina softball (1988-09)	Inducted 2015
Gregg Marshall, Winthrop men's basketball coach (1998-07)	Inducted 2012
Hans Olsen, Charleston Southern men's tennis coach (1997-01)	Inducted 2006
Jim Settle, Charleston Southern cross country and track coach (1965-92)	Inducted 2005
Horace Turbeville, Winthrop baseball coach (1978-91)	Inducted 2007
John Vrooman, Coastal Carolina baseball coach (1975-77, 1987-95)	Inducted 2004

ADMINISTRATORS/CONTRIBUTORS (10)

Howard Bagwell, Charleston Southern	Inducted 2003
Director of Athletics (1965-00)	
Big South Conference co-Founder	
Wendell Carr, Campbell	Inducted 2003
Director of Athletics (1974-92)	
Dr. George A. Christenberry, Augusta State	Inducted 2003
President (1970-86)	
Big South Conference Co-Founder/President (1983-86)	
Dr. Donald Dedmon, Radford	Inducted 2007
President (1972-94)	
Big South Conference President (1986-92)	
Dr. Anthony J. DiGiorgio, Winthrop	Inducted 2013
President (1989-13)	
Big South Conference President (1992-98, 2006-09)	
Jerry Edwards, Liberty	Inducted 2012
Radio Broadcaster (1981-10)	
Tom Hickman, Winthrop	Inducted 2017
Director of Athletics (1996-2016)	
George F. "Buddy" Sasser, Coastal Carolina	Inducted 2003
Director of Athletics (1986-89, 1996-99)	
Big South Conference Commissioner (1989-96)	
Dr. Edward M. "Dick" Singleton, Coastal Carolina	Inducted 2003
Chancellor (1963-83)	
Big South Conference Commissioner (1983-89)	
Chuck Taylor, Radford	Inducted 2006
Director of Athletics (1974-96)	



2015 Hall of Fame Class



2016 Hall of Fame Class



2017 Hall of Fame Class

2017 BIG SOUTH PRESEASON POLL

(as voted by Head Coaches and Media Panel)

TEAM (first-place votes)	POINTS
T-1. Charleston Southern (9).....	80
T-1. Kennesaw State (9).....	80
3. Gardner-Webb.....	54
4. Monmouth.....	36
5. Presbyterian College.....	20
-- Liberty *.....	n/a

* - not eligible for preseason poll due to transition to FBS

2017 NCAA FOOTBALL CHAMPIONSHIP SUBDIVISION INFORMATION

PLAYOFF SELECTION SHOW

Sunday, Nov. 19, 2017 - 11:00am ET (ESPNU)

FIRST ROUND GAMES

Saturday, Nov. 25, 2017
(campus sites)

SECOND ROUND GAMES

Saturday, Dec. 2, 2017
(campus sites)

QUARTERFINALS

Friday-Saturday, Dec. 8-9, 2017
(campus sites)

SEMIFINALS

Friday-Saturday, Dec. 15-16, 2017
(campus sites)

CHAMPIONSHIP GAME

Saturday, Jan. 6, 2018 - 12:00pm ET (ESPN2)
Toyota Stadium
Frisco, Texas



Toyota Stadium - Frisco, Texas

2017 PRESEASON PLAYERS OF THE YEAR



PRESEASON OFFENSIVE PLAYER OF THE YEAR

Tyrell Maxwell, Gardner-Webb
QB, Sr.
(Cordova, S.C.)

PRESEASON DEFENSIVE PLAYER OF THE YEAR

Anthony Ellis
DL, Sr.
(Apopka, Fla.)



2017 PRESEASON ALL-CONFERENCE TEAM

OFFENSE

QB Tyrell Maxwell, Gardner-Webb, Sr.
RB Carrington Mosley, Liberty, Sr.
RB Darnell Holland, Kennesaw State, Jr.
WR Reggie White Jr., Monmouth, R-Jr.
WR Justin Sumpter, Kennesaw State, R-Jr.
WR Kameron Brown, Charleston Southern, R-Soph.
TE Jake Powell, Monmouth, Soph.
OL Frank Cirone, Charleston Southern, Sr.
OL Dontae Duff, Liberty, R-Soph.
OL Will Millikan, Gardner-Webb, Jr.
OL Zach Mitchler, Kennesaw State, R-Jr.
OL Alex Thompson, Monmouth, Sr.

DEFENSE

DL Anthony Ellis, Charleston Southern, Sr.
DL Tonarius Portress, Kennesaw State, Sr.
DL Desmond Johnson, Kennesaw State, R-Soph.
DL Juwan Wells, Liberty, Jr.
LB Solomon Brown, Charleston Southern, R-Jr.
LB Zane Cruz, Charleston Southern, Sr.
LB Anthony Gore Jr., Kennesaw State, R-Jr.
LB Izzy Sam, Kennesaw State, R-Sr.
DB Mike Basile, Monmouth, Sr.
DB Taylor Henkle, Kennesaw State, R-Jr.
DB Shadarius Hopkins, Charleston Southern, Jr.
DB Chris Turner, Liberty, R-Jr.

SPECIAL TEAMS

PK Alex Probert, Liberty, Soph.
P Trey Turner, Liberty, Gr.
LS Hunter Winstead, Liberty, Gr.
KR Frankie Hickson, Liberty, R-Soph.

CHARLESTON SOUTHERN, KENNESAW STATE TIE FOR TOP PRESEASON SPOT

For the first time, two teams finished as the favorite in the annual Big South preseason football poll, as two-time defending conference champion Charleston Southern University and third-year program Kennesaw State University claimed the top spot in the 2017 preseason rankings as voted by the league's head coaches and media panel. Both teams received nine first-place votes, eight second-place votes and one third-place vote to finish atop the poll with 80 points each. The Owls will host the Buccaneers on Saturday, Nov. 11.

COULD THIS BE A REASON WHY THE PRESEASON POLL HAD TIED TEAMS?

Charleston Southern and Liberty shared the Big South football championship in 2016 with 4-1 league records. It was the sixth time in eight seasons that the conference had co-champions in football, and the eighth time overall in the league's 15-year football history that multiple champions were crowned in a season. In 2016, CSU earned its third overall title (two shared), while Liberty took home its Big South-record eighth overall football trophy (six shared).

BACK-TO-BACK: CHARLESTON SOUTHERN RETURNED TO FCS PLAYOFFS

The Charleston Southern Buccaneers wrapped up the Big South's 2016 automatic bid to the FCS Playoffs with its 28-7 regular-season finale victory over Kennesaw State to claim the co-championship with Liberty at 4-1 in the conference. CSU earned the AQ based on its 48-26 win over the Flames, and was just the second team in the Big South's automatic bid era (since 2010) to earn the AQ in consecutive years. Last season, the Bucs were the third program in league annals to make back-to-back playoff appearances.

RANK AND FILE

The Big South has had a football squad nationally-ranked for 78 consecutive weeks, dating back to Week 9 of the 2011 season (Oct. 24). The conference has had two teams nationally-ranked in the same week 38 times overall in league history -- including 14 consecutive weeks during the 2015 season and 34 times since the start of the 2013 campaign. The 2016 campaign marked the fourth consecutive year that the Big South had three programs nationally-ranked at some point in the same season.

BIG SOUTH ENJOYS ANOTHER SUCCESSFUL NON-CONFERENCE SEASON

The Big South went 12-11 in 23 games against non-conference FCS opponents in 2016 (11-6 when excluding FBS transitioning Coastal Carolina). Since the start of the 2013 campaign, the Big South is 64-32 (=66.7 winning percentage) in regular-season competition and 69-38 (=64.5) when including postseason games in that span. The Big South posted at least a 60.0 winning clip in 2013, 2014 and 2015.

WHERE WINNERS ARE MADE

The Big South will play members from 10 different FCS conferences in 2017 -- the most among the 13 FCS leagues. In addition, the Big South membership will face seven squads that appeared in the 2016 FCS Playoffs.

HELLOS

The Big South football membership will feature the addition of Campbell University in 2018, as the school announced on Nov. 14, 2016, that it will begin scholarship football that season, and make the subsequent move to the Big South. Campbell is already a full-time conference member, and is playing its final season of non-scholarship football in the Pioneer Football League.

Meanwhile, the University of North Alabama will join Big South Football in 2019 as an associate member, as part of UNA's transition to Division I status and entry into the ASUN Conference. UNA's addition is a direct result of the Big South's new collaboration agreement with the ASUN Conference in which ASUN members playing scholarship football have an automatic home in the Big South Conference.

GOOD-BYES

Liberty University is playing its final football season in the Big South this fall, as the Flames received a waiver from the NCAA to transition to the Football Bowl Subdivision as an independent. With Liberty's transition underway, the Flames are ineligible for the Big South championship and FCS Playoffs, and are not eligible for the conference's preseason poll. The Flames remain a part of the conference schedule this season and will be considered a league opponent, but will be listed at the bottom of the standings.

GWU'S MAXWELL VOTED PRESEASON OFFENSIVE PLAYER OF THE YEAR

Gardner-Webb senior QB **TYRELL MAXWELL** was voted the Big South's 2017 Preseason Offensive Player of the Year. Maxwell is the first Gardner-Webb player to be voted the Big South's Preseason Offensive Player of the Year. He was a Walter Payton Award Finalist and a Hero Sports All-American in 2016 after becoming the first quarterback in Big South history to lead the league in rushing with 965 yards. Maxwell was a three-time Big South Player of the Week honoree last season and set the conference season record with five games of 100+ yards rushing & passing. He tallied 32 explosive plays (20+ yards) last year, which included the longest rush from scrimmage by a quarterback in league annals (87-yard TD run against Presbyterian, Oct. 8). Maxwell led the conference in total offense (2,622) and total offense per game (238.4), was 131-of-235 passing for 1,657 yards and nine touchdowns, and averaged 5.7 yards per rush with eight rushing scores. Maxwell directed Gardner-Webb to a win at then-No. 8/9 Charleston Southern on Nov. 5 with 360 yards of offense (165 rush, 195 pass) to snap the Bucs' 11-game home Big South win streak. He scored a rushing TD in eight of 11 games last season, had a TD pass streak of six contests, and posted two TD runs of 50-plus yards as well as four pass plays of 60 yards or longer. In five Big South games, Maxwell averaged 302 yards of offense, rushed for 591 yards (6.5 per carry) and was 64-of-106 passing in leading the Runnin' Bulldogs to their first winning conference season (3-2) since 2003.

BUCS' ELLIS REPEATS AS PRESEASON DEFENSIVE PLAYER OF THE YEAR

Charleston Southern senior defensive lineman **ANTHONY ELLIS** was tabbed the Big South's 2017 Preseason Defensive Player of the Year. Ellis is the third player to be voted the conference's Preseason Defensive Player of the Year in consecutive seasons. A finalist for the Buck Buchanan Award in 2016, Ellis earned All-America recognition from STATS, the *Associated Press* and Hero Sports last season, and was tabbed a 2017 preseason All-American by *Athlon's*. He led the Big South with 16.0 tackles-for-loss and 7.0 sacks -- the second player in Big South history to record two seven-sack seasons. He tallied 45 tackles (26 solo) with eight quarterback hurries and two forced fumbles. A dominant edge rusher who often commands double teams, Ellis recorded a tackle-for-loss in all but one game and had four multi-TFL efforts, including 3.5 in the Buccaneers' win at No. 24/25 Liberty on Nov. 12. He recorded a sack in six of 10 appearances last season, including four in a three-game span. The Big South Defensive Player of the Week for his performance against the Flames, Ellis shined in league play as he totaled a league-best 9.5 TFL in five games (1.90 per game), and tied for the top spot with four sacks (one each against Monmouth, Presbyterian, Gardner-Webb and Liberty). He also had 24 stops against Big South foes, 15 of which were solo.

MAXWELL HOUSE

Gardner-Webb QB **TYRELL MAXWELL**, who was the just the second GWU player to be voted Offensive Player of the Year in 2016, is the Big South's all-time leading rusher among quarterbacks with 2,014 yards -- the only signal-caller above the 2,000-yard threshold. With 15 career rushing scores and 16 career scoring strikes, he is in position to become the first Big South QB with 20 career rushing and passing TDs.

ELLIS ISLAND

Charleston Southern DL **ANTHONY ELLIS** is tied for sixth all-time in Big South history in both TFL with 35.5 and sacks with 15.0. He is looking to become just the third player in the conference record book with 40 tackles-for-loss and 20 sacks. He would join Gardner-Webb's **BRIAN JOHNSTON** (53.5 TFL, 20.5 SK) and Liberty's **CHIMA UZOWIHE** (44.0 TFL, 25.0 SK) in this exclusive club. Ellis is one of two players in Big South history with two 7.0 sack seasons, as well as one of two to lead the conference in tackles-for-loss in consecutive years.

2,000-YARD RUSHING ODYSSEY

Gardner-Webb QB **TYRELL MAXWELL** enters the season as the Big South's active career rushing leader with 2,014 -- good for 23rd all-time in league history. He needs 443 yards to enter the Top 10 and 986 rushing yards to become just the sixth player with 3,000 in a career. Maxwell led the Big South in rushing last season with 965 yards. Meanwhile, Liberty RB **TODD MACON** is the next-highest active career rusher with 1,189 yards and is 811 rushing yards shy of becoming the 25th member of the Big South's 2,000-yard rushing club.

BIG BROWN

Charleston Southern junior LB **SOLOMON BROWN** has recorded 27.0 TFL and 11.5 sacks through the first two years of his career. He needs 2.5 sacks to equal the Big South linebacker sack record of 14.0, which is held by **MAURICE SIMPKINS** (Coastal Carolina, 2003-05).

MAGIC MIKE

Monmouth DB **MIKE BASILE** became the 15th Big South player with 300 career tackles when he eclipsed the milestone in the 2016 season finale at Gardner-Webb. With 307, he is 16 away from entering the league's all-time Top 10. Basile is sixth all-time with 193 solo hits, and needs 51 to break the career record of 243 solo tackles that is held by Coastal Carolina's **QUINN BACKUS**. Basile is also likely to become the fourth Big South player with 400 career stops in 2017.

BOTH ENDS OF THE SPECTRUM

Kennesaw State finished the 2016 season as the Big South leader in both scoring offense (38.9) and scoring defense (21.7). The Owls were the third consecutive Big South member to lead the league in both categories in a season, and the ninth time overall. The Owls' 38.9 points per game were third-most in a season in league history.

REG-GIE, REG-GIE

Monmouth WR **REGGIE WHITE JR.** enters his junior season with 104 career receptions, 1,366 receiving yards and 12 receiving TDs. Last season, he posted four 10-reception games, the second-most in a campaign in Big South history and also tied for second on the career chart. White finished 2016 as the league leader with 69 receptions, 6.3 per game and 934 receiving yards through 11 contests. He is 634 receiving yards shy of becoming the 14th Big South player with 2,000 in a career, and 46 catches away from 150.

POINT OF ORDER

Liberty owns the Big South record for most consecutive games with a point scored at 133, while the second-longest active streak belongs to Charleston Southern at 57. Liberty's Big South-record streak for most consecutive games scoring in double figures ended at 76 last year, as the Flames managed just seven points in the season finale at Coastal Carolina. Monmouth and CSU take over the active streak at seven games. Meanwhile, Liberty has scored a point in all 73 of its Big South games, the longest such streak in league annals. Of those 73 games, the last 61 have been in double digits. Charleston Southern's current streak of 47 conference games with a point scored is the third-longest all-time, and seven games away from second-place.

RUSH WEEK

For the third time in Big South history, three teams averaged 200 rushing yards a game in the same season in 2016. Kennesaw State was tops with 320.6, followed by Charleston Southern (266.5) and Gardner-Webb (229.0). The previous trifectas were in 2007 and 2008. Last season was the first time the Runnin' Bulldogs rushed for 200-plus yards per game as Big South members and set GWU's Division I-era record for ground effectiveness. GWU's previous Big South best was 192.9 in the league's first season of 2002.

BURKS BUSTS THROUGH FOR BIG SOUTH RECORD

Kennesaw State QB **CHANDLER BURKS** became the first quarterback in Big South history to score three rushing touchdowns in consecutive games when he achieved the feat in Weeks 5 and 6 of the 2016 campaign. He rushed for a touchdown in five straight contests, and his nine rushing scores were tied for the second-most in a season by a Big South quarterback. Meanwhile, Burks sits at 805 career rushing yards -- 11th all-time among QBs in Big South history, and he is 195 yards away from becoming the 10th quarterback with 1,000 in a career.

DAILY DOUBLE

Charleston Southern held three of its five Big South opponents to less than 10 points in 2016, the second consecutive season the Bucs achieved this feat. CSU held back-to-back league foes to less than 10 points (7 - Monmouth, 3 - Presbyterian), the seventh such occurrence in league history, and the fourth straight year it was accomplished. CSU set the record of three consecutive games holding conference foes to under 10 points in 2015.

HOMEWARD BOUND

Presbyterian will play *SIX CONSECUTIVE* home games in 2017 -- the longest homestand in Big South history. The Blue Hose host games from Saturday, Sept. 16 through Saturday, Oct. 28, and the span includes a bye on Oct. 21. The Big South's previous longest homestand was four games, which occurred six times and most recently by Gardner-Webb in 2016.

MATCH GAME

The Big South is 12-14 all-time in games involving a ranked member against a nationally-ranked non-conference foe -- including 6-9 in the postseason. Of the 14 losses, 10 have been by a touchdown-or-less.

CHARLESTON SOUTHERN'S MONOPOLY

Four times in Big South history has two teams ranked in the major FCS national polls gone head-to-head -- all since 2013, and Charleston Southern has been involved in all four. The Buccaneers are 4-0 in such contests, winning in 2013 (31-26 over #3/5 Coastal Carolina), 2015 (33-25 over 1/2 Coastal Carolina) and twice last season in consecutive weeks (48-26 over #24/25 Liberty and 28-7 over #22 Kennesaw State).

BUCS HAVE EYE ON RECORD FOR CONSECUTIVE BIG SOUTH ROAD WINS

Charleston Southern has won seven consecutive Big South road games, which is tied for the league's all-time record that was first accomplished by Liberty from Nov. 18, 2006 to Nov. 14, 2009. The Buccaneers matched the Flames' record with their 48-26 win at Liberty in Week 11 of last season. CSU's next Big South road game -- and chance at sole possession of the record -- is Oct. 14 at Presbyterian.

CAN BUCS, OWLS MATCH PROGNOSTICATORS??

Preseason Big South favorites Charleston Southern and Kennesaw State will look to become the just the sixth team to win the outright conference championship after being voted the league's preseason No. 1. The last to achieve the feat was Liberty in 2008. In all, the Big South's preseason favorite has won or shared the title 12 times in the previous 15 years. Below is a year-by-year look at the annual results:

Year	Preseason Favorite	Champion
2002	Gardner-Webb	Gardner-Webb
2003	Gardner-Webb	Gardner-Webb
2004	Gardner-Webb	Coastal Carolina
2005	Coastal Carolina	Coastal Carolina (shared w/CSU)
2006	Coastal Carolina	Coastal Carolina
2007	Liberty	Liberty
2008	Liberty	Liberty
2009	Liberty	Liberty (shared w/SBU)
2010	Liberty	Liberty (shared w/CCU and SBU)
2011	Liberty	Stony Brook
2012	Stony Brook	Stony Brook (shared w/CCU and LU)
2013	Coastal Carolina	Coastal Carolina (shared w/LU)
2014	Coastal Carolina	Coastal Carolina (shared w/LU)
2015	Coastal Carolina	Charleston Southern
2016	Charleston Southern	Charleston Southern (shared w/LU)

EBBS AND FLOWS

The average margin of victory in the Big South's 15 games of competition last season was 18.1 points -- the highest margin since 2013. The record for largest scoring margin for a league season is 24.0 points, which occurred in 2012 during a 21-game conference slate that featured seven teams. Just once in Big South history has the average scoring margin increased year-to-year: 2009 (14.3) and 2010 (20.8).

BIG MEN ON CAMPUS

The six Big South Conference football members have a total of 21 players on its collective rosters weighing at least 300 lbs. Liberty has the most with eight, followed by Gardner-Webb, Kennesaw State, Monmouth and Presbyterian with three each. Last season, the Big South had 31 players at or above the 300-pound threshold among six members.

THURSDAY, AUG. 31

PRESBYTERIAN at Wake Forest (ACCN)	6:30pm
KENNESAW STATE at Samford (ESPN3)	7:00pm

SATURDAY, SEPT. 2

Lafayette at MONMOUTH (ESPN3)	3:00pm
CHARLESTON SOUTHERN at Mississippi State (SEC Network)	4:00pm
North Carolina A&T at GARDNER-WEBB (BSN)	6:00pm
LIBERTY at Baylor (FS2)	7:00pm

SATURDAY, SEPT. 9

Lehigh at MONMOUTH (ESPN3 / BSN)	1:00pm
GARDNER-WEBB at Wyoming (AT&T SportsNet)	4:00pm
CHARLESTON SOUTHERN at South Carolina State	6:00pm
Morehead State at LIBERTY (LFSN / BSN)	6:00pm
PRESBYTERIAN at The Citadel (ESPN3)	6:00pm
Tennessee Tech at KENNESAW STATE (Peachtree TV / BSN)	7:00pm

SATURDAY, SEPT. 16

CHARLESTON SOUTHERN at Elon (College Sports Live)	6:00pm
Western Carolina at GARDNER-WEBB (WMYA-TV / BSN)	6:00pm
Indiana State at LIBERTY (LFSN / BSN)	6:00pm
MONMOUTH at Albany (ESPN3)	7:00pm
Campbell at PRESBYTERIAN (BSN)	7:00pm
KENNESAW STATE at Alabama State	8:00pm

SATURDAY, SEPT. 23

GARDNER-WEBB at Wofford (ESPN3)	1:30pm
MONMOUTH at Hampton	2:00pm
Point at CHARLESTON SOUTHERN (BSN)	6:00pm
LIBERTY at Jacksonville State	7:00pm
Cumberland at PRESBYTERIAN (BSN)	7:00pm

SATURDAY, SEPT. 30

North Greenville at KENNESAW STATE (Peachtree TV / BSN)	3:30pm
Mississippi Valley State at CHARLESTON SOUTHERN (BSN)	6:00pm
St. Francis (Pa.) at LIBERTY (LFSN / BSN)	6:00pm
MONMOUTH at Bucknell	6:00pm
Wofford at PRESBYTERIAN (BSN)	7:00pm

SATURDAY, OCT. 7

MONMOUTH at Holy Cross (Charter TV3)	1:00pm
Shorter at GARDNER-WEBB (BSN)	1:30pm
St. Francis (Pa.) at PRESBYTERIAN (BSN)	2:00pm
Texas Southern at KENNESAW STATE (Peachtree TV / BSN)	7:00pm

SATURDAY, OCT. 14

CHARLESTON SOUTHERN at PRESBYTERIAN * (Stadium)	12:00pm
GARDNER-WEBB at N.C. Central	2:00pm
KENNESAW STATE at LIBERTY * (ESPN3)	6:00pm

SATURDAY, OCT. 21

LIBERTY at MONMOUTH * (ESPN3 / BSN)	1:00pm
Savannah State at CHARLESTON SOUTHERN (BSN)	6:00pm
GARDNER-WEBB at KENNESAW STATE * (ESPN3)	7:00pm

SATURDAY, OCT. 28

LIBERTY at GARDNER-WEBB * (Stadium)	12:00pm
KENNESAW STATE at PRESBYTERIAN * (CFDS)	2:30pm
MONMOUTH at CHARLESTON SOUTHERN * (ESPN3)	6:00pm

SATURDAY, NOV. 4

PRESBYTERIAN at MONMOUTH * (ESPN3)	1:00pm
CHARLESTON SOUTHERN at GARDNER-WEBB * (CFDS)	1:30pm
KENNESAW STATE at Montana State (SWX Montana)	2:00pm
Duquesne at LIBERTY (LFSN / BSN)	3:30pm

SATURDAY, NOV. 11

GARDNER-WEBB at MONMOUTH * (Stadium)	12:00pm
CHARLESTON SOUTHERN at KENNESAW STATE * (ESPN3)	3:30pm
PRESBYTERIAN at LIBERTY * (CFDS)	3:30pm

SATURDAY, NOV. 18 (ESPN3, CFDS, BSN WILDCARD SELECTIONS)

LIBERTY at CHARLESTON SOUTHERN *	12:00pm
GARDNER-WEBB at PRESBYTERIAN *	1:00pm
MONMOUTH at KENNESAW STATE *	TBA

SATURDAY, NOV. 25

NCAA FCS Playoffs – First Round	TBD
---------------------------------	-----

BIG SOUTH MEMBER IN ALL CAPS
 * – Big South Conference game
 All Times ET and subject to change
 Schedule as of August 23, 2017



2017 NCAA DIVISION I FOOTBALL CHAMPIONSHIP

First Round
November 25

Second Round
December 2

Quarterfinals
December 8/9

Semifinals
December 15/16

Final
January 6



All games are available on



* Host Institution

All times are Eastern time. Information subject to change.

© 2017 National Collegiate Athletic Association. No commercial use without the NCAA's written permission.

The NCAA opposes all forms of sports wagering.

2017 SCHEDULE

Sept. 2	at Mississippi State	4:00pm	1st meeting
Sept. 9	at South Carolina State	6:00pm	SCSU leads series, 8-0
Sept. 16	at Elon	6:00pm	ELON leads series, 4-0
Sept. 23	POINT	6:00pm	CSU leads series, 1-0
Sept. 30	MISSISSIPPI VALLEY STATE	6:00pm	1st meeting
Oct. 14	at Presbyterian *	12:00pm	PC leads series, 14-10
Oct. 21	SAVANNAH STATE	6:00pm	CSU leads series, 6-0
Oct. 28	MONMOUTH *	6:00pm	CSU leads series, 3-0
Nov. 4	at Gardner-Webb *	1:30pm	GWU leads series, 10-6
Nov. 11	at Kennesaw State *	3:30pm	CSU leads series, 2-0
Nov. 18	LIBERTY *	12:00pm	LU leads series, 19-5

HOME GAME IN ALL CAPS

* - Big South Conference game

All Times EST and subject to change

BUCCANEER QUICK FACTS

Location:.....Charleston, S.C.
 Founded:.....1964
 Enrollment:.....3,596
 Nickname:.....Buccaneers
 School Colors:.....Blue and Gold
 Stadium:.....CSU Stadium (4,000)
 Surface:.....Field Turf
 President:.....Dr. Jairy C. Hunter, Jr. (Appalachian State, 1967)
 Athletics Director:.....Hank Small (Gettysburg, 1969)
 Senior Woman Administrator:.....Ashton Turner
 Faculty Athletics Representative:.....Todd Heldreth
 Athletic Dept. Phone:.....843-863-7678
 Ticket Office Phone:.....843-863-7670
 Website:.....www.csusports.com
 Twitter Feed:.....@csusports, @CSUGameDay

BUCCANEER FOOTBALL FACTS

First Year:.....1991
 Overall All-Time Record:.....117-171 (406)
 Overall Big South Record:.....34-39 (466)
 Big South Championships:.....3 (2005, 2015, 2016)
 FCS Playoff Appearances:.....2 (2015, 2016)
 All-Time FCS Playoff Record:.....1-2
 Last Postseason Appearance:.....2016 NCAA FCS First Round
at Wofford (L, 14-15)
 2016 Overall Record:.....7-4
 2016 Big South Record (Finish):.....4-1 (T-1st)
 Final 2016 National Top 25 Rankings:.....#15 - STATS; #14 - FCS Coaches
 Football Office Phone:.....843-863-7119
 Best Time To Reach Coach Mark Tucker:.....Contact SID
 Football SID Contact:.....Seth Montgomery
 SID Office Phone:.....843-863-7853
 SID Cell Phone:.....843-259-4434
 SID e-mail:.....smontgomery@csuniv.edu
 SID Fax:.....843-863-7676
 Press Box Phone:.....843-259-4434



2017 TEAM INFORMATION

Primary Offense: Spread Option

Primary Defense: 3-4

Lettermen Returning: 68

30 Offense
 33 Defense
 5 Specialty

Lettermen Lost: 25

13 Offense
 9 Defense
 3 Specialty



Starters Returning: 16

Offense (6)

QB Shane Bucenell - 5-11, 190, R-So.
 WR Kameron Brown - 6-3, 200, R-So.....2nd Team All-Big South
 OL Frank Cirone - 6-3, 280, R-Sr.....1st Team All-Big South
 OL Joe Gold - 6-3, 270, R-Jr.
 OL Gage Bostwick - 6-2, 275, R-Jr.
 OL Jackson Williamson - 6-0, 285, R-Sr.

Defense (8)

DE Anthony Ellis - 6-1, 245, Sr.....1st Team All-Big South
 DL Noah Oliver - 6-3, 280, R-Jr.
 DL Johnny Robinson - 6-1, 260, Jr.
 LB Solomon Brown - 6-1, 225, R-Jr.....1st Team All-Big South
 LB Zane Cruz - 6-2, 215, Sr.....2nd Team All-Big South
 LB Bobby Ruff - 6-3, 210, Sr.
 LB J.D. Sosebee - 6-1, 220, R-So.
 DB Shadarius Hopkins - 5-10, 185, Jr.

Specialty (2)

PK Tyler Tekac - 6-0, 160, Jr.
 KO David Kennedy - 5-11, 185, Sr.

Starters Lost: 11

Offense (5)

RB Mike Holloway.....1st Team All-Big South
 RB Darius Hammond.....2nd Team All-Big South
 WR Colton Korn
 TE Stephen Cagle
 OL Erik Austell.....1st Team All-Big South

Defense (3)

DB Troy McGowens.....1st Team All-Big South
 DB Corbin Jackson.....2nd Team All-Big South
 DB D.J. Curl

Specialty (3)

RS Darius Hammond.....1st Team All-Big South (KR & PR)
 LS Joseph Smith.....2nd Team All-Big South
 P Truett Burns



HEAD COACH

MARK TUCKER

5th overall season at Charleston Southern



HOMETOWN:

Charleston, S.C.

ALMA MATER (YEAR):

East Tennessee State (1987)

PLAYING CAREER:

Quarterback at East Tennessee State (1982-86)

COACHING CAREER:

CHARLESTON SOUTHERN - Head Coach.....2017-present
 CHARLESTON SOUTHERN - Quarterbacks.....2013-16
 Mountain Empire Warriors - Head Coach.....2004
 East Tennessee State - Assistant.....1997-98, 2002-03
 The Citadel - Offensive Coordinator.....1996
 The Citadel - Offensive Assistant.....1992-95
 Williamsburg Academy - Head Coach.....1990-91
 Hargrave Military Academy - Head Coach.....1989
 The Citadel - Offensive Assistant.....1988
 East Tennessee State - Offensive Assistant.....1987

COACHING & CAREER HIGHLIGHTS:

- Named Charleston Southern's fourth head coach on Jan. 11, 2017
- Served as CSU's Quarterbacks Coach during most successful four-year run in program history (35 wins, two FCS Playoff berths)
- His quarterbacks have directed a CSU offense that has ranked among the nation's elite in rushing offense and time of possession each of the last four years
- Has developed 43 All-Conference players while on CSU's coaching staff, including 2013 Big South Freshman of the Year **DANNY CROGHAN** and 2015 Second-Team All-Big South selection **AUSTIN BROWN**
- Coached former CSU head coach **JAMEY CHADWELL** while as an assistant coach at East Tennessee State from 1997-98
- Part of record-setting offenses during time at The Citadel
- Also coached offensive skill players during a three-year stretch at The Citadel
- In 1994, The Citadel set the national rushing record with 382.6 yards per game, which led all divisions.
- Part of Bulldog coaching staff that reached FCS Quarterfinals and won the Southern Conference championship in 1992
- The Citadel was the No. 1-ranked FCS program during the 1992 campaign
- Helped The Citadel reach the FCS Playoffs and national ranking in 1988
- Head Coach of Mountain Empire Warriors of semi-pro North American Football League in 2004, and led squad to 10-2 record
- Three-year letterwinner at ETSU as a quarterback

ASSISTANT COACHES & SUPPORT STAFF

Mike Adams (Ball State, 1998) - Safeties
 Josh Cooper (Ole Miss, 2004) - Defensive Line
 Michael DeTerlizzi (Charleston Southern, 2013) - Tight Ends/Video Coord.
 Malcolm Dixon (Charleston Southern, 2014) - Running Backs
 Bryant Foster (Gardner-Webb, 1999) - Cornerbacks
 Ron Hudson (Muskingum College, 1986) - Offensive Line
 Kevin McKeethan (Maryville, 2007) - Wide Receivers/Recruiting Coord.
 David Padilla (Charleston Southern, 2011) - Kickers & Punters/FB Ops
 Charlie Skalaski (Liberty, 2013) - Asst. Offensive Line/Asst. Recruit Coord.
 Zane Vance (ETSU, 1986) - Asst. Head Coach/Def. Coordinator/Linebackers
 Seth Harrelson - Graduate Assistant
 Aaron Brown - Graduate Assistant
 Austin Brown - Graduate Assistant
 Brad Drake - Athletic Trainer
 Chad Scott - Strength & Conditioning

MARK TUCKER'S HEAD COACHING RECORD

Year	School	Overall	Big South
First year as a head coach			



ALPHABETICAL ROSTER

NO.	NAME	YR	POS	HT	WT	HOMETOWN / PREVIOUS SCHOOL
42	Alexander, Demarius	Jr.	LB	5-10	200	Camden, S.C. / Camden
17	Allen, Adam	Sr.	RB	5-10	210	Aiken, S.C. / South Aiken
13	Allen, James	Jr.	DB	5-8	160	Ft. Lauderdale, Fla. / UMass
59	Bailey, Markeith	R-Sr.	LB	6-1	232	Holly Hill, S.C. / Lake Marion
12	Bell, Josh	So.	DB	5-10	165	Ridgeway, S.C. / Fairfield Central
54	Bowling, Gage	R-Jr.	OL	6-2	275	Altamonte Springs, Fla. / Lake Brantley
60	Brannon, Caleb	R-So.	OL	6-0	295	Spartanburg, S.C. / Dorman
84	Brown, Kameron	R-So.	WR	6-3	200	Beech Island, S.C. / Midland Valley
34	Brown, Solomon	R-Jr.	LB	6-1	225	Central, S.C. / Daniel
6	Bucenell, Shane	R-So.	QB	5-11	190	Wesley Chapel, Fla. / Wiregrass Ranch
48	Cain, Cameron	Jr.	DB	5-11	165	Columbia, S.C. / Spring Valley
18	Chambers, Jack	So.	QB	5-10	170	Lilburn, Ga. / Parkview
44	Chiramoto Jr., John	Fr.	TE	6-2	238	Clearwater Beach, Fla. / Air Force Acad. Prep
72	Cirone, Frank	R-Sr.	OL	6-3	280	Naples, Fla. / Naples HS
49	Cruz, Evan	So.	DB	5-8	170	Viera, Fla. / Viera
43	Cruz, Zane	Sr.	LB	6-2	215	Jacksonville, Fla. / Yulee
96	Curry, Skyler	So.	DL	6-1	230	Graniteville, S.C. / Midland Valley
27	Daniels-Sanders, BJ	Fr.	RB	5-8	188	Rocky Mount, N.C. / Rocky Mount
16	Davis, Saire	Fr.	WR	6-2	170	Byron, Ga. / Peach County
80	Dinkins, Kenny	R-Sr.	WR	5-10	185	Lawley, Fla. / Bradford
77	Downer, Jarrod	R-So.	OL	6-3	265	Swainsboro, Ga. / Emmanuel County Inst.
22	Dunbar, Jamari	Fr.	RB	5-8	192	Bamberg, S.C. / Bamberg-Ehrhardt
32	Earl, Jonathan	Fr.	LB	5-10	215	Cayce, S.C. / Airport
68	Echols, Wesley	R-Fr.	K	5-7	180	Zeeland, Mich. / Zeeland East
8	Ellis, Anthony	Sr.	DL	6-1	245	Apopka, Fla. / Apopka
78	Evans, Zack	R-So.	OL	6-2	285	Florence, S.C. / South Florence
—	Faulks, TyReik	R-So.	LB	6-0	190	Goose Creek, S.C. / Stratford
81	Foster, Dale	Fr.	WR	5-11	175	St. Petersburg, Fla. / Pinellas Park
77	Freeman, Ronald	Fr.	DT	6-0	270	Sebastian, Fla. / Sebastian River
94	Funnye, Eishaun	R-So.	DL	6-2	295	Hemingway, S.C. / Hemingway
91	Garibay, Jacob	R-So.	DL	6-1	230	Hanahan, S.C. / Hanahan
—	Glover, Jonathan	R-Jr.	DL	6-1	220	Douglas, Ga. / Coffee County
51	Gold, Joe	R-Jr.	OL	6-3	270	Fort Myers, Fla. / South Ft. Myers (Fla. Atlantic)
30	Graves, Nick	So.	DB	6-1	165	Lexington, S.C. / Lexington
95	Hambrick-Crawford, Ramel	R-Jr.	DL	6-0	280	Atlanta, Ga. / Tucker
25	Hamilton, Chanin	R-So.	RB	5-10	198	Vienna, Ga. / Dooly County
64	Hammond, Quinlan	Jr.	DB	6-2	200	Nakina, S.C. / South Columbus
65	Haralambis, Stephen	R-So.	OL	6-3	270	Chapin, S.C. / Chapin
—	Harris, Joey	R-Fr.	LB	6-0	210	Summerville, S.C. / Summerville
2	Harris, Ronnie	R-Fr.	RB	5-10	205	Richmond Hill, Ga. / Richmond Hill
88	Hatten, Travay	R-So.	TE	6-4	220	Pageland, S.C. / Central
23	Henry, Elijah	Fr.	RB	5-10	170	Charlotte, N.C. / Rocky River
74	Henry, Leroy	So.	OL	6-2	320	St. Cloud, Fla. / St. Cloud
75	Hiller, Ryan	Fr.	OL	6-1	280	Blythewood, S.C. / Westwood
29	Hopkins, Shadarius	Jr.	DB	5-10	185	Winnboro, S.C. / Fairfield Central
37	Jenkins, Sekwan	Fr.	DB	6-0	182	Columbia, S.C. / Blythewood
84	Johnson, Craig	R-So.	LB	6-2	205	Swansea, S.C. / Swansea
1	Johnson, London	R-So.	QB	6-0	190	Clio, S.C. / Marlboro County
85	Karnap, Taylor	So.	WR	6-1	170	Myrtle Beach, S.C. / Socastee
99	Kennedy, David	Sr.	K/P	5-11	185	Summerville, S.C. / Summerville
50	King, Edward	So.	LB	6-1	210	Hallandale, Fla. / Hallandale

NO.	NAME	YR	POS	HT	WT	HOMETOWN / PREVIOUS SCHOOL
33	Knight, Tah'shim	Fr.	LB	5-10	215	St. Petersburg, Fla. / Northside Christian
14	Lindsey, Taz	Jr.	RB	5-7	176	Hephzibah, Ga. / Aquinas
11	Martin, Matthew	So.	WR	6-0	175	Anderson, S.C. / Westside
55	Maxberry IV, Joseph	R-Sr.	LB	6-4	230	Columbia, S.C. / Spring Valley
87	McClam, RJ	So.	RB	5-8	202	Latta, S.C. / Latta
71	McDaniel, Daviyon	Fr.	OL	6-3	265	Sumter, S.C. / Sumter
76	Melton, JT	Fr.	OL	6-2	285	Chesterfield, S.C. / Dillon
90	Mims, Shaundre	Fr.	DL	6-0	228	Vanceboro, N.C. / West Craven
10	Mitchell, Robert	Sr.	QB	6-0	220	Beaumont, Texas / Beaumont Central (Blinn)
40	Oliver, Noah	R-Jr.	DL	6-3	280	Altamonte Springs, Fla. / Lake Brantley
36	Powell, Terrell	Fr.	DB	5-9	185	Tallahassee, Fla. / North Florida Christian
—	Rankin, Steven	R-Fr.	QB	6-3	215	White House, Tenn. / White House
69	Ray, Ethan	R-Fr.	LS	6-0	185	Boiling Springs, S.C. / Boiling Springs
63	Reighard, Kyle	R-So.	K/P	6-2	185	Salem, Va. / Salem
89	Rhame, Kale	Fr.	TE	6-4	205	Chapin, S.C. / Chapin
66	Rice, JD	R-So.	OL	6-2	255	Orlando, Fla. / Lake Nona
18	Robinson, Johnny	Jr.	DL	6-1	260	Apopka, Fla. / Apopka
7	Rowland, Brandon	Jr.	DB	6-0	180	Irmo, S.C. / Irmo
9	Royer, Demetri	R-Fr.	DB	6-0	195	Clearwater, Fla. / Clearwater Central Catholic
41	Ruff, Bobby	Sr.	LB	6-3	210	Charleston, S.C. / West Ashley
52	Salley, Nick	So.	LB	5-10	165	Walterboro, S.C. / Colleton
57	Sands, Nick	R-Jr.	DL	6-1	280	Greer, S.C. / Eastside
45	Sayegh, Landon	R-Jr.	LB	5-9	215	Simpsonville, S.C. / Hillcrest
86	Schwarting, Garriss	So.	WR	5-10	160	Bamberg, S.C. / Bamberg Ehrhardt
83	Scott, Qua-Vonn	R-So.	TE	6-1	230	Athens, Ga. / Clarke Central
46	Shuler, Noah	Sr.	RB	5-7	215	Goose Creek, S.C. / Stratford
3	Slaton, Johnathan	R-Jr.	DB	5-10	180	Lithonia, Ga. / Arabia Mountain
20	Smalls, Darin	R-So.	DB	5-11	185	Summerville, S.C. / Summerville
79	Smith, Brackin	R-So.	OL	6-3	270	Bogart, Ga. / North Oconee
19	Smith, Brandon	Fr.	WR	5-8	175	Powder Springs, Ga. / McEachern
97	Smoak, Jacob	Jr.	K	6-1	160	Lexington, S.C. / Brookland-Cayce
5	Sosebee, J.D.	R-So.	LB	6-1	220	Gainesville, Ga. / Gainesville
92	Spiller, Kenny	Fr.	DL	6-1	270	Miami, Fla. / Miami Palmetto Senior
24	Stanley, Jarrod	So.	DB	5-9	165	Fairburn, Ga. / Creekside
38	Syvarth, Kyle	Fr.	LB	6-1	205	Marietta, Ga. / Lassiter
56	Taylor, Mike	R-So.	DL	6-3	250	Fairfax, S.C. / Allendale Fairfax
62	Tekac, Tyler	Jr.	K	6-0	160	Goose Creek, S.C. / Stratford
70	Thompson, Alex	R-Jr.	OL	6-2	270	Spartanburg, S.C. / Spartanburg
53	Thompson, D'Andra	Fr.	OL	6-3	250	Orangeburg, S.C. / Orangeburg-Wilkinson
73	Tononi, Nick	R-Jr.	OL	5-11	260	North Charleston, S.C. / Fort Dorchester
47	Usry, Alex	Fr.	K	5-10	185	McDonough, Ga. / Eagle's Landing Chris. Acad.
4	Wall, Geoffrey	So.	WR	5-9	175	High Point, N.C. / High Point Central
39	White, Quan	R-So.	DB	6-1	190	Greenville, S.C. / Christ Church
61	White, Travis	Jr.	OL	6-0	250	York, S.C. / York
31	Williams, Anton	Fr.	LB	6-3	215	Marianna, Fla. / Marianna
—	Williams, Jaquan	R-Fr.	WR	6-3	180	Simpsonville, S.C. / Woodmont
35	Williams, Stefan	So.	LB	6-0	215	Arcadia, Fla. / Desoto
58	Williamson, Jackson	R-Sr.	OL	6-0	285	Macon, Ga. / Jones County
—	Wilson, Avery	R-Fr.	DB	5-9	175	Myrtle Beach, S.C. / Myrtle Beach
26	Wilson, Terrance	Fr.	RB	5-8	200	Leesville, S.C. / Batesburg Leesville
93	Wright, Malik	R-Fr.	LB	5-11	220	Stafford, Va. / Wright Colonial Forge



#6 SHANE BUCENELL
R-SOPH • QB • 5-11 • 190



NOTES: 6-2 record as starter in leading CSU to second consecutive Big South title ... Two-time Big South Freshman of the Week following wins over Coastal Carolina and Liberty ... Tied for Big South lead with 15 passing TDs ... Led the conference in total offensive yards per play with 71 ... Threw for 149 yards and 4 TD in the 20T win at Coastal Carolina ... 13-14 for 156 yards vs. Presbyterian ... Career-high 172 yards and 3 TD vs. Bucknell ... Tossed 3 first half TDs at Liberty and broke a 57-yard TD run to give Bucs a 38-6 lead.



#8 ANTHONY ELLIS
SR • DL • 6-1 • 245



NOTES: 2016 Big South Defensive Player of the Year ... 2017 *Athlon's* Preseason All-American ... 2016 All-American selection by HERO Sports, *Associated Press* and *STATS FCS* ... Big South leader in sacks (7.0) and TFL (16.5) ... Dominant edge rusher that often commands double teams, and is effective against the run ... Big South Defensive Player of the Week after 3.5 TFL, 1 sack performance in win at Liberty ... 3 TFL, a sack and numerous pressures in conference opening road win over Monmouth ... 6 TFL over final 3 games of year.

2016 INDIVIDUAL STATISTICAL LEADERS

RUSHING	GP	Att	Gain	Loss	Net	Avg	TD	Long	Avg/G
Mike Holloway	10	105	891	10	881	8.4	9	76	88.1
Darius Hammond	10	100	585	9	576	5.8	4	51	57.6
SHANE BUCENELL	9	88	439	114	325	3.7	4	57	36.1
ROBERT MITCHELL	8	46	313	53	260	5.7	5	78	32.5
LONDON JOHNSON	5	31	248	36	212	6.8	3	33	42.4

PASSING	GP	Effic	Cmp-Att-Int	Pct	Yds	TD	Lng	Avg/G
SHANE BUCENELL	9	174.25	67-113-6	59.3	1100	15	84	122.2
ROBERT MITCHELL	8	85.72	14-43-3	32.6	265	2	57	33.1
Kyle Copeland	2	70.76	9-22-1	40.9	102	0	21	51.0
LONDON JOHNSON	5	134.33	6-12-1	50.0	105	1	43	21.0

RECEIVING	GP	No.	Yds	Avg	TD	Long	Avg/G
KAMERON BROWN	11	27	540	20.0	6	57	49.1
Colton Korn	10	15	235	15.7	3	43	23.5
Jared Scotland	10	14	247	17.6	3	84	24.7
Mike Holloway	10	13	169	13.0	2	63	16.9

PUNT RETURNS	No.	Yds	Avg	TD	Long
Darius Hammond	21	225	10.7	0	49
Kelan Fraise	4	120	30.0	1	70

INTERCEPTIONS	No.	Yds	Avg	TD	Long
Troy McGowens	4	28	7.0	0	30
SHADARIUS HOPKINS	2	0	0.0	0	0

KICKOFF RETURNS	No.	Yds	Avg	TD	Long
Darius Hammond	15	506	33.7	0	83
Mike Holloway	4	46	11.5	0	17
Kelan Fraise	3	47	15.7	0	24

SCORING	TD	FGs	Kick	Rush	Rcv	Pass	DXP	Saf	Pts
Mike Holloway	11	0-0	0-0	1-1	0	0-0	0	0	68
TYLER TEKAC	0	4-6	43-45	0-0	0	0-0	0	0	55
KAMERON BROWN	6	0-0	0-0	0-0	0	0-0	0	0	36
ROBERT MITCHELL	5	0-0	0-0	0-0	0	0-0	0	0	30
Ben Robinson	4	0-0	0-0	0-0	0	0-0	0	0	24
Darius Hammond	4	0-0	0-0	0-0	0	0-0	0	0	24
SHANE BUCENELL	4	0-0	0-0	0-0	0	0-0	0	0	24

TOTAL OFFENSE	GP	Plays	Rush	Pass	Total	Avg/G
SHANE BUCENELL	9	201	325	1100	1425	158.3
Mike Holloway	10	105	881	0	881	88.1
Darius Hammond	10	100	576	0	576	57.6
ROBERT MITCHELL	8	89	260	265	525	65.6
LONDON JOHNSON	5	43	212	105	317	63.4

PUNTING	No.	Yds	Avg	Long	TB	FC	I20	Bkd
Truett Burns	48	1811	37.7	61	1	7	16	0

ALL PURPOSE	GP	Rush	Rec	PR	KOR	IR	Tot	Avg/G
Darius Hammond	10	576	40	225	506	0	1347	134.7
Mike Holloway	10	881	169	0	46	0	1096	109.6
KAMERON BROWN	11	0	540	0	0	0	540	49.1
SHANE BUCENELL	9	325	0	0	0	0	325	36.1
ROBERT MITCHELL	8	260	0	0	0	0	260	32.5

TACKLES	GP	SOLO	AST	TOT	TFL-YDS	SK-YDS
SOLOMON BROWN	10	34	36	70	14.5-65	4.5-46
Corbin Jackson	10	33	24	57	3.0-12	0.5-5
D.J. Curl	11	33	19	52	2.0-18	1.5-16
ZANE CRUZ	11	25	24	49	5.5-23	2.0-15
ANTHONY ELLIS	10	26	19	45	16.0-50	7.0-28
NOAH OLIVER	10	11	30	41	2.5-4	.
SHADARIUS HOPKINS	11	24	17	41	1.0-4	.
Nikolay Timoshchuk	8	20	17	37	2.5-4	.

2017 returnees in ALL CAPS

2016 TEAM STATISTICS

SCORING	CSU	OPP
Points Per Game	33.0	22.2
Points Off Turnovers	62	56
FIRST DOWNS	204	177
Rushing	134	80
Passing	63	80
Penalty	7	17
RUSHING YARDAGE	2932	1488
Yards gained rushing	3223	1787
Yards lost rushing	291	299
Rushing Attempts	487	413
Average Per Rush	6.0	3.6
Average Per Game	266.5	135.3
TDs Rushing	30	15
PASSING YARDAGE	1572	1747
Comp-Att-Int	96-190-11	169-300-11
Average Per Pass	8.3	5.8
Average Per Catch	16.4	10.3
Average Per Game	142.9	158.8
TDs Passing	18	15
TOTAL OFFENSE	4504	3235
Total Plays	677	713
Average Per Play	6.7	4.5
Average Per Game	409.5	294.1
KICK RETURNS: #-Yards	28-712	55-965
PUNT RETURNS: #-Yards	25-345	13-143
INT RETURNS: #-Yards	11-94	11-145
KICK RETURN AVERAGE	25.4	17.5
PUNT RETURN AVERAGE	13.8	11.0
INT RETURN AVERAGE	8.5	13.2
FUMBLES-LOST	18-9	10-6
PENALTIES-Yards	83-665	46-437
Average Per Game	60.5	39.7
PUNTS-Yards	50-1840	70-2755
Average Per Punt	36.8	39.4
Net punt average	33.5	33.6
KICKOFFS-Yards	65-3711	46-2752
Average Per Kick	57.1	59.8
Net kick average	39.2	36.2
TIME OF POSSESSION/Game	31:08	28:52
3RD-DOWN Conversions	52/132	61/157
3rd-Down Pct	39%	39%
4TH-DOWN Conversions	9/13	8/16
4th-Down Pct	69%	50%
SACKS BY-Yards	29-199	21-120
MISC YARDS	0	0
TOUCHDOWNS SCORED	49	32
FIELD GOALS-ATTEMPTS	6-10	7-8
ON-SIDE KICKS	0-0	0-0
RED-ZONE SCORES	(32-40) 80%	(17-22) 77%
RED-ZONE TOUCHDOWNS	(27-40) 68%	(14-22) 64%
PAT-ATTEMPTS	(45-47) 96%	(27-29) 93%
ATTENDANCE	13560	132043
Games/Avg Per Game	5/2712	6/22007

SCORE BY QUARTERS	1st	2nd	3rd	4th	OT	Total
Charleston Southern	71	119	84	75	14	363
Opponents	62	42	69	51	20	244

2016 RESULTS (7-4, 4-1 Big South)

Aug. 27	at #1/1 North Dakota State (OT)	L, 17-24
Sept. 3	KENTUCKY STATE	W, 57-7
Sept. 10	at Florida State (#3/3)	L, 8-52
Sept. 24	at Monmouth *	W, 35-7
Oct. 1	at #14 Coastal Carolina (2OT)	W, 59-58
Oct. 22	PRESBYTERIAN *	W, 38-3
Oct. 29	BUCKNELL	W, 49-28
Nov. 5	GARDNER-WEBB *	L, 10-17
Nov. 12	at #24/25 Liberty *	W, 48-26
Nov. 19	#22 KENNESAW STATE *	W, 28-7
Nov. 26	at #19/19 Wofford \$	L, 14-15

* - Big South Conference game HOME GAME IN ALL CAPS
\$ - FCS Playoff game

2017 SCHEDULE

Sept. 2	NORTH CAROLINA A&T	6:00pm	1st meeting
Sept. 9	at Wyoming	4:00pm	1st meeting
Sept. 16	WESTERN CAROLINA	6:00pm	WCU leads series, 4-2
Sept. 23	at Wofford	1:30pm	WOF leads series, 16-7
Oct. 7	SHORTER	1:30pm	1st meeting
Oct. 14	at N.C. Central	2:00pm	series tied, 2-2
Oct. 21	at Kennesaw State *	7:00pm	KSU leads series, 2-0
Oct. 28	LIBERTY *	12:00pm	LU leads series, 13-9-1
Nov. 4	CHARLESTON SOUTHERN *	1:30pm	GWU leads series, 10-6
Nov. 11	at Monmouth *	12:00pm	MU leads series, 2-1
Nov. 18	at Presbyterian *	1:00pm	GWU leads series, 21-18

HOME GAME IN ALL CAPS

* - Big South Conference game

All Times EST and subject to change

RUNNIN' BULLDOG QUICK FACTS

Location:	Boiling Springs, N.C.
Founded:	1905
Enrollment:	4,970
Nickname:	Runnin' Bulldogs
School Colors:	Scarlet and Black
Stadium:	Ernest W. Spangler Stadium (8,500)
Surface:	Artificial Turf
President:	Dr. Frank Bonner (Furman, 1969)
Athletics Director:	Chuck Burch (Gardner-Webb, 1979)
Senior Woman Administrator:	Pam Scruggs
Faculty Athletics Representative:	Chris Davis
Athletic Dept. Phone:	704-406-4340
Ticket Office Phone:	704-406-3576
Website:	www.gwusports.com
Twitter Feed:	@GWUsports

RUNNIN' BULLDOG FOOTBALL FACTS

First Year:	1970
Overall All-Time Record:	243-261-1 (.482)
Overall Big South Record:	34-39 (.466)
Big South Championships:	2 (2002, 2003)
FCS Playoff Appearances:	none
All-Time FCS Playoff Record:	n/a
Last Postseason Appearance:	1992 NAIA Championship Bowl vs. Central State (L, 16-19)
2016 Overall Record:	5-6
2016 Big South Record (Finish):	3-2 (T-3rd)
Final 2016 National Top 25 Rankings:	none
Football Office Phone:	704-406-4344
Best Time To Reach Coach Carroll McCray:	Contact SID
Football SID Contact:	Marc Rabb
SID Office Phone:	704-406-4355
SID Cell Phone:	704-974-3662
SID e-mail:	mrabb@gardner-webb.edu
SID Fax:	704-406-4739
Press Box Phone:	704-406-3576



2017 TEAM INFORMATION

Basic Offense: Spread Option

Basic Defense: 3-4

Lettermen Returning: 47

21	Offense
20	Defense
6	Specialty

Lettermen Lost: 19

7	Offense
9	Defense
3	Specialty



Starters Returning: 25

Offense (9)

QB	Tyrell Maxwell - 6-2, 230, Sr.	Offensive Player of the Year
RB	Jonathan Blackmon - 6-0, 193, Jr.	
WR	Jacob Henderson - 5-10, 182, Sr.	
WR	Kyle Horton - 5-11, 181, Jr.	
WR	Willie Jackson IV - 6-1, 220, Sr. / Adonus Lee - 6-4, 218, Jr.	
OL	Will Millikan - 6-3, 311, Jr.	2nd Team All-Big South
OL	Brayden Briggs - 6-3, 303, R-Soph.	
OL	Charlie Eudy - 6-2, 298, R-Jr.	

Defense (12)

DE	P.J. Fuimaono - 6-1, 293, Sr.	2nd Team All-Big South
NG	Josh Ramseur - 5-11, 283, R-Jr.	
DL	Quinton Patterson - 6-1, 257, R-Sr.	
DL	Laron Glenn - 6-2, 294, Sr. / Davis Neilands - 6-3, 255, R-Soph.	
LB	Jeffrey Pegues - 6-0, 208, Sr.	
LB	Corey Horne - 6-0, 221, Jr. / Kenyatta Dunbar - 5-11, 214, Sr.	
DB	Thomas Adams - 6-2, 206, R-Sr.	
DB	Triston Dozier - 6-0, 172, Jr.	
DB	Josh Carter - 5-11, 191, Jr. / Devin Mines - 5-9, 200, Soph.	

Specialty (4)

PK	Paul Schumacher - 5-10, 177, Sr.	2nd Team All-Big South
P	Andrew Komornik - 6-5, 263, R-Sr.	
KR	Kyle Horton - 5-11, 181, Jr.	
PR	Jacob Henderson - 5-10, 182, Sr.	

Starters Lost: 10

Offense (4)

RB	Khalil Lewis	2nd Team All-Big South
TE	Mike Estes	1st Team All-Big South
OL	David Sutton	1st Team All-Big South
OL	Caleb Smith	2nd Team All-Big South

Defense (4)

OLB	Chad Geter	1st Team All-Big South
LB	Aaron Cook	1st Team All-Big South
CB	Jaylan Foster	1st Team All-Big South
S	Spencer Havird	

Specialty (2)

LS	James Needham
KR	Robert McKoy



HEAD COACH**CARROLL McCRAY**


5th season at Gardner-Webb
20-26 (.435)

HOMETOWN:

Monroe, N.C.

ALMA MATER (YEAR):

Gardner-Webb (1983)

**PLAYING CAREER:**

Offensive Lineman at Gardner-Webb (1979-82)

COACHING CAREER:

GARDNER-WEBB - Head Coach.....2013-present
North Greenville - Head Coach.....2012
Mercer - Associate Head Coach.....2011
Furman - Offensive Line.....2007-10
Austin Peay - Head Coach.....2003-06
Mississippi State - Offensive Line.....2001-02
Samford - Offensive Line.....1994-00
South Carolina - Offensive Line/TEs/H-Backs.....1989-93
Appalachian State - Outside Linebackers.....1985-87
Appalachian State - Graduate Assistant/TEs/OTs.....1984

COACHING & CAREER HIGHLIGHTS:


- Named Gardner-Webb's ninth head coach on Jan. 28, 2013
- Has led GWU to five wins over nationally-ranked programs in his four seasons -- all over Top 15 teams, including three in his first year at the helm
- In his four seasons, has coached five National Player of the Year candidates (2 - Offense, 2 - Defense, 1 - Freshman) in addition to the 2013 FCS Defensive Lineman of the Year
- Runnin' Bulldogs became first Big South team in League history to defeat nationally-ranked teams in consecutive weeks in 2013
- Produced the 2016 Big South Offensive Player of the Year (**TYRELL MAXWELL**), the program's first honoree since 2002
- In first season, directed GWU to its most wins since 2003
- First GWU coach to post a winning record in his first year since 1997
- Is first GWU alumnus to serve as head football coach since **WOODY FISH** (1984-96)
- Led North Greenville to five wins in final six games of 2012 season
- Spent one season at Mercer assisting with the program's start-up efforts
- Helped Furman to three winning seasons in four years, while Samford posted winning records in five of his seven seasons on staff
- Tutored NFL first round draft pick **EARNEST DYE** while at South Carolina
- Part of Appalachian State staff that won two SoCon titles as well as playoff appearances in 1986 and 1987
- Was a three-year letterwinner at Gardner-Webb, helping the Runnin' Bulldogs to a 7-3 record as a senior in 1982 -- the program's first winning season since 1977
- Is an ordained Baptist deacon

ASSISTANT COACHES & SUPPORT STAFF

Travis Cunningham (Gardner-Webb, 2003) - Defensive Coordinator/ILBs
 Chris Grimes (Tennessee Tech, 2008) - Secondary
 Brett Hickman (East Carolina, 2009) - Run Game Coord./RBs/TEs
 Bennett Houston (North Greenville, 2015) - Receivers/Dir. of Football Ops
 Trey McCray (Furman, 2011) - Outside Linebackers
 Brett Nichols (South Carolina, 2006) - Offensive Coordinator/QBs
 Kenny Ray (Southern Mississippi, 1995) - Assistant Head Coach/OL
 Dennis Thomas (South Carolina, 2001) - Defensive Line Coach
 Carlo Jimenez - Offensive Graduate Assistant/Video Coordinator
 Jimmy Laughlin - Defensive Graduate Assistant
 Kevin Jones - Head Athletic Trainer

CARROLL McCRAY'S COLLEGIATE HEAD COACHING RECORD

Year	School	Overall	Big South
2003	Austin Peay	4-7	
2004	Austin Peay	2-9	
2005	Austin Peay	2-9	
2006	Austin Peay	3-8	
2012	North Greenville	5-6	
2013	Gardner-Webb	7-5	2-3
2014	Gardner-Webb	4-8	0-5
2015	Gardner-Webb	4-7	2-4
2016	Gardner-Webb	5-6	3-2
Gardner-Webb Total		20-26	7-14
Career Total		36-65	



ALPHABETICAL ROSTER

NO.	NAME	YR	POS	HT	WT	HOMETOWN / PREVIOUS SCHOOL
6	Adams, Thomas	R-Sr.	DB	6-2	206	Memphis, Tenn. / Central HS
10	Arrington, Chase	R-Sr.	QB	6-0	198	Sanford, N.C. / Lee County HS
55	Bailey, Kendall	Fr.	DE	6-4	240	Marietta, Ga. / Kell HS
56	Bennett, Alan	R-So.	LB	5-11	209	Asheboro, N.C. / Asheboro HS
21	Bernard, Kerry	Sr.	RB	5-9	189	Orlando, Fla. / Dr. Phillips HS
18	Blackmon, Jonathan	Jr.	RB	6-0	193	Fayetteville, N.C. / Terry Sanford HS
---	Boyd, Kiantae	R-Fr.	RB	6-1	214	Laurens, S.C. / Laurens District 55 HS
75	Briggs, Brayden	R-So.	OL	6-3	303	McCalla, Ala. / McAdory HS
52	Buchanan, Mason	R-Jr.	LB	5-10	211	Hartwell, Ga. / Hart County HS
28	Cagle, Jayln	So.	RB	5-11	202	Kannapolis, N.C. / A.L. Brown HS
22	Carter, Josh	Jr.	CB	5-11	191	Bristow, Va. / Fork Union Military Academy
8	Carter, Tysean	R-Fr.	RB	5-8	182	Fairborn, Ga. / Creekside HS
19	Chapman, Caleb	R-Jr.	TE	6-3	225	Ft. Myers, Fla. / Evangelical Christian (Akron)
74	Clark, Darius	Fr.	OL	6-2	280	Shelby, N.C. / Shelby HS
54	Clark, Kyndall	Fr.	OLB	6-2	225	Oak Ridge, Tenn. / Oak Ridge HS
49	Cochran, Dalton	R-Sr.	DE	6-1	246	Shelby, N.C. / Crest HS
61	Cole, Cliff	Fr.	OL	6-3	285	Kodak, Tenn. / Northview Academy
81	Collins, Braylin	R-So.	WR	6-1	172	Duncan, S.C. / Byrnes HS (Eastern Michigan)
1	Dozier, Triston	Jr.	CB	6-0	172	LaGrange, Ga. / LaGrange HS
51	Dunbar, Kenyatta	Sr.	LB	5-11	214	Edgefield, S.C. / Strom Thurmond HS
17	Edwards, Ali	R-So.	CB	6-0	196	Sugar Hill, Ga. / North Gwinnett HS
82	Ellis II, James	R-Fr.	WR	6-2	191	Greensboro, N.C. / Page HS
71	Eudy, Charlie	R-Jr.	OL	6-2	298	Locust, N.C. / West Stanley HS
66	Francis, Carter	Fr.	OL	6-2	285	Kennesaw, Ga. / Allatoona HS
95	Fuimaono, P.J.	Sr.	DE	6-1	293	Pago Pago, American Samoa / Mt. San Antonio
57	Gilliland, Cody	R-Fr.	LB	5-10	206	Statesville, N.C. / South Iredell HS
94	Glenn, Laron	Sr.	DL	6-2	294	Charlotte, N.C. / West Mecklenburg HS
88	Goodman, Jackson	R-Sr.	TE	6-6	247	Smithfield, Va. / Isle of Wight Academy
35	Gordon, Donte'	Sr.	OLB	6-0	250	Buford, Ga. / Buford HS
86	Grant, Johnathan	R-Fr.	TE	6-3	220	Dacula, Ga. / Dacula HS
2	Green, Kameron	Fr.	CB	5-9	170	Montgomery, Ala. / Park Crossing HS
3	Grier, Deonte	Fr.	CB	5-11	170	Charlotte, N.C. / Mallard Creek HS
43	Hampton, Jake	So.	LB	5-11	200	Tampa, Fla. / Sickles HS
80	Henderson, Jacob	Sr.	WR	5-10	182	Waxhaw, N.C. / Marvin Ridge HS
39	Horne, Corey	Jr.	LB	6-0	221	Guyton, Ga. / South Effingham HS
7	Horton, Kyle	Jr.	WR	5-11	181	Charlotte, N.C. / Mallard Creek HS
90	Ikoku, Alexander	R-Fr.	DE	6-3	263	Duluth, Ga. / Northview HS
40	Jackson, Tre'	R-So.	PK	5-10	226	Newland, N.C. / Avery County HS
16	Jackson IV, Willie	Sr.	WR	6-1	220	Mobile, Ala. / Faith Academy
84	Jolly, Ralph	R-Jr.	WR	6-2	196	Shelby, N.C. / Shelby HS
11	Keene, A.J.	So.	CB	5-10	170	Savannah, Ga. / Army Prep
---	Kirksey, Stephen	R-Fr.	RB	5-7	191	Central, S.C. / Daniel HS
89	Komornik, Andrew	R-Sr.	P	6-5	263	Fort Mill, S.C. / Nations Ford HS (South Carolina)
60	Leahey, Brandon	R-So.	OL	6-3	296	Parker, Colo. / Chaparral HS (Eastern Michigan)
5	Lee, Adonus	Jr.	WR	6-4	218	Blythewood, S.C. / Westwood HS
---	Lindsay, Schiem	R-Fr.	WR	6-1	192	Clemmons, N.C. / West Forsyth HS

NO.	NAME	YR	POS	HT	WT	HOMETOWN / PREVIOUS SCHOOL
37	Lott, Da'Mario	So.	OLB	6-1	205	Buford, Ga. / Buford HS
23	Mack, Jamarius	R-Fr.	RB	5-7	180	Laurens, S.C. / Laurens District 55 HS
99	Manning, Donovan	R-Sr.	DL	6-2	259	Gaffney, S.C. / Gaffney HS
12	Maxwell, Tyrell	Sr.	QB	6-2	230	Cordova, S.C. / Edisto HS
48	McCray, Antwann	R-Fr.	LB	5-8	201	Greenville, S.C. / Wade Hampton HS
34	Messick, Kirk	R-Jr.	OLB	6-2	231	Wilmington, N.C. / Hoggard HS
65	Millikan, Will	Jr.	OL	6-3	311	Pinehurst, N.C. / Pinecrest HS
20	Mines, Devin	So.	FS	5-9	200	Charlotte, N.C. / Mallard Creek HS
26	Moses, A.J.	Fr.	RB	6-0	205	Griffin, Ga. / Spalding HS
69	Mullins, Will	Fr.	LS	5-11	215	Hoover, Ala. / Spain Park HS
44	Murphy, Said	R-Jr.	LB	5-10	202	Tarboro, N.C. / Tarboro HS
13	Myers, Jaylen	Fr.	QB	6-2	180	Alcoa, Tenn. / Alcoa HS
98	Neilands, Davis	R-So.	DE	6-3	255	Park Ridge, Ill. / Maine South HS
76	Nichols, Jack	Fr.	OL	6-3	290	Roswell, Ga. / Roswell HS
42	Nicholson, Devin	R-So.	LB	5-10	201	Statesville, N.C. / North Iredell HS
53	Patterson, K'Maron	R-Fr.	NG	6-2	273	Lawrenceville, Ga. / Mountain View HS
31	Patterson, Quinton	R-Sr.	DE	6-1	257	Shelby, N.C. / Crest HS (N.C. State)
46	Pegues, Jeffrey	Sr.	LB	6-0	208	Charlotte, N.C. / Mallard Creek HS
29	Perry, Elijah	Jr.	RB	5-8	175	Apex, N.C. / Middle Creek HS
87	Perry, Jacob	Fr.	TE	6-2	215	Acworth, Ga. / Allatoona HS
83	Piercy, Ethan	Fr.	WR	6-1	185	Fort Mill, S.C. / Fort Mill HS
93	Ramseur, Josh	R-Jr.	NG	5-11	283	Kingstown, N.C. / Burns HS
27	Reynolds, Darien	Fr.	OLB	6-0	205	Charlotte, N.C. / Vance HS
14	Rigby, Ramsey	R-Fr.	DB	6-1	196	Elba, Ala. / Elba HS (Troy)
---	Rodgers, Kobe	R-Fr.	CB	6-0	181	Gaffney, S.C. / Gaffney HS
15	Rollins, Brody	Jr.	QB/WR	5-11	182	Knoxville, Tenn. / South Doyle HS
92	Schumacher, Paul	Sr.	PK	5-10	177	West Palm Beach, Fla. / The King's Academy
62	Scoggins, Garrett	Fr.	OL	6-1	270	Buford, Ga. / Buford HS
96	Singleton, John	Fr.	DE	6-5	215	Apex, N.C. / Middle Creek HS
67	Smith, Daniel	R-Fr.	OL	6-4	286	Williston, S.C. / Williston-Elko HS
9	Smith, Jordan	Fr.	QB	6-1	200	Fruit Cove, Fla. / Bartram Trail HS
---	Stanley, Hunter	R-Fr.	DB	5-4	153	Cashiers, N.C. / Rabun Gap-Nachoochee School
38	Thomas, Shai	Fr.	LB	6-2	230	Anderson, S.C. / T.L. Hanna HS
91	Thompson, Donnie	Fr.	DL	6-3	290	Lincolnton, N.C. / Lincolnton HS
64	Thoms, Brandon	R-Fr.	LS	5-11	267	Gaffney, S.C. / Gaffney HS
47	Tims, P.J.	R-So.	WR	5-10	152	Laurens, S.C. / Laurens HS
41	Tobin, Christopher	R-Fr.	WR	5-10	156	Lithonia, Ga. / Lithonia HS
58	Torzsok, Tommy	Sr.	PK/P	6-1	181	Gold Coast, Queensland, Australia / Lewis & Clark CC
68	Tyler, Dustin	R-Fr.	OL	6-2	285	Davidson, N.C. / Davidson Day School
30	Walker, R.J.	Fr.	DB	6-0	170	Buford, Ga. / Buford HS
73	Walton, Josh	R-So.	PK	5-11	171	Winterville, N.C. / Ayden-Grifton HS
50	Wilder, Noah	Fr.	LB	6-1	215	Bessemer, Ala. / Bessemer Academy
63	Wilson, David	Fr.	OL	6-3	315	Hope Mills, N.C. / South View HS
77	Wray, Seth	R-Fr.	LS	5-10	239	Forest City, N.C. / Chase HS
78	Wright, Brock	R-Fr.	OL	6-6	298	Maiden, N.C. / Maiden HS



#12 TYRELL MAXWELL
SR • QB • 6-2 • 230



NOTES: 2016 Big South Offensive Player of the Year ... 2016 Hero FCS All-America ... Walter Payton Finalist ... Led BSC in total offense and rushing yards ... First QB in BSC history to lead league in rushing yards ... GWU-record 118.2 ypg rushing and 302.0 ypg total offense in BSC games ... Set BSC season mark with 5 games of 100+ rushing/passing ... Had 32 explosive plays (20+ yards) ... 3-time BSC Player of Week ... Runs the 40-yard dash in 4.47 seconds ... All-America candidate ... Ranks No. 11 in program history with 2,731 passing yards ... Ranks No. 7 in program history with 2,014 rushing yards.



#95 P.J. FUIMAONO
SR • DE • 6-1 • 293



NOTES: 2016 2nd Team All-Big South ... Has bulked up to 293 pounds while preserving agility ... Led GWU with 5.0 sacks in first season as a starter ... Had 3.0 sacks vs. BSC opponents ... Posted 2.0 sacks at FBS Ohio (9/24). Also forced a fumble in that game ... Had seven hits and one sack at Liberty (10/29) ... Had two hits and a key sack in the win at No. 8 Charleston Southern (11/5) ... Former high school linebacker ... Played in the same Samoa High program on American Samoa that produced current Denver Broncos defensive lineman **DOMATA PEKO**.

2016 INDIVIDUAL STATISTICAL LEADERS

RUSHING	GP	Att	Gain	Loss	Net	Avg	TD	Long	Avg/G
TYRELL MAXWELL	11	168	1120	155	965	5.7	8	87	87.7
Khalil Lewis	10	182	979	24	955	5.2	14	37	95.5
JONATHAN BLACKMON	10	46	252	6	246	5.3	1	39	24.6
JAYLN CAGLE	10	44	192	14	178	4.0	1	27	17.8
ELIJAH PERRY	9	20	137	1	136	6.8	0	39	15.1

PASSING	GP	Effic	Cmp-Att-Int	Pct	Yds	TD	Lng	Avg/G
TYRELL MAXWELL	11	124.21	131-235-4	55.7	1657	9	74	150.6

RECEIVING	GP	No.	Yds	Avg	TD	Long	Avg/G
Mike Estes	11	41	494	12.0	2	64	44.9
ADONUS LEE	11	19	280	14.7	2	64	25.5
JACOB HENDERSON	11	15	162	10.8	1	38	14.7
WILLIE JACKSON IV	11	12	238	19.8	3	70	21.6
KYLE HORTON	9	12	175	14.6	1	74	19.4
JONATHAN BLACKMON	10	10	119	11.9	0	34	11.9

PUNT RETURNS	No.	Yds	Avg	TD	Long
KYLE HORTON	5	17	3.4	0	14
JACOB HENDERSON	4	34	8.5	0	25

INTERCEPTIONS	No.	Yds	Avg	TD	Long
Jaylan Foster	5	74	14.8	1	42
Aaron Cook	2	31	15.5	0	31

KICKOFF RETURNS	No.	Yds	Avg	TD	Long
BRODY ROLLINS	22	454	20.6	0	44
Robert McKoy	6	96	16.0	0	35
THOMAS ADAMS	4	86	21.5	0	31

----- PATs -----

SCORING	TD	FGs	Kick	Rush	Rcv	Pass	DXP	Saf	Pts
Khalil Lewis	14	0-0	0-0	0-0	0	0-0	0	0	84
PAUL SCHUMACHER	0	10-11	32-32	0-0	0	0-0	0	0	62
TYRELL MAXWELL	8	0-0	0-0	0-0	1	1-1	0	0	50
WILLIE JACKSON IV	3	0-0	0-0	0-0	0	0-0	0	0	18
Jaylan Foster	2	0-0	0-0	0-0	0	0-0	0	0	12
Mike Estes	2	0-0	0-0	0-0	0	0-0	0	0	12
ADONUS LEE	2	0-0	0-0	0-0	0	0-0	0	0	12

TOTAL OFFENSE	GP	Plays	Rush	Pass	Total	Avg/G
TYRELL MAXWELL	11	403	965	1657	2622	238.4
Khalil Lewis	10	182	955	0	955	95.5
JONATHAN BLACKMON	10	47	246	0	246	24.6
JAYLN CAGLE	10	44	178	0	178	17.8
ELIJAH PERRY	9	20	136	0	136	15.1

PUNTING	No.	Yds	Avg	Long	TB	FC	I20	Bkd
ANDREW KOMORNIK	60	2464	41.1	57	6	8	19	0

ALL PURPOSE	GP	Rush	Rec	PR	KOR	IR	Tot	Avg/G
Khalil Lewis	10	955	122	0	0	0	1077	107.7
TYRELL MAXWELL	11	965	0	0	0	0	965	87.7
BRODY ROLLINS	11	42	7	0	454	0	503	45.7
Mike Estes	11	0	494	0	0	0	494	44.9
JONATHAN BLACKMON	10	246	119	0	0	0	365	36.5

TACKLES	GP	SOLO	AST	TOT	TFL-YDS	SK-YDS
Chad Geter	11	67	51	118	8.0-31	1.0-8
Aaron Cook	11	28	35	63	5.0-10	1.0-5
COREY HORNE	11	33	22	55	4.0-6	1.5-3
JEFFREY PEGUES	10	31	23	54	5.0-32	4.0-31
Spencer Havird	11	28	20	48	1.0-4	.
DEVIN MINES	11	32	16	48	.	.
Jaylan Foster	11	31	14	45	2.5-11	0.5-6
Justin Miller	11	19	25	44	2.0-6	1.0-2

2016 TEAM STATISTICS

SCORING	GWU	OPP
Points Per Game	276	251
Points Off Turnovers	25.1	22.8
Points Off Turnovers	41	20
FIRST DOWNS	202	221
Rushing	130	117
Passing	64	94
Penalty	8	10
RUSHING YARDAGE	2519	2148
Yards gained rushing	2742	2351
Yards lost rushing	223	203
Rushing Attempts	485	470
Average Per Rush	5.2	4.6
Average Per Game	229.0	195.3
TDs Rushing	24	17
PASSING YARDAGE	1679	2052
Comp-Att-Int	134-241-4	187-291-11
Average Per Pass	7.0	7.1
Average Per Catch	12.5	11.0
Average Per Game	152.6	186.5
TDs Passing	9	14
TOTAL OFFENSE	4198	4200
Total Plays	726	761
Average Per Play	5.8	5.5
Average Per Game	381.6	381.8
KICK RETURNS: #-Yards	37-691	24-455
PUNT RETURNS: #-Yards	11-49	18-270
INT RETURNS: #-Yards	11-120	4-36
KICK RETURN AVERAGE	18.7	19.0
PUNT RETURN AVERAGE	4.5	15.0
INT RETURN AVERAGE	10.9	9.0
FUMBLES-LOST	17-6	12-5
PENALTIES-Yards	47-453	58-425
Average Per Game	41.2	38.6
PUNTS-Yards	60-2464	56-2254
Average Per Punt	41.1	40.2
Net punt average	34.6	37.9
KICKOFFS-Yards	56-3371	50-2961
Average Per Kick	60.2	59.2
Net kick average	40.9	40.4
TIME OF POSSESSION/Game	29:50	30:09
3RD-DOWN Conversions	63/155	65/159
3rd-Down Pct	41%	41%
4TH-DOWN Conversions	7/12	15/20
4th-Down Pct	58%	75%
SACKS BY-Yards	21-114	19-132
MISC YARDS	0	26
TOUCHDOWNS SCORED	35	32
FIELD GOALS-ATTEMPTS	10-11	10-14
ON-SIDE KICKS	0-0	0-0
RED-ZONE SCORES	(31-35) 89%	(32-42) 76%
RED-ZONE TOUCHDOWNS	(22-35) 63%	(24-42) 57%
PAT-ATTEMPTS	(34-34) 100%	(25-29) 86%
ATTENDANCE	25767	59110
Games/Avg Per Game	6/4294	5/11822

SCORE BY QUARTERS	1st	2nd	3rd	4th	OT	Total
Gardner-Webb	41	71	83	74	7	276
Opponents	69	62	46	65	9	251

2016 RESULTS (5-6, 3-2 Big South)

Sept. 3	at Elon	W, 31-6
Sept. 10	at Western Carolina	L, 14-44
Sept. 17	#15/15 THE CITADEL	L, 24-31
Sept. 24	at Ohio	L, 21-37
Oct. 1	BENEDICT	W, 45-0
Oct. 8	PRESBYTERIAN *	W, 24-3
Oct. 15	#16 COASTAL CAROLINA	L, 7-17
Oct. 22	KENNESAW STATE *	L, 39-47
Oct. 29	at Liberty *	(OT) L, 20-23
Nov. 5	at #8/9 Charleston Southern *	W, 17-10
Nov. 19	MONMOUTH *	(OT) W, 34-33

* - Big South Conference game
HOME GAME IN ALL CAPS

2017 returnees in ALL CAPS

2017 SCHEDULE

Aug. 31	at Samford	7:00pm	1st meeting
Sept. 9	TENNESSEE TECH	7:00pm	1st meeting
Sept. 16	at Alabama State	8:00pm	1st meeting
Sept. 30	NORTH GREENVILLE	3:30pm	1st meeting
Oct. 7	TEXAS SOUTHERN	7:00pm	1st meeting
Oct. 14	at Liberty *	6:00pm	LU leads series, 2-0
Oct. 21	GARDNER-WEBB *	7:00pm	KSU leads series, 2-0
Oct. 28	at Presbyterian *	2:30pm	series tied, 1-1
Nov. 4	at Montana State	2:00pm	1st meeting
Nov. 11	CHARLESTON SOUTHERN *	3:30pm	CSU leads series, 2-0
Nov. 18	MONMOUTH *	TBA	KSU leads series, 2-0

HOME GAME IN ALL CAPS

* - Big South Conference game

Subject to change

OWL QUICK FACTS

Location:	Kennesaw, Ga.
Founded:	1963
Enrollment:	35,000
Nickname:	Owls
School Colors:	Black and Gold
Stadium:	Fifth Third Bank Stadium (8,300)
Surface:	Natural Grass (Bermuda)
President:	Sam Olens (American, 1978)
Interim Athletics Director:	Matt Griffin
Senior Woman Administrator:	Katie Egloff
Faculty Athletics Representative:	Daniel Niederjohn
Athletic Dept. Phone:	470-578-6284
Ticket Office Phone:	470-578-6957
Website:	www.ksuowls.com
Twitter Feed:	@KennesawStFB

OWL FOOTBALL FACTS

Established:	Feb. 14, 2013
First Year:	2015
Overall All-Time Record:	14-8 (.636)
Overall Big South Record:	5-6 (.455)
Big South Championships:	none
FCS Playoff Appearances:	none
All-Time FCS Playoff Record:	n/a
Last Postseason Appearance:	n/a
2016 Overall Record:	8-3
2016 Big South Record (Finish):	3-2 (T-3rd)
Final 2016 National Top 25 Rankings:	none
Football Office Phone:	470-578-7940
Best Time To Reach Coach Brian Bohannon:	contact SID
Football SID Contact:	Mike DeGeorge
SID Office Phone:	470-578-7589
SID Cell Phone:	404-263-9478
SID e-mail:	mdegeorg@kennesaw.edu
SID Fax:	470-578-9029
Press Box Phone:	TBD



2017 TEAM INFORMATION

Primary Offense: Spread Option

Primary Defense: 4-2-5

Lettermen Returning: 51

25	Offense
23	Defense
3	Specialty

Lettermen Lost: 25

16	Offense
8	Defense
1	Specialty



Starters Returning: 20

Offense (9)

QB	Chandler Burks - 5-10, 189, R-Jr.	2nd Team All-Big South
RB	Darnell Holland - 5-10, 186, Jr.	
RB	Jake McKenzie - 6-0, 208, R-Jr.	
WR	Justin Sumpter - 6-3, 217, R-Jr.	1st Team All-Big South
WR	Xavier Harper - 6-0, 193, R-Jr.	
OL	Zach Mitchler - 6-3, 240, R-Jr.	2nd Team All-Big South
OL	Ryan Warrior - 6-3, 244, R-Jr.	
OL	Joseph Alexander Jr. - 6-4, 308, R-Jr.	
OL	Matt Frank - 6-3, 298, Jr.	

Defense (7)

DL	Tonarius Portress - 5-11, 239, Sr.	1st Team All-Big South
DL	Desmond Johnson Jr. - 6-2, 214, R-Soph.	1st Team All-Big South
DL	McKenzie Billingslea - 6-4, 265, R-Jr.	
LB	Izzy Sam - 5-11, 221, R-Sr.	2nd Team All-Big South
LB	Anthony Gore Jr. - 6-0, 214, R-Jr.	2nd Team All-Big South
DB	Keon Roman - 6-0, 172, R-Sr.	
DB	Taylor Henkle - 5-11, 190, R-Jr.	

Specialty (4)

PK	Justin Thompson - 5-10, 151, Jr.
P	Christian Kinsley - 6-3, 226, Soph.
LS	Drew McCracken - 6-1, 194, Jr.
PR	Taylor Henkle - 5-11, 190, R-Jr.

Starters Lost: 7

Offense (2)

RB	Chaston Bennett	1st Team All-Big South
OL	Malik Letatau	1st Team All-Big South

Defense (4)

DL	Nick Perrotta	
LB	Dez Billingslea	
DB	Dante Blackmon	1st Team All-Big South
DB	Derrick Farrow	2nd Team All-Big South

Specialty (1)

KR	Chaston Bennett
----	-----------------



HEAD COACH**BRIAN BOHANNON**

*3rd season at Kennesaw State
14-8 (.636)*

HOMETOWN:

Griffin, Ga.

ALMA MATER (YEAR):

Georgia (1993)

PLAYING CAREER:

Wide Receiver at Georgia (1989-93)

COACHING CAREER:

KENNESAW STATE - Head Coach.....2013-present
Georgia Tech - Quarterbacks/B-back.....2008-12
Navy - Wide Receivers.....2002-07
Georgia Southern - Wide Receivers/Defensive Backs.....1997-01
GARDNER-WEBB - Wide Receivers.....1996

COACHING & CAREER HIGHLIGHTS:

- Named Kennesaw State's first-ever football coach on March 24, 2013
- Owls are one of just two Division I programs (Old Dominion) since 2008 to secure winning seasons in each of the programs' first two years of existence
- Kennesaw State's 14 wins through first two seasons are third-most by a start-up Division I team since 2008
- KSU entered Top 25 rankings for the first time in program history on Nov. 14, 2016 (No. 22 in FCS Coaches Poll)
- Finalist for 2016 Eddie Robinson National Coach of the Year Award (finished 8th)
- Owls finished as Big South rushing leader in 2016 with 320.6 yards per game, the second-highest per game average in league history
- Set the Big South record with four consecutive games with 500+ yards of offense in 2016
- Squad ranked 10th nationally in total offense (479.5 ypg), ninth in scoring (38.9) and third in rushing (320.6 ypg) in 2016
- Led KSU to winning season in first year of existence
- Kennesaw State's six wins in 2015 tied for the most by a program in its first season in the Big South
- Helped Georgia Tech to five-straight bowl games from 2008-12, including the Chick-Fil-A Bowl and the FedEx Orange Bowl
- Part of five consecutive bowl appearances while at Navy, including two Poinsettia Bowls and the Meineke Car Care Bowl
- Helped Georgia Southern to five consecutive FCS Playoff appearances from 1997-01, including the 1999 and 2000 FCS National Championships and national runner-up in 1998
- Georgia Tech finished in the top four nationally in rushing offense every season under Bohannon
- Navy led the nation in rushing three times with Bohannon (2003-05-07)

ASSISTANT COACHES & SUPPORT STAFF

Chris Bland (Elon, 2008) - Cornerbacks
Ossie Buchannon (Samford, 2006) - Wide Receivers
Grant Chesnut (Georgia Southern, 1999) - Offensive Coordinator/OL
Stewart Cook (West Georgia, 2010) - Tight Ends/Tackles
Kevin Downing (N.C. Central, 2004) - Defensive Ends
Tim Glanton (West Georgia, 1989) - Running Backs/Special Teams
Liam Klein (Monmouth, 2001) - Defensive Line/Recruiting Coord.
Brian Newberry (Baylor, 1998) - Defensive Coordinator/Secondary
P.J. Volker (College of Mount St. Joseph, 2005) - Linebackers
Cody Worley (Furman, 2010) - Quarterbacks
Jay Bailey - Football & Equipment Operations
Daniel Glynn - Equipment Manager
Jim Kiritsy - Director of Strength & Conditioning
Juan Reyes - Video Coordinator
Philip Young - Athletic Trainer

BRIAN BOHANNON'S HEAD COACHING RECORD


Year	School	Overall	Big South
2015	Kennesaw State	6-5	2-4
2016	Kennesaw State	8-3	3-2
Career Total		14-8	5-6



ALPHABETICAL ROSTER

NO.	NAME	YR	POS	HT	WT	HOMETOWN / PREVIOUS SCHOOL
31	Abisoya, Adesola	R-Fr.	DB	5-10	183	Loganville, Ga. / Grayson HS
11	Adeleke, Adeolu	Fr.	RB	5-10	185	Conyers, Ga. / Heritage HS
72	Adger, Lorenzo	R-Jr.	OL	6-2	292	Douglasville, Ga. / South Paulding HS
77	Alexander Jr., Joseph	R-Jr.	OL	6-4	308	East Point, Ga. / Tri Cities HS
90	Alufohai, Auzoyah	R-Jr.	DL	6-4	314	Alpharetta, Ga. / Alpharetta HS
42	Armstrong, Bryson	R-Fr.	LB	5-11	197	Marietta, Ga. / Kell HS
92	Arrasmith, Kyle	R-So.	TE	6-5	249	Navarre, Fla. / Navarre HS
93	Bell, Travis	Fr.	DL	6-1	290	Montgomery, Ala. / Jefferson Davis HS
98	Billingslea, McKenzie	R-Jr.	DL	6-4	265	Powder Springs, Ga. / McEachern HS
21	Bostick, Paris	R-Sr.	LB	6-1	230	Tampa, Fla. / Plant HS (Oregon)
5	Bryant, Tommy	R-Fr.	QB	6-1	188	Tuscaloosa, Ala. / Northridge HS
35	Bullock, Terrance	R-Jr.	DB	5-10	174	Marietta, Ga. / Marietta HS (LaGrange)
3	Burks, Chandler	R-Jr.	QB	5-10	189	Douglasville, Ga. / South Paulding HS
93	Byrd, Austin	R-Jr.	DL	6-3	239	Calhoun, Ga. / Calhoun HS
46	Byrd, Chris	R-Fr.	LB	5-9	193	Gainesville, Ga. / Gainesville HS
19	Carson, Jaxton	Fr.	RB	5-9	225	Phenix City, Ala. / Central HS
18	Carter, Duronte	R-Sr.	DB	6-0	177	Covington, Ga. / Newton HS (Mercer)
22	Chivers, Trey	R-Jr.	RB	5-11	204	Carrollton, Ga. / Carrollton HS
30	Clabough, Dustin	So.	DB	6-0	187	Alcoa, Tenn. / Alcoa HS
67	Collins, CJ	R-Jr.	OL	6-3	245	Woodstock, Ga. / Sequoyah HS
55	Collins, Samuel	Fr.	OL	6-3	295	Vidalia, Ga. / Vidalia HS
24	Crenshaw, Cole	R-So.	DB	6-2	166	Tucker, Ga. / Tucker HS
2	David, Daniel	R-So.	QB	6-1	214	Hoschton, Ga. / Mill Creek HS (App State)
91	Davis, Abdul	R-Fr.	DE	6-3	258	Macon, Ga. / Westside HS
14	Edwards, Jai'len	R-Fr.	DB	5-11	176	Greensboro, Ga. / Greene County HS
51	Eldridge, Kyle	Fr.	LB	6-0	200	Rome, Ga. / Model HS
75	Eldridge, Nick	R-Fr.	OL	6-2	287	Hoover, Ala. / Hoover HS
58	Fazekas, Mason	Jr.	LB	5-10	206	Acworth, Ga. / Southern Regional HS
47	Ficklin, Kevin	R-So.	RB	5-6	186	Dacula, Ga. / Dacula HS
12	Foster, Isaac	Fr.	RB	5-10	175	Summerville, Ga. / Chattooga HS
71	Frank, Matt	R-Sr.	OL	6-3	298	Fairburn, Ga. / Our Lady of Mercy (Air Force)
13	Furlow, Shawn	Jr.	RB	5-10	190	Greenville, N.C. / South Central HS (E. Carolina)
83	Genovese, Jordan	R-Jr.	PK	6-5	196	Alpharetta, Ga. / Milton HS
48	Glover, Kyle	R-Fr.	RB	5-11	199	Eastman, Ga. / Dodge County HS
41	Gore Jr., Anthony	R-Jr.	LB	6-0	214	Statesboro, Ga. / Statesboro HS
81	Gray, Gordon	R-Jr.	WR	6-2	181	Cartersville, Ga. / Cartersville HS
29	Grier, Antavious	Fr.	RB	5-9	165	Jackson, Ga. / Jackson HS
16	Harper, Xavier	R-Jr.	WR	6-0	193	Hoschton, Ga. / Jackson County HS
26	Henkle, Taylor	R-Jr.	DB	5-11	190	Marietta, Ga. / Kell HS
33	Holland, Darnell	Jr.	RB	5-10	186	Bowdon, Ga. / Bowdon HS
68	Hurley, EJ	R-So.	OL	6-3	324	Tyrone, Ga. / Sandy Creek HS
97	Johnson, Allen	R-Fr.	DE	6-4	252	Acworth, Ga. / Allatoona HS
59	Johnson Jr., Desmond	R-So.	DL	6-2	230	Rome, Ga. / Rome HS
65	Jones, Luther	R-Jr.	OL	6-0	297	Blairsville, Ga. / Union County HS
43	Jones, Nicholas	R-Fr.	K	6-1	175	Grayson, Ga. / St. Pius X

NO.	NAME	YR	POS	HT	WT	HOMETOWN / PREVIOUS SCHOOL
36	Jones, Tanner	Jr.	WR	5-10	180	Kennesaw, Ga. / Kennesaw Mountain HS (Shorter)
87	Kinsley, Christian	So.	P	6-3	226	Lexington, S.C. / Lexington HS
99	Marcus, Justin	Sr.	DL	6-3	200	Macon, Ga. / Northeast HS (Clark Atlanta)
20	Mason, Cincere	Fr.	DB	6-0	190	Atlanta, Ga. / Grady HS
61	McCracken, Drew	Jr.	LS	6-1	184	Calhoun, Ga. / Calhoun HS
60	McGee, Dallas	R-Jr.	OL	6-2	259	Ringgold, Ga. / Ringgold HS
4	McKenzie, Jake	R-Jr.	RB	6-0	208	Monroeville, Ala. / Monroe Academy
85	Miles, Dorian	R-Fr.	WR	6-2	195	Lawrenceville, Ga. / Brookwood HS
94	Miller, Barclay	R-Jr.	DL	6-0	246	Denham Springs, La. / Denham Springs HS
45	Mills, Courtney	Fr.	LB	6-1	230	Powder Springs, Ga. / McEachern HS
62	Mitchler, Zach	R-Jr.	OL	6-3	240	Alpharetta, Ga. / Blessed Trinity HS
40	Moore, Payton	R-Fr.	DE	6-2	225	Hoschton, Ga. / Mill Creek HS (Georgia State)
7	Naylor, Ezra	R-Fr.	WR	6-4	194	Atlanta, Ga. / North Atlanta HS
10	Nwadike, Chiazia	R-Jr.	OL	6-3	285	Riverdale, Ga. / Charles Drew HS
70	O'Neal, Caleb	So.	QB	6-2	195	Chickamauga, Ga. / Gordon Lee HS
28	Outlaw, Sam	So.	RB	6-1	206	Cumming, Ga. / South Forsyth HS
23	Pettway, Demetrius	Fr.	DB	6-1	185	Phenix City, Ala. / Central HS
57	Portress, Tonarius	Sr.	DL	5-11	239	Newman, Ga. / Newman HS (Garden City CC)
79	Pughsley, Devin	R-Jr.	DL	6-1	248	Hoover, Ala. / Spain Park HS
6	Ralls, Akeben	R-Jr.	DB	5-10	167	Forsyth, Ga. / Mary Persons HS
55	Rechsteiner, Bronson	So.	RB	6-0	224	Acworth, Ga. / Etowah HS
8	Reed, TJ	R-So.	RB	5-9	170	Daphne, Ala. / Daphne HS
56	Reese, Evan	Fr.	DL	6-2	230	Savannah, Ga. / Savannah Christian Prep
66	Roberts, Jake	R-Jr.	OL	6-2	264	Dalton, Ga. / Dalton HS
9	Roman, Keon	R-Sr.	DB	6-0	172	Miami, Fla. / Dr. Krop HS (ASA College)
49	Sam, Izzy	R-Sr.	LB	5-11	221	Buford, Ga. / Lanier HS
53	Sedergren, Logan	R-Jr.	LB	6-1	180	Concord, N.C. / Concord HS (Richmond)
96	Sharpley, Michael	Fr.	DL	6-0	280	Madison, Ala. / James Clemens HS
27	Simmons, Brandon	R-Fr.	RB	6-0	225	Pleasant Grove, Ala. / Pleasant Grove HS
63	Simmons, Savon	Fr.	OL	6-2	260	Fayetteville, Ga. / Sandy Creek HS
39	Snowden, Nicolas	R-Jr.	DB	5-11	185	Snellville, Ga. / Loganville Christian Acad.
15	Sumpter, Justin	R-Jr.	WR	6-3	217	Tyrone, Ga. / Sandy Creek HS
80	Sutton, Brandon	R-Jr.	TE	6-0	244	LaGrange, Ga. / Callaway HS
37	Terry, Shaquil	R-Fr.	RB	5-9	176	Bessemer, Ala. / McAdory HS
86	Thompson, Justin	Jr.	PK	5-10	161	Evans, Ga. / Aquinas HS
78	Thompson, Zach	R-Fr.	OL	6-4	290	Swainsboro, Ga. / Emanuel County Institute
17	Trawick, Tremayne	R-Sr.	WR	6-4	189	Savannah, Ga. / Windsor Forest HS
1	Walker, Dorian	R-So.	DB	6-0	190	Tallulah, La. / Mount Paran Christian (Ga. Tech)
84	Walker, Jordan	R-Jr.	WR	6-2	178	Savannah, Ga. / Calvary Day School
52	Warrior, Ryan	R-Jr.	OL	6-3	244	Fayetteville, Ga. / Sandy Creek HS
69	Whitaker, Kyle	Sr.	DL	6-3	229	Marietta, Ga. / George Walton Comp. (Dean)
25	White, Jace	R-Jr.	DB	6-1	176	Dallas, Ga. / North Paulding HS
34	White, Myles	R-Sr.	RB	6-0	173	Warner Robins, Ga. / Houston Cty HS (Coffeyville)
54	Wimberly, Brenton	Sr.	LB	6-2	202	Albany, Ga. / Westover HS (Georgia Military College)
95	Young, Braylon	R-Jr.	DL	6-0	252	Alcoa, Tenn. / Alcoa HS



#3 CHANDLER BURKS
R-JR • QB • 5-10 • 189



NOTES: Second Team All-Big South in 2016 ... Went 8-2 as a starter after injury to starter **TREY WHITE** in first game ... Big South Offensive Player of the Week, Nov. 14 ... Ac-counted for 36 percent of the Owls' touchdowns with a Big South-leading 22 (13 passing, nine rushing) ... Owned a school-record streak of 76 consecutive passes without an interception late in the season ... Became the first Big South QB in league history with consecutive games of three rushing TDs.



#59 DESMOND JOHNSON JR.
R-SOPH • DL • 6-2 • 230



NOTES: First Team All-Big South in 2016 ... Tied for second in the Big South with six sacks, and was ranked eighth in TFL (9.5) ... Named Big South Defensive Player of the Week and National Defensive Player of the Week, Oct. 31, after recording career-high nine tackles and returning a fumble for TD in win at Mon-mouth ... Key part of rush defense that led Big South (130.3 ypg allowed) ... One of nine players in the conference with multiple forced fumbles ... Started all 11 games and amassed 38 tackles -- including 30 solo.

2016 INDIVIDUAL STATISTICAL LEADERS

RUSHING	GP	Att	Gain	Loss	Net	Avg	TD	Long	Avg/G
CHANDLER BURKS	11	161	864	65	799	5.0	9	51	72.6
Chaston Bennett	11	57	695	23	672	11.8	9	69	61.1
JAKE MCKENZIE	10	95	429	0	429	4.5	1	47	42.9
DARNELL HOLLAND	11	46	439	27	412	9.0	5	62	37.5
Micah Reed	7	55	299	0	299	5.4	1	33	42.7
DANIEL DAVID	9	32	215	9	206	6.4	1	28	22.9

PASSING	GP	Effic	Cmp-Att-Int	Pct	Yds	TD	Lng	Avg/G
CHANDLER BURKS	11	155.00	74-138-4	53.6	1250	13	63	113.6
DANIEL DAVID	9	161.37	18-37-2	48.6	387	4	67	43.0
Trey White	5	143.20	6-9-0	66.7	82	0	24	16.4

RECEIVING	GP	No.	Yds	Avg	TD	Long	Avg/G
JUSTIN SUMPTER	8	31	538	17.4	8	67	67.2
XAVIER HARPER	11	16	376	23.5	2	63	34.2
Chaston Bennett	11	13	315	24.2	5	61	28.6
DARNELL HOLLAND	11	13	192	14.8	0	32	17.5
TREMAYNE TRAWICK	10	6	46	7.7	0	10	4.6

PUNT RETURNS	No.	Yds	Avg	TD	Long
TAYLOR HENKLE	9	54	6.0	0	22
TJ REED	6	31	5.2	0	25
KEON ROMAN	5	22	4.4	0	13

INTERCEPTIONS	No.	Yds	Avg	TD	Long
Dante Blackmon	6	122	20.3	1	57

KICKOFF RETURNS	No.	Yds	Avg	TD	Long
Chaston Bennett	17	386	22.7	0	55
TREY CHIVERS	4	66	16.5	0	23

SCORING	TD	FGs	Kick	Rush	Rcv	Pass	DXP	Saf	Pts
Chaston Bennett	14	0-0	0-0	0-0	0	0-0	0	0	84
CHANDLER BURKS	9	0-0	0-0	0-1	0	1-1	0	0	54
Trey White	8	0-0	0-0	0-0	0	0-0	0	0	48
JUSTIN THOMPSON	0	2-4	42-44	0-0	0	0-0	0	0	48
JUSTIN SUMPTER	8	0-0	0-0	0-0	0	0-0	0	0	48
DARNELL HOLLAND	5	0-0	0-0	0-0	1	0-0	0	0	32

TOTAL OFFENSE	GP	Plays	Rush	Pass	Total	Avg/G
CHANDLER BURKS	11	299	799	1250	2049	186.3
Chaston Bennett	11	57	672	0	672	61.1
DANIEL DAVID	9	69	206	387	593	65.9
JAKE MCKENZIE	10	96	429	29	458	45.8
DARNELL HOLLAND	11	46	412	0	412	37.5

PUNTING	No.	Yds	Avg	Long	TB	FC	I20	Bkd
CHRISTIAN KINSLEY	32	1306	40.8	61	0	6	10	0

ALL PURPOSE	GP	Rush	Rec	PR	KOR	IR	Tot	Avg/G
Chaston Bennett	11	672	315	31	386	0	1404	127.6
CHANDLER BURKS	11	799	0	0	0	0	799	72.6
DARNELL HOLLAND	11	412	192	0	7	0	611	55.5
JUSTIN SUMPTER	8	0	538	0	0	0	538	67.2
JAKE MCKENZIE	10	429	32	0	0	0	461	46.1

TACKLES	GP	SOLO	AST	TOT	TFL-YDS	SK-YDS
ANTHONY GORE JR.	11	43	27	70	11.0-33	1.0-7
IZZY SAM	11	42	23	65	5.0-12	1.5-8
TONARIUS PORTRESS	11	38	18	56	13.0-53	3.0-28
Derrick Farrow	11	40	7	47	.	.
TAYLOR HENKLE	11	35	11	46	0.5-1	.
Dez Billingslea	10	33	11	44	7.0-34	4.0-29
DESMOND JOHNSON JR.	11	30	8	38	9.5-40	6.0-33
AKEBREN RALLS	11	26	7	33	.	.
BRAYLON YOUNG	11	20	10	30	1.0-2	.

2017 returnees in ALL CAPS

2016 TEAM STATISTICS

SCORING	KSU	OPP
Points Per Game	38.9	21.7
Points Off Turnovers	112	60
FIRST DOWNS	248	190
Rushing	166	81
Passing	63	91
Penalty	19	18
RUSHING YARDAGE	3527	1433
Yards gained rushing	3701	1716
Yards lost rushing	174	283
Rushing Attempts	597	389
Average Per Rush	5.9	3.7
Average Per Game	320.6	130.3
TDs Rushing	41	12
PASSING YARDAGE	1748	2107
Comp-Att-Int	99-185-6	164-274-10
Average Per Pass	9.4	7.7
Average Per Catch	17.7	12.8
Average Per Game	158.9	191.5
TDs Passing	17	14
TOTAL OFFENSE	5275	3540
Total Plays	782	663
Average Per Play	6.7	5.3
Average Per Game	479.5	321.8
KICK RETURNS: #-Yards	25-480	51-995
PUNT RETURNS: #-Yards	22-146	14-18
INT RETURNS: #-Yards	10-133	6-17
KICK RETURN AVERAGE	19.2	19.5
PUNT RETURN AVERAGE	6.6	1.3
INT RETURN AVERAGE	13.3	2.8
FUMBLES-LOST	18-8	18-6
PENALTIES-Yards	71-705	69-596
Average Per Game	64.1	54.2
PUNTS-Yards	32-1306	57-2125
Average Per Punt	40.8	37.3
Net punt average	40.2	34.4
KICKOFFS-Yards	72-4268	49-2934
Average Per Kick	59.3	59.9
Net kick average	39.2	39.4
TIME OF POSSESSION/Game	31:36	28:24
3RD-DOWN Conversions	72/146	43/135
3rd-Down Pct	49%	32%
4TH-DOWN Conversions	21/30	5/16
4th-Down Pct	70%	31%
SACKS BY-Yards	21-130	7-44
MISC YARDS	-2	0
TOUCHDOWNS SCORED	60	29
FIELD GOALS-ATTEMPTS	4-8	12-14
ON-SIDE KICKS	1-1	0-1
RED-ZONE SCORES	(41-55) 75%	(22-25) 88%
RED-ZONE TOUCHDOWNS	(38-55) 69%	(13-25) 52%
PAT-ATTEMPTS	(54-57) 95%	(25-26) 96%
ATTENDANCE	46608	18393
Games/Avg Per Game	6/7768	5/3679

SCORE BY QUARTERS	1st	2nd	3rd	4th	OT	Total
Kennesaw State	117	145	69	90	7	428
Opponents	48	87	54	40	10	239

2016 RESULTS (8-3, 3-2 Big South)

Sept. 3	EAST TENNESSEE STATE (20T)	L, 17-20
Sept. 10	POINT	W, 49-3
Sept. 24	at Duquesne	W, 36-28
Oct. 1	at Furman	W, 52-42
Oct. 8	MISSOURI S&T	W, 49-16
Oct. 15	LIBERTY *	L, 21-36
Oct. 22	at Gardner-Webb *	W, 47-39
Oct. 29	at Monmouth *	W, 49-17
Nov. 5	CLARK ATLANTA	W, 56-0
Nov. 12	PRESBYTERIAN *	W, 45-10
Nov. 19	at #13/14 Charleston Southern *	L, 7-28

* - Big South Conference game
HOME GAME IN ALL CAPS

2017 SCHEDULE

Sept. 2	at Baylor	7:00pm	1st meeting
Sept. 9	MOREHEAD STATE	6:00pm	LU leads series, 5-3
Sept. 16	INDIANA STATE	6:00pm	ISU leads series, 2-0
Sept. 23	at Jacksonville State	7:00pm	JSU leads series, 3-0
Sept. 30	ST. FRANCIS (Pa.)	6:00pm	LU leads series, 2-0
Oct. 14	KENNESAW STATE *	6:00pm	LU leads series, 2-0
Oct. 21	at Monmouth *	1:00pm	LU leads series, 3-1
Oct. 28	at Gardner-Webb *	12:00pm	LU leads series, 13-9-1
Nov. 4	DUQUESNE	3:30pm	1st meeting
Nov. 11	PRESBYTERIAN *	3:30pm	LU leads series, 10-4
Nov. 18	at Charleston Southern *	12:00pm	LU leads series, 19-5

HOME GAME IN ALL CAPS

* - Big South Conference game

All Times EST and subject to change

FLAME QUICK FACTS

Location:	Lynchburg, Va.
Founded:	1971
Enrollment:	15,000
Nickname:	Flames
School Colors:	Red, White and Blue
Stadium:	Williams Stadium (20,000)
Surface:	AstroTurf
President:	Jerry Falwell, Jr. (Liberty, 1984)
Athletics Director:	Ian McCaw (Laurentian University, 1985)
Senior Woman Administrator:	Erin Hagen
Faculty Athletics Representative:	Bill Gribbin
Athletic Dept. Phone:	434-582-2100
Ticket Office Phone:	434-582-SEAT
Website:	www.libertyflames.com
Twitter Feed:	@libertyflames

FLAME FOOTBALL FACTS

First Year:.....1973
Overall All-Time Record:.....240-226-4 (.515)
Overall Big South Record:.....53-20 (.726)
Big South Championships:.....8 (2007, 2008, 2009, 2010, 2012, 2013, 2014, 2016)
FCS Playoff Appearances:.....1 (2014)
All-Time FCS Playoff Record:.....1-1
Last Postseason Appearance:.....2014 NCAA FCS Second Round
.....at Villanova (L, 22-29)
2016 Overall Record:.....6-5
2016 Big South Record (Finish):.....4-1 (T-1st)
Final 2016 National Top 25 Rankings:.....n/a
Football Office Phone:.....434-582-2040
Best Time To Reach Coach Turner Gill:.....Weekday mornings
Football SID Contact:.....Todd Wetmore
SID Office Phone:.....434-582-2292
SID Cell Phone:.....434-841-8974
SID e-mail:.....twetmore@liberty.edu
SID Fax:.....434-582-2076
Press Box Phone:.....434-582-4628



2017 TEAM INFORMATION

Primary Offense: One-Back Set

Primary Defense: 4-3

Lettermen Returning: 39

20	Offense
16	Defense
3	Specialty

Lettermen Lost: 18

6	Offense
12	Defense
0	Specialty

**Starters Returning: 17**

Offense (7)

QB	Stephen Calvert - 6-2, 190, Soph.
RB	Todd Macon - 5-10, 210, R-Sr.
FB	Thomas Kennedy - 5-11, 240, R-Sr.
WR	B.J. Farrow - 6-2, 190, R-Jr.
OL	Sam Isaacson - 6-6, 305, R-Soph.
OL	Dontae Duff - 6-1, 310, R-Soph.....2nd Team All-Big South
OL	James Passmore - 6-6, 295, R-Jr.

Defense (6)

DL	Tolen Avery - 6-4, 270, R-Jr.	
DL	Juwan Wells - 6-2, 255, Jr.	1st Team All-Big South
DL	Dia'Vante Brown - 6-2, 245, Gr.	
LB	Solomon McGinty - 6-2, 220, Gr.	
CB	Chris Turner - 6-3, 175, R-Jr.	2nd Team All-Big South
S	Corbin Jackson - 6-0, 200, R-Jr.	2nd Team All-Big South

Specialty (4)

PK	Alex Probert - 5-9, 170, Soph.....	1st Team All-Big South
P	Trey Turner - 5-11, 210, Gr.....	1st Team All-Big South
LS	Hunter Winstead - 6-0, 255, Gr.....	1st Team All-Big South
KR	Frankie Hickson - 5-8, 200, R-Soph.....	2nd Team All-Big South

Starters Lost: 11

Offense (5)

WR	Dante' Shells.....	1st Team All-Big South
TE	Kendall Couamin.....	2nd Team All-Big South
OL	Lucas Holder.....	2nd Team All-Big South
OL	Aharown Campbell	
OL	Tanner Hartman	

Defense (6)

DL	Erwin Dessources	
DL	JaRon Greene	
LB	Nick Newman.....	1st Team All-Big South
LB	Dexter Robbins.....	2nd Team All-Big South
CB	Tyrin Holloway	
S	Alpha Jalloh.....	2nd Team All-Big South

Specialty (0)



HEAD COACH**TURNER GILL**

6th season at Liberty
35-24 (.593)

HOMETOWN:

Fort Worth, Texas

ALMA MATER (YEAR):

North Texas (1990)

PLAYING CAREER:

Quarterback with Montreal Allouettes (1984-85)

Quarterback at Nebraska (1980-83)

COACHING CAREER:

LIBERTY - Head Coach.....2012-present
Kansas - Head Coach.....2010-11
Buffalo - Head Coach.....2006-09
Green Bay Packers - Director of Player Development.....2005
Nebraska - Wide Receivers.....2004
Nebraska - Quarterbacks.....1992-03
Southern Methodist - Graduate Assistant.....1991
Nebraska - Graduate Assistant.....1990
North Texas - Graduate Assistant.....1989

COACHING & CAREER HIGHLIGHTS:

- Named Liberty's eighth head coach on Dec. 14, 2011
- Led Flames to share of Big South championship in four of his five seasons as head coach, including the program's first-ever FCS playoff appearance in 2014
- His four Big South titles are tied for the most by a coach in league annals.
- Named 2014 VaSID Coach of the Year and Bobby Ross Coach of the Year award given by the Touchdown Club of Richmond
- Directed Liberty to its first 9-win season since 2008, and the Flames are 14-4 during the month of November under Gill.
- Led Buffalo to an 8-6 overall record and the MAC Championship in 2008, earning the Bulls the program's first-ever postseason bowl appearance (International Bowl)
- Finalist for the Bear Bryant National Coach of the Year in 2008
- Named MAC Coach of the Year in 2007
- Part of Nebraska coaching staff that made 13-straight bowl appearances and three national championship games (1994, 1995, 1997)
- As a player at Nebraska, guided Cornhuskers to a 28-2 record, 20-0 Conference mark and three Orange Bowl appearances
- Was a three-time Big Eight All-Conference selection, earned Second-Team All-America honors and was a Heisman Trophy finalist in 1983
- Named to the Big Eight Conference's 1980-89 All-Decade Team
- Also played one season of baseball at Nebraska and spent three years in minor league baseball with Cleveland and Detroit systems
- Elected to serve on AFCA Board of Trustees in 2014

ASSISTANT COACHES & SUPPORT STAFF

Josh Bookbinder (Baylor, 2009) - Linebackers
 Ron Brown (Brown, 1979) - Associate Head Coach/Running Backs
 Joe Dailey (North Carolina, 2008) - Offensive Coordinator/Quarterbacks
 Kyle DeArmon (Liberty, 2010) - Wide Receivers
 Scott Downing (Sterling College, 1979) - TE/FBs/Special Teams Coord.
 Marshall Roberts (Rutgers, 1993) - Defensive Backs
 Vantz Singletary (Kansas State, 1990) - Co-Defensive Coordinator/DL
 Aaron Stamm (Minn. State-Mankato, 2002) - Offensive Line
 Robert Wimberly (Alabama A&M, 2002) - Defensive Coordinator/Safeties
 Aaron Wilkins - Graduate Assistant - Defensive Line
 J.R. Rozier - Offensive Quality Control
 Darren Jackson - Defensive Quality Control
 Paul Rutigliano - Assistant AD/Football Administration
 Matt Young - Graduate Assistant/Football Operations

TURNER GILL'S HEAD COACHING RECORD


Year	School	Overall	Big South
2006	Buffalo	2-10	
2007	Buffalo	5-7	
2008	Buffalo	8-6	
2009	Buffalo	5-7	
2010	Kansas	3-9	
2011	Kansas	2-10	
2012	Liberty	6-5	5-1
2013	Liberty	8-4	4-1
2014	Liberty	9-5	4-1
2015	Liberty	6-5	3-3
2016	Liberty	6-5	4-1
Liberty Total		35-24	20-7
Career Total		60-73	



ALPHABETICAL ROSTER

NO.	NAME	YR	POS	HT	WT	HOMETOWN / PREVIOUS SCHOOL
17	Ajayi, Solomon	Jr.	LB	6-1	230	Frisco, Texas / Liberty HS (Bakersfield)
43	Alexander, Benjamin	R-Fr.	S	6-2	175	Spring Mills, Pa. / Penns Valley HS
13	Alves, Aidan	Fr.	K/P	6-1	210	Dillsburg, Pa. / Northern York HS
78	Anderson, Ernst	R-So.	OL	6-7	300	Lillesand, Norway / Kristiansand Gladiators
55	Avery, Tolen	R-Jr.	DE	6-4	270	Galveston, Texas / Ball HS
31	Benton, Elijah	R-So.	S	6-1	190	Forest, Va. / Liberty Christian Academy
29	Best, Keith	Fr.	CB	6-2	180	Tucker, Ga. / Tucker HS
2	Bitter, Brett	Fr.	WR	6-2	170	Lutz, Fla. / Steinbrenner HS
80	Bollinger, Michael	Fr.	TE	6-1	225	Spartanburg, S.C. / Boiling Springs HS
59	Bounds, Damian	R-Fr.	OL	6-2	275	Ellenwood, Ga. / Stockbridge HS
9	Boyd, Frank	Fr.	RB	5-11	180	Chesterfield, Va. / Manchester HS
38	Bradley, Kedrick	Jr.	LB	6-1	230	Chattanooga, Tenn. / Hixson HS (Ventura)
44	Brown, Dia'Vante	Gr.	DE	6-2	245	Greensboro, N.C. / Southern Guilford HS
15	Brown, Landon	Fr.	QB	6-2	200	Tulsa, Okla. / Lincoln Christian HS
63	Burroughs, Aidan	R-Fr.	OL	6-3	275	Norfolk, Neb. / Norfolk Catholic HS
12	Calvert, Stephen	So.	QB	6-2	180	Plantation, Fla. / Miami Carol City Senior HS
21	Carrington, Khaleel	Sr.	CB	5-10	165	Largo, Md. / T.C. Williams HS
86	Chorowicz, Michael	R-Fr.	WR	5-10	165	Kohler, Wis. / Sheboygan Lutheran HS
17	Coleman, Khaleb	Fr.	WR	6-2	180	Washington, D.C. / Woodrow Wilson HS
91	Cook, Elijah	Fr.	DL	6-0	220	Roanoke, Va. / Patrick Henry HS
66	Crawford, Ethan	So.	OL	6-3	295	Augusta, Ga. / Aquinas HS
4	Cunningham, Mason	So.	QB	6-0	190	Shelbyville, Tenn. / Shelbyville Central (NE Miss)
3	Davis, Rion	R-So.	S	6-0	190	Hopkins, S.C. / A.C. Flora HS
22	Donaldson, Kimani	Fr.	CB	6-0	165	Jonesboro, Ga. / Mundy's Mill HS
56	Duff, Dontae	R-So.	OL	6-1	310	Mesquite, Texas / Ralph H. Poteet HS
49	Duran, Anthony	R-Fr.	TE	6-2	235	Petoskey, Mich. / Petoskey HS (Malone)
96	Escamilla, Chris	So.	DE	6-2	225	Stafford, Va. / Stafford Senior HS
6	Espinoza Jr., Ceneca	R-Fr.	S	6-1	200	Arlington, Va. / Washington & Lee HS
82	Farrow, B.J.	R-Jr.	WR	6-2	190	Lynchburg, Va. / Liberty Christian Academy
8	Faulks, Jimmy	So.	CB	6-1	175	St. Petersburg, Fla. / Lakewood HS
61	Fiordelise, Ben	R-So.	OL	6-3	275	Kalona, Iowa / Mid-Prairie HS
95	Fisher, Devin	R-So.	DE	6-1	235	Radford, Va. / Radford HS
1	Fitzgerald, Marquis	Sr.	WR	6-1	190	Farmville, Va. / Prince Edward County HS
40	Foutz, Zac	R-So.	TE	6-4	250	Roanoke, Va. / Cave Spring HS
94	Franklin, Trey	Jr.	DL	6-3	315	Chattanooga, Tenn. / Hixson HS (Ventura)
2	Gandy-Golden, Antonio	So.	WR	6-4	200	Dallas, Ga. / Paulding County HS
47	Green, Remington	Fr.	LB	6-0	220	King George, Va. / King George HS
67	Henderman, Michael	Gr.	OL	6-3	300	Tyrone, Ga. / Sandy Creek HS
23	Hickson, Frankie	R-So.	RB	5-8	200	Lynchburg, Va. / Heritage HS
5	Irons, Lucas	R-Jr.	LB	6-0	215	Fort Lauderdale, Fla. / Coconut Creek HS
73	Isaacson, Sam	R-So.	OL	6-6	305	Lynchburg, Va. / Liberty Christian Academy
28	Jackson, Corbin	R-Jr.	CB	6-0	200	Charlotte, N.C. / Victory Christian Center
88	Jackson, Jerome	Fr.	TE	6-5	215	Fort Worth, Texas / Timber Creek HS
9	Jenkins, Amarii	Fr.	LB	6-0	195	Ocala, Fla. / West Port HS
19	Jeremiah, David	R-Fr.	QB	6-0	185	San Diego, Calif. / Christian HS
27	Jones, Cameron	Jr.	CB	5-11	185	New Orleans, La. / Liberty Christian Acad.
16	Jones, Spencer	So.	WR	6-3	185	Nashville, Tenn. / Franklin Road Academy
36	Kennedy, Thomas	R-Sr.	FB	5-11	240	Roanoke Va. / Lord Botetourt HS

NO.	NAME	YR	POS	HT	WT	HOMETOWN / PREVIOUS SCHOOL
7	King, Damian	Jr.	WR	5-11	175	St. Petersburg, Fla. / Indian Rocks Christian School
48	King, David	R-Jr.	LB	6-1	230	Stuarts Draft, Va. / Riverheads HS
21	Lewis, Mitchell	R-Fr.	RB	6-0	220	Auburn, Ala. / Lee-Scott Academy
74	Lozano, Julio	R-Jr.	OL	6-4	270	Bellaire, Texas / Bellaire HS (Kilgore College)
22	Macon, Todd	R-Sr.	RB	5-10	210	St. Petersburg, Fla. / Adm. Farragut Academy
6	Matthews, Kentory	Jr.	RB	5-10	175	Virginia Beach, Va. / Tallwood HS (Brinn)
24	Matthews, Malik	R-So.	CB	5-11	185	Jacksonville, Fla. / Potter's House Christian
45	Maust, Ty	Fr.	LB	6-1	200	Daleville, Va. / Lord Botetourt HS
77	McCaw, Cooper	Fr.	OL	6-5	265	Southlake, Texas / Grapevine Faith CS
14	McConnell, Lionell	R-Fr.	WR	5-10	180	Allen, Texas / Allen HS
20	McGinty, Solomon	Gr.	LB	6-2	220	Navasota, Texas / Navasota HS (Tyler JC)
4	McKinney, Jaylyn	R-So.	LB	6-0	225	Lake Wales, Fla. / Victory Christian Acad.
97	Mitchell, Elisha	Fr.	DL	6-3	300	Virginia Beach, Va. / Bayside HS
51	Mock, Austin	Fr.	LS	6-3	220	Lynchburg, Va. / Liberty Christian Academy
34	Mosley, Carrington	R-Sr.	RB	5-11	235	Southlake, Texas / Liberty Christian Academy
11	Nerness, Seth	R-Jr.	DL	6-3	235	Huntersville, N.C. / Southlake Chr. Aca. (Iowa St.)
18	Ogbeifun, Fidel	Fr.	TE	6-3	225	Douglasville, Ga. / Douglas County HS
1	Parker, Zac	R-Sr.	WR	5-9	185	Reston, Va. / South Lakes HS
77	Passmore, James	R-Jr.	OL	6-6	295	Dallas, N.C. / North Gaston HS
76	Pena, Nate	Fr.	OL	6-2	305	Mooresville, N.C. / Lake Norman HS
2	Peters, Jeremy	Jr.	CB	5-10	190	Green Cove Springs, Fla. / Clay HS
32	Pierre, Aaron	Fr.	S	6-0	205	Tampa, Fla. / Cambridge Christian School
10	Probert, Alex	So	K	5-9	170	Andover, Minn. / Andover HS
87	Reddick, Cephas	R-Jr.	WR	5-8	175	Woodbridge, Va. / Forest Park HS
85	Reichenbach, Josh	R-Fr.	TE	6-1	205	Philadelphia, Pa. / Calvary Christian Acad.
99	Rusins, Ralfs	R-So.	DL	6-5	295	Carnikava, Latvia / Riga Hansa Secondary
30	Samborski, Zach	Fr.	RB	5-10	175	Lancaster, N.Y. / Lancaster Central HS
15	Sanders, Jayod	Fr.	DL	6-3	210	Tallahassee, Fla. / Leon HS
65	Sargeant, Thomas	R-Fr.	OL	6-3	270	Mechanicsville, Va. / Atlee HS
68	Schultz, Tristan	Fr.	OL	6-4	280	Culver, Ind. / Culver Community HS (Fork Union)
98	Stallard, Peyton	Fr.	DL	6-4	275	Norton, Va. / John I Burton HS
33	Staples, Tyron	Fr.	DB	6-0	190	Bedford, Va. / Liberty HS
75	Storey, Gregg	R-Jr.	DL	6-5	345	Cary, N.C. / Panther Creek HS
5	Stubbs, DJ	Fr.	WR	5-9	175	Jacksonville, Fla. / Univ. Christian School
42	Tawney, Will	Fr.	FB	6-2	230	Salem, Va. / Glenvar HS
41	Taylor, Ryan	Sr.	CB	5-7	165	Lorton, Va. / South County HS (Delaware St.)
25	Temple, Elijah	R-Fr.	CB	5-11	185	Boone, N.C. / Watauga HS
12	Tillmon, Brandon	So.	S	6-1	210	Lexington, S.C. / River Bluff HS
83	Tully, Josh	R-So.	WR	5-10	175	Vancouver, Wash. / Kingsway Christian HS
39	Turner, Chris	R-Jr.	CB	6-3	175	Columbia, S.C. / Denmark-Olar HS
35	Turner, Trey	Gr.	P	5-11	210	Rome, Ga. / Rome HS
54	Wells, Juwan	Jr.	DE	6-2	255	Dublin, Ga. / Dublin HS
57	Winstead, Hunter	Gr.	LS	6-0	240	Raleigh, N.C. / Heritage HS
92	Wolk, Mason	Fr.	DL	6-2	235	Lynchburg, Va. / Liberty Christian Academy
13	Yearick, Rudiger	R-Fr.	QB	6-3	195	Matthews, N.C. / Metrolina Christian Acad.
26	Youngs, Ryker	Fr.	DB	6-2	180	Highlands Ranch, Colo. / Valor Christian HS
89	Zapata, Daniel	R-Fr.	TE	6-2	255	Guttenburg, N.J. / Paramus Catholic HS



#12 STEPHEN CALVERT
SOPH • QB • 6-2 • 180



NOTES: HERO Sports FCS Freshman All-America team (HM) ... Jerry Rice Award finalist (top freshman FCS player in the country), finishing 10th in the final voting ... Two-time Big South Freshman of the Week (Sept. 19 and Oct. 24) ... Big South Offensive Player of the Week (Oct. 17) ... Competed in all 11 games, starting final seven games of season ... Led Big South in passing yards (1,931), pass efficiency (131.2) and passing touchdowns (tied - 15).



#54 JUWAN WELLS
JR • DE • 6-2 • 255



NOTES: HERO Sports FCS Sophomore All-America team ... Big South First-Team All-Conference ... VaSID All-State First Team ... Big South Defensive Player of the Week (Oct. 3) ... Played in all 11 games, starting 10 ... Led the Flames with a career-high 79 tackles, most among Big South defensive linemen and third overall in the conference ... Finished the season fifth in Big South with 11 tackles for a loss ... Ranked fourth in the league with 5.5 sacks.

2016 INDIVIDUAL STATISTICAL LEADERS

RUSHING	GP	Att	Gain	Loss	Net	Avg	TD	Long	Avg/G
CARRINGTON MOSLEY	11	144	684	21	663	4.6	5	55	60.3
TODD MACON	10	130	641	21	620	4.8	7	65	62.0
FRANKIE HICKSON	11	94	462	12	450	4.8	4	45	40.9

PASSING	GP	Effic	Cmp-Att-Int	Pct	Yds	TD	Lng	Avg/G
STEPHEN CALVERT	11	131.18	150-262-9	57.3	1931	15	76	175.5
Stephon Masha	7	81.95	34-70-7	48.6	327	3	37	46.7

RECEIVING	GP	No.	Yds	Avg	TD	Long	Avg/G
Dante' Shells	11	43	655	15.2	8	69	59.5
B.J. FARROW	11	30	281	9.4	3	24	25.5
ZAC PARKER	11	27	260	9.6	0	37	23.6
ANTONIO GANDY-GOLDEN	11	21	315	15.0	3	47	28.6
Kendall Couamin	11	20	254	12.7	1	65	23.1
TODD MACON	10	11	179	16.3	1	76	17.9

PUNT RETURNS	No.	Yds	Avg	TD	Long
B.J. FARROW	8	65	8.1	0	22
DAMIAN KING	5	39	7.8	0	17

INTERCEPTIONS	No.	Yds	Avg	TD	Long
Tyrin Holloway	5	81	16.2	0	50
CHRIS TURNER	3	25	8.3	0	25
Nick Newman	2	11	5.5	0	11
SOLOMON MCGINTY	2	43	21.5	1	33

KICKOFF RETURNS	No.	Yds	Avg	TD	Long
FRANKIE HICKSON	28	707	25.2	1	99

----- PATS -----

SCORING	TD	FGs	Kick	Rush	Rcv	Pass	DXP	Saf	Pts
ALEX PROBERT	0	15-19	33-35	0-0	0	0-0	0	0	78
TODD MACON	8	0-0	0-0	0-0	0	0-0	0	0	48
Dante' Shells	8	0-0	0-0	0-0	0	0-0	0	0	48
CARRINGTON MOSLEY	6	0-0	0-0	0-0	0	0-0	0	0	36
FRANKIE HICKSON	5	0-0	0-0	0-0	0	0-0	0	0	30
ANTONIO GANDY-GOLDEN	3	0-0	0-0	0-0	0	0-0	0	0	18
B.J. FARROW	3	0-0	0-0	0-0	0	0-0	0	0	18

TOTAL OFFENSE	GP	Plays	Rush	Pass	Total	Avg/G
STEPHEN CALVERT	11	309	-152	1931	1779	161.7
CARRINGTON MOSLEY	11	144	663	0	663	60.3
TODD MACON	10	130	620	0	620	62.0
FRANKIE HICKSON	11	94	450	0	450	40.9
Stephon Masha	7	85	18	327	345	49.3

PUNTING	No.	Yds	Avg	Long	TB	FC	I20	Bkd
TREY TURNER	63	2583	41.0	59	4	22	21	1

ALL PURPOSE	GP	Rush	Rec	PR	KOR	IR	Tot	Avg/G
FRANKIE HICKSON	11	450	38	0	707	0	1195	108.6
TODD MACON	10	620	179	0	0	0	799	79.9
CARRINGTON MOSLEY	11	663	82	0	0	0	745	67.7
Dante' Shells	11	0	655	0	0	0	655	59.5
B.J. FARROW	11	0	281	65	0	0	346	31.5
ANTONIO GANDY-GOLDEN	11	0	315	0	0	0	315	28.6

TACKLES	GP	SOLO	AST	TOT	TFL-YDS	SK-YDS
JUWAN WELLS	11	38	41	79	11.0-48	5.5-34
Dexter Robbins	11	43	29	72	4.0-10	.
Nick Newman	10	38	30	68	3.5-6	1.5-2
SOLOMON MCGINTY	11	31	21	52	5.5-28	1.0-8
Alpha Jalloh	11	29	20	49	3.0-6	.
CORBIN JACKSON	10	33	16	49	3.0-8	.
CHRIS TURNER	11	34	3	37	.	.
Tyrin Holloway	11	28	8	36	1.0-5	.

2017 returnees in ALL CAPS

2016 TEAM STATISTICS

	LU	OPP
SCORING	302	286
Points Per Game	27.5	26.0
Points Off Turnovers	131	114
FIRST DOWNS	193	192
Rushing	80	101
Passing	94	81
Penalty	19	10
RUSHING YARDAGE	1576	2414
Yards gained rushing	1892	2646
Yards lost rushing	316	232
Rushing Attempts	439	464
Average Per Rush	3.6	5.2
Average Per Game	143.3	219.5
TDs Rushing	16	21
PASSING YARDAGE	2258	1908
Comp-Att-Int	184-333-16	152-280-14
Average Per Pass	6.8	6.8
Average Per Catch	12.3	12.6
Average Per Game	205.3	173.5
TDs Passing	18	12
TOTAL OFFENSE	3834	4322
Total Plays	772	744
Average Per Play	5.0	5.8
Average Per Game	348.5	392.9
KICK RETURNS: #-Yards	33-760	32-621
PUNT RETURNS: #-Yards	17-117	23-172
INT RETURNS: #-Yards	14-160	16-179
KICK RETURN AVERAGE	23.0	19.4
PUNT RETURN AVERAGE	6.9	7.5
INT RETURN AVERAGE	11.4	11.2
FUMBLES-LOST	9-6	21-12
PENALTIES-Yards	56-497	63-573
Average Per Game	45.2	52.1
PUNTS-Yards	64-2606	63-2362
Average Per Punt	40.7	37.5
Net punt average	36.8	35.3
KICKOFFS-Yards	62-3828	58-3455
Average Per Kick	61.7	59.6
Net kick average	40.8	37.4
TIME OF POSSESSION/Game	29:31	30:29
3RD-DOWN Conversions	61/173	58/160
3rd-Down Pct	35%	36%
4TH-DOWN Conversions	12/19	6/14
4th-Down Pct	63%	43%
SACKS BY-Yards	14-67	30-208
MISC YARDS	28	0
TOUCHDOWNS SCORED	37	37
FIELD GOALS-ATTEMPTS	15-19	9-14
ON-SIDE KICKS	0-0	0-0
RED-ZONE SCORES	(31-37) 84%	(28-38) 74%
RED-ZONE TOUCHDOWNS	(23-37) 62%	(19-38) 50%
PAT-ATTEMPTS	(33-35) 94%	(35-36) 97%
ATTENDANCE	98259	104052
Games/Avg Per Game	6/16376	5/20810

SCORE BY QUARTERS	1st	2nd	3rd	4th	OT	Total
Liberty	77	78	56	88	3	302
Opponents	59	98	50	79	0	286

2016 RESULTS (6-5, 4-1 Big South)

Sept. 3	at Virginia Tech	L, 13-36
Sept. 10	JACKSONVILLE	W, 55-7
Sept. 17	at SMU	L, 14-29
Sept. 24	#3/4 JACKSONVILLE STATE	L, 19-48
Oct. 1	ROBERT MORRIS	W, 41-7
Oct. 15	at Kennesaw State *	W, 36-21
Oct. 22	MONMOUTH *	W, 52-28
Oct. 29	GARDNER-WEBB *	(OT) W, 23-20
Nov. 5	at Presbyterian *	W, 16-0
Nov. 12	#14/14 CHARLESTON SOUTHERN *	L, 26-48
Nov. 17	at #16 Coastal Carolina	L, 7-42

* - Big South Conference game
HOME GAME IN ALL CAPS

2017 SCHEDULE

Sept. 2	LAFAYETTE	3:00pm	LAF leads series, 1-0
Sept. 9	LEHIGH	1:00pm	LEH leads series, 5-2
Sept. 16	at Albany	7:00pm	UA leads series, 11-4
Sept. 23	at Hampton	2:00pm	1st meeting
Sept. 30	at Bucknell	6:00pm	1st meeting
Oct. 7	at Holy Cross	1:00pm	series tied, 1-1
Oct. 21	LIBERTY *	1:00pm	LU leads series, 3-1
Oct. 28	at Charleston Southern *	6:00pm	CSU leads series, 3-0
Nov. 4	PRESBYTERIAN *	1:00pm	PC leads series, 2-1
Nov. 11	GARDNER-WEBB *	12:00pm	MU leads series, 2-1
Nov. 18	at Kennesaw State *	TBA	KSU leads series, 2-0

HOME GAME IN ALL CAPS

* - Big South Conference game

All Times EST and subject to change

HAWK QUICK FACTS

Location:.....West Long Branch, N.J.
 Founded:.....1933
 Enrollment:.....6,300
 Nickname:.....Hawks
 School Colors:.....Midnight Blue and White
 Stadium:.....Kessler Field at Monmouth Stadium (4,200)
 Surface:.....FieldTurf
 President:.....Grey Dimenna Esq. (Binghamton, 1975)
 Athletics Director:.....Dr. Marilyn McNeil (Calgary, 1968)
 Senior Woman Administrator:.....Jennifer Lawler
 Faculty Athletics Representative:.....Dr. James Konopack
 Athletic Dept. Phone:.....732-571-3415
 Ticket Office Phone:.....732-263-6889
 Website:.....MonmouthHawks.com
 Twitter Feed:.....@MUHawksFB

HAWK FOOTBALL FACTS

First Year:.....1993
 Overall All-Time Record:.....135-115 (.540)
 Overall Big South Record:.....4-12 (.250)
 Big South Championships:.....none
 FCS Playoff Appearances:.....none
 All-Time FCS Playoff Record:.....n/a
 Last Postseason Appearance:.....2006 Gridiron Classic
 vs. San Diego (L, 7-27)
 2016 Overall Record:.....4-7
 2016 Big South Record (Finish):.....0-5 (6th)
 Final 2016 National Top 25 Rankings:.....none
 Football Office Phone:.....732-263-5179
 Best Time To Reach Coach Kevin Callahan:.....Contact SID
 Football SID Contact:.....Greg Viscomi
 SID Office Phone:.....732-571-4447
 SID Cell Phone:.....732-966-5821
 SID e-mail:.....gviscomi@monmouth.edu
 SID Fax:.....732-571-3535
 Press Box Phone:.....732-571-4400



2017 TEAM INFORMATION

Primary Offense: Multiple

Primary Defense: 4-3

Lettermen Returning: 47

25 Offense
 19 Defense
 3 Specialty

Lettermen Lost: 23

9 Offense
 14 Defense
 0 Specialty

Starters Returning: 17

Offense (8)

QB Kenji Bahar - 6-5, 235, R-Soph.
 WR Reggie White Jr. - 6-3, 200, R-Jr.1st Team All-Big South
 TE Jake Powell - 5-9, 180, R-Soph.
 C Alex Thompson - 6-4, 285, Sr.1st Team All-Big South
 RT Russ Clayton - 6-4, 280, R-Jr.
 RG Peter Righi - 6-3, 285, R-Jr.
 LG Ryan Wetzell - 6-4, 285, Sr.
 LT Matt Stoneberg - 6-5, 300, R-Sr.

Defense (6)

DL Manny Maragoto - 6-6, 255, R-Sr.
 DL Zach Talley - 6-3, 240, Sr.
 DB Mike Basile - 6-1, 200, Sr.1st Team All-Big South
 DB Marcus Leslie - 5-10, 180, Sr.
 DB Kamau Dumas - 5-9, 180, R-Sr.
 DB Wendell Allen - 6-1, 180, Soph.

Specialty (3)

PK/P Matt White - 6-1, 190, Sr.
 LS Mike Christ - 6-2, 245, Sr.
 HLD Kenji Bahar - 6-5, 235, R-Soph.

Starters Lost: 8

Offense (3)

WR Darren Ambush2nd Team All-Big South
 WR Matt Choi
 RB Lavon Chaney

Defense (4)

DL Darnell Leslie2nd Team All-Big South
 DL Dimitrius Smith
 MLB Payton Minnich
 LB Brandon Wharton

Specialty (1)

KR Darren Ambush



2016 All-Conference Honors

Offense (8)
 QB Kenji Bahar - 6-5, 235, R-Soph.
 WR Reggie White Jr. - 6-3, 200, R-Jr.1st Team All-Big South
 TE Jake Powell - 5-9, 180, R-Soph.
 C Alex Thompson - 6-4, 285, Sr.1st Team All-Big South
 RT Russ Clayton - 6-4, 280, R-Jr.
 RG Peter Righi - 6-3, 285, R-Jr.
 LG Ryan Wetzell - 6-4, 285, Sr.
 LT Matt Stoneberg - 6-5, 300, R-Sr.
Defense (6)
 DL Manny Maragoto - 6-6, 255, R-Sr.
 DL Zach Talley - 6-3, 240, Sr.
 DB Mike Basile - 6-1, 200, Sr.1st Team All-Big South
 DB Marcus Leslie - 5-10, 180, Sr.
 DB Kamau Dumas - 5-9, 180, R-Sr.
 DB Wendell Allen - 6-1, 180, Soph.
Specialty (3)
 PK/P Matt White - 6-1, 190, Sr.
 LS Mike Christ - 6-2, 245, Sr.
 HLD Kenji Bahar - 6-5, 235, R-Soph.

Starters Lost: 8

Offense (3)

WR Darren Ambush2nd Team All-Big South
 WR Matt Choi
 RB Lavon Chaney

Defense (4)

DL Darnell Leslie2nd Team All-Big South
 DL Dimitrius Smith
 MLB Payton Minnich
 LB Brandon Wharton

Specialty (1)

KR Darren Ambush



HEAD COACH

KEVIN CALLAHAN

25th season at Monmouth
135-115 (.540)

HOMETOWN:

Elmira, N.Y.

ALMA MATER (YEAR):

Rochester (1977)

PLAYING CAREER:

Defensive Back at Rochester (1975-76)

COACHING CAREER:

MONMOUTH - Head Coach.....1992-present
Colgate - Assistant Head Coach/Defensive Coordinator.....1984-91
Wagner - Defensive Coordinator/Linebackers.....1981-83
Syracuse - Offensive Backfield Assistant.....1980
Albany - Graduate Assistant.....1977-79

COACHING & CAREER HIGHLIGHTS:

- Is the only head coach in the history of Monmouth football
- One of just four FCS head coaches with 25 years at one school
- Directed Hawks to 3rd-place Big South finish in second season in the league in 2015
- Monmouth was voted the Big South's 2015 Football Team Sportsmanship Award winner
- Has had 18 All-Big South honorees since joining the league, plus 2014 Freshman of the Year honoree in **MIKE BASILE**
- Led Monmouth to winning season in 2014, the program's first since 2008
- His 135 wins rank tied for 14th among active coaches at the FCS level
- Led Hawks to five Northeast Conference titles
- Three-time NEC Coach of the Year (1998, 2003, 2006)
- Has had three players named as finalists for Jerry Rice Award
- Squad posted top GPA in the NEC in 2010
- Won 100th game on Oct. 31, 2009 (Bryant)
- Has directed Hawks to two postseason appearances -- 2003 ECAC Football Classic and the 2006 Gridiron Classic
- Awarded The Sports Network Cup in 2004 after going 10-1 to claim the I-AA Mid-Major National Championship
- Has coached 13 Conference Players of the Year while at Monmouth
- Had a CoSIDA Academic All-District selection 15 consecutive seasons
- Six former Hawks have earned spots on NFL rosters, including **MILES AUSTIN**, **CHRIS HOGAN** (Super Bowl LI Champion New England Patriots) and **HAKEEM VALLES** (Arizona Cardinals)
- A member of the FCS Football Coaches Committee since 2002, served as President in 2007-08
- Inducted into the Shore Football Coaches Foundation Hall of Fame in June 2016 as well as the Jersey Shore Hall of Fame in 2006

ASSISTANT COACHES & SUPPORT STAFF

Andy Bobik (Colgate, 1982) - Assoc. Head Coach/Def. Coordinator
TJ DiMuzio (Delaware, 2006) - Receivers
Sam Dorsett (Robert Morris, 2003) - Running Backs/Special Teams
Brian Gabriel (Siena, 2002) - Assistant Head Coach/OL/Recruit Coord.
Jeff Gallo (Monmouth, 2005) - Assistant Head Coach/Tight Ends
Andrew Kirkland (Colgate, 2006) - Linebackers
Kevin Morris (Williams, 1986) - Offensive Coordinator
Chris Raitano (Monmouth, 2014) - Defensive Line/Video Coordinator
Lewis Walker (Utah, 2013) - Secondary
Nate Miker - Athletics Trainer

KEVIN CALLAHAN'S HEAD COACHING RECORD

Year	School	Overall	Conference
1993	Monmouth	2-5	
1994	Monmouth	7-2	
1995	Monmouth	7-3	
1996	Monmouth	7-3	3-1
1997	Monmouth	5-4	3-1
1998	Monmouth	5-5	4-1
1999	Monmouth	2-8	2-5
2000	Monmouth	5-6	4-4
2001	Monmouth	7-3	5-2
2002	Monmouth	2-8	2-5
2003	Monmouth	10-2	6-1
2004	Monmouth	10-1	6-1
2005	Monmouth	6-4	4-3
2006	Monmouth	10-2	6-1
2007	Monmouth	4-6	3-3
2008	Monmouth	7-4	6-1
2009	Monmouth	5-6	4-4
2010	Monmouth	3-8	3-5
2011	Monmouth	5-6	4-4
2012	Monmouth	5-5	4-3
2013	Monmouth	6-6	
2014	Monmouth	6-5	1-4
2015	Monmouth	5-6	3-3
2016	Monmouth	4-7	0-5
Big South Total		15-18	4-12
Career Total		135-115	70-52



ALPHABETICAL ROSTER

NO.	NAME	YR	POS	HT	WT	HOMETOWN / PREVIOUS SCHOOL
81	Aldarelli, Joey	Fr.	WR	6-1	190	Oakhurst, N.J. / Ocean Township
28	Allen, Wendell	So.	DB	6-1	180	Monmouth Junction, N.J. / South Brunswick
17	Ashley, Andrew	R-So.	DB	5-8	175	Laurel, Md. / Good Counsel
66	Aumer, Kurt	Fr.	DL	6-3	260	Acme, Pa. / Mount Pleasant
16	Bahar, Kenji	R-So.	QB	6-3	175	Baltimore, Md. / Calvert Hall
19	Barneys, Bryce	So.	WR	6-0	160	Avenel, N.J. / Colonia
30	Basile, Mike	Sr.	DB	6-1	200	Brick, N.J. / Brick Memorial
13	Batts, Brandon	Jr.	WR	5-10	175	Elkridge, Md. / Mount St. Joseph
1	Berry, Tymere	Jr.	DB	6-1	175	Toms River, N.J. / Toms River South
21	Bowers, Mike	Fr.	DB	6-1	190	Marlton, N.J. / Cherokee
42	Brice, Jonathan	So.	DB	6-1	200	Baltimore, Md. / Archbishop Curley
34	Brown, Justin	Fr.	RB	5-10	200	Branford, Conn. / St. Luke's School
38	Budd, Anthony	Fr.	DB	5-11	180	Riverdale, Md. / Good Counsel
46	Budroni, Dylan	So.	TE	6-5	205	Arnold, Md. / St. Mary's
25	Cantelli, Robbie	R-Sr.	WR	6-0	195	Holmdel, N.J. / Holmdel (Fordham)
29	Castronuova, Matt	Jr.	WR	5-9	175	Jackson, N.J. / Jackson Memorial
44	Christ, Mike	Sr.	LS	6-2	245	Sterling, Va. / Dominion
75	Christian, Manny	So.	OL	6-5	280	Newark, N.J. / Newark Central
86	Clark, Shawn	Jr.	TE	6-8	240	Potsdam, N.Y. / Potsdam (Cushing Academy)
78	Clayton, Russ	Sr.	OL	6-4	280	Monroe, N.J. / Monroe Township
33	Cleveland, Jimmy	Sr.	LB	6-2	239	Toms River, N.J. / Monsignor Donovan HS
41	Coleman, John	Sr.	K	6-0	195	Sparta, N.J. / Sparta
53	Cooper, DeJaun	Fr.	LB	6-2	195	Germantown, Md. / Northwest
93	Davidson, Russell	So.	DL	6-4	250	New Providence, N.J. / New Providence
24	Dumas, Kamau	R-Sr.	DB	5-9	180	Morristown, N.J. / Morristown
6	Ezemma, Ugo	Jr.	WR	6-1	195	Nanuet, N.Y. / St. Joe's Montvale
94	Faber, Ryan	Jr.	DL	6-1	250	Sparta, N.J. / Seton Hall Prep
61	Farris, AJ	So.	OL	6-2	295	Newark, Del. / Eastern Christian Academy
59	File Jr., Carl	So.	LB	5-11	235	Millville, N.J. / St. Augustine Prep
62	Gallina, John	R-So.	OL	6-7	335	Forest Hill, Md. / Bel Air
47	Gillespie, Michael	Fr.	P	6-0	175	Ellicott City, Md. / Howard HS
7	Grasso, Vinny	Sr.	WR	5-7	175	Toms River, N.J. / Monsignor Donovan
82	Greene, Terrance	Fr.	WR	6-1	180	Philadelphia, Pa. / St. Joe's Prep
35	Gregory, Kyle	Sr.	DB	6-0	195	Germantown, Md. / Quince Orchard
50	Grimes, Da'Quan	So.	LB	5-11	205	Gaithersburg, Md. / Damascus
45	Gulick, Will	Fr.	DL	6-1	255	Red Bank, N.J. / Middletown South
18	Harris, Brandon	Fr.	QB	6-2	195	Bronx, N.Y. / Trinity Pawling
87	Hartwick, Ben	Jr.	TE	6-6	240	Mahwah, N.J. / Mahwah
58	Hasan, Adham	Jr.	LB	5-11	225	Fredericksburg, Va. / Mountain View
27	Iroha, Agbai	Sr.	DB	5-9	195	Union, N.J. / Union
65	James, Charles	Fr.	OL	6-5	265	Union, N.J. / Union
77	Jerman, Eli	So.	DL	6-5	240	Chalfont, Pa. / Central Bucks South
8	Jolly, Michael	Sr.	RB	5-6	180	Springfield, Va. / Robert E. Lee
4	Jones, Devell	Jr.	RB	6-0	235	Iselin, N.J. / Lincoln
95	Kakar, Adam	So.	DL	6-3	320	Toms River, N.J. / Toms River North (Milford)
98	Kelly-Gamble, Lowell	So.	DL	6-2	235	Bloomfield, N.J. / Bloomfield
79	Kroeger, Ryan	So.	DL	6-2	295	Atlantic Highlands, N.J. / Red Bank Catholic (Fordham)
60	Larson, Will	R-So.	OL	6-5	270	Leesburg, Va. / Tuscarora
3	Leslie, Marcus	Sr.	DB	5-10	185	Miami, Fla. / Coral Reef Senior

NO.	NAME	YR	POS	HT	WT	HOMETOWN / PREVIOUS SCHOOL
31	Lewis, Brian	So.	WR	6-3	180	Camden, Del. / Laesor Rodney HS
91	Locke, Kevin	Jr.	DL	6-3	245	Millstone, N.J. / Allentown
68	Mainor, Terrance	Fr.	DL	6-4	220	Easton, Pa. / Wilson
90	Maragoto, Manny	R-Sr.	DL	6-6	255	Freehold, N.J. / Freehold Township
23	Martinez, Teddie	R-Sr.	DB	6-0	190	Baltimore, Md. / St. Paul's School
52	Massey, Erik	Fr.	LB	6-2	225	Teaneck, N.J. / Bergen Catholic
73	Mazzone, Gianni	So.	OL	6-3	280	Manalapan, N.J. / Freehold Twp.
32	McCreary, Colin	Fr.	K	6-1	200	Clarks Summit, Pa. / Abington Heights
2	Moore, Lonnie	So.	WR	5-10	160	Sicklerville, N.J. / Paul VI
37	Mosquera, Matt	So.	K	5-10	175	Middletown, N.J. / Middletown South
36	Muhammad-Chambers, Hasan	Fr.	DB	6-0	185	Brooklyn, N.Y. / Christ the King
51	Nelson, Tre	Jr.	LB	6-1	225	Palmerton, Pa. / Palmerton
43	Paterra, Anthony	Sr.	WR	5-10	160	Pelham, N.Y. / Pelham Memorial
97	Pendarvis, Gerron	Jr.	DL	6-1	295	Waterbury, Conn. / Holy Cross HS
57	Pierce, Sam	Jr.	DL	6-2	280	New Brunswick, N.J. / New Brunswick
83	Pimentel, German	Fr.	TE	6-4	210	New Brunswick, N.J. / New Brunswick
5	Powell, Evan	So.	LB	6-1	230	Marlton, N.J. / Cherokee
17	Powell, Jake	Jr.	TE	6-5	240	Marlton, N.J. / Cherokee
10	Ratacki, Grant	Jr.	WR	5-11	190	Fair Haven, N.J. / Rumson Fair-Haven
39	Redaelli, Larry	Jr.	RB	5-7	200	Monmouth Beach, N.J. / Red Bank Catholic
55	Righi, Peter	Sr.	OL	6-3	285	Fair Haven, N.J. / Rumson Fair-Haven
85	Ruiz, Steven	So.	WR	5-7	165	Old Bridge, N.J. / St. John Vianney
15	Runza, Christian	Sr.	LB	6-1	220	Noorwood, N.J. / Old Tappan
64	Rutowski, Joe	So.	OL	6-3	265	Middletown, N.J. / Middletown South
92	Scarlett, Kahari	So.	DL	6-3	220	Bloomfield, Conn. / Bloomfield
99	Schoer, Ryan	Sr.	LB	6-1	245	Manalan, N.J. / Red Bank Regional (Rhode Island)
84	Scott, Gene	Fr.	TE	6-4	240	Wall, N.J. / Wall
70	Shabana, Mahmoud	So.	OL	6-3	250	New York, N.Y. / Brooklyn Tech
40	Shanks, Shamar	So.	LB	6-2	220	Baltimore, Md. / Gilman
10	Smith, Anthony	Gr.	DB	6-0	205	Dover, N.J. / Pope John XXIII (Penn State)
12	Smyth, Max	Fr.	QB	6-5	215	Riverton, N.J. / Palmyra
76	Stoneberg, Matt	R-Sr.	OL	6-5	310	Bel Air, Md. / Bel Air
72	Syracuse, Brian	So.	OL	6-4	275	Nanuet, N.Y. / Nanuet
69	Szuba, Justin	Fr.	OL	6-7	260	Brick, N.J. / Brick Memorial
48	Talley, Zach	Jr.	LB	6-3	240	Quakertown, Pa. / Lansdale Catholic
89	Tantleff, Matt	Fr.	WR	6-3	175	Bernardsville, N.J. / Bernardsville
20	Terry, Justin	Fr.	DB	5-11	175	Brooklyn, N.Y. / Christ the King
96	Thomas, Daivone	Sr.	DL	6-0	260	Millstone, N.J. / Allentown
54	Thompson, Alex	Sr.	OL	6-4	295	Lawnside, N.J. / Haddon Heights (W. Virginia)
80	Tredway, Zach	Fr.	WR	6-3	185	Langhorne, Pa. / Neshaminy
88	Venier, Nick	So.	TE	6-5	255	Staten Island, N.Y. / New Dorp
26	Wagar, Christian	Jr.	DB	6-0	195	Neptune, N.J. / Red Bank Catholic (East Coast Prep)
11	Welsh, Michael	So.	QB	6-1	215	Medford, N.J. / Shawnee
71	Wetzel, Ryan	Sr.	OL	6-4	285	Freehold, N.J. / Colts Neck
49	White, Matt	Sr.	K/P	6-1	190	Gibsonia, Pa. / Mars Area
9	White Jr., Reggie	R-Jr.	WR	6-3	210	Randallstown, Md. / Milford Mill Academy
77	Wolfe, Marc	Fr.	OL	6-4	270	Williamstown, N.J. / Williamstown
22	Zokouri, Erik	Fr.	RB	5-10	200	Silver Spring, Md. / Montgomery Blair
56	Zubieta, Diego	Jr.	LB	5-10	205	Newtown Square, Pa. / Penncrest



#9 REGGIE WHITE JR.
R-JR • WR • 6-3 • 210



NOTES: Leads the Big South in receptions (69) and receiving yards (934) ... Second in the league in TDs with 7 ... Recorded 4 games of 10+ receptions and four games of 100+ yards receiving ... His 69 receptions were the second-most in a season in school history ... Named Big South Offensive Player of the Week, Oct. 3, after 167-yard, 2-TD effort in win over Fordham, which also included game-winning 2-point conversion in overtime.



#30 MIKE BASILE
SR • DB • 6-1 • 200



NOTES: Consensus Second Team All-American in 2016 ... Buck Buchanan Award Finalist ... First Team All-Big South Selection ... Second in the conference in total tackles and solo tackles (first among defensive backs) ... Led the conference with three blocked kicks ... Led the league in fumble recoveries ... Had 16 total tackles against FBS foe Kent State, earning Big South Defensive Player of the Week ... Had 10+ tackles in five games ... Also named Big South Special Teams Player of the Week for 2 blocked kicks against Delaware State.

2016 INDIVIDUAL STATISTICAL LEADERS

RUSHING	GP	Att	Gain	Loss	Net	Avg	TD	Long	Avg/G
Lavon Chaney	10	151	840	30	810	5.4	9	67	81.0
Ed Royds	8	72	393	13	380	5.3	6	82	47.5
Zach Welch	11	83	350	18	332	4.0	7	17	30.2
MICHAEL JOLLY	6	12	179	0	179	14.9	2	78	29.8

PASSING	GP	Effic	Cmp-Att-Int	Pct	Yds	TD	Lng	Avg/G
Cody Williams	8	131.35	106-178-2	59.6	1294	7	77	161.8
KENJI BAHAR	11	107.94	97-166-6	58.4	964	4	38	87.6

RECEIVING	GP	No.	Yds	Avg	TD	Long	Avg/G
REGGIE WHITE JR.	11	69	934	13.5	7	72	84.9
Darren Ambush	11	49	588	12.0	2	77	53.5
Lavon Chaney	10	18	186	10.3	0	52	18.6
JAKE POWELL	9	16	146	9.1	1	24	16.2
Matt Choi	11	13	113	8.7	0	20	10.3

PUNT RETURNS	No.	Yds	Avg	TD	Long
VINNY GRASSO	11	74	6.7	0	16
MATT CASTRONUOVA	4	26	6.5	0	14

INTERCEPTIONS	No.	Yds	Avg	TD	Long
Teddie Martinez	3	19	6.3	0	19
MARCUS LESLIE	1	1	1.0	0	1
Kamau Dumas	1	0	0.0	0	0
MIKE BASILE	1	43	43.0	0	43

KICKOFF RETURNS	No.	Yds	Avg	TD	Long
Darren Ambush	30	678	22.6	0	62
DEVIN PHELPS	8	142	17.8	0	34
Kamau Dumas	6	149	24.8	0	46

SCORING	TD	FGs	Kick	Rush	Rcv	Pass	DXP	Saf	Pts
Lavon Chaney	9	0-0	0-0	0-0	0	0-0	0	0	54
MATT WHITE	0	8-11	26-29	0-0	0	0-0	0	0	50
REGGIE WHITE JR.	7	0-0	0-0	0-0	1	0-0	0	0	44
Zach Welch	7	0-0	0-0	0-0	0	0-0	0	0	42
Ed Royds	6	0-0	0-0	0-0	0	0-0	0	0	36

TOTAL OFFENSE	GP	Plays	Rush	Pass	Total	Avg/G
Cody Williams	8	211	34	1294	1328	166.0
KENJI BAHAR	11	190	-20	964	944	85.8
Lavon Chaney	10	151	810	0	810	81.0
Ed Royds	8	72	380	0	380	47.5
Zach Welch	11	83	332	0	332	30.2

PUNTING	No.	Yds	Avg	Long	TB	FC	I20	Bkd
MATT WHITE	44	1705	38.8	61	1	12	15	1
MATT MOSQUERA	2	70	35.0	38	0	1	1	0

ALL PURPOSE	GP	Rush	Rec	PR	KOR	IR	Tot	Avg/G
Darren Ambush	11	49	588	0	678	0	1315	119.5
Lavon Chaney	10	810	186	0	0	0	996	99.6
REGGIE WHITE JR.	11	-3	934	0	0	0	931	84.6
Ed Royds	8	380	47	0	0	0	427	53.4
Zach Welch	11	332	40	0	0	0	372	33.8

TACKLES	GP	SOLO	AST	TOT	TFL-YDS	SK-YDS
MIKE BASILE	11	65	45	110	9.0-25	2.0-11
DARNELL LESLIE	11	35	37	72	10.0-34	3.0-12
Brendon Wharton	11	30	32	62	1.0-1	.
Teddie Martinez	10	38	17	55	3.0-7	.
Payton Minnich	9	23	28	51	4.5-22	3.0-22
Dimitrius Smith	11	19	22	41	4.0-12	1.0-5
Kamau Dumas	11	26	8	34	5.0-15	.
DIEGO ZUBIETA	11	15	18	33	3.0-11	1.0-3
Manny Maragoto	11	14	16	30	11.5-40	6.0-31

2017 returnees in ALL CAPS

2016 TEAM STATISTICS

	MU	OPP
SCORING	280	361
Points Per Game	25.5	32.8
Points Off Turnovers	71	91
FIRST DOWNS	212	222
Rushing	91	136
Passing	104	73
Penalty	17	12
RUSHING YARDAGE	1776	2806
Yards gained rushing	2039	3109
Yards lost rushing	263	303
Rushing Attempts	404	487
Average Per Rush	4.4	5.8
Average Per Game	161.5	255.1
TDs Rushing	26	31
PASSING YARDAGE	2303	1738
Comp-Att-Int	206-349-9	147-243-6
Average Per Pass	6.6	7.2
Average Per Catch	11.2	11.8
Average Per Game	209.4	158.0
TDs Passing	11	15
TOTAL OFFENSE	4079	4544
Total Plays	753	730
Average Per Play	5.4	6.2
Average Per Game	370.8	413.1
KICK RETURNS: #-Yards	49-1043	31-532
PUNT RETURNS: #-Yards	17-117	18-133
INT RETURNS: #-Yards	6-63	9-101
KICK RETURN AVERAGE	21.3	17.2
PUNT RETURN AVERAGE	6.9	7.4
INT RETURN AVERAGE	10.5	11.2
FUMBLES-LOST	19-8	20-11
PENALTIES-Yards	72-709	72-637
Average Per Game	64.5	57.9
PUNTS-Yards	47-1775	39-1404
Average Per Punt	37.8	36.0
Net punt average	34.5	33.0
KICKOFFS-Yards	52-2936	65-3715
Average Per Kick	56.5	57.2
Net kick average	39.0	36.5
TIME OF POSSESSION/Game	30:41	29:19
3RD-DOWN Conversions	50/149	73/151
3rd-Down Pct	34%	48%
4TH-DOWN Conversions	19/35	12/21
4th-Down Pct	54%	57%
SACKS BY-Yards	22-111	18-128
MISC YARDS	0	1
TOUCHDOWNS SCORED	37	49
FIELD GOALS-ATTEMPTS	8-11	7-12
ON-SIDE KICKS	1-2	0-0
RED-ZONE SCORES	(32-42) 76%	(37-46) 80%
RED-ZONE TOUCHDOWNS	(26-42) 62%	(31-46) 67%
PAT-ATTEMPTS	(32-35) 91%	(46-49) 94%
ATTENDANCE	9517	51540
Games/Avg Per Game	3/3172	8/6442

SCORE BY QUARTERS	1st	2nd	3rd	4th	OT	Total
Monmouth	33	90	78	65	14	280
Opponents	50	97	95	105	14	361

2016 RESULTS (4-7, 0-5 Big South)

Sept. 3	at Lehigh	W, 23-21
Sept. 10	at Delaware State	W, 34-20
Sept. 17	at Kent State	L, 7-27
Sept. 24	#11/12 CHARLESTON SOUTHERN *	L, 7-35
Oct. 1	FORDHAM	(OT) W, 42-41
Oct. 8	at Howard	W, 59-27
Oct. 13	at Presbyterian *	L, 13-17
Oct. 22	at Liberty *	L, 28-52
Oct. 29	KENNESAW STATE *	L, 17-49
Nov. 5	at #18 Coastal Carolina	L, 17-38
Nov. 19	at Gardner-Webb *	(OT) L, 33-34

* - Big South Conference game
HOME GAME IN ALL CAPS

2017 SCHEDULE

Aug. 31	at Wake Forest	6:30pm	WF leads series, 7-4-1
Sept. 9	at The Citadel	6:00pm	CIT leads series, 50-11-1
Sept. 16	CAMPBELL	7:00pm	PC leads series, 2-0
Sept. 23	CUMBERLAND	7:00pm	CUMB leads series, 1-0
Sept. 30	WOFFORD	7:00pm	series tied, 40-40-3
Oct. 7	ST. FRANCIS (Pa.)	2:00pm	1st meeting
Oct. 14	CHARLESTON SOUTHERN *	12:00pm	PC leads series, 14-10
Oct. 28	KENNESAW STATE *	2:30pm	series tied, 1-1
Nov. 4	at Monmouth *	1:00pm	PC leads series, 2-1
Nov. 11	at Liberty *	3:30pm	LU leads series, 10-4
Nov. 18	GARDNER-WEBB *	1:00pm	GWU leads series, 21-18

HOME GAME IN ALL CAPS

* - Big South Conference game

All Times EST and subject to change

BLUE HOSE QUICK FACTS

Location:	Clinton, S.C.
Founded:	1880
Enrollment:	1,100
Nickname:	Blue Hose
School Colors:	Garnet and Blue
Stadium:	Bailey Memorial Stadium (6,500)
Surface:	Natural Grass
President:	Bob Staton (Presbyterian, 1968)
Athletics Director:	Danny Sterling (Virginia Tech, 1994)
Senior Woman Administrator:	Dee Nichols
Faculty Athletics Representative:	Dr. Roy Campbell
Athletic Dept. Phone:	864-833-8240
Ticket Office Phone:	864-833-8241
Website:	www.gobluehose.com
Twitter Feed:	@BlueHoseSports

BLUE HOSE FOOTBALL FACTS

First Year:	1913
Overall All-Time Record:	493-507-35 (.493)
Overall Big South Record:	9-36 (.200)
Big South Championships:	none
FCS Playoff Appearances:	none
All-Time FCS Playoff Record:	n/a
Last Postseason Appearance:	2005 NCAA Division II Second Round
	vs. Central Arkansas (L, 28-53)
2016 Overall Record:	2-9
2016 Big South Record (Finish):	1-4 (5th)
Final 2016 National Top 25 Rankings:	none
Football Office Phone:	864-833-8247
Best Time To Reach Coach Tommy Spangler:	Contact SID
Football SID Contact:	Davis Simpson
SID Office Phone:	864-833-7095
SID Cell Phone:	864-884-2157
SID e-mail:	dasimpson@presby.edu
SID Fax:	864-833-8323
Press Box Phone:	864-938-4040



2017 TEAM INFORMATION

Primary Offense: Spread

Primary Defense: 4-3

Lettermen Returning: 44

24	Offense
17	Defense
3	Specialty

Lettermen Lost: 15

4	Offense
11	Defense
0	Specialty



Starters Returning: 16

Offense (7)

QB	Ben Cheek - 6-0, 180, R-Jr.	
WR	DaShawn Davis - 5-9, 160, Jr.	2nd Team All-Big South
WR	DarQuez Watson - 6-2, 210, Sr.	
OL	Jerius Duncan - 6-0, 280, Soph.	
OL	Tobias Hagins - 6-3, 285, Jr.	
OL	Thomas Hughes - 6-3, 275, Sr.	
OL	Eli Teeselink - 6-0, 295, R-Soph.	

Defense (6)

LB	Grant Beidel - 6-1, 220, R-Sr.
DB	Robert Baker - 6-3, 195, R-Jr.
DB	Ryan Burgess - 6-1, 190, R-Jr.
DB	Kenneth Coleman - 6-0, 190, Jr.
LB	Nick Moss - 6-0, 220, Soph.
DB	Rock Ya-Sin - 6-1, 190, Jr.

Specialty (3)

P/K	Brett Norton, 6-0, 170, Jr.
KO	Tim Hartshorn, 6-1, 170, R-Jr.
RS	DaShawn Davis, 5-9, 160, Jr.

Starters Lost: 9

Offense (4)

RB	Darrell Bridges
WR	Daryl Wilson
TE	Joseph Purter
OL	Ryan Bristow

Defense (5)

DL	Khari Rosier	2nd Team All-Big South
DT	Obinna Ntiasagwe	2nd Team All-Big South
DL	Ryan Brown	
DL	Kamren Mack	
DB	Steve Osondu	

Specialty (0)



HEAD COACH**TOMMY SPANGLER**

*15th overall season at Presbyterian College
42-24 (.636 - 6 years)*

HOMETOWN:

Stone Mountain, Ga.

ALMA MATER (YEAR):

Georgia (1984)

**TOMMY SPANGLER'S HEAD COACHING RECORD**

Year	School	Overall	Conference
2001	Presbyterian College	7-4	5-2
2002	Presbyterian College	8-3	5-2
2003	Presbyterian College	4-6	2-5
2004	Presbyterian College	6-5	4-3
2005	Presbyterian College	10-2	7-0
2006	Presbyterian College	7-4	5-2
Career Total		42-24	28-14

PLAYING CAREER:

Defensive Back at Georgia (1979-82)

COACHING CAREER:


PRESBYTERIAN COLLEGE - Head Coach.....2017-present
 PRESBYTERIAN COLLEGE - Defensive Coordinator.....2013-16
 Louisiana Tech - Defensive Coordinator.....2007-12
 PRESBYTERIAN COLLEGE - Head Coach.....2001-06
 PRESBYTERIAN COLLEGE - Defensive Coordinator/Assistant HC.....1997-00
 Georgia Southern - Defensive Coordinator.....1992-96
 Georgia Southern - Co-Defensive Coordinator.....1990-91
 Georgia Southern - Defensive Backs.....1987-89
 Georgia - Graduate Assistant.....1985-86

COACHING & CAREER HIGHLIGHTS:

- Named Presbyterian College's head coach on Nov. 22, 2016
- Begins second stint as PC's head coach, having first served in the role six years from 2001-06
- Guided the Blue Hose to a 42-24 record as head coach, and his 57.1 winning percentage is the highest in PC history
- The Blue Hose had the South Atlantic Conference's top defense in 2006 (13.2 points allowed and 233.5 total defense)
- Clinched the program's first-ever appearance in the Division II playoffs in 2005 after leading PC to a 10-2 record, SAC title and a Top 10 national ranking
- Voted the SAC Coach of the Year and AFCA Region 2 Coach of the Year in 2005
- Now in his 15th overall season in a coaching capacity for the Blue Hose
- Helped Presbyterian to a 6-5 record in his second season back on staff in 2013, which was the program's first winning season since 2007
- His 2014 defense held seven FCS opponents to 15.9 points
- Served six seasons as Louisiana Tech's defensive coordinator, and turned around defense that ranked last in all of FBS into one of the top units in the WAC -- including six All-WAC selections in 2011
- His 2011 defense scored six touchdowns and the program's best scoring defense average in two decades
- Was a 2011 Broyles Award nominee for his defensive efforts that year
- Helped Georgia Southern to a pair of National Championships
- Named Southern Conference Defensive Coach of the Year in 1993, as Eagles ranked sixth nationally in scoring defense
- Member of Georgia's 1980 National Championship squad that defeated Notre Dame in the Sugar Bowl

ASSISTANT COACHES & SUPPORT STAFF

Taylor Cornett (The Citadel, 2009) - Tight Ends
 DaRon Dickey (Presbyterian, 2016) - Defensive Ends
 Mitch Doolittle (Presbyterian, 2007) - Defensive Coordinator/Linebackers
 Mitch Hall (Western Carolina, 2003) - Running Backs
 Clay Hodges (Kennesaw State, 2012) - Defensive Assistant
 Roland Matthews (Presbyterian College, 2014) - Defensive Line/Equipment
 Adam Mims (Furman, 2010) - Wide Receivers
 Joey Orck (Presbyterian College, 2008) - Offensive Line
 Todd Varn (N.C. State, 1992) - Offensive Coordinator/Quarterbacks
 Adam Hager - Associate Director of Sports Medicine



ALPHABETICAL ROSTER

NO.	NAME	YR	POS	HT	WT	HOMETOWN / PREVIOUS SCHOOL
37	Bacon, R.J.	R-Fr.	P	6-1	170	Columbia, S.C. / Spring Valley HS
23	Baker, Robert	R-Jr.	DB	6-3	195	Conyers, Ga. / Salem HS
47	Beidel, Grant	R-Sr.	LB	6-1	220	Roswell, Ga. / Roswell HS
78	Biscardi, John	Sr.	OL	6-3	285	Fleming Island, Fla. / Fleming Island HS
41	Boland, Jackson	R-Jr.	P	5-10	200	Ware Shoals, S.C. / Ware Shoals HS
34	Boyd, Dante	Jr.	LB	6-1	235	Prosperity, S.C. / Mid-Carolina HS
39	Bramble, David	Fr.	LB	5-8	185	Evans, Ga. / Augusta Prep Day HS
93	Branch, Michael	So.	DT	6-2	300	Pleasant Garden, N.C. / SE Guilford HS
15	Brock, Will	R-Sr.	QB	6-2	205	Cleveland, Ga. / White County HS
70	Broom, Thomas	R-So.	OL	6-0	265	York, S.C. / York HS
24	Brown, Malachi	So.	DB	5-11	185	Jonesboro, Ga. / Stockbridge HS
40	Brundidge, Austin	Fr.	LB	5-11	200	Adamsville, Ala. / Ramsay HS
82	Buchanan, Creighton	R-Fr.	ATH	6-4	185	Alpharetta, Ga. / King's Ridge Christian
33	Buick, Airon	Fr.	DE	6-1	220	Norcross, Ga. / Meadow Creek HS
25	Burgess, Ryan	R-Jr.	DB	6-1	190	Lithonia, Ga. / Chamblee HS
25	Byrd, Orinthius	Fr.	DB	6-1	185	Spartanburg, S.C. / Spartanburg HS
99	Callaway, William	R-Fr.	DE	6-4	220	Stone Mountain, Ga. / Towers HS
38	Cameron, Brandt	Jr.	LS	6-3	190	Suwanee, Ga. / North Gwinnett HS
44	Campbell, Colby	Fr.	LB	6-0	205	Montmorenci, S.C. / South Aiken HS
49	Caraway, Hayden	R-Jr.	LB	5-11	215	Morganton, N.C. / Patton HS
18	Carrington, Trent	Fr.	DB	6-1	185	Fayetteville, Ga. / Fayette County HS
80	Catalfomo, Lucas	R-Fr.	WR	6-1	195	Anderson, S.C. / T.L. Hanna HS
36	Catchings, Maleek	R-Jr.	DL	6-4	225	Marietta, Ga. / Wheeler HS
8	Cheek, Ben	R-Jr.	QB	6-0	190	Franklin, Ga. / Franklin HS
48	Chiavarallotti, Nick	Fr.	LS/DE	6-1	225	Matthews, N.C. / Porter Ridge HS
59	Christian, Joe	Fr.	LS	6-1	205	Simpsonville, S.C. / Greenville HS
20	Coleman, Kenneth	Jr.	DB	6-0	190	Jacksonville, Fla. / Providence HS
69	Cooper, Zach	R-Jr.	OL	6-0	285	Roebuck, S.C. / Dormant HS
92	Corgelas, Amos	R-Fr.	DE	6-4	220	Fort Myers, Fla. / Fort Myers HS
79	Crosby, George	Fr.	OL	6-2	285	Walterboro, S.C. / Colleton County HS
19	Cureton, Dirk	Fr.	CB	5-10	180	Charlotte, N.C. / Butler HS
12	Cusano, Mario	R-Fr.	QB	6-1	185	Greer, S.C. / Greer HS
62	Darst, Zach	Jr.	OL	6-2	295	Seneca, S.C. / Seneca HS
5	Davis, DaShawn	Jr.	WR	5-9	160	Inman, S.C. / Chapman HS
13	Davis, Zola	Jr.	TE/WR	6-2	215	North Charleston, S.C. / Wando HS
55	Diamati, Zane	R-Fr.	TE	6-3	220	Greenwood, S.C. / Greenwood HS
27	Drayton, DeAngelo	R-Fr.	RB	6-0	205	Aiken, S.C. / Silver Bluff HS
22	Duckworth, Gardner	R-So.	P	6-0	175	Augusta, Ga. / Richmond Academy
52	Duncan, Jerius	So.	OL	6-0	280	Simpsonville, S.C. / Woodmont HS
73	Easley, Wil	Fr.	OL	5-9	240	Saluda, S.C. / Saluda HS
60	Fattah, Omar	Fr.	LS	5-10	185	Greer, S.C. / Greer HS
28	Fisher, Michael	R-Jr.	DB	5-9	175	Mooresville, N.C. / South Iredell HS
83	Foster, Luke	Fr.	TE	6-5	240	Easley, S.C. / Easley HS
81	Frazier, Cedric	So.	WR	6-0	210	Miami, Fla. / Miami Northwestern HS
11	Goddard, Kyle	R-So.	WR	5-11	180	Leonardtown, Md. / Old Dominion
76	Hagins, Tobias	Jr.	OL	6-3	285	Baxley, Ga. / Appling County HS
2	Hartshorn, Tim	R-Jr.	K	6-1	170	Cumming, Ga. / West Forsyth HS
3	Harvey, Shadarius	So.	WR	5-8	155	Laurens, S.C. / Laurens HS
26	Haygood, Rod	Fr.	DB	5-10	175	Glen St. Mary, Fla. / Baker County HS
30	Hector, Michael	So.	LB	5-11	210	Decatur, Ga. / Columbia HS

NO.	NAME	YR	POS	HT	WT	HOMETOWN / PREVIOUS SCHOOL
91	Heslop, Imani	R-So.	LB	5-9	260	Atlanta, Ga. / Lakeside
85	Hilton, Riley	R-Jr.	TE	6-2	210	Fort Mill, S.C. / Nation Ford HS
67	Hughes, Thomas	Sr.	OL	6-3	275	Cordova, S.C. / Edisto HS
46	Inabinet, Marquise	So.	FB	6-0	240	Columbia, S.C. / Georgia Military
29	Junius, Joey	So.	DB	5-11	195	Winder, Ga. / Winder-Barrow HS
13	Keels, Trey	Fr.	QB	6-6	195	Chester, S.C. / Lewisville HS
61	Keller, Frank	R-Jr.	OL	6-0	275	Wilmington, N.C. / Ashley HS
71	Kelly, Joe	R-Jr.	OL	6-2	285	Lawrenceville, Ga. / Brookwood HS
17	King, Cal	R-So.	QB	6-3	190	Anderson, S.C. / Westside HS
57	Lanham, Tre	Fr.	LB	6-1	235	Edgefield, S.C. / Strom Thurmond HS
22	Leroy, Antonio	R-Fr.	LB	5-11	200	Albany, Ga. / Monroe HS
21	Lindsay, Jaylen	R-Jr.	DB	6-3	215	Newberry, S.C. / Newberry HS
41	Malinovsky, Michael	Fr.	LB	6-0	200	Atlanta, Ga. / Lakeside HS
4	Marable, Torrance	Fr.	RB	5-10	180	Decatur, Ga. / Towers HS
30	Maxfield, Grayson	K		5-7	150	Columbia, S.C. / Richland Northeast HS
86	McGhee, Damien	So.	WR	6-1	200	Jacksonville, Fla. / Trinity Christian Acad.
45	McLennan, Mac	Fr.	DE	6-4	220	Charlotte, N.C. / Charlotte Christian School
64	Melletto, Matt	R-Fr.	OL	6-1	245	Belmont, N.C. / South Point HS
43	Montgomery, Cody	R-So.	TE	6-3	210	Richburg, S.C. / Lewisville HS
31	Moss, Nick	So.	LB	6-0	220	Dearing, Ga. / Thomson HS
42	Murray, Kimonti	Fr.	LB	6-2	200	Pembroke, Ga. / Bryan County HS
9	Norton, Brett	Jr.	K/P	6-0	170	Walhalla, S.C. / Walhalla HS
89	Padgett, Jameel	So.	TE	6-4	215	Jacksonville, Fla. / Englewood HS
7	Pearson, Keith	Fr.	WR	5-9	170	Enoree, S.C. / Woodruff HS
97	Presley, KJ	R-Fr.	DL	6-1	260	Trussville, Ala. / Hewitt-Trussville HS
53	Revelle, Guy	R-So.	OL	6-4	250	Tampa, Fla. / Jesuit HS
43	Roberts, Will	Fr.	LB	6-1	225	Thomson, Ga. / Thomson HS
32	Robinson, Mark	Fr.	RB	6-0	210	Leesburg, Ga. / Lee County HS
68	Rowe, Darius	R-Jr.	DL	6-1	360	Douglasville, Ga. / Alexander HS
59	Rush, Detrel	R-Fr.	FB	6-3	230	Greeleyville, S.C. / C.E. Murray HS
45	Rutherford, Shiheem	R-So.	LB	5-10	215	Atlanta, Ga. / Mays HS
84	Ryan, DeAndre	R-Fr.	WR	5-9	180	North Augusta, S.C. / Strom Thurmond HS
87	Sanders, Hayden	R-Sr.	WR	6-4	205	Weddington, N.C. / Charlotte Christian
58	Sealey, Adonis	So.	OL	6-3	270	Hamer, S.C. / Dillon HS
56	Short, Cooper	Fr.	LS	6-0	240	Kings Mountain, Ga. / Kings Mountain HS
51	Singleton, Ralph	R-Fr.	OL	6-4	250	Sumter, S.C. / Lakewood HS
94	Stevens, Chad	Fr.	DT	6-2	315	Saluda, S.C. / Georgia Military
65	Teeselink, Eli	R-So.	OL	6-0	295	Waconia, Minn. / IMG Academy
63	Tindall, Matthew	R-Fr.	OL	6-0	265	Columbia, S.C. / Dreher HS
14	Turner, Elijah	So.	DB	6-0	190	Pickens, S.C. / Seneca HS
16	Walker, John	R-Jr.	QB	6-0	180	Simpsonville, S.C. / Southside Christian
96	Washington, Brien	R-Jr.	DB	6-3	210	Columbia, S.C. / Richland Northeast HS
9	Watson, DarQuez	Sr.	WR	6-2	210	St. Petersburg, Fla. / Lakewood HS
95	Wilhelm, Tanner	Fr.	DL	6-3	230	Fyffe, Ala. / Fyffe HS
98	Wilhelm, Tyler	Fr.	DL	6-3	245	Fyffe, Ala. / Fyffe HS
54	Wilkins, Timothy	Fr.	OL	6-2	270	Lawrenceville, Ga. / Central Gwinnett HS
75	Williams, Ethan	Fr.	OL	6-4	245	Easley, S.C. / Powdersville HS
35	Wilson, Glass	So.	RB	5-11	195	New Port Richey, Fla. / Ridgewood HS
2	Ya-Sin, Rock	Jr.	DB	6-1	190	Decatur, Ga. / Southwest Dekalb HS
90	Yeldell, Gyasi	R-Jr.	DL	6-2	250	Aiken, S.C. / Silver Bluff HS



#5 DaSHAWN DAVIS
JR • WR • 5-9 • 160



NOTES: Second-Team All-Big South a year ago ... Finished 4th in the Big South with a team-high 43 receptions and was 7th in the league in receiving yards last season ... Ended the year 5th in receptions and 8th in receiving yards in league play ... Totaled 12 receptions against Florida Tech, the most by a Big South player in 2016 ... Recorded a career-high 129 receiving yards against Florida Tech, one of 12 100-receiving games by Big South players in 2016 ... Also team leader in all-purpose yards a season ago.



#2 ROCK YA-SIN
JR • DB • 6-1 • 190



NOTES: PC's best cover corner ... Finished 6th in the Big South in passes defended and tied for third in pass breakups in 2016 ... Recorded three PBUs in the season opener against Central Michigan ... Recovered a fumble and returned it 61 yards for a TD against South Alabama for PC's only defensive score of the 2016 campaign ... Posted a career-high seven tackles in the USA game as well ... Started all 11 games at cornerback and finished with a team-high nine PBUs.

2016 INDIVIDUAL STATISTICAL LEADERS

RUSHING	GP	Att	Gain	Loss	Net	Avg	TD	Long	Avg/G
Darrell Bridges	11	204	774	53	721	3.5	2	48	65.5
BEN CHEEK	8	95	324	156	168	1.8	1	25	21.0
ZOLA DAVIS	11	26	118	1	117	4.5	0	21	10.6

PASSING	GP	Effic	Cmp-Att-Int	Pct	Yds	TD	Lng	Avg/G
BEN CHEEK	8	90.12	95-173-8	54.9	837	2	48	104.6
WILL BROCK	4	113.55	43-79-1	54.4	462	3	33	115.5
JOHN WALKER	3	100.94	30-50-2	60.0	252	1	44	84.0

RECEIVING	GP	No.	Yds	Avg	TD	Long	Avg/G
DaSHAWN DAVIS	11	42	455	10.8	1	48	41.4
DARQUEZ WATSON	11	24	251	10.5	2	24	22.8
Daryl Wilson	11	23	242	10.5	1	44	22.0
Darrell Bridges	11	22	76	3.5	0	15	6.9
CEDRIC FRAZIER	10	16	219	13.7	2	38	21.9
KYLE GODDARD	11	16	112	7.0	0	19	10.2

PUNT RETURNS	No.	Yds	Avg	TD	Long
DaSHAWN DAVIS	9	17	1.9	0	11

INTERCEPTIONS	No.	Yds	Avg	TD	Long
KENNETH COLEMAN	2	0	0.0	0	0
GRANT BEIDEL	2	4	2.0	0	4
JAYLEN LINDSAY	1	0	0.0	0	0
ROBERT BAKER	1	0	0.0	0	0
Kevin Green	1	0	0.0	0	0

KICKOFF RETURNS	No.	Yds	Avg	TD	Long
DaSHAWN DAVIS	21	465	22.1	0	67
SHADARIUS HARVEY	9	181	20.1	0	27
DARRELL BRIDGES	8	151	18.9	0	24

SCORING	TD	FGs	Kick	Rush	Rcv	Pass	DXP	Saf	Pts
BRETT NORTON	0	7-13	11-11	0-0	0	0-0	0	0	32
CEDRIC FRAZIER	2	0-0	0-0	0-0	0	0-0	0	0	12
Darrell Bridges	2	0-0	0-0	0-0	0	0-0	0	0	12
DARQUEZ WATSON	2	0-0	0-0	0-0	0	0-0	0	0	12

TOTAL OFFENSE	GP	Plays	Rush	Pass	Total	Avg/G
BEN CHEEK	8	268	168	837	1005	125.6
Darrell Bridges	11	204	721	0	721	65.5
WILL BROCK	4	90	31	462	493	123.2
JOHN WALKER	3	54	2	252	254	84.7
ZOLA DAVIS	11	26	117	0	117	10.6

PUNTING	No.	Yds	Avg	Long	TB	FC	I20	Bkd
BRETT NORTON	83	3354	40.4	64	1	31	23	0

ALL PURPOSE	GP	Rush	Rec	PR	KOR	IR	Tot	Avg/G
DaSHAWN DAVIS	11	38	455	17	465	0	975	88.6
Darrell Bridges	11	721	76	0	151	0	948	86.2
Daryl Wilson	11	21	242	0	0	0	263	23.9
DARQUEZ WATSON	11	7	251	0	0	0	258	23.5
CEDRIC FRAZIER	10	0	219	0	0	0	219	21.9

TACKLES	GP	SOLO	AST	TOT	TFL-YDS	SK-YDS
GRANT BEIDEL	11	34	41	75	4.0-23	2.5-22
NICK MOSS	11	31	42	73	2.5-6	.
Khari Rosier	11	31	32	63	8.0-35	3.0-25
Steve Osondu	11	28	19	47	3.0-10	.
Obinna Ntiasagwe	11	16	27	43	.	.
ROBERT BAKER	10	26	16	42	.	.
Kamren Mack	11	23	19	42	6.0-24	4.0-22
KENNETH COLEMAN	11	30	7	37	1.0-3	.
RYAN BURGESS	11	22	14	36	2.0-8	.
ROCK YA-SIN	11	26	5	31	2.0-7	.

2017 returnees in ALL CAPS

2016 TEAM STATISTICS

SCORING	PC	OPP
Points Per Game	8.9	30.9
Points Off Turnovers	37	71
FIRST DOWNS	149	208
Rushing	56	122
Passing	74	78
Penalty	19	8
RUSHING YARDAGE	1105	2674
Yards gained rushing	1378	2844
Yards lost rushing	273	170
Rushing Attempts	380	452
Average Per Rush	2.9	5.9
Average Per Game	100.5	243.1
TDs Rushing	4	28
PASSING YARDAGE	1551	2073
Comp-Att-Int	168-302-11	125-226-7
Average Per Pass	5.1	9.2
Average Per Catch	9.2	16.6
Average Per Game	141.0	188.5
TDs Passing	6	15
TOTAL OFFENSE	2656	4747
Total Plays	682	678
Average Per Play	3.9	7.0
Average Per Game	241.5	431.5
KICK RETURNS: #-Yards	44-859	15-309
PUNT RETURNS: #-Yards	12-17	20-87
INT RETURNS: #-Yards	7-4	11-208
KICK RETURN AVERAGE	19.5	20.6
PUNT RETURN AVERAGE	1.4	4.3
INT RETURN AVERAGE	0.6	18.9
FUMBLES-LOST	18-7	13-7
PENALTIES-Yards	66-551	70-653
Average Per Game	50.1	59.4
PUNTS-Yards	83-3354	55-2320
Average Per Punt	40.4	42.2
Net punt average	39.1	39.7
KICKOFFS-Yards	29-1797	63-3733
Average Per Kick	62.0	59.3
Net kick average	39.2	40.1
TIME OF POSSESSION/Game	30:43	29:17
3RD-DOWN Conversions	42/159	42/121
3rd-Down Pct	26%	35%
4TH-DOWN Conversions	9/18	6/11
4th-Down Pct	50%	55%
SACKS BY-Yards	13-86	23-125
MISC YARDS	3	2
TOUCHDOWNS SCORED	11	46
FIELD GOALS-ATTEMPTS	7-13	6-8
ON-SIDE KICKS	0-0	0-0
RED-ZONE SCORES	(14-25) 56%	(28-35) 80%
RED-ZONE TOUCHDOWNS	(7-25) 28%	(23-35) 66%
PAT-ATTEMPTS	(11-11) 100%	(38-42) 90%
ATTENDANCE	13194	56773
Games/Avg Per Game	4/3298	7/8110

SCORE BY QUARTERS	1st	2nd	3rd	4th	OT	Total
Presbyterian College	20	40	24	14	--	98
Opponents	81	95	80	84	--	340

2016 RESULTS (2-9, 1-4 Big South)		
Sept. 1	at Central Michigan	L, 3-49
Sept. 10	at #6/6 Chattanooga	L, 0-34
Sept. 17	at Campbell	W, 31-14
Sept. 24	FLORIDA TECH	L, 7-28
Oct. 8	at Gardner-Webb *	L, 3-24
Oct. 13	MONMOUTH *	W, 17-13
Oct. 22	at #9/9 Charleston Southern *	L, 3-38
Oct. 29	#18 COASTAL CAROLINA	L, 17-48
Nov. 5	LIBERTY *	L, 0-16
Nov. 12	at Kennesaw State *	L, 10-45
Nov. 19	at South Alabama	L, 7-31

* - Big South Conference game
HOME GAME IN ALL CAPS

2017 SCHEDULE

Aug. 31	METHODIST	7:00pm	series tied, 1-1
Sept. 9	GEORGETOWN	6:00pm	1st meeting
Sept. 16	at Presbyterian	7:00pm	PC leads series, 2-0
Sept. 23	at Stetson *	4:00pm	series tied, 2-2
Sept. 30	MOREHEAD STATE *	2:00pm	MSU leads series, 5-4
Oct. 7	VALPARAISO *	2:00pm	VAL leads series, 4-3
Oct. 14	at Dayton *	1:00pm	DAY leads series, 4-0
Oct. 21	at Butler *	1:00pm	BUT leads series, 4-5
Oct. 28	JACKSONVILLE *	2:00pm	JAX leads series, 8-0
Nov. 4	at Davidson *	1:00pm	CAM leads series, 5-4
Nov. 11	DRAKE *	1:00pm	DU leads series, 6-1

HOME GAME IN ALL CAPS

* - Pioneer Football League game


All Times EST and subject to change

FIGHTING CAMEL QUICK FACTS

Location:	Buies Creek, N.C.
Founded:	1887
Enrollment:	3,277
Nickname:	Fighting Camels
School Colors:	Orange and Black
Stadium:	Barker-Lane Stadium (5,500)
Surface:	Astroturf Gameday Grass
President:	Brad Creed (Baylor, 1979)
Athletics Director:	Bob Roller (Virginia Tech, 1983)
Senior Woman Administrator:	Wanda Watkins
Faculty Athletics Representative:	Sal Mercogliano
Athletic Dept. Phone:	910-893-1327
Ticket Office Phone:	910-893-1459
Website:	www.gocamels.com
Twitter Feed:	@GoCamelsFB

FIGHTING CAMEL FOOTBALL FACTS

Junior College Era:	1925-1950 * (did not field team from 1940-45)
Program Reinstated:	2008
Overall Record (Modern Era only):	32-68 (.320)
Overall Conference Record:	22-53 (.293)
Conference Championships:	none
FCS Playoff Appearances:	none
All-Time FCS Playoff Record:	n/a
Last Postseason Appearance:	n/a
2016 Overall Record:	5-5
2016 Conference Record (Finish):	3-4 (6th)
Final 2016 National Top 25 Rankings:	none
Football Office Phone:	910-893-1974
Best Time To Reach Coach Mike Minter:	Contact SID
Football SID Contact:	Jason Williams
SID Office Phone:	910-814-4367
SID Cell Phone:	910-228-6908
SID e-mail:	jwilliams@campbell.edu
Press Box Phone:	910-814-5457



2017 TEAM INFORMATION

Primary Offense: Spread Option

Primary Defense: 4-3

Lettermen Returning: 44

23	Offense
17	Defense
4	Specialty

Lettermen Lost: 27

11	Offense
15	Defense
1	Specialty



Starters Returning: 13

Offense (6)

QB	Elijah Burrese - 6-2, 230, R-Soph.
WR	Aaron Blockmon - 6-1, 205, R-Jr. 1st Team All-PFL
WR	Zach Roderick - 6-1, 180, Soph.
WR	Trey Sanders - 5-9, 205, R-Jr.
OL	Josh Hutto - 6-4, 305 - R-Sr.
OL	Brian Stryffeler - 6-4, 305 - R-Sr. HM All-PFL

Defense (5)

DE	Darren Flowers - 6-1, 225, R-Sr. HM All-PFL
DT	Isaiah King - 6-2, 290, R-Jr.
LB	Jack Ryan - 6-2, 210, R-Jr. HM All-PFL
LB	Scott Miller - 5-11, 195, R-Sr.
S	Carlos Merritt - 6-0, 185, R-Sr.

Specialty (2)

K	Mitchell Brown - 5-7, 170, Sr.
PR	Trey Sanders - 5-9, 205, R-Jr.

Starters Lost: 13

Offense (5)

RB	De'Shawn Jones
TE	Austin Fleming HM All-PFL
OL	Andrew Franklin
OL	Laurin O'Briant HM All-PFL
OL	Mason Sledge

Defense (6)

DE	Syd Holt 1st Team All-PFL
DT	Rogers Clark
LB	Daniel Bostick HM All-PFL
CB	Chris Beaty 2nd Team All-PFL
CB	Greg Cunningham HM All-PFL
S	DJ Jones

Specialty (2)

P	Jarrett Ozimek
KR	Caleb Barfield



HEAD COACH

MIKE MINTER

5th season at Campbell
18-27 (.400)

HOMETOWN:
Lawton, Okla.

ALMA MATER (YEAR):
Nebraska (1997)

PLAYING CAREER:

Safety with Carolina Panthers (1997-06)
Linebacker, Safety at Nebraska (1993-96)

COACHING CAREER:

CAMPBELL – Head Coach.....2013-present
LIBERTY – Special Teams Coordinator/Defensive Assistant.....2012
Johnson C. Smith – Assistant Head Coach/Special Teams.....2011
First Assembly Christian School – Head Coach.....2008-10

COACHING & CAREER HIGHLIGHTS:

- Named Campbell's second head coach on Nov. 28, 2012
- Has coached 18 All-Conference players during his time at Campbell
- Two former Camels have reached NFL during Minter's time on the sideline -- **GREG MILHOUSE JR** (Giants) and **DANNY DILLON** (Cardinals)
- Coached Campbell's first All-American in **KURT ODOM** in 2013
- Minter's 2016 squad notched the program's second season at .500 or better in its 9-year history
- Camels ranked fifth in the nation in total defense in 2015
- Developed 2015 PFL Freshman Defensive Player of the Year **JACK RYAN**
- Camels' 2014 squad posted second-most overall (5) and PFL wins (4) in program history
- CU set 21 offensive team records in Minter's first season (2013)
- Coached one season (2012) at Liberty under **TURNER GILL** and mentored three special teams All-Conference performers
- Johnson C. Smith ranked fifth in the nation in punt return yardage in 2011
- JCSU caused 24 turnovers and won Pioneer Bowl XIII with Minter on the coaching staff
- Guided First Assembly Christian School (Concord, N.C.) to 33 victories and two state titles in three seasons
- Played 10 NFL seasons with Carolina Panthers, helping squad to three playoff trips, the 2003 NFC Championship and berth in Super Bowl XXXVII
- Two-time National Champion at Nebraska (1994, 1995) and three-time All-Conference honoree
- Inducted into Nebraska Football Hall of Fame in 2006
- Is CEO of Minter Enterprises, a multi-faceted business that impacts real estate development, general contracting and construction, among other endeavors

ASSISTANT COACHES & SUPPORT STAFF

Damien Adams (Fayetteville State, 2003) – Defensive Line
Freddie Aughtry-Lindsay (N.C. State, 2006) – Def Run Game Coord./LBs
Ben Bolling (Campbell, 2015) – Defensive Quality Control/Safeties
Bryan Butterworth (Sacred Heart, 2005) – Def. Pass Game Coord./DBs
Craig Cox (Livingstone) – Asst. Head Coach/Defensive Coordinator
Jacob Dopsovic (East Stroudsburg, 2014) – Offensive Quality Control
Nick Grimes (Sam Houston State, 2009) – Tight Ends
David Marsh (Grand Canyon, 2010) – Offensive Coordinator
Donny McElveen (Clemson, 2013) – Quarterbacks
Adam Morris (Ithaca, 2007) – Wide Receivers/Recruiting Coordinator
Hunter Somerville (Campbell, 2015) – Offensive Quality Control/Video
D.J. Summers (Catawba, 1997) – Running Backs
Kevin Thompson (Savannah State, 1996) – Offensive Line
Jim Malone – Strength & Conditioning
Ben Bolling – Assistant Strength & Conditioning
Kady Knight – Director of Football Operations
Jackie Knight – Head Athletic Trainer

MIKE MINTER'S HEAD COACHING RECORD

Year	School	Overall	Conference
2013	Campbell	3-9	2-6
2014	Campbell	5-7	4-4
2015	Campbell	5-6	3-5
2016	Campbell	5-5	3-4
Career Total		18-27	12-19



2017 SCHEDULE

Aug. 31	TEXAS A&M-COMMERCE	6:00pm
Sept. 16	at Valdosta State *	6:00pm
Sept. 23	WEST ALABAMA *	6:00pm
Sept. 30	at West Georgia *	1:00pm
Oct. 7	FLORIDA TECH *	6:00pm
Oct. 14	at Shorter *	12:00pm
Oct. 21	at Central Washington	3:00pm
Oct. 28	DELTA STATE *	6:00pm
Nov. 4	at West Florida *	4:00pm
Nov. 11	MISSISSIPPI COLLEGE *	1:30pm

HOME GAME IN ALL CAPS

* - Gulf South Conference game

All Times CST and subject to change

LION QUICK FACTS

Location:	Florence, Ala.
Founded:	1830
Enrollment:	7,300
Nickname:	Lions
School Colors:	Purple and Gold
Stadium:	Braly Municipal Stadium (14,215)
Surface:	ProGrass Turf
President:	Dr. Ken Kitts (Appalachian State, 1985)
Athletics Director:	Mark Linder (Wayne State, 1991)
Senior Woman Administrator:	Debbie Williams
Faculty Athletics Representative:	Pat Roden
Athletic Dept. Phone:	256-765-4397
Ticket Office Phone:	256-765-LION
Website:	www.roarlions.com
Twitter Feed:	@UNAFootball

LION FOOTBALL FACTS

Years:	1912-28 * (did not field team from 1929-48)
Program Reinstated:	1949
Overall All-Time Record:	460-261-16 (.635)
National Championships:	3 (1993, 1994-95)
All-Time Playoff Appearances:	21
All-Time Playoff Record:	35-18 (.660)
Last Postseason Appearance:	2016 Division II National Championship vs. Northwest Missouri State (L, 3-29)
2016 Overall Record:	11-2
2016 Conference Record (Finish):	7-0 (1st)
Final 2016 National Top 25 Rankings:	No. 2
Football Office Phone:	256-765-4397
Best Time To Reach Coach Chris Willis:	Contact SID
Football SID Contact:	Jeff Hodges
SID Office Phone:	256-765-4595
SID Cell Phone:	256-762-0326
SID e-mail:	SportsInformation@una.edu
SID Fax:	256-765-4659
Press Box Phone:	256-760-6372



HEAD COACH

CHRIS WILLIS

1st season as Head Coach



HOMETOWN:

Aberdeen, Miss.

ALMA MATER (YEAR):

Delta State (1998)

PLAYING CAREER:

Quarterback at Delta State (1996-97)

Quarterback at Itawamba Community College (1994-95)

COACHING CAREER:

NORTH ALABAMA - Head Coach 2017-present

NORTH ALABAMA - Assistant Head Coach/Def. Coordinator 2012-16

NORTH ALABAMA - Secondary Coach 2004-11

NORTH ALABAMA - Running Backs Coach 2003

NORTH ALABAMA - Tight Ends Coach 2002

Delta State - Assistant Coach 2000-01

Delta State - Graduate Assistant Coach 1999

COACHING & CAREER HIGHLIGHTS:

- Named North Alabama's 10th head coach on Dec. 22, 2016
- Helped UNA to 12 playoff appearances and seven conference championships in his 15 seasons on the coaching staff
- North Alabama has gone 139-45 with Willis on the sidelines
- Part of defensive coaching unit that helped Lions become first Gulf South Conference school to ever win four consecutive league titles
- In 2016 the Lions went 11-2, won an unprecedented fourth straight Gulf South Conference championship and advanced to the NCAA Division II National Championship Game
- His 2016 defense ranked No. 1 in NCAA Division II in passing efficiency defense and was third in scoring defense
- The 2013 UNA defense produced three All-Americans, as well as the Division II National Defensive Player of the Year and the Super Region 2 Defensive Player of the Year
- In 2012 the UNA defense produced two All-Americans, recorded two shutouts and held four teams to two touchdowns or less
- North Alabama's 2008 squad was 12-2, reached the Division II Semifinals and led the nation with 32 interceptions
- Served as UNA's Recruiting Coordinator from 2002-05
- Helped Delta State win the NCAA Division II National Championship in his first year as an assistant in 2000
- Also played baseball while at Itawamba CC, and helped school to its first state championship in 1993



***Every Down.
Every Day.™***



NCAA.com/FCS

Big Sky Conference • Big South Conference
Colonial Athletic Association • Ivy League
Mid-Eastern Athletic Conference • Missouri Valley Football Conference
Northeast Conference • Ohio Valley Conference • Patriot League
Pioneer Football League • Southern Conference • Southland Conference
Southwestern Athletic Conference

Team	BIG SOUTH					OVERALL					Home	Road	Streak
	W	L	PCT	PF	PA	W	L	PCT	PF	PA			
xy-Charleston Southern	4	1	.800	159	60	7	4	.636	363	251	4-1	3-3	L1
x-Liberty	4	1	.800	153	117	6	5	.545	302	286	4-2	2-3	L2
Kennesaw State	3	2	.600	169	130	8	3	.727	428	239	4-2	4-1	L1
Gardner-Webb	3	2	.600	134	116	5	6	.455	276	251	3-3	2-3	W2
Presbyterian College	1	4	.200	33	136	2	9	.182	98	340	1-3	1-6	L5
Monmouth	0	5	.000	98	187	4	7	.364	280	361	1-2	3-5	L5

x - Big South regular-season co-champion
y - Big South FCS Playoff automatic qualifier



Charleston Southern - 2016 Big South Co-Champs



Offensive Player of the Year
Tyrell Maxwell, QB
Gardner-Webb



Defensive Player of the Year
Anthony Ellis, DL
Charleston Southern



Coach of the Year
Jamey Chadwell
Charleston Southern



**Special Teams
Player of the Year**
Darius Hammond
Charleston Southern



Freshman of the Year
Jaylan Foster, DB
Gardner-Webb



Scholar-Athlete of the Year
Lucas Holder, OL
Liberty

CHARLESTON SOUTHERN (7-4, 4-1 Big South)

A27	at #1/1 North Dakota State	(OT) L, 17-24
S3	KENTUCKY STATE	W, 57-7
S10	at Florida State (#3/3)	L, 8-52
S24	at Monmouth *	W, 35-7
O1	at #14 Coastal Carolina	(2OT) W, 59-58
O22	PRESBYTERIAN *	W, 38-3
O29	BUCKNELL	W, 49-28
N5	GARDNER-WEBB *	L, 10-17
N12	at #24/25 Liberty *	W, 48-26
N19	#22 KENNESAW STATE *	W, 28-7
N26	at #19/19 Wofford \$	L, 14-15

GARDNER-WEBB (5-6, 3-2 Big South)

S3	at Elon	W, 31-6
S10	at Western Carolina	L, 14-44
S17	#15/15 THE CITADEL	L, 24-31
S24	at Ohio	L, 21-37
O1	BENEDICT	W, 45-0
O8	PRESBYTERIAN *	W, 24-3
O15	#16 COASTAL CAROLINA	L, 7-17
O22	KENNESAW STATE *	L, 39-47
O29	at Liberty *	(OT) L, 20-23
N5	at #8/9 Charleston Southern *	W, 17-10
N19	MONMOUTH *	(OT) W, 34-33

KENNESAW STATE (8-3, 3-2 Big South)

S3	EAST TENNESSEE STATE	(2OT) L, 17-20
S10	POINT	W, 49-3
S24	at Duquesne	W, 36-28
O1	at Furman	W, 52-42
O8	MISSOURI S&T	W, 49-16
O15	LIBERTY *	L, 21-36
O22	at Gardner-Webb *	W, 47-39
O29	at Monmouth *	W, 49-17
N5	CLARK ATLANTA	W, 56-0
N12	PRESBYTERIAN *	W, 45-10
N19	at #13/14 Charleston Southern *	L, 7-28

LIBERTY (6-5, 4-1 Big South)

S3	at Virginia Tech	L, 13-36
S10	JACKSONVILLE	W, 55-7
S17	at SMU	L, 14-29
S24	#3/4 JACKSONVILLE STATE	L, 19-48
O1	ROBERT MORRIS	W, 41-7
O15	at Kennesaw State *	W, 36-21
O22	MONMOUTH *	W, 52-28
O29	GARDNER-WEBB *	(OT) W, 23-20
N5	at Presbyterian *	W, 16-0
N12	#14/14 CHARLESTON SOUTHERN * L,	26-48
N17	at #16 Coastal Carolina	L, 7-42

MONMOUTH (4-7, 0-5 Big South)

S3	at Lehigh	W, 23-21
S10	at Delaware State	W, 34-20
S17	at Kent State	L, 7-27
S24	#11/12 CHARLESTON SOUTHERN * L,	7-35
O1	FORDHAM	(OT) W, 42-41
O8	at Howard	W, 59-27
O13	at Presbyterian *	L, 13-17
O22	at Liberty *	L, 28-52
O29	KENNESAW STATE *	L, 17-49
N5	at #18 Coastal Carolina	L, 17-38
N19	at Gardner-Webb *	(OT) L, 33-34

PRESBYTERIAN (2-9, 1-4 Big South)

S1	at Central Michigan	L, 3-49
S10	at #6/6 Chattanooga	L, 0-34
S17	at Campbell	W, 31-14
S24	FLORIDA TECH	L, 7-28
O8	at Gardner-Webb *	L, 3-24
O13	MONMOUTH *	W, 17-13
O22	at #9/9 Charleston Southern *	L, 3-38
O29	#18 Coastal Carolina	L, 17-48
N5	LIBERTY *	L, 0-16
N12	at Kennesaw State *	L, 10-45
N19	at South Alabama	L, 7-31



PLAYERS OF THE WEEK

Sept. 5	OFF: Tyrell Maxwell, Gardner-Webb DEF: Tonarius Portress, Kennesaw State ST: Kelan Fraise, Charleston Southern FR: Kameron Brown, Charleston Southern
Sept. 12	OFF: Todd Macon, Liberty DEF: Solomon McGinty, Liberty ST: Mike Basile, Monmouth FR: Kenji Bahar, Monmouth
Sept. 19	OFF: Darrell Bridges, Presbyterian DEF: Mike Basile, Monmouth ST: Trey Turner, Liberty FR: Stephen Calvert, Liberty
Sept. 26	OFF: Mike Holloway, Charleston Southern Justin Sumpter, Kennesaw State DEF: Dante Blackmon, Kennesaw State ST: Christian Kinsley, Kennesaw State FR: Daniel David, Kennesaw State
Oct. 3	OFF: Reggie White Jr., Monmouth DEF: Juwan Wells, Liberty ST: Matt White, Monmouth FR: Shane Bucenell, Charleston Southern
Oct. 10	OFF: Tyrell Maxwell, Gardner-Webb DEF: Chad Geter, Gardner-Webb ST: Matt Mosquera, Monmouth FR: Jaylan Foster, Gardner-Webb
Oct. 17	OFF: Stephen Calvert, Liberty DEF: Khari Rosier, Presbyterian ST: Alex Probert, Liberty FR: Jaylan Foster, Gardner-Webb
Oct. 24	OFF: Todd Macon, Liberty DEF: Charleston Southern Defense ST: Truett Burns, Charleston Southern FR: Stephen Calvert, Liberty
Oct. 31	OFF: Chaston Bennett, Kennesaw State DEF: Desmond Johnson, Kennesaw State ST: Trey Turner, Liberty FR: Alex Probert, Liberty
Nov. 7	OFF: Tyrell Maxwell, Gardner-Webb DEF: Nick Newman, Liberty ST: Trey Turner, Liberty FR: Davis Neilands, Gardner-Webb
Nov. 14	OFF: Chandler Burks, Kennesaw State DEF: Anthony Ellis, Charleston Southern ST: Darius Hammond, Charleston So. FR: Shane Bucenell, Charleston Southern
Nov. 21	OFF: Darius Hammond, Charleston So. DEF: Troy McGowens, Charleston So. ST: Paul Schumacher, Gardner-Webb FR: Kenji Bahar, Monmouth

ALL-CONFERENCE FIRST-TEAM OFFENSE

QB	Tyrell Maxwell, Jr., Gardner-Webb
RB	Mike Holloway, Sr., Charleston Southern
RB	Chaston Bennett, Sr., Kennesaw State
WR	Reggie White Jr., R-Soph., Monmouth
WR	Justin Sumpter, R-Soph., Kennesaw State
WR	Dante' Shells, Sr., Liberty
TE	Mike Estes, R-Sr., Gardner-Webb
OL	Erik Austell, R-Sr., Charleston Southern
OL	Malik Letatau, Sr., Kennesaw State
OL	Frank Cirone, Jr., Charleston Southern
OL	David Sutton, R-Sr., Gardner-Webb
OL	Alex Thompson, Jr., Monmouth

DEFENSE

DL	Anthony Ellis, Jr., Charleston Southern
DL	Juwan Wells, Soph., Liberty
DL	Tonarius Portress, Jr., Kennesaw State
DL	Desmond Johnson, R-Fr., Kennesaw State
LB	Chad Geter, R-Sr., Gardner-Webb
LB	Solomon Brown, R-Soph., Charleston So.
LB	Aaron Cook, Sr., Gardner-Webb
LB	Nick Newman, Sr., Liberty
DB	Mike Basile, Jr., Monmouth
DB	Troy McGowens, Sr., Charleston Southern
DB	Dante Blackmon, R-Sr., Kennesaw State
DB	Jaylan Foster, Fr., Gardner-Webb

SPECIAL TEAMS

PK	Alex Probert, Fr., Liberty
P	Trey Turner, R-Jr., Liberty
LS	Hunter Winstead, R-Jr., Liberty
KR	Darius Hammond, Sr., Charleston Southern
PR	Darius Hammond, Sr., Charleston Southern

ALL-CONFERENCE SECOND-TEAM OFFENSE

QB	Chandler Burks, R-Soph., Kennesaw State
RB	Khalil Lewis, R-Soph., Gardner-Webb
RB	Darius Hammond, Sr., Charleston Southern
WR	Kameron Brown, R-Fr., Charleston Southern
WR	Darren Ambush, Sr., Monmouth
WR	DaShawn Davis, Soph., Presbyterian
TE	Kendall Couamin, Sr., Liberty
OL	Caleb Smith, R-Sr., Gardner-Webb
OL	Lucas Holder, R-Jr., Liberty
OL	Zach Mitchler, R-Soph., Kennesaw State
OL	Will Millikan, Soph., Gardner-Webb
OL	Dontae Duff, R-Fr., Liberty

DEFENSE

DL	Darnell Leslie, R-Sr., Monmouth
DL	Khari Rosier, Sr., Presbyterian
DL	P.J. Fuimaono, Jr., Gardner-Webb
DL	Obinna Ntiasagwe, R-Jr., Presbyterian
LB	Zane Cruz, Jr., Charleston Southern
LB	Anthony Gore Jr., R-Soph., Kennesaw State
LB	Izzy Sam, R-Jr., Kennesaw State
LB	Dexter Robbins, Sr., Liberty
DB	Corbin Jackson, Sr., Charleston Southern
DB	Chris Turner, R-Soph., Liberty
DB	Derrick Farrow, Sr., Kennesaw State
DB	Alpha Jalloh, Sr., Liberty

SPECIAL TEAMS

PK	Paul Schumacher, Jr., Gardner-Webb
P	Brett Norton, Soph., Presbyterian
LS	Joseph Smith, R-Sr., Charleston Southern
KR	Frankie Hickson, R-Fr., Liberty

BIG SOUTH CONFERENCE IN NATIONAL TOP 25 POLLS

Week of	CSU	GWU	KSU	LU	MU	PC
Preseason	7/6/7	--/--/--	RV/--/RV	RV/RV/RV	--/RV/--	--/--/--
Sept. 5	7/7/8	--/--/--	--/--/--	RV/RV/RV	RV/RV/--	--/--/--
Sept. 12	12/12/11	--/--/--	--/--/--	RV/RV/RV	RV/RV/RV	--/--/--
Sept. 19	12/11/9	--/--/--	--/--/--	RV/RV/--	--/RV/--	--/--/--
Sept. 26	10/8/9	--/--/--	RV/--/--	--/--/--	--/--/--	--/--/--
Oct. 3	8/8/8	--/--/--	RV/--/--	--/RV/--	RV/RV/--	--/--/--
Oct. 10	9/8/8	--/--/--	RV/RV/--	--/RV/--	RV/RV/--	--/--/--
Oct. 17	9/9/10	--/--/--	--/--/--	--/RV/--	RV/--/--	--/--/--
Oct. 24	9/9/9	--/--/--	RV/--/--	RV/RV/RV	--/--/--	--/--/--
Oct. 31	8/9/9	--/--/--	RV/RV/RV	RV/RV/RV	--/--/--	--/--/--
Nov. 7	14/14/14	--/RV/--	RV/RV/--	25/24/25	--/--/--	--/--/--
Nov. 14	14/13/14	--/RV/--	RV/22/RV	RV/RV/RV	--/--/--	--/--/--
Nov. 21	10/10/--	--/--/--	RV/RV/--	RV/--/--	--/--/--	--/--/--
Final	15/14/--	--/--/--	RV/RV/--	--/--/--	--/--/--	--/--/--

The STATS FCS poll is listed first, followed by the FCS Coaches Poll and the Hero Sports poll

RV - Received Votes na - not available

DARREN AMBUSH, MONMOUTH

- FCS ADA Academic All-Star Team
- NFF Hampshire Honor Society

ERIK AUSTELL, CHARLESTON SOUTHERN

- Signed as free agent by Denver Broncos
- AFCA All-American (1st Team)
- Hero Sports All-America (1st Team)
- Associated Press All-America (2nd Team)
- STATS All-America (2nd Team)
- East-West Shrine Game participant
- NFL Combine participant

KENJI BAHAR, MONMOUTH

- STATS National Player of the Week Honorable Mention – Week 12

MIKE BASILE, MONMOUTH

- Buck Buchanan Award Finalist (24th)
- AFCA All-American (2nd Team)
- Associated Press All-America (2nd Team)
- STATS All-America (2nd Team)
- Hero Sports All-America (3rd Team)
- STATS National Player of the Week Honorable Mention – Weeks 2, 10

DANTE BLACKMON, KENNESAW STATE

- Signed as free agent by Indianapolis Colts
- STATS National Player of the Week Honorable Mention – Week 4
- Dream Bowl V participant

BRIAN BOHANNON, KENNESAW STATE

- Eddie Robinson Award Finalist (8th)

KAMERON BROWN, CHARLESTON SOUTHERN

- Hero Sports Freshman All-America (Honorable Mention)

SOLOMON BROWN, CHARLESTON SOUTHERN

- STATS All-America (3rd Team)
- Hero Sports Sophomore All-America (1st Team)

SHANE BUCENELL, CHARLESTON SOUTHERN

- STATS National Player of the Week Honorable Mention – Week 9

CHANDLER BURKS, KENNESAW STATE

- CFPA National Performer of the Year Watch List
- STATS National Player of the Week Honorable Mention – Week 11

DIA'VANTE BROWN, LIBERTY

- STATS National Player of the Week Honorable Mention – Week 7

STEPHEN CALVERT, LIBERTY

- Jerry Rice Award Finalist (10th)
- Hero Sports Freshman All-America (Honorable Mention)
- STATS National Freshman of the Week – Oct. 24
- STATS National Player of the Week Honorable Mention – Week 5

AARON COOK, GARDNER-WEBB

- Dream Bowl V participant
- FCS Bowl participant

DANIEL DAVID, KENNESAW STATE

- STATS National Player of the Week Honorable Mention – Week 4

DONTAE DUFF, LIBERTY

- Hero Sports Freshman All-America (1st Team)
- VaSID University Division All-State (2nd Team)

ANTHONY ELLIS, CHARLESTON SOUTHERN

- Buck Buchanan Award Finalist (21st)
- Hero Sports All-America (1st Team)
- Associated Press All-America (2nd Team)
- STATS All-America (2nd Team)
- STATS National Player of the Week Honorable Mention – Week 11

MIKE ESTES, GARDNER-WEBB

- Los Angeles Chargers rookie mini-camp invitee
- College Gridiron Showcase Game participant

MIKE FARROW, KENNESAW STATE

- FCS Bowl participant

JAYLAN FOSTER, GARDNER-WEBB

- Jerry Rice Award Finalist (14th)
- Hero Sports Freshman All-America (1st Team)
- STATS National Player of the Week Honorable Mention – Week 6

CHAD GETER, GARDNER-WEBB

- San Francisco 49ers rookie mini-camp invitee
- Buck Buchanan Award Finalist (22nd)
- AFCA All-American (2nd Team)
- Hero Sports All-America (2nd Team)
- STATS All-America (2nd Team)
- Associated Press All-America (3rd Team)
- College Gridiron Showcase Game participant
- Senior Bowl Watch List
- South Carolina Football Hall of Fame Collegiate Player of the Year Finalist

DARIUS HAMMOND, CHARLESTON SOUTHERN

- Walter Camp All-America (1st Team)
- FCS ADA All-America (1st Team)
- Hero Sports All-America (1st Team)
- STATS All-America (1st Team)
- Walter Payton Award Watch List
- CFPA National Performer of the Year Watch List

DARIUS HAMMOND, CHARLESTON SOUTHERN (cont.)

- STATS National Player of the Week Honorable Mention – Week 12

GABE HEMIGHAUS, MONMOUTH

- NFF Hampshire Honor Society

FRANKIE HICKSON, LIBERTY

- STATS National Player of the Week Honorable Mention – Week 2
- VaSID University Division All-State (2nd Team)

LUCAS HOLDER, LIBERTY

- CoSIDA Academic All-District (1st Team)
- FCS ADA Academic All-Star Team
- VaSID University Division Academic All-State

MIKE HOLLOWAY, CHARLESTON SOUTHERN

- Hero Sports All-America (3rd Team)
- CFPA National Performer of the Year Watch List
- South Carolina Football Hall of Fame Collegiate Player of the Year Finalist
- STATS National Player of the Week Honorable Mention – Week 4

DESMOND JOHNSON, KENNESAW STATE

- Hero Sports Freshman All-America (1st Team)
- STATS National Freshman of the Week – Oct. 31

DARNELL LESLIE, MONMOUTH

- Signed as free agent by Dallas Cowboys

KHALIL LEWIS, GARDNER-WEBB

- Hero Sports Sophomore All-America (1st Team)
- South Carolina Football Hall of Fame Collegiate Player of the Year Finalist

KAMREN MACK, PRESBYTERIAN COLLEGE

- South Carolina Football Hall of Fame Collegiate Player of the Year Finalist

TODD MACON, LIBERTY

- STATS National Player of the Week Honorable Mention – Week 8
- CFPA National Performer of the Week Honorable Mention – Week 8

TYRELL MAXWELL, GARDNER-WEBB

- Walter Payton Award Finalist (24th)
- Hero Sports All-America (3rd Team)
- STATS National Player of the Week Honorable Mention – Weeks 1, 6, 10

TROY MCGOWENS, CHARLESTON SOUTHERN

- Hero Sports All-America (3rd Team)

WILL MILLIKAN, GARDNER-WEBB

- Hero Sports Sophomore All-America (1st Team)

PAYTON MINNICH, MONMOUTH

- NFF Hampshire Honor Society

NICK MOSS, PRESBYTERIAN

- Hero Sports Freshman All-America (Honorable Mention)

JAMES NEEDHAM, GARDNER-WEBB

- Dream Bowl V participant

DAVIS NEILANDS, GARDNER-WEBB

- STATS National Player of the Week Honorable Mention – Week 10

JEFFREY PEGUES, GARDNER-WEBB

- STATS National Player of the Week Honorable Mention – Week 9

TONARIUS PORTRESS, KENNESAW STATE

- STATS National Player of the Week Honorable Mention – Week 1

ALEX PROBERT, LIBERTY

- Jerry Rice Award Finalist (18th)
- Hero Sports Freshman All-America (Honorable Mention)
- STATS National Player of the Week Honorable Mention – Week 7

DEXTER ROBBINS, LIBERTY

- Allstate AFCA Good Works Team Nominee
- BEN ROBINSON, CHARLESTON SOUTHERN
- National Football Foundation Campbell Trophy Semifinalist
- NFF Hampshire Honor Society

CALEB SMITH, GARDNER-WEBB

- Dream Bowl V participant

DIMITRIUS SMITH, MONMOUTH

- Los Angeles Rams rookie mini-camp invitee

JUSTIN SUMPTER, KENNESAW STATE

- Hero Sports Sophomore All-America (Honorable Mention)

JUWAN WELLS, LIBERTY

- Hero Sports Sophomore All-America (1st Team)
- VaSID University Division All-State (1st Team)
- STATS National Player of the Week Honorable Mention – Week 5

MATT WHITE, MONMOUTH

- STATS National Player of the Week Honorable Mention – Week 5

REGGIE WHITE JR., MONMOUTH

- Hero Sports Sophomore All-America (Honorable Mention)

DARYL WILSON, PRESBYTERIAN

- Dream Bowl V participant

HUNTER WINSTEAD, LIBERTY

- STATS All-America (3rd Team)
- FCS ADA Academic All-Star Team

2016 YEAR-IN-REVIEW: FINAL STATS (TEAM)



SCORING OFFENSE	GP	TD	XP	2XP	DXP	FG	SAF	PTS	AVG
Kennesaw State	11	60	54	1	0	4	0	428	38.9
Charleston Southern	11	49	45	2	0	6	1	363	33.0
Liberty	11	37	33	0	0	15	1	302	27.5
Monmouth	11	37	32	1	0	8	0	280	25.5
Gardner-Webb	11	35	34	1	0	10	0	276	25.1
Presbyterian	11	11	11	0	0	7	0	98	8.9

TOTAL OFFENSE	GP	RUSH	PASS	PLYS	YARDS	AVG/P	TD	YDS/G
Kennesaw State	11	3527	1748	782	5275	6.7	58	479.5
Charleston Southern	11	2932	1572	677	4504	6.7	48	409.5
Gardner-Webb	11	2519	1679	726	4198	5.8	33	381.6
Monmouth	11	1776	2303	753	4079	5.4	37	370.8
Liberty	11	1576	2258	772	3834	5.0	34	348.5
Presbyterian	11	1105	1551	682	2656	3.9	10	241.5

SCORING DEFENSE	GP	TD	XP	2XP	DXP	FG	SAF	PTS	AVG
Kennesaw State	11	29	25	2	0	12	0	239	21.7
Charleston Southern	11	32	27	1	0	7	1	244	22.2
Gardner-Webb	11	32	25	1	0	10	1	251	22.8
Liberty	11	37	35	0	0	9	1	286	26.0
Presbyterian	11	46	38	4	0	6	0	340	30.9
Monmouth	11	49	46	0	0	7	0	361	32.8

TOTAL DEFENSE	GP	RUSH	PASS	PLYS	YARDS	AVG/P	TD	YDS/G
Charleston Southern	11	1488	1747	713	3235	4.5	30	294.1
Kennesaw State	11	1433	2107	663	3540	5.3	26	321.8
Gardner-Webb	11	2148	2052	761	4200	5.5	31	381.8
Liberty	11	2414	1908	744	4322	5.8	33	392.9
Monmouth	11	2806	1738	730	4544	6.2	46	413.1
Presbyterian	11	2674	2073	678	4747	7.0	43	431.5

RUSHING OFFENSE	GP	ATT	YDS	AVG	TD	YDS/G
Kennesaw State	11	597	3527	5.9	41	320.6
Charleston Southern	11	487	2932	6.0	30	266.5
Gardner-Webb	11	485	2519	5.2	24	229.0
Monmouth	11	404	1776	4.4	26	161.5
Liberty	11	439	1576	3.6	16	143.3
Presbyterian	11	380	1105	2.9	4	100.5

PASS EFFICIENCY	GP	ATT	CMP	PCT	INT	YDS	TD	EFFIC
Kennesaw State	11	185	99	53.5	6	1748	17	156.7
Charleston Southern	11	190	96	50.5	11	1572	18	139.7
Gardner-Webb	11	241	134	55.6	4	1679	9	123.1
Liberty	11	333	184	55.3	16	2258	18	120.4
Monmouth	11	349	206	59.0	9	2303	11	119.7
Presbyterian	11	302	168	55.6	11	1551	6	98.0

RUSHING DEFENSE	GP	ATT	YDS	AVG	TD	YDS/G
Kennesaw State	11	389	1433	3.7	12	130.3
Charleston Southern	11	413	1488	3.6	15	135.3
Gardner-Webb	11	470	2148	4.6	17	195.3
Liberty	11	464	2414	5.2	21	219.5
Presbyterian	11	452	2674	5.9	28	243.1
Monmouth	11	487	2806	5.8	31	255.1

PASS EFFIC. DEFENSE	GP	ATT	CMP	PCT	INT	YDS	TD	EFFIC
Charleston Southern	11	300	169	11	56.3	1747	15	114.4
Liberty	11	280	152	14	54.3	1908	12	115.7
Gardner-Webb	11	291	187	11	64.3	2052	14	131.8
Kennesaw State	11	274	164	10	59.9	2107	14	134.0
Monmouth	11	243	147	6	60.5	1738	15	136.0
Presbyterian	11	226	125	7	55.3	2073	15	148.1

PASSING OFFENSE	GP	ATT	CMP	INT	PCT	YDS	AVG	TD	YDS/G
Monmouth	11	349	206	9	59.0	2303	6.6	11	209.4
Liberty	11	333	184	16	55.3	2258	6.8	18	205.3
Kennesaw State	11	185	99	6	53.5	1748	9.4	17	158.9
Gardner-Webb	11	241	134	4	55.6	1679	7.0	9	152.6
Charleston Southern	11	190	96	11	50.5	1572	8.3	18	142.9
Presbyterian	11	302	168	11	55.6	1551	5.1	6	141.0

PASS DEFENSE	GP	ATT	CMP	INT	PCT	YDS	AVG	TD	YDS/G
Monmouth	11	243	147	6	60.5	1738	7.2	15	158.0
Charleston Southern	11	300	169	11	56.3	1747	5.8	15	158.8
Liberty	11	280	152	14	54.3	1908	6.8	12	173.5
Gardner-Webb	11	291	187	11	64.3	2052	7.1	14	186.5
Presbyterian	11	226	125	7	55.3	2073	9.2	15	188.5
Kennesaw State	11	274	164	10	59.9	2107	7.7	14	191.5

FIELD GOALS	GP	MADE	ATT	PCT
Gardner-Webb	11	10	11	.909
Liberty	11	15	19	.789
Monmouth	11	8	11	.727
Charleston Southern	11	6	10	.600
Presbyterian	11	7	13	.538
Kennesaw State	11	4	8	.500

NET YARDS PER PUNT	GP	NO	YDS	AVG/P	PR	AVG	TBK	NET/P
Kennesaw State	11	32	1306	40.8	18	0.6	0	40.2
Presbyterian	11	83	3354	40.4	87	1.0	1	39.1
Liberty	11	64	2606	40.7	172	2.7	4	36.8
Gardner-Webb	11	60	2464	41.1	270	4.5	6	34.6
Monmouth	11	47	1775	37.8	133	2.8	1	34.5
Charleston Southern	11	50	1840	36.8	143	2.9	1	33.5

PAT KICKING	GP	MADE	ATT	PCT
Gardner-Webb	11	34	34	1.000
Presbyterian	11	11	11	1.000
Charleston Southern	11	45	47	.957
Kennesaw State	11	54	57	.947
Liberty	11	33	35	.943
Monmouth	11	32	35	.914

PUNT RETURN AVG	GP	RET	YDS	TD	AVG
Charleston Southern	11	25	345	1	13.8
Liberty	11	17	117	0	6.9
Monmouth	11	17	117	0	6.9
Kennesaw State	11	22	146	0	6.6
Gardner-Webb	11	11	49	0	4.5
Presbyterian	11	12	17	0	1.4

KICKOFF RETURN AVG	GP	RET	YDS	TD	AVG
Charleston Southern	11	28	712	0	25.4
Liberty	11	33	760	1	23.0
Monmouth	11	49	1043	0	21.3
Presbyterian	11	44	859	0	19.5
Kennesaw State	11	25	480	0	19.2
Gardner-Webb	11	37	691	0	18.7

INTERCEPTIONS	GP	NO	YDS	TD	AVG
Liberty	11	14	160	1	11.4
Gardner-Webb	11	11	120	1	10.9
Charleston Southern	11	11	94	0	8.5
Kennesaw State	11	10	133	1	13.3
Presbyterian	11	7	4	0	0.6
Monmouth	11	6	63	0	10.5

FUMBLES RECOVERED	GP	RCV	RET	YDS	TD	AVG
Liberty	11	12	3	83	1	27.7
Monmouth	11	11	1	7	0	7.0
Presbyterian	11	7	2	71	1	35.5
Kennesaw State	11	6	2	49	1	24.5
Charleston Southern	11	6	0	0	0	0.0
Gardner-Webb	11	5	4	123	1	30.8

TURNOVER MARGIN	Gained				Lost			
	GP	FUM	INT	TOT	FUM	INT	TOT	MAR PER/G
Gardner-Webb	11	5	11	16	6	4	10	+6 0.55
Liberty	11	12	14	26	6	16	22	+4 0.36
Kennesaw State	11	6	10	16	8	6	14	+2 0.18
Monmouth	11	11	6	17	8	9	17	+0 0.00
Charleston Southern	11	6	11	17	9	11	20	-3 -0.27
Presbyterian	11	7	7	14	7	11	18	-4 -0.36

FIRST DOWNS	GP	RUSH	PASS	PEN	TOTAL
Kennesaw State	11	166	63	19	248
Monmouth	11	91	104	17	212
Charleston Southern	11	134	63	7	204
Gardner-Webb	11	130	64	8	202
Liberty	11	80	94	19	193
Presbyterian	11	56	74	19	149

3RD-DN CONVERSIONS	GP	CONV	ATT	PCT
Kennesaw State	11	72	146	49.3
Gardner-Webb	11	63	155	40.6
Charleston Southern	11	52	132	39.4
Liberty	11	61	173	35.3
Monmouth	11	50	149	33.6
Presbyterian	11	42	159	26.4

4TH-DN CONVERSIONS	GP	CONV	ATT	PCT
Kennesaw State	11	21	30	70.0
Charleston Southern	11	9	13	69.2
Liberty	11	12	19	63.2
Gardner-Webb	11	7	12	58.3
Monmouth	11	19	35	54.3
Presbyterian	11	9	18	50.0

OPP 3RD-DN CONV.	GP	CONV	ATT	PCT
Kennesaw State	11	43	135	31.9
Presbyterian	11	42	121	34.7
Liberty	11	58	160	36.2
Charleston Southern	11	61	157	38.9
Gardner-Webb	11	65	159	40.9
Monmouth	11	73	151	48.3

OPP 4TH-DN CONV.	GP	CONV	ATT	PCT
Kennesaw State	11	5	16	31.2
Liberty	11	6	14	42.9
Charleston Southern	11	8	16	50.0
Presbyterian	11	6	11	54.5
Monmouth	11	12	21	57.1
Gardner-Webb	11	15	20	75.0

SACKS BY	GP	SKS	YDS
Charleston Southern	11	29	199
Monmouth	11	22	111
Gardner-Webb	11	21	114
Kennesaw State	11	21	130
Liberty	11	14	67
Presbyterian	11	13	86

SACKS ALLOWED	GP	SKS	YDS
Kennesaw State	11	7	44
Monmouth	11	18	128
Gardner-Webb	11	19	132
Charleston Southern	11	21	120
Presbyterian	11	23	125
Liberty	11	30	208

TIME OF POSSESSION	GP	TOTAL	AVG/G
Kennesaw State	11	347:34	31:35
Charleston Southern	11	342:25	31:07
Presbyterian	11	337:48	30:42
Monmouth	11	337:26	30:40
Gardner-Webb	11	328:13	29:50
Liberty	11	324:43	29:31

RED ZONE OFFENSE	GP	RedZone	PCT	TDs	R/P	FG-AT	Fum/Int/Downs/Other
Gardner-Webb	11	31-35	88.6	22	18/4	9-10	2/1/0/0
Liberty	11	31-37	83.8	23	14/9	8-11	0/1/2/0
Charleston Southern	11	32-40	80.0	27	20/7	5-7	3/1/2/0
Monmouth	11	32-42	76.2	26	21/5	6-9	0/1/6/0
Kennesaw State	11	41-55	74.5	38	32/6	3-6	2/1/5/3
Presbyterian	11	14-25	56.0	7	4/3	7-12	3/0/3/0

RED ZONE DEFENSE	GP	RedZone	PCT	TDs	R/P	FG-AT	Fum/Int/Downs/Other
Liberty	11	28-38	73.7	19	13/6	9-13	1/3/2/0
Gardner-Webb	11	32-42	76.2	24	14/10	8-11	2/5/0/0
Charleston Southern	11	17-22	77.3	14	7/7	3-4	0/1/3/0
Presbyterian	11	28-35	80.0	23	21/2	5-7	1/0/3/1
Monmouth	11	37-46	80.4	31	24/7	6-9	3/0/2/1
Kennesaw State	11	22-25	88.0	13	8/5	9-10	1/0/1/0

FINAL 2016 NCAA TEAM STATISTICAL LEADERS (TOP 40)

YARDS PER COMPLETION

1. Kennesaw State	17.86
3. Charleston Southern	16.38

BLOCKED KICKS

1. Monmouth	8
32. Kennesaw State	3

KICKOFF RETURNS

2. Charleston Southern	25.43
15. Liberty	23.03
35. Monmouth	21.29

PASSING DEFENSE

2. Monmouth	158.0
3. Charleston Southern	158.8
13. Liberty	173.5
24. Gardner-Webb	186.5
27. Presbyterian	188.5
32. Kennesaw State	191.5

RUSHING OFFENSE

3. Kennesaw State	320.6
6. Charleston Southern	266.5
13. Gardner-Webb	229.0

NET PUNTING

5. Kennesaw State	40.25
8. Presbyterian	39.12
37. Liberty	36.78

4TH DOWN CONVERSION PERCENTAGE

6. Kennesaw State	70.0
8. Charleston Southern	69.2
19. Liberty	63.2
32. Gardner-Webb	58.3

3RD DOWN CONVERSION PERCENTAGE

7. Kennesaw State	49.0
34. Gardner-Webb	40.6
39. Charleston Southern	39.4

TOTAL DEFENSE

7. Charleston Southern	294.1
16. Kennesaw State	321.8

TOTAL OFFENSE

8. Kennesaw State	479.5
34. Charleston Southern	409.5

SCORING OFFENSE

8. Kennesaw State	38.9
20. Charleston Southern	33.0

PASSING EFFICIENCY

8. Kennesaw State	156.72
24. Charleston Southern	139.71

PUNT RETURNS

13. Charleston Southern	13.80
-------------------------	-------

PASSING EFFICIENCY DEFENSE

20. Charleston Southern	114.42
22. Liberty	115.67

SCORING DEFENSE

21. Kennesaw State	21.7
25. Charleston Southern	22.2
26. Gardner-Webb	22.8

TURNOVER MARGIN

23. Gardner-Webb	+0.55
37. Liberty	+0.36

TIME OF POSSESSION

26. Kennesaw State	31:35
38. Charleston Southern	31:07

RUSHING DEFENSE

29. Kennesaw State	130.3
36. Charleston Southern	135.3

2016 YEAR-IN-REVIEW: FINAL STATS (IND.)



TOTAL OFFENSE	GP	RUSH	PASS	PLAYS	TOTAL	YDS/G
MAXWELL, Tyrell - GWU	11	965	1657	403	2622	238.4
BURKS, Chandler - KSU	11	799	1250	299	2049	186.3
CALVERT, Stephen - LIBERTY	11	-152	1931	309	1779	161.7
BUCENELL, Shane - CSU	9	325	1100	201	1425	158.3
LEWIS, Khalil - GWU	10	955	0	182	955	95.5
HOLLOWAY, Mike - CSU	10	881	0	105	881	88.1
BAHAR, Kenji - MU	11	-20	964	190	944	85.8
CHANEY, Lavon - MU	10	810	0	151	810	81.0
DAVID, Daniel - KSU	9	206	387	69	593	65.9
BRIDGES, Darrell - PC	11	721	0	204	721	65.5

SCORING	GP	TD	XPT	FG	2XP	PTS	PTS/G
LEWIS, Khalil - GWU	10	14	0	0	0	84	8.4
BENNETT, Chaston - KSU	11	14	0	0	0	84	7.6
PROBERT, Alex - LIBERTY	11	0	33	15	0	78	7.1
HOLLOWAY, Mike - CSU	10	11	0	0	2	68	6.8
SCHUMACHER, Paul - GWU	11	0	32	10	0	62	5.6
CHANEY, Lavon - MU	10	9	0	0	0	54	5.4
TEKAC, Tyler - CSU	11	0	43	4	0	55	5.0
BURKS, Chandler - KSU	11	9	0	0	0	54	4.9
MACON, Todd - LIBERTY	10	8	0	0	0	48	4.8
THOMPSON, Justin - KSU	10	0	42	2	0	48	4.8

SCORING (KICK)	GP	PATs	FGs	PTS	PTS/G
PROBERT, Alex - LIBERTY	11	33-35	15-19	78	7.1
SCHUMACHER, Paul - GWU	11	32-32	10-11	62	5.6
TEKAC, Tyler - CSU	11	43-45	4-6	55	5.0
THOMPSON, Justin - KSU	10	42-44	2-4	48	4.8
WHITE, Matt - MU	11	26-29	8-11	50	4.5
NORTON, Brett - PC	11	11-11	7-13	32	2.9

ALL PURPOSE YARDS	GP	RUSH	RCV	PR	KR	YDS	AVG/G
HAMMOND, Darius - CSU	10	576	40	225	506	1347	134.7
BENNETT, Chaston - KSU	11	672	315	31	386	1404	127.6
AMBUSH, Darren - MU	11	49	588	0	678	1315	119.5
HOLLOWAY, Mike - CSU	10	881	169	0	46	1096	109.6
HICKSON, Frankie - LIBERTY	11	450	38	0	707	1195	108.6
LEWIS, Khalil - GWU	10	955	122	0	0	1077	107.7
CHANEY, Lavon - MU	10	810	186	0	0	996	99.6
DAVIS, DaShawn - PC	11	38	455	17	465	975	88.6
MAXWELL, Tyrell - GWU	11	965	0	0	0	965	87.7
BRIDGES, Darrell - PC	11	721	76	0	151	948	86.2

RUSHING YARDS	GP	ATT	YDS	ACG	TD	LONG	YDS/G
LEWIS, Khalil - GWU	10	182	955	5.2	14	37	95.5
HOLLOWAY, Mike - CSU	10	105	881	8.4	9	76	88.1
MAXWELL, Tyrell - GWU	11	168	965	5.7	8	87	87.7
CHANEY, Lavon - MU	10	151	810	5.4	9	67	81.0
BURKS, Chandler - KSU	11	161	799	5.0	9	51	72.6
BRIDGES, Darrell - PC	11	204	721	3.5	2	48	65.5
MACON, Todd - LIBERTY	10	130	620	4.8	7	65	62.0
BENNETT, Chaston - KSU	11	57	672	11.8	9	69	61.1
MOSLEY, Carrington - LIBERTY	11	144	663	4.6	5	55	60.3
HAMMOND, Darius - CSU	10	100	576	5.8	4	51	57.6

PASSING AVG/GAME	GP	ATT	CMP	INT	PCT	YDS	TD	AVG/G
CALVERT, Stephen - LIBERTY	11	262	150	9	57.3	1931	15	175.5
MAXWELL, Tyrell - GWU	11	235	131	4	55.7	1657	9	150.6
BUCENELL, Shane - CSU	9	113	67	6	59.3	1100	15	122.2
BURKS, Chandler - KSU	11	138	74	4	53.6	1250	13	113.6
BAHAR, Kenji - MU	11	166	97	6	58.4	964	4	87.6
DAVID, Daniel - KSU	9	37	18	2	48.6	387	4	43.0

PASSING EFFICIENCY	GP	ATT	CMP	INT	PCT	YDS	TD	EFF
CALVERT, Stephen - LIBERTY	11	262	150	9	57.3	1931	15	131.2
MAXWELL, Tyrell - GWU	11	235	131	4	55.7	1657	9	124.2
BAHAR, Kenji - MU	11	166	97	6	58.4	964	4	107.9

RECEPTIONS	GP	REC	YDS	TD	LONG	AVG/C	YDS/G
WHITE JR, Reggie - MU	11	69	934	7	72	13.5	84.9
AMBUSH, Darren - MU	11	49	588	2	77	12.0	53.5
SHELLS, Dante' - LIBERTY	11	43	655	8	69	15.2	59.5
DAVIS, DaShawn - PC	11	42	455	1	48	10.8	41.4
ESTES, Mike - GWU	11	41	494	2	64	12.0	44.9
SUMPTER, Justin - KSU	8	31	538	8	67	17.4	67.2
FARROW, B.J. - LIBERTY	11	30	281	3	24	9.4	25.5
BROWN, Kameron - CSU	11	27	540	6	57	20.0	49.1
PARKER, Zac - LIBERTY	11	27	260	0	37	9.6	23.6
WATSON, Darquez - PC	11	24	251	2	24	10.5	22.8

RECEIVING YARDS	GP	REC	YDS	TD	LONG	AVG/C	YDS/G
WHITE JR, Reggie - MU	11	69	934	7	72	13.5	84.9
SHELLS, Dante' - LIBERTY	11	43	655	8	69	15.2	59.5
AMBUSH, Darren - MU	11	49	588	2	77	12.0	53.5
BROWN, Kameron - CSU	11	27	540	6	57	20.0	49.1
SUMPTER, Justin - KSU	8	31	538	8	67	17.4	67.2
ESTES, Mike - GWU	11	41	494	2	64	12.0	44.9
DAVIS, DaShawn - PC	11	42	455	1	48	10.8	41.4
HARPER, Xavier - KSU	11	16	376	2	63	23.5	34.2
GANDY-GOLDEN, Antonio - LU	11	21	315	3	47	15.0	28.6
BENNETT, Chaston - KSU	11	13	315	5	61	24.2	28.6

PUNTING AVERAGE (min 3.6/g)	GP	NO	YDS	LONG	AVG
KOMORNIK, Andrew - GWU	11	60	2464	57	41.1
TURNER, Trey - LIBERTY	11	63	2583	59	41.0
NORTON, Brett - PC	11	83	3354	64	40.4
WHITE, Matt - MU	11	44	1705	61	38.8
BURNS, Truett - CSU	11	48	1811	61	37.7

FIELD GOALS PER GAME	GP	FG	FGA	PCT	FG/G
PROBERT, Alex - LIBERTY	11	15	19	78.9	1.36
SCHUMACHER, Paul - GWU	11	10	11	90.9	0.91
WHITE, Matt - MU	11	8	11	72.7	0.73
NORTON, Brett - PC	11	7	13	53.8	0.64
TEKAC, Tyler - CSU	11	4	6	66.7	0.36
THOMPSON, Justin - KSU	10	2	4	50.0	0.20

FIELD GOAL PERCENTAGE	GP	FG	FGA	LG	PCT
SCHUMACHER, Paul - GWU	11	10	11	39	90.9
PROBERT, Alex - LIBERTY	11	15	19	51	78.9
WHITE, Matt - MU	11	8	11	46	72.7
NORTON, Brett - PC	11	7	13	36	53.8

PAT KICKING PERCENTAGE	GP	MADE	ATT	PCT
SCHUMACHER, Paul - GWU	11	32	32	100.0
NORTON, Brett - PC	11	11	11	100.0
TEKAC, Tyler - CSU	11	43	45	95.6
THOMPSON, Justin - KSU	10	42	44	95.5
PROBERT, Alex - LIBERTY	11	33	35	94.3
WHITE, Matt - MU	11	26	29	89.7

PUNT RETURNS	GP	RET	YDS	TD	LONG	AVG
HAMMOND, Darius - CSU	10	21	225	0	49	10.7
GRASSO, Vinny - MU	11	11	74	0	16	6.7
HENKLE, Taylor - KSU	11	9	54	0	22	6.0
DAVIS, DaShawn - PC	11	9	17	0	11	1.9
FARROW, B.J. - LIBERTY	11	8	65	0	22	8.1
REED, TJ - KSU	8	6	31	0	25	5.2
KING, Damian - LIBERTY	6	5	39	0	17	7.8
ROMAN, Keon - KSU	10	5	22	0	13	4.4
HORTON, Kyle - GWU	9	5	17	0	14	3.4
FRAISE, Kelan - CSU	4	4	120	1	70	30.0

PUNT RETURN AVG (min. 1.2/g)	GP	RET	YDS	TD	LONG	AVG
HAMMOND, Darius - CSU	10	21	225	0	49	10.7

KICKOFF RETURNS	GP	RET	YDS	TD	LONG	AVG
AMBUSH, Darren - MU	11	30	678	0	62	22.6
HICKSON, Frankie - LIBERTY	11	28	707	1	99	25.2
ROLLINS, Brody - GWU	11	22	454	0	44	20.6
DAVIS, DaShawn - PC	11	21	465	0	67	22.1
BENNETT, Chaston - KSU	11	17	386	0	55	22.7
HAMMOND, Darius - CSU	10	15	506	0	83	33.7
HARVEY, Shadarius - PC	11	9	181	0	27	20.1
BRIDGES, Darrell - PC	11	8	151	0	24	18.9
PHELPS, Devin - MU	9	8	142	0	34	17.8
DUMAS, Kamau - MU	11	6	149	0	46	24.8

KICKOFF RETURN AVG (min. 1.2/g)	GP	RET	YDS	TD	LONG	AVG
HAMMOND, Darius - CSU	10	15	506	0	83	33.7
HICKSON, Frankie - LIBERTY	11	28	707	1	99	25.2
BENNETT, Chaston - KSU	11	17	386	0	55	22.7
AMBUSH, Darren - MU	11	30	678	0	62	22.6
DAVIS, DaShawn - PC	11	21	465	0	67	22.1
ROLLINS, Brody - GWU	11	22	454	0	44	20.6

TACKLES PER GAME

GP	POS	SOLO	AST	TOTAL	AVG/G	SKS
11	LB	67	51	118	10.7	1.0
11	DB	65	45	110	10.0	2.0
11	DE	38	41	79	7.2	5.5
10	LB	34	36	70	7.0	4.5
11	LB	34	41	75	6.8	2.5
10	LB	38	30	68	6.8	1.5
11	LB	31	42	73	6.6	0.0
11	LB	43	29	72	6.5	0.0
11	DL	35	37	72	6.5	3.0
11	LB	43	27	70	6.4	1.0
11	LB	42	23	65	5.9	1.5
11	DL	31	32	63	5.7	3.0
11	LB	28	35	63	5.7	1.0
10	DB	33	24	57	5.7	0.5
9	LB	23	28	51	5.7	3.0
11	LB	30	32	62	5.6	0.0
10	DB	38	17	55	5.5	0.0
10	LB	31	23	54	5.4	4.0
11	DL	38	18	56	5.1	3.0
11	LB	33	22	55	5.0	1.5
10	CB	33	16	49	4.9	0.0
11	DB	33	19	52	4.7	1.5
11	SAF	31	21	52	4.7	1.0
10	DL	26	19	45	4.5	7.0
11	LB	25	24	49	4.5	2.0
11	SAF	29	20	49	4.5	0.0

SACKS

GP	POS	SOLO	AST	YDS	TOTAL	AVG/G
10	DL	6	2	28	7.0	0.70
11	DL	6	0	33	6.0	0.55
11	DL	5	2	31	6.0	0.55
11	DE	4	3	34	5.5	0.50
11	DE	5	0	25	5.0	0.45
10	LB	4	1	46	4.5	0.45
10	LB	3	2	31	4.0	0.40
10	LB	4	0	29	4.0	0.40
11	DL	4	0	22	4.0	0.36
10	DL	3	1	19	3.5	0.35

TACKLES FOR LOSS

GP	POS	SOLO	AST	YDS	TOTAL	AVG/G
10	DL	13	6	50	16.0	1.60
10	LB	11	7	65	14.5	1.45
11	DL	13	0	53	13.0	1.18
11	DL	9	5	40	11.5	1.05
11	LB	10	2	33	11.0	1.00
11	DE	8	6	48	11.0	1.00
11	DL	7	6	34	10.0	0.91
11	DL	9	1	40	9.5	0.86
11	DB	6	6	25	9.0	0.82
11	LB	7	2	31	8.0	0.73

INTERCEPTIONS

GP	INT	YDS	TD	LONG	INT/G
11	6	122	1	57	0.55
11	5	81	0	50	0.45
11	5	74	1	42	0.45
11	4	28	0	30	0.36
10	3	19	0	19	0.30
11	3	25	0	25	0.27
10	2	11	0	11	0.20
11	2	43	1	33	0.18
11	2	31	0	31	0.18
11	2	4	0	4	0.18

PASSES DEFENDED

GP	PBU	INT	TOTAL	AVG/G
11	11	3	14	1.27
11	8	6	14	1.27
11	9	5	14	1.27
11	10	2	12	1.09
11	6	5	11	1.00
11	8	1	9	0.82
11	9	0	9	0.82
11	6	2	8	0.73
11	4	4	8	0.73
10	7	0	7	0.70

FUMBLES FORCED

GP	FF	AVG/G
10	2	0.20
10	2	0.20
11	2	0.18
11	2	0.18
11	2	0.18
11	2	0.18
11	2	0.18
11	2	0.18
9	1	0.11

FUMBLES RECOVERED

GP	REC	AVG/G
11	3	0.27
11	3	0.27
11	2	0.18
11	2	0.18
11	2	0.18
11	2	0.18
9	1	0.11
9	1	0.11
9	1	0.11

FINAL 2016 NCAA INDIVIDUAL STATISTICAL LEADERS (TOP 35)

KICKOFF RETURNS

1. Darius Hammond, Charleston So.....33.7
20. Frankie Hickson, Liberty.....25.3

RUSHING YARDS PER CARRY

1. Mike Holloway, Charleston Southern.....8.39
26. Darius Hammond, Charleston So.....5.76
27. Tyrell Maxwell, Gardner-Webb.....5.74

BLOCKED KICKS

2. Mike Basile, Monmouth.....3
8. Dexter Robbins, Liberty.....2

FIELD GOAL PERCENTAGE

3. Paul Schumacher, Gardner-Webb.....90.9
23. Alex Probert, Liberty.....78.9
34. Matt White, Monmouth.....72.7

YARDS PER RECEPTION

5. Kameron Brown, Charleston Southern.....20.0

INTERCEPTIONS PER GAME

5. Dante Blackmon, Kennesaw State.....0.5
12. Jaylan Foster, Gardner-Webb.....0.5
12. Tyrin Holloway, Liberty.....0.5
32. Troy McGowens, Charleston Southern.....0.4

SOLO TACKLES PER GAME

8. Chad Geter, Gardner-Webb.....6.1
9. Mike Basile, Monmouth.....5.9

FIELD GOALS PER GAME

9. Alex Probert, Liberty.....1.36

SCORING

10. Khalil Lewis, Gardner-Webb.....8.4
20. Chaston Bennett, Kennesaw State.....7.6

TOTAL TACKLES PER GAME

13. Chad Geter, Gardner-Webb.....10.7
17. Mike Basile, Monmouth.....10.0

TACKLES-FOR-LOSS PER GAME

15. Anthony Ellis, Charleston Southern.....1.8
23. Solomon Brown, Charleston Southern.....1.5

PUNT RETURNS

17. Darius Hammond, Charleston So.....10.7

RECEPTIONS PER GAME

18. Reggie White Jr, Monmouth.....6.3

PASSES DEFENDED PER GAME

18. Dante Blackmon, Kennesaw State.....1.3
18. Chris Turner, Liberty.....1.3
25. Jaylan Foster, Gardner-Webb.....1.2

RUSHING YARDS PER GAME

21. Khalil Lewis, Gardner-Webb.....95.5
27. Mike Holloway, Charleston Southern.....88.1
28. Tyrell Maxwell, Gardner-Webb.....87.7

ALL-PURPOSE YARDS

22. Darius Hammond, Charleston So.....134.70
29. Chaston Bennett, Kennesaw State.....128.09

RECEIVING YARDS PER GAME

27. Reggie White Jr, Monmouth.....84.9

SACKS PER GAME

32. Anthony Ellis, Charleston Southern.....0.7

PUNTING AVERAGE

34. Andrew Komornik, Gardner-Webb.....41.1

CHARLESTON SOUTHERN (4-8, 0-3 Big South)

A31	VMI	L, 24-27
S7	NORTH GREENVILLE	W, 9-0
S14	at Presbyterian	L, 6-26
S21	WEST VIRGINIA STATE	W, 10-3
S28	at West Liberty State	W, 28-26
O12	at Savannah State	W, 21-3
O19	at Liberty *	L, 17-31
O26	JACKSONVILLE	L, 21-24
N2	at South Florida	L, 6-56
N9	#25 GARDNER-WEBB *	L, 15-57
N16	ELON *	L, 13-21
N21	at The Citadel	L, 19-53

ELON (4-7, 2-1 Big South)

S7	FLORIDA INTERNATIONAL	W, 23-22
S14	at #7 Furman	L, 7-57
S21	JOHNSON C. SMITH	W, 38-14
S28	at North Carolina A&T	L, 20-34
O5	at #9 Northwestern State	L, 20-47
O12	at Gardner-Webb *	L, 27-38
O19	at East Tennessee State	L, 15-31
N2	HOFSTRA	L, 13-27
N9	LIBERTY *	W, 56-35
N16	at Charleston Southern *	W, 21-13
N23	#14 WOFFORD	L, 9-34

GARDNER-WEBB (9-1, 3-0 Big South)

A31	MORGAN STATE	W, 28-24
S7	at #12 Georgia Southern	L, 0-56
S14	EAST TENNESSEE STATE	W, 13-10
S21	at Chattanooga	W, 26-24
O5	at Liberty *	W, 31-21
O12	ELON *	W, 38-27
O26	at Florida International	W, 17-14
N2	TENNESSEE-MARTIN	W, 24-0
N9	at Charleston Southern *	W, 57-15
N16	SAVANNAH STATE	W, 44-13

LIBERTY (2-9, 1-2 Big South)

A31	WESTERN CAROLINA	L, 3-23
S7	WEST LIBERTY STATE	W, 35-6
S21	#4 APPALACHIAN STATE	L, 22-29
S28	at Central Florida	L, 17-48
O5	GARDNER-WEBB *	L, 21-31
O12	at Akron	L, 21-49
O19	CHARLESTON SOUTHERN *	W, 31-17
O26	at VMI	L, 14-38
N2	#17 EASTERN KENTUCKY (OT)	L, 28-35
N9	at Elon *	L, 35-56
N23	at Hofstra	L, 3-32


BIG SOUTH

Team	W	L	PCT	PF	PA
x-Gardner-Webb	3	0	1.000	126	63
Elon	2	1	.667	104	86
Liberty	1	2	.333	87	104
Charleston Southern	0	3	.000	45	109

OVERALL

Team	W	L	PCT	PF	PA	Home	Road	Streak
x-Gardner-Webb	9	1	.900	278	204	5-0	4-1	W8
Elon	4	7	.364	249	352	3-2	1-5	L1
Liberty	2	9	.182	230	364	2-4	0-5	L4
Charleston Southern	4	8	.333	189	327	2-4	2-4	L6


x - Big South Champions



Offensive Player of the Year
Jeremy Martin, QB
Gardner-Webb




Defensive Player of the Year
Mario Williams, FS
Gardner-Webb



Freshman of the Year
Keppy Baucom, LB
Gardner-Webb



Coach of the Year
Steve Patton
Gardner-Webb



Scholar-Athlete of the Year
Andrew Harmon, K
Gardner-Webb



Jeremy Martin (12) and Mario Williams (26) led Gardner-Webb to the first Big South title in 2002

CHARLESTON SOUTHERN (1-11, 0-4 Big South)

A30	at The Citadel	L, 10-64
S6	at Wingate	L, 6-22
S13	PRESBYTERIAN	L, 14-17
S20	WEST VIRGINIA STATE	W, 49-42
S27	TUSCULUM	L, 7-58
O11	at VMI *	L, 7-50
O18	at South Florida	L, 7-55
O25	NORTH GREENVILLE	L, 21-49
N1	LIBERTY *	L, 6-17
N8	at Gardner-Webb *	L, 0-46
N15	at James Madison	L, 7-45
N22	COASTAL CAROLINA *	L, 14-48

COASTAL CAROLINA (6-5, 1-3 Big South)

S6	NEWBERRY	W, 21-14
S13	MOREHEAD STATE	L, 6-31
S20	at Jacksonville	L, 9-14
S25	at North Greenville	W, 49-39
O4	GARDNER-WEBB *	L, 17-38
O11	CHARLESTON (WV)	W, 47-0
O25	at Savannah State	W, 29-19
N1	VMI *	L, 10-19
N8	at Davidson	W, 52-27
N15	at Liberty *	L, 21-38
N22	at Charleston Southern *	W, 48-14

GARDNER-WEBB (8-4, 4-0 Big South)

A30	CLARK-ATLANTA	W, 45-0
S6	at #15 Montana State	L, 3-38
S13	WEBBER INTERNATIONAL	W, 52-10
S20	CHATTANOOGA	W, 23-13
S27	at #8 Furman	L, 0-45
O4	at Coastal Carolina *	W, 38-17
O11	LIBERTY *	W, 27-17
O18	at VMI *	W, 37-25
N1	at #17 Florida Atlantic	L, 26-31
N8	CHARLESTON SOUTHERN *	W, 46-0
N15	FLORIDA INTERNATIONAL (OT)	W, 22-19
N22	at Western Carolina	L, 16-39

LIBERTY (6-6, 3-1 Big South)

A30	at James Madison	L, 6-48
S6	at Toledo	L, 3-49
S13	at Bowling Green	L, 3-62
S20	KENTUCKY WESLEYAN	W, 47-7
S27	YOUNGSTOWN STATE	L, 3-43
O4	VMI *	W, 31-28
O11	at Gardner-Webb *	L, 17-27
O18	at East Tennessee State	L, 23-33
N1	at Charleston Southern *	W, 17-6
N8	NORFOLK STATE	W, 69-21
N15	COASTAL CAROLINA *	W, 38-21
N22	HOFSTRA (OT)	W, 49-42

VMI (6-6, 2-2 Big South)

A30	at Navy	L, 10-37
S6	at Davidson	W, 31-9
S13	WILLIAM & MARY	L, 24-34
S20	NORFOLK STATE	W, 34-9
S27	GEORGETOWN	W, 42-14
O4	at Liberty *	L, 28-31
O11	CHARLESTON SOUTHERN *	W, 50-7
O18	GARDNER-WEBB *	L, 25-37
O25	at Richmond	L, 25-35
N1	at Coastal Carolina *	W, 19-10
N8	AUSTIN PEAY	W, 48-7
N15	vs. The Citadel	L, 23-27

	BIG SOUTH					OVERALL								
Team	W	L	PCT	PF	PA	W	L	PCT	PF	PA	Home	Road	Neu	Streak
x-Gardner-Webb	4	0	1.000	148	59	8	4	.667	335	254	6-0	2-4	0-0	L1
Liberty	3	1	.750	103	82	6	6	.500	306	378	5-1	1-5	0-0	W4
VMI	2	2	.500	122	85	6	6	.500	359	257	4-2	2-3	0-1	L1
Coastal Carolina	1	3	.250	96	109	6	5	.545	309	253	2-3	4-2	0-0	W1
Charleston Southern	0	4	.000	27	161	1	11	.083	148	513	1-5	0-6	0-0	L8

x - Big South Champions



Offensive Player of the Year
Dre Barnes, RB
Liberty




Defensive Player of the Year
Mario Williams, FS
Gardner-Webb



Freshman of the Year
Jonna Lee, LB
Charleston Southern



Coach of the Year
Steve Patton
Gardner-Webb



Co-Scholar-Athlete of the Year
Jim Maxwell, LB
Gardner-Webb



Co-Scholar-Athlete of the Year
Matt Sharpe, K
VMI



Gardner-Webb - 2003 Big South Champions

CHARLESTON SOUTHERN (5-5, 1-3 Big South)

S11	at Presbyterian	L, 14-19
S18	at Jacksonville	W, 38-3
S25	CHARLESTON (WV)	W, 38-21
O2	VMI *	W, 25-24
O9	at Howard	L, 6-24
O23	NORTH GREENVILLE	W, 55-6
O30	at Liberty *	L, 6-34
N6	ALLEN	W, 58-6
N13	GARDNER-WEBB *	L, 0-18
N20	at #21 Coastal Carolina *	L, 28-52

COASTAL CAROLINA (10-1, 4-0 Big South)

S4	at Morehead State	W, 28-7
S11	DAVIDSON	W, 31-24
S18	at Newberry	L, 7-21
S25	NORTH GREENVILLE	W, 58-7
O9	CHARLESTON (WV)	W, 48-13
O16	at VMI *	W, 21-14
O23	LIBERTY *	W, 33-6
O30	at Gardner-Webb *	W, 31-19
N6	SAVANNAH STATE	W, 52-14
N13	JACKSONVILLE	W, 48-23
N20	CHARLESTON SOUTHERN *	W, 52-28

GARDNER-WEBB (5-6, 2-2 Big South)

S4	at Tennessee Tech	L, 26-32
S11	at Morgan State	W, 56-49
S18	#4 FURMAN	L, 6-34
S25	#25 WESTERN CAROLINA (OT)	W, 26-20
O2	at Liberty *	L, 9-17
O9	at #25 Hampton	L, 25-48
O23	VMI *	W, 28-17
O30	COASTAL CAROLINA *	L, 19-31
N6	at #10 Wofford	L, 17-49
N13	at Charleston Southern *	W, 18-0
N20	SOUTHEASTERN LOUISIANA	W, 52-34

LIBERTY (6-5, 3-1 Big South)

S4	WEST VIRGINIA TECH	W, 55-17
S11	at Kent State	L, 10-38
S18	#24 LEHIGH	L, 16-34
S25	at Youngstown State	L, 17-27
O2	GARDNER-WEBB *	W, 17-9
O9	#18 WILLIAM & MARY	L, 17-37
O23	at Coastal Carolina *	L, 6-33
O30	CHARLESTON SOUTHERN *	W, 34-6
N6	at VMI *	W, 38-17
N13	at Chattanooga	W, 43-40
N20	ELON	W, 27-17

VMI (0-11, 0-4 Big South)

S4	at Ohio	L, 14-42
S11	RICHMOND	L, 7-34
S18	TENNESSEE TECH	L, 10-16
S25	at William & Mary	L, 6-42
O2	at Charleston Southern *	L, 24-25
O9	at Georgetown	L, 0-21
O16	COASTAL CAROLINA *	L, 14-21
O23	at Gardner-Webb *	L, 17-28
O30	at #9 James Madison	L, 10-41
N6	LIBERTY *	L, 17-38
N20	#10 WOFFORD	L, 18-19


BIG SOUTH

Team	W	L	PCT	PF	PA
x-Coastal Carolina	4	0	1.000	137	67
Liberty	3	1	.750	95	65
Gardner-Webb	2	2	.500	74	65
Charleston Southern	1	3	.250	59	128
VMI	0	4	.000	72	112


x - Big South Champions

OVERALL

Team	W	L	PCT	PF	PA	Home	Road	Streak
x-Coastal Carolina	10	1	.909	413	176	7-0	3-1	W8
Liberty	6	5	.545	280	275	4-2	2-3	W4
Gardner-Webb	5	6	.455	282	335	3-2	2-4	W2
Charleston Southern	5	5	.500	268	212	4-1	1-4	L2
VMI	0	11	.000	137	327	0-5	0-6	L11



Offensive Player of the Year
Patrick Hall, RB
Coastal Carolina



Defensive Player of the Year
Harold Wells, DL
Gardner-Webb



Freshman of the Year
Jerome Simpson, WR
Coastal Carolina



Coach of the Year
David Bennett
Coastal Carolina



Scholar-Athlete of the Year
Adam DeGraffenreid, DE
Charleston Southern



Coastal Carolina - 2004 Big South Champions

CHARLESTON SOUTHERN (7-4, 3-1 Big South)

S3	at The Citadel	L, 14-28
S10	PRESBYTERIAN	L, 0-42
S17	JACKSONVILLE	W, 16-10
S24	at North Greenville	W, 35-28
O1	HOWARD	L, 22-27
O8	at VMI *	L, 12-34
O15	WEST VIRGINIA WESLEYAN	W, 63-42
O22	SAVANNAH STATE	W, 48-28
N5	at Gardner-Webb *	W, 38-7
N12	LIBERTY *	W, 31-30
N19	#8 COASTAL CAROLINA * (2OT)	W, 34-27

COASTAL CAROLINA (9-2, 3-1 Big South)

S3	at Elon	W, 17-10
S10	#1 JAMES MADISON	W, 31-27
S17	at Appalachian State	L, 3-30
S24	DELAWARE STATE	W, 24-6
O1	at #17 South Carolina State	W, 24-23
O15	GARDNER-WEBB *	(OT) W, 34-31
O22	at Liberty *	(3OT) W, 27-21
O29	VMI *	W, 38-14
N5	at Savannah State	W, 42-16
N12	MANSFIELD	W, 71-8
N19	at Charleston Southern *	(2OT) L, 27-34

GARDNER-WEBB (5-6, 2-2 Big South)

S3	UNION	W, 65-12
S10	BELHAVEN	W, 54-7
S24	TENNESSEE-MARTIN	L, 28-31
O1	at #6 Furman	L, 31-48
O8	#8 HAMPTON	L, 21-52
O15	at #15 Coastal Carolina *	(OT) L, 31-34
O22	at VMI *	(3OT) W, 55-52
O29	LIBERTY *	W, 21-16
N5	CHARLESTON SOUTHERN *	L, 7-38
N12	at Savannah State	W, 31-21
N19	WOFFORD	L, 42-56

LIBERTY (1-10, 0-4 Big South)

S3	CONCORD	W, 17-6
S10	at Connecticut	L, 0-59
S17	YOUNGSTOWN STATE	L, 0-42
S24	at #16 William & Mary	L, 0-56
O1	VMI *	L, 7-10
O8	CHATTANOOGA	L, 21-24
O15	TOWSON	L, 17-38
O22	#14 COASTAL CAROLINA *(3OT)	L, 21-27
O29	at Gardner-Webb *	L, 16-21
N12	at Charleston Southern *	L, 30-31
N19	at Norfolk State	L, 17-34

VMI (3-8, 2-2 Big South)

S3	DAVIDSON	W, 33-0
S10	#11 WILLIAM & MARY	L, 7-41
S17	at Duke	L, 14-40
S24	#10 LEHIGH	L, 26-28
O1	at Liberty *	W, 10-7
O8	CHARLESTON SOUTHERN *	W, 34-12
O15	at Wofford	L, 23-38
O22	GARDNER-WEBB *	(3OT) L, 52-55
O29	at #13 Coastal Carolina *	L, 14-38
N5	at #18 Richmond	L, 3-38
N19	THE CITADEL	L, 14-22

BIG SOUTH

Team	W	L	PCT	PF	PA	W	L	PCT	PF	PA	Home	Road	Streak
x-Charleston Southern	3	1	.750	115	98	7	4	.636	313	303	5-2	2-2	W5
x-Coastal Carolina	3	1	.750	126	100	9	2	.818	338	220	5-0	4-2	L1
Gardner-Webb	2	2	.500	114	140	5	6	.455	386	367	3-4	2-2	L1
VMI	2	2	.500	110	112	3	8	.273	230	319	2-4	1-4	L5
Liberty	0	4	.000	74	89	1	10	.091	146	348	1-5	0-5	L10

x - Big South Co-Champions



Offensive Player of the Year
Collin Drafts, QB
Charleston Southern



Defensive Player of the Year
Jada Ross, LB
Charleston Southern



Freshman of the Year
Zach Terrell, RB
Liberty



Coach of the Year
Jay Mills
Charleston Southern



Scholar-Athlete of the Year
Adam DeGraffenreid, DE
Charleston Southern



Charleston Southern - 2005 Big South Co-Champions

CHARLESTON SOUTHERN (9-2, 2-2 Big South)

S2	at Presbyterian	W, 21-13
S9	at The Citadel (2OT)	W, 38-35
S16	WINGATE	W, 20-17
S30	NORTH GREENVILLE	W, 20-10
O7	at Savannah State	W, 38-13
O14	EDWARD WATERS	W, 47-0
O21	VMI *	W, 27-22
O28	GEORGETOWN	W, 24-10
N4	GARDNER-WEBB *	W, 28-14
N11	at Liberty *	L, 20-34
N18	at #7 Coastal Carolina *	L, 17-31

COASTAL CAROLINA (9-3, 4-0 Big South)

S2	ELON	L, 20-23
S9	at Wofford	W, 41-38
S16	at #17 Georgia Southern	L, 21-38
S23	SOUTH CAROLINA STATE	W, 33-14
S30	at Winston-Salem State	W, 31-12
O7	#3 FURMAN	W, 29-27
O14	at VMI *	W, 31-27
O28	LIBERTY *	W, 28-26
N4	SAVANNAH STATE	W, 66-6
N11	at Gardner-Webb *	W, 52-24
N18	#21 CHARLESTON SOUTHERN *	W, 31-17
N25	at #1 Appalachian State \$	L, 28-45

GARDNER-WEBB (6-5, 2-2 Big South)

S2	at Jacksonville	W, 49-14
S9	TENNESSEE TECH	W, 30-26
S16	at UT-Martin	L, 9-35
S23	#2 APPALACHIAN STATE	L, 6-41
S30	at Southeastern Louisiana	W, 28-21
O14	GLENNVILLE STATE	W, 31-23
O21	at Liberty *	W, 27-24
O28	VMI *	W, 35-31
N4	at #18 Charleston Southern *	L, 14-28
N11	#12 COASTAL CAROLINA *	L, 24-52
N18	#20 WOFFORD	L, 17-34

LIBERTY (6-5, 2-2 Big South)

A31	ST. PAUL'S	W, 27-0
S9	GLENNVILLE STATE	W, 31-7
S16	at Towson	L, 3-10
S23	at Savannah State	W, 28-0
S30	at Wake Forest	L, 14-34
O14	WILLIAM & MARY	L, 13-14
O21	GARDNER-WEBB *	L, 24-27
O28	at #17 Coastal Carolina *	L, 26-28
N4	WESTERN CAROLINA	W, 21-0
N11	#16 CHARLESTON SOUTHERN *	W, 34-20
N18	at VMI *	W, 38-32

VMI (1-10, 0-4 Big South)


S2	DAVIDSON	W, 20-19
S9	at Norfolk State	L, 19-32
S16	at #8 Richmond	L, 7-58
S23	at William & Mary	L, 6-38
S30	JAMES MADISON	L, 7-45
O7	at Army	L, 7-62
O14	#19 COASTAL CAROLINA *	L, 27-31
O21	at #17 Charleston Southern *	L, 22-27
O28	at Gardner-Webb *	L, 31-35
N11	at The Citadel	L, 21-48
N18	LIBERTY *	L, 32-38

	BIG SOUTH					OVERALL							
Team	W	L	PCT	PF	PA	W	L	PCT	PF	PA	Home	Road	Streak
x-Coastal Carolina	4	0	1.000	142	94	9	3	.750	411	297	5-1	4-2	L1
Charleston Southern	2	2	.500	92	101	9	2	.818	300	199	6-0	3-2	L2
Gardner-Webb	2	2	.500	100	135	6	5	.545	270	329	3-3	3-2	L3
Liberty	2	2	.500	122	107	6	5	.545	259	172	4-2	2-3	W3
VMI	0	4	.000	112	131	1	10	.091	199	433	1-3	0-7	L10

x - Big South Champion



Offensive Player of the Year
Tyler Thigpen, QB
Coastal Carolina



Defensive Player of the Year
Brian Johnston, DE
Gardner-Webb



Freshman of the Year
Tim Maypray, SB
VMI



Coach of the Year
Danny Rocco
Liberty



Scholar-Athlete of the Year
Josh Hoke, K
Coastal Carolina



Coastal Carolina - 2006 Big South Champions

CHARLESTON SOUTHERN (5-6, 1-3 Big South)

S1	at The Citadel	L, 14-35
S8	at #12 Wofford	L, 24-52
S15	JOHNSON C. SMITH	W, 44-20
S22	at Hawaii (#18)	L, 10-66
S29	at North Greenville	W, 46-33
O6	SAVANNAH STATE	W, 28-0
O20	LIBERTY *	L, 10-50
O27	at Gardner-Webb *	L, 25-29
N3	at VMI *	W, 37-28
N10	PRESBYTERIAN	W, 28-24
N17	COASTAL CAROLINA *	L, 2-41

COASTAL CAROLINA (5-6, 3-1 Big South)

S1	at Delaware State	L, 18-23
S8	WINSTON-SALEM STATE	W, 28-21
S15	GEORGIA SOUTHERN	L, 34-42
S22	at #8 James Madison	L, 10-45
O6	at Furman	L, 17-27
O13	CHOWAN	W, 51-0
O20	PRESBYTERIAN (OT)	L, 34-41
O27	VMI *	W, 42-35
N3	at Liberty *	L, 24-37
N10	GARDNER-WEBB *	W, 17-14
N17	at Charleston Southern *	W, 41-2

GARDNER-WEBB (5-6, 2-2 Big South)

S1	at Ohio	L, 14-36
S8	JACKSONVILLE	W, 27-6
S22	at Mississippi State	L, 15-31
S29	AUSTIN PEAY	W, 20-13
O6	at #5 Appalachian State	L, 7-45
O13	at #8 Wofford	L, 17-52
O20	at VMI *	W, 36-22
O27	CHARLESTON SOUTHERN *	W, 29-25
N3	SAVANNAH STATE	W, 66-0
N10	at Coastal Carolina *	L, 14-17
N17	LIBERTY *	L, 0-31

LIBERTY (8-3, 4-0 Big South)

S1	TUSCULUM	W, 38-14
S8	SHIPPENSBURG	W, 35-14
S15	at William & Mary (2OT)	L, 41-48
S22	at Elon	L, 14-42
S29	ST. FRANCIS (Pa.)	W, 68-10
O6	at Toledo	L, 34-35
O20	at Charleston Southern *	W, 50-10
O27	PRESBYTERIAN	W, 48-14
N3	COASTAL CAROLINA *	W, 37-24
N10	VMI *	W, 73-34
N17	at Gardner-Webb *	W, 31-0

VMI (2-9, 0-4 Big South)


S1	LOCK HAVEN	W, 20-0
S8	WILLIAM & MARY	L, 16-63
S15	at #7 James Madison	L, 17-45
S22	at Lehigh	L, 6-37
S29	at Robert Morris	W, 40-13
O13	PRESBYTERIAN	L, 21-45
O20	GARDNER-WEBB *	L, 22-36
O27	at Coastal Carolina *	L, 35-42
N3	CHARLESTON SOUTHERN *	L, 28-37
N10	at Liberty *	L, 34-73
N17	THE CITADEL	L, 28-70

	BIG SOUTH					OVERALL							
Team	W	L	PCT	PF	PA	W	L	PCT	PF	PA	Home	Road	Streak
x-Liberty	4	0	1.000	191	68	8	3	.727	469	245	6-0	2-3	W5
Coastal Carolina	3	1	.750	124	88	5	6	.455	316	287	4-2	1-4	W2
Gardner-Webb	2	2	.500	79	95	5	6	.455	245	278	4-1	1-5	L2
Charleston Southern	1	3	.250	74	148	5	6	.455	268	378	3-2	2-4	L1
VMI	0	4	.000	119	188	2	9	.182	267	461	1-5	1-4	L6


x - Big South Champion



Offensive Player of the Year
Rashad Jennings, RB
Liberty



Defensive Player of the Year
Brian Johnston, DE
Gardner-Webb



Freshman of the Year
Jeffery Williams, LB
Gardner-Webb



Coach of the Year
Danny Rocco
Liberty



Scholar-Athlete of the Year
Nick Ellis, K
Charleston Southern



Liberty - 2007 Big South Champions

2008 STANDINGS & RESULTS



Team	BIG SOUTH					OVERALL					Home	Road	Streak
	W	L	PCT	PF	PA	W	L	PCT	PF	PA			
x-Liberty	5	0	1.000	186	74	10	2	.833	404	224	6-1	4-1	W3
Stony Brook	3	2	.600	121	136	5	6	.455	274	289	3-3	2-3	W2
Charleston Southern	3	2	.600	87	93	7	5	.583	277	268	5-0	2-5	W4
Gardner-Webb	2	3	.400	106	126	5	6	.455	267	261	3-2	2-4	L2
VMI	1	4	.200	147	163	4	7	.364	378	369	4-2	0-5	W1
Coastal Carolina	1	4	.200	105	160	6	6	.500	267	289	2-4	4-2	L1
Presbyterian **	--	--	--	--	--	4	8	.333	266	416	4-2	0-6	L3

x - Big South Champion


** - Presbyterian College was not eligible for the Big South football championship due to its Division I transition



Liberty - 2008 Big South Champions



Offensive Player of the Year
Rashad Jennings, RB
Liberty




Defensive Player of the Year
Jeffery Williams, LB
Gardner-Webb



Coach of the Year
Danny Rocco
Liberty



Freshman of the Year
Edwin Gowins, RB
Stony Brook



Scholar-Athlete of the Year
Jacob Rochester, LB
VMI

CHARLESTON SOUTHERN (7-5, 3-2 Big South)

A28	at Miami (Fla.)	L, 7-52
S6	at #13 Wofford	L, 23-41
S13	at Miami (Ohio)	L, 27-38
S27	NORTH GREENVILLE	W, 27-0
O4	GARDNER-WEBB *	W, 13-10
O11	at Savannah State	W, 29-20
O18	at Stony Brook *	L, 19-20
O25	at #20 Liberty *	L, 0-42
N1	VMI *	W, 31-21
N8	PRESBYTERIAN	W, 29-18
N15	EDWARD WATERS	W, 48-6
N22	at Coastal Carolina *	W, 24-0

COASTAL CAROLINA (6-6, 1-4 Big South)

A30	at Penn State (#22)	L, 10-66
S7	COLGATE	L, 19-23
S13	at Monmouth	W, 26-7
S20	TOWSON	W, 31-3
S27	at North Carolina A&T	W, 20-7
O4	#20 LIBERTY *	L, 38-43
O11	at VMI *	L, 20-47
O18	NORTH CAROLINA CENTRAL	W, 35-10
O25	STONY BROOK *	L, 24-28
N8	at Gardner-Webb *	W, 23-18
N15	at Presbyterian	W, 21-13
N22	CHARLESTON SOUTHERN *	L, 0-24

GARDNER-WEBB (5-6, 2-3 Big South)

A28	at Tennessee Tech	L, 12-28
S6	TUSCULUM	W, 31-12
S13	at Austin Peay	W, 31-15
S27	SAM HOUSTON STATE	L, 33-49
O4	at Charleston Southern *	L, 10-13
O11	at Georgia Tech	L, 7-10
O18	PRESBYTERIAN	W, 47-21
O25	VMI *	W, 34-27
N1	at Stony Brook *	W, 34-33
N8	COASTAL CAROLINA *	L, 18-23
N15	at #22 Liberty *	L, 10-30

LIBERTY (10-2, 5-0 Big South)

A30	NORTH GREENVILLE	W, 49-10
S6	GLENVILLE STATE	W, 44-27
S13	at Western Carolina	W, 19-16
S27	at #23 Youngstown State	W, 31-28
O4	at Coastal Carolina *	W, 43-38
O11	STONY BROOK *	W, 33-0
O18	LAFAYETTE	L, 21-35
O25	CHARLESTON SOUTHERN *	W, 42-0
N1	at Presbyterian	L, 28-31
N8	at VMI *	W, 38-26
N15	GARDNER-WEBB *	W, 30-10
N22	#12 ELON	W, 26-3

PRESBYTERIAN COLLEGE (4-8)

A30	at #13 Wofford	L, 21-38
S6	FAYETTEVILLE STATE	W, 38-28
S13	at #18 Elon	L, 12-66
S20	WESTERN CAROLINA	L, 21-23
S27	at #3 Appalachian State	L, 14-48
O4	NORTH GREENVILLE	W, 22-15
O11	NORTH CAROLINA CENTRAL	W, 28-24
O18	at Gardner-Webb	L, 21-47
N1	#17 LIBERTY	W, 31-28
N8	at Charleston Southern	L, 18-29
N15	COASTAL CAROLINA	L, 13-21
N22	at VMI	L, 27-49

STONY BROOK (5-6, 3-2 Big South)

A30	COLGATE	W, 42-26
S6	#17 ELON	L, 20-30
S13	at Maine	L, 13-28
S20	at Brown	L, 7-17
S26	HOFSTRA	L, 3-43
O11	at #15 Liberty *	L, 0-33
O18	CHARLESTON SOUTHERN *	W, 20-19
O25	at Coastal Carolina *	W, 28-24
N1	GARDNER-WEBB *	L, 33-34
N8	at Iona	W, 68-9
N15	VMI *	W, 40-26

VMI (4-7, 1-4 Big South)

S6	ST. FRANCIS (Pa.)	W, 49-0
S13	at William & Mary	L, 17-52
S20	CHOWAN	W, 69-20
S27	at Ohio	L, 31-51
O4	#6 RICHMOND	L, 16-56
O11	COASTAL CAROLINA *	W, 47-20
O25	at Gardner-Webb *	L, 27-34
N1	at Charleston Southern *	L, 21-31
N8	#25 LIBERTY *	L, 26-38
N15	at Stony Brook *	L, 26-40
N22	PRESBYTERIAN	W, 49-27



Team	BIG SOUTH					OVERALL					Home	Road	Streak
	W	L	PCT	PF	PA	W	L	PCT	PF	PA			
x-Stony Brook	5	1	.833	182	121	6	5	.545	267	256	4-0	2-5	W1
x-Liberty	5	1	.833	271	123	8	3	.727	400	210	5-1	3-2	L1
Charleston Southern	4	2	.667	170	150	6	5	.545	268	323	4-1	2-4	W4
Coastal Carolina	3	3	.500	133	168	5	6	.455	205	280	5-0	0-6	L1
Gardner-Webb	3	3	.500	138	158	6	5	.545	305	277	3-2	3-3	W1
VMI	1	5	.167	115	179	2	9	.182	225	338	1-4	1-5	L4
Presbyterian **	0	6	.000	136	246	0	11	.000	214	441	0-5	0-6	L14

x - Big South Co-Champions

** - Presbyterian College was not eligible for the Big South football championship due to its Division I transition



Stony Brook - 2009 Big South Co-Champions



Offensive Player of the Year
Mike Brown, WR
Liberty



Defensive Player of the Year
Tyler Santucci, LB
Stony Brook



Coach of the Year
Chuck Priore
Stony Brook



Freshman of the Year
Matt Goods, DL
Gardner-Webb



Scholar-Athlete of the Year
Mario Brown, LB
Gardner-Webb

CHARLESTON SOUTHERN (6-5, 4-2 Big South)

S5	at Florida (#1)	L, 3-62
S12	at #14 Wofford	L, 14-42
S19	at South Florida	L, 0-59
S26	NORTH GREENVILLE	W, 34-0
O3	SAVANNAH STATE	W, 47-10
O17	at Gardner-Webb *	L, 20-27
O24	#23 LIBERTY *	L, 13-20
O31	at VMI *	W, 31-21
N7	at Presbyterian *	W, 46-32
N14	STONY BROOK * (OT)	W, 30-27
N21	COASTAL CAROLINA *	W, 30-23

COASTAL CAROLINA (5-6, 3-3 Big South)

S3	at Kent State	L, 0-18
S12	MONMOUTH	W, 24-17
S19	at Towson	L, 17-21
S26	NORTH CAROLINA A&T	W, 28-7
O10	VMI *	W, 20-6
O17	at Liberty *	L, 13-58
O24	at Stony Brook *	L, 10-16
O31	at Clemson	L, 3-49
N7	GARDNER-WEBB *	W, 26-21
N14	PRESBYTERIAN *	W, 41-37
N21	at Charleston Southern *	L, 23-30

GARDNER-WEBB (6-5, 3-3 Big South)

S5	MARS HILL	W, 58-14
S12	at Western Carolina	W, 27-20
S19	at North Carolina State	L, 14-45
O3	at VMI *	W, 27-23
O10	at Buffalo	L, 3-40
O17	CHARLESTON SOUTHERN *	W, 27-20
O24	SOUTHERN VIRGINIA	W, 65-0
O31	STONY BROOK *	L, 14-24
N7	at Coastal Carolina *	L, 21-26
N14	#16 LIBERTY *	L, 28-51
N21	at Presbyterian *	W, 21-14

LIBERTY (8-3, 5-1 Big South)

S5	at West Virginia	L, 20-33
S12	NORTH CAROLINA CENTRAL	W, 35-10
S19	at Lafayette	W, 19-13
S26	#6 JAMES MADISON	L, 10-24
O3	WEST VIRGINIA WESLEYAN	W, 45-7
O17	COASTAL CAROLINA *	W, 58-13
O24	at Charleston Southern *	W, 20-13
O31	PRESBYTERIAN *	W, 55-19
N7	VMI *	W, 54-14
N14	at Gardner-Webb *	W, 51-28
N21	at Stony Brook *	L, 33-36

PRESBYTERIAN COLLEGE (0-11, 0-6 Big South)

S5	at Furman	L, 21-45
S12	#10 ELON	L, 7-41
S19	CHATTANOOGA	L, 13-29
S26	at The Citadel	L, 21-46
O3	at Stony Brook *	L, 14-52
O10	at Old Dominion	L, 16-34
O24	VMI *	L, 20-31
O31	at #23 Liberty *	L, 19-55
N7	CHARLESTON SOUTHERN *	L, 32-46
N14	at Coastal Carolina *	L, 37-41
N21	GARDNER-WEBB *	L, 14-21

STONY BROOK (6-5, 5-1 Big South)

S5	at #24 Hofstra	L, 10-17
S12	at Colgate	L, 13-23
S19	BROWN	W, 21-20
S26	at #15 Massachusetts	L, 17-44
O3	PRESBYTERIAN *	W, 52-14
O10	at North Dakota	L, 24-31
O17	at VMI *	W, 27-20
O24	COASTAL CAROLINA *	W, 16-10
O31	at Gardner-Webb *	W, 24-14
N14	at Charleston Southern * (OT)	L, 27-30
N21	#16 LIBERTY *	W, 36-33

VMI (2-9, 1-5 Big South)

S5	ROBERT MORRIS	W, 14-13
S19	at #6 James Madison	L, 16-44
S26	at #1 Richmond	L, 28-38
O3	GARDNER-WEBB *	L, 23-27
O10	at Coastal Carolina *	L, 6-20
O17	STONY BROOK *	L, 20-27
O24	at Presbyterian *	W, 31-20
O31	CHARLESTON SOUTHERN *	L, 21-31
N7	at #16 Liberty *	L, 14-54
N14	at Army	L, 17-22
N21	OLD DOMINION	L, 35-42



	BIG SOUTH					OVERALL							
Team	W	L	PCT	PF	PA	W	L	PCT	PF	PA	Home	Road	Streak
xy-Coastal Carolina	5	1	.833	239	109	6	6	.500	380	295	3-3	3-3	L1
x-Stony Brook	5	1	.833	226	122	6	5	.545	343	282	4-1	2-4	L1
x-Liberty	5	1	.833	244	138	8	3	.727	401	222	5-0	3-3	W1
Gardner-Webb	3	3	.500	113	183	5	6	.455	214	306	3-2	2-4	W1
VMI	2	4	.333	84	138	3	8	.273	174	311	2-2	1-6	L4
Charleston Southern	1	5	.167	127	263	3	8	.273	247	457	3-3	0-5	L1
Presbyterian ^ **	0	6	.000	116	196	0	11	.000	223	373	0-5	0-6	--

x - Big South regular-season co-champions
y - Big South FCS Playoff automatic qualifier

**** - Presbyterian College was not eligible for the Big South football championship due to its Division I transition**
^ - PC later forfeited its overall and Big South wins due to the use of a player that was declared ineligible following the season.



Coastal Carolina - 2010 Big South Co-Champions



Offensive Player of the Year
Mike Brown, QB
Liberty



Defensive Player of the Year
Andrae Jacobs, LB
Coastal Carolina



Coach of the Year
David Bennett
Coastal Carolina



Freshman of the Year
Preston Pemasa, DE
Gardner-Webb



Scholar-Athlete of the Year
Michael Coulter, QB
Stony Brook

CHARLESTON SOUTHERN (3-8, 1-5 Big South)		
S4	NORTH GREENVILLE	W, 41-31
S11	WOFFORD	L, 23-34
S18	MARS HILL	W, 28-14
S25	at Hawai'i	L, 7-66
O9	at #24 Liberty *	L, 20-44
O16	GARDNER-WEBB *	L, 25-35
O23	VMI *	L, 16-34
O30	at Stony Brook *	L, 21-41
N6	at Kentucky	L, 21-49
N13	PRESBYTERIAN *	W, 42-39
N20	at Coastal Carolina *	L, 3-70

COASTAL CAROLINA (6-6, 5-1 Big South)		
S4	at West Virginia (#24)	L, 0-31
S11	at Towson (SOT)	L, 45-47
S18	GEORGIA SOUTHERN	L, 26-43
S25	DELAWARE STATE	W, 34-14
O2	at #11 Richmond	L, 19-41
O16	at Presbyterian *	W, 35-7
O23	STONY BROOK *	L, 28-38
O30	at Gardner-Webb *	(OT) W, 30-27
N6	at VMI *	W, 31-3
N13	#11 LIBERTY *	W, 45-31
N20	CHARLESTON SOUTHERN *	W, 70-3
N27	#21 WESTERN ILLINOIS \$	L, 10-17

GARDNER-WEBB (5-6, 3-3 Big South)		
S4	BREVARD	W, 28-14
S11	at Akron (OT)	W, 38-37
S18	WESTERN CAROLINA	L, 14-28
S25	at Sam Houston State	L, 14-30
O2	at Old Dominion	L, 7-14
O16	at Charleston Southern *	W, 35-25
O23	PRESBYTERIAN *	L, 24-26 ^
O30	COASTAL CAROLINA *	(OT) L, 27-30
N6	at #12 Liberty *	L, 14-40
N13	at Stony Brook *	L, 3-55
N20	VMI *	W, 10-7

LIBERTY (8-3, 5-1 Big South)		
S4	ST. FRANCIS (Pa.)	W, 52-7
S11	at Ball State	W, 27-23
S18	at Robert Morris	L, 23-30
S25	at #3 James Madison	L, 3-10
O2	SAVANNAH STATE	W, 52-14
O9	CHARLESTON SOUTHERN *	W, 44-20
O16	at VMI *	W, 41-7
O30	at Presbyterian *	W, 34-24
N6	GARDNER-WEBB *	W, 40-14
N13	at Coastal Carolina *	L, 31-45
N20	STONY BROOK *	W, 54-28

PRESBYTERIAN COLLEGE (0-11, 0-6 Big South)		
S2	at Wake Forest	L, 13-53
S11	at Clemson	L, 21-58
S18	at The Citadel	L, 14-26
S25	NORTH GREENVILLE	L, 17-34
O2	at VMI *	L, 13-24
O16	COASTAL CAROLINA *	L, 7-35
O23	at Gardner-Webb *	W, 26-24 ^
O30	#12 LIBERTY *	L, 24-34
N6	STONY BROOK *	L, 7-37
N13	at Charleston Southern *	L, 39-42
N20	DAVIDSON	W, 42-6 ^

STONY BROOK (6-5, 5-1 Big South)		
S4	at South Florida	L, 14-59
S11	AMERICAN INTERNATIONAL	W, 31-14
S18	at Brown (2OT)	L, 30-33
S25	#9 MASSACHUSETTS	L, 21-26
O9	VMI *	W, 27-9
O16	at Lafayette	L, 21-28
O23	at Coastal Carolina *	W, 38-28
O30	CHARLESTON SOUTHERN *	W, 41-21
N6	at Presbyterian *	W, 37-7
N13	GARDNER-WEBB *	W, 55-3
N20	at #18 Liberty *	L, 28-54

VMI (3-8, 2-4 Big South)		
S4	LOCK HAVEN	W, 48-6
S11	at #11 William & Mary	L, 0-45
S25	at Virginia	L, 7-48
O2	PRESBYTERIAN *	W, 24-13
O9	at Stony Brook *	L, 9-27
O16	#19 LIBERTY *	L, 7-41
O23	at Charleston Southern *	W, 34-16
O30	at Army	L, 7-29
N6	COASTAL CAROLINA *	L, 3-31
N13	at Old Dominion	L, 28-45
N20	at Gardner-Webb *	L, 7-10



Team	BIG SOUTH					OVERALL					Home	Road	Streak
	W	L	PCT	PF	PA	W	L	PCT	PF	PA			
x-Stony Brook	6	0	1.000	293	128	9	4	.692	494	303	6-1	3-3	L1
Liberty	5	1	.833	231	138	7	4	.636	395	242	5-1	2-3	L1
Coastal Carolina	3	3	.500	145	187	7	4	.636	271	307	4-1	3-3	W3
Presbyterian **	3	3	.500	163	118	4	7	.364	276	346	4-1	0-6	W2
VMI	2	4	.333	113	192	2	9	.182	187	351	2-3	0-6	W1
Gardner-Webb	2	3	.333	109	201	4	7	.364	199	350	3-2	1-5	L2
Charleston Southern	0	6	.000	123	213	0	11	.000	186	440	0-5	0-6	L12

x - Big South regular-season champion and FCS Playoff automatic qualifier

** - Presbyterian College was not eligible for the Big South football championship due to its Division I transition




Stony Brook - 2011 Big South Champions



Offensive Player of the Year
Miguel Maysonet, RB
Stony Brook



Defensive Player of the Year
Justin Bethel, DB
Presbyterian College



Coach of the Year
Chuck Priore
Stony Brook



Freshman of the Year
Donelle Williams, LB
Presbyterian College



Scholar-Athlete of the Year
Marcus Lott, S
Coastal Carolina

CHARLESTON SOUTHERN (0-11, 0-6 Big South)

S3	at UCF	L, 0-62
S10	at Florida State (#4/5)	L, 10-62
S17	at Jacksonville	L, 30-37
S24	NORFOLK STATE	L, 3-33
O1	WESLEY COLLEGE	L, 20-32
O15	at VMI *	L, 17-21
O22	LIBERTY *	L, 16-38
O29	at Gardner-Webb *	L, 7-14
N5	STONY BROOK *	L, 31-50
N12	COASTAL CAROLINA *	L, 38-45
N19	at Presbyterian *	L, 14-45

COASTAL CAROLINA (7-4, 3-3 Big South)

S3	FURMAN	W, 30-23
S10	CATAWBA	W, 20-3
S17	at Georgia	L, 0-59
S24	at North Carolina A&T	W, 31-14
O8	VMI *	W, 34-10
O15	at Liberty *	L, 27-63
O22	GARDNER-WEBB *	L, 24-26
O29	at Stony Brook *	L, 0-42
N5	PRESBYTERIAN *	W, 15-8
N12	at Charleston Southern *	W, 45-38
N19	at Western Carolina	W, 45-21

GARDNER-WEBB (4-7, 2-4 Big South)

S3	BREVARD	W, 34-17
S10	at Ohio	L, 3-30
S17	at Wake Forest	L, 5-48
O1	at Samford	L, 14-41
O8	LIBERTY *	L, 3-35
O15	at Presbyterian *	L, 14-28
O22	at Coastal Carolina *	W, 26-24
O29	CHARLESTON SOUTHERN *	W, 14-7
N3	VIRGINIA STATE	W, 34-13
N12	STONY BROOK *	L, 28-76
N19	at VMI *	L, 24-31

LIBERTY (7-4, 5-1 Big South)

S3	at North Carolina State	L, 21-43
S10	ROBERT MORRIS	W, 38-7
S17	#13/14 JAMES MADISON	L, 24-27
S24	at #15/16 Lehigh	L, 24-27
O1	KENTUCKY WESLEYAN	W, 57-0
O8	at Gardner-Webb *	W, 35-3
O15	#20 COASTAL CAROLINA *	W, 63-27
O22	at Charleston Southern *	W, 38-16
O29	PRESBYTERIAN * (2OT)	W, 27-20
N5	VMI *	W, 37-31
N19	at Stony Brook *	L, 31-41

PRESBYTERIAN COLLEGE (4-7, 3-3 Big South)

S3	#8/8 WOFFORD	L, 28-35
S10	NORTH GREENVILLE	W, 38-21
S17	at California ^	L, 12-63
S24	at Furman	L, 21-62
O8	at Stony Brook *	L, 24-42
O15	GARDNER-WEBB *	W, 28-14
O22	at #1 Georgia Southern	L, 14-48
O29	at #23 Liberty * (2OT)	L, 20-27
N5	at Coastal Carolina *	L, 8-15
N12	VMI *	W, 38-6
N19	CHARLESTON SOUTHERN *	W, 45-14

^ - at AT&T Park - San Francisco, Calif.

STONY BROOK (9-4, 6-0 Big South)

S3	at UTEP	(OT) L, 24-31
S10	at Buffalo	L, 7-35
S17	BROWN	L, 20-21
S24	LAFAYETTE	W, 37-20
O8	PRESBYTERIAN *	W, 42-24
O15	SAINT ANSELM	W, 55-6
O22	at VMI *	W, 42-14
O29	COASTAL CAROLINA *	W, 42-0
N5	at Charleston Southern *	W, 50-31
N12	at Gardner-Webb *	W, 76-28
N19	#16/16 LIBERTY *	W, 41-31
N26	ALBANY \$	W, 31-28
D3	at #1/1 Sam Houston State \$	L, 27-34

VMI (2-9, 2-4 Big South)

S3	DELAWARE STATE	L, 21-24
S10	#5/5 WILLIAM & MARY	L, 7-24
S17	at #6/9 Richmond	L, 19-34
S24	at Akron	L, 13-36
O8	at #24 Coastal Carolina *	L, 10-34
O15	CHARLESTON SOUTHERN *	W, 21-17
O22	STONY BROOK *	L, 14-42
O29	at The Citadel	L, 14-41
N5	at #22/22 Liberty *	L, 31-37
N12	at Presbyterian *	L, 6-38
N19	GARDNER-WEBB *	W, 31-24




Team	BIG SOUTH					OVERALL					Home	Road	Streak
	W	L	PCT	PF	PA	W	L	PCT	PF	PA			
xy-Coastal Carolina	5	1	.833	252	106	8	5	.615	446	369	3-2	5-3	L1
x-Liberty	5	1	.833	197	118	6	5	.545	299	244	4-2	2-3	W3
x-Stony Brook	5	1	.833	232	90	10	3	.769	460	202	7-0	3-3	L1
Charleston Southern	3	3	.500	130	161	5	6	.455	219	312	4-1	1-5	L1
Gardner-Webb	2	4	.333	147	188	3	8	.273	225	389	3-3	0-5	W1
VMI	1	5	.167	66	189	2	9	.182	133	338	2-4	0-5	L6
Presbyterian College	0	6	.000	74	246	2	9	.182	171	417	1-4	1-5	L6


x - Big South regular-season co-champions
y - Big South FCS Playoff automatic qualifier



Coastal Carolina - 2012 Big South Co-Champions




Offensive Player of the Year
Miguel Maysonet, RB
Stony Brook



Defensive Player of the Year
Quinn Backus, LB
Coastal Carolina



Coach of the Year
Joe Moglia
Coastal Carolina



Freshman of the Year
Josh Woodrum, QB
Liberty



Scholar-Athlete of the Year
Pat Kelly, WR
Liberty

CHARLESTON SOUTHERN (5-6, 3-3 Big South)

S1	at The Citadel	L, 14-49
S8	JACKSONVILLE	L, 10-31
S15	at Illinois	L, 0-44
S22	at Shorter	W, 23-20
O6	at #13/13 Stony Brook *	L, 7-49
O13	VMI *	W, 32-14
O20	PRESBYTERIAN *	W, 31-21
O27	EDWARD WATERS	W, 42-7
N3	at Liberty *	L, 12-26
N10	GARDNER-WEBB *	W, 28-10
N17	at Coastal Carolina *	L, 20-41

COASTAL CAROLINA (8-5, 5-1 Big South)

S1	NORTH CAROLINA A&T	W, 29-13
S8	at Furman (3OT)	W, 47-45
S15	#20/25 EASTERN KENTUCKY	L, 17-35
S22	at Toledo	L, 28-38
S29	at #16/17 Appalachian State	L, 14-55
O13	#11/11 STONY BROOK *	L, 21-27
O20	at VMI *	W, 34-7
O27	LIBERTY *	W, 36-12
N3	at Gardner-Webb *	W, 55-33
N10	at Presbyterian *	W, 65-7
N17	CHARLESTON SOUTHERN *	W, 41-20
N24	at #22/22 Bethune-Cookman \$	W, 24-14
D1	at #3/3 Old Dominion \$	L, 35-63

GARDNER-WEBB (3-8, 2-4 Big South)

S1	#10/13 WOFFORD	L, 7-34
S8	at Richmond	L, 8-41
S15	SAMFORD	L, 23-44
S22	at Pittsburgh	L, 10-55
O6	at Liberty *	L, 35-42
O13	MIDAMERICA NAZARENE	W, 30-28
O20	at #10/10 Stony Brook *	L, 10-41
O27	VMI *	W, 38-7
N3	COASTAL CAROLINA *	L, 33-55
N10	at Charleston Southern *	L, 10-28
N17	PRESBYTERIAN *	W, 21-15

LIBERTY (6-5, 5-1 Big South)

S1	at Wake Forest	L, 17-20
S8	#24 NORFOLK STATE	L, 24-31
S15	at #12/14 Montana	L, 14-34
S22	#13/16 LEHIGH	L, 26-28
O6	GARDNER-WEBB *	W, 42-35
O13	at Presbyterian *	W, 56-7
O20	CONCORD	W, 21-13
O27	at Coastal Carolina *	L, 12-36
N3	CHARLESTON SOUTHERN *	W, 26-12
N10	#6/8 STONY BROOK *	W, 28-14
N17	at VMI *	W, 33-14

PRESBYTERIAN COLLEGE (2-9, 0-6 Big South)

S1	BREVARD	W, 45-10
S8	at Georgia Tech	L, 3-59
S15	at Vanderbilt	L, 0-58
S22	FURMAN	L, 21-31
S29	at Davidson	W, 28-13
O6	at VMI *	L, 7-17
O13	LIBERTY *	L, 7-56
O20	at Charleston Southern *	L, 21-31
O27	#9/10 STONY BROOK *	L, 17-56
N10	COASTAL CAROLINA *	L, 7-65
N17	at Gardner-Webb *	L, 15-21

STONY BROOK (10-3, 5-1 Big South)

S1	CENTRAL CONNECTICUT STATE	W, 49-17
S8	PACE	W, 77-7
S15	at Syracuse	L, 17-28
S22	COLGATE	W, 32-31
S29	at Army	W, 23-3
O6	CHARLESTON SOUTHERN *	W, 49-7
O13	at Coastal Carolina *	W, 27-21
O20	GARDNER-WEBB *	W, 41-10
O27	at Presbyterian *	W, 56-17
N3	VMI *	W, 45-7
N10	at Liberty *	L, 14-28
N24	#14/18 VILLANOVA \$	W, 20-10
D1	at #2/2 Montana State \$	L, 10-16

VMI (2-9, 1-5 Big South)

S1	at Delaware State	L, 10-17
S8	CHOWAN	W, 24-17
S15	RICHMOND	L, 6-47
S22	at Navy	L, 3-41
O6	PRESBYTERIAN *	W, 17-7
O13	at Charleston Southern *	L, 14-32
O20	COASTAL CAROLINA *	L, 7-34
O27	at Gardner-Webb *	L, 7-38
N3	at #9/9 Stony Brook *	L, 7-45
N10	THE CITADEL	L, 24-27
N17	LIBERTY *	L, 14-33




Team	BIG SOUTH					OVERALL					Home	Road	Streak
	W	L	PCT	PF	PA	W	L	PCT	PF	PA			
xy-Coastal Carolina	4	1	.800	235	130	12	3	.800	615	457	7-0	5-3	L1
x-Liberty	4	1	.800	184	90	8	4	.667	447	211	6-1	2-3	W5
Charleston Southern	3	2	.600	107	142	10	3	.769	313	303	4-1	6-2	L2
Gardner-Webb	2	3	.400	63	116	7	5	.583	263	276	5-1	2-4	W2
Presbyterian College	1	4	.200	105	163	3	8	.273	258	358	3-3	0-5	L4
VMI	1	4	.200	113	166	2	10	.167	235	416	2-4	0-6	L2

x - Big South regular-season co-champions
y - Big South FCS Playoff automatic qualifier



Coastal Carolina - 2013 Big South Co-Champions



Offensive Player of the Year
Lorenzo Taliaferro, RB
Coastal Carolina




Defensive Player of the Year
Quinn Backus, LB
Coastal Carolina



Coach of the Year
Jamey Chadwell
Charleston Southern



**Special Teams
Player of the Year**
LaDarius Hawthorne
Coastal Carolina



Freshman of the Year
Daniel Croghan III, QB
Charleston Southern



Scholar-Athlete of the Year
Scott Hyland, LB
Liberty

CHARLESTON SOUTHERN (10-3, 3-2 Big South)

A31	at The Citadel	W, 32-29
S7	SHORTER	W, 23-15
S14	at Campbell	W, 30-10
S21	at Norfolk State	W, 20-12
S28	at Appalachian State	W, 27-24
O5	NORTH GREENVILLE	W, 28-14
O12	at VMI *	W, 25-17
O19	at Colorado	L, 10-43
O26	CHARLOTTE	W, 36-14
N2	at Presbyterian *	W, 27-16
N9	#3/5 COASTAL CAROLINA *	W, 31-26
N16	at Gardner-Webb *	L, 10-27
N23	LIBERTY *	L, 14-56

COASTAL CAROLINA (12-3, 4-1 Big South)

A31	at South Carolina State	W, 27-20
S7	FURMAN	W, 35-28
S14	at #25 Eastern Kentucky	W, 51-32
S21	HAMPTON	W, 50-17
S28	at Elon	W, 53-28
O12	GARDNER-WEBB *	W, 42-7
O19	at Liberty * (2OT)	W, 55-52
O26	VMI *	W, 66-27
N2	CHARLOTTE	W, 50-25
N9	at #16/18 Charleston Southern *	L, 26-31
N16	PRESBYTERIAN *	W, 46-13
N23	at South Carolina (#11/12)	L, 10-70
N30	#12/12 BETHUNE-COOKMAN \$	W, 48-24
D7	at #4/5 Montana \$	W, 42-35
D14	at #1/1 North Dakota State \$	L, 14-48

GARDNER-WEBB (7-5, 2-3 Big South)

A31	FURMAN	W, 28-21
S7	at Marshall	L, 0-55
S14	#11/15 RICHMOND	W, 12-10
S21	at #8/10 Wofford	W, 3-0
S28	POINT	W, 55-7
O5	at Charlotte	L, 51-53
O12	at #6/8 Coastal Carolina *	L, 7-42
O26	LIBERTY *	L, 0-24
N2	WARNER	W, 51-14
N9	at VMI *	L, 9-27
N16	#12/13 CHARLESTON SOUTHERN *	W, 27-10
N23	at Presbyterian *	W, 20-13

LIBERTY (8-4, 4-1 Big South)

A29	at Kent State	L, 10-17
S7	MONMOUTH	W, 45-15
S14	MORGAN STATE	W, 38-10
S21	at #20/23 Richmond	L, 21-30
S28	KENTUCKY WESLEYAN	W, 73-7
O5	at Old Dominion	L, 17-21
O19	#4/6 COASTAL CAROLINA * (2OT)	L, 52-55
O26	at Gardner-Webb *	W, 24-0
N2	VMI *	W, 17-7
N9	PRESBYTERIAN *	W, 35-14
N16	BREVARD	W, 59-21
N23	at #16/18 Charleston Southern *	W, 56-14

PRESBYTERIAN COLLEGE (3-8, 1-4 Big South)

A29	at Wake Forest	L, 7-31
S7	BREVARD	W, 42-24
S14	at Furman	L, 20-21
S28	CHARLOTTE	L, 21-45
O5	at #15/17 Wofford	L, 14-55
O19	VMI *	W, 49-35
O26	POINT	W, 49-19
N2	#18/24 CHARLESTON SOUTHERN *	L, 16-27
N9	at Liberty *	L, 14-35
N16	at #9/11 Coastal Carolina *	L, 13-46
N23	GARDNER-WEBB *	L, 13-20

VMI (2-10, 1-4 Big South)

A31	at #14/15 Richmond	L, 0-34
S7	GLENVILLE STATE	W, 34-27
S14	NORTH GREENVILLE	L, 24-37
S21	at Virginia	L, 0-49
S28	ROBERT MORRIS (2OT)	L, 31-37
O12	#25 CHARLESTON SOUTHERN *	L, 17-25
O19	at Presbyterian *	L, 35-49
O26	at #3/6 Coastal Carolina *	L, 27-66
N2	at Liberty *	L, 7-17
N9	GARDNER-WEBB *	W, 27-9
N16	at The Citadel	L, 10-31
N23	BUCKNELL	L, 23-35




Team	BIG SOUTH					OVERALL					Home	Road	Streak
	W	L	PCT	PF	PA	W	L	PCT	PF	PA			
xy-Liberty	4	1	.800	147	83	9	5	.643	448	373	4-2	5-3	L1
x-Coastal Carolina	4	1	.800	187	100	12	2	.857	522	274	5-1	7-1	L1
Presbyterian College	3	2	.600	74	90	6	5	.545	175	270	4-2	2-3	W1
Charleston Southern	3	2	.600	134	100	8	4	.667	361	264	5-1	3-3	L1
Monmouth	1	4	.200	88	146	6	5	.545	322	282	4-1	2-4	W1
Gardner-Webb	0	5	.000	50	161	4	8	.333	225	335	3-2	1-6	L5

x - Big South regular-season co-champions
y - Big South FCS Playoff automatic qualifier



Liberty - 2014 Big South Co-Champions



**Offensive
Player of the Year**
Alex Ross, QB
Coastal Carolina



**Defensive
Player of the Year**
Quinn Backus, LB
Coastal Carolina



**Co-Coach
of the Year**
Harold Nichols
Presbyterian College



**Co-Coach
of the Year**
Joe Moglia
Coastal Carolina



**Special Teams
Player of the Year**
John Lunsford, PK
Liberty



**Freshman
of the Year**
Mike Basile, DB
Monmouth



**Scholar-Athlete
of the Year**
Mitch Hanson, OL
Liberty

CHARLESTON SOUTHERN (8-4, 3-2 Big South)

A28	POINT	W, 61-9
S6	NEWBERRY	W, 16-10
S11	CAMPBELL	W, 34-10
S20	THE CITADEL	W, 20-18
S27	at Charlotte	(OT) W, 47-41
O11	at Vanderbilt	L, 20-21
O18	PRESBYTERIAN *	L, 3-7
O25	at #3/4 Coastal Carolina *	L, 22-43
N1	at Monmouth *	W, 27-0
N8	GARDNER-WEBB *	W, 44-14
N15	at Liberty *	W, 38-36
N22	at Georgia (#9/10)	L, 9-55

COASTAL CAROLINA (12-2, 4-1 Big South)

A30	at The Citadel	W, 31-16
S6	at North Carolina A&T	W, 31-30
S13	SOUTH CAROLINA STATE	W, 30-3
S20	at Florida A&M	W, 48-3
S27	ELON	W, 31-3
O4	at Furman	(2OT) W, 37-31
O11	at Presbyterian *	W, 40-28
O25	CHARLESTON SOUTHERN *	W, 43-22
N1	at Gardner-Webb *	W, 38-14
N8	at Charlotte	W, 59-34
N15	MONMOUTH *	W, 52-21
N22	LIBERTY *	L, 14-15
D6	#16/18 RICHMOND \$	W, 36-15
D13	at #2/3 North Dakota State \$	L, 32-39

GARDNER-WEBB (4-8, 0-5 Big South)

A30	at #18/21 Furman	L, 3-13
S6	at Wake Forest	L, 7-23
S13	VIRGINIA-LYNCHBURG	W, 34-0
S20	WOFFORD	W, 43-36
S27	at The Citadel	L, 14-37
O4	CHARLOTTE	W, 27-24
O18	at VMI	(2OT) W, 47-41
O25	at Liberty *	L, 0-34
N1	#2/3 COASTAL CAROLINA *	L, 14-38
N8	at Charleston Southern *	L, 14-44
N15	PRESBYTERIAN *	L, 7-14
N22	at Monmouth *	L, 15-31

LIBERTY (9-5, 4-1 Big South)

A30	at North Carolina (#23)	L, 29-56
S6	at Norfolk State	W, 17-0
S13	BREVARD	W, 56-31
S20	#25 BRYANT	W, 38-21
S27	at Indiana State	L, 19-38
O4	#20/21 RICHMOND	(2OT) L, 39-46
O11	at Appalachian State	(OT) W, 55-48
O25	GARDNER-WEBB *	W, 34-0
N1	at Presbyterian *	W, 28-7
N8	MONMOUTH *	W, 34-24
N15	CHARLESTON SOUTHERN *	L, 36-38
N22	at #1/2 Coastal Carolina *	W, 15-14
N29	at #15/15 James Madison \$	W, 26-21
D6	at #5/5 Villanova \$	L, 22-29

MONMOUTH (6-5, 1-4 Big South)

A30	DELAWARE STATE	W, 52-21
S13	WAGNER	W, 21-16
S20	at Duquesne	L, 21-30
S27	at Lehigh	W, 28-21
O4	at Robert Morris	W, 51-20
O11	COLUMBIA	W, 61-28
O25	at Presbyterian *	L, 12-18
N1	CHARLESTON SOUTHERN *	L, 0-27
N8	at Liberty *	L, 24-34
N15	at #1/2 Coastal Carolina *	L, 21-52
N22	GARDNER-WEBB *	W, 31-15

PRESBYTERIAN COLLEGE (6-5, 3-2 Big South)

A28	at Northern Illinois	L, 3-55
S6	BLUEFIELD	W, 69-14
S13	#12/12 FURMAN	W, 10-7
S20	at North Carolina State	L, 0-42
O4	WESTERN CAROLINA	W, 19-14
O11	#3/3 COASTAL CAROLINA *	L, 28-40
O18	at #22/23 Charleston Southern *	W, 7-3
O25	MONMOUTH *	W, 18-12
N1	LIBERTY *	L, 7-28
N8	at Mississippi	L, 0-48
N15	at Gardner-Webb *	W, 14-7



Team	BIG SOUTH					OVERALL					Home	Road	Streak
	W	L	PCT	PF	PA	W	L	PCT	PF	PA			
xy-Charleston Southern	6	0	1.000	173	76	10	3	.769	368	282	6-0	4-3	L1
Coastal Carolina	4	2	.667	184	107	9	3	.750	421	241	6-1	3-2	L2
Monmouth	3	3	.500	107	125	5	6	.455	226	277	3-2	2-4	W2
Liberty	3	3	.500	151	154	6	5	.545	285	296	5-0	1-5	W1
Kennesaw State	2	4	.333	103	152	6	5	.545	318	233	5-1	1-4	L3
Gardner-Webb	2	4	.333	64	145	4	7	.364	141	227	3-3	1-4	L1
Presbyterian College	1	5	.167	77	96	2	9	.182	138	223	2-3	0-6	W1

x - Big South regular-season champion
y - Big South FCS Playoff automatic qualifier



Charleston Southern - 2015 Big South Champions



Offensive Player of the Year
DeAngelo Henderson, RB
Coastal Carolina



Defensive Player of the Year
Chima Uzowihe, DE
Liberty



Coach of the Year
Jamey Chadwell
Charleston Southern



**Special Teams
Player of the Year**
Devin Brown
Coastal Carolina



Freshman of the Year
Solomon Brown, LB
Charleston Southern



Scholar-Athlete of the Year
Alex Ross, QB
Coastal Carolina

CHARLESTON SOUTHERN (10-3, 6-0 Big South)

S3	NORTH GREENVILLE	W, 41-14
S12	at Troy	L, 16-44
S17	EAST TENNESSEE STATE	W, 47-7
S26	at The Citadel	W, 33-20
O10	MONMOUTH *	W, 37-7
O17	at Presbyterian *	W, 10-7
O24	at Gardner-Webb *	W, 34-0
O31	#1/2 COASTAL CAROLINA *	W, 33-25
N7	at Kennesaw State *	W, 28-14
N14	LIBERTY *	W, 31-24
N21	at Alabama (#2/3/3)	L, 6-56
D5	#18/18 THE CITADEL \$	W, 14-6
D11	at #1/1 Jacksonville State \$	L, 38-58

COASTAL CAROLINA (9-3, 4-2 Big South)

S5	at Furman	W, 38-35
S12	at South Carolina State	W, 41-14
S19	WESTERN ILLINOIS	W, 34-27
S26	BRYANT	W, 31-17
O3	ALABAMA A&M	W, 55-0
O10	PRESBYTERIAN *	W, 24-17
O24	at Monmouth *	W, 23-20
O31	at #19/24 Charleston Southern *	L, 25-33
N7	GARDNER-WEBB *	W, 46-0
N14	KENNESAW STATE *	W, 45-13
N19	at Liberty *	L, 21-24
N28	#18/18 THE CITADEL \$	L, 38-41

GARDNER-WEBB (4-7, 2-4 Big South)

S5	at South Alabama	L, 23-33
S12	ELON	(3OT) L, 13-21
S19	VIRGINIA UNION	W, 13-9
S26	at Wofford	L, 0-16
O10	#15/15 LIBERTY *	W, 34-20
O17	at Kennesaw State *	L, 7-12
O24	#20 CHARLESTON SOUTHERN *	L, 0-34
O31	at Presbyterian *	W, 14-10
N7	at #8/8 Coastal Carolina *	L, 0-46
N14	EAST TENNESSEE STATE	W, 28-3
N21	MONMOUTH *	L, 9-23

KENNESAW STATE (6-5, 2-4 Big South)

S3	at East Tennessee State	W, 56-16
S12	EDWARD WATERS	W, 58-7
S19	SHORTER	W, 18-10
S26	at Dayton	L, 27-31
O10	POINT	W, 56-17
O17	GARDNER-WEBB *	W, 12-7
O24	at Liberty *	L, 35-45
O31	MONMOUTH *	W, 23-13
N7	#13/15 CHARLESTON SO. *	L, 14-28
N14	at #4/4 Coastal Carolina *	L, 13-45
N21	at Presbyterian *	L, 6-14

LIBERTY (6-5, 3-3 Big South)

S5	DELAWARE STATE	W, 32-13
S12	at West Virginia	L, 17-41
S19	#7/8 MONTANA	W, 31-21
S26	at Southern Illinois	L, 13-34
O3	at Georgia State	W, 41-33
O10	at Gardner-Webb *	L, 20-34
O17	at Monmouth *	(OT) L, 17-20
O24	KENNESAW STATE *	W, 45-35
N7	PRESBYTERIAN *	W, 21-13
N14	at #8/11 Charleston Southern *	L, 24-31
N19	#4/4 COASTAL CAROLINA *	W, 24-21

MONMOUTH (5-6, 3-3 Big South)

S5	HOLY CROSS	L, 19-27
S12	at Central Michigan	L, 10-31
S19	at Wagner	W, 31-16
S26	at #16/16 Fordham	L, 31-54
O3	BRYANT	W, 31-24
O10	at Charleston Southern *	L, 7-37
O17	#22/22 LIBERTY *	(OT) W, 20-17
O24	#1/2 COASTAL CAROLINA *	L, 20-23
O31	at Kennesaw State	L, 13-23
N14	PRESBYTERIAN *	W, 21-16
N21	at Gardner-Webb *	W, 23-9

PRESBYTERIAN (2-9, 1-5 Big South)

S5	at Miami (Ohio)	L, 7-26
S12	at Charlotte	L, 10-34
S19	CAMPBELL	W, 23-13
S26	#8/9 CHATTANOOGA	L, 0-21
O3	at Western Carolina	L, 21-33
O10	at #1/2 Coastal Carolina *	L, 17-24
O17	#23 CHARLESTON SOUTHERN *	L, 7-10
O31	GARDNER-WEBB *	L, 10-14
N7	at Liberty *	L, 13-21
N14	at Monmouth *	L, 16-21
N21	KENNESAW STATE *	W, 14-6



Team	BIG SOUTH					OVERALL					Home	Road	Streak
	W	L	PCT	PF	PA	W	L	PCT	PF	PA			
xy-Charleston Southern	4	1	.800	159	60	7	4	.636	363	251	4-1	3-3	L1
x-Liberty	4	1	.800	153	117	6	5	.545	302	286	4-2	2-3	L2
Kennesaw State	3	2	.600	169	130	8	3	.727	428	239	4-2	4-1	L1
Gardner-Webb	3	2	.600	134	116	5	6	.455	276	251	3-3	2-3	W2
Presbyterian College	1	4	.200	33	136	2	9	.182	98	340	1-3	1-6	L5
Monmouth	0	5	.000	98	187	4	7	.364	280	361	1-2	3-5	L5

x - Big South regular-season co-champion
y - Big South FCS Playoff automatic qualifier



Charleston Southern - 2016 Big South Co-Champs



Offensive Player of the Year
Tyrell Maxwell, QB
Gardner-Webb



Defensive Player of the Year
Anthony Ellis, DL
Charleston Southern



Coach of the Year
Jamey Chadwell
Charleston Southern



**Special Teams
Player of the Year**
Darius Hammond
Charleston Southern



Freshman of the Year
Jaylan Foster, DB
Gardner-Webb



Scholar-Athlete of the Year
Lucas Holder, OL
Liberty

CHARLESTON SOUTHERN (7-4, 4-1 Big South)

A27	at #1/1 North Dakota State	(OT) L, 17-24
S3	KENTUCKY STATE	W, 57-7
S10	at Florida State (#3/3)	L, 8-52
S24	at Monmouth *	W, 35-7
O1	at #14 Coastal Carolina	(2OT) W, 59-58
O22	PRESBYTERIAN *	W, 38-3
O29	BUCKNELL	W, 49-28
N5	GARDNER-WEBB *	L, 10-17
N12	at #24/25 Liberty *	W, 48-26
N19	#22 KENNESAW STATE *	W, 28-7
N26	at #19/19 Wofford \$	L, 14-15

GARDNER-WEBB (5-6, 3-2 Big South)

S3	at Elon	W, 31-6
S10	at Western Carolina	L, 14-44
S17	#15/15 THE CITADEL	L, 24-31
S24	at Ohio	L, 21-37
O1	BENEDICT	W, 45-0
O8	PRESBYTERIAN *	W, 24-3
O15	#16 COASTAL CAROLINA	L, 7-17
O22	KENNESAW STATE *	L, 39-47
O29	at Liberty *	(OT) L, 20-23
N5	at #8/9 Charleston Southern *	W, 17-10
N19	MONMOUTH *	(OT) W, 34-33

KENNESAW STATE (8-3, 3-2 Big South)

S3	EAST TENNESSEE STATE	(2OT) L, 17-20
S10	POINT	W, 49-3
S24	at Duquesne	W, 36-28
O1	at Furman	W, 52-42
O8	MISSOURI S&T	W, 49-16
O15	LIBERTY *	L, 21-36
O22	at Gardner-Webb *	W, 47-39
O29	at Monmouth *	W, 49-17
N5	CLARK ATLANTA	W, 56-0
N12	PRESBYTERIAN *	W, 45-10
N19	at #13/14 Charleston Southern *	L, 7-28

LIBERTY (6-5, 4-1 Big South)

S3	at Virginia Tech	L, 13-36
S10	JACKSONVILLE	W, 55-7
S17	at SMU	L, 14-29
S24	#3/4 JACKSONVILLE STATE	L, 19-48
O1	ROBERT MORRIS	W, 41-7
O15	at Kennesaw State *	W, 36-21
O22	MONMOUTH *	W, 52-28
O29	GARDNER-WEBB *	(OT) W, 23-20
N5	at Presbyterian *	W, 16-0
N12	#14/14 CHARLESTON SOUTHERN *L,	26-48
N17	at #16 Coastal Carolina	L, 7-42

MONMOUTH (4-7, 0-5 Big South)

S3	at Lehigh	W, 23-21
S10	at Delaware State	W, 34-20
S17	at Kent State	L, 7-27
S24	#11/12 CHARLESTON SOUTHERN *L,	7-35
O1	FORDHAM	(OT) W, 42-41
O8	at Howard	W, 59-27
O13	at Presbyterian *	L, 13-17
O22	at Liberty *	L, 28-52
O29	KENNESAW STATE *	L, 17-49
N5	at #18 Coastal Carolina	L, 17-38
N19	at Gardner-Webb *	(OT) L, 33-34

PRESBYTERIAN (2-9, 1-4 Big South)

S1	at Central Michigan	L, 3-49
S10	at #6/6 Chattanooga	L, 0-34
S17	at Campbell	W, 31-14
S24	FLORIDA TECH	L, 7-28
O8	at Gardner-Webb *	L, 3-24
O13	MONMOUTH *	W, 17-13
O22	at #9/9 Charleston Southern *	L, 3-38
O29	#18 Coastal Carolina	L, 17-48
N5	LIBERTY *	L, 0-16
N12	at Kennesaw State *	L, 10-45
N19	at South Alabama	L, 7-31



BIG SOUTH FCS DIVISION I NON-CONFERENCE OPPONENT HISTORY (2017 OPPONENTS IN BOLD CAPS)

FCS OPPONENT	FCS CONFERENCE	RECORD	SERIES BREAKDOWN
Alabama A&M	Mid-Eastern Athletic	1-0	Coastal Carolina (1-0)
ALBANY	Northeast	1-0	Stony Brook (1-0)
Appalachian State	Southern	1-7	Liberty (0-1), Coastal Carolina (0-3), Gardner-Webb (0-2), Presbyterian (0-1), Charleston Southern (1-0)
Austin Peay	Pioneer/Ohio Valley	3-0	VMI (1-0), Gardner-Webb (2-0)
Bethune-Cookman	Mid-Eastern Athletic	2-0	Coastal Carolina (2-0)
Brown	Ivy	1-3	Stony Brook (1-3)
Bryant	Northeast	3-0	Coastal Carolina (1-0), Liberty (1-0), Monmouth (1-0)
BUCKNELL	Patriot	1-1	VMI (0-1), Charleston Southern (1-0)
CAMPBELL	Pioneer	4-0	Charleston Southern (2-0), PRESBYTERIAN (2-0)
Central Connecticut State	Northeast	1-0	Stony Brook (1-0)
Charlotte	FCS Independent	5-2	Charleston Southern (2-0), Coastal Carolina (2-0), Gardner-Webb (1-1), Presbyterian (0-1)
Chattanooga	Southern	3-4	Gardner-Webb (2-0), Liberty (1-1), Presbyterian (0-3)
Colgate	Patriot	2-2	Stony Brook (2-1), Coastal Carolina (0-1)
Columbia	Ivy	1-0	Monmouth (1-0)
Davidson	Pioneer	6-1	Coastal Carolina (2-0), VMI (3-0), Presbyterian (1-1)
Dayton	Pioneer	0-1	Kennesaw State (0-1)
Delaware State	Mid-Eastern Athletic	5-3	Coastal Carolina (2-1), Liberty (1-0), Monmouth (2-0), VMI (0-2)
DUQUESNE	Northeast	1-1	Monmouth (0-1), Kennesaw State (1-0)
East Tennessee State	Southern/Independent	4-3	Charleston Southern (1-0), Gardner-Webb (2-0), Elon (0-1), Kennesaw State (1-1), Liberty (0-1)
Eastern Kentucky	Ohio Valley	1-2	Liberty (0-1), Coastal Carolina (1-1)
ELON	Southern/Colonial	6-6	Liberty (2-1), Gardner-Webb (1-1), Coastal Carolina (3-1), Stony Brook (0-1), Presbyterian (0-2)
Florida A&M	Mid-Eastern Athletic	1-0	Coastal Carolina (1-0)
Florida Atlantic	FCS Independent	0-1	Gardner-Webb (0-1)
Florida International	FCS Independent	3-0	Gardner-Webb (2-0), Elon (1-0)
Fordham	Patriot	1-1	Monmouth (1-1)
Furman	Southern	9-10	Elon (0-1), Gardner-Webb (1-4), Coastal Carolina (6-1), Presbyterian (1-4), Kennesaw State (1-0)
Georgetown	Patriot	2-1	VMI (1-1), Charleston Southern (1-0)
Georgia Southern	Southern	0-5	Gardner-Webb (0-1), Coastal Carolina (0-3), Presbyterian (0-1)
HAMPTON	Mid-Eastern Athletic	1-2	Gardner-Webb (0-2), Coastal Carolina (1-0)
Hofstra	Atlantic 10/Colonial	1-4	Elon (0-1), Liberty (1-1), Stony Brook (0-2)
HOLY CROSS	Patriot	0-1	MONMOUTH (0-1)
Howard	Mid-Eastern Athletic	1-2	Charleston Southern (0-2), Monmouth (1-0)
INDIANA STATE	Missouri Valley	0-1	LIBERTY (0-1)
Iona	FCS Independent	1-0	Stony Brook (1-0)
Jacksonville	Pioneer	6-4	Charleston Southern (2-3), Coastal Carolina (1-1), Gardner-Webb (2-0), Liberty (1-0)
JACKSONVILLE STATE	Ohio Valley	0-2	Charleston Southern (0-1), LIBERTY (0-1)
James Madison	Atlantic 10/Colonial	2-10	Charleston Southern (0-1), Liberty (1-4), VMI (0-4), Coastal Carolina (1-1)
LAFAYETTE	Patriot	2-2	Liberty (1-1), Stony Brook (1-1)
LEHIGH	Patriot	2-5	Liberty (0-3), VMI (0-2), MONMOUTH (2-0)
Maine	Colonial	0-1	Stony Brook (0-1)
Massachusetts	Colonial	0-2	Stony Brook (0-2)
Montana	Big Sky	2-1	Liberty (1-1), Coastal Carolina (1-0)
MONTANA STATE	Big Sky	0-2	Gardner-Webb (0-1), Stony Brook (0-1)
MOREHEAD STATE	Pioneer	1-1	Coastal Carolina (1-1)
Morgan State	Mid-Eastern Athletic	3-0	Gardner-Webb (2-0), Liberty (1-0)
Norfolk State	Mid-Eastern Athletic	4-4	Liberty (2-2), VMI (1-1), Charleston Southern (1-1)
NORTH CAROLINA A&T	Mid-Eastern Athletic	5-1	Elon (0-1), Coastal Carolina (5-0)
N.C. CENTRAL	FCS Reclassifying	3-0	Presbyterian (1-0), Coastal Carolina (1-0), Liberty (1-0)
North Dakota	FCS Reclassifying	0-1	Stony Brook (0-1)
North Dakota State	Missouri Valley	0-3	Coastal Carolina (0-2), Charleston Southern (0-1)
Northwestern State	Southland	0-1	Elon (0-1)
Old Dominion	FCS Ind./Colonial	0-5	Presbyterian (0-1), VMI (0-2), Gardner-Webb (0-1), Coastal Carolina (0-1)
Richmond	Atlantic 10/Colonial	2-13	VMI (0-9), Coastal Carolina (1-1), Gardner-Webb (1-1), Liberty (0-2)
Robert Morris	Northeast	5-2	VMI (2-1), Liberty (2-1), Monmouth (1-0)
SAMFORD	Southern	0-2	Gardner-Webb (0-2)
Sam Houston State	Southland	0-3	Gardner-Webb (0-2), Stony Brook (0-1)
SAVANNAH STATE	FCS Independent	15-0	CHARLESTON SOUTHERN (6-0) , Gardner-Webb (3-0), Coastal Carolina (4-0), Liberty (2-0)
SOUTH CAROLINA STATE	Mid-Eastern Athletic	5-0	Coastal Carolina (5-0)
Southern Illinois	Missouri Valley	0-1	Liberty (0-1)
Southeastern Louisiana	Southland	2-0	Gardner-Webb (2-0)
ST. FRANCIS (PA.)	Northeast	3-0	LIBERTY (2-0) , VMI (1-0)
Tennessee-Martin	Ohio Valley	1-2	Gardner-Webb (1-2)
TENNESSEE TECH	Ohio Valley	1-3	Gardner-Webb (1-2), VMI (0-1)
THE CITADEL	Southern	6-17	Charleston Southern (5-5), VMI (0-7), PRESBYTERIAN (0-2) , Coastal Carolina (1-1), Gardner-Webb (0-2)
Towson	Atlantic 10/Colonial	1-4	Liberty (0-2), Coastal Carolina (1-2)
Villanova	Colonial	1-1	Stony Brook (1-0), Liberty (0-1)

BIG SOUTH FCS DIVISION I NON-CONFERENCE OPPONENT HISTORY (2017 OPPONENTS IN BOLD CAPS)

FCS OPPONENT	FCS CONFERENCE	RECORD	SERIES BREAKDOWN
VMI	Southern	1-2	Charleston Southern (0-1), Liberty (0-1), Gardner-Webb (1-0)
Wagner	Northeast	2-0	Monmouth (2-0)
WESTERN CAROLINA	Southern	6-6	Liberty (2-1), GARDNER-WEBB (2-3) , Presbyterian (1-2), Coastal Carolina (1-0)
Western Illinois	Missouri Valley	1-1	Coastal Carolina (1-1)
William & Mary	Atlantic 10/Colonial	0-12	VMI (0-8), Liberty (0-4)
Winston-Salem State	FCS Reclassifying	2-0	Coastal Carolina (2-0)
WOFFORD	Southern	3-17	Elon (0-1), GARDNER-WEBB (2-6) , VMI (0-2), Coastal Carolina (1-0), Charleston Southern (0-5), PRESBYTERIAN (0-3)
Youngstown State	Gateway/Missouri Valley	1-3	Liberty (1-3)

Note: Opponents and conferences are since Big South football began in 2002, and are listed based on FCS membership affiliation at time of competition.

BIG SOUTH VS. RANKED FCS OPPONENTS



ALL-TIME BIG SOUTH VS. FCS NO. 1 RANKED TEAM (3-9)

DATE	GAME	SCORE	MARGIN
Sept. 10, 2005	Coastal Carolina vs. (1) James Madison	W, 31-27	(+4)
Nov. 25, 2006	(13) Coastal Carolina at (1) Appalachian State \$	L, 28-45	(-17)
Sept. 26, 2009	VMI at (1) Richmond	L, 28-38	(-10)
Oct. 22, 2011	Presbyterian at (1) Georgia Southern	L, 14-48	(-34)
Dec. 3, 2011	(22) Stony Brook at (1) Sam Houston State \$	L, 27-34	(-7)
Dec. 14, 2013	(11/11) Coastal Carolina at (1/1) North Dakota State \$	L, 14-48	(-34)
Nov. 15, 2014	Monmouth at (1) Coastal Carolina *	L, 21-52	(-31)
Nov. 22, 2014	Liberty at (1) Coastal Carolina *	W, 15-14	(+1)
Oct. 10, 2015	Presbyterian at (1/2) Coastal Carolina *	L, 17-24	(-7)
Oct. 24, 2015	Monmouth vs. (1/2) Coastal Carolina *	L, 20-23	(-3)
Oct. 31, 2015	(19/24) Charleston Southern vs. (1/2) Coastal Carolina *	W, 33-25	(+8)
Dec. 11, 2015	(7/9) Charleston Southern at (1/1) Jacksonville State \$	L, 38-58	(-20)
Aug. 27, 2016	(6/7) Charleston Southern at (1/1) North Dakota State	(OT) L, 17-24	(-7)

* - Big South Conference game

\$ - FCS Playoff game

RANKED BIG SOUTH TEAM VS. RANKED NON-CONFERENCE FCS OPPONENTS (12-14)

DATE	GAME	SCORE	MARGIN
Nov. 25, 2006	(13) Coastal Carolina at (1) Appalachian State \$	L, 28-45	(-17)
Sept. 27, 2008	(25) Liberty at (23) Youngstown State	W, 31-28	(+3)
Nov. 22, 2008	(20) Liberty vs. (12) Elon	W, 26-3	(+23)
Sept. 26, 2009	(24) Liberty vs. (6) James Madison	L, 10-24	(-14)
Sept. 25, 2010	(21) Liberty at (3) James Madison	L, 3-10	(-7)
Sept. 17, 2011	(20) Liberty vs. (13) James Madison	L, 24-27	(-3)
Sept. 24, 2011	(23) Liberty at (15) Lehigh	L, 24-27	(-3)
Dec. 3, 2011	(22) Stony Brook at (1) Sam Houston State \$	L, 27-34	(-7)
Nov. 24, 2012	(10/11) Stony Brook vs. (14/18) Villanova \$	W, 20-10	(+10)
Dec. 1, 2012	(10/11) Stony Brook at (2/2) Montana State \$	L, 10-16	(-6)
Sept. 14, 2013	(21/21) Coastal Carolina at (25) Eastern Kentucky	W, 51-32	(+19)
Nov. 30, 2013	(11/11) Coastal Carolina vs. (12/12) Bethune-Cookman \$	W, 48-24	(+24)
Dec. 7, 2013	(11/11) Coastal Carolina at (4/5) Montana \$	W, 42-35	(+7)
Dec. 14, 2013	(11/11) Coastal Carolina at (1/1) North Dakota State \$	L, 14-48	(-34)
Sept. 20, 2014	(24) Liberty vs. (25) Bryant	W, 38-21	(+17)
Nov. 29, 2014	(20/23) Liberty at (15/15) James Madison \$	W, 26-21	(+5)
Dec. 6, 2014	(6/6) Coastal Carolina vs. (16/18) Richmond \$	W, 36-15	(+21)
Dec. 6, 2014	(20/23) Liberty at (5/5) Villanova \$	L, 22-29	(-7)
Dec. 13, 2014	(6/6) Coastal Carolina at (2/3) North Dakota State \$	L, 32-39	(-7)
Sept. 19, 2015	(14/15) Liberty vs. (7/8) Montana	W, 31-21	(+10)
Nov. 28, 2015	(9/10) Coastal Carolina vs. (18/18) The Citadel \$	L, 38-41	(-3)
Dec. 5, 2015	(7/9) Charleston Southern vs. (18/18) The Citadel \$	W, 14-6	(+8)
Dec. 11, 2015	(7/9) Charleston Southern at (1/1) Jacksonville State \$	L, 38-58	(-20)
Aug. 27, 2016	(6/7) Charleston Southern at (1/1) North Dakota State	(OT) L, 17-24	(-7)
Oct. 1, 2016	(8/10) Charleston Southern at (14) Coastal Carolina	(2OT) W, 59-58	(+1)
Nov. 26, 2016	(10/10) Charleston Southern at (19/19) Wofford \$	L, 14-15	(-1)

6-5 in regular-season

\$ - FCS Playoff game

The Big South Conference made its first appearance in the FCS Playoffs in 2006 when Coastal Carolina received an at-large bid into the 16-team field. The league secured an automatic bid starting in 2010, and has enjoyed great success since -- including three consecutive trips to the Quarterfinals from 2013-15. The Big South has received multiple bids three times in the seven years as an AQ conference, has earned two national seeds and associated byes, and has advanced in the postseason seven times in its 11 total appearances. The conference enters the 2017 campaign with an 8-11 all-time record in the postseason. Below is a look at the league's all-time year-by-year playoff history:

2006 - COASTAL CAROLINA (At-Large)

Nov. 25 at (1) Appalachian State L, 28-45 1st Round

2010 - COASTAL CAROLINA (Automatic Qualifier)

Nov. 27 (21) WESTERN ILLINOIS L, 10-17 1st Round

2011 - STONY BROOK (Automatic Qualifier)

Nov. 26 ALBANY W, 31-28 1st Round
Dec. 3 at (1) Sam Houston State L, 27-34 2nd Round

2012 - COASTAL CAROLINA (Automatic Qualifier)

Nov. 24 at (22) Bethune-Cookman W, 24-14 1st Round
Dec. 1 at (3) Old Dominion L, 35-63 2nd Round

STONY BROOK (At-Large)

Nov. 24 (14/18) VILLANOVA W, 20-10 1st Round
Dec. 1 at (2) Montana State L, 10-18 2nd Round

2013 - COASTAL CAROLINA (Automatic Qualifier)

Nov. 30 (12) BETHUNE-COOKMAN W, 48-24 1st Round
Dec. 7 at (4/5) Montana W, 42-35 2nd Round
Dec. 14 at (1) North Dakota State L, 14-48 Quarterfinals

2014 - LIBERTY (Automatic Qualifier)

Nov. 29 at (15) James Madison W, 26-21 1st Round
Dec. 6 at (5) Villanova L, 22-29 2nd Round

COASTAL CAROLINA (At-Large - #7 National Seed)

Dec. 6 (16/18) RICHMOND W, 36-15 2nd Round
Dec. 13 at (2/3) North Dakota State L, 32-39 Quarterfinals

2015 - CHARLESTON SOUTHERN (Automatic Qualifier - #8 National Seed)

Dec. 5 (18/18) THE CITADEL W, 14-6 2nd Round
Dec. 11 at (1/1) Jacksonville State L, 38-58 Quarterfinals

COASTAL CAROLINA (At-Large)

Nov. 28 (18/18) THE CITADEL L, 38-41 1st Round

2016 - CHARLESTON SOUTHERN (Automatic Qualifier)

Nov. 26 at (19/19) Wofford L, 14-15 1st Round

SCHOOL	APPEARANCES	YEARS	AQ	AL	W-L	H	A	BEST FINISH
Coastal Carolina	6	2006-10-12-13-14-15	3	3	4-6	2-2	2-4	Quarterfinals (twice)
Stony Brook	2	2011-12	1	1	2-2	2-0	0-2	2nd Round (twice)
Charleston Southern	2	2015-16	2	--	1-2	1-0	0-2	Quarterfinals
Liberty	1	2014	1	--	1-1	--	1-1	2nd Round
BIG SOUTH TOTAL	11		7	4	8-11	5-2	3-9	QUARTERFINALS (three times)



Nov. 25, 2006
#13 COASTAL CAROLINA at #1 APPALACHIAN STATE
NCAA Division I Playoffs - First Round
Kidd Brewer Stadium - Boone, N.C.
Attendance: 16,223

Score by Quarters	1	2	3	4	Score
Coastal Carolina	0	0	13	15	28
Appalachian State	17	14	7	7	45

Scoring Summary

1st Quarter		CCU-ASU	
12:36	ASU	Caldwell 13-yd pass from Edwards (Rauch kick)	0-7 7-80, 2:17 TOP
7:26	ASU	Rauch 33-yd field goal	0-10 9-48, 2:56 TOP
4:42	ASU	Wilson 29-yd pass from Edwards (Rauch kick)	0-17 3-43, 1:19 TOP

2nd Quarter

12:24	ASU	Richardson 6-yd run (Rauch kick)	0-24 10-68, 4:04 TOP
0:15	ASU	Courman 36-yd pass from Edwards (Rauch kick)	0-31 5-66, 0:41 TOP

3rd Quarter

11:50	CCU	Thigpen 1-yd run (Hoke kick)	7-31 8-82, 2:58 TOP
4:52	CCU	Simpson 14-yd pass from Thigpen (Thigpen pass failed)	13-31 7-77, 2:19 TOP
1:27	ASU	Edwards 15-yd run (Rauch kick)	13-38 8-70, 3:11 TOP

4th Quarter

12:28	CCU	Parks 9-yd pass from Thigpen (Hoke kick)	20-38 11-80, 3:49 TOP
1:12	ASU	Edwards 1-yd run (Rauch kick)	20-45 9-66, 5:23 TOP
0:20	CCU	Simpson 36-yd pass from Thigpen (Perkins rush)	28-45 5-71, 0:41 TOP



Nov. 27, 2010
#21 WESTERN ILLINOIS at COASTAL CAROLINA
FCS Playoffs - First Round
Brooks Stadium - Conway, S.C.
Attendance: 4,556

Score by Quarters	1	2	3	4	Score
Western Illinois	0	10	0	7	17
Coastal Carolina	0	0	7	3	10

Scoring Summary

2nd Quarter		WIU-CCU	
12:55	WIU	Barr 1-yd run (Smith kick)	7-0 5-92, 1:42 TOP
9:00	WIU	Smith 38-yd field goal	10-0 8-59, 3:08 TOP

3rd Quarter

4:36	CCU	Davenport 17-yd interception return (Durham kick)	10-7
------	-----	---------------------------------------------------	------

4th Quarter

4:38	CCU	Durham 34-yd field goal	10-10 10-60, 5:16 TOP
------	-----	-------------------------	--------------------------

1:50	WIU	Barr 5-yd run (Smith kick)	17-10 9-81, 2:44 TOP
------	-----	----------------------------	-------------------------



Nov. 26, 2011
ALBANY at #24 STONY BROOK
FCS Playoffs - First Round
LaValle Stadium - Stony Brook, N.Y.
Attendance: 8,286

Score by Quarters	1	2	3	4	Score
Albany	7	14	7	0	28
Stony Brook	0	10	14	7	31

Scoring Summary

1st Quarter		UA-SBU	
0:20	UA	Smith 1-yd run (Glass kick)	7-0 10-69, 3:38 TOP

2nd Quarter

14:47	UA	Parker 21-yd blocked punt return (Glass kick)	14-0 11-38, 5:43 TOP
9:04	SBU	Skiffington 39-yd field goal	14-3 5-50, 1:48 TOP
5:44	SBU	Brevi 11-yd pass from Essington (Skiffington kick)	14-10 5-50, 1:48 TOP
0:11	UA	King 44-yd pass from Di Lella (Glass kick)	21-10 4-78, 0:28 TOP

3rd Quarter

13:25	UA	Kirchner 43-yd pass from Smith (Glass kick)	28-10 4-75, 1:28 TOP
4:10	SBU	Jackolski 6-yd run (Skiffington kick)	28-17 11-80, 5:41 TOP
1:16	SBU	Jackolski 55-yd pass from Essington (Skiffington kick)	28-24 2-53, 0:49 TOP

4th Quarter

12:40	SBU	Jackolski 11-yd run (Skiffington kick)	28-31 6-80, 2:36 TOP
-------	-----	----------------------------------------	-------------------------





Dec. 3, 2011
#22 STONY BROOK at #1 SAM HOUSTON STATE
FCS Playoffs - Second Round
Bowers Stadium - Huntsville, Texas
Attendance: 8,161

Score by Quarters	1	2	3	4	Score
Stony Brook	0	10	0	17	27
Sam Houston State	3	0	14	17	34

Scoring Summary

1st Quarter	SBU-SHSU
4:17 SHSU Alaniz 28-yd field goal	0-3
	7-13, 3:04 TOP

2nd Quarter

8:52 SBU Brevi 37-yd pass from Essington (Skiffington kick)	7-3
	3-63, 1:20 TOP
4:23 SBU Skiffington 32-yd field goal	10-3
	5-64, 1:25 TOP

3rd Quarter

7:25 SHSU Sincere 5-yd pass from Bell (Alaniz kick)	10-10
	5-42, 2:30 TOP
2:15 SHSU Bell 5-yd run (Alaniz kick)	10-17
	8-57, 3:44 TOP

4th Quarter

14:57 SBU Skiffington 21-yd field goal	13-17
	7-82, 2:11 TOP
10:37 SHSU Alaniz 31-yd field goal	13-20
	7-57, 4:12 TOP
8:56 SBU Norrell 3-yd pass from Essington (Skiffington kick)	20-20
	8-79, 1:35 TOP
8:45 SHSU Diller 80-yd pass from Bell (Alaniz kick)	20-27
	1-80, 0:11 TOP
6:37 SBU Jackolski 2-yd run (Skiffington kick)	27-27
	6-73, 2:02 TOP
1:01 SHSU Flanders 7-yd run (Alaniz kick)	27-34
	10-83, 5:32 TOP



Nov. 24, 2012
COASTAL CAROLINA at #22 BETHUNE-COOKMAN
FCS Playoffs - First Round
Municipal Stadium - Daytona Beach, Fla.
Attendance: 5,465

Score by Quarters	1	2	3	4	Score
Coastal Carolina	0	17	0	7	24
Bethune-Cookman	0	0	0	14	14

Scoring Summary

2nd Quarter	CCU-BCU
13:50 CCU Whitener 14-yd run (Catron kick)	7-0
	6-75, 2:07 TOP
7:23 CCU Hazel 3-yd pass from Hillary (Catron kick)	14-0
	9-58, 3:49 TOP
3:05 CCU Catron 35-yd field goal	17-0
	5-25, 2:41 TOP

4th Quarter

10:26 CCU Houston 68-yd interception return (Catron kick)	24-0
6:44 BCU Blackwell 74-yd pass from Williams (Stroud pass from Williams)2-77, 0:49 TOP	24-8
1:22 BCU Jackson 10-yd run (Williams pass failed)	24-14
	6-80, 1:34 TOP



Nov. 24, 2012
#14/18 VILLANOVA at #10/11 STONY BROOK
FCS Playoffs - First Round
LaValle Stadium - Stony Brook, N.Y.
Attendance: 4,905

Score by Quarters	1	2	3	4	Score
Villanova	0	0	3	7	10
Stony Brook	0	14	3	3	20

Scoring Summary

2nd Quarter	VU-SBU
14:17 SBU Maysonet 1-yd run (Skiffington kick)	0-7
	21-98, 12:43 TOP
3:13 SBU Maysonet 14-yd run (Skiffington kick)	0-14
	4-85, 1:54 TOP

3rd Quarter

7:59 VU Hamilton 41-yd field goal	3-14
	6-33, 2:18 TOP
2:23 SBU Skiffington 37-yd field goal	3-17
	9-58, 5:30 TOP

4th Quarter

13:33 SBU Skiffington 29-yd field goal	3-20
	7-13, 3:50 TOP
6:57 VU Robertson 21-yd run (Hamilton kick)	10-20
	10-72, 3:34 TOP





Dec. 1, 2012
COASTAL CAROLINA at #3 OLD DOMINION
FCS Playoffs - Second Round
S.B. Ballard Stadium - Norfolk, Va.
Attendance: 20,068

Score by Quarters	1	2	3	4	Score
Coastal Carolina	7	14	14	0	35
Old Dominion	14	14	14	21	63

Scoring Summary

1st Quarter		CCU-ODU	
11:48	CCU	Hillary 3-yd run	7-0
		(Catron kick)	7-71, 3:12 TOP
8:16	ODU	Roberts 2-yd pass from Heinicke	7-7
		(Brown kick)	9-56, 3:25 TOP
1:01	ODU	Heinicke 7-yd run	7-14
		(Brown kick)	14-92, 5:07 TOP

2nd Quarter

12:22	ODU	Heinicke 8-yd run	7-21
		(Brown kick)	8-48, 2:31 TOP
9:39	CCU	Hazel 14-yd pass from Hillary	14-21
		(Catron kick)	9-81, 2:38 TOP
4:34	CCU	Hazel 1-yd pass from Hillary	21-21
		(Catron kick)	10-80, 4:06 TOP
3:29	ODU	Roberts 35-yd pass from Heinicke	21-28
		(Brown kick)	3-66, 0:57 TOP

3rd Quarter

12:39	ODU	Pinkard 50-yd pass from Heinicke	21-35
		(Brown kick)	6-69, 2:21 TOP
6:28	CCU	Bennett 11-yd pass from Hillary	28-35
		(Catron kick)	15-76, 6:06 TOP
3:00	CCU	Small 18-yd run	35-35
		(Catron kick)	5-45, 2:16 TOP
1:01	ODU	Pinkard 6-yd pass from Heinicke	35-42
		(Brown kick)	6-74, 1:52 TOP

4th Quarter

14:50	ODU	Pinkard 73-yd pass from Heinicke	35-49
		(Brown kick)	3-75, 0:49 TOP
11:01	ODU	Mayers 13-yd pass from Heinicke	35-56
		(Brown kick)	6-50, 1:46 TOP
6:37	ODU	Goodwyn 5-yd run	35-63
		(Brown kick)	9-86, 3:09 TOP



Dec. 1, 2012
#10/11 STONY BROOK at #2 MONTANA STATE
FCS Playoffs - Second Round
Bobcat Stadium - Bozeman, Mont.
Attendance: 15,257

Score by Quarters	1	2	3	4	Score
Stony Brook	0	3	0	7	10
Montana State	7	3	3	3	16

Scoring Summary

1st Quarter		SBU-MSU	
0:33	MSU	Bleskin 69-yd pass from McGhee	0-7
		(Haluszka kick)	4-80, 1:35 TOP

2nd Quarter

12:26	SBU	Skiffington 38-yd field goal	3-7
			6-54, 3:07 TOP
4:49	MSU	Perez 48-yd field goal	3-10
			8-46, 3:16 TOP

3rd Quarter

11:33	MSU	Perez 21-yd field goal	3-13
			7-65, 2:11 TOP

4th Quarter

11:53	SBU	Norrell 4-yd pass from Essington	10-13
		(Skiffington kick)	5-60, 2:57
9:04	MSU	Perez 45-yd field goal	10-16
			5-27, 2:49 TOP



Nov. 30, 2013
#12 BETHUNE-COOKMAN at #11 COASTAL CAROLINA
FCS Playoffs - First Round
Brooks Stadium - Conway, S.C.
Attendance: 3,007

Score by Quarters	1	2	3	4	Score
Bethune-Cookman	3	7	0	14	24
Coastal Carolina	21	6	7	14	48

Scoring Summary

1st Quarter		BCU-CCU	
9:55	CCU	Blanks 19-yd pass from Ross	0-7
		(Catron kick)	7-62, 2:06 TOP
8:17	CCU	McClure 39-yd fumble recovery	0-14
		(Catron kick)	
3:05	BCU	Cagle 23-yd field goal	3-14
			11-58, 5:12 TOP
0:40	CCU	Hazel 36-yd pass from Ross	3-21
		(Catron kick)	7-82, 2:19 TOP

2nd Quarter

12:22	BCU	Williams 4-yd run	10-21
		(Cagle kick)	8-72, 3:11 TOP
7:25	CCU	Taliaferro 8-yd run	10-27
		(Catron kick blocked)	4-57, 1:11 TOP

3rd Quarter

4:39	CCU	Israel 23-yd pass from Ross	10-34
		(Catron kick)	4-53, 1:48 TOP

4th Quarter

14:28	CCU	Hazel 21-yd pass from Ross	10-41
		(Catron kick)	6-61, 2:27 TOP
8:29	BCU	Poole 16-yd pass from Waters	18-41
		(Waters rush)	14-84, 5:53 TOP
5:26	BCU	Waters 27-yd run	24-41
		(Waters pass failed)	2-59, 0:25 TOP
4:53	CCU	Small 17-yd run	24-48
		(Granger kick)	2-46, 0:30 TOP





Dec. 7, 2013
#11 COASTAL CAROLINA at #4/5 MONTANA
FCS Playoffs - Second Round
Washington-Grizzly - Missoula, Mont.
Attendance: 17,345

Score by Quarters	1	2	3	4	Score
Coastal Carolina	14	21	7	0	42
Montana	14	0	7	14	35

Scoring Summary

1st Quarter		CCU-MT	
11:18	MT	Van 1-yrd run	0-7
		(Worst kick)	6-84, 2:02 TOP
9:51	CCU	Bennett 86-yd pass from Ross	7-7
		(Catron kick)	3-94, 1:24 TOP
5:16	MT	Naccarato 15-yd pass from Johnson	7-14
		(Worst kick)	11-74, 4:30 TOP
1:52	CCU	Taliaferro 5-yd run	14-14
		(Catron kick)	9-56, 3:17 TOP

2nd Quarter

6:06	CCU	Mastromatteo 14-yd pass from Ross	21-14
		(Catron kick)	12-69, 4:56 TOP
3:08	CCU	Mastromatteo 20-yd pass from Ross	28-14
		(Catron kick)	4-56, 1:22 TOP
0:31	CCU	Henderson 9-yd run	35-14
		(Catron kick)	5-35, 1:39 TOP

3rd Quarter

11:16	MT	Jones 5-yd pass from Johnson	35-21
		(Worst kick)	10-75, 3:44 TOP
9:33	CCU	Taliaferro 51-yd run	42-21
		(Catron kick)	4-76, 1:38 TOP

4th Quarter

8:43	MT	Saylor 9-yd pass from Johnson	42-28
		(Worst kick)	13-94, 3:37 TOP
5:03	MT	Jones 72-yd pass from Johnson	42-35
		(Worst kick)	3-72, 0:21 TOP



Dec. 14, 2013
#11 COASTAL CAROLINA at #1 NORTH DAKOTA STATE
FCS Playoffs - Quarterfinals
Gate City Bank Field - Fargo, N.D.
Attendance: 18,219

Score by Quarters	1	2	3	4	Score
Coastal Carolina	0	7	0	0	14
North Dakota State	17	17	0	14	48

Scoring Summary

1st Quarter		CCU-NDSU	
10:15	NDSU	Keller 27-yd field goal	0-3
			8-71, 3:48 TOP
6:16	NDSU	Ojuri 73-yd run	0-10
		(Keller kick)	5-87, 2:06 TOP
3:38	NDSU	Jensen 10-yd run	0-17
		(Keller kick)	3-54, 1:11 TOP

2nd Quarter

9:23	NDSU	Jensen 1-yrd run	0-24
		(Keller kick)	8-67, 3:52 TOP
2:46	NDSU	Ojuri 4-yd run	0-31
		(Keller kick)	11-49, 5:38
0:30	CCU	Taliaferro 3-yd run	7-31
		(Catron kick)	7-76, 2:13 TOP
0:00	NDSU	Keller 48-yd field goal	7-34
			3-29, 0:22 TOP

3rd Quarter

8:17	CCU	Hazel 20-yd pass from Ross	14-34
		(Catron kick)	7-89, 3:21 TOP

4th Quarter

14:53	NDSU	Vraa 31-yd pass from Jensen	14-41
		(Keller kick)	7-79, 3:17 TOP
8:42	NDSU	Vaadeland 2-yd pass from Jensen	14-48
		(Keller kick)	10-54, 5:59 TOP



Nov. 29, 2014
#20/23 LIBERTY at #15 JAMES MADISON
FCS Playoffs - First Round
Bridgeforth Stadium - Harrisonburg, Va.
Attendance: 13,040

Score by Quarters	1	2	3	4	Score
Liberty	3	7	10	6	26
James Madison	0	21	0	0	21

Scoring Summary

1st Quarter		LU-JMU	
5:00	LU	Lunsford, 26-yd field goal	3-0
			7-72, 3:50 TOP

2nd Quarter

14:53	LU	Abnar 19-yd run	10-0
		(Lunsford kick)	5-85, 2:04 TOP
14:33	JMU	Latney 73-yd run	10-7
		(Maglio kick)	1-73, 0:12 TOP
8:47	JMU	Lee 9-yd run	10-14
		(Maglio kick)	10-54, 2:55 TOP
2:48	JMU	Smith 16-yd pass from Lee	10-21
		(Maglio kick)	11-67m 3:05 TOP

3rd Quarter

10:16	LU	Abnar 7-yd run	17-21
		(Lunsford kick)	7-45, 3:20 TOP
4:45	LU	Lunsford 56-yd field goal	20-21
			7-14, 4:02 TOP

4th Quarter

2:53	LU	Fualaau 1-yd run	26-21
		(Woodrum rush failed)	17-85, 11:01 TOP





Dec. 6, 2014
#16/18 RICHMOND at #6 COASTAL CAROLINA
FCS Playoffs - Second Round
Brooks Stadium - Conway, S.C.
Attendance: 5,601

Score by Quarters	1	2	3	4	Score
Richmond	0	0	8	7	15
Coastal Carolina	3	11	22	0	36

Scoring Summary

1st Quarter	UR-CCU
1:11 CCU Catron 32-yd field goal	0-3
	11-56, 2:57 TOP

2nd Quarter

7:59 CCU Catron 27-yd field goal	0-6
	7-17, 1:34 TOP
0:33 CCU Weick 13-yd pass from Ross (Cain rush)	0-14
	11-58, 2:50 TOP

3rd Quarter

12:13 CCU Johnson 9-yd run (Catron kick)	0-21
	9-71, 2:42 TOP
11:11 UR Brown 76-yd pass from Strauss (Brown pass from Strauss)	8-21
	2-78, 0:57 TOP
9:15 CCU Henderson 50-yd run (Ross pass from Jones)	8-29
	5-74, 1:46 TOP
0:12 CCU Ross 1-yd run (Catron kick)	8-36
	9-61, 3:24 TOP

4th Quarter

2:32 UR Brown 15-yd pass from Strauss (Yoder kick)	15-36
	4-80, 0:54 TOP



Dec. 6, 2014
#20/23 LIBERTY at #5 VILLANOVA
FCS Playoffs - Second Round
Villanova Stadium - Villanova, Pa.
Attendance: 3,113

Score by Quarters	1	2	3	4	Score
Liberty	10	9	3	0	22
Villanova	0	14	0	15	29

Scoring Summary

1st Quarter	LU-VU
12:11 LU Woodrum 1-yd rush (Lunsford kick)	7-0
	5-27, 2:49 TOP
5:07 LU Lunsford 50-yd field goal	10-0
	11-24, 5:07 TOP

2nd Quarter

9:20 LU Lunsford 23-yd field goal	13-0
	6-50, 2:25 TOP
7:29 VU Robertson 3-yd run (Gough kick)	13-7
	4-84, 1:56 TOP
5:24 VU Medley 1-yd run (Gough kick)	13-14
	4-16, 1:59 TOP
1:31 LU Newman 58-yd fumble return (Woodrum pass failed)	19-14

3rd Quarter

5:22 LU Lunsford 21-yd field goal	22-14
	13-41, 6:48 TOP

4th Quarter

13:17 VU Gulyas 70-yd pass from Robertson (Robertson rush)	22-22
	3-80, 0:41 TOP
1:12 VU Robertson 1-yd run (Gough kick)	22-29
	18-84, 7:11 TOP



Dec. 13, 2014
#6 COASTAL CAROLINA at #2/3 NORTH DAKOTA STATE
FCS Playoffs - Quarterfinals
Gate City Bank Field - Fargo, N.D.
Attendance: 18,049

Score by Quarters	1	2	3	4	Score
Coastal Carolina	10	10	6	6	32
North Dakota State	14	10	7	8	39

Scoring Summary

1st Quarter	CCU-NDSU
12:56 NDSU Crockett 70-yd run (Keller kick)	0-7
	4-83, 1:57 TOP
10:13 CCU Catron 32-yd field goal	3-7
	9-61, 2:43 TOP
6:31 NDSU Vaadeland 20-yd pass from Wentz (Keller kick)	3-14
	9-76, 3:36 TOP
1:28 CCU Ross 4-yd run (Catron kick)	10-14
	10-77, 4:59 TOP

2nd Quarter

8:06 NDSU Keller 27-yd field goal	10-17
	13-74, 6:38 TOP
7:53 CCU Brown 98-yd kickoff return (Catron kick)	17-17
5:20 NDSU Albers 21-yd pass from Wentz (Keller kick)	17-24
	6-74, 2:24 TOP
0:00 CCU Catron 25-yd field goal	20-24
	14-75, 5:13 TOP

3rd Quarter

9:14 NDSU Wentz 2-yd run (Keller kick)	20-31
	9-69, 4:43 TOP
3:29 CCU Ross 4-yd run (Ross pass failed)	26-31
	11-58, 5:38 TOP

4th Quarter

14:56 CCU Henderson 2-yd run (Ross pass failed)	32-31
	4-95, 1:13 TOP
9:28 NDSU Crockett 45-yd run (Wentz rush)	32-39
	3-69, 1:43 TOP





Nov. 28, 2015
#18/18 THE CITADEL at #9/10 COASTAL CAROLINA
FCS Playoffs - First Round
Brooks Stadium - Conway, S.C.
Attendance: 6,751

Score by Quarters	1	2	3	4	Score
The Citadel	14	0	14	13	41
Coastal Carolina	7	14	7	10	38

Scoring Summary

1st Quarter		CIT-CCU	
12:20	CIT	Jackson 6-yd run	7-0
		(Goins kick)	3-11, 1:21 TOP
11:53	CCU	Mapp 91-yd pass from Ross	7-7
		(Granger kick)	2-82, 0:22 TOP
5:56	CIT	Renew 3-yd run	14-7
		(Goins kick)	11-75, 5:57 TOP

2nd Quarter

13:20	CCU	Weick 26-yd pass from Ross	14-14
		(Granger kick)	6-65, 2:07 TOP
6:49	CCU	Henderson 44-yd run	14-21
		(Granger kick)	4-70, 1:16 TOP

3rd Quarter

10:33	CIT	Allen 7-yd run	21-21
		(Goins kick)	10-75, 4:23 TOP
8:47	CCU	Henderson 16-yd pass from Ross	21-28
		(Granger kick)	6-75, 1:46 TOP
7:01	CIT	Allen 1-yd run	28-28
		(Goins kick)	4-73, 1:40 TOP

4th Quarter

13:54	CIT	Goins 49-yd field goal	31-28
			11-38, 4:32 TOP
13:06	CIT	Phillips 32-yd interception return	38-28
		(Goins kick)	
10:07	CCU	Granger 26-yd field goal	38-31
			7-66, 2:59 TOP
5:38	CCU	Abercrombie 16-yd run	38-38
		(Granger kick)	6-79, 2:39 TOP
0:00	CIT	Goins 43-yd field goal	41-38
			4-15, 0:44 TOP



Dec. 5, 2015
#18/18 THE CITADEL at #7/9 CHARLESTON SOUTHERN
FCS Playoffs - Second Round
Buccaneer Field - Charleston, S.C.
Attendance: 8,451

Score by Quarters	1	2	3	4	Score
The Citadel	3	0	0	3	6
Charleston Southern	0	14	0	0	14

Scoring Summary

1st Quarter		CIT-CSU	
7:01	CIT	Goins 43-yd field goal	3-0
			8-44, 3:54 TOP

2nd Quarter

6:33	CSU	Holloway 41-yd run	3-7
		(Tekac kick)	4-66, 2:14 TOP
1:14	CSU	Holloway 32-yd run	3-14
		(Tekac kick)	3-42, 0:26 TOP

4th Quarter

6:38	CIT	Goins 39-yd field goal	6-14
			13-33, 6:38 TOP



Dec. 11, 2015
#7/9 CHARLESTON SOUTHERN at #1/1 JACKSONVILLE ST.
FCS Playoffs - Quarterfinals
Burgess-Snow Field - Jacksonville, Ala.
Attendance: 22,279

Score by Quarters	1	2	3	4	Score
Charleston Southern	3	7	7	21	38
Jacksonville State	10	3	21	24	58

Scoring Summary

1st Quarter		CSU-JSU	
10:38	JSU	Screws 14-yd pass from Jenkins	0-7
		(Rouleau kick)	7-40, 2:40 TOP
6:00	JSU	Rouleau 35-yd field goal	0-10
			11-43, 3:29 TOP
2:00	CSU	Kennedy 24-yd field goal	3-10
			12-64, 3:48 TOP

2nd Quarter

7:41	CSU	Holloway 1-yd run	10-10
		(Kennedy kick)	6-63, 2:53 TOP
2:48	JSU	Rouleau 38-yd field goal	10-13
			12-49, 4:46 TOP

3rd Quarter

14:14	JSU	Pope 76-yd run	10-20
		(Rouleau kick)	2-74, 0:38 TOP
8:36	CSU	Hammond 16-yd run	17-20
		(Tekac kick)	11-75, 5:38 TOP
5:25	JSU	Jones 11-yd run	17-27
		(Rouleau kick)	8-69, 3:04 TOP
1:33	JSU	Jenkins 83-yd run	17-34
		(Rouleau kick)	3-91, 1:16 TOP

4th Quarter

13:48	CSU	Dinkins 21-yd pass from Copeland	24-34
		(Tekac kick)	7-75, 2:45 TOP
11:05	JSU	Jenkins 1-yd	24-41
		(Rouleau kick)	6-64, 2:40 TOP
10:48	CSU	Perera 21-yd pass from Copeland	31-41
		(Tekac kick)	1-21, 0:06 TOP
6:40	JSU	Pope 44-yd run	31-48
		(Rouleau kick)	1-44, 0:07 TOP
5:36	CSU	Copeland 3-yd run	38-48
		(Tekac kick)	2-6, 0:52 TOP
3:48	JSU	Rouleau 38-yd field goal	38-51
			5-23, 1:47 TOP
2:16	JSU	Pope 54-yd run	38-58
		(Rouleau kick)	2-50, 0:50 TOP





Nov. 26, 2016

#10/10 CHARLESTON SOUTHERN at #19/19 WOFFORD

FCS Playoffs - First Round

Gibbs Stadium - Spartanburg, S.C.

Attendance: 2,605

<u>Score by Quarters</u>	<u>1</u>	<u>2</u>	<u>3</u>	<u>4</u>	<u>Score</u>
Charleston Southern	7	0	7	0	14
Wofford	0	8	7	0	15

Scoring Summary

<u>1st Quarter</u>	<u>CSU-WOF</u>
1:41 CSU Scotland 7-yd pass from Bucenell (Tekac kick)	7-0 11-75, 5:07 TOP

2nd Quarter

9:09 WOF Long 1-yd run (Marvin kick failed)	7-6 16-71, 7:23 TOP
2:19 WOF Tyler Vaughn safety	7-8

3rd Quarter

12:15 CSU Bucenell 2-yd run (Tekac kick)	14-8 6-75; 2:45 TOP
2:32 WOF Long 32-yd run (Marvin kick)	14-15 7-78, 2:36 TOP



OFFENSIVE PLAYER OF THE YEAR

2002	Jeremy Martin, Sr., QB, Gardner-Webb
2003	Dre Barnes, Jr., RB, Liberty
2004	Patrick Hall, Jr., RB, Coastal Carolina
2005	Collin Drafts, Jr., QB, Charleston Southern
2006	Tyler Thigpen, Sr., QB, Coastal Carolina
2007	Rashad Jennings, R-Jr., RB, Liberty
2008	Rashad Jennings, R-Sr., RB, Liberty
2009	Mike Brown, R-Soph., WR/QB, Liberty
2010	Mike Brown, R-Jr., QB, Liberty
2011	Miguel Maysonet, Jr., RB, Stony Brook
2012	Miguel Maysonet, Sr., RB, Stony Brook
2013	Lorenzo Taliaferro, Sr., RB, Coastal Carolina
2014	Alex Ross, R-Jr., QB, Coastal Carolina
2015	DeAngelo Henderson, R-Jr., RB, Coastal
2016	Tyrell Maxwell, Jr., QB, Gardner-Webb



TYRELL MAXWELL

COACH OF THE YEAR

2002	Steve Patton, Gardner-Webb
2003	Steve Patton, Gardner-Webb
2004	David Bennett, Coastal Carolina
2005	Jay Mills, Charleston Southern
2006	Danny Rocco, Liberty
2007	Danny Rocco, Liberty
2008	Danny Rocco, Liberty
2009	Chuck Priore, Stony Brook
2010	David Bennett, Coastal Carolina
2011	Chuck Priore, Stony Brook
2012	Joe Moglia, Coastal Carolina
2013	Jamey Chadwell, Charleston Southern
2014	Harold Nichols, Presbyterian College
	Joe Moglia, Coastal Carolina
2015	Jamey Chadwell, Charleston Southern
2016	Jamey Chadwell, Charleston Southern



JAMEY CHADWELL

DEFENSIVE PLAYER OF THE YEAR

2002	Mario Williams, Soph., FS, Gardner-Webb
2003	Mario Williams, Jr., FS, Gardner-Webb
2004	Harold Simps, Sr., DT, Gardner-Webb
2005	Jada Ross, R-Soph., LB, Charleston So.
2006	Brian Johnston, Jr., DE, Gardner-Webb
2007	Brian Johnston, Sr., DE, Gardner-Webb
2008	Jeffery Williams, Soph., LB, Gardner-Webb
2009	Tyler Santucci, Sr., LB, Stony Brook
2010	Andrae Jacobs, Soph., LB, Coastal Carolina
2011	Justin Bethel, Sr., DB, Presbyterian College
2012	Quinn Backus, Soph., LB, Coastal Carolina
2013	Quinn Backus, Jr., LB, Coastal Carolina
2014	Quinn Backus, Sr., LB, Coastal Carolina
2015	Chima Uzowihe, Sr., DE, Liberty
2016	Anthony Ellis, Jr., DL, Charleston Southern



ANTHONY ELLIS

SCHOLAR-ATHLETE OF THE YEAR

2002	Andrew Harmon, K, Gardner-Webb
2003	Jim Maxwell, LB, Gardner-Webb
	Matt Sharpe, K, VMI
2004	Adam DeGraffenreid, DE, Charleston So.
2005	Adam DeGraffenreid, DE, Charleston So.
2006	Josh Hoke, K, Coastal Carolina
2007	Nick Ellis, K/P, Charleston Southern
2008	Jacob Rochester, LB, VMI
2009	Mario Brown, LB, Gardner-Webb
2010	Michael Coulter, QB, Stony Brook
2011	Marcus Lott, S, Coastal Carolina
2012	Pat Kelly, WR, Liberty
2013	Scott Hyland, LB, Liberty
2014	Mitch Hanson, OL, Liberty
2015	Alex Ross, QB, Coastal Carolina
2016	Lucas Holder, OL, Liberty



LUCAS HOLDER

FRESHMAN OF THE YEAR

2002	Keppy Baucom, LB, Gardner-Webb
2003	Jonna Lee, LB, Charleston Southern
2004	Jerome Simpson, WR, Coastal Carolina
2005	Zach Terrell, RB, Liberty
2006	Tim Maypray, SB, VMI
2007	Jeffery Williams, LB, Gardner-Webb
2008	Edwin Gowins, RB, Stony Brook
2009	Matt Goods, DL, Gardner-Webb
2010	Preston Pemasa, DL, Gardner-Webb
2011	Donelle Williams, LB, Presbyterian College
2012	Josh Woodrum, QB, Liberty
2013	Danny Croghan III, QB, Charleston So.
2014	Mike Basile, DB, Monmouth
2015	Solomon Brown, LB, Charleston Southern
2016	Jaylan Foster, DB, Gardner-Webb



JAYLAN FOSTER

SPECIAL TEAMS PLAYER OF THE YEAR

2013	LaDarius Hawthorne, Coastal Carolina
2014	John Lunsford, Liberty
2015	Devin Brown, Coastal Carolina
2016	Darius Hammond, Charleston Southern



DARIUS HAMMOND

ALL-TIME ALL-ACADEMIC TEAMS



2002

Zach Snyder.....Charleston Southern
Josh Rowan.....Elon
Andrew Harmon.....Gardner-Webb
Jay Cline.....Liberty

2003

Zach Snyder.....Charleston Southern
Maurice Simpkins.....Coastal Carolina
Jim Maxwell.....Gardner-Webb
Jay Cline.....Liberty
Matt Sharpe.....VMI

2004

Adam DeGraffenreid.....Charleston Southern
Josh Hoke.....Coastal Carolina
Sam Gado.....Liberty
Alex Correll.....VMI

2005

Adam DeGraffenreid.....Charleston Southern
Josh Hoke.....Coastal Carolina
Hunter Smith.....Gardner-Webb
Brock Farrel.....Liberty
John Fox.....VMI

2006

Nick Ellis.....Charleston Southern
Josh Hoke.....Coastal Carolina
Hunter Smith.....Gardner-Webb
Ryan Greiser.....Liberty
Jacob Rochester.....VMI

2007

Nick Ellis.....Charleston Southern
Whittmin Reese.....Coastal Carolina
Billy Luther.....Gardner-Webb
Ryan Greiser.....Liberty
Jacob Rochester.....VMI
Sherman Burnett.....Presbyterian

2008

Justin Witzmann.....Charleston Southern
Derrick Frasier.....Coastal Carolina
Daniel Cooke.....Gardner-Webb
Ryan Greiser.....Liberty
Antwan Thomas.....Presbyterian
Jeff Santos.....Stony Brook
Jacob Rochester.....VMI

2009

Andrew McKain.....Charleston Southern
Justin Durham.....Coastal Carolina
Mario Brown.....Gardner-Webb
Chris Rocco.....Liberty
Matt Freeman.....Presbyterian
Jeff Santos.....Stony Brook
George Handler.....VMI

2010

Brad Sweatt.....Charleston Southern
Marcus Lott.....Coastal Carolina
Dami Teniola.....Gardner-Webb
Matt Bevins.....Liberty
Myron Gary.....Presbyterian
Michael Coulter.....Stony Brook
Chaz Jones.....VMI

2011

Richard Mounce.....Charleston Southern
Marcus Lott.....Coastal Carolina
Jamie Dunaway.....Gardner-Webb
Matt Bevins.....Liberty
James Festa.....Presbyterian
Kyle Essington.....Stony Brook
A.J. Gross.....VMI

2012

Nick Kemper.....Charleston Southern
Niccolo Mastromatteo.....Coastal Carolina
Lucas Beatty.....Gardner-Webb
Pat Kelly.....Liberty
Breyon Williams.....Presbyterian
Kyle Essington.....Stony Brook
Ty Garvin.....VMI

2013

Kirby Broome.....Charleston Southern
Niccolo Mastromatteo.....Coastal Carolina
Lucas Beatty.....Gardner-Webb
Scott Hyland.....Liberty
Stephen Doar.....Presbyterian
Ty Garvin.....VMI

2014

Christian Reyes.....Charleston Southern
Cody Craig.....Coastal Carolina
Tyler Hough-Jenkins.....Gardner-Webb
Mitch Hanson.....Liberty
Joe Johnson.....Monmouth
Ugonna Akoh.....Presbyterian

2015

Aaron Brown.....Charleston Southern
Alex Ross.....Coastal Carolina
James Needham.....Gardner-Webb
Prentice Stone.....Kennesaw State
Trey Turner.....Liberty
Joe Johnson.....Monmouth
Ugonna Akoh.....Presbyterian

2016

Ben Robinson.....Charleston Southern
Paul Schumacher.....Gardner-Webb
Chandler Burks.....Kennesaw State
Lucas Holder.....Liberty
Darren Ambush.....Monmouth
Ryan Brown.....Presbyterian

2002-09 ALL-DECADE TEAM



QB – Collin Drafts, Charleston Southern
QB – Tyler Thigpen, Coastal Carolina
RB – Dre Barnes, Liberty
RB – Patrick Hall, Coastal Carolina
RB – Rashad Jennings, Liberty
FB – Mike Tolbert, Coastal Carolina
WR – Duvaughn Flagler, Gardner-Webb
WR – Maurice Price, Charleston Southern
WR – Jerome Simpson, Coastal Carolina
WR – Gerald Stevenson, Charleston Southern
TE – Chris Luck, Liberty
OL – Demario Deese, Gardner-Webb
OL – Mike Godsil, Liberty
OL – Eddie Pinigis, Liberty
OL – Brad Poston, Coastal Carolina
OL – Antwon Trice, Coastal Carolina
PK – Josh Hoke, Coastal Carolina

DL – Adrain Grady, Coastal Carolina
DL – Brian Johnston, Gardner-Webb
DL – Harold Wells, Gardner-Webb
DL – Dennis Justiniani, Charleston Southern
LB – Mario Brown, Gardner-Webb
LB – Jada Ross, Charleston Southern
LB – Tyler Santucci, Stony Brook
LB – Jeffery Williams, Gardner-Webb
DB – Patrick Calvary, Liberty
DB – Cedric McGowan, Gardner-Webb
DB – Quinton Teal, Coastal Carolina
DB – Mario Williams, Gardner-Webb
P – Graham Whitlock, Gardner-Webb
LS – Dan Pope, Liberty
RS – Dominic Bolden, Liberty
RS – Tim Maypray, VMI
RS – Gerald Stevenson, Charleston Southern
Coach: David Bennett, Coastal Carolina

As part of the Big South's 30th Anniversary celebration in 2013-14, the conference announced its first-ever All-Decade Teams to recognize the student-athletes and coaches who excelled in their respective sport since the conference's founding in 1983. A committee of Big South Conference administrators served as the official voting panel to determine the All-Decade Teams, with fan voting comprising 20 percent of the overall total.

Football All-Decade Team candidates were determined based on being at least one of the following: 1) Was a multiple All-Conference honoree; 2) Was named an All-American; 3) Is a member of the Big South Conference Hall of Fame; 4) Student-athletes must be a college graduate or left their respective institution in good academic standing; 5) and won a Conference Championship as a coach and/or was voted Conference Coach of the Year. Candidates that participated in two different decades were placed in a specific decade based on consultation from member institutions. Member institutions also had final determination in regards to inclusion of student-athletes and coaches.

The next Football All-Decade Team will cover 2010-19 and will be announced following the 2019 season.

2002

ALL-CONFERENCE FIRST-TEAM OFFENSE

QB Jeremy Martin, Sr., Gardner-Webb
RB Chris Foster, Jr., Gardner-Webb
RB Dre Barnes, Soph., Liberty
WR Aaron Dunklin, Jr., Charleston Southern
WR William Andrews Jr., Jr., Gardner-Webb
TE Jason Bright, Sr., Gardner-Webb
OG Josh Rowan, Sr., Elon
OG Jamie Pridgen, Jr., Gardner-Webb
OT Ross Gravley, Sr., Elon
OT Ryan Smith, Soph., Gardner-Webb
C Donovan Craft, Sr., Gardner-Webb

DEFENSE

DL John Amaro, Sr., Charleston Southern
DL Wesley Wheeler, Jr., Elon
DL Jason Threat, Jr., Gardner-Webb
DL Aaron DeBerry, Jr., Liberty
LB Mike Warren, R-Soph., Elon
LB Jim Maxwell, Jr., Gardner-Webb
LB Kendrick Howard, Jr., Liberty
S Mario Williams, Soph., Gardner-Webb
S Andre Jerry, Sr., Liberty
CB Mike Washington, Sr., Charleston Southern
CB Lamar Ingram, Sr., Gardner-Webb

SPECIAL TEAMS

K Andrew Harmon, Jr., Gardner-Webb
P Graham Whitlock, Soph., Gardner-Webb
RS Mike Washington, Sr., Charleston Southern

ALL-CONFERENCE SECOND-TEAM OFFENSE

QB Darren Swiggert, Jr., Charleston Southern
RB Martin Swindell, Sr., Elon
RB Rashaud Palmer, Jr., Elon
WR Arketa Banks, Sr., Elon
WR Jahmelas Bryan, Jr., Gardner-Webb
TE Phillip Johnson, Sr., Elon
OG Bryce Gregory, R-Soph., Charleston So.
OG James Allen, Sr., Gardner-Webb
OT Will Pulman, Jr., Charleston Southern
OT Tate Campbell, Sr., Gardner-Webb
C Brandon Mason, R-Soph., Elon

DEFENSE

DL Jonathan West, Jr., Charleston Southern
DL Chris Bell, R-Soph., Elon
DL Harold Wells, Soph., Gardner-Webb
DL Gary Gamble, Sr., Gardner-Webb
LB Bowe Butler, Soph., Charleston Southern
LB Calvin Sutton, R-Soph., Elon
LB Keppy Baucom, Fr., Gardner-Webb
S Nick Nester, Sr., Charleston Southern
S Vincent Graves, R-Soph., Elon
CB Stephen McCoy, Jr., Elon
CB Josh Hubbard, Fr., Gardner-Webb

SPECIAL TEAMS

K Anthony Turowski, Soph., Elon
P Jay Kelley, Sr., Liberty
RS Arketa Banks, Sr., Elon

2003

ALL-CONFERENCE FIRST-TEAM OFFENSE

QB Nick Roberts, Soph., Gardner-Webb
RB Dre Barnes, Jr., Liberty
RB Sean Mizzer, Soph., VMI
WR William Andrews, Jr., Sr., Gardner-Webb
WR Aaron Dunklin, Sr., Charleston Southern
WR Lauren Williams, R-Soph., Liberty
TE Danny McCoy, Sr., Charleston Southern
OL Jamie Pridgen, Sr., Gardner-Webb
OL Ryan Smith, Jr., Gardner-Webb
OL Sam Brown, Sr., VMI
OL Tom Smith, Jr., Liberty
OL Clarence Wright, Sr., Charleston Southern

DEFENSE

DL Aaron DeBerry, Sr., Liberty
DL Michael Foxx, Jr., VMI
DL Jason Threat, Sr., Gardner-Webb
DL Harold Wells, Jr., Gardner-Webb
LB Jim Maxwell, Sr., Gardner-Webb
LB Derik Screen, Sr., VMI
LB Maurice Simpkins, Jr., Coastal Carolina
LB Jonna Lee, Fr., Charleston Southern
DB Mario Williams, Jr., Gardner-Webb
DB Musa Sarki, Sr., VMI
DB Aaron Sykes, Sr., Gardner-Webb
DB C.J. Moore, R-Soph., Liberty

SPECIAL TEAMS

K Matt Sharpe, Sr., VMI
P Graham Whitlock, Jr., Gardner-Webb
RS Greg Williamson, Jr., Coastal Carolina
LS Marlon Roman, Jr., Liberty

ALL-CONFERENCE SECOND-TEAM OFFENSE

QB Jonathan Wilson, R-Fr., VMI
RB Chris Foster, Sr., Gardner-Webb
RB Aundres Perkins, Soph., Coastal Carolina
WR Zohn Burden, Soph., VMI
WR Darin Bradford, Sr., Gardner-Webb
WR Austin Gaines, Fr., Gardner-Webb
TE Stephen Knorr, Jr., Gardner-Webb
OL Sean Boyle, Jr., Liberty
OL Antwon Trice, R-Soph., Coastal Carolina
OL Andy Sullivan, Soph., Gardner-Webb
OL Bryce Gregory, Jr., Charleston Southern
OL Nick Johnson, R-Jr., Coastal Carolina

DEFENSE

DL Seth Reichart, Jr., Liberty
DL Adrain Grady, Fr., Coastal Carolina
DL Rayshun Crosby, Jr., Coastal Carolina
DL Bryan Thornburg, Soph., Gardner-Webb
LB Nick Vaughn, R-Jr., Liberty
LB Keppy Baucom, Soph., Gardner-Webb
LB Bowe Butler, Jr., Charleston Southern
LB Tavoris Horton, Jr., Gardner-Webb
DB Tim Smith, Sr., Charleston Southern
DB Kijana Thomas, Jr., Charleston Southern
DB Robert Mason, Soph., VMI
DB Greg Williamson, Jr., Coastal Carolina
DB Jensen Turner, Jr., Gardner-Webb

SPECIAL TEAMS

K Hunter Smith, Fr., Gardner-Webb
P Adam Peters, Fr., VMI
RS Kijana Thomas, Jr., Charleston Southern
LS Sam Brown, Sr., VMI

2004

ALL-CONFERENCE FIRST-TEAM OFFENSE

QB Collin Drafts, Soph., Charleston Southern
RB Patrick Hall, Jr., Coastal Carolina
RB Sam Gado, Sr., Liberty
WR Eddie Gadson, R-Fr., Charleston Southern
WR Harry Seabrook, Sr., Charleston Southern
WR Kory Alston, Soph., Gardner-Webb
WR Zohn Burden, Jr., VMI
TE Brandon Jeffcoat, Sr., Coastal Carolina
OL Antwon Trice, R-Jr., Coastal Carolina
OL Nick Johnson, Sr., Coastal Carolina
OL Ryan Smith, Sr., Gardner-Webb
OL Sean Boyle, Sr., Liberty
OL Thomas Smith, Sr., Liberty

DEFENSE

DL Kelvin McIver, Jr., Coastal Carolina
DL Harold Wells, Sr., Gardner-Webb
DL Seth Reichert, Sr., Liberty
DL Brandon Schweitzer, Jr., Gardner-Webb
LB Maurice Simpkins, Jr., Coastal Carolina
LB Keppy Baucom, Jr., Gardner-Webb
LB Nick Vaughn, R-Sr., Liberty
LB Justin Huggard, Jr., VMI
DB Robert Mason, Jr., VMI
DB Quinton Teal, Jr., Coastal Carolina
DB Allen Davis, Sr., Gardner-Webb
DB Mario Williams, Sr., Gardner-Webb

SPECIAL TEAMS

K Josh Hoke, Soph., Coastal Carolina
P Graham Whitlock, Sr., Gardner-Webb
RS Ralphell Goodson, Sr., Gardner-Webb
LS Ross Booth, Sr., VMI

ALL-CONFERENCE SECOND-TEAM OFFENSE

QB Nick Roberts, Jr., Gardner-Webb
RB Dre Barnes, Sr., Liberty
RB Sean Mizzer, Jr., VMI
WR Jerome Simpson, Fr., Coastal Carolina
WR Maurice Price, Fr., Charleston Southern
WR Aaron Richardson, Soph., Gardner-Webb
WR Vonzell Pittman, Soph., Gardner-Webb
TE Stephen Knorr, Sr., Gardner-Webb
OL Jonathan Parra, Sr., Charleston Southern
OL Brad Poston, Soph., Coastal Carolina
OL C.J. Brown, Jr., Gardner-Webb
OL Markus Ferguson, R-Jr., Liberty
OL Jeremy Ward, Jr., VMI

DEFENSE

DL Adam DeGraffenreid, Jr., Charleston So.
DL Adrain Grady, Soph., Coastal Carolina
DL Sam Harper, Soph., Coastal Carolina
DL Bryan Thornburg, Sr., Gardner-Webb
LB Bowe Butler, Sr., Charleston Southern
LB Jada Ross, R-Fr., Charleston Southern
LB Tavoris Horton, Sr., Gardner-Webb
LB Todd Baldwin, Jr., VMI
DB Tavares Shorter, Jr., Charleston Southern
DB Greg Williamson, Sr., Coastal Carolina
DB C.J. Moore, R-Jr., Liberty
DB Erick Harris, Sr., Liberty

SPECIAL TEAMS

K Hunter Smith, Soph., Gardner-Webb
P Noah Crouch, R-Jr., Liberty
RS David Parker, Soph., Coastal Carolina
LS Jake Neal, Sr., Gardner-Webb

2005

ALL-CONFERENCE FIRST-TEAM OFFENSE

QB Collin Drafts, Jr., Charleston Southern
RB Andre Copeland, R-Fr., Charleston Southern
RB Jermaine Boston, Sr., Gardner-Webb
RB Zach Terrell, Fr., Liberty
WR Maurice Price, Soph., Charleston Southern
WR Duvaughn Flagler, Soph., Gardner-Webb
WR Zohn Burden, Sr., VMI
TE Bryan Meers, Sr., Charleston Southern
OL Antwon Trice, Sr., Coastal Carolina
OL DeAndre Harrison, Sr., Charleston Southern
OL Jeremy Ward, R-Sr., VMI
OL Shawn Huntsinger, Sr., Charleston Southern
OL Brad Poston, Jr., Coastal Carolina
OL Demario Deese, Fr., Gardner-Webb

DEFENSE

DL Kelvin McIver, Sr., Coastal Carolina
DL Brian Johnston, Soph., Gardner-Webb
DL Vicheal Fogg, R-Sr., VMI
DL Jason Horn, Jr., Liberty
LB Jada Ross, R-Soph., Charleston Southern
LB Justin Huggard, Sr., VMI
LB Maurice Simpkins, Sr., Coastal Carolina
LB Jamar Leath, Jr., Coastal Carolina
DB Quinton Teal, Sr., Coastal Carolina
DB Robert Mason, Sr., VMI
DB Tavares Shorter, R-Sr., Charleston Southern
DB Daniel Cooke, Fr., Gardner-Webb

SPECIAL TEAMS

PK Josh Hoke, Jr., Coastal Carolina
P Noah Crouch, R-Sr., Liberty
LS Matt Skeen, Jr., Gardner-Webb
RS Kory Alston, Jr., Gardner-Webb

ALL-CONFERENCE SECOND-TEAM OFFENSE

QB Nick Roberts, Sr., Gardner-Webb
RB Patrick Hall, Sr., Coastal Carolina
RB Aundres Perkins, Jr., Coastal Carolina
WR Jerome Simpson, Soph., Coastal Carolina
WR Brandon Turner, Soph., Liberty
WR Kory Alston, Jr., Gardner-Webb
TE Chris Luck, R-Soph., Liberty
OL Troy James, Soph., Charleston Southern
OL Kris King, Jr., Gardner-Webb
OL Andy Sullivan, Sr., Gardner-Webb
OL Robbie Wright, Sr., Coastal Carolina
OL Brian Kepple, Jr., Coastal Carolina

DEFENSE

DL Adrain Grady, Jr., Coastal Carolina
DL Adam DeGraffenreid, Sr., Charleston So.
DL Brandon Schweitzer, Sr., Gardner-Webb
DL Eric Hall, Jr., VMI
LB Manny Rojas, R-Jr., Liberty
LB Todd Baldwin, Sr., VMI
LB Jonathan Little, Sr., Gardner-Webb
LB Josh Mitchell, Soph., Charleston Southern
DB Patrick Calvary, Fr., Liberty
DB Sergio Geiger, Jr., Coastal Carolina
DB C.J. Hirschman, Soph., Charleston Southern
DB Xavier Wallace, Fr., Gardner-Webb

SPECIAL TEAMS

PK Hunter Smith, Jr., Gardner-Webb
P Michael Hanna, Fr., Gardner-Webb
LS Darius Jackson, R-Soph., Charleston So.
LS Zach St. Clair, Jr., Coastal Carolina
RS Tavares Shorter, R-Sr., Charleston Southern

2006

ALL-CONFERENCE FIRST-TEAM OFFENSE

QB Tyler Thigpen, Sr., Coastal Carolina
RB Rashad Jennings, R-Soph., Liberty
RB Sean Mizzer, R-Sr., VMI
WR Maurice Price, Jr., Charleston Southern
WR Jerome Simpson, Jr., Coastal Carolina
WR Duvaughn Flagler, Jr., Gardner-Webb
TE Rodney Burgess, Sr., Coastal Carolina
OL Brad Poston, Sr., Coastal Carolina
OL Brian Kepple, Sr., Coastal Carolina
OL Demario Deese, Soph., Gardner-Webb
OL Steve Sene, Sr., Liberty
OL Kris King, Sr., Gardner-Webb

DEFENSE

DL Brian Johnston, Jr., Gardner-Webb
DL Sam Harper, Sr., Coastal Carolina
DL Dennis Justiniani, Jr., Charleston Southern
DL Eric Hall, Sr., VMI
LB Jada Ross, R-Jr., Charleston Southern
LB Jamar Leath, Sr., Coastal Carolina
LB Manny Rojas, R-Sr., Liberty
LB Mario E. Brown, Soph., Gardner-Webb
DB Quinton Teal, Sr., Coastal Carolina
DB C.J. Hirschman, Jr., Charleston Southern
DB Daniel Cooke, Soph., Gardner-Webb
DB Jamaal Walton, Sr., VMI

SPECIAL TEAMS

PK Hunter Smith, Sr., Gardner-Webb
P Michael Hanna, Soph., Gardner-Webb
LS James Coble, Sr., Coastal Carolina
RS Wynton Jackson, Jr., Liberty

ALL-CONFERENCE SECOND-TEAM OFFENSE

QB Collin Drafts, Sr., Charleston Southern
RB Zach Terrell, Soph., Liberty
RB Aundres Perkins, Sr., Coastal Carolina
WR Austin Gaines, Sr., Gardner-Webb
WR Kory Alston, Sr., Gardner-Webb
WR Brandon Turner, Jr., Liberty
TE Chris Luck, Jr., Liberty
OL Ricky Howell, Jr., Charleston Southern
OL Robert Brown, Jr., VMI
OL Ed Pinigis, Jr., Liberty
OL Jarrett Winfrey, Sr., Liberty
OL Alex Bragg, R-Soph., Charleston Southern

DEFENSE

DL Thurston Lee, Sr., Gardner-Webb
DL Steve Ackley, Jr., Liberty
DL Jason Horn, Sr., Liberty
DL Ronnie Mason, Soph., Coastal Carolina
LB Stevie Ray Lloyd, Jr., Liberty
LB Josh Mitchell, Jr., Charleston Southern
LB Jonna Lee, Jr., Charleston Southern
LB Mike Pavelko, Soph., Gardner-Webb
DB Dewitt Myers, Sr., Coastal Carolina
DB E.L. Estes, Jr., Liberty
DB Ryan Greiser, Soph., Liberty
DB Okeba Rollinson, R-Soph., Charleston So.

SPECIAL TEAMS

PK Barrett Way, Jr., VMI
P Adam Peters, Sr., VMI
LS Matt Skeen, Sr., Gardner-Webb
RS C.J. Hirschman, Jr., Charleston Southern

2007

ALL-CONFERENCE FIRST-TEAM OFFENSE

QB Brock Smith, Jr., Liberty
RB Rashad Jennings, R-Jr., Liberty
RB Mike Tolbert, Sr., Coastal Carolina
WR Jerome Simpson, Sr., Coastal Carolina
WR Duvaughn Flagler, Sr., Gardner-Webb
WR Dee Brown, Jr., Charleston Southern
TE Chris Luck, R-Sr., Liberty
OL Stephen Sene, R-Sr., Liberty
OL Eddie Pinigis, Sr., Liberty
OL Marshall Ausberry, R-Sr., Liberty
OL Demario Deese, Jr., Gardner-Webb
OL Britt Leggett, R-Jr., Coastal Carolina

DEFENSE

DL Brian Johnston, Sr., Gardner-Webb
DL Steve Ackley, Sr., Liberty
DL Tommy Lloyd, R-Sr., VMI
DL Adrain Grady, R-Sr., Coastal Carolina
LB Jada Ross, R-Sr., Charleston Southern
LB Vince Redd, R-Sr., Liberty
LB Mario Brown, Jr., Gardner-Webb
LB Stevie Ray Lloyd, Sr., Liberty
DB Marrio Norman, R-Jr., Coastal Carolina
DB Patrick Calvary, Jr., Liberty
DB Brandon Autry, R-Soph., Coastal Carolina
DB Cedric McGowan, Soph., Gardner-Webb

SPECIAL TEAMS

PK Noah Greenbaum, Sr., Liberty
P Michael Hanna, Jr., Gardner-Webb
LS Dan Pope, R-Jr., Liberty
KR Tim Maypray, Jr., VMI
PR Wynton Jackson, R-Sr., Liberty

ALL-CONFERENCE SECOND-TEAM OFFENSE

QB Kyle Hughes, Soph., VMI
RB Zach Terrell, Jr., Liberty
RB Howard Abegesah, Soph., VMI
WR Wynton Jackson, R-Sr., Liberty
WR Tim Maypray, Soph., VMI
WR Dobson Collins, Jr., Gardner-Webb
TE Ryan Ard, Jr., Charleston Southern
OL Robert Brown, Sr., VMI
OL Ricky Howell, Sr., Charleston Southern
OL Ivan Anderson, Sr., Gardner-Webb
OL Mike Godsil, Jr., Liberty
OL Britt Stone, R-Jr., Liberty

DEFENSE

DL Dennis Justiniani, Sr., Charleston Southern
DL Colin Dugan, Jr., Liberty
DL Phillip Oboh, Soph., Coastal Carolina
DL Jacob Killeen, R-Jr., Charleston Southern
LB Jeffery Williams, Fr., Gardner-Webb
LB Anthony Steele, Sr., Coastal Carolina
LB Nick Hursky, Jr., Liberty
LB D.J. Rice, Jr., Coastal Carolina
DB Whittmin Reese, Jr., Coastal Carolina
DB Ryan Greiser, Jr., Liberty
DB Daniel Cooke, Jr., Gardner-Webb
DB Okeba Rollinson, R-Jr., Charleston Southern

SPECIAL TEAMS

PK Nick Ellis, Sr., Charleston Southern
P Zac Kolegue, Sr., Liberty
LS Matt Hoisington, Sr., Charleston Southern
KR Dominic Bolden, Jr., Liberty
PR Dobson Collins, Jr., Gardner-Webb

2008

ALL-CONFERENCE FIRST-TEAM OFFENSE

QB Brock Smith, Sr., Liberty
RB Rashad Jennings, R-Sr., Liberty
RB Edwin Gowins, Fr., Stony Brook
WR Dobson Collins, Sr., Gardner-Webb
WR Dominic Bolden, Sr., Liberty
WR Gerald Stevenson, Soph., Charleston So.
TE Josh Miller, Soph., Gardner-Webb
OL Mike Godsil, Sr., Liberty
OL Demario Deese, Sr., Gardner-Webb
OL Britt Leggett, R-Sr., Coastal Carolina
OL Steve Council, Sr., Stony Brook
OL Britt Stone, R-Sr., Liberty

DEFENSE

DL Jake Killeen, R-Sr., Charleston Southern
DL James Harris, Sr., Stony Brook
DL Phillip Oboh, Jr., Coastal Carolina
DL Adam McKinney, Sr., Presbyterian
LB Jeffery Williams, Soph., Gardner-Webb
LB Nick Hursky, Sr., Liberty
LB Antwan Thomas, Sr., Presbyterian
LB D.J. Rice, Sr., Coastal Carolina
DB Daniel Cooke, Sr., Gardner-Webb
DB Philip Ashley, Jr., Charleston Southern
DB Kent Hicks, R-Sr., Liberty
DB Cedric McGowan, Jr., Gardner-Webb

SPECIAL TEAMS

PK Ryan Gates, Fr., Gardner-Webb
P Ben Erdman, Soph., Coastal Carolina
LS Dan Pope, R-Sr., Liberty
KR Gerald Stevenson, Soph., Charleston So.
PR Dominic Bolden, Sr., Liberty

ALL-CONFERENCE SECOND-TEAM OFFENSE

QB Tim Maypray, Jr., VMI
RB Conte Cuttino, Jr., Stony Brook
RB Howard Abegesah, Jr., VMI
WR Jonathan Crawford, R-Sr., Liberty
WR James Perry III, R-Fr., Gardner-Webb
WR Brandon Clark, Sr., Presbyterian
TE Corey Rasberry, R-Sr., Liberty
OL Lawrence Lovell, Sr., Stony Brook
OL Alex Bragg, R-Sr., Charleston Southern
OL George Handler, R-Jr., VMI
OL James Boatright, Soph., VMI
OL Corey O'Daniel, Soph., Gardner-Webb

DEFENSE

DL Justin Witzmann, R-Sr., Charleston So.
DL Kevin Richard, R-Sr., Liberty
DL Jordan Woods, Fr., Gardner-Webb
DL Colin Dugan, Sr., Liberty
LB Marty Patterson, Soph., Gardner-Webb
LB Andrew McKain, R-Jr., Charleston Southern
LB Tyler Santucci, Jr., Stony Brook
LB A.J. Gross, R-Fr., VMI
LB Ryan Greiser, Sr., Liberty
DB Anthony McKnight, Sr., Presbyterian
DB Pat Calvary, Sr., Liberty
DB Chris Richards, Jr., Stony Brook

SPECIAL TEAMS

PK John Paglia, Soph., Charleston Southern
P Bryson Summers, Sr., Presbyterian
LS Travis Ludden, Sr., VMI
KR Dominic Bolden, Sr., Liberty
PR Dobson Collins, Sr., Gardner-Webb

2009

ALL-CONFERENCE FIRST-TEAM OFFENSE

QB Stan Doolittle, Sr., Gardner-Webb
RB Edwin Gowins, Soph., Stony Brook
RB Conte Cuttino, Sr., Stony Brook
WR Mike Brown, R-Soph., Liberty
WR Gerald Stevenson, Jr., Charleston Southern
WR James Perry III, R-Soph., Gardner-Webb
TE David Duran, R-Soph., Coastal Carolina
OL Bryan Mosier, R-Sr., Liberty
OL Paul Fenaroli, Jr., Stony Brook
OL Corey O'Daniel, Jr., Gardner-Webb
OL George Handler, R-Sr., VMI
OL Josh Weaver, R-Sr., Liberty

DEFENSE

DL Trey Jacobs, Sr., Liberty
DL Phillip Oboh, Sr., Coastal Carolin
DL Matt Goods, Fr., Gardner-Webb
DL Joel Walton, Jr., Charleston Southern
LB Tyler Santucci, Sr., Stony Brook
LB Marty Patterson, Jr., Gardner-Webb
LB Mario Brown, R-Sr., Gardner-Webb
LB Andrew McKain, R-Sr., Charleston Southern
DB Josh Norman, Soph., Coastal Carolina
DB Arin West, Jr., Stony Brook
DB KaJuan Lee, R-Soph., Liberty
DB Chris Kuzdale, Soph., Charleston Southern

SPECIAL TEAMS

PK Matt Bevins, Soph., Liberty
P Marc Ray, R-Fr., VMI
LS Andrew McKain, R-Sr., Charleston Southern
KR David Montgomery, Sr., Gardner-Webb
PR Tim Maypray, Sr., VMI

ALL-CONFERENCE SECOND-TEAM OFFENSE

QB Tommy Beecher, R-Sr., Liberty
RB Howard Abegesah, Sr., VMI
RB Patrick Hall, Jr., Gardner-Webb
WR Chris Summers, R-Soph., Liberty
WR Patrick McKoy, Soph., Presbyterian
WR Kwame Krakue, R-Jr., Charleston Southern
TE Will Quarles, R-Sr., Liberty
OL Ryan Boehm, R-Sr., Coastal Carolina
OL Kyle Webber, Sr., Gardner-Webb
OL J.W. Myers, R-Sr., Charleston Southern
OL Mario Cosby, R-Sr., Liberty
OL Alex Stadler, R-Jr., Liberty

DEFENSE

DL Josh Wine, Jr., VMI
DL Quinon Isom, R-Sr., Gardner-Webb
DL Asa Chapman, Soph., Liberty
DL Chris Perri, Sr., Stony Brook
LB Doncel Bolt, Jr., Liberty
LB Wes Cheek, Sr., Liberty
LB Emilio Calvin, R-Soph., VMI
LB Desmond Steward, R-Soph., Coastal Caro.
DB Byron Allen, R-Soph., VMI
DB Chris Rocco, Sr., Liberty
DB Justin Bethel, Soph., Presbyterian
DB Chris Richards, Sr., Stony Brook

SPECIAL TEAMS

PK John Paglia, Jr., Charleston Southern (tie)
PK Ryan Gates, Soph., Gardner-Webb (tie)
P Mike Larsson, Soph., Liberty
LS Matt Quinn, Sr., Presbyterian
KR Aaron Hewlett, R-Sr., Liberty
PR Antwan Ivey, Soph., Charleston Southern

2010

ALL-CONFERENCE FIRST-TEAM OFFENSE

QB Mike Brown, R-Jr., Liberty
RB Miguel Maysonet, Soph., Stony Brook
RB Brock Jackolski, Jr., Stony Brook
WR Chris Summers, R-Jr., Liberty
WR Gerald Stevenson, Sr., Charleston Southern
WR James Perry III, R-Jr., Gardner-Webb
TE David Duran, R-Jr., Coastal Carolina
OL Paul Fenaroli, Sr., Stony Brook
OL Alex Stadler, R-Sr., Liberty
OL Corey O'Daniel, Sr., Gardner-Webb
OL Justin Vargas, R-Sr., Liberty
OL Brian Crew, Sr., Stony Brook

DEFENSE

DL Preston Pemasa, Fr., Gardner-Webb
DL Terry Adams, R-Sr., Liberty
DL Josh Wine, Sr., VMI
DL Asa Chapman, Jr., Liberty
LB Andrae Jacobs, Soph., Coastal Carolina
LB A.J. Gross, R-Jr., VMI
LB Kyle O'Donnell, R-Sr., Liberty
LB Chris Patrick, R-Sr., Charleston Southern
DB Arin West, Sr., Stony Brook
DB Josh Norman, Jr., Coastal Carolina
DB Charles James, R-Soph., Charleston So.
DB Dominique Davenport, R-Sr., Coastal Caro.

SPECIAL TEAMS

PK Matt Bevins, Jr., Liberty
P Mike Larsson, Jr., Liberty
LS Daniel Bonifas, R-Sr., Coastal Carolina
KR Gerald Stevenson, Sr., Charleston Southern
PR Michael Rainey-Wiles, Sr., VMI

ALL-CONFERENCE SECOND-TEAM OFFENSE

QB Zach MacDowall, R-Sr., Coastal Carolina
RB Eric O'Neal, Sr., Coastal Carolina
RB Patrick Hall, Sr., Gardner-Webb (tie)
RB Trandon Dendy, R-Sr., Presbyterian (tie)
WR Matt Brevi, Jr., Stony Brook
WR Brandon Whitley, R-Sr., Coastal Carolina
WR B.J. Hayes, R-Jr., Liberty
TE Josh Miller, Sr., Gardner-Webb
OL Seth Smalls, Sr., Coastal Carolina
OL Jordan Lancaster, R-Sr., Charleston So.
OL Soeren Wendland, R-Sr., Liberty
OL Jamey Cheatwood, R-Fr., Coastal Carolina
OL Jamie Dunaway, Soph., Gardner-Webb

DEFENSE

DL Damiso Alexander, R-Sr., VMI
DL Kent Harper, Sr., Coastal Carolina
DL Patrick Bannon, Sr., Liberty
DL Joel Walton, Sr., Charleston Southern
LB Craig Richardson, Soph., Stony Brook
LB Jeffery Williams, Sr., Gardner-Webb
LB Derek Brown, Sr., Presbyterian College
LB Doncel Bolt, Sr., Liberty
DB Cedric McGowan, R-Sr., Gardner-Webb
DB Justin Bethel, Jr., Presbyterian College
DB Byron Allen, R-Jr., VMI
DB Bryce Nixon, R-Jr., Gardner-Webb

SPECIAL TEAMS

PK Wesley Skiffington, R-Soph., Stony Brook
P Patrick Morgano, Soph., Presbyterian
LS Hudson Smith, Fr., Gardner-Webb
KR Brock Jackolski, Jr., Stony Brook
PR Niccolo Mastromatteo, Fr., Coastal Carolina

2011 ALL-CONFERENCE FIRST-TEAM OFFENSE

QB Mike Brown, R-Sr, Liberty
RB Miguel Maysonet, Jr, Stony Brook
RB Brock Jackolski, Sr, Stony Brook
WR Chris Summers, R-Sr, Liberty
WR James Perry III, R-Sr, Gardner-Webb
WR Nathan Perera, Soph, Charleston Southern
TE Tommy Shaver, R-Sr, Liberty
OL Joe Faiella, Sr, Stony Brook
OL Rob Bailey, Sr, VMI
OL Jamie Dunaway, Jr, Gardner-Webb
OL Malcolm Boyd, Jr, Liberty
OL Max Travis, Sr, Presbyterian College

DEFENSE

DL Preston Pemasa, Soph, Gardner-Webb
DL Ryan Haber, R-Sr, Stony Brook
DL Brian Davis, Sr, Presbyterian College
DL Matt Goods, R-Soph, Gardner-Webb
LB Marty Patterson, R-Sr, Gardner-Webb
LB A.J. Gross, R-Sr, VMI
LB Jawara Dudley, Soph, Stony Brook
LB Andrae Jacobs, Jr, Coastal Carolina
DB Justin Bethel, Sr, Presbyterian College
DB Josh Norman, Sr, Coastal Carolina
DB Charles James, R-Jr, Charleston Southern
DB Chris Kuzdale, Sr, Charleston Southern

SPECIAL TEAMS

PK Wesley Skiffington, R-Jr, Stony Brook
P Mike Larsson, Sr, Liberty
LS Richard Wright, R-Soph, Liberty
KR Kevin Fogg, Jr, Liberty
PR Ricky Rhodes, R-Jr, Gardner-Webb

ALL-CONFERENCE SECOND-TEAM OFFENSE

QB Kyle Essington, Jr, Stony Brook
RB Kenny Little, R-Jr, Gardner-Webb
RB Lance Byrd, Jr, Presbyterian College
WR Pat Kelly, Jr, Liberty
WR Matt Hazel, Soph, Coastal Carolina
WR Tracy Hairston, R-Sr, VMI
TE Jamie Childers, Sr, Coastal Carolina
OL Steve Demilio, R-Jr, Gardner-Webb
OL Jamey Cheatwood, R-Soph, Coastal Caro.
OL Toney White, R-Sr, Liberty
OL Tim Franklin, Sr, Coastal Carolina
OL Aaron Lundy, R-Jr, Liberty

DEFENSE

DL Asa Chapman, Sr, Liberty
DL Roosevelt Kirk, Sr, Stony Brook
DL Chris Thomas, Jr, Coastal Carolina
DL Francis Bah, R-Soph, Liberty (tie)
DL Derren Evans, Sr, Presbyterian College (tie)
LB Nick Sigmon, R-Fr, Liberty
LB CeeJay Harris, Sr, Presbyterian College
LB Mike Chocholousek, Jr, Charleston So.
LB Desmond Steward, Sr, Coastal Carolina
DB Byron Allen, R-Sr, VMI
DB Walt Aikens, R-Soph, Liberty
DB Dominick Reyes, R-Jr, Stony Brook
DB Kevin Fogg, Jr, Liberty

SPECIAL TEAMS

PK Trevor Austin, Fr, Gardner-Webb
P Patrick Morgano, Jr, Presbyterian College
LS Mike Chocholousek, Jr, Charleston So.
KR Brock Jackolski, Sr, Stony Brook
PR Niccolo Mastromatteo, Soph, Coastal Caro.

2012 ALL-CONFERENCE FIRST-TEAM OFFENSE

QB Aramis Hillary, Sr, Coastal Carolina
RB Miguel Maysonet, Sr, Stony Brook
RB Aldreakis Allen, Jr, Liberty
WR Kevin Norrell, Sr, Stony Brook
WR Pat Kelly, Sr, Liberty
WR Matt Hazel, Jr, Coastal Carolina
TE Seth Cranfill, R-Soph, Gardner-Webb
OL Michael Bamiro, R-Jr, Stony Brook
OL Pat Williams, Sr, Coastal Carolina
OL Mike Lisi, Soph, Stony Brook
OL Steve Demilio, R-Sr, Gardner-Webb
OL Aaron Lundy, R-Sr, Liberty

DEFENSE

DL Jonathan Coats, Sr, Stony Brook
DL Charlie Jones, Sr, VMI
DL Johnny Hartsfield, Sr, Coastal Carolina
DL Quinton Davis, Sr, Coastal Carolina
LB Quinn Backus, Soph, Coastal Carolina
LB Nick Sigmon, R-Soph, Liberty
LB Tanner Burch, Soph, Gardner-Webb
LB Jawara Dudley, Jr, Stony Brook
DB Charles James, R-Sr, Charleston Southern
DB Dominick Reyes, R-Sr, Stony Brook
DB Brent Vinson, Sr, Liberty
DB Dontavais Johnson, Sr, Coastal Carolina

SPECIAL TEAMS

PK Wesley Skiffington, R-Sr, Stony Brook
P Bo Lindsey, Sr, Gardner-Webb
LS Richard Wright, R-Jr, Liberty
KR Michael Ruff, Sr, Presbyterian
PR Niccolo Mastromatteo, Jr, Coastal Carolina

ALL-CONFERENCE SECOND-TEAM OFFENSE

QB Kyle Essington, Sr, Stony Brook
RB Jeremy Height, Sr, Coastal Carolina
RB Kenny Little, R-Sr, Gardner-Webb
WR Kenny Cook, R-Soph, Gardner-Webb
WR Niccolo Mastromatteo, Jr, Coastal Carolina
WR Larry Jones III, Fr, Charleston Southern
TE David Duran, R-Sr, Coastal Carolina
OL Scott Hernandez, R-Jr, Stony Brook
OL Jamie Dunaway, Sr, Gardner-Webb
OL Jay Weatherington, Sr, Liberty
OL Chad Hamilton, R-Soph, Coastal Carolina
OL Austin Sargent, Sr, Gardner-Webb

DEFENSE

DL Maurice Dickson, Jr, Gardner-Webb
DL Bryant Lewellyn, R-Sr, Liberty
DL Preston Pemasa, Jr, Gardner-Webb
DL Cory Freeman, R-Jr, Liberty
LB Mike McClure, Jr, Coastal Carolina
LB Scott Hyland, Jr, Liberty
LB Donelle Williams, Soph, Presbyterian
LB LJ Perry, Jr, Presbyterian
DB Walt Aikens, R-Jr, Liberty
DB Davonte Anderson, Jr, Stony Brook
DB Elijah Lee, Jr, Charleston Southern
DB Cedrick Moore, Sr, Stony Brook

SPECIAL TEAMS

PK John Lunsford, Fr, Liberty
P Grant Bowden, Jr, Liberty
LS Hudson Smith, Jr, Gardner-Webb
KR J.J. Hubbard, Soph, Gardner-Webb
PR J.J. Hubbard, Soph, Gardner-Webb

2013 ALL-CONFERENCE FIRST-TEAM OFFENSE

QB Alex Ross, R-Soph, Coastal Carolina
RB Lorenzo Taliaferro, Sr, Coastal Carolina
RB Christian Reyes, Jr, Charleston Southern
WR Kenny Cook, R-Jr, Gardner-Webb
WR Matt Hazel, Sr, Coastal Carolina
WR Darrin Peterson, Soph, Liberty
TE Brandon Apon, R-Sr, Liberty
OL Jamey Cheatwood, R-Sr, Coastal Carolina
OL Hunter Steward, Sr, Liberty
OL Chad Hamilton, R-Jr, Coastal Carolina
OL Drew Herring, R-Sr, Coastal Carolina
OL Clayton Truitt, Jr, Charleston Southern

DEFENSE

DL Shaquille Riddick, Jr, Gardner-Webb
DL Preston Pemasa, Sr, Gardner-Webb
DL Chima Uzowihe, Soph, Liberty
DL O.J. Le'iatua Mau, Soph, Gardner-Webb
LB Quinn Backus, Jr, Coastal Carolina
LB Tanner Burch, Jr, Gardner-Webb
LB Nick Sigmon, R-Jr, Liberty
LB Calvin Bryant, Jr, Charleston Southern
DB Jacob Hagen, R-Jr, Liberty
DB Walt Aikens, R-Sr, Liberty
DB Kevin Fogg, R-Sr, Liberty
DB Keon Williams, Sr, Gardner-Webb

SPECIAL TEAMS

PK Alex Catron, Jr, Coastal Carolina
P Jordan Day, R-Sr, Gardner-Webb
LS Richard Wright, R-Sr, Liberty
KR Devin Brown, Fr, Coastal Carolina
PR Jeremiah McKie, Jr, Presbyterian College

ALL-CONFERENCE SECOND-TEAM OFFENSE

QB Josh Woodrum, R-Soph, Liberty
RB Desmond Rice, Jr, Liberty
RB Juanne Blount, R-Jr, Gardner-Webb
WR Tobin Antigha, Jr, Presbyterian College
WR Sam Patterson, Soph, VMI
WR DeMario Bennett, Sr, Coastal Carolina
TE Mike Estes, R-Fr, Gardner-Webb
OL Jonathan Burgess, Soph, Liberty
OL Mitch Hanson, R-Jr, Liberty
OL Will Lucas, Sr, VMI
OL Greg Ray, R-Jr, Liberty
OL Tim Fowler, R-Sr, Presbyterian College

DEFENSE

DL Cory Freeman, R-Sr, Liberty
DL James Smith, Jr, Charleston Southern
DL Dylan Black, Jr, Charleston Southern
DL Calvin Hollenhorst, R-Soph, Coastal Caro.
LB Mike McClure, Sr, Coastal Carolina
LB Chad Geter, Soph, Gardner-Webb
LB Weston Reber, R-Sr, VMI
LB Scott Hyland, Sr, Liberty
DB Elijah Lee, Sr, Charleston Southern
DB Demaris Freeman, R-Jr, Charleston So.
DB Richie Sampson, Soph, Coastal Carolina
DB Denzel Rice, Jr, Coastal Carolina

SPECIAL TEAMS

PK Jordan Day, R-Sr, Gardner-Webb
P David Eberhardt, R-Sr, VMI
LS Hudson Smith, R-Sr, Gardner-Webb
KR Jeremiah McKie, Jr, Presbyterian College
PR Niccolo Mastromatteo, Sr, Coastal Carolina

2014 ALL-CONFERENCE FIRST-TEAM OFFENSE

QB Alex Ross, R-Jr., Coastal Carolina
RB De'Angelo Henderson, R-Soph., Coastal
RB D.J. Abnar, Jr., Liberty
WR Darrin Peterson, Jr., Liberty
WR Kenny Cook, R-Sr., Gardner-Webb
WR Neal Sterling, R-Sr., Monmouth
TE Seth Cranfill, R-Sr., Gardner-Webb
OL Chad Hamilton, R-Sr., Coastal Carolina
OL Kevin Hart, Sr., Coastal Carolina
OL Clayton Truitt, Sr., Charleston Southern
OL Jonathan Burgess, Jr., Liberty
OL Mitch Hanson, R-Sr., Liberty

DEFENSE

DL Chima Uzowihe, Jr., Liberty
DL O.J. Mau, Jr., Gardner-Webb
DL Roderick Holder, Jr., Coastal Carolina
DL Dominique Davis, Sr., Liberty
LB Quinn Backus, Sr., Coastal Carolina
LB Donelle Williams, R-Jr., Presbyterian
LB Aaron Cook, Soph., Gardner-Webb
LB Aaron Brown, Jr., Charleston Southern
DB Jacob Hagen, R-Sr., Liberty
DB Ed Britt, Jr., Presbyterian College
DB Pernell Williams, R-Sr., Coastal Carolina
DB Mike Basile, Fr., Monmouth

SPECIAL TEAMS

PK John Lunsford, Jr., Liberty
P Trey Turner, R-Fr., Liberty
LS Shane Ballard, R-Sr., Coastal Carolina
KR Devin Brown, R-Soph., Coastal Carolina
PR Darius Hammond, Soph., Charleston So.

ALL-CONFERENCE SECOND-TEAM OFFENSE

QB Josh Woodrum, R-Jr., Liberty
RB Christian Reyes, Sr., Charleston Southern
RB Lavon Chaney, Soph., Monmouth
WR Bruce Mapp, R-Soph., Coastal Carolina
WR John Israel, R-Jr., Coastal Carolina
WR Tobi Antigha, Sr., Presbyterian College
TE Dexter Herman, Sr., Liberty
OL Mo Ashley, R-Sr., Coastal Carolina
OL Greg Ray, R-Sr., Liberty
OL Reece Johnston, R-Sr., Monmouth
OL Devinn Ritter, Sr., Presbyterian College
OL Erik Austell, R-Soph., Charleston Southern

DEFENSE

DL Toby Oneychi, R-Sr., Liberty
DL Calvin Hollenhorst, R-Jr., Coastal Carolina
DL Dylan Black, Sr., Charleston Southern
DL Darnell Leslie, R-Soph., Monmouth
LB John Siczkowski, Jr., Monmouth
LB Brett Johnson, R-Sr., Coastal Carolina
LB Nick Sigmon, R-Sr., Liberty
LB Nick Newman, Soph., Liberty
DB Troy McGowens, Soph., Charleston So.
DB Ivan Toomer, R-Jr., Gardner-Webb
DB Demaris Freeman, R-Sr., Charleston So.
DB Denzel Rice, Sr., Coastal Carolina

SPECIAL TEAMS

PK Alex Catron, Sr., Coastal Carolina
P Ryan Mohr, Sr., Monmouth
LS Cannon Jordan, R-Sr., Presbyterian College
KR J.J. Hubbard, Sr., Gardner-Webb
PR J.J. Hubbard, Sr., Gardner-Webb

2015 ALL-CONFERENCE FIRST-TEAM OFFENSE

QB Alex Ross, R-Sr., Coastal Carolina
RB De'Angelo Henderson, R-Jr., Coastal Caro.
RB Darrell Bridges, R-Soph., Presbyterian
WR Darrin Peterson, Sr., Liberty
WR Bruce Mapp, R-Jr., Coastal Carolina
WR Darren Ambush, Jr., Monmouth
TE Mike Estes, R-Jr., Gardner-Webb
OL Jonathan Burgess, Sr., Liberty
OL Erik Austell, R-Jr., Charleston Southern
OL Max Sommer, R-Sr., Liberty
OL Sam Ekwonike, R-Jr., Coastal Carolina
OL Voghens Larrieux, R-Jr., Coastal Carolina

DEFENSE

DL Chima Uzowihe, Sr., Liberty
DL O.J. Mau, Sr., Gardner-Webb
DL Anthony Ellis, Soph., Charleston Southern
DL Jabarai Bothwell, Jr., Coastal Carolina
LB Chad Geter, R-Jr., Gardner-Webb
LB Aaron Brown, Sr., Charleston Southern
LB Donelle Williams, R-Sr., Presbyterian
LB Solomon Brown, R-Fr., Charleston Southern
DB Mike Basile, Soph., Monmouth
DB Ed Britt, Sr., Presbyterian
DB Malcolm Jackson, Sr., Charleston Southern
DB Taylor Henkle, R-Fr., Kennesaw State

SPECIAL TEAMS

PK Ryan Granger, R-Jr., Coastal Carolina
P Stephen Doar, R-Sr., Presbyterian
LS Joseph Smith, R-Jr., Charleston Southern
KR Devin Brown, R-Jr., Coastal Carolina
PR Darius Hammond, Jr., Charleston Southern

ALL-CONFERENCE SECOND-TEAM OFFENSE

QB Josh Woodrum, R-Sr., Liberty (tie)
QB Austin Brown, Sr., Charleston Southern (tie)
RB Lavon Chaney, Jr., Monmouth
RB Darius Hammond, Jr., Charleston Southern
WR Nathan Perera, R-Sr., Charleston Southern
WR Chris Jones, R-Soph., Coastal Carolina
WR Zac Parker, Jr., Liberty
TE Hakeem Valles, R-Sr., Monmouth
OL Jackson Williamson, Jr., Charleston So.
OL Benny Timmons, R-Sr., Charleston So.
OL Alex Thompson, Soph., Monmouth
OL Chase Tidwell, R-Jr., Coastal Carolina
OL Malik Letatau, Jr., Kennesaw State

DEFENSE

DL Roderick Holder, Sr., Coastal Carolina
DL Ugonna Akoh, R-Jr., Presbyterian
DL Jebrai Regan, Sr., Gardner-Webb
DL Calvin Hollenhorst, R-Sr., Coastal Carolina
LB Alex Searce, Jr., Coastal Carolina
LB Nick Newman, Jr., Liberty
LB Payton Minnich, Jr., Monmouth
LB Aaron Cook, Jr., Gardner-Webb
DB Troy McGowens, Jr., Charleston Southern
DB Derrick Farrow, Jr., Kennesaw State
DB Chris Turner, R-Fr., Liberty
DB Joe Johnson, Sr., Monmouth

SPECIAL TEAMS

PK John Lunsford, Sr., Liberty
P Trey Turner, R-Soph., Liberty
LS Hunter Winstead, R-Soph., Liberty
PR Chris Jones, R-Soph., Coastal Carolina

2016 ALL-CONFERENCE FIRST-TEAM OFFENSE

QB Tyrell Maxwell, Jr., Gardner-Webb
RB Mike Holloway, Sr., Charleston Southern
RB Chaston Bennett, Sr., Kennesaw State
WR Reggie White Jr., R-Soph., Monmouth
WR Justin Sumpter, R-Soph., Kennesaw State
WR Dante' Shells, Sr., Liberty
TE Mike Estes, R-Sr., Gardner-Webb
OL Erik Austell, R-Sr., Charleston Southern
OL Malik Letatau, Sr., Kennesaw State
OL Frank Cirone, Jr., Charleston Southern
OL David Sutton, R-Sr., Gardner-Webb
OL Alex Thompson, Jr., Monmouth

DEFENSE

DL Anthony Ellis, Jr., Charleston Southern
DL Juwan Wells, Soph., Liberty
DL Tonarius Portress, Jr., Kennesaw State
DL Desmond Johnson, R-Fr., Kennesaw State
LB Chad Geter, R-Sr., Gardner-Webb
LB Solomon Brown, R-Soph., Charleston So.
LB Aaron Cook, Sr., Gardner-Webb
LB Nick Newman, Sr., Liberty
DB Mike Basile, Jr., Monmouth
DB Troy McGowens, Sr., Charleston Southern
DB Dante Blackmon, R-Sr., Kennesaw State
DB Jaylan Foster, Fr., Gardner-Webb

SPECIAL TEAMS

PK Alex Probert, Fr., Liberty
P Trey Turner, R-Jr., Liberty
LS Hunter Winstead, R-Jr., Liberty
KR Darius Hammond, Sr., Charleston Southern
PR Darius Hammond, Sr., Charleston Southern

ALL-CONFERENCE SECOND-TEAM OFFENSE

QB Chandler Burks, R-Soph., Kennesaw State
RB Khalil Lewis, R-Soph., Gardner-Webb
RB Darius Hammond, Sr., Charleston Southern
WR Kameron Brown, R-Fr., Charleston Southern
WR Darren Ambush, Sr., Monmouth
WR DaShawn Davis, Soph., Presbyterian
TE Kendall Couamin, Sr., Liberty
OL Caleb Smith, R-Sr., Gardner-Webb
OL Lucas Holder, R-Jr., Liberty
OL Zach Mitchler, R-Soph., Kennesaw State
OL Will Millikan, Soph., Gardner-Webb
OL Dontae Duff, R-Fr., Liberty

DEFENSE

DL Darnell Leslie, R-Sr., Monmouth
DL Khari Rosier, Sr., Presbyterian
DL P.J. Fuimaono, Jr., Gardner-Webb
DL Obinna Ntiasagwe, R-Jr., Presbyterian
LB Zane Cruz, Jr., Charleston Southern
LB Anthony Gore Jr., R-Soph., Kennesaw State
LB Izzy Sam, R-Jr., Kennesaw State
LB Dexter Robbins, Sr., Liberty
DB Corbin Jackson, Sr., Charleston Southern
DB Chris Turner, R-Soph., Liberty
DB Derrick Farrow, Sr., Kennesaw State
DB Alpha Jalloh, Sr., Liberty

SPECIAL TEAMS

PK Paul Schumacher, Jr., Gardner-Webb
P Brett Norton, Soph., Presbyterian
LS Joseph Smith, R-Sr., Charleston Southern
KR Frankie Hickson, R-Fr., Liberty

4-TIME ALL-CONFERENCE (10)

Hunter Smith, Gardner-Webb.....	2003-04-05-06
Adrain Grady, Coastal Carolina.....	2003-04-05-07
Jada Ross, Charleston Southern.....	2004-05-06-07
Jerome Simpson, Coastal Carolina.....	2004-05-06-07
Daniel Cooke, Gardner-Webb.....	2005-06-07-08
Demario Deese, Gardner-Webb.....	2005-06-07-08
James Perry III, Gardner-Webb.....	2008-09-10-11
Niccolo Mastromatteo, Coastal Carolina.....	2010-11-12-13
Preston Pemasa, Gardner-Webb.....	2010-11-12-13
Nick Sigmon, Liberty.....	2011-12-13-14



Hunter Smith

3-TIME ALL-CONFERENCE (86)

Bowe Butler, Charleston Southern.....	2002-03-04
Keppy Baucom, Gardner-Webb.....	2002-03-04
Ryan Smith, Gardner-Webb.....	2002-03-04
Harold Wells, Gardner-Webb.....	2002-03-04
Graham Whitlock, Gardner-Webb.....	2002-03-04
Mario Williams, Gardner-Webb.....	2002-03-04
Dre Barnes, Liberty.....	2002-03-04
Maurice Simpkins, Coastal Carolina.....	2003-04-05
Antwon Trice, Coastal Carolina.....	2003-04-05
Nick Roberts, Gardner-Webb.....	2003-04-05
Zohn Burden, VMI.....	2003-04-05
Robert Mason, VMI.....	2003-04-05
Sean Mizzer, VMI.....	2003-04-06
Aundres Perkins, Charleston Southern.....	2003-05-06
Collin Drafts, Charleston Southern.....	2004-05-06
Maurice Price, Charleston Southern.....	2004-05-06
Brad Poston, Coastal Carolina.....	2004-05-06
Quinton Teal, Coastal Carolina.....	2004-05-06
Kory Alston, Gardner-Webb.....	2004-05-06
Duvaughn Flagler, Gardner-Webb.....	2005-06-07
Michael Hanna, Gardner-Webb.....	2005-06-07
Brian Johnston, Gardner-Webb.....	2005-06-07
Chris Luck, Liberty.....	2005-06-07
Zach Terrell, Liberty.....	2005-06-07
Patrick Calvary, Liberty.....	2005-07-08
Ryan Greiser, Liberty.....	2006-07-08
Rashad Jennings, Liberty.....	2006-07-08
Mario Brown, Gardner-Webb.....	2006-07-09
Phillip Oboh, Coastal Carolina.....	2007-08-09
Tim Maypray, VMI.....	2007-08-09
Howard Abegesah, VMI.....	2007-08-09
Jeffery Williams, Gardner-Webb.....	2007-08-10
Cedric McGowan, Gardner-Webb.....	2007-08-10
Gerald Stevenson, Charleston Southern.....	2008-09-10
Corey O'Daniel, Gardner-Webb.....	2008-09-10
Josh Norman, Coastal Carolina.....	2009-10-11
Marty Patterson, Gardner-Webb.....	2008-09-11
Mike Brown, Liberty.....	2009-10-11

Asa Chapman, Liberty.....	2009-10-11
Mike Larsson, Liberty.....	2009-10-11
Chris Summers, Liberty.....	2009-10-11
Justin Bethel, PC.....	2009-10-11
A.J. Gross, VMI.....	2008-10-11
Byron Allen, VMI.....	2009-10-11
Miguel Maysonet, Stony Brook.....	2010-11-12
Charles James, Charleston Southern.....	2010-11-12
Wesley Skiffington, Stony Brook.....	2010-11-12
David Duran, Coastal Carolina.....	2009-10-12
Jamie Dunaway, Gardner-Webb.....	2010-11-12
Matt Hazel, Coastal Carolina.....	2011-12-13
Jamey Cheatwood, Coastal Carolina.....	2010-11-13
Hudson Smith, Gardner-Webb.....	2010-12-13
Walt Aikens, Liberty.....	2011-12-13
Richard Wright, Liberty.....	2011-12-13
Kenny Cook, Gardner-Webb.....	2012-13-14
Chad Hamilton, Coastal Carolina.....	2012-13-14
Quinn Backus, Coastal Carolina.....	2012-13-14
Alex Ross, Coastal Carolina.....	2013-14-15
Darrin Peterson, Liberty.....	2013-14-15
Jonathan Burgess, Liberty.....	2013-14-15
Chima Uzowihe, Liberty.....	2013-14-15
O.J. Mau, Gardner-Webb.....	2013-14-15
Donelle Williams, Presbyterian.....	2012-14-15
Devin Brown, Coastal Carolina.....	2013-14-15
Josh Woodrum, Liberty.....	2013-14-15
Calvin Hollenhorst, Coastal Carolina.....	2013-14-15
John Lunsford, Liberty.....	2012-14-15
Mike Estes, Gardner-Webb.....	2013-15-16
Erik Austell, Charleston Southern.....	2014-15-16
Chad Geter, Gardner-Webb.....	2013-15-16
Aaron Cook, Gardner-Webb.....	2014-15-16
Nick Newman, Liberty.....	2014-15-16
Troy McGowens, Charleston Southern.....	2014-15-16
Darius Hammond, Charleston Southern.....	2014-15-16
MIKE BASILE, Monmouth.....	2014-15-16
TREY TURNER, Liberty.....	2014-15-16



Jada Ross



Erik Austell



Mike Basile

2002 PLAYERS OF THE WEEK

- Sept. 1** OFF: Jehmela Bryan, Gardner-Webb
DEF: Kendrick Howard, Liberty
ST: Graham Whitlock, Gardner-Webb
FR: Justin McAadoo, Gardner-Webb
- Sept. 8** OFF: Dre Barnes, Liberty
DEF: Calvin Sutton, Elon
ST: Graham Whitlock, Gardner-Webb
FR: Gemere Herman, Charleston So.
- Sept. 15** OFF: Jeremy Martin, Gardner-Webb
DEF: Mario Williams, Gardner-Webb
ST: Rashaud Palmer, Elon
FR: Kyle Belkowski, Elon
- Sept. 22** OFF: Jeremy Martin, Gardner-Webb
DEF: Mike Warren, Elon
ST: Andrew Harmon, Gardner-Webb
FR: Keppy Baucom, Gardner-Webb
- Sept. 29** OFF: C.W. Singletary, Elon
DEF: William Haith, Liberty
ST: Mike Washington, Charleston So.
FR: Emerson Fazekas, Elon
- Oct. 6** OFF: Chris Foster, Gardner-Webb
DEF: Kendrick Howard, Liberty
ST: Arketa Banks, Elon
FR: Justin McAadoo, Gardner-Webb
- Oct. 13** OFF: Jeremy Martin, Gardner-Webb
DEF: Bowe Butler, Charleston Southern
ST: Lamar Ingram, Gardner-Webb
FR: Keppy Baucom, Gardner-Webb
- Oct. 20** OFF: Dre Barnes, Liberty
DEF: Marcell Howard, Liberty
ST: Adrian Hall, Liberty
FR: Dwayne Ijames, Elon
- Oct. 27** OFF: George Pressley, Gardner-Webb
DEF: Jason Threat, Gardner-Webb
ST: Andrew Harmon, Gardner-Webb
FR: Jonathan Hanberry, Liberty
- Nov. 3** OFF: Dre Barnes, Liberty
DEF: Mario Williams, Gardner-Webb
ST: Anthony Turowski, Elon
FR: Jonathan Hanberry, Liberty
- Nov. 10** OFF: Rashaud Palmer, Elon
DEF: Mario Williams, Gardner-Webb
ST: Arketa Banks, Elon
FR: Josh Hubbard, Gardner-Webb
- Nov. 17** OFF: Jeremy Martin, Gardner-Webb
DEF: Mario Williams, Gardner-Webb
ST: Raschard Buie, Elon
FR: Keppy Baucom, Gardner-Webb
- Nov. 24** OFF: Dre Barnes, Liberty
DEF: Calvin Sutton, Elon
ST: Anthony Turowski, Elon
FR: David Holland, Liberty

2003 PLAYERS OF THE WEEK

- Aug. 31** OFF: William Andrews, Jr., Gardner-Webb
DEF: Jonathan Little, Gardner-Webb
ST: Adrian Hall, VMI
FR: Adam Peters, VMI
- Sept. 7** OFF: Sean Mizzer, VMI
DEF: Maurice Simpkins, Coastal Carolina
ST: Graham Whitlock, Gardner-Webb
FR: Jonna Lee, Charleston Southern
- Sept. 14** OFF: Nick Roberts, Gardner-Webb
DEF: Aaron Sykes, Gardner-Webb
ST: Noah Crouch, Liberty
FR: Collin Drafts, Charleston Southern
- Sept. 21** OFF: Aaron Dunklin, Charleston Southern
DEF: Mario Williams, Gardner-Webb
ST: Erick Harris, Liberty
FR: Robert Adams, Charleston Southern
- Sept. 28** OFF: Aundres Perkins, Coastal Carolina
DEF: Mario Williams, Gardner-Webb
ST: Darnell Williams, Coastal Carolina
FR: Demetrius Morant, Coastal Carolina
- Oct. 4** OFF: Eugene Goodman, Liberty
DEF: Michael Fox, VMI
ST: Jake Neal, Gardner-Webb
FR: Hunter Smith, Gardner-Webb
- Oct. 11** OFF: William Andrews, Jr., Gardner-Webb
DEF: Justin Huggard, VMI
ST: Noah Crouch, Liberty
FR: Jonna Lee, Charleston Southern
- Oct. 18** OFF: Chris Foster, Gardner-Webb
DEF: Jim Maxwell, Gardner-Webb
ST: Matt Sharpe, VMI
FR: Austin Gaines, Gardner-Webb
- Oct. 25** OFF: Aaron Dunklin, Charleston Southern
DEF: Derick Screen, VMI
ST: Josh Hoke, Coastal Carolina
FR: Jonna Lee, Charleston Southern
- Nov. 1** OFF: Dre Barnes, Liberty
DEF: Maurice Simpkins, Coastal Carolina
ST: Matt Sharpe, VMI
FR: Hunter Smith, Gardner-Webb
- Nov. 8** OFF: Nick Roberts, Gardner-Webb
DEF: Chris Green, Liberty
ST: Greg Williamson, Coastal Carolina
FR: Scott Kivosky, Liberty
- Nov. 17** OFF: Eugene Goodman, Liberty
DEF: Mario Williams, Gardner-Webb
ST: Graham Whitlock, Gardner-Webb
FR: Juwon Lawson, Charleston Southern
- Nov. 25** OFF: Eugene Goodman, Liberty
DEF: Maurice Simpkins, Coastal Carolina
ST: Noah Crouch, Liberty
FR: Austin Gaines, Gardner-Webb

2004 PLAYERS OF THE WEEK

- Sept. 6** OFF: Marcus Hamilton, Liberty
DEF: Mario Williams, Gardner-Webb
ST: Alonzia Phillips, Liberty
FR: Jerome Simpson, Coastal Carolina
- Sept. 13** OFF: Kory Alston, Gardner-Webb
DEF: Allen Davis, Gardner-Webb
ST: Graham Whitlock, Gardner-Webb
FR: Jerome Simpson, Coastal Carolina
- Sept. 20** OFF: Eddie Gadson, Coastal Carolina
Eugene Goodman, Liberty
DEF: Justin Huggard, VMI
ST: Nick Ellis, Charleston Southern
FR: C.J. Hirschman, Charleston Southern
- Sept. 27** OFF: Nick Roberts, Gardner-Webb
DEF: Mario Williams, Gardner-Webb
ST: Josh Hoke, Coastal Carolina
FR: Brian Johnston, Gardner-Webb
- Oct. 5** OFF: Collin Drafts, Charleston Southern
Sam Gado, Liberty
DEF: Manny Rojas, Liberty
ST: Noah Crouch, Liberty
FR: Maurice Price, Charleston Southern
- Oct. 11** OFF: Tyler Thigpen, Coastal Carolina
DEF: Harold Wells, Gardner-Webb
ST: Josh Hoke, Coastal Carolina
FR: Jerome Simpson, Coastal Carolina
- Oct. 18** OFF: Perry Parks, Coastal Carolina
DEF: Robert Mason, VMI
ST: Rob Williams, Coastal Carolina
FR: Marrio Norman, Coastal Carolina
- Oct. 25** OFF: Collins Drafts, Charleston Southern
DEF: Tavoris Horton, Gardner-Webb
ST: Hunter Smith, Gardner-Webb
FR: Mike Tolbert, Coastal Carolina
- Nov. 1** OFF: Dre Barnes, Liberty
Patrick Hall, Coastal Carolina
DEF: Harold Wells, Gardner-Webb
ST: Rob Williams, Coastal Carolina
FR: Ro-Derrick Middleton, Coastal Caro.
- Nov. 8** OFF: Sam Gado, Liberty
DEF: Adam DeGraffenreid, Charleston So.
ST: Josh Hoke, Coastal Carolina
FR: Barrett Way, VMI
- Nov. 15** OFF: Patrick Hall, Coastal Carolina
DEF: Harold Wells, Gardner-Webb
ST: Erick Harris, Liberty
FR: Alonzia Phillips, Liberty
- Nov. 22** OFF: Patrick Hall, Coastal Carolina
DEF: Robert Mason, VMI
ST: Jordan Alford, Liberty
FR: Rent Sherrill, Gardner-Webb

2005 PLAYERS OF THE WEEK

- Sept. 5** OFF: Jonathan Wilson, VMI
DEF: Jamar Leath, Coastal Carolina
ST: Noah Crouch, Liberty
FR: Rod Fluellen, Liberty
- Sept. 12** OFF: Coastal Carolina offense
DEF: Jamar Leath, Coastal Carolina
ST: Josh Hoke, Coastal Carolina
FR: Zach Terrell, Liberty
- Sept. 19** OFF: Collin Drafts, Charleston Southern
DEF: Justin Huggard, VMI
ST: Noah Crouch, Liberty
FR: Markus Murry, Charleston Southern
- Sept. 26** OFF: Robert Adams, Charleston So.
DEF: Robert Mason, VMI
ST: Josh Hoke, Coastal Carolina
FR: Michael Hanna, Gardner-Webb
- Oct. 3** OFF: Jonathan Wilson, VMI
Tyler Thigpen, Coastal Carolina
DEF: Justin Huggard, VMI
ST: Josh Hoke, Coastal Carolina
FR: Warren Jennings, Coastal Carolina
- Oct. 10** OFF: Zach Terrell, Liberty
DEF: Todd Baldwin, VMI
ST: Hunter Smith, Gardner-Webb
FR: Zach Terrell, Liberty
- Oct. 17** OFF: Andre Copeland, Charleston So.
DEF: Jamar Leath, Coastal Carolina
ST: Josh Hoke, Coastal Carolina
FR: Whittmin Reese, Coastal Carolina
- Oct. 24** OFF: Nick Roberts, Gardner-Webb
DEF: Mike Pavelko, Gardner-Webb
ST: Hunter Smith, Gardner-Webb
Barrett Way, VMI
FR: Patrick Calvary, Liberty
- Oct. 31** OFF: Tyler Thigpen, Coastal Carolina
DEF: Brian Johnston, Gardner-Webb
ST: Noah Crouch, Liberty
FR: Brock Smith, Liberty
- Nov. 7** OFF: Collin Drafts, Charleston Southern
DEF: Charleston Southern defense
ST: David Parker, Coastal Carolina
FR: Daniel Cooke, Gardner-Webb
- Nov. 14** OFF: Maurice Price, Charleston So.
DEF: Josh Mitchell, Charleston Southern
ST: Josh Hoke, Coastal Carolina
FR: Brock Smith, Liberty
- Nov. 21** OFF: Collin Drafts, Charleston Southern
Duvauhn Flagler, Gardner-Webb
DEF: Jada Ross, Charleston Southern
ST: Andre Manning, Gardner-Webb
FR: Markus Murry, Charleston Southern

2006 PLAYERS OF THE WEEK

- Sept. 4** OFF: Sean Mizzer, VMI
DEF: Jamaal Walton, VMI
ST: Wynton Jackson, Liberty
FR: Brandon Jackson, Gardner-Webb
- Sept. 11** OFF: Tyler Thigpen, Coastal Carolina
Collin Drafts, Charleston Southern
DEF: Okeba Rollinson, Charleston So.
ST: Michael Hanna, Gardner-Webb
FR: Stan Doolittle, Gardner-Webb
- Sept. 18** OFF: Jerome Simpson, Coastal Carolina
DEF: Manny Rojas, Liberty
ST: Ben Beasley, Liberty
FR: Jamar Anderson, Coastal Carolina
- Sept. 25** OFF: Rashad Jennings, Liberty
DEF: Quinton Teal, Coastal Carolina
ST: Hunter Smith, Gardner-Webb
FR: Chris Rocco, Liberty
- Oct. 2** OFF: Tyler Thigpen, Coastal Carolina
DEF: Mario E. Brown, Gardner-Webb
ST: Michael Hanna, Gardner-Webb
FR: David Montgomery, Gardner-Webb
- Oct. 9** OFF: Jerome Simpson, Coastal Carolina
DEF: Jamar Leath, Coastal Carolina
ST: Sean Lundy, Coastal Carolina
FR: Tim Maypray, VMI
- Oct. 16** OFF: Mike Tolbert, Coastal Carolina
DEF: Mario E. Brown, Gardner-Webb
ST: Nick Ellis, Charleston Southern
FR: Tim Maypray, VMI
- Oct. 23** OFF: Devin Campbell, Gardner-Webb
DEF: Jada Ross, Charleston Southern
ST: Hunter Smith, Gardner-Webb
FR: Christian Kelly, VMI
- Oct. 30** OFF: Devin Campbell, Gardner-Webb
DEF: Quinton Teal, Coastal Carolina
ST: Dominic Bolden, Liberty
FR: David Montgomery, Gardner-Webb
- Nov. 6** OFF: Collin Drafts, Charleston Southern
DEF: Jon Carmon, Charleston Southern
ST: Josh Hoke, Coastal Carolina
FR: Tim Torrence, Liberty
- Nov. 13** OFF: Tyler Thigpen, Coastal Carolina
DEF: Manny Rojas, Liberty
ST: Wynton Jackson, Liberty
FR: Dominique Davenport, Coastal Caro.
- Nov. 20** OFF: Tyler Thigpen, Coastal Carolina
DEF: Marrio Norman, Coastal Carolina
ST: Dominic Bolden, Liberty
FR: Kyle Hughes, VMI

2007 PLAYERS OF THE WEEK

- Sept. 3** OFF: Zach Terrell, Liberty
DEF: Joe Taylor, VMI
ST: Wynton Jackson, Liberty
FR: Tyson Petty, Gardner-Webb
- Sept. 10** OFF: William Richardson, Coastal Caro.
DEF: Brian Johnston, Gardner-Webb
ST: Wynton Jackson, Liberty
FR: Eric O'Neal, Coastal Carolina
- Sept. 17** OFF: Rashad Jennings, Liberty
DEF: Philip Ashley, Charleston Southern
ST: Noah Greenbaum, Liberty
FR: DeMarcus Moon, Charleston So.
- Sept. 24** OFF: Stan Doolittle, Gardner-Webb
DEF: Mario E. Brown, Gardner-Webb
ST: Evan Kay, Gardner-Webb
FR: Jeffery Williams, Gardner-Webb
- Oct. 1** OFF: Kyle Hughes, VMI
DEF: Brian Johnston, Gardner-Webb
ST: Wynton Jackson, Liberty
FR: Bryan Barnson, VMI
- Oct. 8** OFF: Rashad Jennings, Liberty
DEF: Josh Warrior, Charleston Southern
ST: Nick Ellis, Charleston Southern
FR: Derrick Frasier, Coastal Carolina
- Oct. 15** OFF: Tim Maypray, VMI
DEF: Ro-Derrick Middleton, Coastal Caro.
ST: Jamar Anderson, Coastal Carolina
FR: Jeffery Williams, Gardner-Webb
- Oct. 22** OFF: Rashad Jennings, Liberty
DEF: Brian Johnston, Gardner-Webb
ST: Noah Greenbaum, Liberty
FR: Keon Cunningham, Coastal Carolina
- Oct. 29** OFF: Mike Tolbert, Coastal Carolina
DEF: Brandon Autry, Coastal Carolina
ST: Arthur Sitton, Coastal Carolina
FR: Patrick Hall, Gardner-Webb
- Nov. 5** OFF: Tim Maypray, VMI
DEF: Vince Redd, Liberty
ST: Gerald Stevenson, Charleston So.
FR: Eric O'Neal, Coastal Carolina
- Nov. 12** OFF: Sidney Bryant, Charleston So.
Brock Smith, Liberty
DEF: Santini Washington, Coastal Caro.
ST: Liberty Special Teams
FR: Gerald Stevenson, Charleston So.
- Nov. 19** OFF: Rashad Jennings, Liberty
DEF: Steven Ackley, Liberty
ST: Tim Maypray, VMI
FR: Jeffery Williams, Gardner-Webb

2008 PLAYERS OF THE WEEK

- Sept. 1** OFF: Conte Cuttino, Stony Brook
DEF: Chris Richards, Stony Brook
ST: Jonathan Crawford, Liberty
FR: Edwin Gowins, Stony Brook
- Sept. 8** OFF: Tim Maypray, VMI
DEF: Dominique Davenport, Coastal
ST: Gerald Stevenson, Charleston So.
FR: Edwin Gowins, Stony Brook
- Sept. 15** OFF: Zach MacDowall, Coastal Carolina
DEF: Chad Brown, Liberty
ST: Mike Larsson, Liberty
FR: Chris Kuzdale, Charleston Southern
- Sept. 22** OFF: Zach MacDowall, Coastal Carolina
DEF: D.J. Rice, Coastal Carolina
ST: Bryson Summers, Presbyterian
FR: Greg Stevens, VMI
- Sept. 29** OFF: Rashad Jennings, Liberty
DEF: Nick Hursky, Liberty
ST: Ryan Gates, Gardner-Webb
FR: Matt Bevins, Liberty
- Oct. 6** OFF: Rashad Jennings, Liberty
DEF: Kamalu Umu, Charleston Southern
ST: Andy Brown, Charleston Southern
FR: Matt Bevins, Liberty
- Oct. 13** OFF: Tim Maypray, VMI
DEF: A.J. Gross, VMI
ST: Michael Hanna, Gardner-Webb
FR: Matt Bevins, Liberty
- Oct. 20** OFF: Philip Peoples, Gardner-Webb
DEF: Jeffery Williams, Gardner-Webb
ST: Luke Gaddis, Stony Brook
FR: Edwin Gowins, Stony Brook
- Oct. 27** OFF: Devin Campbell, Gardner-Webb
DEF: Jeffery Williams, Gardner-Webb
ST: Cedric McGowan, Gardner-Webb
FR: Ryan Gates, Gardner-Webb
- Nov. 3** OFF: Brandon Miley, Presbyterian
DEF: Anthony McKnight, Presbyterian
ST: Cam Miller, Presbyterian
FR: Edwin Gowins, Stony Brook
- Nov. 10** OFF: Edwin Gowins, Stony Brook
DEF: Marcus Lott, Coastal Carolina
ST: Ben Erdman, Coastal Carolina
FR: Jordan Woods, Gardner-Webb
- Nov. 17** OFF: Edwin Gowins, Stony Brook
DEF: Nick Hursky, Liberty
ST: Ben Shipps, Liberty
FR: Josh Norman, Coastal Carolina
- Nov. 24** OFF: Tim Maypray, VMI
DEF: Nick Hursky, Liberty
ST: Liberty Special Teams
FR: Justin Bethel, Presbyterian

2009 PLAYERS OF THE WEEK

- Sept. 7** OFF: Mike Brown, Liberty
DEF: Eric Church, VMI
ST: Ryan Gates, Gardner-Webb
FR: Matthew Goods, Gardner-Webb
- Sept. 14** OFF: Stan Doolittle, Gardner-Webb
DEF: Marty Patterson, Gardner-Webb
ST: Wesley Skiffington, Stony Brook
FR: Aldreakis Allen, Liberty
- Sept. 21** OFF: Mike Brown, Liberty
DEF: Arin West, Stony Brook
ST: Matt Brevi, Stony Brook
FR: Matthew Goods, Gardner-Webb
- Sept. 28** OFF: Kyle Hughes, VMI
DEF: E.J. Brown, Coastal Carolina
ST: Mike Larsson, Liberty
FR: Kenny Tuiloma, Stony Brook
- Oct. 5** OFF: Stan Doolittle, Gardner-Webb
DEF: Darren Rogers, Gardner-Webb
ST: Wesley Skiffington, Stony Brook
Tim Maypray, VMI
FR: Matthew Goods, Gardner-Webb
- Oct. 12** OFF: Zach MacDowall, Coastal Carolina
DEF: Derrick Frasier, Coastal Carolina
ST: Justin Durham, Coastal Carolina
FR: Lance Byrd, Presbyterian
- Oct. 19** OFF: Patrick Hall, Gardner-Webb
Michael Coulter, Stony Brook
DEF: Liberty Defense
ST: Matt Bevins, Liberty
FR: Aldreakis Allen, Liberty
- Oct. 26** OFF: Howard Abegesah, VMI
DEF: Emilio Calvin, VMI
ST: Mike Larsson, Liberty
FR: Brent Vinson, Liberty
- Nov. 2** OFF: Tommy Beecher, Liberty
DEF: Arin West, Stony Brook
ST: Antwan Ivey, Charleston Southern
FR: SirChauncey Holloway, Liberty
- Nov. 9** OFF: A.J. Toscano, Charleston Southern
DEF: Josh Norman, Coastal Carolina
ST: Matt Bevins, Liberty
FR: Lance Byrd, Presbyterian
- Nov. 16** OFF: Mike Brown, Liberty
DEF: Chris Kuzdale, Charleston So.
ST: John Paglia, Charleston Southern
FR: Lance Byrd, Presbyterian
- Nov. 23** OFF: Edwin Gowins, Stony Brook
DEF: Matt Bach, Charleston Southern
ST: John Paglia, Charleston Southern
FR: Patrick Morgano, Presbyterian

2010 PLAYERS OF THE WEEK

- Sept. 6** OFF: Mike Brown, Liberty
DEF: Jeffery Williams, Gardner-Webb
ST: Michael Rainey-Wiles, VMI
FR: Juaune Blount, Gardner-Webb
- Sept. 13** OFF: James Perry III, Gardner-Webb
Mike Brown, Liberty
DEF: Bryce Nixon, Gardner-Webb
ST: Ryan Gates, Gardner-Webb
FR: Juaune Blount, Gardner-Webb
- Sept. 20** OFF: Gerald Stevenson, Charleston So.
DEF: Cedrick Moore, Stony Brook
ST: Andy Brown, Charleston Southern
FR: James Nunley, Charleston Southern
- Sept. 27** OFF: Edwin Gowins, Stony Brook
DEF: Jonas Rousseau, Stony Brook
ST: Tarvorris Jolly, Coastal Carolina
FR: James Nunley, Charleston Southern
- Oct. 4** OFF: Chris Summers, Liberty
DEF: A.J. Gross, VMI
ST: Patrick Morgano, Presbyterian
FR: Jimmy Pruitt, Presbyterian
- Oct. 11** OFF: Mike Brown, Liberty
DEF: Charles James, Charleston So.
ST: Gerald Stevenson, Charleston So.
FR: Chris Mayo, Liberty
- Oct. 18** OFF: Zach MacDowall, Coastal Carolina
DEF: Jamel Davis, Coastal Carolina
ST: Gerald Stevenson, Charleston So.
FR: Jawara Dudley, Stony Brook
- Oct. 25** OFF: Miguel Maysonet, Stony Brook
DEF: Brian Davis, Presbyterian
ST: Cam Miller, Presbyterian
FR: Preston Pemasa, Gardner-Webb
- Nov. 1** OFF: Mike Brown, Liberty
Miguel Maysonet, Stony Brook
DEF: Dominique Davenport, Coastal
ST: Matt Bevins, Liberty
FR: Ryan Singer, Presbyterian
- Nov. 8** OFF: Chris Summers, Liberty
DEF: Andrae Jacobs, Coastal Carolina
ST: Matt Bevins, Liberty
FR: Malcolm Dixon, Charleston Southern
- Nov. 15** OFF: Zach MacDowall, Coastal Carolina
DEF: Davonte Anderson, Stony Brook
ST: Brock Jackolski, Stony Brook
FR: Matt Hazel, Coastal Carolina
- Nov. 22** OFF: Mike Brown, Liberty
DEF: Coastal Carolina Defense
ST: Matt Bevins, Liberty
FR: Niccolo Mastromatteo, Coastal Caro.

2011 PLAYERS OF THE WEEK

- Sept. 5** OFF: Aramis Hillary, Coastal Carolina
DEF: Paco Varol, Liberty
ST: Ricky Rhodes, Gardner-Webb
FR: Trevor Austin, Gardner-Webb
- Sept. 12** OFF: Mike Brown, Liberty
DEF: Kevin Fogg, Liberty
ST: CeeJay Harris, Presbyterian
FR: Trevor Austin, Gardner-Webb
- Sept. 19** OFF: Malcolm Dixon, Charleston So.
DEF: Will Hunt, Charleston Southern
ST: Justin Bethel, Presbyterian
FR: Quinn Backus, Coastal Carolina
- Sept. 26** OFF: Miguel Maysonet, Stony Brook
DEF: Dan Mulrooney, Stony Brook
ST: Wesley Skiffington, Stony Brook
FR: Demarcus Rouse, Presbyterian
- Oct. 3** OFF: SirChauncey Holloway, Liberty
DEF: Marty Patterson, Gardner-Webb
ST: Ervin Garner, Liberty
FR: Desmond Rice, Liberty
- Oct. 10** OFF: Kyle Essington, Stony Brook
DEF: Josh Norman, Coastal Carolina
ST: Brock Jackolski, Stony Brook
FR: Desmond Rice, Liberty
- Oct. 17** OFF: Mike Brown, Liberty
DEF: Justin Bethel, Presbyterian
Byron Allen, VMI
ST: Brock Jackolski, Stony Brook
FR: Desmond Rice, Liberty
- Oct. 24** OFF: Ricky Rhodes, Gardner-Webb
DEF: KaJuan Lee, Liberty
ST: Kevin Fogg, Liberty
FR: Trevor Austin, Gardner-Webb
- Oct. 31** OFF: Miguel Maysonet, Stony Brook
DEF: Maurice Dickson, Gardner-Webb
ST: Graham Purvis, Gardner-Webb
FR: Donelle Williams, Presbyterian
- Nov. 7** OFF: Eric Kordenbrock, VMI
DEF: Josh Norman, Coastal Carolina
ST: Kevin Fogg, Liberty
FR: Ivan Toomer, Gardner-Webb
- Nov. 14** OFF: Brock Jackolski, Stony Brook
DEF: Philip George, Coastal Carolina
ST: Niccolo Mastromatteo, Coastal Caro.
FR: Mike Lisi, Stony Brook
- Nov. 21** OFF: Kyle Essington, Stony Brook
DEF: Byron Allen, VMI
ST: J.J. Hubbard, Gardner-Webb
FR: Jeremiah McKie, Presbyterian

2012 PLAYERS OF THE WEEK

- Sept. 3** OFF: Miguel Maysonet, Stony Brook
DEF: Dontavais Johnson, Coastal Caro.
ST: Michael Ruff, Presbyterian
FR: John Lunsford, Liberty
- Sept. 10** OFF: Aramis Hillary, Coastal Carolina
DEF: Quinn Backus, Coastal Carolina
ST: Kevin Fogg, Liberty
Alex Catron, Coastal Carolina
FR: Jamie Williams, Stony Brook
- Sept. 17** OFF: Miguel Maysonet, Stony Brook
DEF: Tanner Burch, Gardner-Webb
ST: Bo Lindsey, Gardner-Webb
FR: Josh Woodrum, Liberty
- Sept. 24** OFF: Aramis Hillary, Coastal Carolina
DEF: Quinn Backus, Coastal Carolina
ST: John Lunsford, Liberty
FR: Tamyn Garrick, Presbyterian
- Oct. 1** OFF: Miguel Maysonet, Stony Brook
DEF: Stony Brook Defense
ST: Wesley Skiffington, Stony Brook
FR: Bryson Brindle, Presbyterian
- Oct. 8** OFF: Josh Woodrum, Liberty
Kyle Essington, Stony Brook
DEF: Adam Morgan, VMI
ST: John Lunsford, Liberty
FR: Carlton Heard, Gardner-Webb
- Oct. 15** OFF: Aldreakis Allen, Liberty
Miguel Maysonet, Stony Brook
DEF: Tanner Burch, Gardner-Webb
ST: J.J. Hubbard, Gardner-Webb
FR: Larry Jones III, Charleston Southern
- Oct. 22** OFF: Teddy Allen, Charleston Southern
DEF: Quinn Backus, Coastal Carolina
ST: Wesley Skiffington, Stony Brook
FR: Larry Jones III, Charleston Southern
- Oct. 29** OFF: Lucas Beatty, Gardner-Webb
DEF: Quinn Backus, Coastal Carolina
ST: Bo Lindsey, Gardner-Webb
FR: Demarcus White, Gardner-Webb
- Nov. 5** OFF: Aldreakis Allen, Liberty
DEF: Nick Sigmon, Liberty
ST: Johnny Hartsfield, Coastal Carolina
FR: Alex Ross, Coastal Carolina
- Nov. 12** OFF: Aramis Hillary, Coastal Carolina
DEF: Nick Sigmon, Liberty
ST: Grant Bowden, Liberty
FR: Stephen Doar, Presbyterian
- Nov. 19** OFF: Kenny Little, Gardner-Webb
DEF: Quinn Backus, Coastal Carolina
ST: Grant Bowden, Liberty
FR: Tiko Thompson, Gardner-Webb

2013 PLAYERS OF THE WEEK

- Sept. 2** OFF: Juanne Blount, Gardner-Webb
DEF: Calvin Bryant, Charleston So.
ST: LaDarius Hawthorne, Coastal Caro.
FR: Samson Baldwin, Coastal Carolina
- Sept. 9** OFF: Eric Kordenbrock, VMI
DEF: Quinn Backus, Coastal Carolina
ST: Grant Bowden, Liberty
FR: Alex Searce, Coastal Carolina
- Sept. 16** OFF: Lorenzo Taliaferro, Coastal Caro.
DEF: Chad Geter, Gardner-Webb
ST: Jordan Day, Gardner-Webb
FR: Samson Baldwin, Coastal Carolina
- Sept. 23** OFF: Juanne Blount, Gardner-Webb
DEF: O.J. Le'iatua Mau, Gardner-Webb
ST: Jordan Day, Gardner-Webb
FR: Ben Robinson, Charleston Southern
- Sept. 30** OFF: Coastal Carolina Offensive Line
DEF: Will Hunt, Charleston Southern
ST: Mark Deboy, Charleston Southern
FR: Matthew Nicholson, VMI
- Oct. 7** OFF: Lucas Beatty, Gardner-Webb
DEF: Kenny Scott, Liberty
ST: Stephen Doar, Presbyterian
FR: Mike Estes, Gardner-Webb
- Oct. 14** OFF: Lorenzo Taliaferro, Coastal Caro.
DEF: Quinn Backus, Coastal Carolina
ST: Truett Burns, Charleston Southern
FR: Daniel Croghan III, Charleston So.
- Oct. 21** OFF: Lorenzo Taliaferro, Coastal Caro.
DEF: Quinn Backus, Coastal Carolina
ST: LaDarius Hawthorne, Coastal Caro.
FR: Heys McMath, Presbyterian
- Oct. 28** OFF: Christian Reyes, Charleston So.
DEF: Liberty Defensive Line
ST: Devin Brown, Coastal Carolina
FR: Mike Holloway, Charleston Southern
- Nov. 4** OFF: Lorenzo Taliaferro, Coastal Caro.
DEF: Mike McClure, Coastal Carolina
ST: Mark Deboy, Charleston Southern
FR: De'Angelo Henderson, Coastal Caro.
- Nov. 11** OFF: Christian Reyes, Charleston So.
DEF: Jacob Hagen, Liberty
ST: Dillon Christopher, VMI
FR: Daniel Croghan III, Charleston So.
- Nov. 18** OFF: Lorenzo Taliaferro, Coastal Caro.
DEF: Shaquille Riddick, Gardner-Webb
ST: Jordan Day, Gardner-Webb
FR: Kenyon Brown, Presbyterian
- Nov. 25** OFF: Josh Woodrum, Liberty
DEF: Chad Geter, Gardner-Webb
ST: Jordan Day, Gardner-Webb
FR: Ugonna Akoh, Presbyterian

2014 PLAYERS OF THE WEEK

- Sept. 1** OFF: Kwabena Asante, Monmouth
DEF: Quinn Backus, Coastal Carolina
ST: Lucas Santangelo, Monmouth
FR: Todd Macon, Liberty
- Sept. 8** OFF: De'Angelo Henderson, Coastal
DEF: Liberty Defensive Line
ST: Devin Brown, Coastal Carolina
FR: Tyrell Maxwell, Gardner-Webb
- Sept. 15** OFF: De'Angelo Henderson, Coastal
DEF: DaRon Dickey, Presbyterian
ST: Stephen Doar, Presbyterian
FR: Mike Basile, Monmouth
- Sept. 22** OFF: Josh Woodrum, Liberty
DEF: Jacob Hagen, Liberty
ST: Darius Hammond, Charleston So.
FR: Jeffrey Pegues, Gardner-Webb
- Sept. 29** OFF: Alex Ross, Coastal Carolina
DEF: Quinn Backus, Coastal Carolina
ST: DJ Martin, Monmouth
FR: Mike Basile, Monmouth
- Oct. 6** OFF: Josh Woodrum, Liberty
DEF: Presbyterian College Defense
ST: John Lunsford, Liberty
FR: Mike Basile, Monmouth
- Oct. 13** OFF: Josh Woodrum, Liberty
DEF: Rayshaud Shields, Coastal Caro.
ST: Lorenzo Mathis, Charleston So.
FR: Davion Anderson, Charleston So.
- Oct. 20** OFF: Kenny Cook, Gardner-Webb
DEF: Ugonna Akoh, Presbyterian
ST: Paul Schumacher, Gardner-Webb
FR: Jeffrey Pegues, Gardner-Webb
- Oct. 27** OFF: John Israel, Coastal Carolina
DEF: Chima Uzowihe, Liberty
ST: Alex Catron, Coastal Carolina
FR: Stephon Masha, Liberty
- Nov. 3** OFF: Alex Ross, Coastal Carolina
DEF: Aaron Brown, Charleston Southern
ST: Alex Catron, Charleston Southern
FR: Trey Turner, Liberty
- Nov. 10** OFF: Alex Ross, Coastal Carolina
DEF: Gabe Middlebrook, Charleston So.
ST: John Lunsford, Liberty
FR: Oshamar Abercrombie, Coastal Carolina
- Nov. 17** OFF: Christian Reyes, Charleston So.
DEF: Isaiah Lynn, Presbyterian
ST: Ed Britt, Presbyterian
FR: Darrell Bridges, Presbyterian
- Nov. 24** OFF: Gabe Henderson, Liberty
DEF: Joe Johnson, Monmouth
ST: Chima Uzowihe, Liberty
FR: Stephon Masha, Liberty

2015 PLAYERS OF THE WEEK

- Sept. 7** OFF: De'Angelo Henderson, Coastal
DEF: Chima Uzowihe, Liberty
ST: Devin Brown, Coastal Carolina
FR: Solomon Brown, Charleston So.
- Sept. 14** OFF: De'Angelo Henderson, Coastal
DEF: Derrick Farrow, Kennesaw State
ST: Evan Rabon, Coastal Carolina
FR: Deonte Fair, Monmouth
- Sept. 21** OFF: Josh Woodrum, Liberty
DEF: Dimitrios Smith, Monmouth
ST: Devin Brown, Coastal Carolina
FR: Cody Williams, Monmouth
- Sept. 28** OFF: Mike Holloway, Charleston So.
DEF: Ed Britt, Presbyterian
ST: Matt White, Monmouth
FR: B.J. Farrow, Liberty
- Oct. 5** OFF: Desmond Rice, Liberty
DEF: John Sieczkowski, Monmouth
ST: John Lunsford, Liberty
FR: Reggie White Jr., Monmouth
- Oct. 12** OFF: Tyrell Maxwell, Gardner-Webb
DEF: Chad Geter, Gardner-Webb
ST: Ryan Granger, Coastal Carolina
FR: Solomon Brown, Charleston So.
- Oct. 19** OFF: Trey White, Kennesaw State
DEF: Solomon Brown, Charleston So.
ST: Matt White, Monmouth
FR: Justin Thompson, Kennesaw State
- Oct. 26** OFF: Lavon Chaney, Monmouth
DEF: Jabarai Bothwell, Coastal Carolina
ST: Ryan Granger, Coastal Carolina
FR: Solomon Brown, Charleston So.
- Nov. 2** OFF: Austin Brown, Charleston So.
DEF: Chad Geter, Gardner-Webb
ST: Tyler Tekac, Charleston Southern
FR: Taylor Henkle, Kennesaw State
- Nov. 9** OFF: Alex Ross, Coastal Carolina
DEF: Anthony Ellis, Charleston Southern
ST: Darius Hammond, Charleston So.
FR: Taylor Henkle, Kennesaw State
- Nov. 16** OFF: Nathan Perera, Charleston So.
DEF: Alex Ross, Coastal Carolina
ST: Jabarai Bothwell, Coastal Carolina
ST: Truett Burns, Charleston Southern
FR: Cody Williams, Monmouth
- Nov. 23** OFF: Josh Woodrum, Liberty
DEF: Ed Britt, Presbyterian
ST: Trey Turner, Liberty
FR: B.J. Farrow, Liberty

2016 PLAYERS OF THE WEEK

- Sept. 5** OFF: Tyrell Maxwell, Gardner-Webb
DEF: Tonarius Portress, Kennesaw State
ST: Kelan Fraise, Charleston Southern
FR: Kameron Brown, Charleston So.
- Sept. 12** OFF: Todd Macon, Liberty
DEF: Solomon McGinty, Liberty
ST: Mike Basile, Monmouth
FR: Kenji Bahar, Monmouth
- Sept. 19** OFF: Darrell Bridges, Presbyterian
DEF: Mike Basile, Monmouth
ST: Trey Turner, Liberty
FR: Stephen Calvert, Liberty
- Sept. 26** OFF: Mike Holloway, Charleston So.
DEF: Justin Sumpter, Kennesaw State
DEF: Dante Blackmon, Kennesaw State
ST: Christian Kinsley, Kennesaw State
FR: Daniel David, Kennesaw State
- Oct. 3** OFF: Reggie White Jr., Monmouth
DEF: Juwan Wells, Liberty
ST: Matt White, Monmouth
FR: Shane Bucenell, Charleston So.
- Oct. 10** OFF: Tyrell Maxwell, Gardner-Webb
DEF: Chad Geter, Gardner-Webb
ST: Matt Mosquera, Monmouth
FR: Jaylan Foster, Gardner-Webb
- Oct. 17** OFF: Stephen Calvert, Liberty
DEF: Khari Rosier, Presbyterian
ST: Alex Probert, Liberty
FR: Jaylan Foster, Gardner-Webb
- Oct. 24** OFF: Todd Macon, Liberty
DEF: Charleston Southern Defense
ST: Truett Burns, Charleston Southern
FR: Stephen Calvert, Liberty
- Oct. 31** OFF: Chaston Bennett, Kennesaw State
DEF: Desmond Johnson, Kennesaw St.
ST: Trey Turner, Liberty
FR: Alex Probert, Liberty
- Nov. 7** OFF: Tyrell Maxwell, Gardner-Webb
DEF: Nick Newman, Liberty
ST: Trey Turner, Liberty
FR: Davis Neilands, Gardner-Webb
- Nov. 14** OFF: Chandler Burks, Kennesaw State
DEF: Anthony Ellis, Charleston So.
ST: Darius Hammond, Charleston So.
FR: Shane Bucenell, Charleston So.
- Nov. 21** OFF: Darius Hammond, Charleston So.
DEF: Troy McGowens, Charleston So.
ST: Paul Schumacher, Gardner-Webb
FR: Kenji Bahar, Monmouth

ALL-AMERICANS

AMERICAN FOOTBALL COACHES ASSOCIATION

2004	Harold Wells, Gardner-Webb	1st Team
2006	Tyler Thigpen, Coastal Carolina	1st Team
2007	Brian Johnston, Gardner-Webb	1st Team
2008	Demario Deese, Gardner-Webb	1st Team
2011	Brock Jackolski, Stony Brook	1st Team
	Josh Norman, Coastal Carolina	1st Team
2012	Miguel Maysonet, Stony Brook	1st Team
2014	Chad Hamilton, Coastal Carolina	1st Team
2015	Alex Ross, Coastal Carolina	1st Team
2016	Erik Austell, Charleston Southern	1st Team
	Chad Geter, Gardner-Webb	2nd Team
	Mike Basile, Monmouth	2nd Team

ASSOCIATED PRESS

2003	Mario Williams, Gardner-Webb	2nd Team
	Graham Whitlock, Gardner-Webb	2nd Team
2004	Harold Wells, Gardner-Webb	1st Team
2006	Tyler Thigpen, Coastal Carolina	1st Team
	Jerome Simpson, Coastal Carolina	2nd Team
	Brad Poston, Coastal Carolina	2nd Team
	Brian Johnston, Gardner-Webb	2nd Team
	Quinton Teal, Coastal Carolina	2nd Team
	Maurice Price, Charleston Southern	3rd Team
2007	Brian Johnston, Gardner-Webb	1st Team
2008	Rashad Jennings, Liberty	1st Team
	Philip Ashley, Charleston Southern	3rd Team
	Jeffery Williams, Gardner-Webb	3rd Team
2009	Matt Bevins, Liberty	1st Team
	Tyler Santucci, Stony Brook	2nd Team
	Josh Norman, Coastal Carolina	3rd Team
2010	Matt Bevins, Liberty	2nd Team
	Charles James, Charleston Southern	2nd Team
	Chris Summers, Liberty	3rd Team
2011	Josh Norman, Coastal Carolina	1st Team
	Justin Bethel, Presbyterian	2nd Team
	Joe Faiella, Stony Brook	2nd Team
	Brock Jackolski, Stony Brook	2nd Team
	Malcolm Boyd, Liberty	3rd Team
2012	Miguel Maysonet, Stony Brook	1st Team
	Kevin Norrell, Stony Brook	3rd Team
2013	Shaquille Riddick, Gardner-Webb	1st Team
	Lorenzo Taliaferro, Coastal Carolina	2nd Team
	Quinn Backus, Coastal Carolina	2nd Team
	Jamey Cheatwood, Coastal Carolina	3rd Team
	Jacob Hagen, Liberty	3rd Team
2014	Quinn Backus, Coastal Carolina	1st Team
	Jacob Hagen, Liberty	1st Team
	Chad Hamilton, Coastal Carolina	2nd Team
	Seth Cranfill, Gardner-Webb	2nd Team
2015	Jonathan Burgess, Liberty	2nd Team
	Chima Uzowihe, Liberty	2nd Team
	De'Angelo Henderson, Coastal Carolina	3rd Team
	Erik Austell, Charleston Southern	3rd Team
	O.J. Mau, Gardner-Webb	3rd Team
2016	Erik Austell, Charleston Southern	2nd Team
	Anthony Ellis, Charleston Southern	2nd Team
	Mike Basile, Monmouth	2nd Team
	Chad Geter, Gardner-Webb	3rd Team

COLLEGE SPORTING NEWS

2004	Harold Wells, Gardner-Webb	
2006	Jerome Simpson, Coastal Carolina	
	Maurice Price, Charleston Southern	
2007	Brian Johnston, Gardner-Webb	
	Dan Pope, Liberty	
2008	Rashad Jennings, Liberty	1st Team
	Dan Pope, Liberty	1st Team
	Tim Maypray, VMI	Positional HM
	Jeffery Williams, Gardner-Webb	Positional HM
2009	Tommy Fraser, Coastal Carolina	1st Team
	Mike Brown, Liberty	1st Team
	Josh Norman, Coastal Carolina	1st Team
	Matt Bevins, Liberty	1st Team
	Paul Fenaroli, Stony Brook	Positional HM

COLLEGE SPORTING NEWS (cont.)

2010	Matt Bevins, Liberty	
	Daniel Bonifas, Coastal Carolina	
	Mike Brown, Liberty	
	Chris Summers, Liberty	
2011	Justin Bethel, Presbyterian	
	Kevin Fogg, Liberty	
	Brock Jackolski, Stony Brook	
	Josh Norman, Coastal Carolina	
	Richard Wright, Liberty	
2012	Miguel Maysonet, Stony Brook	
2013	Lorenzo Taliaferro, Coastal Carolina	
	Richard Wright, Liberty	
	Quinn Backus, Coastal Carolina	
	Jamey Cheatwood, Coastal Carolina	HM
	Kenny Cook, Gardner-Webb	HM
	Jacob Hagen, Liberty	HM
	Shaquille Riddick, Gardner-Webb	HM
2014	Chad Hamilton, Coastal Carolina	
	O.J. Mau, Gardner-Webb	
	Quinn Backus, Coastal Carolina	
	John Lunsford, Liberty	HM
	J.J. Hubbard, Gardner-Webb	HM
	Joe Moglia, Coastal Carolina (coach)	HM
2015	Jonathan Burgess, Liberty	
	Erik Austell, Charleston Southern	
	Joseph Smith, Charleston Southern	
	O.J. Mau, Gardner-Webb	HM

COLLEGE SPORTS JOURNAL

2011	Justin Bethel, Presbyterian	
	Brock Jackolski, Stony Brook	
	Miguel Maysonet, Stony Brook	
	Josh Norman, Coastal Carolina	
	Chris Summers, Liberty	
	Mike Brown, Liberty	HM
	Kevin Fogg, Liberty	HM
	Marty Patterson, Gardner-Webb	HM
2012	Miguel Maysonet, Stony Brook	
	Kevin Norrell, Stony Brook	
	Michael Bamiro, Stony Brook	HM
	Charles James, Charleston Southern	HM
	Richard Wright, Liberty	HM
2013	Lorenzo Taliaferro, Coastal Carolina	
	Shaquille Riddick, Gardner-Webb	
	Richard Wright, Liberty	
	Quinn Backus, Coastal Carolina	Positional HM
	Walt Aikens, Liberty	Positional HM
	Hudson Smith, Gardner-Webb	Positional HM

COLLEGESPORTSREPORT.COM

2003	Mario Williams, Gardner-Webb	1st Team
	Graham Whitlock, Gardner-Webb	2nd Team

CSTV

2003	Graham Whitlock, Gardner-Webb	2nd Team
------	-------------------------------	----------

FCS ATHLETICS DIRECTORS ASSOCIATION

2014	Quinn Backus, Coastal Carolina	LB
	Jacob Hagen, Liberty	DB
2016	Darius Hammond, Charleston Southern	RS

FCS FOOTBALL NETWORK

2011	Justin Bethel, Presbyterian	
------	-----------------------------	--

HERO SPORTS

2016	Anthony Ellis, Charleston Southern	1st Team
	Erik Austell, Charleston Southern	1st Team
	Darius Hammond, Charleston Southern	1st Team
	Chad Geter, Gardner-Webb	2nd Team
	Mike Basile, Monmouth	3rd Team
	Troy McGowens, Charleston Southern	3rd Team
	Tyrell Maxwell, Gardner-Webb	3rd Team
	Mike Holloway, Charleston Southern	3rd Team

PHIL STEELE MAGAZINE

2010	Matt Bevins, Liberty	1st Team
	Chris Summers, Liberty	1st Team
	David Duran, Coastal Carolina	2nd Team
	Asa Chapman, Liberty	4th Team
	Gerald Stevenson, Charleston Southern	4th Team
2011	Justin Bethel, Presbyterian	1st Team
	Josh Norman, Coastal Carolina	1st Team
	Kevin Fogg, Liberty	2nd Team
	Chris Summers, Liberty	2nd Team
	Brock Jackolski, Stony Brook	3rd Team
	Miguel Maysonet, Stony Brook	3rd Team
	Joe Faiella, Stony Brook	4th Team
2012	Miguel Maysonet, Stony Brook	1st Team
	Michael Bamiro, Stony Brook	2nd Team
	Kevin Norrell, Stony Brook	2nd Team
	Charles James, Charleston Southern	3rd Team
	Richard Wright, Liberty	3rd Team
2013	Shaquille Riddick, Gardner-Webb	1st Team
	Lorenzo Taliaferro, Coastal Carolina	2nd Team
	Quinn Backus, Coastal Carolina	3rd Team
	Walt Aikens, Liberty	3rd Team
	Richard Wright, Liberty	3rd Team
	Kenny Cook, Gardner-Webb	4th Team
	Matt Hazel, Coastal Carolina	4th Team
	O.J. Mau, Gardner-Webb	4th Team
	Hudson Smith, Gardner-Webb	4th Team

STATS LLC

2015	De'Angelo Henderson, Coastal Carolina	2nd Team
	Erik Austell, Charleston Southern	2nd Team
	Jonathan Burgess, Liberty	2nd Team
	Chima Uzowihe, Liberty	2nd Team
	John Lunsford, Liberty	2nd Team
	Joseph Smith, Charleston Southern	2nd Team
	O.J. Mau, Gardner-Webb	3rd Team
	Aaron Brown, Charleston Southern	3rd Team
	Devin Brown, Coastal Carolina	3rd Team
2016	Darius Hammond, Charleston Southern	1st Team
	Erik Austell, Charleston Southern	2nd Team
	Anthony Ellis, Charleston Southern	2nd Team
	Chad Geter, Gardner-Webb	2nd Team
	Mike Basile, Monmouth	2nd Team
	Solomon Brown, Charleston Southern	3rd Team
	Hunter Winstead, Liberty	3rd Team

THE SPORTS NETWORK

2002	Mario Williams, Gardner-Webb	3rd Team
2003	Mario Williams, Gardner-Webb	1st Team
	Graham Whitlock, Gardner-Webb	3rd Team
2004	Harold Wells, Gardner-Webb	1st Team
2005	Justin Huggard, VMI	3rd Team
2006	Maurice Price, Charleston Southern	2nd Team
	Jerome Simpson, Coastal Carolina	3rd Team
	Brad Poston, Coastal Carolina	3rd Team
2007	Brian Johnston, Gardner-Webb	2nd Team
	Mike Tolbert, Coastal Carolina	2nd Team
	Marshall Ausberry, Liberty	HM
	Dominic Bolden, Liberty	HM
	Mario Brown, Gardner-Webb	HM
	Patrick Calvary, Liberty	HM
	Wynton Jackson, Liberty	HM
	Rashad Jennings, Liberty	HM
	Tim Maypray, VMI	HM
	Cedric McGowan, Gardner-Webb	HM
	Marrio Norman, Coastal Carolina	HM
	Eddie Pinigis, Liberty	HM
	Vince Redd, Liberty	HM
	Jada Ross, Charleston Southern	HM
	Jerome Simpson, Coastal Carolina	HM
2008	Rashad Jennings, Liberty	1st Team
	Dominic Bolden, Liberty	3rd Team
	Jeffery Williams, Gardner-Webb	3rd Team
	Dobson Collins, Gardner-Webb	HM
	Mike Godsil, Liberty	HM
2009	Tommy Fraser, Coastal Carolina	1st Team
	Matt Bevins, Liberty	1st Team
2010	Matt Bevins, Liberty	1st Team
	Chris Summers, Liberty	1st Team

THE SPORTS NETWORK (cont.)

2011	Kevin Fogg, Liberty	1st Team
	Justin Bethel, Presbyterian	2nd Team
	Josh Norman, Coastal Carolina	2nd Team
	Joe Faiella, Stony Brook	3rd Team
	Miguel Maysonet, Stony Brook	3rd Team
	Chris Summers, Liberty	3rd Team
2012	Miguel Maysonet, Stony Brook	1st Team
	Michael Bamiro, Stony Brook	1st Team
	Kevin Norrell, Stony Brook	2nd Team
	Quinn Backus, Coastal Carolina	3rd Team
2013	Richard Wright, Liberty	1st Team
	Lorenzo Taliaferro, Coastal Carolina	2nd Team
	Shaquille Riddick, Gardner-Webb	2nd Team
	Quinn Backus, Coastal Carolina	2nd Team
	Kenny Cook, Gardner-Webb	3rd Team
	Jamey Cheatwood, Coastal Carolina	3rd Team
2014	Chad Hamilton, Coastal Carolina	1st Team
	John Lunsford, Liberty	1st Team
	Quinn Backus, Coastal Carolina	1st Team
	Jacob Hagen, Liberty	1st Team
	Darrin Peterson, Liberty	2nd Team
	Shane Ballard, Coastal Carolina	3rd Team

WALTER CAMP FOUNDATION

2007	Brian Johnston, Gardner-Webb	1st Team
2008	Rashad Jennings, Liberty	1st Team
2009	Matt Bevins, Liberty	1st Team
2010	Matt Bevins, Liberty	1st Team
2011	Kevin Fogg, Liberty	1st Team
2012	Miguel Maysonet, Stony Brook	1st Team
2013	Shaquille Riddick, Gardner-Webb	1st Team
	Quinn Backus, Coastal Carolina	1st Team
2014	Quinn Backus, Coastal Carolina	1st Team
	Jacob Hagen, Liberty	1st Team
2016	Darius Hammond, Charleston Southern	1st Team

WEEKLY FOOTBALL GAZETTE

2002	Jim Maxwell, Gardner-Webb	HM
	Jeremy Martin, Gardner-Webb	HM
	Jason Bright, Gardner-Webb	HM
	Josh Rowan, Elon	HM
2003	Graham Whitlock, Gardner-Webb	1st Team
	Harold Wells, Gardner-Webb	2nd Team
	Mario Williams, Gardner-Webb	3rd Team
2004	Harold Wells, Gardner-Webb	1st Team
	Allen Davis, Gardner-Webb	2nd Team
	Antwon Trice, Coastal Carolina	3rd Team
	Nick Johnson, Coastal Carolina	HM
2005	Du Vaughn Flagler, Gardner-Webb	3rd Team
	Maurice Price, Charleston Southern	3rd Team
	Robert Mason, VMI	3rd Team
	Quinton Teal, Coastal Carolina	3rd Team
2006	Tyler Thigpen, Coastal Carolina	1st Team
	Maurice Price, Charleston Southern	2nd Team
	Jerome Simpson, Coastal Carolina	2nd Team
	Brad Poston, Coastal Carolina	2nd Team
	Brian Johnston, Gardner-Webb	2nd Team
	Quinton Teal, Coastal Carolina	2nd Team
	Brian Kepple, Coastal Carolina	3rd Team
	Mario E. Brown, Gardner-Webb	3rd Team
	Collin Drafts, Charleston Southern	HM
	Rodney Burgess, Coastal Carolina	HM
	Stephen Sene, Liberty	HM
	Kris King, Gardner-Webb	HM
2006	Wynton Jackson, Liberty	HM
	Dennis Justiniani, Charleston Southern	HM
	Eric Hall, VMI	HM
	Jamar Leath, Coastal Carolina	HM
	Jada Ross, Charleston Southern	HM
	C.J. Hirschman, Charleston Southern	HM

COLLEGE SPORTS JOURNAL ALL-FRESHMAN TEAM

2011	Trevor Austin, Gardner-Webb
	Nick Sigmon, Liberty
	Donelle Williams, Presbyterian
2012	Josh Woodrum, Liberty
	Larry Jones III, Charleston Southern
2013	Devin Brown, Coastal Carolina

HERO SPORTS SOPHOMORE ALL-AMERICA

2016	Will Millikan, Gardner-Webb	1st Team
	Khalil Lewis, Gardner-Webb	1st Team
	Juwan Wells, Liberty	1st Team
	Solomon Brown, Charleston Southern	1st Team
	Justin Sumpter, Kennesaw State	HM
	Reggie White Jr., Monmouth	HM

HERO SPORTS FRESHMAN ALL-AMERICA

2016	Dontae Duff, Liberty	1st Team
	Jaylan Foster, Gardner-Webb	1st Team
	Desmond Johnson, Kennesaw State	1st Team
	Nick Moss, Presbyterian	HM
	Stephen Calvert, Liberty	HM
	Kameron Brown, Charleston Southern	HM
	Alex Probert, Liberty	HM

PHIL STEELE MAGAZINE FRESHMAN ALL-AMERICA

2013	Devin Brown, Coastal Carolina	2nd Team
	Ugonna Akoh, Presbyterian	3rd Team

NATIONAL AWARD WINNERS

ALLSTATE AFCA GOOD WORKS TEAM

2010	Jordan Lancaster, Charleston Southern
------	---------------------------------------

ALLSTATE AFCA GOOD WORKS TEAM NOMINEES

2008	Dominique Davenport, Coastal Carolina
2010	Jordan Lancaster, Charleston Southern
2011	Chris Kuzdale, Charleston Southern
2014	Jonathan Burgess, Liberty
	Christian Reyes, Charleston Southern
2015	Chad Geter, Gardner-Webb
	Chima Uzowihe, Liberty
2016	Dexter Robbins, Liberty

AMERICAN FOOTBALL COACHES ASSOCIATION

2004	David Bennett, Coastal Carolina	(Regional Coach of the Year)
2012	Chuck Priore, Stony Brook	(Regional Co-Coach of the Year)
2013	Jamey Chadwell, Charleston Southern	(Regional Coach of the Year)
2014	Joe Moglia, Coastal Carolina	(Region 2 Coach of the Year)
	Robert Wimberly	(Assistant Coach of the Year)

COLLEGE FOOTBALL PERFORMANCE AWARDS

2010	Gerald Stevenson, Charleston Southern	FCS Kickoff Returner of the Year
	Chris Summers, Liberty	FCS Wide Receiver of the Year
2011	Kevin Fogg, Liberty	FCS Elite Kickoff Returner Award
	Justin Bethel, Presbyterian	FCS Elite Punt Returner Award
2012	Miguel Maysonet, Stony Brook	FCS All-Purpose Performer of the Year
2013	Shaquille Riddick, Gardner-Webb	FCS Defensive End of the Year Award
2014	Jacob Hagen, Liberty	FCS Defensive Back Award
	Quinn Backus, Coastal Carolina	FCS Elite Linebacker Award
	John Lunsford, Liberty	FCS Elite Placekicker Award
2015	Darius Hammond, Charleston Southern	FCS All-Purpose Performer of the Year

COLLEGE SPORTING NEWS

2008	Edwin Gowins, Stony Brook	(National Freshman of the Year)
------	---------------------------	---------------------------------

COLLEGE SPORTS JOURNAL

2012	Miguel Maysonet, Stony Brook	(National Offensive Player of the Year)
------	------------------------------	-----------------------------------------

COLLEGESPORTSREPORT.COM

2005	Charleston Southern	(I-AA Team of the Year)
	Antwon Trice, Coastal Carolina	(All-Division I-AA Offensive Team - 3rd Tm)
	Jada Ross, Charleston Southern	(All-Division I-AA Defensive Team - 3rd Tm)

SPORTEXE COACHES AWARD

2006	David Bennett, Coastal Carolina	(Division I-AA Coach of the Year)
------	---------------------------------	-----------------------------------

WEEKLY FOOTBALL GAZETTE

2004	Harold Wells, Gardner-Webb	(National Defensive Lineman of the Year)
2006	Tyler Thigpen, Coastal Carolina	(National Offensive Back of the Year)

NATIONAL AWARD CANDIDATES

WALTER PAYTON AWARD

2006	Tyler Thigpen, Coastal Carolina	(Finalist - 7th)
2007	Jerome Simpson, Coastal Carolina	
2008	Rashad Jennings, Liberty	(Finalist - 8th)
2010	Mike Brown, Liberty	(Finalist - 11th)
2011	Mike Brown, Liberty	(Finalist - 17th)
	Chris Summers, Liberty	
2012	Miguel Maysonet, SBU	(Finalist - Runner-Up)
2013	Lorenzo Taliaferro, Coastal Caro.	(Finalist - 11th)
2014	Alex Ross, Coastal Carolina	(Finalist - 7th)
	Kenny Cook, Gardner-Webb	
2015	De'Angelo Henderson, Coastal Caro.	(Finalist - 10th)
	Alex Ross, Coastal Carolina	(Finalist - T-19th)
	Darrin Peterson, Liberty	
2016	Tyrell Maxwell, Gardner-Webb	(Finalist - 24th)
	Darius Hammond, Charleston Southern	

BUCK BUCHANAN AWARD

2004	Mario Williams, Gardner-Webb
2007	Brian Johnston, Gardner-Webb (Finalist – 9th)
2008	Mario Brown, Gardner-Webb
2009	Jeffery Williams, Gardner-Webb
2011	Justin Bethel, Presbyterian (Finalist – 14th)
	Josh Norman, Coastal Carolina (Finalist – 19th)
2013	Shaquille Riddick, Gardner-Webb (Finalist – 5th)
	Quinn Backus, Coastal Carolina (Finalist – 7th)
2014	Quinn Backus, Coastal Carolina (Finalist – 4th)
	Jacob Hagen, Liberty (Finalist – 7th)
	O.J. Mau, Gardner-Webb (Finalist – 24th)
2015	Chima Uzowihe, Liberty (Finalist – 22nd)
	O.J. Mau, Gardner-Webb (Finalist – T-23rd)
2016	Anthony Ellis, Charleston So. (Finalist – 21st)
	Chad Geter, Gardner-Webb (Finalist – 22nd)
	Mike Basile, Monmouth (Finalist – 24th)

EDDIE ROBINSON AWARD

2004	David Bennett, Coastal Carolina	(Finalist - 8th)
2006	David Bennett, Coastal Carolina	(Finalist - 9th)
2008	Danny Rocco, Liberty	(Finalist - 15th)
2009	Danny Rocco, Liberty	(Finalist - 19th)
2010	Danny Rocco, Liberty	(Finalist - 21st)
2011	Chuck Priore, Stony Brook	(Finalist - 11th)
2012	Chuck Priore, Stony Brook	(Finalist - 7th)
	Joe Moglia, Coastal Carolina	(Finalist - 15th)
2013	Jamey Chadwell, Charleston So.	(Finalist - 8th)
	Joe Moglia, Coastal Carolina	(Finalist - 9th)
2014	Joe Moglia, Coastal Caro.	(Finalist - Runner-Up)
2015	Joe Moglia, Coastal Carolina	
2015	Jamey Chadwell, Charleston So.	(Finalist - 4th)
2016	Brian Bohannon, Kennesaw State	(Finalist - 8th)

JERRY RICE AWARD

- 2012 Josh Woodrum, Liberty (Finalist - 13th)
- 2014 Mike Basile, Monmouth (Finalist - 18th)
- 2015 Solomon Brown, Charleston So. (Finalist - 4th)
- 2016 Stephen Calvert, Liberty (Finalist - 10th)
- Jaylan Foster, Gardner-Webb (Finalist - 14th)
- Alex Probert, Liberty (Finalist - 18th)

CFPA NATIONAL OFFENSIVE PERFORMER OF THE YEAR WATCH LIST

- 2014 Austin Brown, Charleston Southern
- Brandon Hill, Monmouth
- Josh Woodrum, Liberty
- 2015 Austin Brown, Charleston Southern
- De'Angelo Henderson, Coastal Carolina
- Alex Ross, Coastal Carolina
- Josh Woodrum, Liberty
- Darius Hammond, Charleston So. (midseason)
- 2016 Darius Hammond, Charleston Southern
- Mike Holloway, Charleston So. (midseason)
- Chandler Burks, Kennesaw State (midseason)

CFPA NATIONAL DEFENSIVE PERFORMER OF THE YEAR WATCH LIST

- 2013 Quinn Backus, Coastal Carolina
- 2014 Quinn Backus, Coastal Carolina
- Jacob Hagen, Liberty

CFPA NATIONAL ALL-PURPOSE PERFORMER OF THE YEAR WATCH LIST

- 2015 Darius Hammond, Charleston Southern
- Devin Brown, Coastal Carolina
- De'Angelo Henderson, Coastal Carolina

CFPA DEFENSIVE BACK AWARD WATCH LIST

- 2015 Derrick Farrow, Kennesaw State
- Mike Basile, Monmouth
- Ed Britt, Presbyterian

CFPA LINEBACKER AWARD WATCH LIST

- 2015 Solomon Brown, Charleston Southern
- Chad Geter, Gardner-Webb

CFPA DEFENSIVE END/TACKLE AWARD WATCH LIST

- 2015 O.J. Mau, Gardner-Webb
- Chima Uzowihe, Liberty

CFPA PLACEKICKER AWARD WATCH LIST

- 2015 Ryan Granger, Coastal Carolina
- John Lunsford, Liberty

CFPA PUNTER AWARD WATCH LIST

- 2015 Stephen Doar, Presbyterian

CFPA KICKOFF RETURNER AWARD WATCH LIST

- 2015 Devin Brown, Coastal Carolina

CFPA PUNT RETURNER AWARD WATCH LIST

- 2015 Darius Hammond, Charleston Southern
- Chris Jones, Coastal Carolina
- Zac Parker, Liberty

CFPA NATIONAL FRESHMAN PERFORMER OF THE YEAR WATCH LIST

- 2012 Josh Woodrum, Liberty
- Bryson Brindle, Presbyterian
- 2013 De'Angelo Henderson, Coastal Carolina
- Ben Robinson, Charleston Southern
- 2014 Oshamar Abercrombie, Coastal Carolina

FRED MITCHELL AWARD WATCH LIST

- 2010 Matt Bevens, Liberty
- John Paglia, Charleston Southern
- Wesley Skiffington, Stony Brook
- 2011 Wesley Skiffington, Stony Brook
- 2012 Trevor Austin, Gardner-Webb
- Wesley Skiffington, Stony Brook
- 2015 John Lunsford, Liberty

LIBERTY MUTUAL COACH OF THE YEAR

- 2008 Danny Rocco, Liberty (Finalist)
- 2009 Danny Rocco, Liberty (Finalist)
- 2010 Danny Rocco, Liberty (Finalist)
- 2012 Joe Moglia, Coastal Carolina (Finalist)
- 2013 Joe Moglia, Coastal Carolina (Finalist)

TED HENDRICKS DEFENSIVE END OF THE YEAR WATCH LIST

- 2007 Brian Johnston, Gardner-Webb
- 2013 Shaquille Riddick, Gardner-Webb

NATIONAL PLAYERS OF THE WEEK

COLLEGE FOOTBALL PERFORMANCE AWARDS NATIONAL PERFORMERS OF THE WEEK

- 2010 Davonte Anderson, Stony Brook
- Week 11 (National Defensive Performer)
- Zach MacDowall, Coastal Carolina
- Week 12 (National Performer)
- 2011 Justin Bethel, Presbyterian
- Week 3 (National Defensive Performer)
- Kyle Essington, Stony Brook
- Week 6 (National Performer)
- 2012 Dontavais Johnson, Coastal Carolina
- Week 1 (National Defensive Performer)
- Aramis Hillary, Coastal Carolina
- Week 11 (National Offensive Performer)
- 2013 Dylan Black, Charleston Southern
- Week 4 (National Defensive Performer)
- Alex Ross, Coastal Carolina
- Week 14 (National Offensive Performer)
- Mike McClure, Coastal Carolina
- Week 14 (National Defensive Performer)
- Alex Ross, Coastal Carolina
- Week 15 (National Offensive Performer)
- Quinn Backus, Coastal Carolina
- Week 15 (National Defensive Performer)
- 2015 Alex Ross, Coastal Carolina
- Week 11
- De'Angelo Henderson, Coastal Carolina
- Week 1 (Honorable Mention)
- Mike Holloway, Charleston Southern
- Week 4 & 14 (Honorable Mention)
- 2016 Todd Macon, Liberty
- Week 8 (Honorable Mention)

COLLEGE SPORTING NEWS WEEKLY ALL-STAR

- 2004 Mario Williams, Gardner-Webb
- Sept. 5 (Defensive Player of the Week)
- Erick Harris, Liberty
- Nov. 15 (Special Teams Player of the Week)
- 2005 Tyler Thigpen, Coastal Carolina
- Sept. 12 (Offensive Player of the Week)
- 2006 Collin Drafts, Charleston Southern
- Sept. 11 (Offensive Player of the Week)
- Nov. 6 (Offensive Player of the Week)
- Mario E. Brown, Gardner-Webb
- Oct. 2 (Defensive Player of the Week)
- Jada Ross, Charleston Southern
- Oct. 23 (Defensive Player of the Week)
- Tyler Thigpen, Coastal Carolina
- Nov. 13 (Offensive Player of the Week)
- 2007 Dominic Bolden, Liberty
- Nov. 12 (Special Teams Player of the Week)
- 2008 Jeffery Williams, Gardner-Webb
- Oct. 20 (Defensive Player of the Week)
- Conte Cuttino, Stony Brook
- Nov. 17 (Co-Offensive Player of the Week)
- Edwin Gowins, Stony Brook
- Nov. 17 (Co-Offensive Player of the Week)

COLLEGE SPORTING NEWS WEEKLY ALL-STAR (cont.)

- 2009 Mike Brown, Liberty
- Sept. 21 (Offensive Player of the Week)
- Wes Skiffington, Stony Brook
- Oct. 5 (Special Teams Player of the Week)
- Matt Bevens, Liberty
- Oct. 12 (Special Teams Player of the Week)
- Josh Norman, Coastal Carolina
- Nov. 9 (Defensive Player of the Week)
- Edwin Gowins, Stony Brook
- Nov. 23 (Offensive Player of the Week)
- 2010 Mike Brown, Liberty
- Sept. 13, Nov. 22
- Ryan Gates, Gardner-Webb
- Sept. 13
- Gerald Stevenson, Charleston Southern
- Oct. 18
- Zach MacDowall, Coastal Carolina
- Nov. 15
- Davonte Anderson, Stony Brook
- Nov. 15
- Matt Bevens, Liberty
- Nov. 22
- 2011 Kyle Essington, Stony Brook
- Oct. 10
- Brock Jackolski, Stony Brook
- Oct. 17, Nov. 14
- Mike Brown, Liberty
- Oct. 17
- 2012 Miguel Maysonet, Stony Brook
- Oct. 1
- Josh Woodrum, Liberty
- Oct. 8
- Wesley Skiffington, Stony Brook
- Oct. 22
- Quinn Backus, Coastal Carolina
- Oct. 29
- Nick Sigmon, Liberty
- Nov. 12
- 2013 Quinn Backus, Coastal Carolina
- Sept. 9, Oct. 14
- Chad Geter, Gardner-Webb
- Sept. 16
- O.J. Mau, Gardner-Webb
- Sept. 23
- Josh Woodrum, Liberty
- Nov. 25
- 2014 Quinn Backus, Coastal Carolina
- Sept. 1, Sept. 29
- Paul Schumacher, Gardner-Webb
- Oct. 20
- Alex Catron, Coastal Carolina
- Oct. 27
- Chima Uzowihe, Liberty
- Nov. 24
- 2015 John Lunsford, Liberty
- Oct. 5
- Matt White, Monmouth
- Oct. 19

COLLEGE SPORTS JOURNAL

- 2012 Dontavais Johnson, Coastal Carolina
- Sept. 5 (Defensive Player of the Week)
- Kevin Fogg, Liberty
- Sept. 12 (Special Teams Player of the Week)
- Quinn Backus, Coastal Carolina
- Sept. 25 (Defensive Player of the Week)
- Nov. 1 (Defensive Player of the Week)
- Nick Sigmon, Liberty
- Nov. 12 (Defensive Player of the Week)

COLLEGESPORTSREPORT.COM

- 2004 Coastal Carolina
- Oct. 25 (National Team of the Week)
- 2005 Coastal Carolina
- Sept. 12 (National Team of the Week)
- Brian Johnston, Gardner-Webb
- Oct. 30 (Performer of the Week)
- Charleston Southern
- Nov. 5 (National Team of the Week)
- 2006 Tyler Thigpen, Coastal Carolina
- Sept. 11 (Performer of the Week)
- Nov. 6 (Performer of the Week)
- Mario E. Brown, Gardner-Webb
- Oct. 3 (Performer of the Week)
- Coastal Carolina
- Oct. 9 (National Team of the Week)

FCS FOOTBALL NETWORK

- 2011 Will Hunt, Charleston Southern
- Week 3 (Defensive Player of the Week)

SME NETWORK WEEKLY ALL-STARS

- 2007 Wynton Jackson, Liberty (Sept. 11)
Rashad Jennings, Liberty (Sept. 18)
- 2008 Stony Brook
Week 1 (Offensive Line)
Jacob Rochester, VMI
Week 2 (Linebacker)
Andy Brown, Charleston Southern
Week 6 (Special Teams)
A.J. Gross, VMI
Week 7 (Linebacker)
Matt Bevins, Liberty
Week 13 (Special Teams)

STATS LLC

- 2015 Devin Brown, Coastal Carolina
Sept. 21 (Special Teams Player of the Week)
Ryan Granger, Coastal Carolina
Oct. 12 (Special Teams Player of the Week)
Matt White, Monmouth
Oct. 19 (Special Teams Player of the Week)
Taylor Henkle, Kennesaw State
Nov. 2 (Freshman of the Week)
- 2016 Stephen Calvert, Liberty
Oct. 24 (Freshman of the Week)
Desmond Johnson, Kennesaw State
Oct. 31 (Freshman of the Week)

THE SPORTS NETWORK

- 2004 Erick Harris, Liberty
Nov. 15 (Special Teams Player of the Week)
- 2005 Jamar Leath, Coastal Carolina
Sept. 12 (Defensive Player of the Week)
- 2006 Mario E. Brown, Gardner-Webb
Oct. 2 (Defensive Player of the Week)
Jerome Simpson, Coastal Carolina
Oct. 9 (Offensive Player of the Week)
Marrio Norman, Coastal Carolina
Nov. 20 (Defensive Player of the Week)
- 2007 Brian Johnston, Gardner-Webb
Oct. 1 (Defensive Player of the Week)
- 2008 Dominique Davenport, Coastal Carolina
Sept. 8 (Defensive Player of the Week)
Gerald Stevenson, Charleston Southern
Sept. 8 (Special Teams Player of the Week)
Rashad Jennings, Liberty
Sept. 29 (Offensive Player of the Week)
Edwin Gowins, Stony Brook
Nov. 17 (Offensive Player of the Week)
Tim Maypray, VMI
Nov. 24 (Offensive Player of the Week)
- 2009 Mike Brown, Liberty
Sept. 21 (Offensive Player of the Week)
Josh Norman, Coastal Carolina
Nov. 9 (Defensive Player of the Week)
- 2010 Jeffery Williams, Gardner-Webb
Sept. 6 (Defensive Player of the Week)
Gerald Stevenson, Charleston Southern
Oct. 18 (Special Teams Player of the Week)
Zach MacDowall, Coastal Carolina
Nov. 15 (Offensive Player of the Week)
Davonte Anderson, Stony Brook
Nov. 15 (Defensive Player of the Week)
Mike Brown, Liberty
Nov. 22 (Offensive Player of the Week)
Matt Bevins, Liberty
Nov. 22 (Special Teams Player of the Week)
- 2011 Graham Purvis, Gardner-Webb
Oct. 31 (Special Teams Player of the Week)
Brock Jackolski, Stony Brook
Nov. 28 (Offensive Player of the Week)
Donald Porter, Stony Brook
Nov. 28 (Co-Defensive Player of the Week)
- 2012 Dontavais Johnson, Coastal Carolina
Sept. 3 (Defensive Player of the Week)
Nick Sigmon, Liberty
Nov. 12 (Defensive Player of the Week)

THE SPORTS NETWORK (cont.)

- 2013 Calvin Bryant, Charleston Southern
Sept. 2 (Defensive Player of the Week)
O.J. Mau, Gardner-Webb
Sept. 23 (Defensive Player of the Week)
- 2014 John Lunsford, Liberty
Oct. 6 (Special Teams Player of the Week)
Kenny Cook, Gardner-Webb
Oct. 20 (Co-Offensive Player of the Week)
Chima Uzowihe, Liberty
Nov. 24 (Co-Special Teams Player of the Week)

USACOLLEGEFOOTBALL.ORG

- 2013 Quinn Backus, Coastal Carolina
Oct. 14 (Defensive Player of the Week)

WEEKLY FOOTBALL GAZETTE

- 2002 Graham Whitlock, Gardner-Webb
Sept. 10 (Special Teams Player of the Week)
Ross Gravely, Elon
Sept. 10 (Co-Offensive Lineman of the Week)
Nov. 12 (Co-Offensive Lineman of the Week)
Brandon Mason, Elon
Sept. 24 (Co-Offensive Lineman of the Week)
Jeremy Martin, Gardner-Webb
Oct. 15 (Co-Offensive Player of the Week)
Mario Williams, Gardner-Webb
Nov. 5 (Co-Defensive Player of the Week)
Anthony Turowski, Elon
Nov. 5 (Tri-Special Teams Player of the Week)
Josh Hubbard, Gardner-Webb
Nov. 12 (Defensive Player of the Week)
Josh Rowan, Elon
Nov. 19 (Co-Offensive Lineman of the Week)
- 2003 Aaron Sykes, Gardner-Webb
Sept. 16 (Co-Defensive Player of the Week)
- 2004 Justin Huggard, VMI
Sept. 21 (Defensive Player of the Week)
Josh Hoke, Coastal Carolina
Sept. 28 (Special Teams Player of the Week)
Tavoris Horton, Gardner-Webb
Oct. 25 (Defensive Player of the Week)
Erick Harris, Liberty
Nov. 15 (Special Teams Player of the Week)
- 2005 Josh Hoke, Coastal Carolina
Sept. 25 (Special Teams Player of the Week)
Oct. 16 (Special Teams Player of the Week)
Robert Mason, VMI
Sept. 25 (Defensive Player of the Week)
Zach Terrell, Liberty
Oct. 9 (Offensive Player of the Week)
Andre Copeland, Charleston Southern
Oct. 16 (Offensive Player of the Week)
Nick Roberts, Gardner-Webb
Oct. 23 (Offensive Player of the Week)
Mike Pavelko, Gardner-Webb
Oct. 23 (Defensive Player of the Week)
Barrett Way, VMI
Oct. 23 (Special Teams Player of the Week)
Demario Deese, Gardner-Webb
Oct. 30 (Offensive Lineman of the Week)
Brian Johnston, Gardner-Webb
Oct. 30 (Defensive Player of the Week)
- 2006 Jamaal Walton, VMI
Sept. 6 (Defensive Player of the Week)
Collin Drafts, Charleston Southern
Sept. 13 (Offensive Player of the Week)
Nov. 8 (Offensive Player of the Week)
Tyler Thigpen, Coastal Carolina
Sept. 13 (Offensive Player of the Week)
Oct. 5 (Offensive Player of the Week)
Nov. 16 (Offensive Player of the Week)
Okeba Rollinson, Charleston Southern
Sept. 13 (Defensive Player of the Week)
Michael Hanna, Gardner-Webb
Sept. 13 (Special Teams Player of the Week)
Mario E. Brown, Gardner-Webb
Oct. 5 (Defensive Player of the Week)

WEEKLY FOOTBALL GAZETTE (cont.)

- 2006 Jamar Leath, Coastal Carolina
Oct. 12 (Defensive Player of the Week)
Jada Ross, Charleston Southern
Oct. 26 (Defensive Player of the Week)

COLLEGE FOOTBALL PERFORMANCE AWARDS

POSITIONAL PERFORMERS OF THE WEEK

- 2010 Mike Brown, Liberty
Week 1 (Quarterback Performer)
Graham Purvis, Gardner-Webb
Week 1 (Punter Performer)
Michael Rainey-Wiles, VMI
Week 1 (Punt Return Performer)
Brock Jackolski, Stony Brook
Week 2 (Running Back Performer)
Chris Summers, Liberty
Week 5 (Wide Receiver Performer)
Gerald Stevenson, Charleston Southern
Week 6 (Kickoff Returner Performer)
Week 7 (Kickoff Returner Performer)
Miguel Maysonet, Stony Brook
Week 8 (Running Back Performer)
Brian Davis, Presbyterian
Week 8 (Defensive Line Performer)
- 2010 Matt Bevins, Liberty
Week 10 (Placekicker Performer)
Week 12 (Placekicker Performer)
Danny Broggin, Liberty
Week 10 (Kickoff Returner Performer)
Davonte Anderson, Stony Brook
Week 11 (Defensive Back Performer)
Brock Jackolski, Stony Brook
Week 11 (Kickoff Returner Performer)
Zach MacDowall, Coastal Carolina
Week 12 (Quarterback Performer)
Niccolo Mastromatteo, Coastal Carolina
Week 12 (Punt Return Performer)
- 2011 Kevin Fogg, Liberty
Week 2 (Kickoff Returner Performer)
Week 8 (Kickoff Returner Performer)
Week 10 (Kickoff Returner Performer)
Mario Thompson, VMI
Week 3 (Tight End Performer)
Patrick Morgano, Presbyterian
Week 3 (Punter Performer)
Will Hunt, Charleston Southern
Week 3 (Defensive Line Performer)
Justin Bethel, Presbyterian
Week 3 (Defensive Back Performer)
Miguel Maysonet, Stony Brook
Week 4 (Running Back Performer)
Week 10 (Running Back Performer)
Chris Summers, Liberty
Week 4 (Wide Receiver Performer)
Charles James, Charleston Southern
Week 5 (Punt Return Performer)
Kyle Essington, Stony Brook
Week 6 (Quarterback Performer)
Tommy Shaver, Liberty
Week 6 (Tight End Performer)
Brock Jackolski, Stony Brook
Week 7 (Kickoff Returner Performer)
Trevor Austin, Gardner-Webb
Week 8 (Placekicker Performer)
Tre Henderson, Coastal Carolina
Week 8 (Kickoff Returner Performer)
Treymane Schley, Gardner-Webb
Week 9 (Tight End Performer)
Nathan Perera, Charleston Southern
Week 10 (Wide Receiver Performer)
Jamie Childers, Coastal Carolina
Week 11 (Tight End Performer)
J.J. Hubbard, Gardner-Webb
Week 12 (Kickoff Returner Performer)

COLLEGE FOOTBALL PERFORMANCE AWARDS POSITIONAL PERFORMERS OF THE WEEK (cont.)

2012	Dontavais Johnson, Coastal Carolina
	Week 1 (Defensive Back Performer)
	Michael Ruff, Presbyterian
	Week 1 (Kickoff Returner Performer)
	Miguel Maysonet, Stony Brook
	Week 1 (All-Purpose Performer)
	Week 5 (All-Purpose Performer)
	Week 7 (All-Purpose Performer)
	Week 8 (Kickoff Returner Performer)
	Kevin Fogg, Liberty
	Week 2 (Punt Returner Performer)
	J.J. Hubbard, Gardner-Webb
	Week 9 (Punt Returner Performer)
	Aramis Hillary, Coastal Carolina
	Week 11 (Quarterback Performer)
	Niccolo Mastromatteo, Coastal Carolina
	Week 11 (Punt Returner Performer)
2013	Quinn Backus, Coastal Carolina
	Week 1 (Linebacker Performer)
	Week 7 (Linebacker Performer)
	Jeremiah McKie, Presbyterian
	Week 2 (Punt Returner Performer)
	Week 8 (KO Returner Performer)
	Kevin Fogg, Liberty
	Week 2 (Defensive Back Performer)
	Dylan Black, Charleston Southern
	Week 4 (Defensive Lineman Performer)
	Lorenzo Taliaferro, Coastal Carolina
	Week 8 (Running Back Performer)
	Devin Brown, Coastal Carolina
	Week 9 (Kickoff Returner Performer)
2013	J.J. Hubbard, Gardner-Webb
	Week 12 (Kickoff Returner Performer)
	Ugonna Akoh, Presbyterian
	Week 13 (Defensive Lineman Performer)
2014	Devin Brown, Coastal Carolina
	Week 2 (Kickoff Returner Performer)
	Darius Hammond, Charleston Southern
	Week 4 (Punt Returner Performer)
	John Lunsford, Liberty
	Week 6 (Placekicker Performer)
	J.J. Hubbard, Gardner-Webb
	Week 6 (Kickoff Returner Performer)
	Patrick Minnich, Monmouth
	Week 7 (Linebacker Performer)
	Kenny Scott, Liberty
	Week 7 (Defensive Back Performer)
	Kenny Cook, Gardner-Webb
	Week 8 (Wide Receiver Performer)
	Alex Catron, Coastal Carolina
	Week 10 (Placekicker Performer)
	Hakeem Valles, Monmouth
	Week 11 (Tight End Performer)

ALL-REGION TEAM SELECTIONS & HONORS

BILL DUDLEY VIRGINIA PLAYER OF THE YEAR

2010 Mike Brown, Liberty (Finalist)

COLUMBIA STATE ALL-SOUTH CAROLINA PLAYER OF THE YEAR

2006 Tyler Thigpen, Coastal Carolina (offense)

COLUMBIA STATE ALL-SOUTH CAROLINA TEAM

2006	Tyler Thigpen, Coastal Carolina	1st Team
	Jerome Simpson, Coastal Carolina	1st Team
	Rodney Burgess, Coastal Carolina	1st Team
	Jada Ross, Charleston Southern	1st Team
	Quinton Teal, Coastal Carolina	1st Team
	C.J. Hirschman, Charleston Southern	1st Team
	Maurice Price, Charleston Southern	2nd Team
	Brad Poston, Coastal Carolina	2nd Team
	Jamar Leath, Coastal Carolina	2nd Team
2009	Phillip Oboh, Coastal Carolina	
	Andrew McKain, Charleston Southern	
	Josh Norman, Coastal Carolina	
	Justin Bethel, Presbyterian	
	Gerald Stevenson, Charleston Southern	

COLUMBIA STATE FCS STATE COLLEGE ALL-DECADE FOOTBALL TEAM (2000-09)

Tyler Thigpen, Coastal Carolina
Jerome Simpson, Coastal Carolina
Jada Ross, Charleston Southern
Antwan Thomas, Presbyterian
Quinton Teal, Coastal Carolina
Gerald Stevenson, Charleston Southern

ORANGEBURG (S.C.) TOUCHDOWN CLUB ALL-STATE COLLEGE TEAM

2005	Josh Hoke, Coastal Carolina
	Maurice Simpkins, Coastal Carolina
	Jerome Simpson, Coastal Carolina
	Quinton Teal, Coastal Carolina
2006	Brad Poston, Coastal Carolina
	Jada Ross, Charleston Southern
	Jerome Simpson, Coastal Carolina
	Tyler Thigpen, Coastal Carolina
2007	Marrio Norman, Coastal Carolina
	Jada Ross, Charleston Southern
	Jerome Simpson, Coastal Carolina
2008	Philip Ashley, Charleston Southern
	Ben Erdman, Coastal Carolina
	Britt Leggett, Coastal Carolina
	Adam McKinney, Presbyterian
	Phillip Oboh, Coastal Carolina
	D.J. Rice, Coastal Carolina
	Gerald Stevenson, Charleston Southern
	Antwan Thomas, Presbyterian
2009	Justin Bethel, Presbyterian
	Andrew McKain, Charleston Southern
	J.W. Myers, Charleston Southern
	Josh Norman, Coastal Carolina
	Phillip Oboh, Coastal Carolina
	Gerald Stevenson, Charleston Southern
2010	Dominique Davenport, Coastal Carolina
	Trandon Dendy, Presbyterian
	David Duran, Coastal Carolina
	Andrae Jacobs, Coastal Carolina
	Charles James, Charleston Southern
	Zach MacDowall, Coastal Carolina
	Patrick Morgano, Presbyterian
	Josh Norman, Coastal Carolina
	Chris Patrick, Charleston Southern
	Gerald Stevenson, Charleston Southern
2011	Justin Bethel, Presbyterian
	Brian Davis, Presbyterian
	Andrae Jacobs, Coastal Carolina
	Charles James, Charleston Southern
	Chris Kuzdale, Charleston Southern
	Josh Norman, Coastal Carolina
	Nathan Perera, Charleston Southern
	Max Travis, Presbyterian

SOUTH CAROLINA FOOTBALL HALL OF FAME COLLEGIATE PLAYER OF THE YEAR FINALISTS

2013	Matt Hazel, Coastal Carolina
2016	Chad Geter, Gardner-Webb
	Mike Holloway, Charleston Southern
	Khalil Lewis, Gardner-Webb
	Kamren Mack, Presbyterian

TOUCHDOWN CLUB OF RICHMOND BOBBY ROSS COACH OF THE YEAR

2014 Turner Gill, Liberty

VaSID ANNUAL AWARD WINNERS

2005	Zach Terrell, Liberty	Rookie of the Year
2012	Josh Woodrum, Liberty	Off. Rookie of the Year
2014	Jacob Hagen, Liberty	Co-Def. Player of the Year
	Turner Gill, Liberty	Coach of the Year

VaSID (VIRGINIA ALL-STATE)

2002	Dre Barnes, Liberty	1st Team
2003	Thomas Smith, Liberty	1st Team
	Derik Screen, VMI	1st Team
2004	Robert Mason, VMI	1st Team
2005	Zohn Burden, VMI	1st Team
	Justin Huggard, VMI	1st Team
	Zach Terrell, Liberty	2nd Team
	Jeremy Ward, VMI	2nd Team
	Vicheal Fox, VMI	2nd Team
	Jason Horn, Liberty	2nd Team
2006	Wynton Jackson, Liberty	1st Team
	Sean Mizzer, VMI	2nd Team
	Jarrett Winfrey, Liberty	2nd Team
	Stephen Sene, Liberty	2nd Team
	Eric Hall, Liberty	2nd Team
	E.L. Estes, Liberty	2nd Team
	Ryan Greiser, Liberty	2nd Team
2007	Marshall Ausberry, Liberty	1st Team
	Rashad Jennings, Liberty	1st Team
	Stephen Sene, Liberty	1st Team
	Patrick Calvary, Liberty	2nd Team
	Noah Greenbaum, Liberty	2nd Team
	Stevie Ray Lloyd, Liberty	2nd Team
	Tommy Lloyd, VMI	2nd Team
	Eddie Pinigis, Liberty	2nd Team
	Vince Redd, Liberty	2nd Team
2008	Nick Hursky, Liberty	1st Team
	Rashad Jennings, Liberty	1st Team
	Britt Stone, Liberty	1st Team
	Dominic Bolden, Liberty	1st (Off), 2nd Team (ST)
	Ryan Greiser, Liberty	2nd Team
	Mike Godsil, Liberty	2nd Team
	Kevin Richard, Liberty	2nd Team
2009	Mike Brown, Liberty	1st Team
	Matt Bevins, Liberty	1st Team
	Bryan Mosier, Liberty	2nd Team
	Josh Weaver, Liberty	2nd Team
	Trey Jacobs, Liberty	2nd Team
2010	Matt Bevins, Liberty	1st Team
	Asa Chapman, Liberty	1st Team
	Alex Stadler, Liberty	1st Team
	Chris Summers, Liberty	1st Team
	Terry Adams, Liberty	2nd Team
	Mike Brown, Liberty	2nd Team
	A.J. Gross, VMI	2nd Team
	Justin Vargas, Liberty	2nd Team
2011	Mike Brown, Liberty	1st Team
	Kevin Fogg, Liberty	1st Team
	Chris Summers, Liberty	1st Team
	Rob Bailey, VMI	2nd Team
	Malcolm Boyd, Liberty	2nd Team
	A.J. Gross, VMI	2nd Team
	Mike Larsson, Liberty	2nd Team
2012	Aldreakis Allen, Liberty	1st Team
	Aaron Lundy, Liberty	1st Team
	Brent Vinson, Liberty	1st Team
	Pat Kelly, Liberty	2nd Team
	Cory Freeman, Liberty	2nd Team
	Charlie Jones, VMI	2nd Team
	Nick Sigmon, Liberty	2nd Team
2013	Brandon Apon, Liberty	1st Team
	Hunter Steward, Liberty	1st Team
	Walt Aikens, Liberty	1st Team
	Jacob Hagen, Liberty	1st Team
	Desmond Rice, Liberty	2nd Team
	Darrin Peterson, Liberty	2nd Team
	Greg Ray, Liberty	2nd Team
	Jonathan Burgess, Liberty	2nd Team
	Mitch Hanson, Liberty	2nd Team
	Chima Uzowihe, Liberty	2nd Team

VaSID (cont.)

2014	D.J. Abnar, Liberty	1st Team
	Darrin Peterson, Liberty	1st Team
	Jonathan Burgess, Liberty	1st Team
	Mitch Hanson, Liberty	1st Team
	Jacob Hagen, Liberty	1st Team
	John Lunsford, Liberty	1st Team
	Trey Turner, Liberty	1st Team
	Dexter Herman, Liberty	2nd Team
	Greg Ray, Liberty	2nd Team
	Chima Uzowihe, Liberty	2nd Team
	Nick Sigmon, Liberty	2nd Team
2015	Jonathan Burgess, Liberty	1st Team
	Max Sommer, Liberty	1st Team
	Chima Uzowihe, Liberty	1st Team
2016	Juwan Wells, Liberty	1st Team
	Dontae Duff, Liberty	2nd Team
	Frankie Hickson, Liberty	2nd Team

WEEKLY FOOTBALL GAZETTE REGIONAL AWARD WINNERS

2005	Quinton Teal, Coastal Carolina	
	Southeast Region Defensive Back of the Year	
	Maurice Price, Charleston Southern	
	Southeast Region Off. Receiver of the Year	
2006	Tyler Thigpen, Coastal Carolina	
	Central Region Off. Back Player of the Year	
	Maurice Price, Charleston Southern	
	Central Region Offensive Receiver of the Year	
	Quinton Teal, Coastal Carolina	
	Central Region Def. Back Player of the Year	
	Brian Johnston, Gardner-Webb	
	Central Region Defensive Lineman of the Year	

WEEKLY FOOTBALL GAZETTE

2002	Josh Rowan, Elon	1st Team
	Mike Warren, Elon	2nd Team
	Dre Barnes, Liberty	2nd Team
	Kendrick Howard, Liberty	2nd Team
2003	William Andrews Jr., Gardner-Webb	1st Team
	Matt Sharpe, VMI	1st Team
	Harold Wells, Gardner-Webb	1st Team
	Jim Maxwell, Gardner-Webb	1st Team
	Mario Williams, Gardner-Webb	1st Team
	Graham Whitlock, Gardner-Webb	1st Team
	Ryan Smith, Gardner-Webb	2nd Team
	Jamie Pridgen, Gardner-Webb	2nd Team
	Nick Roberts, Gardner-Webb	3rd Team
	Dre Barnes, Liberty	3rd Team
2004	Allen Davis, Gardner-Webb	1st Team
	Kelvin McIver, Coastal Carolina	1st Team
	Antwon Trice, Coastal Carolina	1st Team
	Harold Wells, Gardner-Webb	1st Team
	Sean Boyle, Liberty	2nd Team
	Eddie Gadson, Charleston Southern	2nd Team
	Patrick Hall, Coastal Carolina	2nd Team
	Josh Hoke, Coastal Carolina	2nd Team
	Nick Johnson, Coastal Carolina	2nd Team
	Robert Mason, VMI	2nd Team
	Brandon Schweitzer, Gardner-Webb	2nd Team
	Ryan Smith, Gardner-Webb	2nd Team
	Thomas Smith, Liberty	2nd Team
	Sam Gado, Liberty	2nd Team
	Justin Huggard, VMI	3rd Team
	Brandon Jeffcoat, Coastal Carolina	3rd Team
	Seth Reichert, Liberty	3rd Team
	Quinton Teal, Coastal Carolina	3rd Team
2005	Du Vaughn Flagler, Gardner-Webb	1st Team
	Maurice Price, Charleston Southern	1st Team
	Antwon Trice, Coastal Carolina	1st Team
	Jada Ross, Charleston Southern	1st Team
	Robert Mason, VMI	1st Team
	Quinton Teal, Coastal Carolina	1st Team
	Vicheal Foxx, VMI	2nd Team
	Justin Huggard, VMI	2nd Team
	Maurice Simpkins, Coastal Carolina	2nd Team
	Tavares Shorter, Charleston Southern	2nd Team
	DeAndre Harrison, Charleston So.	2nd Team
	Andre Copeland, Charleston Southern	3rd Team
	Zach Terrell, Liberty	3rd Team
	Bryan Meers, Charleston Southern	3rd Team

WEEKLY FOOTBALL GAZETTE (cont.)

2005	Zohn Burden, VMI	3rd Team
	Demario Deese, Gardner-Webb	3rd Team
	Jeremy Ward, VMI	3rd Team
	Josh Hoke, Coastal Carolina	3rd Team
	Jason Horn, Liberty	3rd Team
2006	Tyler Thigpen, Coastal Carolina	1st Team
	Maurice Price, Charleston Southern	1st Team
	Jerome Simpson, Coastal Carolina	1st Team
	Brad Poston, Coastal Carolina	1st Team
	Brian Kepple, Coastal Carolina	1st Team
	Kris King, Gardner-Webb	1st Team
	Brian Johnston, Gardner-Webb	1st Team
	Eric Hall, VMI	1st Team
	Mario E. Brown, Gardner-Webb	1st Team
	Quinton Teal, Coastal Carolina	1st Team
	Collin Drafts, Charleston Southern	2nd Team
	Rodney Burgess, Coastal Carolina	2nd Team
	Stephen Sene, Liberty	2nd Team
	Wynton Jackson, Liberty	2nd Team, 3rd Team
	Dennis Justiniani, Charleston Southern	2nd Team
	Jamar Leath, Coastal Carolina	2nd Team
	Jada Ross, Charleston Southern	2nd Team
	C.J. Hirschman, Charleston Southern	2nd Team
	Rashad Jennings, Liberty	3rd Team
	Sean Mizzer, VMI	3rd Team
	Du Vaughn Flagler, Gardner-Webb	3rd Team
	Demario Deese, Gardner-Webb	3rd Team
	Steve Ackley, Liberty	3rd Team
	Sam Harper, Coastal Carolina	3rd Team
	Stevie Ray Lloyd, Liberty	3rd Team
	Mike Pavelko, Gardner-Webb	3rd Team
	Manny Rojas, Liberty	3rd Team
	Daniel Cooke, Gardner-Webb	3rd Team
	Jamaal Walton, VMI	3rd Team
	Michael Hanna, Gardner-Webb	3rd Team
	Hunter Smith, Gardner-Webb	HM
	Jason Horn, Liberty	HM
	Thurston Lee, Gardner-Webb	HM
	Ronnie Mason, Coastal Carolina	HM

POSTSEASON ALL-STAR GAMES

COLLEGE ALL-STAR BOWL

2014	Jamey Cheatwood, Coastal Carolina
	Jibrille Fewill, Liberty
	Elijah Lee, Charleston Southern

COLLEGE GRIDIRON SHOWCASE

2015	Dominique Davis, Liberty
	Joe Kaleta, Coastal Carolina
	Neal Sterling, Monmouth
2016	Rotchill Medor, Monmouth
	Darrin Peterson, Liberty
	O.J. Mau, Gardner-Webb
	Chima Uzowihe, Liberty
	Alex Ross, Coastal Carolina
2017	Chad Geter, Gardner-Webb
	Mike Estes, Gardner-Webb

DREAM BOWL

2016	Ed Britt, Presbyterian
	Tanner Burch, Gardner-Webb
	Ivan Toomer, Gardner-Webb
2017	Aaron Cook, Gardner-Webb
	Caleb Smith, Gardner-Webb
	Daryl Wilson, Presbyterian
	James Needham, Gardner-Webb
	Dante Blackmon, Kennesaw State

EAST COAST BOWL

2005	Vicheal Foxx, VMI
2006	Collin Drafts, Charleston Southern
	Phil Jordan, Charleston Southern
	Drew Rucks, Charleston Southern
2007	Marcus Brown, VMI
	Rick Howell, Charleston Southern
	Tommy Lloyd, VMI
	Jada Ross, Charleston Southern
2008	Terrance Butler, Presbyterian
	Donald Fondren, Charleston Southern
	Lawrence Lovell, Stony Brook
	Josh Mitchell, Charleston Southern
	Tribble Reese, Charleston Southern
	Adam Soivilien, Stony Brook
2009	J.W. Myers, Charleston Southern

EASTHAM ENERGY GAME

2011	Corey O'Daniel, Gardner-Webb
------	------------------------------

EAST-WEST SHRINE GAME

2008	Jerome Simpson, Coastal Carolina
2012	Justin Bethel, Presbyterian
	Josh Norman, Coastal Carolina
2014	Matt Hazel, Coastal Carolina
2015	John Lunsford, Liberty
2016	Erik Austell, Charleston Southern

FOOTBALL NETWORK I-AA ALL-STAR CLASSIC

2003	Jim Maxwell, Gardner-Webb
	Jamie Pridgen, Gardner-Webb
	Aaron DeBerry, Liberty

FCS BOWL

2014	Demaris Freeman, Charleston Southern
	Pat O'Hara, Monmouth
	Christian Reyes, Charleston Southern
	Clayton Truitt, Charleston Southern
2015	Josh Woodrum, Liberty
2016	Derrick Farrow, Kennesaw State
	Aaron Cook, Gardner-Webb

FCS SENIOR SCOUT BOWL

2010	Josh Atkinson, Charleston Southern
	Dominique Davenport, Coastal Carolina
	Zach MacDowall, Coastal Carolina
	John Paglia, Charleston Southern
	Gerald Stevenson, Charleston Southern
	Joel Walton, Charleston Southern
2011	Matt Brevi, Stony Brook
	Mike Brown, Liberty (invitee only)
	Jamie Childers, Coastal Carolina
	B.J. Hayes, Liberty
	Brock Jackolski, Stony Brook
	Marcus Lott, Coastal Carolina
	Marty Patterson, Gardner-Webb
	James Perry III, Gardner-Webb
	Tommy Shaver, Liberty
	David Bennett, Coastal Carolina (Head Coach)
2012	Corvaughn Archie, Charleston Southern
	Anderico Bailey, Presbyterian
	Steve Demilio, Gardner-Webb
	Jamie Dunaway, Gardner-Webb
	Justin Gunn, Liberty
	Andrae Jacobs, Coastal Carolina
	Charles James, Charleston Southern
	Kenny Little, Gardner-Webb
	Issac McKenzie, Charleston Southern
	Austin Sargent, Gardner-Webb
	Cornelius Sterling, Charleston Southern
	Dylan Taylor, Gardner-Webb
2013	Lonnie Johnson, Gardner-Webb
	Richard Wright, Liberty

HULA BOWL

- 2008 Brian Johnston, Gardner-Webb
Stephen Sene, Liberty
Jerome Simpson, Coastal Carolina (invitee only)

MAGNOLIA GRID-IRON CLASSIC

- 2006 Tyler Thigpen, Coastal Carolina
Quinton Teal, Coastal Carolina

MEDAL OF HONOR BOWL

- 2014 Walt Aikens, Liberty
2015 Quinn Backus, Coastal Carolina
(American Team MVP)
Kenny Cook, Gardner-Webb
Gabe Middlebrook, Charleston Southern

NATIONAL ALL-STAR.COM BOWL GAME

- 2006 Hunter Smith, Gardner-Webb
J.P. Weaver, Gardner-Webb

NFLPA COLLEGIATE BOWL

- 2012 Kevin Norrell, Stony Brook
2016 Josh Woodrum, Liberty

RAYCOM COLLEGE FOOTBALL

ALL-STAR CLASSIC

- 2012 Charles James, Charleston So. (Defensive MVP)

SENIOR BOWL

- 2009 Rashad Jennings, Liberty
2012 Josh Norman, Coastal Carolina
2014 Walt Aikens, Liberty
Lorenzo Taliaferro, Coastal Carolina
2017 Chad Geter, Gardner-Webb (Watch List)

TEXAS VS. THE NATION BOWL

- 2007 Maurice Price, Charleston Southern
2008 Vince Redd, Liberty
2009 Dobson Collins, Gardner-Webb

WORLD CHAMPIONSHIP OF AMERICAN FOOTBALL

- 2007 Brad Poston, Coastal Carolina (Team USA)
Kris King, Gardner-Webb (Team USA)



Josh Norman (2012 Senior Bowl)



Brian Johnston (2008 Hula Bowl)

NATIONAL ACADEMIC HONORS

CoSIDA ACADEMIC ALL-AMERICANS

- | | | |
|------|-------------------------------|----------|
| 2003 | Matt Sharpe, VMI | 2nd Team |
| 2004 | Jay Cline, Liberty | 2nd Team |
| 2005 | Josh Hoke, Coastal Carolina | 1st Team |
| 2006 | Josh Hoke, Coastal Carolina | 1st Team |
| 2009 | Chris Rocco, Liberty | 1st Team |
| 2011 | Pat Kelly, Liberty | 1st Team |
| | Marcus Lott, Coastal Carolina | 2nd Team |
| 2012 | Pat Kelly, Liberty | 1st Team |
| 2014 | Mitch Hanson, Liberty | 1st Team |
| 2015 | Alex Ross, Coastal Carolina | 2nd Team |
| | Ugonna Akoh, Presbyterian | 2nd Team |

CoSIDA ACADEMIC ALL-DISTRICT

- 2002 Chris Foster, Gardner-Webb (1st Team)
Josh Rowan, Elon (2nd Team)
Jay Cline, Liberty (2nd Team)
- 2003 Chris Foster, Gardner-Webb
Jay Cline, Liberty
Sean Boyle, Liberty
Matt Sharpe, VMI
Jim Maxwell, Gardner-Webb
- 2004 Jay Cline, Liberty
Sam Gado, Liberty
Sean Boyle, Liberty
Seth Reichert, Liberty
- 2005 Josh Hoke, Coastal Carolina
Patrick Hall, Coastal Carolina
- 2006 Josh Hoke, Coastal Carolina
Brad Poston, Coastal Carolina
Jacob Rochester, VMI
- 2007 Nick Ellis, Charleston Southern
Jacob Rochester, VMI
- 2008 Colin Dugan, Liberty
Derrick Frasier, Coastal Carolina
Ryan Greiser, Liberty
Dan Pope, Liberty
Kevin Richard, Liberty
Jacob Rochester, VMI
- 2009 Matt Bevens, Liberty
Chris Rocco, Liberty
Mario Brown, Gardner-Webb
Matt Freeman, Presbyterian
- 2010 Brad Sweatt, Charleston Southern
Jared Tavernier, Presbyterian

CoSIDA ACADEMIC ALL-DISTRICT (cont.)

- 2011 Matt Bevens, Liberty
Kirby Broome, Charleston Southern
Pat Kelly, Liberty
Marcus Lott, Coastal Carolina
- 2012 Pat Kelly, Liberty
Scott Hyland, Liberty
- 2013 Lucas Beatty, Gardner-Webb
Mitch Hanson, Liberty
Scott Hyland, Liberty
Niccolo Mastromatteo, Coastal Carolina
Jeffery Salley, Coastal Carolina
Keon Williams, Gardner-Webb
- 2014 Ugonna Akoh, Presbyterian
Mo Ashley, Coastal Carolina
Chad Hamilton, Coastal Carolina
Mitch Hanson, Liberty
Tyler Hough-Jenkins, Gardner-Webb
Brett Johnson, Coastal Carolina
Joe Johnson, Monmouth
Christian Reyes, Charleston Southern
Chima Uzowihe, Liberty
- 2015 Ugonna Akoh, Presbyterian
Alex Ross, Coastal Carolina
Joe Johnson, Monmouth
- 2016 Lucas Holder, Liberty

COLLEGE SPORTS JOURNAL ALL-ACADEMIC TEAM

- 2012 Kyle Essington, Stony Brook
Scott Hyland, Liberty
Pat Kelly, Liberty
Niccolo Mastromatteo, Coastal Carolina

FCS ATHLETIC DIRECTORS ASSOCIATION SCHOLAR-ATHLETE OF THE YEAR

- 2003 Matt Sharpe, VMI
2006 Adam DeGraffenreid, Charleston Southern
2012 Pat Kelly, Liberty

FCS ATHLETIC DIRECTORS ASSOCIATION POSTGRADUATE SCHOLARSHIP FINALISTS

- 2005 Adam DeGraffenreid, Charleston Southern
2006 Josh Hoke, Coastal Carolina
2008 Justin Witzmann, Charleston Southern
2013 Niccolo Mastromatteo, Coastal Carolina

FCS ATHLETIC DIRECTORS ASSOCIATION ACADEMIC ALL-STAR TEAM

- 2002 Brandon Mason, Elon
Josh Rowan, Elon
- 2003 Matt Sharpe, VMI
- 2004 Adam DeGraffenreid, Charleston Southern
Josh Hoke, Coastal Carolina
Sam Gado, Liberty
Sean Boyle, Liberty
- 2005 Adam DeGraffenreid, Charleston Southern
Josh Hoke, Coastal Carolina
- 2006 Nick Ellis, Charleston Southern
Josh Hoke, Coastal Carolina
Jacob Rochester, VMI
Hunter Smith, Gardner-Webb
- 2007 Nick Ellis, Charleston Southern
Jacob Rochester, VMI
- 2008 Jacob Rochester, VMI
Justin Witzmann, Charleston Southern
- 2009 Chris Rocco, Liberty
- 2010 Matt Bevens, Liberty
- 2011 Matt Bevens, Liberty
Jamie Dunaway, Gardner-Webb
Tim Franklin, Coastal Carolina
A.J. Gross, VMI
Pat Kelly, Liberty
Marcus Lott, Coastal Carolina
- 2012 Jamie Dunaway, Gardner-Webb
Scott Hyland, Liberty
Pat Kelly, Liberty
Niccolo Mastromatteo, Coastal Carolina

FCS ATHLETIC DIRECTORS ASSOCIATION ACADEMIC ALL-STAR TEAM (cont.)

- 2013 Mitch Hanson, Liberty
Scott Hyland, Liberty
Niccolo Mastromatteo, Coastal Carolina
- 2014 Mo Ashley, Coastal Carolina
Brett Johnson, Coastal Carolina
Lucas Beatty, Gardner-Webb
- 2015 Darren Ambush, Monmouth
Ryan Granger, Coastal Carolina
Alex Ross, Coastal Carolina
Chima Uzowihe, Liberty
- 2016 Hunter Winstead, Liberty
Lucas Holder, Liberty
Darren Ambush, Monmouth

FCS ATHLETIC DIRECTORS ASSOCIATION HIGHEST APR AWARD

- 2009 Gardner-Webb
- 2010 Gardner-Webb
- 2011 Stony Brook
- 2012 Stony Brook
- 2013 Coastal Carolina
- 2014 Coastal Carolina
- 2015 Coastal Carolina
- 2016 Presbyterian

FCS ATHLETIC DIRECTORS ASSOCIATION MOST IMPROVED APR AWARD

- 2010 VMI
- 2011 Charleston Southern
- 2012 Gardner-Webb
- 2013 Charleston Southern
- 2014 Presbyterian
- 2015 Presbyterian
- 2016 Charleston Southern

JOHN McLENDON MINORITY POSTGRADUATE SCHOLARSHIP

- 2016 Prentice Stone, Kennesaw State

NCAA POSTGRADUATE SCHOLARSHIP RECIPIENTS

- 2006 Anthony Franklin, Coastal Carolina
- 2014 Mitch Hanson, Liberty

NATIONAL FOOTBALL FOUNDATION NATIONAL SCHOLAR-ATHLETE CAMPBELL TROPHY

- 2013 Niccolo Mastromatteo, Coastal Caro. (Finalist)
- 2016 Ben Robinson, Charleston Southern (Semifinalist)

NATIONAL FOOTBALL FOUNDATION DRADDY TROPHY CANDIDATES

- 2007 Nick Ellis, Charleston Southern (Semifinalist)
Ren McKinnon, Coastal Carolina (Semifinalist)
- 2008 Jacob Rochester, VMI (Semifinalist)
- 2014 Mitch Hanson, Liberty (Semifinalist)
Christian Reyes, Charleston Southern (Semifinalist)

NATIONAL FOOTBALL FOUNDATION NATIONAL HONOR SOCIETY


- 2007 Brian Kepple, Coastal Carolina
Anthony Franklin, Coastal Carolina
Brad Poston, Coastal Carolina
Jamar Leath, Coastal Carolina
Sam Harper, Coastal Carolina
Josh Hoke, Coastal Carolina
Rodney Burgess, Coastal Carolina
Tyler Thigpen, Coastal Carolina
- 2008 Nick Ellis, Charleston Southern
C.J. Hirschman, Charleston Southern
Ren McKinnon, Coastal Carolina
- 2009 Ryan Greiser, Liberty
Mike Godsil, Liberty
Jacob Rochester, VMI
Justin Witzmann, Charleston Southern

NATIONAL FOOTBALL FOUNDATION NATIONAL HONOR SOCIETY (cont.)

- 2010 Ryan Ard, Charleston Southern
Andrew McKain, Charleston Southern
Matt Freeman, Presbyterian
Jeff Santos, Stony Brook
Chris Tyler, Stony Brook
- 2011 Matt Camire, Liberty
Kyle O'Donnell, Liberty
Soeren Wendland, Liberty
- 2012 Matt Bevins, Liberty
Mike Larsson, Liberty
- 2014 Niccolo Mastromatteo, Coastal Carolina
Jeffery Salley, Coastal Carolina
- 2015 Mo Ashley, Coastal Carolina
Quinn Backus, Coastal Carolina
Cody Craig, Coastal Carolina
Chad Hamilton, Coastal Carolina
Mitch Hanson, Liberty
Kevin Hart, Coastal Carolina
Brett Johnson, Coastal Carolina
Christian Reyes, Charleston Southern
Imir Sanders, Coastal Carolina
- 2016 Nathan Prater, Charleston Southern
Alex Ross, Coastal Carolina
Max Sommer, Liberty
Chima Uzowihe, Liberty
- 2017 Darren Ambush, Monmouth
Gabe Hemighaus, Monmouth
Payton Minnich, Monmouth
Ben Robinson, Charleston Southern

VaSID ACADEMIC ALL-STATE TEAM

- 2004 Matt Sharpe, VMI
- 2007 Jacob Rochester, VMI
- 2008 Jacob Rochester, VMI
- 2009 Jacob Rochester, VMI
Ryan Greiser, Liberty
- 2011 Pat Kelly, Liberty
- 2012 Pat Kelly, Liberty
- 2014 Mitch Hanson, Liberty
- 2016 Lucas Holder, Liberty
Hunter Winstead, Liberty



TYLER THIGPEN, Coastal Carolina
7th Round - 2007 (MINNESOTA)
(Vikings, Chiefs, Dolphins, Bills, Browns)



JEROME SIMPSON, Coastal Carolina
2nd Round - 2008 (CINCINNATI)
(Bengals, Vikings, 49ers)

NFL DRAFT PICKS

Tyler Thigpen, Coastal Carolina
Jerome Simpson, Coastal Carolina
Brian Johnston, Gardner-Webb
Rashad Jennings, Liberty
Josh Norman, Coastal Carolina
Justin Bethel, Presbyterian
Walt Aikens, Liberty
Lorenzo Taliaferro, Coastal Carolina
Matt Hazel, Coastal Carolina
Neal Sterling, Monmouth

ACTIVE BIG SOUTH NFL PLAYERS ^

Walt Aikens, Liberty
Erik Austell, Charleston Southern
Justin Bethel, Presbyterian
Dante Blackmon, Kennesaw State
Mike Estes, Gardner-Webb
Jacob Hagen, Liberty
Matt Hazel, Coastal Carolina
De'Angelo Henderson, Coastal Caro.
Charles James, Charleston Southern
Darnell Leslie, Monmouth
Josh Norman, Coastal Carolina
Victor Ochi, Stony Brook
Denzel Rice, Coastal Carolina
Shaquille Riddick, Gardner-Webb
Alex Searce, Coastal Carolina
Neal Sterling, Monmouth
Lorenzo Taliaferro, Coastal Carolina
Mike Tolbert, Coastal Carolina
Hakeem Valles, Monmouth
Josh Woodrum, Liberty

YEAR (ROUND, SELECTION - TEAM)

2007 (7th round, 217th overall - Minnesota Vikings)
2008 (2nd round, 46th overall - Cincinnati Bengals)
2008 (7th round, 210th overall - Kansas City Chiefs)
2009 (7th round, 250th overall - Jacksonville Jaguars)
2012 (5th round, 143rd overall - Carolina Panthers)
2012 (6th round, 177th overall - Arizona Cardinals)
2014 (4th round, 125th overall - Miami Dolphins)
2014 (4th round, 138th overall - Baltimore Ravens)
2014 (6th round, 190th overall - Miami Dolphins)
2015 (7th round, 220th overall - Jacksonville Jaguars)

CURRENT TEAM (HOW ACQUIRED)

Miami Dolphins (drafted 4th round, 125th overall - 2014)
Houston Texans (signed as free agent - 2017)
Arizona Cardinals (drafted 6th round, 177th overall - 2012)
Indianapolis Colts (signed as free agent following rookie mini-camp - 2017)
Los Angeles Chargers (signed as free agent - 2017)
Pittsburgh Steelers (signed to reserve/futures contract - 2016)
Washington Redskins (signed to practice squad/futures contract - 2016)
Denver Broncos (drafted 6th round, 203rd overall - 2017)
Jacksonville Jaguars (claimed off waivers - 2017)
Dallas Cowboys (signed as free agent following rookie mini-camp - 2017)
Washington Redskins (signed as free agent - 2016)
Tennessee Titans (signed as free agent - 2017)
Houston Texans (signed to practice squad/active roster - 2016)
Pittsburgh Steelers (signed to practice squad - 2016)
Chicago Bears (signed as undrafted free agent - 2017)
Jacksonville Jaguars (drafted 7th round, 220th overall - 2015)
Baltimore Ravens (drafted 4th round, 138th overall - 2014)
Buffalo Bills (signed as free agent - 2017)
Arizona Cardinals (signed as undrafted free agent - 2016)
Baltimore Ravens (signed as free agent - 2017)

^ - 2017 Training Camp rosters



BRIAN JOHNSTON, Gardner-Webb
7th Round - 2008 (KANSAS CITY)
(Chiefs, Dolphins)



RASHAD JENNINGS, Liberty
7th Round - 2009 (JACKSONVILLE)
(Jaguars, Raiders, Giants)



JOSH NORMAN, Coastal Carolina
5th Round - 2012 (CAROLINA)
(Panthers, Redskins)



JUSTIN BETHEL, Presbyterian
6th Round - 2012 (ARIZONA)
(Cardinals)



WALT AIKENS, Liberty
4th Round - 2014 (MIAMI)
(Dolphins)




LORENZO TALIAFERRO, Coastal Carolina
4th Round - 2014 (BALTIMORE)
(Ravens)



MATT HAZEL, Coastal Carolina
6th Round - 2014 (MIAMI)
(Dolphins, Redskins)




NEAL STERLING, Monmouth
7th Round - 2015 (JACKSONVILLE)
(Jaguars)



JIM MAXWELL, Gardner-Webb
Undrafted Free Agent - 2004
(Giants, 49ers, Dolphins, Bengals)



SAM GADO, Liberty
Undrafted Free Agent - 2005
(6 NFL Teams)



QUINTON TEAL, Coastal Carolina
Undrafted Free Agent - 2007
(Panthers, Chargers)



MIKE TOLBERT, Coastal Carolina
Undrafted Free Agent - 2008
(Chargers, Panthers, Bills)



VINCE REDD, Liberty
Undrafted Free Agent - 2008
(Patriots, Chiefs)



MAURICE SIMPKINS, Coastal Carolina
Undrafted Free Agent - 2010
(Packers, Rams)



MIKE BROWN, Liberty
Undrafted Free Agent - 2012
(Jaguars, Panthers)



CHRIS SUMMERS, Liberty
Undrafted Free Agent - 2012
(Bears, Vikings, Bills)



DOMINIQUE JONES, Liberty
Undrafted Free Agent - 2012
(8 NFL Teams)



MIGUEL MAYSONET, Stony Brook
Undrafted Free Agent - 2013
(8 NFL Teams)



CHARLES JAMES, Charleston Southern
Undrafted Free Agent - 2013
(6 NFL Teams - currently w/ Jaguars)



MICHAEL BAMIRO, Stony Brook
Undrafted Free Agent - 2013
(Eagles, Giants)




KEVIN FOGG, Liberty
Undrafted Free Agent - 2014
(Dolphins, Steelers)



JACOB HAGEN, Liberty
Undrafted Free Agent - 2015
(Rams, Steelers)



NIKO DAVIS, Liberty
Undrafted Free Agent - 2015
(Steelers, Chiefs)



SHAQUILLE RIDDICK, Gardner-Webb
5th Round - 2015
(Cardinals, Steelers)



DENZEL RICE, Coastal Carolina
Undrafted Free Agent - 2015
(Eagles, Texans)



KENNY COOK, Gardner-Webb
Undrafted Free Agent - 2015
(Chiefs)



JOHN LUNS福德, Liberty
Undrafted Free Agent - 2016
(49ers, Buccaneers, Seahawks)



HAKEEM VALLES, Monmouth
Undrafted Free Agent - 2016
(Cardinals)



JOSH WOODRUM, Liberty
Undrafted Free Agent - 2016
(Giants, Colts, Bears, Bills, Ravens)



DE'ANGELO HENDERSON, Coastal Caro.
6th Round - 2017
(Broncos)



ERIK AUSTELL, Charleston Southern
Undrafted Free Agent - 2017
(Broncos, Texans)



DARNELL LESLIE, Monmouth
Undrafted Free Agent - 2017
(Cowboys)



MIKE ESTES, Gardner-Webb
Free Agent - 2017
(Chargers)

ALL-TIME PRESEASON FOOTBALL POLLS

2002 Team (first-place votes)	Points
1. Gardner-Webb (5)	28
2. Elon (3)	24
3. Liberty	14
4. Charleston Southern	11

2003 Team (first-place votes)	Points
1. Gardner-Webb (9)	48
2. Liberty (1)	36
3. VMI	34
4. Charleston Southern	17
5. Coastal Carolina	15

2004 Team (first-place votes)	Points
1. Gardner-Webb (9)	46
2. Liberty	33
3. VMI	30
4. Coastal Carolina (1)	28
5. Charleston Southern	13

2005 Team (first-place votes)	Points
1. Coastal Carolina (11)	73
2. Liberty (3)	57
3. Gardner-Webb (2)	56
4. VMI	29
5. Charleston Southern	25

2006 Team (first-place votes)	Points
1. Coastal Carolina (15)	90
2. Charleston Southern	61
3. Gardner-Webb (1)	59
4. Liberty (3)	30
5. VMI	25

2007 Team (first-place votes)	Points
1. Liberty (12)	87
2. Coastal Carolina (7)	79
3. Gardner-Webb (1)	63
4. Charleston Southern	43
5. VMI	28

2008 Team (first-place votes)	Points
1. Liberty (12)	77
2. Coastal Carolina	58
3. Gardner-Webb	52
4. Stony Brook	38
5. Charleston Southern (1)	30
6. VMI	18

2009 Team (first-place votes)	Points
1. Liberty (10)	109
2. Stony Brook (4)	87
3. Coastal Carolina (1)	83
4. Gardner-Webb (1)	77
5. Charleston Southern (1)	56
6. VMI	39
7. Presbyterian College	25

2010 Team (first-place votes)	Points
1. Liberty (13)	103
2. Stony Brook (1)	81
3. Coastal Carolina	68
4. Charleston Southern (1)	65
5. Gardner-Webb	54
6. VMI	31
7. Presbyterian College	18

2011 Team (first-place votes)	Points
1. Liberty (15)	123
2. Stony Brook (2)	104
3. Coastal Carolina (1)	96
T-4. Charleston Southern	59
T-4. Gardner-Webb	59
6. VMI	42
7. Presbyterian College	21

2012 Team (first-place votes)	Points
1. Stony Brook (15)	123
2. Liberty (3)	108
3. Coastal Carolina	74
4. Presbyterian College	69
5. Gardner-Webb	65
6. VMI	38
7. Charleston Southern	27

2013 Team (first-place votes)	Points
1. Coastal Carolina (9)	84
2. Liberty (6)	80
3. Gardner-Webb	58
4. Charleston Southern	39
T-5. VMI	27
T-5. Presbyterian College	27

2014 Team (first-place votes)	Points
1. Coastal Carolina (14)	104
2. Liberty (4)	92
3. Charleston Southern	65
4. Gardner-Webb	58
5. Monmouth	32
6. Presbyterian College	27

2015 Team (first-place votes)	Points
1. Coastal Carolina (15)	139
2. Liberty (6)	129
3. Charleston Southern	106
4. Presbyterian College	72
5. Gardner-Webb	57
6. Monmouth	53
7. Kennesaw State	32

2016 Team (first-place votes)	Points
1. Charleston Southern (16)	106
2. Liberty (1)	86
3. Kennesaw State (1)	68
4. Monmouth	47
5. Gardner-Webb	40
6. Presbyterian College	31

2017 Team (first-place votes)	Points
T-1. Charleston Southern (9)	80
T-1. Kennesaw State (9)	80
3. Gardner-Webb	54
4. Monmouth	36
5. Presbyterian College	20
-- Liberty *	n/a

* - not eligible for preseason poll due to transition to FBS

From 2002-04, head coaches and SIDs voted on the pre-season poll. Beginning in 2005, a media panel joined the preseason voting. In 2008, the SIDs no longer voted on preseason or postseason honors.

ALL-TIME PRESEASON PLAYERS OF THE YEAR

Preseason Offensive Player of the Year

2003	Dre Barnes, Jr, RB, Liberty
2004	Dre Barnes, Sr, RB, Liberty
2005	Collin Drafts, Jr, QB, Charleston Southern
2006	Patrick Hall, Sr, RB, Coastal Carolina
2007	Collin Drafts, Sr, QB, Charleston Southern
2008	Jerome Simpson, Sr, WR, Coastal Carolina
2009	Rashad Jennings, R-Sr, RB, Liberty
2010	Tim Maypray, Sr, QB, VMI
2011	Mike Brown, R-Jr, QB, Liberty
2012	Mike Brown, R-Sr, QB, Liberty
2013	Miguel Maysonet, Sr, RB, Stony Brook
2014	Matt Hazel, Sr, WR, Coastal Carolina
2015	Alex Ross, R-Jr, QB, Coastal Carolina
2016	Alex Ross, R-Sr, QB, Coastal Carolina
2017	Darius Hammond, Sr, RB, Charleston Southern
2017	Tyrell Maxwell, Sr, QB, Gardner-Webb

Preseason Defensive Player of the Year

2003	Mario Williams, Jr, FS, Gardner-Webb
2004	Mario Williams, Sr, FS, Gardner-Webb
2005	Kelvin McIver, Sr, DL, Coastal Carolina
2006	Jada Ross, R-Jr, LB, Charleston Southern
2007	Brian Johnston, Sr, DE, Gardner-Webb
2008	Mario Brown, Sr, LB, Gardner-Webb
2009	Jeffery Williams, Jr, LB, Gardner-Webb
2010	Marty Patterson, Sr, LB, Gardner-Webb
2011	Andrae Jacobs, Jr, LB, Coastal Carolina
2012	Charles James, R-Sr, DB, Charleston Southern
2013	Quinn Backus, Jr, LB, Coastal Carolina
2014	Quinn Backus, Sr, LB, Coastal Carolina
2015	O.J. Mau, Sr, DL, Gardner-Webb
2016	Anthony Ellis, Jr, DL, Charleston Southern
2017	Anthony Ellis, Sr, DL, Charleston Southern

ALL-TIME PRESEASON ALL-CONFERENCE TEAMS

2003

OFFENSE	DEFENSE
QB Darren Swiggett, CSU	DL Johnathan West, CSU
RB Chris Foster, GWU	DL Jason Threat, GWU
RB Dre Barnes, LU	DL Aaron DeBerry, LU
WR Don Phillips, CSU	DL Vicheal Foxx, VMI
WR William Andrews, GWU	LB Jim Maxwell, GWU
WR Darin Bradford, GWU	LB Keppy Baucom, GWU
WR Greg Carlson, VMI	LB Kendrick Howard, LU
TE Stephen Knorr, GWU	LB Derrick Screen, VMI
OL Bryce Gregory, CSU	DB Kijana Thomas, CSU
OL Jerry Gass, GWU	DB Mario Williams, GWU
OL Jamie Pridgen, GWU	DB Jensen Turner, GWU
OL Ryan Smith, GWU	DB Musa Sarki, VMI
OL Sam Brown, VMI	

SPECIAL TEAMS

PK Matt Sharpe, VMI	P Graham Whitlock, GWU
LS Jake Neal, GWU	RS Josh Hubbard, GWU
LS Sam Brown, VMI	

2004

OFFENSE	DEFENSE
QB Nick Roberts, GWU	DL Adam DeGraffenreid, CSU
RB Dre Barnes, LU	DL Adrain Grady, CCU
RB Sean Mizzner, VMI	DL Harold Wells, GWU
WR Austin Gaines, GWU	DL Seth Reichert, LU
WR Lauren Williams, LU	LB Bowe Butler, CSU
WR Zohn Burden, VMI	LB Maurice Simpkins, CCU
WR Gary Price, VMI	LB Keppy Baucom, GWU
TE Stephen Knorr, GWU	LB Todd Baldwin, VMI
OL Bryce Gregory, CSU	DB Kijana Thomas, CSU
OL Nick Johnson, CCU	DB Mario Williams, GWU
OL Ryan Smith, GWU	DB C.J. Moore, LU
OL Sean Boyle, LU	DB Robert Mason, VMI
OL Jeremy Ward, VMI	

SPECIAL TEAMS

PK Hunter Smith, GWU	P Graham Whitlock, GWU
LS Jake Neal, GWU	RS Kijana Thomas, CSU

2005

OFFENSE

QB Collin Drafts, CSU
RB Patrick Hall, CCU
RB Sean Mizzer, VMI
WR Kory Alston, GWU
WR Zohn Burden, VMI
WR Jerome Simpson, CCU
TE Bryan Meers, CSU
OL Antwon Trice, CCU
OL Markus Ferguson, LU
OL C.J. Brown, GWU
OL Kevin Inge, LU
OL Jeremy Ward, VMI

DEFENSE

DL Kelvin McIver, CCU
DL Brandon Schweitzer, GWU
DL Vicheal Foxx, VMI
DL Adam DeGraffenreid, CSU
LB Maurice Simpkins, CCU
LB Keppy Baucom, GWU
LB Justin Huggard, VMI
LB Manny Rojas, LU
DB Robert Mason, VMI
DB Quinton Teal, CCU
DB C.J. Moore, LU
DB Tavares Shorter, CSU

SPECIAL TEAMS

PK Josh Hoke, CCU
LS Matt Skeen, GWU
P Noah Crouch, LU
RS Sean Mizzer, VMI

2006

OFFENSE

QB Collin Drafts, CSU
RB Zach Terrell, LU
RB Aundres Perkins, CCU
WR Maurice Price, CSU
WR Duvaughn Flagler, GWU
WR Jerome Simpson, CCU
TE Chris Luck, LU
OL Demario Deese, GWU
OL Brad Poston, CCU
OL Brian Kepple, CCU
OL Kris King, GWU
OL Ricky Howell, CSU

DEFENSE

DL Brian Johnston, GWU
DL Jason Horn, LU
DL Adrain Grady, CCU
DL Eric Hall, VMI
LB Jada Ross, CSU
LB Jamar Leath, CCU
LB Manny Rojas, LU
LB J.P. Weaver, GWU
DB Quinton Teal, CCU
DB Daniel Cooke, GWU
DB Patrick Calvary, LU
DB C.J. Hirschman, CSU

SPECIAL TEAMS

PK Josh Hoke, CCU
LS Matt Skeen, GWU
P Michael Hanna, GWU
RS Kory Alston, GWU

2007

OFFENSE

QB Brock Smith, LU
RB Rashad Jennings, LU
RB Zach Terrell, LU
WR Jerome Simpson, CCU
WR Duvaughn Flagler, GWU
WR Brandon Turner, LU
TE Chris Luck, LU
OL Stephen Sene, LU
OL Demario Deese, GWU
OL Rick Howell, CSU
OL Robert Brown, VMI
OL Eddie Pinigis, LU

DEFENSE

DL Brian Johnston, GWU
DL Dennis Justiniani, CSU
DL Adrain Grady, CCU
DL Steven Ackley, LU
LB Mario Brown, GWU
LB Jada Ross, CSU
LB Stevie Ray Lloyd, LU
LB Mike Pavelko, GWU
DB C.J. Hirschman, CSU
DB Daniel Cooke, GWU
DB Ryan Greiser, LU
DB Okeba Rollinson, CSU

SPECIAL TEAMS

PK Nick Ellis, CSU
LS David McCarthy, GWU
P Michael Hanna, GWU
RS Wynton Jackson, LU

2008

OFFENSE

QB Brock Smith, LU
RB Rashad Jennings, LU
RB Conte Cuttino, SBU
WR Dee Brown, CSU
WR Lynn Suggs, SBU
WR Dobson Collins, GWU
TE Scott Fambrough, CCU
OL Demario Deese, GWU
OL Britt Leggett, CCU
OL Mike Godsil, LU
OL Britt Stone, LU
OL Alex Bragg, CSU

DEFENSE

DL Colin Dugan, LU
DL Phillip Oboh, CCU
DL Adam Soivilien, SBU
DL Jake Killeen, CSU
LB Mario Brown, GWU
LB Nick Hursky, LU
LB D.J. Rice, CCU
LB Josh Mitchell, CSU
LB Marrio Norman, CCU
DB Cedric McGowan, GWU
DB Daniel Cooke, GWU
DB Patrick Calvary, LU

SPECIAL TEAMS

PK Luke Gaddis, SBU
LS Dan Pope, LU
PR Dobson Collins, GWU
P Michael Hanna, GWU
KR Tim Maypray, VMI

2009

OFFENSE

QB Tim Maypray, VMI
QB Zach MacDowall, CCU
RB Edwin Gowins, SBU
RB Conte Cuttino, SBU
WR Gerald Stevenson, CSU
WR James Perry III, GWU
WR Tyson Petty, GWU
TE Josh Miller, GWU
OL Corey O'Daniel, GWU
OL Josh Weaver, LU
OL George Handler, VMI
OL Bryan Mosier, LU
OL Ryan Boehm, CCU

DEFENSE

DL Phillip Oboh, CCU
DL Jordan Woods, GWU
DL Trey Jacobs, LU
DL Quinon Isom, GWU
LB Jeffery Williams, GWU
LB Mario Brown, GWU
LB Tyler Santucci, SBU
LB Andrew McKain, CSU
DB Cedric McGowan, GWU
DB Chris Richards, SBU
DB Chris Rocco, LU
DB Tim Torrence, LU

SPECIAL TEAMS

PK Ryan Gates, GWU
LS Andrew McKain, CSU
PR Tim Maypray, VMI
P Ben Erdman, CCU
KR Gerald Stevenson, CSU

2010

OFFENSE

QB Mike Brown, LU
RB Edwin Gowins, SBU
RB Patrick Hall, GWU
WR Gerald Stevenson, CSU
WR James Perry III, GWU
WR Chris Summers, LU
TE David Duran, CCU
OL Corey O'Daniel, GWU
OL Paul Fenaroli, SBU
OL Alex Stadler, LU
OL Jordan Lancaster, CSU
OL Jamie Dunaway, GWU

DEFENSE

DL Joel Walton, CSU
DL Asa Chapman, LU
DL Josh Wine, VMI
DL Quinton Davis, CCU
LB Marty Patterson, GWU
LB Jeffery Williams, GWU
LB Doncel Bolt, LU
LB Emilio Calvin, VMI
DB Josh Norman, CCU
DB Cedric McGowan, GWU
DB Brent Vinson, LU
DB Kajuan Lee, LU
DB Chris Kuzdale, CSU

SPECIAL TEAMS

PK Matt Bevins, LU
LS Daniel Bonifas, CCU
PR Gerald Stevenson, CSU
P Marc Ray, VMI
KR Tyson Petty, GWU

2011

OFFENSE

QB Mike Brown, LU
RB Brock Jackolski, SBU
RB Miguel Maysonet, SBU
WR Chris Summers, LU
WR James Perry III, GWU
WR Matt Brevi, SBU
TE David Duran, CCU
OL Jamey Cheatwood, CCU
OL Jamie Dunaway, GWU
OL Malcolm Boyd, LU
OL Levi McFatter, CSU
OL Max Travis, PC

DEFENSE

DL Asa Chapman, LU
DL Preston Pemasa, GWU
DL Matt Goods, GWU
DL Ryan Haber, SBU
LB Andrae Jacobs, CCU
LB Marty Patterson, GWU
LB A.J. Gross, VMI
LB Craig Richardson, SBU
DB Josh Norman, CCU
DB Charles James, CSU
DB Justin Bethel, PC
DB Byron Allen, VMI

SPECIAL TEAMS

PK Matt Bevins, LU
LS Hudson Smith, GWU
PR B.J. Hayes, LU
P Mike Larsson, LU
KR Brock Jackolski, SBU

2012

OFFENSE

QB Kyle Essington, SBU
RB Miguel Maysonet, SBU
RB Kenny Little, GWU
WR Nathan Perera, CSU
WR Matt Hazel, CCU
WR Pat Kelly, LU
TE David Duran, CCU
OL Jamie Dunaway, GWU
OL Malcolm Boyd, LU
OL Jamey Cheatwood, CCU
OL Steve Demilio, GWU
OL Michael Bamiro, SBU

DEFENSE

DL Preston Pemasa, GWU
DL Matt Goods, GWU
DL Francis Bah, LU
DL Chris Thomas, CCU
LB Andrae Jacobs, CCU
LB Jawara Dudley, SBU
LB Nick Sigmon, LU
LB Donelle Williams, PC
DB Charles James, CSU
DB Walt Aikens, LU
DB Kevin Fogg, LU
DB Dominick Reyes, SBU

SPECIAL TEAMS

PK Wesley Skiffington, SBU
LS Richard Wright, LU
PR Niccolo Mastromatteo, CCU
P Patrick Morgano, PC
KR Kevin Fogg, LU

2013

OFFENSE

QB Josh Woodrum, LU
RB Teddy Allen, CSU
RB Lorenzo Taliaferro, CCU
WR Matt Hazel, CCU
WR Kenny Cook, GWU
WR N. Mastromatteo, CCU
TE Seth Cranfill, GWU
OL Chad Hamilton, CCU
OL Jamey Cheatwood, CCU
OL Hunter Steward, LU
OL Will Lucas, VMI
OL Drew Herring, CCU

DEFENSE

DL Preston Pemasa, GWU
DL Matt Goods, GWU
DL Cory Freeman, LU
DL Francis Bah, LU
LB Quinn Backus, CCU
LB Tanner Burch, GWU
LB Nick Sigmon, LU
LB Mike McClure, CCU
DB Walt Aikens, LU
DB Elijah Lee, CSU
DB Kevin Fogg, LU
DB Johnnie Houston, CCU

SPECIAL TEAMS

PK John Lunsford, LU
LS Hudson Smith, GWU
LS Richard Wright, LU
P Grant Bowden, LU
KR J.J. Hubbard, LU
PR N. Mastromatteo, CCU

2014

OFFENSE

QB Alex Ross, CCU
RB Christian Reyes, CSU
RB Juaane Blount, GWU
WR Kenny Cook, GWU
WR Darrin Peterson, LU
WR Tobi Antigha, PC
TE Mike Estes, GWU
OL Chad Hamilton, CCU
OL Jonathan Burgess, LU
OL Greg Ray, LU
OL Clayton Truitt, CSU
OL Mitch Hanson, LU

DEFENSE

DL O.J. Mau, GWU
DL Chima Uzowihe, LU
DL Calvin Hollenhorst, CCU
DL Dylan Black, CSU
LB Quinn Backus, CCU
LB Nick Sigmon, LU
LB Tanner Burch, GWU
LB Chad Jeter, GWU
DB Jacob Hagen, LU
DB Richie Sampson, CCU
DB Demaris Freeman, CSU
DB Denzel Rice, CCU

SPECIAL TEAMS

PK Alex Catron, CCU
LS Cannon Jordan, PC
PR Jeremiah McKie, PC
P Austin Cain, CCU
KR Devin Brown, CCU

2015

OFFENSE

QB Alex Ross, CCU
RB DeAngelo Henderson, CCU
RB D.J. Abnar, LU
WR Darrin Peterson, LU
WR Bruce Mapp, CCU
WR John Israel, CCU
TE Mike Estes, GWU
OL Jonathan Burgess, LU
OL Erik Austell, CSU
OL Max Sommer, LU
OL Voghens Larrieux, CCU
OL Alex Thompson, MU

DEFENSE

DL O.J. Mau, GWU
DL Chima Uzowihe, LU
DL Roderick Holder, CCU
DL Calvin Hollenhorst, CCU
DL Donelle Williams, PC
LB Aaron Brown, CSU
LB Aaron Cook, GWU
LB John Sieczkowski, MU
DB Mike Basile, MU
DB Ed Britt, PC
DB Ivan Toomer, GWU
DB Troy McGowens, CSU

SPECIAL TEAMS

PK John Lunsford, LU
LS Hunter Winstead, LU
PR Darius Hammond, CSU
P Trey Turner, LU
KR Devin Brown, CCU

2016

OFFENSE

QB Trey White, KSU
RB Darius Hammond, CSU
RB Darrell Bridges, PC
WR Zac Parker, LU
WR Darren Ambush, MU
WR Justin Sumpster, KSU
TE Joseph Purter, PC
OL Erik Austell, CSU
OL Malik Letatau, KSU
OL Jackson Williamson, CSU
OL Alex Thompson, MU
OL Caleb Smith, GWU

DEFENSE

DL Anthony Ellis, CSU
DL Darnell Leslie, MU
DL JaRon Greene, LU
DL Obinna Ntiagawge, PC
LB Chad Geter, GWU
LB Solomon Brown, CSU
LB Aaron Cook, GWU
LB Payton Minnich, MU
DB Mike Basile, MU
DB Troy McGowens, CSU
DB Taylor Henkle, KSU
DB Chris Turner, LU

SPECIAL TEAMS

PK Matt White, MU
LS Joseph Smith, CSU
PR Darius Hammond, CSU
P Trey Turner, LU
KR Darius Hammond, CSU

2017

OFFENSE

QB Tyrell Maxwell, GWU
RB Carrington Mosley, LU
RB Darnell Holland, KSU
WR Reggie White Jr., MU
WR Justin Sumpter, KSU
WR Kameron Brown, CSU
TE Jake Powell, MU
OL Frank Cirone, CSU
OL Dontae Duff, LU
OL Will Millikan, GWU
OL Zach Mitchler, KSU
OL Alex Thompson, MU

DEFENSE

DL Anthony Ellis, CSU
DL Tonarius Portress, KSU
DL Desmond Johnson, KSU
DL Juwan Wells, LU
LB Solomon Brown, CSU
LB Zane Cruz, CSU
LB Anthony Gore Jr., KSU
LB Izzy Sam, KSU
DB Mike Basile, MU
DB Taylor Henkle, KSU
DB Shadarius Hopkins, CSU
DB Chris Turner, LU

SPECIAL TEAMS

PK Alex Probert, LU
LS Hunter Winstead, LU

P Trey Turner, LU
KR Frankie Hickson, LU

RUSHING YARDS

	GP	YARDS	
2002 Dre Barnes, Liberty	11	1,304	
2003 Dre Barnes, Liberty	12	1,347	
2004 Patrick Hall, Coastal Carolina	11	1,107	
2005 Andre Copeland, Charleston Southern	11	721	
2006 Sean Mizzer, VMI	11	1,022	
2007 Howard Abegesah, VMI	11	1,121	
2008 Rashad Jennings, Liberty	11	1,500	
2009 Howard Abegesah, VMI	11	964	
2010 Miguel Maysonet, Stony Brook	11	1,128	
2011 Miguel Maysonet, Stony Brook	13	1,633	
2012 MIGUEL MAYSONET, Stony Brook	13	1,964	
2013 Lorenzo Taliaferro, Coastal Carolina	15	1,729	
2014 De'Angelo Henderson, Coastal Carolina	14	1,534	
2015 De'Angelo Henderson, Coastal Carolina	12	1,346	
2016 Tyrell Maxwell, Gardner-Webb	11	965	QB

RUSHING YARDS PER GAME

	GP	ATT	YARDS	YPC	AVG/G
2002 Dre Barnes, Liberty	11	221	1,304	5.9	118.5
2003 Dre Barnes, Liberty	12	229	1,347	5.9	112.2
2004 Patrick Hall, Coastal Carolina	11	155	1,107	7.1	100.6
2005 Andre Copeland, Charleston Southern	11	158	721	4.6	65.5
2006 Sean Mizzer, VMI	11	209	1,022	4.9	92.9
2007 Rashad Jennings, Liberty	11	191	1,113	5.8	123.7
2008 Rashad Jennings, Liberty	11	263	1,500	5.7	136.4
2009 Edwin Gowins, Stony Brook	10	145	890	6.1	89.0
2010 Miguel Maysonet, Stony Brook	11	176	1,128	6.4	102.5
2011 Miguel Maysonet, Stony Brook	13	252	1,633	6.5	125.6
2012 MIGUEL MAYSONET, Stony Brook	13	267	1,964	7.4	151.1
2013 Lorenzo Taliaferro, Coastal Carolina	15	276	1,729	6.3	115.3
2014 De'Angelo Henderson, Coastal Carolina	14	234	1,534	6.6	109.6
2015 De'Angelo Henderson, Coastal Carolina	12	222	1,346	6.1	112.2
2016 Khalil Lewis, Gardner-Webb	10	182	955	5.2	95.5

RUSHING TOUCHDOWNS

	GP	TD
2002 Rashaun Palmer, Elon	11	9
2003 Aundres Perkins, Coastal Carolina	9	14
Eugene Goodman, Liberty	11	14
2004 Patrick Hall, Coastal Carolina	11	13
2005 Aundres Perkins, Coastal Carolina	11	12
2006 Zach Terrell, Liberty	11	13
2007 Rashad Jennings, Liberty	9	15
2008 Rashad Jennings, Liberty	11	17
2009 Patrick Hall, Gardner-Webb	10	12
2010 Miguel Maysonet, Stony Brook	11	12
2011 Brock Jackolski, Stony Brook	13	16
2012 Miguel Maysonet, Stony Brook	13	21
2013 LORENZO TALIAFERRO, Coastal Carolina	15	27
2014 De'Angelo Henderson, Coastal Carolina	14	20
2015 De'Angelo Henderson, Coastal Carolina	12	16
2016 Khalil Lewis, Gardner-Webb	10	14

PASS COMPLETIONS

	GP	CMP	ATT
2002 Jeremy Martin, Gardner-Webb	10	193	326
2003 Nick Roberts, Gardner-Webb	12	203	338
2004 Collin Drafts, Charleston Southern	10	212	340
2005 Collin Drafts, Charleston Southern	11	217	356
2006 Collin Drafts, Charleston Southern	11	223	319
2007 Brock Smith, Liberty	11	150	245
2008 Tribble Reese, Charleston Southern	12	189	310
2009 Stan Doolittle, Gardner-Webb	11	215	347
2010 Mike Brown, Liberty	11	223	351
2011 Mike Brown, Liberty	10	196	299
2012 Aramis Hillary, Coastal Carolina	12	226	352
2013 Alex Ross, Coastal Carolina	14	232	358
2014 ALEX ROSS, Coastal Carolina	14	271	422
2015 Josh Woodrum, Liberty	11	242	390
2016 Stephen Calvert, Liberty	11	150	262

PASS COMPLETION PCT (min. 200 attempts)

	GP	ATT	CMP	PCT	TD	INT
2002 Jeremy Martin, Gardner-Webb	10	326	193	59.2	17	4
2003 Nick Roberts, Gardner-Webb	12	338	203	60.1	20	12
2004 Collin Drafts, Charleston Southern	10	340	212	62.4	21	8
2005 Nick Roberts, Gardner-Webb	11	308	195	63.3	16	16
2006 COLLIN DRAFTS, Charleston Southern	11	319	223	69.9	21	14
2007 Brock Smith, Liberty	11	245	150	61.2	19	7
2008 Brock Smith, Liberty	12	278	179	64.4	19	6
2009 Tommy Beecher, Liberty	10	227	154	67.8	9	5
2010 Mike Brown, Liberty	11	351	223	63.5	23	11
2011 Mike Brown, Liberty	10	299	196	65.6	18	10
2012 Josh Woodrum, Liberty	11	267	183	68.5	11	9
2013 Alex Ross, Coastal Carolina	14	358	232	64.8	26	9
2014 Alex Ross, Coastal Carolina	14	422	271	64.2	20	7
2015 Alex Ross, Coastal Carolina	12	346	231	66.8	21	7
2016 Stephen Calvert, Liberty	11	262	150	57.3	15	9

PASSING YARDAGE

	GP	YARDS
2002 Jeremy Martin, Gardner-Webb	10	2,166
2003 Jonathan Wilson, VMI	12	2,260
2004 Collin Drafts, Charleston Southern	10	2,532
2005 Collin Drafts, Charleston Southern	11	2,594
2006 Tyler Thigpen, Coastal Carolina	12	3,296
2007 Brock Smith, Liberty	11	2,226
2008 Brock Smith, Liberty	12	2,620
2009 Stan Doolittle, Gardner-Webb	11	2,268
2010 Mike Brown, Liberty	11	2,956
2011 Mike Brown, Liberty	10	2,664
2012 Aramis Hillary, Coastal Carolina	12	2,665
2013 Alex Ross, Coastal Carolina	14	3,093
2014 ALEX ROSS, Coastal Carolina	14	3,389
2015 Alex Ross, Coastal Carolina	12	3,009
2016 Stephen Calvert, Liberty	11	1,931

PASSING YARDAGE PER GAME

	GP	YARDS	AVG/G
2002 Jeremy Martin, Gardner-Webb	10	2,166	216.6
2003 Jonathan Wilson, VMI	12	2,260	188.3
2004 Collin Drafts, Charleston Southern	10	2,532	253.2
2005 Collin Drafts, Charleston Southern	11	2,594	235.8
2006 TYLER THIGPEN, Coastal Carolina	12	3,296	274.7
2007 Brock Smith, Liberty	11	2,226	202.4
2008 Brock Smith, Liberty	12	2,620	218.3
2009 Stan Doolittle, Gardner-Webb	11	2,268	206.2
2010 Mike Brown, Liberty	11	2,956	268.7
2011 Mike Brown, Liberty	10	2,664	266.4
2012 Lucas Beatty, Gardner-Webb	11	2,483	225.7
2013 Alex Ross, Coastal Carolina	14	3,093	220.9
2014 Josh Woodrum, Liberty	12	2,947	245.6
2015 Josh Woodrum, Liberty	11	2,772	252.0
2016 Stephen Calvert, Liberty	11	1,931	175.5

TOUCHDOWN PASSES

	GP	TD
2002 Jeremy Martin, Gardner-Webb	10	17
2003 Nick Roberts, Gardner-Webb	12	20
2004 Collin Drafts, Charleston Southern	10	21
2005 Collin Drafts, Charleston Southern	11	20
2006 TYLER THIGPEN, Coastal Carolina	12	29
2007 Brock Smith, Liberty	11	19
2008 Tribble Reese, Charleston Southern	12	23
2009 Michael Coulter, Stony Brook	11	15
2010 Mike Brown, Liberty	11	23
2011 Kyle Essington, Stony Brook	13	20
2012 Kyle Essington, Stony Brook	12	23
2013 Alex Ross, Coastal Carolina	14	26
2014 Alex Ross, Coastal Carolina	14	20
2015 Alex Ross, Coastal Carolina	12	21
2016 Stephen Calvert, Liberty	11	15
Shane Buceenell, Charleston Southern	9	15

PASSING EFFICIENCY

	GP	EFFIC
2002	Jeremy Martin, Gardner-Webb	10 129.8
2003	Jonathan Wilson, VMI	12 128.9
2004	Collin Drafts, Charleston Southern	10 140.6
2005	Collin Drafts, Charleston Southern	11 135.6
2006	Tyler Thigpen, Coastal Carolina	12 167.4
2007	Brock Smith, Liberty	11 157.4
2008	Brock Smith, Liberty	12 161.8
2009	Tommy Beecher, Liberty	10 139.4
2010	Mike Brown, Liberty	11 149.6
2011	Kyle Essington, Stony Brook	13 162.7
2012	KYLE ESSINGTON, Stony Brook	12 171.0
2013	Alex Ross, Coastal Carolina	14 156.3
2014	Josh Woodrum, Liberty	12 147.6
2015	Alex Ross, Coastal Carolina	12 155.8
2016	Stephen Calvert, Liberty	11 131.2

TOTAL OFFENSIVE YARDS

	GP	PLYS	YARDS
2002	Jeremy Martin, Gardner-Webb	10 440	2,527
2003	Nick Roberts, Gardner-Webb	12 475	2,585
2004	Nick Roberts, Gardner-Webb	11 469	2,773
2005	Collin Drafts, Charleston Southern	11 478	2,772
2006	Tyler Thigpen, Coastal Carolina	12 452	3,952
2007	Brock Smith, Liberty	11 277	2,265
2008	Brock Smith, Liberty	12 316	2,707
2009	Stan Doolittle, Gardner-Webb	11 454	2,577
2010	Mike Brown, Liberty	11 511	3,810
2011	Mike Brown, Liberty	10 429	3,101
2012	Aramis Hillary, Coastal Carolina	12 482	3,232
2013	Alex Ross, Coastal Carolina	14 477	3,633
2014	ALEX ROSS, Coastal Carolina	14 576	4,080
2015	Alex Ross, Coastal Carolina	12 436	3,218
2016	Tyrell Maxwell, Gardner-Webb	11 403	2,622

TOTAL OFFENSE PER GAME

	GP	PLY	YARDS	AVG/G
2002	Jeremy Martin, Gardner-Webb	10 440	2,527	252.7
2003	Nick Roberts, Gardner-Webb	12 475	2,585	215.4
2004	Collin Drafts, Charleston Southern	10 429	2,652	265.2
2005	Collin Drafts, Charleston Southern	11 478	2,772	252.0
2006	Tyler Thigpen, Coastal Carolina	12 452	3,952	329.3
2007	Brock Smith, Liberty	11 277	2,265	205.9
2008	Brock Smith, Liberty	12 316	2,707	225.6
2009	Stan Doolittle, Gardner-Webb	11 454	2,577	234.3
2010	MIKE BROWN, Liberty	11 511	3,810	346.4
2011	Mike Brown, Liberty	10 429	3,101	310.1
2012	Aramis Hillary, Coastal Carolina	12 482	3,232	269.3
2013	Alex Ross, Coastal Carolina	14 477	3,633	259.5
2014	Alex Ross, Coastal Carolina	14 576	4,080	291.4
2015	Alex Ross, Coastal Carolina	12 436	3,218	268.2
2016	Tyrell Maxwell, Gardner-Webb	11 403	2,622	238.4

RECEPTIONS

	GP	REC
2002	William Andrews, Jr., Gardner-Webb	10 45
	Aaron Dunklin, Charleston Southern	12 45
2003	Aaron Dunklin, Charleston Southern	12 79
2004	Eddie Gadson, Charleston Southern	10 69
2005	Maurice Price, Charleston Southern	8 72
2006	MAURICE PRICE, Charleston Southern	11 103
2007	Dee Brown, Charleston Southern	11 69
2008	Dobson Collins, Gardner-Webb	11 76
2009	James Perry III, Gardner-Webb	11 61
2010	Chris Summers, Liberty	10 76
2011	Chris Summers, Liberty	11 64
2012	Pat Kelly, Liberty	11 80
2013	Kenny Cook, Gardner-Webb	12 76
2014	Darrin Peterson, Liberty	14 85
2015	Darrin Peterson, Liberty	10 68
2016	Reggie White Jr., Monmouth	11 69

RECEIVING YARDS

	GP	REC	YARDS
2002	Aaron Dunklin, Charleston Southern	12 45	723
2003	Aaron Dunklin, Charleston Southern	12 79	1,025
2004	Eddie Gadson, Charleston Southern	10 69	792
2005	Maurice Price, Charleston Southern	8 72	1,043
2006	Jerome Simpson, Coastal Carolina	12 61	1,077
2007	Dee Brown, Charleston Southern	11 69	898
2008	Dominic Bolden, Liberty	12 56	1,056
2009	James Perry III, Gardner-Webb	11 61	749
2010	Chris Summers, Liberty	10 76	1,081
2011	Chris Summers, Liberty	11 64	1,014
2012	KEVIN NORRELL, Stony Brook	13 66	1,388
2013	Kenny Cook, Gardner-Webb	12 76	1,008
2014	Darrin Peterson, Liberty	14 85	1,379
2015	Darrin Peterson, Liberty	10 68	906
2016	Reggie White Jr., Monmouth	11 69	934

TOUCHDOWN RECEPTIONS

	GP	TD
2002	William Andrews, Jr., Gardner-Webb	10 8
2003	William Andrews, Jr., Gardner-Webb	12 13
2004	Eddie Gadson, Charleston Southern	10 9
2005	Duvuaghn Flagler, Gardner-Webb	11 13
2006	JEROME SIMPSON, Coastal Carolina	12 16
2007	Jerome Simpson, Coastal Carolina	11 11
2008	Dobson Collins, Gardner-Webb	11 10
2009	Jordan Gush, Stony Brook	10 6
2010	Chris Summers, Liberty	10 15
2011	Chris Summers, Liberty	11 7
	Matt Brevi, Stony Brook	13 7
2012	Kevin Norrell, Stony Brook	13 15
2013	Kenny Cook, Gardner-Webb	12 9
	Matt Hazel, Coastal Carolina	14 9
2014	Darrin Peterson, Liberty	14 12
2015	Darrin Peterson, Liberty	10 7
	Bruce Mapp, Coastal Carolina	12 7
2016	Dante Shells, Liberty	11 8
	Justin Sumpter, Kennesaw State	8 8

ALL-PURPOSE YARDS

	GP	RUSH	RCV	PR	KR	YDS
2002	Dre Barnes, Liberty	11 1,304	169	0	66	1,539
2003	Sean Mizzer, VMI	12 1,244	248	0	17	1,509
2004	Sean Mizzer, VMI	11 729	169	77	505	1,480
2005	Duvuaghn Flagler, Gardner-Webb	11 26	826	0	507	1,359
2006	Sean Mizzer, VMI	11 1,022	121	12	147	1,302
2007	Tim Maypray, VMI	11 391	615	80	889	1,975
2008	Gerald Stevenson, Charleston Southern	12 298	551	60	921	1,830
2009	Tim Maypray, VMI	11 519	152	207	972	1,850
2010	Brock Jackolski, Stony Brook	11 1,029	149	0	788	1,966
2011	BROCK JACKOLSKI, Stony Brook	13 1,418	114	55	854	2,441
2012	Miguel Maysonet, Stony Brook	13 1,964	43	0	309	2,316
2013	Lorenzo Taliaferro, Coastal Carolina	15 1,729	153	0	0	1,882
2014	De'Angelo Henderson, Coastal Carolina	14 1,534	289	0	0	1,823
2015	Darius Hammond, Charleston Southern	13 856	90	217	702	1,865
2016	Chaston Bennett, Kennesaw State	11 672	315	31	386	1,404

INTERCEPTIONS

	GP	INT
2002	Lamar Ingram, Gardner-Webb	9 5
2003	Musa Sarki, VMI	12 5
2004	Quinton Teal, Coastal Carolina	11 6
2005	Quinton Teal, Coastal Carolina	11 5
2006	Dewitt Myers, Coastal Carolina	10 4
	Jon Carmon, Charleston Southern	11 4
	Quinton Teal, Coastal Carolina	12 4
2007	Marrio Norman, Coastal Carolina	8 5
2008	Philip Ashley, Charleston Southern	12 6
2009	JOSH NORMAN, Coastal Carolina	11 8
2010	Charles James, Charleston Southern	9 6
	Dominique Davenport, Coastal Carolina	12 6
2011	Donald Porter, Stony Brook	13 6
2012	Davonte Anderson, Stony Brook	13 6
2013	Jacob Hagen, Liberty	12 6
2014	JACOB HAGEN, Liberty	14 8
2015	Ed Britt, Presbyterian	11 4
	Taylor Henkle, Kennesaw State	11 4
	Chris Turner, Liberty	11 4
2016	Dante Blackmon, Kennesaw State	11 6

TOTAL TACKLES

	GP	TT
2002 Mario Williams, Gardner-Webb	10	120
2003 DERIK SCREEN, VMI	12	144
2004 Robert Mason, VMI	11	120
2005 Justin Huggard, VMI	11	136
2006 Jada Ross, Charleston Southern	11	127
2007 Jada Ross, Charleston Southern	11	131
2008 Jeffery Williams, Gardner-Webb	11	119
2009 Marty Patterson, Gardner-Webb	11	110
2010 A.J. Gross, VMI	11	110
2011 Marty Patterson, Gardner-Webb	9	102
2012 Quinn Backus, Coastal Carolina	13	139
2013 QUINN BACKUS, Coastal Carolina	15	144
2014 Quinn Backus, Coastal Carolina	13	127
2015 Mike Basile, Monmouth	11	119
2016 Chad Geter, Gardner-Webb	11	118

TACKLES PER GAME

	GP	TT	AVG
2002 Mario Williams, Gardner-Webb	10	120	12.00
2003 Derik Screen, VMI	12	144	12.00
2004 Robert Mason, VMI	11	120	10.91
2005 Justin Huggard, VMI	11	136	12.36
2006 Jada Ross, Charleston Southern	11	127	11.55
2007 Jada Ross, Charleston Southern	11	131	11.91
2008 Jeffery Williams, Gardner-Webb	11	119	10.82
2009 Marty Patterson, Gardner-Webb	11	110	10.00
2010 A.J. Gross, VMI	11	110	10.00
2011 Marty Patterson, Gardner-Webb	9	102	11.33
2012 TANNER BURCH, Gardner-Webb	9	113	12.56
2013 Quinn Backus, Coastal Carolina	15	144	9.60
2014 Quinn Backus, Coastal Carolina	13	127	9.77
2015 Mike Basile, Monmouth	11	119	10.82
2016 Chad Geter, Gardner-Webb	11	118	10.73

QUARTERBACK SACKS

	GP	SK
2002 Aaron DeBerry, Liberty	11	8.0
2003 Vicheal Foxx, VMI	12	7.0
2004 Kelvin McIver, Coastal Carolina	11	7.0
Harold Wells, Gardner-Webb	11	7.0
2005 Eric Hall, VMI	11	5.0
Brian Johnston, Gardner-Webb	11	5.0
2006 Brian Johnston, Gardner-Webb	11	7.5
2007 Vince Redd, Liberty	11	6.5
2008 Adam McKinney, Presbyterian	12	7.5
2009 Phillip Oboh, Coastal Carolina	11	6.5
2010 Preston Pemasa, Gardner-Webb	11	7.0
2011 Shawn Chapman, VMI	11	5.0
2012 Maurice Dickson, Gardner-Webb	10	5.5
2013 Shaquille Riddick, Gardner-Webb	11	8.5
2014 TOBY ONYECHI, Liberty	14	9.5
2015 Chima Uzowihe, Liberty	11	8.0
2016 Anthony Ellis, Charleston Southern	10	7.0

TACKLES FOR LOSS

	GP	TFL	YDS
2002 Mike Warren, Elon	11	13.0	43
2003 Vicheal Foxx, VMI	12	17.0	62
2004 Harold Wells, Gardner-Webb	11	22.5	74
2005 Jason Horn, Liberty	11	13.0	47
2006 Dennis Justiniani, Charleston Southern	11	15.0	44
2007 BRIAN JOHNSTON, Gardner-Webb	11	24.0	115
2008 Antwan Thomas, Presbyterian	12	18.5	78
2009 Tyler Santucci, Stony Brook	11	14.0	57
Marty Patterson, Gardner-Webb	11	14.0	51
2010 Preston Pemasa, Gardner-Webb	11	14.5	65
2011 Preston Pemasa, Gardner-Webb	10	13.5	61
2012 Nick Sigmon, Liberty	10	11.0	26
Charlie Jones, VMI	11	11.0	36
2013 Shaquille Riddick, Gardner-Webb	11	19.0	109
2014 Chima Uzowihe, Liberty	14	14.0	83
2015 Anthony Ellis, Charleston Southern	13	17.5	84
2016 Anthony Ellis, Charleston Southern	10	16.0	50

PUNT RETURN AVERAGE (min. 12 returns/pg)

	GP	PR	YDS	TD	AVG
2002 Mike Washington, Charleston Southern	12	20	208	0	10.4
2003 Adrian Hall, Liberty	10	18	169	0	9.4
2004 Allen Davis, Gardner-Webb	11	14	141	0	10.1
2005 Kory Alston, Gardner-Webb	10	15	247	2	16.5
2006 C.J. Hirschman, Charleston Southern	11	19	258	1	13.6
2007 Wynton Jackson, Liberty	10	17	227	2	13.4
2008 DOMINIC BOLDEN, Liberty	12	17	308	2	18.1
2009 Tim Maypray, VMI	11	16	207	1	12.9
2010 Michael Rainey-Wiles, VMI	9	18	221	1	12.3
2011 Charles James, Charleston Southern	11	19	185	1	9.7
2012 Niccolo Mastromatteo, Coastal Carolina	11	14	159	1	11.4
2013 Niccolo Mastromatteo, Coastal Carolina	12	17	95	0	5.6
2014 Darius Hammond, Charleston Southern	12	16	221	1	13.8
2015 Chris Jones, Coastal Carolina	11	22	254	0	11.5
2016 Darius Hammond, Charleston Southern	10	21	225	0	10.7

KICKOFF RETURN AVERAGE (min. 12 returns/pg)

	GP	KR	YDS	TD	AVG
2002 Mike Washington, Charleston Southern	12	33	831	1	25.2
2003 Darnell Williams, Coastal Carolina	11	21	519	0	24.7
2004 Ralpheal Goodson, Gardner-Webb	11	23	518	0	22.5
2005 Duvaughn Flagler, Gardner-Webb	11	20	507	0	25.4
2006 Duvaughn Flagler, Gardner-Webb	11	19	412	0	21.7
2007 Dominic Bolden, Liberty	11	21	671	1	32.0
2008 Gerald Stevenson, Charleston Southern	12	37	921	0	24.9
2009 David Montgomery, Gardner-Webb	11	23	522	1	22.7
2010 Gerald Stevenson, Charleston Southern	10	22	613	3	27.9
2011 Kevin Fogg, Liberty	11	23	771	3	33.5
2012 Tre Henderson, Coastal Carolina	13	22	597	0	27.1
2013 Jeremiah McKie, Presbyterian	11	20	490	1	24.5
2014 Devin Brown, Coastal Carolina	14	29	808	2	27.9
2015 Devin Brown, Coastal Carolina	12	19	543	2	28.6
2016 DARIUS HAMMOND, Charleston Southern	10	15	506	0	33.7

OVERALL SCORING

	GP	TD	XPT	FG	PTS
2002 Andrew Harmon, Gardner-Webb	10	0	25	11	58
2003 Matt Sharpe, VMI	12	0	40	17	91
2004 Josh Hoke, Coastal Carolina	11	0	53	10	83
2005 Duvaughn Flagler, Gardner-Webb	11	13	2	0	80
Josh Hoke, Coastal Carolina	11	0	38	14	80
2006 Jerome Simpson, Coastal Carolina	12	16	0	0	96
2007 Rashad Jennings, Liberty	9	17	2	0	104
2008 Rashad Jennings, Liberty	11	19	0	0	114
2009 Matt Bevins, Liberty	11	0	41	22	107
2010 Matt Bevins, Liberty	11	0	45	20	105
2011 Brock Jackolski, Stony Brook	13	20	0	0	120
2012 Miguel Maysonet, Stony Brook	13	23	0	0	138
2013 LORENZO TALIAFERRO, Coastal Carolina	15	29	0	0	174
2014 De'Angelo Henderson, Coastal Carolina	14	21	0	0	126
2015 De'Angelo Henderson, Coastal Carolina	12	19	0	0	114
2016 Khalil Lewis, Gardner-Webb	10	14	0	0	84
Chaston Bennett, Kennesaw State	11	14	0	0	84

KICK SCORING

	GP	PAT	FG	PTS
2002 Andrew Harmon, Gardner-Webb	10	25-28	11-17	58
2003 Matt Sharpe, VMI	12	40-42	17-24	91
2004 Josh Hoke, Coastal Carolina	11	53-54	10-14	83
2005 Josh Hoke, Coastal Carolina	11	38-38	14-22	80
2006 Josh Hoke, Coastal Carolina	12	49-50	10-17	79
2007 Noah Greenbaum, Liberty	11	56-59	15-19	101
2008 Ryan Gates, Gardner-Webb	11	27-39	16-22	75
2009 MATT BEVINS, Liberty	11	41-42	22-26	107
2010 Matt Bevins, Liberty	11	45-46	20-27	105
2011 Wesley Skiffington, Stony Brook	13	60-62	11-15	93
2012 Wesley Skiffington, Stony Brook	12	51-52	12-16	87
2013 Alex Catron, Coastal Carolina	15	60-63	10-13	90
2014 John Lunsford, Liberty	12	43-44	19-24	100
2015 Ryan Granger, Coastal Carolina	12	38-38	16-20	86
2016 Alex Probert, Liberty	11	33-35	15-19	78

TOUCHDOWNS SCORED

		GP	TD	RUSH	PASS	RET
2002	Rashaud Palmer, Elon	11	9	9	0	0
2003	Aundres Perkins, Coastal Carolina	9	14	14	0	0
	Eugene Goodman, Liberty	11	14	14	0	0
2004	Patrick Hall, Coastal Carolina	11	13	13	0	0
2005	Du Vaughn Flagler, Gardner-Webb	11	13	0	13	0
2006	Jerome Simpson, Coastal Carolina	12	16	0	16	0
2007	Rashad Jennings, Liberty	9	17	15	2	0
2008	Rashad Jennings, Liberty	11	19	17	2	0
2009	Patrick Hall, Gardner-Webb	11	12	12	0	0
2010	Chris Summers, Liberty	11	15	0	15	0
2011	Brock Jackolski, Stony Brook	13	20	16	3	1
2012	Miguel Maysonet, Stony Brook	13	23	21	1	1
2013	LORENZO TALIAFERRO, Coastal Carolina	15	29	27	2	0
2014	De'Angelo Henderson, Coastal Carolina	14	21	20	1	0
2015	De'Angelo Henderson, Coastal Carolina	12	19	16	3	0
2016	Khalil Lewis, Gardner-Webb	10	14	14	0	0
	Chaston Bennett, Kennesaw State	11	14	9	5	0

FIELD GOALS MADE

		GP	FG
2002	Andrew Harmon, Gardner-Webb	10	11
2003	Matt Sharpe, VMI	12	17
2004	Josh Hoke, Coastal Carolina	11	10
2005	Josh Hoke, Coastal Carolina	11	14
2006	Josh Hoke, Coastal Carolina	12	10
	Barrett Way, VMI	11	10
2007	Noah Greenbaum, Liberty	11	15
2008	Ryan Gates, Gardner-Webb	11	16
2009	MATT BEVINS, Liberty	11	22
2010	Matt Bevins, Liberty	11	20
2011	Trever Austin, Gardner-Webb	11	12
2012	Wesley Skiffington, Stony Brook	12	12
2013	Jordan Day, Gardner-Webb	12	14
2014	John Lunsford, Liberty	12	19
2015	Ryan Granger, Coastal Carolina	12	16
2016	Alex Probert, Liberty	11	15

PUNTING AVERAGE (min. 3.6 punts per game)

		GP	NO	YARDS	AVG
2002	Adam Resnick, Charleston Southern	11	45	1,734	38.5
2003	GRAHAM WHITLOCK, Gardner-Webb	12	57	2,593	45.5
2004	Graham Whitlock, Gardner-Webb	11	60	2,503	41.7
2005	Noah Crouch, Liberty	11	56	2,215	39.6
2006	Michael Hanna, Gardner-Webb	11	46	2,000	43.5
2007	Michael Hanna, Gardner-Webb	11	38	1,544	40.6
2008	Ben Erdman, Coastal Carolina	12	48	1,822	38.0
2009	Marc Ray, VMI	10	41	1,595	38.9
2010	Patrick Morgano, Presbyterian	11	68	2,683	39.5
2011	Patrick Morgano, Presbyterian	11	66	2,683	40.7
2012	Bo Lindsey, Gardner-Webb	11	58	2,482	42.8
2013	Jordan Day, Gardner-Webb	12	63	2,466	39.1
2014	Trey Turner, Liberty	14	56	2,322	41.5
2015	Trey Turner, Liberty	11	45	1,815	40.3
2016	Andrew Komornik, Gardner-Webb	11	60	2,464	41.1

SCORING OFFENSE

SCORING OFFENSE		GP	TD	XP	2XP	DXP	FG	SAF	PTS	AVG
2002	Gardner-Webb	10	35	26	3	0	12	0	278	27.8
2003	VMI	12	44	40	1	1	17	0	359	29.9
2004	Coastal Carolina	11	55	53	0	0	10	0	413	37.5
2005	Gardner-Webb	11	51	48	1	0	10	0	386	35.1
2006	Coastal Carolina	12	54	49	2	1	10	1	411	34.2
2007	LIBERTY	11	61	56	1	0	15	0	469	42.6
2008	VMI	11	51	48	0	2	6	1	378	34.4
2009	Liberty	11	48	46	0	0	22	0	400	36.4
2010	Liberty	11	49	47	0	0	20	0	401	36.5
2011	Stony Brook	13	66	63	0	0	11	1	494	38.0
2012	Stony Brook	13	61	58	0	0	12	0	460	35.4
2013	Coastal Carolina	15	84	63	6	0	12	0	615	41.0
2014	Coastal Carolina	14	67	58	4	0	18	0	522	37.3
2015	Coastal Carolina	12	52	38	8	0	17	2	421	35.1
2016	Kennesaw State	11	60	54	1	0	4	0	428	38.9

SCORING DEFENSE

SCORING DEFENSE		GP	TD	XP	2XP	DXP	FG	SAF	PTS	AVG
2002	Gardner-Webb	10	28	23	0	0	3	2	204	20.4
2003	Gardner-Webb	12	29	27	0	0	17	1	254	21.2
2004	Coastal Carolina	11	24	19	1	0	3	1	176	16.0
2005	Coastal Carolina	11	28	23	1	0	9	0	220	20.0
2006	Liberty	11	22	19	0	0	7	0	172	15.6
2007	Liberty	11	33	27	1	0	6	0	245	22.3
2008	Liberty	12	29	25	1	0	7	1	224	18.7
2009	Liberty	11	25	23	1	0	11	1	210	19.1
2010	Liberty	11	29	28	0	0	6	1	222	20.2
2011	Liberty	11	30	26	0	0	12	0	242	22.0
2012	STONY BROOK	13	25	25	0	0	9	0	202	15.5
2013	Liberty	12	28	23	1	0	6	0	211	17.6
2014	Coastal Carolina	14	35	27	2	0	11	0	274	19.6
2015	Coastal Carolina	12	32	26	1	0	7	0	241	20.1
2016	Kennesaw State	11	29	25	2	0	12	0	239	21.7

RUSHING OFFENSE

RUSHING OFFENSE		GP	ATT	YARDS	YPC	TD	AVG/G
2002	Elon	11	594	2,454	4.1	25	223.1
2003	Liberty	12	542	2,614	4.8	26	217.8
2004	Coastal Carolina	11	522	3,058	5.9	40	278.0
2005	Coastal Carolina	11	494	2,228	4.5	28	202.5
2006	VMI	11	511	2,273	4.4	16	206.6
2007	VMI	11	647	3,115	4.8	23	283.2
2008	VMI	11	614	3,932	6.4	37	357.5
2009	VMI	11	578	3,044	5.3	23	276.7
2010	Stony Brook	11	429	2,398	5.6	26	218.0
2011	Stony Brook	13	590	3,475	5.9	41	267.3
2012	Stony Brook	13	589	3,582	6.1	37	275.5
2013	Coastal Carolina	15	657	3,782	5.8	50	252.1
2014	Charleston Southern	12	548	2,726	5.0	27	227.2
2015	Kennesaw State	11	604	3,223	5.3	27	293.0
2016	Kennesaw State	11	597	3,527	5.9	41	320.6

RUSHING DEFENSE

RUSHING DEFENSE		GP	ATT	YARDS	YPC	TD	AVG/G
2002	Elon	11	417	1,725	4.1	20	156.8
2003	Gardner-Webb	12	457	1,714	3.8	14	142.8
2004	Coastal Carolina	11	399	1,541	3.9	9	140.1
2005	Coastal Carolina	11	447	1,598	3.6	19	145.3
2006	Charleston Southern	11	393	1,197	3.0	12	108.8
2007	Liberty	11	439	1,413	3.2	15	128.5
2008	Gardner-Webb	11	362	1,301	3.6	14	118.3
2009	Gardner-Webb	11	401	1,402	3.5	12	127.5
2010	Liberty	11	363	1,273	3.5	11	115.7
2011	STONY BROOK	13	386	1,313	3.4	15	101.0
2012	Liberty	11	353	1,387	3.9	19	126.1
2013	Gardner-Webb	12	427	1,470	3.4	15	122.5
2014	Charleston Southern	12	395	1,687	4.3	14	140.6
2015	Liberty	11	408	1,614	4.0	22	146.7
2016	Kennesaw State	11	389	1,433	3.7	12	130.3

RUSHING TOUCHDOWNS

RUSHING TOUCHDOWNS		GP	TD
2002	Elon	11	25
2003	Coastal Carolina	11	34
2004	Coastal Carolina	11	40
2005	Coastal Carolina	11	28
2006	Liberty	11	23
	Coastal Carolina	11	23
2007	Liberty	11	32
2008	VMI	11	37
2009	Liberty	11	31
2010	Stony Brook	11	26
2011	Stony Brook	13	41
2012	Stony Brook	13	37
2013	COASTAL CAROLINA	15	50
2014	Coastal Carolina	14	41
2015	Charleston Southern	13	30
2016	Kennesaw State	11	41

PASSING OFFENSE

PASSING OFFENSE		GP	ATT	CMP	PCT	YARDS	TD	INT	AVG/G
2002	Gardner-Webb	10	337	201	59.6	2,220	17	4	222.0
2003	VMI	12	308	179	58.1	2,509	15	8	209.1
2004	Charleston Southern	10	363	220	60.6	2,599	22	10	259.9
2005	Gardner-Webb	11	420	257	61.2	2,914	24	20	264.9
2006	Coastal Carolina	12	353	223	63.2	3,429	30	11	285.8
2007	Charleston Southern	11	418	236	56.5	2,706	21	24	246.0
2008	Presbyterian	12	494	297	60.1	3,191	17	18	265.9
2009	Presbyterian	11	411	228	55.5	2,596	16	26	236.0
2010	LIBERTY	11	389	249	64.0	3,178	26	12	288.9
2011	Liberty	11	347	224	64.6	2,973	21	11	270.3
2012	Coastal Carolina	13	401	253	63.1	3,101	26	9	238.5
2013	VMI	12	412	238	57.8	2,866	20	12	238.8
2014	Monmouth	11	386	233	60.4	2,762	24	9	251.1
2015	Coastal Carolina	12	368	243	66.0	3,183	22	7	265.2
2016	Monmouth	11	349	206	59.0	2,303	11	9	209.4

PASSING DEFENSE

PASSING DEFENSE		GP	ATT	CMP	PCT	YARDS	TD	INT	AVG/G
2002	Gardner-Webb	10	211	110	52.1	1,488	9	16	148.8
2003	Charleston Southern	12	293	157	53.6	2,120	24	8	176.7
2004	CHARLESTON SOUTHERN	10	240	142	59.2	1,318	12	8	131.8
2005	VMI	11	283	174	61.5	1,942	13	11	176.5
2006	Coastal Carolina	12	277	146	52.7	1,836	11	19	153.0
2007	Coastal Carolina	11	218	118	54.1	1,555	11	18	141.4
2008	Coastal Carolina	12	336	188	56.0	2,247	18	11	187.2
2009	Charleston Southern	11	283	160	56.5	1,753	11	12	159.4
2010	Gardner-Webb	11	258	131	50.8	1,635	11	12	148.6
2011	Coastal Carolina	11	315	182	57.8	2,070	16	6	188.2
2012	Charleston Southern	11	251	132	52.6	1,601	14	6	145.5
2013	Gardner-Webb	12	341	185	54.3	2,091	17	14	174.2
2014	Charleston Southern	12	294	168	57.1	2,221	18	15	185.1
2015	Charleston Southern	13	306	178	58.2	1,884	8	8	144.9
2016	Monmouth	11	243	147	60.5	1,738	15	6	158.0

PASSING EFFICIENCY

PASSING EFFICIENCY		GP	ATT	CMP	PCT	YARDS	TD	INT	EFFICIENCY
2002	Gardner-Webb	10	337	201	59.6	2,220	17	4	129.3
2003	VMI	12	308	179	58.1	2,509	15	8	137.4
2004	Charleston Southern	10	363	220	60.6	2,599	22	10	135.2
2005	Charleston Southern	11	363	221	60.9	2,666	20	10	135.2
2006	Coastal Carolina	12	353	223	63.2	3,429	30	11	166.6
2007	Liberty	11	263	163	62.0	2,351	21	7	158.1
2008	VMI	11	86	36	41.9	853	12	5	159.6
2009	Liberty	11	310	211	68.1	2,228	13	5	139.0
2010	Liberty	11	389	249	64.0	3,178	26	12	148.5
2011	Liberty	11	347	224	64.6	2,973	21	11	150.2
2012	STONY BROOK	13	216	126	58.3	2,096	23	8	167.6
2013	Liberty	12	327	215	65.7	2,841	21	7	155.6
2014	Liberty	14	407	252	61.9	3,473	24	14	146.2
2015	Coastal Carolina	12	368	243	66.0	3,183	22	7	154.6
2016	Kennesaw State	11	185	99	53.5	1,748	17	6	156.7

ALL-TIME STATISTICAL LEADERS - TEAM



PASS DEFENSE EFFICIENCY	GP	ATT	CMP	PCT	YARDS	TD	INT	EFFIC
2002 Gardner-Webb	10	211	110	52.1	1,488	9	16	110.3
2003 VMI	12	351	176	50.1	2,234	13	17	106.1
2004 COASTAL CAROLINA	11	359	159	44.3	1,909	14	27	86.8
2005 Coastal Carolina	11	333	195	58.6	2,114	8	17	109.6
2006 Coastal Carolina	12	277	146	52.7	1,836	11	19	107.8
2007 Coastal Carolina	11	218	118	54.1	1,555	11	18	114.2
2008 Liberty	12	387	226	58.4	2,505	11	12	115.9
2009 Charleston Southern	11	283	160	56.5	1,753	11	12	112.9
2010 Gardner-Webb	11	258	131	50.8	1,635	11	12	108.8
2011 Liberty	11	338	192	56.8	2,188	16	12	119.7
2012 Stony Brook	13	333	188	56.5	2,167	9	9	114.6
2013 Gardner-Webb	12	341	185	54.3	2,091	17	14	114.0
2014 Coastal Carolina	14	444	234	52.7	2,959	16	13	114.7
2015 Charleston Southern	13	306	178	58.2	1,884	8	8	113.3
2016 Charleston Southern	11	300	169	56.3	1,747	15	11	114.4

TOTAL OFFENSE	GP	RUSH	PASS	PLY	YARDS	YPP	TD	YDS/G
2002 Gardner-Webb	10	1,929	2,220	738	4,149	5.6	33	414.9
2003 VMI	12	2,172	2,509	791	4,681	5.9	41	390.1
2004 Coastal Carolina	11	3,058	1,325	724	4,383	6.1	51	398.5
2005 Gardner-Webb	11	1,937	2,914	870	4,851	5.6	48	441.0
2006 Coastal Carolina	12	2,188	3,429	787	5,617	7.1	53	468.1
2007 Liberty	11	2,375	2,351	694	4,726	6.8	53	429.6
2008 Liberty	12	2,562	2,798	786	5,360	6.8	48	446.7
2009 Liberty	11	1,937	2,228	695	4,165	6.0	44	378.6
2010 Liberty	11	1,881	3,178	787	5,059	6.4	47	459.9
2011 Stony Brook	13	3,475	2,266	860	5,741	6.7	61	441.6
2012 Coastal Carolina	13	2,590	3,101	928	5,691	6.1	54	437.8
2013 Coastal Carolina	15	3,782	3,380	1,054	7,162	6.8	80	477.5
2014 Coastal Carolina	14	3,017	3,470	1,014	6,487	6.4	61	463.4
2015 Coastal Carolina	12	2,276	3,183	814	5,459	6.7	50	454.9
2016 KENNESAW STATE	11	3,527	1,748	782	5,275	6.7	58	479.5

TOTAL DEFENSE	GP	RUSH	PASS	PLY	YARDS	YPP	TD	YDS/G
2002 Gardner-Webb	10	1,936	1,488	629	3,424	5.4	27	342.4
2003 Gardner-Webb	12	1,714	2,131	802	3,845	4.8	23	320.4
2004 Coastal Carolina	11	1,541	1,909	758	3,450	4.6	23	313.6
2005 Coastal Carolina	11	1,598	2,114	780	3,712	4.8	27	337.5
2006 Liberty	11	1,433	1,940	665	3,373	5.1	21	306.6
2007 Gardner-Webb	11	1,849	1,946	796	3,795	4.8	31	345.0
2008 Liberty	12	1,511	2,505	799	4,016	5.0	28	334.7
2009 Liberty	11	1,666	1,888	673	3,554	5.3	24	323.1
2010 Gardner-Webb	11	1,753	1,635	694	3,388	4.9	30	308.0
2011 Stony Brook	13	1,313	3,056	807	4,369	5.4	39	336.1
2012 Stony Brook	13	1,715	2,167	802	3,882	4.8	22	298.6
2013 Gardner-Webb	12	1,470	2,091	768	3,561	4.6	32	296.8
2014 Charleston Southern	12	1,687	2,221	689	3,908	5.7	32	325.7
2015 CHARLESTON SOUTHERN	13	1,912	1,884	783	3,796	4.8	31	292.0
2016 Charleston Southern	11	1,488	1,747	713	3,235	4.5	30	294.1

TOTAL TOUCHDOWNS	GP	RUSH	PASS	RET	TD
2002 Gardner-Webb	10	16	17	2	35
2003 Gardner-Webb	12	20	22	0	42
2004 Coastal Carolina	11	40	11	4	55
2005 Gardner-Webb	11	24	24	3	51
2006 Coastal Carolina	12	23	30	1	54
2007 Liberty	11	32	21	8	61
2008 VMI	11	37	12	2	51
Liberty	12	29	19	3	51
2009 Liberty	11	31	13	4	48
2010 Coastal Carolina	12	22	23	6	51
2011 Stony Brook	13	41	20	5	66
2012 Stony Brook	13	37	23	1	61
2013 COASTAL CAROLINA	15	50	30	4	84
2014 Coastal Carolina	14	41	20	6	67
2015 Coastal Carolina	12	28	22	2	52
2016 Kennesaw State	11	41	17	2	60

TURNOVER MARGIN	GP	FR	INT	TOT	FL	INT	TOT	MAR
2002 Gardner-Webb	10	11	16	27	9	4	13	+14
2003 Coastal Carolina	11	17	17	34	12	10	22	+12
2004 COASTAL CAROLINA	11	11	27	38	10	6	16	+22
2005 Coastal Carolina	11	9	17	26	15	7	22	+4
2006 Charleston Southern	11	8	18	26	4	16	20	+6
Liberty	11	6	8	14	3	5	8	+6
2007 Coastal Carolina	11	14	18	32	9	8	17	+15
2008 Liberty	12	11	12	23	9	6	15	+8
2009 Liberty	11	12	17	29	3	5	8	+21
2010 Stony Brook	11	9	17	26	3	10	13	+13
2011 Stony Brook	13	16	14	30	7	7	14	+16
2012 Coastal Carolina	13	5	14	19	7	9	16	+3
2013 Liberty	12	7	19	26	4	7	11	+15
2014 Charleston Southern	12	8	15	23	3	12	15	+8
2015 Kennesaw State	11	5	13	18	8	6	14	+4
Charleston Southern	13	11	8	19	7	8	15	+4
2016 Gardner-Webb	11	5	11	16	6	4	10	+6

FEWEST TDs ALLOWED	GP	RUSH	PASS	RET	TD
2002 Gardner-Webb	10	18	9	1	28
2003 Gardner-Webb	12	14	9	7	30
2004 Coastal Carolina	11	9	14	1	24
2005 Coastal Carolina	11	19	8	1	28
2006 LIBERTY	11	12	9	1	22
2007 Liberty	11	15	17	1	33
2008 Liberty	12	17	11	1	29
2009 Liberty	11	14	10	1	25
2010 Liberty	11	11	15	3	29
2011 Liberty	11	12	16	2	30
2012 Stony Brook	13	13	9	3	25
2013 Liberty	12	12	15	1	28
2014 Charleston Southern	12	14	18	1	33
2015 Gardner-Webb	11	10	13	2	25
2016 Kennesaw State	11	12	14	3	29

QUARTERBACK SACKS	GP	SK	YDS
2002 CHARLESTON SOUTHERN	12	31	171
2003 Gardner-Webb	12	29	144
2004 Coastal Carolina	11	24	154
2005 Coastal Carolina	11	23	159
2006 Charleston Southern	11	25	148
2007 Coastal Carolina	11	27	172
2008 Presbyterian	12	24	159
2009 Coastal Carolina	11	25	197
Gardner-Webb	11	25	142
2010 Coastal Carolina	12	25	167
2011 Gardner-Webb	11	25	191
2012 Stony Brook	13	26	175
2013 Gardner-Webb	12	27	196
Charleston Southern	13	27	207
2014 Coastal Carolina	14	29	198
Liberty	14	29	191
2015 Charleston Southern	13	25	154
Liberty	11	25	202
2016 Charleston Southern	11	29	199

INTERCEPTIONS	GP	INT	YDS	TD
2002 Gardner-Webb	10	16	141	1
Charleston Southern	12	16	142	0
2003 Coastal Carolina	11	17	162	1
VMI	12	17	229	1
2004 COASTAL CAROLINA	11	27	380	2
2005 Coastal Carolina	11	17	114	0
2006 Coastal Carolina	12	19	132	0
2007 Liberty	11	18	288	3
Coastal Carolina	11	18	175	1
2008 Gardner-Webb	11	13	111	1
Charleston Southern	12	13	165	0
2009 Coastal Carolina	11	21	212	0
2010 Stony Brook	11	17	190	0
2011 Stony Brook	13	14	62	0
2012 Coastal Carolina	13	14	240	2
2013 Liberty	12	19	365	2
2014 Liberty	14	17	167	0
2015 Monmouth	11	13	145	1
Kennesaw State	11	13	62	1
2016 Liberty	11	14	160	1

FEWEST SACKS ALLOWED

FEWEST SACKS ALLOWED		GP	SK	YDS
2002	Gardner-Webb	10	11	61
2003	Coastal Carolina	11	20	126
2004	Coastal Carolina	11	10	50
	Gardner-Webb	11	10	75
2005	Coastal Carolina	11	13	62
2006	Liberty	11	11	58
2007	Liberty	11	8	77
2008	Liberty	12	8	72
2009	VMI	11	5	34
2010	Coastal Carolina	12	7	67
	Liberty	11	7	41
2011	Coastal Carolina	11	11	81
2012	Stony Brook	13	11	72
2013	Presbyterian	11	11	69
2014	Charleston Southern	12	14	86
2015	Kennesaw State	11	9	47
2016	Kennesaw State	11	7	44

TIME OF POSSESSION

	GP	AVG
2002	Gardner-Webb	10 31:42
2003	Gardner-Webb	12 31:47
2004	Coastal Carolina	11 31:04
2005	Charleston Southern	11 30:09
2006	VMI	11 30:27
2007	VMI	11 34:46
2008	Charleston Southern	12 31:32
2009	Stony Brook	11 31:05
2010	Liberty	11 32:11
2011	Stony Brook	13 32:46
2012	Liberty	11 33:26
2013	Charleston Southern	13 33:44
2014	Charleston Southern	12 34:05
2015	Charleston Southern	13 33:12
2016	Kennesaw State	11 31:35

FIRST DOWNS

FIRST DOWNS		GP	RUSH	PASS	PEN	TOT
2002	Gardner-Webb	10	109	117	17	243
2003	Gardner-Webb	12	128	102	20	250
2004	Gardner-Webb	11	88	109	21	218
2005	Gardner-Webb	11	118	139	16	273
2006	Coastal Carolina	12	103	140	13	256
2007	Liberty	11	120	85	21	226
2008	Liberty	12	123	120	15	258
2009	Charleston Southern	11	103	110	13	226
2010	Liberty	11	106	139	21	266
2011	Stony Brook	13	154	101	19	274
2012	Coastal Carolina	13	142	129	17	288
2013	Coastal Carolina	15	199	144	14	357
2014	Coastal Carolina	14	158	163	18	339
2015	Coastal Carolina	12	121	131	16	268
2016	Kennesaw State	11	166	63	19	248

PUNT RETURN AVERAGE

PUNT RETURN AVERAGE		GP	PR	YDS	TD	AVG
2002	Charleston Southern	12	24	267	1	11.1
2003	Coastal Carolina	11	27	296	2	11.0
2004	Liberty	11	20	239	3	11.9
2005	GARDNER-WEBB	11	21	365	2	17.4
2006	Charleston Southern	11	21	291	2	13.9
2007	Liberty	11	29	413	4	14.2
2008	Liberty	12	23	336	2	14.6
2009	VMI	11	18	257	1	14.3
2010	Liberty	11	19	204	0	10.7
2011	VMI	11	15	190	0	12.7
2012	Gardner-Webb	11	9	137	0	15.2
2013	Presbyterian	11	13	149	1	11.5
2014	Charleston Southern	12	18	260	2	14.4
2015	Charleston Southern	13	14	217	0	15.5
2016	Charleston Southern	11	25	345	1	13.8

KICKOFF RETURN AVERAGE

KICKOFF RETURN AVERAGE		GP	KR	YDS	TD	AVG
2002	Elon	11	52	990	0	19.0
2003	Coastal Carolina	11	43	883	0	20.5
2004	Coastal Carolina	11	29	629	0	21.7
2005	Gardner-Webb	11	34	791	0	23.3
2006	Liberty	11	32	818	3	25.6
2007	Liberty	11	41	970	1	23.7
2008	Gardner-Webb	11	48	1,090	0	22.7
2009	Liberty	11	39	881	1	22.6
2010	Stony Brook	11	51	1,126	1	22.1
2011	LIBERTY	11	43	1,123	3	26.1
2012	Coastal Carolina	13	53	1,177	0	22.2
2013	Gardner-Webb	12	35	771	1	22.0
2014	Coastal Carolina	14	44	1,007	2	22.9
2015	Charleston Southern	13	34	804	0	23.6
2016	Charleston Southern	11	28	712	0	25.4

NET YARDS PER PUNT

NET YARDS PER PUNT		GP	NO YARDS	AVG	PR	AVG	NET	
2002	Elon	11	56	2,016	36.0	124	4.4	33.8
2003	Gardner-Webb	12	58	2,544	43.9	353	11.8	37.8
2004	Liberty	11	52	1,993	38.3	208	7.2	34.3
2005	Liberty	11	57	2,265	39.7	139	2.4	36.6
2006	Gardner-Webb	11	48	2,078	43.3	311	6.5	34.7
2007	Liberty	11	39	1,595	40.9	123	3.2	34.7
2008	Presbyterian	12	54	1,990	36.9	23	0.4	36.4
2009	Liberty	11	41	1,479	36.1	44	1.1	34.0
2010	Liberty	11	34	1,376	40.5	146	4.3	34.4
2011	Charleston Southern	11	76	2,875	37.8	139	1.8	35.5
2012	Presbyterian	11	70	2,750	39.3	172	2.5	36.3
2013	Gardner-Webb	12	66	2,543	38.5	56	0.8	36.8
2014	Liberty	14	56	2,322	41.5	190	3.4	37.0
2015	Presbyterian	11	81	3,113	38.4	35	0.4	37.3
2016	KENNESAW STATE	11	32	1,306	40.8	18	0.6	40.2

Single-season record holders in **BOLD ITALIC CAPS**

ANNUAL NCAA STATISTICAL CHAMPIONS - INDIVIDUAL

Year	Category	Player, school	Total
2003	Punting	Graham Whitlock, Gardner-Webb	45.49
2006	Receptions Per Game	Maurice Price, Charleston Southern	9.36
2009	Field Goals	Matt Bevins, Liberty	2.00
2010	Total Offense	Mike Brown, Liberty	346.36
	Field Goals	Matt Bevins, Liberty	1.82
2011	Kickoff Return Average	Kevin Fogg, Liberty	33.52
2012	Passing Efficiency	Kyle Essington, Stony Brook	171.02
2016	Kickoff Returns	Darius Hammond, Charleston So.	33.73
	Rush Yards Per Carry	Mike Holloway, Charleston Southern	8.39

ANNUAL NCAA STATISTICAL CHAMPIONS - TEAM

Year	Category	School	Total
2004	Pass Efficiency Defense Turnover Margin	Coastal Carolina Coastal Carolina	86.79 +2.00
2008	Rushing Offense	VMI	357.45
2009	Scoring Offense Rushing Offense Turnover Margin	Liberty VMI Liberty	36.36 276.73 +1.91
2011	Scoring Offense	Stony Brook	38.00
2013	Turnovers Lost Fewest TFL Allowed Time of Possession	Liberty Coastal Carolina Charleston Southern	11 3.33 33:44
2014	Fumbles Lost Fewest Penalties Per Game Fewest Penalty Yards PG 4th Down Conversion Pct Time of Possession	Charleston Southern Gardner-Webb Gardner-Webb Coastal Carolina Charleston Southern	3 3.58 28.58 80.0 34:05
2015	Pass Yards per Completion Punt Return Defense	Kennesaw State Coastal Carolina	19.05 0.00
2016	Pass Yards per Completion Blocked Kicks Turnovers Lost	Kennesaw State Monmouth Gardner-Webb	17.86 8 10



Darius Hammond -- 2016 NCAA Kickoff Return Leader



Stony Brook -- 2011 NCAA FCS Scoring Champion

GAME - INDIVIDUAL

RUSHING YARDS

278	Edwin Gowins, Stony Brook at Iona (11-8-08)
274	Lance Byrd, Presbyterian vs. Charleston Southern (11-7-09)
250	Edwin Gowins, Stony Brook vs. VMI (11-15-08)
245	Rashad Palmer, Elon vs. Liberty (11-9-02)
244	Mike Tolbert, Coastal Carolina vs. VMI (10-27-07)
241	Zach Terrell, Liberty vs. Chattanooga (10-8-05)
235	Tim Maypray, VMI vs. Presbyterian (11-22-08)
233	Conte Cuttino, Stony Brook vs. VMI (11-15-08)
233	Miguel Maysonet, Stony Brook at Coastal Carolina (10-13-12)
230	Dre Barnes, Liberty vs. Norfolk State (11-8-03)

RUSHING ATTEMPTS

40	Eugene Goodman, Liberty vs. Hofstra (11-22-03)
39	D.J. Abnar, Liberty vs. Monmouth (11-8-14)
38	Dre Barnes, Liberty vs. Eastern Kentucky (11-2-02)
35	Rashad Jennings, Liberty at Coastal Carolina (10-4-08)
35	Juanne Blount, Gardner-Webb at Wofford (9-21-13)
35	D.J. Abnar, Liberty at Coastal Carolina (11-22-14)
34	Aundres Perkins, Coastal Carolina at North Greenville (9-25-03)
34	Juanne Blount, Gardner-Webb vs. Coastal Carolina (10-30-10)
34	Christian Reyes, Charleston Southern at Appalachian State (9-28-13)
34	Trey White, Kennesaw State vs. Gardner-Webb (10-17-15)

YARDS PER RUSH (min. 10 attempts)

18.77	Mike Tolbert (13 for 244), Coastal Carolina vs. VMI (10-27-07)
16.90	JeVahn Cruz (10 for 169), Stony Brook vs. St. Anselm (10-15-11)
15.31	Rashad Palmer (16 for 245), Elon vs. Liberty (11-9-02)
14.63	Edwin Gowins (19 for 278), Stony Brook at Iona (11-8-08)
14.09	Tyrell Maxwell (11 for 155), Gardner-Webb vs. Presbyterian (10-8-16)
14.08	Aldreakis Allen (13 for 183), Liberty at Presbyterian (10-13-12)
13.73	Mike Holloway (11 for 151), Charleston Southern at Monmouth (9-24-16)
13.18	David Montgomery (11 for 145), Gardner-Webb vs. Jacksonville (9-8-07)
12.60	Mike Holloway (10 for 126), Charleston Southern at North Dakota St. (8-27-16)
12.50	Edwin Gowins (20 for 250), Stony Brook vs. VMI (11-15-08)

RUSHING TOUCHDOWNS

4	Eugene Goodman, Liberty vs. VMI (10-4-03)
4	Aundres Perkins, Coastal Carolina vs. Charleston Southern (11-20-04)
4	Andre Copeland, Charleston Southern vs. West Virginia Wesleyan (10-15-05)
4	Miguel Maysonet, Stony Brook vs. Lafayette (9-24-11)
4	Sirchauncey Holloway, Liberty vs. Kentucky Wesleyan (10-1-11)
4	Miguel Maysonet, Stony Brook at Charleston Southern (11-5-11)
4	Brock Jackolski, Stony Brook at Gardner-Webb (11-12-11)
4	Aldreakis Allen, Liberty at Presbyterian (10-13-12)
4	Teddy Allen, Charleston Southern vs. Presbyterian (10-20-12)
4	Lorenzo Taliaferro, Coastal Carolina at Liberty (10-19-13)
4	Trey White, Kennesaw State at Monmouth (10-29-16)

LONGEST RUSH FROM SCRIMMAGE

92t	LaQua Mayes, Presbyterian vs. Bluefield (9-6-14)
87t	Tyrell Maxwell, Gardner-Webb vs. Presbyterian (10-8-16)
86t	Mike Tolbert, Coastal Carolina vs. VMI (10-27-07)
84t	Miguel Maysonet, Stony Brook vs. Central Connecticut State (9-1-12)
84	Christian Reyes, Charleston Southern vs. Gardner-Webb (11-1-14)
84	Darrell Bridges, Presbyterian vs. Kennesaw State (11-21-15)
83t	Michael Rainey-Wiles, VMI vs. Lock Haven (9-1-07)
82t	Danny Broggin, Liberty vs. Coastal Carolina (10-17-09)
82t	Ed Royds, Monmouth at Howard (10-8-16)
80t	four players tied with

MOST COMBINED RUSHING YARDS, TWO TEAMMATES

483	Edwin Gowins (278) and Conte Cuttino (205), Stony Brook at Iona (11-8-08)
483	Edwin Gowins (250) and Conte Cuttino (233), Stony Brook vs. VMI (11-15-08)
388	Edwin Gowins (278) and Tarran Anderson (110), Stony Brook at Iona (11-8-08)
386	Tim Maypray (235) and Howard Abegesah (151), VMI vs. Presbyterian (11-22-08)
384	Brock Jackolski (193) and Miguel Maysonet (191), SBU vs. CCU (10-29-11)
361	Dre Barnes (211) and Sam Gado (150), Liberty vs. Charleston So. (10-30-04)
356	Miguel Maysonet (182) and Brock Jackolski (174), SBU at Charleston So. (11-5-11)
356	Miguel Maysonet (212) and Marcus Coker (144), SBU at Presbyterian (10-27-12)
346	Dre Barnes (180) and Sam Gado (166), Liberty at VMI (11-6-04)
341	Brock Jackolski (183) and Miguel Maysonet (158), SBU vs. Charleston So. (10-30-10)

3 TEAMMATES WITH 100 RUSHING YARDS, SAME GAME

VMI	at Robert Morris - 393 (Abegesah 157, Hughes 136, Robinson 100), 9-29-07
SBU	at Iona - 593 (Gowins 278, Cuttino 205, Anderson 110), 11-8-08

MOST CONSECUTIVE 100-YARD RUSHING GAMES

10	Rashad Jennings, Liberty (Nov. 17, 2007 - Nov. 8, 2008)
7	Eugene Goodman, Liberty (Nov. 15, 2003 - Oct. 2, 2004)
5	Rashad Jennings, Liberty (Sept. 29, 2007 - Nov. 3, 2007)
5	Conte Cuttino, Stony Brook (Oct. 18, 2008 - Nov. 15, 2008)
5	Miguel Maysonet, Stony Brook (Oct. 22, 2011 - Nov. 19, 2011)
5	Brock Jackolski, Stony Brook (Oct. 29, 2011 - Nov. 26, 2011)
5	Lorenzo Taliaferro, Coastal Carolina (Sept. 28, 2013 - Nov. 2, 2013)
5	De'Angelo Henderson, Coastal Carolina (Sept. 12, 2015 - Oct. 10, 2015)

MOST CONSECUTIVE GAMES WITH A RUSHING TOUCHDOWN

26	De'Angelo Henderson, Coastal Carolina (2014-15)
18	Zach Terrell, Liberty (2006-08)
12	Miguel Maysonet, Stony Brook (2012)
10	Zach Terrell, Liberty (2007)
9	Lorenzo Taliaferro, Coastal Carolina (2013)
8	Mike Holloway, Charleston Southern (2015-16)
6	Khalil Lewis, Gardner-Webb (2016)
6	Chaston Bennett, Kennesaw State (2016)
5	D.J. Abnar, Liberty (2014)
5	Chandler Burks, Kennesaw State (2016)

MOST RUSHING YARDS, QUARTERBACK

235	Tim Maypray, VMI vs. Presbyterian (11-22-08)
173	Tyrell Maxwell, Gardner-Webb vs. Liberty (10-10-15)
170	Trey White, Kennesaw State vs. Gardner-Webb (10-17-15)
165	Tyrell Maxwell, Gardner-Webb at Charleston Southern (11-5-16)
163	Malcolm Dixon, Charleston Southern at Jacksonville (9-17-11)
160	Mike Brown, Liberty vs. Stony Brook (11-20-10)
155	Tim Maypray, VMI vs. Coastal Carolina (10-11-08)
155	Trey White, Kennesaw State at Presbyterian (11-21-15)
155	Tyrell Maxwell, Gardner-Webb vs. Presbyterian (10-8-16)
154	Tyrell Maxwell, Gardner-Webb at Elon (9-3-16)

RUSHING ATTEMPTS, QUARTERBACK

34	Trey White, Kennesaw State vs. Gardner-Webb (10-17-15)
31	Trey White, Kennesaw State at Presbyterian (11-21-15)
30	Mike Brown, Liberty vs. Stony Brook (11-20-10)
29	Trey White, Kennesaw State at Liberty (10-24-15)
29	Chandler Burks, Kennesaw State vs. Missouri S&T (10-8-16)
28	Richard Mounce, Charleston Southern at Gardner-Webb (10-29-11)
28	Chandler Burks, Kennesaw State vs. Liberty (10-15-16)
27	James Murdaugh, Elon vs. Hofstra (11-2-02)
27	Malcolm Dixon, Charleston Southern at Jacksonville (9-17-11)
27	Trey White, Kennesaw State vs. Monmouth (10-31-15)
27	Chandler Burks, Kennesaw State at Furman (10-1-16)

MOST RUSHING TOUCHDOWNS, QUARTERBACK

4	Trey White, Kennesaw State at Monmouth (10-29-16)
3	James Murdaugh, Elon vs. Liberty (11-9-02)
3	Tyler Thigpen, Coastal Carolina vs. VMI (10-29-05)
3	Tim Maypray, VMI vs. Presbyterian (11-22-08)
3	Trey White, Kennesaw State vs. Edward Waters (9-12-15)
3	Tyrell Maxwell, Gardner-Webb vs. Liberty (10-10-15)
3	Trey White, Kennesaw State at Liberty (10-24-15)
3	Chandler Burks, Kennesaw State at Furman (10-1-16)
3	Chandler Burks, Kennesaw State vs. Missouri S&T (10-8-16)

LONGEST RUSH FROM SCRIMMAGE, QUARTERBACK

87t	Tyrell Maxwell, Gardner-Webb vs. Presbyterian (10-8-16)
78t	Robert Mitchell, Charleston Southern vs. Presbyterian (10-22-16)
77t	Tyler Thigpen, Coastal Carolina vs. VMI (10-29-05)
76	Tyler Thigpen, Coastal Carolina at Gardner-Webb (11-11-06)
74t	Ryan Singer, Presbyterian at Liberty (10-29-11)
71t	Kyle Hughes, VMI at Robert Morris (9-29-07)
71	Cody Williams, Monmouth at Fordham (9-26-15)
70t	Mike Brown, Liberty at Stony Brook (11-21-09)
70t	Ryan Singer, Presbyterian vs. Liberty (10-30-10)
69	Cam Jones, VMI vs. Old Dominion (11-21-09)
69t	Malcolm Dixon, Charleston Southern vs. Gardner-Webb (11-10-12)

GAME - TEAM

RUSHING YARDS

635	Stony Brook at Iona (11-8-08)
523	Presbyterian vs. Bluefield (9-6-14)
521	Stony Brook vs. Pace (9-8-12)
517	VMI vs. Chowan (9-20-08)
497	VMI vs. Presbyterian (11-22-08)
490	Coastal Carolina vs. Chowan (10-13-07)
482	Kennesaw State at Monmouth (10-29-16)
463	Kennesaw State vs. Clark Atlanta (11-5-16)
459	Liberty vs. Norfolk State (11-8-03)
447	Stony Brook vs. VMI (11-15-08)

RUSHING ATTEMPTS

73	Kennesaw State vs. Missouri S&T (10-8-16)
72	Elon at Charleston Southern (11-16-02)
70	VMI vs. Gardner-Webb (10-20-07)
69	VMI at Presbyterian (10-24-09)
69	Coastal Carolina vs. Hampton (9-21-13)
68	VMI vs. Liberty (11-18-06)
67	Coastal Carolina vs. Chowan (10-13-07)
66	Elon at North Carolina A&T (9-28-02)
66	Liberty vs. Hofstra (11-22-03)
66	VMI vs. Liberty (11-8-08)
66	Charleston Southern vs. VMI (10-13-12)
66	Charleston Southern at Coastal Caro. (10-1-16)

YARDS PER RUSH (min. 20 attempts)

12.96	Liberty (23 for 298) vs. Brevard (9-13-14)
11.79	Coastal Carolina (28 for 330) at VMI (10-14-06)
10.08	Stony Brook (63 for 635) at Iona (11-8-08)
9.74	Presbyterian (35 for 341) vs. Point (10-26-13)
9.23	VMI (56 for 517) vs. Chowan (9-20-08)
9.14	Stony Brook (57 for 521) vs. Pace (9-8-12)
9.13	Liberty (47 for 429) at Presbyterian (10-13-12)
9.08	Kennesaw State (51 for 463) vs. Clark Atlanta (11-5-16)
9.04	VMI (55 for 497) vs. Presbyterian (11-22-08)
8.97	Liberty (33 for 296) at Savannah St. (9-23-06)

RUSHING TOUCHDOWNS

9	Stony Brook at Iona (11-8-08)
9	Stony Brook vs. Pace (9-8-12)
8	Liberty vs. Norfolk State (11-8-03)
7	Coastal Carolina vs. Charleston (WV) (10-11-03)
7	Coastal Carolina vs. Charleston So. (11-20-04)
7	CSU vs. WV Wesleyan (10-15-05)
7	Coastal Carolina vs. Mansfield (11-12-05)
7	VMI vs. Chowan (9-20-08)
7	Stony Brook at Charleston Southern (11-5-11)
7	Stony Brook at Gardner-Webb (11-12-11)
7	Liberty at Presbyterian (10-13-12)
7	Presbyterian vs. Bluefield (9-6-14)
7	Coastal Carolina at Charlotte (11-8-14)

FIRST DOWNS RUSHING

27	Coastal Carolina vs. Hampton (9-21-13)
26	Stony Brook at Iona (11-8-08)
25	Coastal Carolina vs. Presbyterian (11-16-13)
25	Kennesaw State at Monmouth (10-29-16)
24	Charleston So. vs. Edward Waters (10-27-12)
23	Coastal Carolina vs. Chowan (10-13-07)
23	Kennesaw State vs. Clark Atlanta (11-5-16)
22	Stony Brook vs. Pace (9-8-12)
21	Coastal Carolina vs. Charleston So. (11-20-04)
21	VMI vs. Gardner-Webb (10-20-07)
21	Coastal Carolina vs. Charlotte (11-2-13)
21	Presbyterian vs. Bluefield (9-6-14)

CONSECUTIVE GAMES WITH A 100-YARD RUSHER

11	Liberty (Nov. 17, 2007 – Nov. 8, 2008)
10	Stony Brook (Sept. 17, 2011 – Nov. 26, 2011)
9	Liberty (Nov. 1, 2003 – Oct. 2, 2004)
5	Coastal Caro. (Oct. 23, 2004 – Nov. 20, 2004)
5	Liberty (Oct. 30, 2004 – Sept. 3, 2005)
5	Liberty (Sept. 29, 2007 – Nov. 3, 2007)
5	Stony Brook (Sept. 1, 2012 – Sept. 29, 2012)
5	Coastal Carolina (Sept. 28, 2013 – Nov. 2, 2013)
5	Coastal Carolina (Sept. 12, 2015 – Oct. 10, 2015)

SEASON - INDIVIDUAL

RUSHING YARDS

1,964	Miguel Maysonet, Stony Brook	2012
1,729	Lorenzo Taliaferro, Coastal Carolina	2013
1,633	Miguel Maysonet, Stony Brook	2011
1,534	De'Angelo Henderson, Coastal Carolina	2014
1,500	Rashad Jennings, Liberty	2008
1,418	Brock Jackolski, Stony Brook	2011
1,347	Dre Barnes, Liberty	2003
1,346	De'Angelo Henderson, Coastal Carolina	2015
1,310	Edwin Gowins, Stony Brook	2008
1,304	Dre Barnes, Liberty	2002

RUSHING ATTEMPTS

292	D.J. Abnar, Liberty	2014
276	Lorenzo Taliaferro, Coastal Carolina	2013
267	Miguel Maysonet, Stony Brook	2012
263	Rashad Jennings, Liberty	2008
257	Juanne Blount, Gardner-Webb	2013
252	Miguel Maysonet, Stony Brook	2011
245	Christian Reyes, Charleston Southern	2013
234	De'Angelo Henderson, Coastal Carolina	2014
229	Dre Barnes, Liberty	2003
224	Darrell Bridges, Presbyterian	2015

RUSHING YARDS PER CARRY (100-199 attempts)

9.36	Edwin Gowins, Stony Brook	2008
8.39	Mike Holloway, Charleston Southern	2016
7.14	Patrick Hall, Coastal Carolina	2004
7.00	Zach Terrell, Liberty	2007
6.91	Brock Jackolski, Stony Brook	2010
6.74	Mike Tolbert, Coastal Carolina	2007
6.71	Dre Barnes, Liberty	2004
6.57	Howard Abegesah, VMI	2008
6.53	Sam Gado, Liberty	2004
6.49	Tim Maypray, VMI	2008

RUSHING YARDS PER CARRY (min. 200 attempts)

7.36	Miguel Maysonet, Stony Brook	2012
6.60	Brock Jackolski, Stony Brook	2011
6.56	De'Angelo Henderson, Coastal Carolina	2014
6.48	Miguel Maysonet, Stony Brook	2011
6.26	Lorenzo Taliaferro, Coastal Carolina	2013
6.06	De'Angelo Henderson, Coastal Carolina	2015
6.01	Sean Mizzer, VMI	2003
5.90	Dre Barnes, Liberty	2002
5.88	Dre Barnes, Liberty	2003
5.70	Rashad Jennings, Liberty	2008

RUSHING TOUCHDOWNS

27	Lorenzo Taliaferro, Coastal Carolina	2013
21	Miguel Maysonet, Stony Brook	2012
20	De'Angelo Henderson, Coastal Carolina	2014
17	Rashad Jennings, Liberty	2008
16	Brock Jackolski, Stony Brook	2011
16	Desmond Rice, Liberty	2013
16	De'Angelo Henderson, Coastal Carolina	2015
15	Rashad Jennings, Liberty	2007
15	Miguel Maysonet, Stony Brook	2011
15	D.J. Abnar, Liberty	2014

RUSHING YARDS PER GAME (min. 75% of team's games)

151.1	Miguel Maysonet, Stony Brook	2012
136.4	Rashad Jennings, Liberty	2008
125.6	Miguel Maysonet, Stony Brook	2011
123.7	Rashad Jennings, Liberty	2007
119.1	Edwin Gowins, Stony Brook	2008
118.5	Dre Barnes, Liberty	2002
115.8	Kenny Little, Gardner-Webb	2011
115.3	Lorenzo Taliaferro, Coastal Carolina	2013
115.1	Tim Maypray, VMI	2008
112.2	Dre Barnes, Liberty	2003
112.2	De'Angelo Henderson, Coastal Carolina	2015

MOST COMBINED RUSHING YARDS, TWO TEAMMATES

3,051	Maysonet (1,633) & Jackolski (1,418) – SBU	2011
2,982	Maysonet (1,964) & Coker (1,018) – SBU	2012
2,505	Gowins (1,310) & Cuttino (1,195) – SBU	2008
2,328	Taliaferro (1,729) & Henderson (599) – CCU	2013
2,269	Taliaferro (1,729) & Ross (540) – CCU	2013
2,225	Henderson (1,534) & Ross (691) – CCU	2014
2,157	Maysonet (1,128) & Jackolski (1,029) – SBU	2010
2,079	Taliaferro (1,729) & Small (350) – CCU	2013
2,041	Maypray (1,266) & Abegesah (775) – VMI	2008
1,920	Maxwell (965) & Lewis (955) – GWU	2016

TEAMMATES WITH 1,000 RUSHING YARDS

2	SBU (Gowins – 1,310, Cuttino – 1,195)	2008
2	SBU (Maysonet – 1,128, Jackolski – 1,029)	2010
2	SBU (Maysonet – 1,633, Jackolski – 1,418)	2011
2	SBU (Maysonet – 1,964, Coker – 1,018)	2012

200-YARD RUSHING GAMES

3	Miguel Maysonet, Stony Brook	2012
2	Dre Barnes, Liberty	2003
2	Edwin Gowins, Stony Brook	2008
2	Conte Cuttino, Stony Brook	2008

100-YARD RUSHING GAMES

10	Rashad Jennings, Liberty	2008
9	Miguel Maysonet, Stony Brook	2012
9	Lorenzo Taliaferro, Coastal Carolina	2013
9	De'Angelo Henderson, Coastal Carolina	2014
8	Miguel Maysonet, Stony Brook	2011
8	De'Angelo Henderson, Coastal Carolina	2015
7	Dre Barnes, Liberty	2002
7	Sean Mizzer, VMI	2003
7	Rashad Jennings, Liberty	2007
6	several tied with	

MOST CONSECUTIVE 100-YARD RUSHING GAMES, SINGLE SEASON

9	Rashad Jennings, Liberty (2008)
5	Eugene Goodman, Liberty (2004)
5	Rashad Jennings, Liberty (2007)
5	Conte Cuttino, Stony Brook (2008)
5	Miguel Maysonet, Stony Brook (2011)
5	Brock Jackolski, Stony Brook (2011)
5	Lorenzo Taliaferro, Coastal Carolina (2013)
5	De'Angelo Henderson, Coastal Carolina (2015)

MOST CONSECUTIVE 100-YARD RUSHING GAMES, START OF SEASON

9	Rashad Jennings, Liberty (2008)
5	Eugene Goodman, Liberty (2004)
2	Dre Barnes, Liberty (2002)
2	Rashad Jennings, Liberty (2006)
2	Sean Mizzer, VMI (2006)
2	Zach Terrell, Liberty (2007)
2	Edwin Gowins, Stony Brook (2008)
2	Tim Maypray, VMI (2008)
2	Darius Hammond, Charleston Southern (2015)



Rashad Jennings, Liberty (2006-08)

MULTI-RUSHING TOUCHDOWN GAMES

8	Miguel Maysonet, Stony Brook	2012
8	Lorenzo Taliaferro, Coastal Carolina	2013
6	Rashad Jennings, Liberty	2007
6	D.J. Abnar, Liberty	2014
5	Aundres Perkins, Coastal Carolina	2003
5	Patrick Hall, Coastal Carolina	2004
5	Aundres Perkins, Coastal Carolina	2005
5	Patrick Hall, Gardner-Webb	2009
5	Desmond Rice, Liberty	2013
5	De'Angelo Henderson, Coastal Carolina	2014

3-TD RUSHING GAMES

5	Lorenzo Taliaferro, Coastal Carolina	2013
3	Eugene Goodman, Liberty	2003
3	Miguel Maysonet, Stony Brook	2011
3	Desmond Rice, Liberty	2013
2	Sam Gado, Liberty	2004
2	Rashad Jennings, Liberty	2006
2	Mike Tolbert, Coastal Carolina	2007
2	Rashad Jennings, Liberty	2007
2	Edwin Gowins, Stony Brook	2008
2	Miguel Maysonet, Stony Brook	2010
2	Aldreakis Allen, Liberty	2012
2	Demarcus Rouse, Presbyterian	2012
2	Trey White, Kennesaw State	2015
2	Mike Holloway, Charleston Southern	2015
2	Khalil Lewis, Gardner-Webb	2016
2	Chandler Burks, Kennesaw State	2016

4-TD RUSHING GAMES

2	Miguel Maysonet, Stony Brook	2011
1	Eugene Goodman, Liberty	2003
1	Aundres Perkins, Coastal Carolina	2004
1	Andre Copeland, Charleston Southern	2005
1	Sirchauncey Holloway, Liberty	2011
1	Brock Jackolski, Stony Brook	2011
1	Teddy Allen, Charleston Southern	2012
1	Aldreakis Allen, Liberty	2012
1	Lorenzo Taliaferro, Coastal Carolina	2013
1	Trey White, Kennesaw State	2016

MOST CONSECUTIVE GAMES WITH A RUSHING TD, SINGLE SEASON

14	De'Angelo Henderson, Coastal Carolina (2014)
12	Miguel Maysonet, Stony Brook (2012)
12	De'Angelo Henderson, Coastal Carolina (2015)
10	Zach Terrell, Liberty (2007)
9	Lorenzo Taliaferro, Coastal Carolina (2013)
6	Khalil Lewis, Gardner-Webb (2016)
6	Mike Holloway, Charleston Southern (2016)
6	Chaston Bennett, Kennesaw State (2016)
5	D.J. Abnar, Liberty (2014)
5	Chandler Burks, Kennesaw State (2016)

MOST CONSECUTIVE GAMES WITH A RUSHING TD, START OF SEASON

14	De'Angelo Henderson, Coastal Carolina (2014)
12	Miguel Maysonet, Stony Brook (2012)
12	De'Angelo Henderson, Coastal Carolina (2015)
10	Zach Terrell, Liberty (2007)
9	Lorenzo Taliaferro, Coastal Carolina (2013)
6	Khalil Lewis, Gardner-Webb (2016)
6	Mike Holloway, Charleston Southern (2016)

RUSHING YARDS, QUARTERBACK

1,266	Tim Maypray, VMI	2008
965	Tyrell Maxwell, Gardner-Webb	2016
964	Trey White, Kennesaw State	2015
854	Mike Brown, Liberty	2010
799	Chandler Burks, Kennesaw State	2016
794	Tyrell Maxwell, Gardner-Webb	2015
691	Alex Ross, Coastal Carolina	2014
656	Tyler Thigpen, Coastal Carolina	2006
642	Kyle Hughes, VMI	2009
567	Aramis Hillary, Coastal Carolina	2012

RUSHING ATTEMPTS, QUARTERBACK

218	Trey White, Kennesaw State	2015
195	Tim Maypray, VMI	2008
189	Tyrell Maxwell, Gardner-Webb	2015
168	Tyrell Maxwell, Gardner-Webb	2016
163	Collin Drafts, Charleston Southern	2003
161	Chandler Burks, Kennesaw State	2016
160	Mike Brown, Liberty	2010
154	Alex Ross, Coastal Carolina	2014
137	Nick Roberts, Gardner-Webb	2003
136	Kyle Hughes, VMI	2009

RUSHING TOUCHDOWNS, QUARTERBACK

12	Tim Maypray, VMI	2008
9	Collin Drafts, Charleston Southern	2005
9	Mike Brown, Liberty	2010
9	Mike Brown, Liberty	2011
9	Alex Ross, Coastal Carolina	2014
9	Josh Woodrum, Liberty	2014
9	Trey White, Kennesaw State	2015
9	Chandler Burks, Kennesaw State	2016
8	Zach MacDowall, Coastal Carolina	2010
8	Tyrell Maxwell, Gardner-Webb	2016

SEASON - TEAM

RUSHING YARDS

3,932	VMI	2008
3,782	Coastal Carolina	2013
3,527	Kennesaw State	2016
3,582	Stony Brook	2012
3,475	Stony Brook	2011
3,223	Kennesaw State	2015
3,115	VMI	2007
3,058	Coastal Carolina	2004
3,044	VMI	2009
3,028	Charleston Southern	2013

RUSHING OFFENSE

357.5	VMI	2008
320.6	Kennesaw State	2016
293.0	Kennesaw State	2015
283.2	VMI	2007
278.0	Coastal Carolina	2004
276.7	VMI	2009
275.5	Stony Brook	2012
267.3	Stony Brook	2011
266.5	Charleston Southern	2016
252.1	Coastal Carolina	2013

RUSHING ATTEMPTS

657	Coastal Carolina	2013
647	VMI	2007
640	Charleston Southern	2013
614	VMI	2008
604	Kennesaw State	2015
597	Kennesaw State	2016
594	Elon	2002
590	Stony Brook	2011
589	Stony Brook	2012
581	Coastal Carolina	2014
581	Charleston Southern	2015

RUSHING YARDS PER CARRY

6.4	VMI	2008
6.1	Stony Brook	2012
6.0	Stony Brook	2008
6.0	Charleston Southern	2016
5.9	Coastal Carolina	2004
5.9	Stony Brook	2011
5.9	Kennesaw State	2016
5.8	Coastal Carolina	2013
5.6	Stony Brook	2010
5.5	Liberty	2007

RUSHING TOUCHDOWNS

50	Coastal Carolina	2013
41	Stony Brook	2011
41	Coastal Carolina	2014
41	Kennesaw State	2016
40	Coastal Carolina	2004
37	VMI	2008
37	Stony Brook	2012
36	Liberty	2013
34	Coastal Carolina	2003
32	Liberty	2007

MOST GAMES WITH TEAMMATES RUSHING FOR 100 YARDS, SAME GAME

5	Liberty	2004
4	Liberty	2003
4	Stony Brook	2008
4	Stony Brook	2011
4	Stony Brook	2012
3	Stony Brook	2010
3	Gardner-Webb	2016
2	VMI	2008
2	VMI	2009
2	Gardner-Webb	2011
2	Presbyterian	2011
2	Liberty	2012
2	Coastal Carolina	2013
2	Monmouth	2014
2	Charleston Southern	2015
2	Kennesaw State	2015
2	Liberty	2016

RUSHING FIRST DOWNS

199	Coastal Carolina	2013
180	VMI	2008
171	Charleston Southern	2013
168	Stony Brook	2012
166	Kennesaw State	2016
163	VMI	2007
158	Coastal Carolina	2014
157	Kennesaw State	2015
154	Stony Brook	2011
146	Charleston Southern	2015

MOST GAMES WITH A 100-YARD RUSHER

11	Liberty	2008
11	Stony Brook	2011
10	Stony Brook	2012
9	Liberty	2004
9	Liberty	2007
9	VMI	2008
9	Coastal Carolina	2013
9	Coastal Carolina	2014
8	Stony Brook	2010
8	Coastal Carolina	2015
8	Charleston Southern	2016

MOST 300-YARD RUSHING GAMES

8	VMI	2008
7	Kennesaw State	2016
5	Stony Brook	2011
5	Coastal Carolina	2013
5	Kennesaw State	2015
4	Liberty	2003
4	Coastal Carolina	2004
4	VMI	2009
4	Stony Brook	2012
4	Charleston Southern	2013
4	Charleston Southern	2014
4	Charleston Southern	2016

CAREER

RUSHING YARDS

4,725	Miguel Maysonet, Stony Brook	2010-12
3,633	Rashad Jennings, Liberty	2006-08
3,479	De'Angelo Henderson, Coastal Caro.	2013-15
3,409	Dre Barnes, Liberty	2002-04
3,223	Sean Mizzer, VMI	2003-06
2,860	Howard Abegesah, VMI	2006-09
2,631	Lance Byrd, Presbyterian	2009-12
2,623	Mike Holloway, Charleston Southern	2013-16
2,479	Zach Terrell, Liberty	2005-08

RUSHING ATTEMPTS

695	Miguel Maysonet, Stony Brook	2010-12
647	Sean Mizzer, VMI	2003-06
633	Rashad Jennings, Liberty	2006-08
630	Juanne Blount, Gardner-Webb	2010-14
563	Dre Barnes, Liberty	2002-04
538	De'Angelo Henderson, Coastal Caro.	2013-15
517	Lance Byrd, Presbyterian	2009-12
513	DARRELL BRIDGES, Presbyterian	2014-
512	Howard Abegesah, VMI	2006-09
506	Lavon Chaney, Monmouth	2014-16

RUSHING YARDS PER CARRY (200-399 attempts)

7.69	Mike Holloway, Charleston Southern	2013-16
7.50	Edwin Gowins, Stony Brook	2008-10
6.72	Brock Jackolski, Stony Brook	2010-11
6.22	Sam Gado, Liberty	2002-04
6.10	Patrick Hall, Coastal Carolina	2003-05
6.03	Mike Tolbert, Coastal Carolina	2004-07
5.93	Ben Robinson, Charleston Southern	2013-16
5.86	Lorenzo Taliaferro, Coastal Carolina	2012-13
5.53	Eugene Goodman, Liberty	2002-04
5.50	Darius Hammond, Charleston So.	2013-16

RUSHING YARDS PER CARRY (min. 400 attempts)

6.80	Miguel Maysonet, Stony Brook	2010-12
6.57	De'Angelo Henderson, Coastal Caro.	2013-15
6.06	Dre Barnes, Liberty	2002-04
5.88	Tim Maypray, VMI	2006-09
5.74	Rashad Jennings, Liberty	2006-08
5.59	Howard Abegesah, VMI	2006-09
5.44	Aldreakis Allen, Liberty	2009-13
5.42	Aundres Perkins, Coastal Carolina	2003-06
5.24	Zach Terrell, Liberty	2005-08
5.19	Christian Reyes, Charleston Southern	2013-14

RUSHING TOUCHDOWNS

48	Miguel Maysonet, Stony Brook	2010-12
46	Aundres Perkins, Coastal Carolina	2003-06
42	Rashad Jennings, Liberty	2006-08
42	De'Angelo Henderson, Coastal Carolina	2013-15
32	Lorenzo Taliaferro, Coastal Carolina	2012-13
29	Zach Terrell, Liberty	2005-08
29	Mike Brown, Liberty	2008-11
28	SirChauncey Holloway, Liberty	2009-12
27	Patrick Hall, Gardner-Webb	2007-10
27	Aldreakis Allen, Liberty	2009-13
27	Desmond Rice, Liberty	2011-15

RUSHING YARDS PER GAME (min. 20 games)

1277	Miguel Maysonet, Stony Brook	2010-12
1176	Dre Barnes, Liberty	2002-04
1172	Rashad Jennings, Liberty	2006-08
102.4	Edwin Gowins, Stony Brook	2008-10
102.0	Brock Jackolski, Stony Brook	2010-11
917	Christian Reyes, Charleston Southern	2013-14
90.7	Conte Cuttino, Stony Brook	2008-09
871	Sean Mizzer, VMI	2003-06
84.9	De'Angelo Henderson, Coastal Caro.	2013-15
79.1	Lavon Chaney, Monmouth	2014-16

200-YARD RUSHING GAMES

4	Dre Barnes, Liberty	2002-04
3	Miguel Maysonet, Stony Brook	2010-12
2	Edwin Gowins, Stony Brook	2008-10
2	Conte Cuttino, Stony Brook	2008-09

100-YARD RUSHING GAMES

22	Rashad Jennings, Liberty	2006-08
21	Miguel Maysonet, Stony Brook	2010-12
18	De'Angelo Henderson, Coastal Caro.	2013-15
17	Dre Barnes, Liberty	2002-04
15	Sean Mizzer, VMI	2003-06
13	Howard Abegesah, VMI	2006-09
12	Brock Jackolski, Stony Brook	2010-11
10	Edwin Gowins, Stony Brook	2008-10
9	Chris Foster, Gardner-Webb	2002-03
9	Lorenzo Taliaferro, Coastal Carolina	2012-13
9	Christian Reyes, Charleston Southern	2013-14
9	Lavon Chaney, Monmouth	2014-16

MULTI-RUSHING TOUCHDOWN GAMES

15	Rashad Jennings, Liberty	2006-08
14	Aundres Perkins, Coastal Carolina	2003-06
14	Miguel Maysonet, Stony Brook	2010-12
10	Patrick Hall, Gardner-Webb	2007-10
9	Lorenzo Taliaferro, Coastal Carolina	2012-13
9	De'Angelo Henderson, Coastal Carolina	2013-15
8	Aldreakis Allen, Liberty	2009-13
8	Desmond Rice, Liberty	2011-15
7	Mike Brown, Liberty	2008-11
7	Brock Jackolski, Stony Brook	2010-11
7	D.J. Abnar, Liberty	2012-15

3-TD RUSHING GAMES

6	Miguel Maysonet, Stony Brook	2010-12
5	Rashad Jennings, Liberty	2006-08
5	Lorenzo Taliaferro, Coastal Carolina	2012-13
4	Desmond Rice, Liberty	2011-15
3	Eugene Goodman, Liberty	2002-04
3	Mike Tolbert, Coastal Carolina	2004-07
3	Edwin Gowins, Stony Brook	2008-10
3	Aldreakis Allen, Liberty	2009-13
3	Trey White, Kennesaw State	2015-16
2	several tied with	

4-TD RUSHING GAMES

2	Miguel Maysonet, Stony Brook	2010-12
1	Eugene Goodman, Liberty	2002-04
1	Aundres Perkins, Coastal Carolina	2003-06
1	Andre Copeland, Charleston Southern	2005
1	SirChauncey Holloway, Liberty	2009-12
1	Brock Jackolski, Stony Brook	2010-11
1	Teddy Allen, Charleston Southern	2010-13
1	Aldreakis Allen, Liberty	2009-13
1	Lorenzo Taliaferro, Coastal Carolina	2012-13
1	Trey White, Kennesaw State	2015-16

1,000 RUSHING YARD SEASONS

3	Rashad Jennings, Liberty	2006-08
3	Miguel Maysonet, Stony Brook	2010-12
2	Dre Barnes, Liberty	2002-04
2	Sean Mizzer, VMI	2003-06
2	Brock Jackolski, Stony Brook	2010-11
2	De'Angelo Henderson, Coastal Caro.	2013-15

RUSHING YARDS, QUARTERBACK

2,014	TYRELL MAXWELL, Gardner-Webb	2014-
1,785	Tim Maypray, VMI	2006-09
1,638	Tyler Thigpen, Coastal Carolina	2003-06
1,564	Alex Ross, Coastal Carolina	2012-15
1,379	Mike Brown, Liberty	2008-11
1,286	Kyle Hughes, VMI	2006-09
1,262	Malcolm Dixon, Charleston Southern	2010-13
1,182	Nick Roberts, Gardner-Webb	2002-05
1,059	Trey White, Kennesaw State	2015-16
859	Aramis Hillary, Coastal Carolina	2010-12

RUSHING ATTEMPTS, QUARTERBACK

504	Collin Drafts, Charleston Southern	2003-06
420	TYRELL MAXWELL, Gardner-Webb	2014-
391	Alex Ross, Coastal Carolina	2012-15
361	Kyle Hughes, VMI	2006-09
354	Nick Roberts, Gardner-Webb	2002-05
345	Tyler Thigpen, Coastal Carolina	2003-06
317	Malcolm Dixon, Charleston Southern	2010-13
310	Tim Maypray, VMI	2006-09
310	Mike Brown, Liberty	2008-11
262	Jonathan Wilson, VMI	2003-06

RUSHING TOUCHDOWNS, QUARTERBACK

19	Nick Roberts, Gardner-Webb	2002-05
19	Mike Brown, Liberty	2008-11
19	Alex Ross, Coastal Carolina	2012-15
18	Tim Maypray, VMI	2006-09
17	Collin Drafts, Charleston Southern	2003-06
17	Trey White, Kennesaw State	2015-16
16	Zach MacDowall, Coastal Carolina	2008-10
16	Josh Woodrum, Liberty	2012-15
15	TYRELL MAXWELL, Gardner-Webb	2014-
14	Jonathan Wilson, VMI	2003-06
14	Kyle Hughes, VMI	2006-09

100-YARD RUSHING GAMES, QUARTERBACK

8	TYRELL MAXWELL, Gardner-Webb	2014-
6	Tim Maypray, VMI	2006-09
4	Trey White, Kennesaw State	2015-16
4	CHANDLER BURKS, Kennesaw State	2015-
3	Kyle Hughes, VMI	2006-09
3	Malcolm Dixon, Charleston Southern	2010-13
2	Tyler Thigpen, Coastal Carolina	2003-06
2	Mike Brown, Liberty	2008-11
2	Ryan Singer, Presbyterian	2010-11
2	Aramis Hillary, Coastal Carolina	2010-12

MOST 4-RUSH TD GAMES

1	Trey White, Kennesaw State	2015-16
---	----------------------------	---------

MOST 3-RUSH TD GAMES, QUARTERBACK

3	Trey White, Kennesaw State	2015-16
2	CHANDLER BURKS, Kennesaw State	2015-
1	James Murdaugh, Elon	2002
1	Tyler Thigpen, Coastal Carolina	2003-06
1	Tim Maypray, VMI	2006-09
1	TYRELL MAXWELL, Gardner-Webb	2014-

MOST MULTI-RUSHING TD GAMES, QUARTERBACK

5	Mike Brown, Liberty	2008-11
4	Collin Drafts, Charleston Southern	2003-06
4	Kyle Hughes, VMI	2006-09
3	Nick Roberts, Gardner-Webb	2002-05
3	Tim Maypray, VMI	2006-09
3	Malcolm Dixon, Charleston Southern	2010-13
3	Alex Ross, Coastal Carolina	2012-15
3	Josh Woodrum, Liberty	2012-15
3	Trey White, Kennesaw State	2015-16
2	Zach MacDowall, Coastal Carolina	2008-10
2	Ryan Singer, Presbyterian	2010-11
2	Austin Brown, Charleston Southern	2014-15
2	ROBERT MITCHELL, Charleston So.	2016-
2	CHANDLER BURKS, Kennesaw State	2015-



Miguel Maysonet, Stony Brook (2010-12)

GAME - INDIVIDUAL

PASSING YARDS

430	Lucas Beatty, Gardner-Webb at VMI (10-18-14)
419	Collin Drafts, Charleston Southern vs. Allen (11-6-04)
415	Alex Ross, Coastal Carolina vs. The Citadel (11-28-15)
406	Collin Drafts, Charleston Southern vs. Gardner-Webb (11-4-06)
398	Eli Byrd, Charleston Southern at North Greenville (9-29-07)
397	Richard Mounce, Charleston Southern vs. Coastal Carolina (11-12-11)
396	Darren Swiggett, Charleston Southern at The Citadel (11-21-02)
394	Devin Campbell, Gardner-Webb at Stony Brook (11-1-08)
392	Devin Campbell, Gardner-Webb vs. VMI (10-25-08)
390	Brandon Hill, Monmouth at Lehigh (9-27-14)

PASS COMPLETIONS

37	Tim Webb, Presbyterian at Wofford (8-30-08)
35	Tim Webb, Presbyterian at Appalachian State (9-27-08)
35	Lucas Beatty, Gardner-Webb at Charlotte (10-5-13)
34	Eli Byrd, Charleston Southern at North Greenville (9-29-07)
34	Brandon Miley, Presbyterian at Gardner-Webb (10-18-08)
34	Josh Woodrum, Liberty at Montana (9-15-12)
34	Eric Kordenbrock, VMI vs. Robert Morris (9-28-13)
34	Alex Ross, Coastal Carolina vs. Elon (9-27-14)
34	Josh Woodrum, Liberty at Monmouth (10-17-15)
33	Brandon Hill, Monmouth at Lehigh (9-27-14)

PASSING ATTEMPTS

57	Tim Webb, Presbyterian at Appalachian State (9-27-08)
56	Tim Webb, Presbyterian at Wofford (8-30-08)
56	Brandon Miley, Presbyterian at VMI (11-22-08)
54	Eli Byrd, Charleston Southern at North Greenville (9-29-07)
53	Andrew Trudnowski, Charleston Southern vs. VMI (10-23-10)
53	Lucas Beatty, Gardner-Webb at Monmouth (11-22-14)
53	Josh Woodrum, Liberty at Monmouth (10-17-15)
52	Lucas Beatty, Gardner-Webb at Charlotte (10-5-13)
51	Stan Doolittle, Gardner-Webb at VMI (10-3-09)
51	Eric Kordenbrock, VMI vs. Robert Morris (9-28-13)

PASS COMPLETION PERCENTAGE (15-19 completions)

88.2	Tommy Beecher (15-of-17), Liberty vs. Presbyterian (10-31-09)
86.4	Aramis Hillary (19-of-22), Coastal Carolina at Presbyterian (11-10-12)
85.0	Austin Brown (17-of-20), Charleston Southern at Charlotte (9-27-14)
85.0	Cody Williams (17-of-20), Monmouth at Howard (10-8-16)
83.3	Jonathan Wilson (15-of-18), VMI vs. Davidson (9-3-05)
83.3	Kaleb Griffin (15-of-18), Presbyterian at Furman (9-14-13)
81.8	Nick Roberts (18-of-22), Gardner-Webb vs. Webber International (9-13-03)
80.0	Tommy Beecher (16-of-20), Liberty at Charleston Southern (10-24-09)
80.0	Kyle Essington (16-of-20), Stony Brook vs. St. Anselm (10-15-11)
79.2	A.J. Toscano (19-of-24), Charleston Southern at VMI (10-31-09)
79.2	Aramis Hillary (19-of-24), Coastal Carolina at Bethune-Cookman (11-24-12)
79.2	Alex Ross (19-of-24), Coastal Carolina vs. Bryant (9-26-15)

PASS COMPLETION PERCENTAGE (20-29 completions)

84.4	Lucas Beatty (27-of-32), Gardner-Webb at Liberty (10-6-12)
84.0	Lucas Beatty (21-of-25), Gardner-Webb vs. Point (9-28-13)
82.9	Lucas Beatty (29-of-35), Gardner-Webb at The Citadel (9-27-14)
82.8	Collin Drafts (24-of-29), Charleston Southern vs. Allen (11-6-04)
82.8	Mike Brown (24-of-29), Liberty vs. James Madison (9-17-11)
82.1	Collin Drafts (23-of-28), Charleston Southern at Gardner-Webb (11-5-05)
82.1	Josh Woodrum (23-of-28), Liberty at Charleston Southern (11-23-13)
81.5	Tyler Thigpen (22-of-27), Coastal Carolina at Gardner-Webb (11-11-06)
80.6	Mike Brown (29-of-36), Liberty at Lafayette (9-19-09)
80.6	Josh Woodrum (25-of-31), Liberty vs. Gardner-Webb (10-6-12)

PASS COMPLETION PERCENTAGE (min. 30 completions)

77.3	Josh Woodrum (34-of-44), Liberty at Montana (9-15-12)
75.6	Collin Drafts (31-of-41), Charleston Southern vs. Gardner-Webb (11-4-06)
75.0	Brandon Hill (33-of-44), Monmouth at Lehigh (9-27-14)
72.7	Devin Campbell (32-of-44), Gardner-Webb at Stony Brook (11-1-08)
72.3	Alex Ross (34-of-47), Coastal Carolina vs. Elon (9-27-14)
70.8	Brandon Miley (34-of-48), Presbyterian at Gardner-Webb (10-18-08)
69.8	Lucas Beatty (30-of-43), Gardner-Webb vs. Samford (9-15-12)
68.1	Lucas Beatty (32-of-47), Gardner-Webb vs. Charlotte (10-4-14)
67.3	Lucas Beatty (35-of-52), Gardner-Webb at Charlotte (10-5-13)
66.7	Eric Kordenbrock (34-of-51), VMI vs. Robert Morris (9-28-13)
66.7	Josh Woodrum (30-of-45), Liberty at Gardner-Webb (10-10-15)

TOUCHDOWN PASSES

5	Jeremy Martin, Gardner-Webb vs. Savannah State (11-16-02)
5	Collin Drafts, Charleston Southern vs. North Greenville (10-23-04)
5	Collin Drafts, Charleston Southern at The Citadel (9-9-06)
5	Zach MacDowall, Coastal Carolina vs. Charleston Southern (11-20-10)
5	Kyle Essington, Stony Brook vs. Charleston Southern (10-6-12)
5	Aramis Hillary, Coastal Carolina at Presbyterian (11-10-12)
5	Lucas Beatty, Gardner-Webb at VMI (10-18-14)
5	Alex Ross, Coastal Carolina vs. Kennesaw State (11-14-15)

LONGEST PASS COMPLETION

91t	Alex Ross to Bruce Mapp, Coastal Carolina vs. The Citadel (11-28-15)
90t	Kyle Hughes to Zach Collins, VMI vs. Coastal Carolina (10-11-08)
89t	Kyle Essington to Kevin Norrell, Stony Brook vs. Central Conn. State (9-1-12)
87t	Kyle Hughes to Tim Maypray, VMI vs. Charleston Southern (11-3-07)
87t	Heys McMath to Tobi Antigha, Presbyterian at Coastal Carolina (11-16-13)
86t	Clint Chappell to Brad Moultrie, Charleston Southern at Presbyterian (9-14-02)
86	Brock Smith to Brandon Turner, Liberty vs. Coastal Carolina (11-3-07)
86t	Kyle Essington to Kevin Norrell, Stony Brook vs. Pace (9-8-12)
86t	Alex Ross to DeMario Bennett, Coastal Carolina at Montana (12-7-13)
86t	Josh Woodrum to Darrin Peterson, Liberty vs. Brevard (9-13-14)

CONSECUTIVE 300-YARD PASSING GAMES

3	Tyler Thigpen, Coastal Carolina (Nov. 11, 2006 - Nov. 25, 2006)
3	Devin Campbell, Gardner-Webb (Oct. 25, 2008 - Nov. 8, 2008)
3	Josh Woodrum, Liberty (Sept. 13, 2014 - Sept. 27, 2014)
3	Brandon Hill, Monmouth (Sept. 27, 2014 - Oct. 11, 2014)

MOST CONSECUTIVE 200-YARD PASSING GAMES

17	Mike Brown, Liberty (2010-11)
8	Collin Drafts, Charleston Southern (2004-05)
8	Collin Drafts, Charleston Southern (2005)
8	Collin Drafts, Charleston Southern (2006)
8	Josh Woodrum, Liberty (2015)
7	Brandon Hill, Monmouth (2014)
7	Alex Ross, Coastal Carolina (2014)
7	Josh Woodrum, Liberty (2014)
7	Alex Ross, Coastal Carolina (2015)
6	Brock Smith, Liberty (2008)
6	Brandon Miley, Presbyterian (2008-09)

MOST CONSECUTIVE 200-YARD PASSING GAMES, START OF SEASON

11	Mike Brown, Liberty (2010)
7	Brandon Hill, Monmouth (2014)
6	Mike Brown, Liberty (2011)
4	Nick Roberts, Gardner-Webb (2005)
4	Aramis Hillary, Coastal Carolina (2012)
3	Tyler Thigpen, Coastal Carolina (2006)
3	A.J. Toscano, Charleston Southern (2010)

MOST CONSECUTIVE GAMES WITH A TOUCHDOWN PASS

18	Collin Drafts, Charleston Southern (2005-06)
16	Alex Ross, Coastal Carolina (2013-14)
13	Mike Brown, Liberty (2010-11)
12	Tyler Thigpen, Coastal Carolina (2006)
11	Aramis Hillary, Coastal Carolina (2011-12)
9	Collin Drafts, Charleston Southern (2003-04)
9	Brock Smith, Liberty (2007-08)
9	Josh Woodrum, Liberty (2014)
8	William Richardson, Coastal Carolina (2007)
8	Zach MacDowall, Coastal Carolina (2008)
8	Brandon Miley, Presbyterian (2008-09)
8	Kyle Essington, Stony Brook (2011-12)

MOST CONSECUTIVE MULTI-TOUCHDOWN PASS GAMES

6	Michael Coulter (2-2-2-2-2 = 12), Stony Brook (2009)
6	Mike Brown (2-2-2-3-2 = 13), Liberty (2011)
6	Kyle Essington (3-3-2-2-3-2 = 13), Stony Brook (2011-12)
6	Brandon Hill (2-2-2-3-2-4 = 15), Monmouth (2014)
5	Collins Drafts (2-4-2-2-2 = 12), Charleston Southern (2005)
5	Tyler Thigpen (2-4-2-3-3 = 14), Coastal Carolina (2006)
5	Brock Smith (2-2-2-2-2 = 10), Liberty (2008)
5	Kyle Essington (5-2-2-3-3 = 15), Stony Brook (2012)
5	Alex Ross (2-3-2-3-2 = 12), Coastal Carolina (2014)

GAMES WITH 300 YARDS PASSING AND 100 YARDS RUSHING

1	Tyler Thigpen (306 P, 119 R), Coastal Carolina at Gardner-Webb (11-11-06)
1	Mike Brown (334 P, 160 R), Liberty vs. Stony Brook (11-20-10)

GAMES WITH 200 YARDS PASSING AND 100 YARDS RUSHING

- 2 Mike Brown (272 P, 149 R), Liberty at Presbyterian (10-30-10)
- Mike Brown (334 P, 160 R), Liberty vs. Stony Brook (11-20-10)
- 2 Tyrell Maxwell (222 P, 155 R), Gardner-Webb vs. Presbyterian (10-8-16)
- Tyrell Maxwell (202 P, 122 R), Gardner-Webb vs. Kennesaw State (10-22-16)
- 1 Tyler Thigpen (306 P, 119 R), Coastal Carolina at Gardner-Webb (11-11-06)
- 1 Nick Roberts (291 P, 137 R), Gardner-Webb vs. Tennessee-Martin (9-24-05)
- 1 Aramis Hillary (245 P, 114 R), Coastal Carolina vs. VMI (10-8-11)
- 1 Alex Ross (202 P, 123 R), Coastal Carolina at Montana (12-7-13)

GAMES WITH 100 YARDS PASSING AND 100 YARDS RUSHING

- 7 Tyrell Maxwell (132 P, 102 R), Gardner-Webb at South Alabama (9-5-15)
- Tyrell Maxwell (105 P, 173 R), Gardner-Webb vs. Liberty (10-10-15)
- Tyrell Maxwell (102 P, 154 R), Gardner-Webb at Elon (9-3-16)
- Tyrell Maxwell (222 P, 155 R), Gardner-Webb vs. Presbyterian (10-8-16)
- Tyrell Maxwell (202 P, 122 R), Gardner-Webb vs. Kennesaw State (10-22-16)
- Tyrell Maxwell (195 P, 165 R), Gardner-Webb at Charleston Southern (11-5-16)
- Tyrell Maxwell (166 P, 100 R), Gardner-Webb vs. Monmouth (11-19-16)
- 2 eight players tied with

INTERCEPTIONS THROWN

- 5 John Rock, Gardner-Webb at Stony Brook (11-13-10)
- 4 Darren Swiggett, Charleston Southern vs. Gardner-Webb (11-9-02)
- 4 Darren Swiggett, Charleston Southern at The Citadel (11-21-02)
- 4 Nick Roberts, Gardner-Webb vs. Florida International (11-15-03)
- 4 Nick Roberts, Gardner-Webb at Morgan State (9-11-04)
- 4 Collin Drafts, Charleston Southern vs. VMI (10-21-06)
- 4 Tim Webb, Presbyterian at Appalachian State (9-27-08)
- 4 Brandon Miley, Presbyterian at Gardner-Webb (10-18-08)
- 4 Brandon Miley, Presbyterian at Old Dominion (10-10-09)
- 4 Tim Webb, Presbyterian vs. Charleston Southern (11-7-09)
- 4 Michael Coulter, Stony Brook at South Florida (9-4-10)
- 4 John Rock, Gardner-Webb vs. Western Carolina (9-18-10)
- 4 Andrew Trudnowski, Charleston Southern vs. VMI (10-23-10)
- 4 Zach MacDowall, Coastal Carolina vs. Western Illinois (11-27-10)
- 4 Kyle Essington, Stony Brook at Liberty (11-10-12)
- 4 Heys McMath, Presbyterian vs. Liberty (11-1-14)
- 4 Austin Brown, Charleston Southern at Liberty (11-15-14)

GAME - TEAM

PASSING YARDS

- 452 Liberty vs. St. Francis, Pa. (9-4-10)
- 451 Gardner-Webb at VMI (10-18-14)
- 431 Charleston Southern vs. North Greenville (10-25-03)
- 419 Charleston Southern vs. Allen (11-6-04)
- 419 Coastal Carolina at Charlotte (11-8-14)
- 416 Gardner-Webb at Charlotte (10-5-13)
- 415 Coastal Carolina vs. The Citadel (11-28-15)
- 407 Gardner-Webb vs. Union College (9-3-05)
- 406 Charleston Southern vs. Gardner-Webb (11-4-06)
- 400 VMI at Presbyterian (10-19-13)

PASS COMPLETIONS

- 38 Presbyterian at Gardner-Webb (10-18-08)
- 37 Presbyterian at Wofford (8-30-08)
- 36 Gardner-Webb at Charlotte (10-5-13)
- 35 Gardner-Webb at Furman (10-1-05)
- 35 Presbyterian at Appalachian State (9-27-08)
- 35 Liberty at Montana (9-15-12)
- 34 Charleston Southern at North Greenville (9-29-07)
- 34 VMI vs. Robert Morris (9-28-13)
- 34 Coastal Carolina vs. Elon (9-27-14)
- 34 Liberty at Monmouth (10-17-15)
- 34 Presbyterian vs. Florida Tech (9-24-16)

PASSING ATTEMPTS

- 63 Presbyterian vs. Florida Tech (9-24-16)
- 61 Presbyterian at Appalachian State (9-27-08)
- 56 Presbyterian at Wofford (8-30-08)
- 56 Presbyterian at VMI (11-22-08)
- 55 Gardner-Webb vs. Western Carolina (9-18-10)
- 54 Charleston Southern at North Greenville (9-29-07)
- 53 five times

PASS COMPLETION PERCENTAGE (min. 25 attempts)

- 84.6 Gardner-Webb (22-of-26) vs. Point (9-28-13)
- 84.4 Gardner-Webb (27-of-32) at Liberty (10-6-12)
- 82.8 Liberty (24-of-29) vs. James Madison (9-17-11)
- 82.8 Liberty (24-of-29) at Charleston Southern (11-23-13)
- 81.5 Coastal Carolina (22-of-27) at Gardner-Webb (11-11-06)
- 81.5 Monmouth (22-of-27) at Howard (10-8-16)
- 81.3 Liberty (26-of-32) vs. Gardner-Webb (10-6-12)
- 80.8 VMI (21-of-26) vs. Georgetown (9-27-03)
- 80.6 Liberty (29-of-36) at Lafayette (9-19-09)
- 80.0 Charleston Southern (24-of-30) vs. Allen (11-6-04)

TOUCHDOWN PASSES

- 6 Charleston Southern vs. North Greenville (10-23-04)
- 6 Liberty vs. St. Francis, Pa. (9-4-10)
- 6 Monmouth vs. Columbia (10-11-14)
- 5 Liberty at Elon (11-9-02)
- 5 Gardner-Webb vs. Savannah State (11-16-02)
- 5 Gardner-Webb at VMI (10-18-03)
- 5 Gardner-Webb vs. Union College (9-3-05)
- 5 Charleston Southern at The Citadel (9-9-06)
- 5 Coastal Carolina vs. Savannah State (11-4-06)
- 5 Charleston Southern vs. Edward Waters (11-15-08)
- 5 Charleston Southern vs. Presbyterian (11-13-10)
- 5 Coastal Carolina vs. Charleston Southern (11-20-10)
- 5 Stony Brook vs. Charleston Southern (10-6-12)
- 5 Gardner-Webb vs. VMI (10-27-12)
- 5 Coastal Carolina at Presbyterian (11-10-12)
- 5 Gardner-Webb at Charlotte (10-5-13)
- 5 Gardner-Webb at VMI (10-18-14)
- 5 Coastal Carolina vs. Alabama A&M (10-3-15)
- 5 Coastal Carolina vs. Kennesaw State (11-14-15)

AVERAGE YARDS PER COMPLETION (5-9 completions)

- 32.00 Kennesaw State (7 for 224) vs. Presbyterian (11-12-16)
- 31.71 Gardner-Webb (7 for 222) vs. Presbyterian (10-8-16)
- 29.50 Liberty (6 for 177) vs. Appalachian State (9-21-02)
- 26.75 Liberty (8 for 214) vs. Glenville State (9-6-08)
- 25.25 Gardner-Webb (8 for 202) vs. Kennesaw State (10-22-16)
- 25.17 VMI (6 for 151) vs. Presbyterian (11-22-08)
- 25.11 Stony Brook (9 for 226) at Sam Houston State (12-3-11)
- 24.83 VMI (6 for 149) at Norfolk State (9-9-06)
- 24.57 Stony Brook (7 for 172) vs. Pace (9-8-12)
- 24.40 Charleston Southern (5 for 122) vs. Kentucky State (9-3-16)

AVERAGE YARDS PER COMPLETION (min. 10 completions)

- 25.67 Kennesaw State (12 for 308) vs. Point (10-10-15)
- 24.09 Liberty (11 for 265) vs. Coastal Carolina (11-3-07)
- 23.73 VMI (11 for 261) vs. Charleston Southern (11-3-07)
- 23.36 Liberty (14 for 327) vs. Brevard (9-13-14)
- 22.90 VMI (10 for 229) at Coastal Carolina (10-27-07)
- 22.88 Charleston Southern (17 for 389) vs. Mars Hill (9-18-10)
- 22.40 VMI (10 for 224) vs. Presbyterian (10-13-07)
- 22.29 Kennesaw State (14 for 312) at Duquesne (9-24-16)
- 22.15 Coastal Carolina (13 for 288) at Wofford (9-9-06)
- 22.08 Coastal Carolina (13 for 287) vs. Charleston Southern (10-25-14)

FIRST DOWNS PASSING

- 27 Coastal Carolina vs. Hampton (9-21-13)
- 26 Stony Brook at Iona (11-8-08)
- 25 Coastal Carolina vs. Presbyterian (11-16-13)
- 25 Kennesaw State at Monmouth (10-29-16)
- 24 Charleston Southern vs. Edward Waters (10-27-12)
- 23 Coastal Carolina vs. Chowan (10-13-07)
- 23 Kennesaw State vs. Clark Atlanta (11-5-16)
- 22 Stony Brook vs. Pace (9-8-12)
- 21 Coastal Carolina vs. Charleston Southern (11-20-04)
- 21 VMI vs. Gardner-Webb (10-20-07)
- 21 Coastal Carolina vs. Charlotte (11-2-13)
- 21 Presbyterian vs. Bluefield (9-6-14)

INTERCEPTIONS THROWN

- 5 Gardner-Webb vs. Coastal Carolina (11-11-06)
- 5 Charleston Southern at Wofford (9-8-07)
- 5 VMI at William & Mary (9-11-10)
- 5 Gardner-Webb vs. Western Carolina (9-18-10)
- 5 Gardner-Webb at Stony Brook (11-13-10)

SEASON - INDIVIDUAL

PASSING YARDS

3,389	Alex Ross, Coastal Carolina	2014
3,296	Tyler Thigpen, Coastal Carolina	2006
3,093	Alex Ross, Coastal Carolina	2013
3,009	Alex Ross, Coastal Carolina	2015
2,956	Mike Brown, Liberty	2010
2,947	Josh Woodrum, Liberty	2014
2,772	Josh Woodrum, Liberty	2015
2,665	Collin Drafts, Charleston Southern	2006
2,665	Aramis Hillary, Coastal Carolina	2012
2,664	Mike Brown, Liberty	2011

PASS ATTEMPTS

422	Alex Ross, Coastal Carolina	2014
390	Josh Woodrum, Liberty	2015
388	Lucas Beatty, Gardner-Webb	2014
377	Lucas Beatty, Gardner-Webb	2013
360	Nick Roberts, Gardner-Webb	2004
358	Alex Ross, Coastal Carolina	2013
356	Collin Drafts, Charleston Southern	2005
352	Aramis Hillary, Coastal Carolina	2012
351	Mike Brown, Liberty	2010
347	Stan Doolittle, Gardner-Webb	2009
347	Zach MacDowall, Coastal Carolina	2010

PASS COMPLETIONS

271	Alex Ross, Coastal Carolina	2014
242	Josh Woodrum, Liberty	2015
234	Lucas Beatty, Gardner-Webb	2014
232	Alex Ross, Coastal Carolina	2013
231	Alex Ross, Coastal Carolina	2015
229	Lucas Beatty, Gardner-Webb	2013
226	Aramis Hillary, Coastal Carolina	2012
223	Collin Drafts, Charleston Southern	2006
223	Mike Brown, Liberty	2010
217	Collin Drafts, Charleston Southern	2005

TOUCHDOWN PASSES

29	Tyler Thigpen, Coastal Carolina	2006
26	Alex Ross, Coastal Carolina	2013
23	Tribble Reese, Charleston Southern	2008
23	Mike Brown, Liberty	2010
23	Kyle Essington, Stony Brook	2012
21	Collin Drafts, Charleston Southern	2004
21	Collin Drafts, Charleston Southern	2006
21	Aramis Hillary, Coastal Carolina	2012
21	Alex Ross, Coastal Carolina	2015
20	Nick Roberts, Gardner-Webb	2003
20	Collin Drafts, Charleston Southern	2005
20	Zach MacDowall, Coastal Carolina	2010
20	Kyle Essington, Stony Brook	2011
20	Alex Ross, Coastal Carolina	2014

INTERCEPTIONS THROWN

17	Nick Roberts, Gardner-Webb	2004
17	Devin Campbell, Gardner-Webb	2006
16	Nick Roberts, Gardner-Webb	2005
16	Brandon Miley, Presbyterian	2009
16	Zach MacDowall, Coastal Carolina	2010
15	John Rock, Gardner-Webb	2010
14	Collin Drafts, Charleston Southern	2006
13	Collin Drafts, Charleston Southern	2003
13	Eli Byrd, Charleston Southern	2007
13	Lucas Beatty, Gardner-Webb	2012
13	Lucas Beatty, Gardner-Webb	2013

LOWEST PERCENTAGE OF INT (min. 200 attempts)

1.03	Josh Woodrum (4 on 390), Liberty	2015
1.23	Jeremy Martin (4 on 326), GWU	2002
1.36	Devin Campbell (3 on 220), GWU	2008
1.44	Stan Doolittle (5 on 347), Gardner-Webb	2009
1.66	Alex Ross (7 on 422), Coastal Carolina	2014
1.70	Tyrell Maxwell (4 on 235), Gardner-Webb	2016
1.80	Brandon Hill (6 on 334), Monmouth	2014
1.97	Kyle Essington (4 on 203), Stony Brook	2011
2.02	Alex Ross (7 on 346), Coastal Carolina	2015
2.09	Eric Kordenbrock (5 on 239), VMI	2013

COMPLETION PERCENTAGE (min. 200 attempts)

69.9	Collin Drafts, Charleston Southern	2006
68.5	Josh Woodrum, Liberty	2012
67.8	Tommy Beecher, Liberty	2009
66.8	Alex Ross, Coastal Carolina	2015
65.6	Mike Brown, Liberty	2011
65.5	Aramis Hillary, Coastal Carolina	2011
64.8	Alex Ross, Coastal Carolina	2013
64.4	Brock Smith, Liberty	2008
64.4	Lucas Beatty, Gardner-Webb	2012
64.3	Josh Woodrum, Liberty	2013

PASSING EFFICIENCY (min. 15 pass att. per game)

171.02	Kyle Essington, Stony Brook	2012
167.42	Tyler Thigpen, Coastal Carolina	2006
162.66	Kyle Essington, Stony Brook	2011
161.79	Brock Smith, Liberty	2008
157.42	Brock Smith, Liberty	2007
156.32	Alex Ross, Coastal Carolina	2013
155.80	Alex Ross, Coastal Carolina	2015
153.57	Mike Brown, Liberty	2011
153.03	Collin Drafts, Charleston Southern	2006
150.49	Josh Woodrum, Liberty	2013

PASSING YARDS PER GAME (min. 75% of team's games)

274.7	Tyler Thigpen, Coastal Carolina	2006
268.7	Mike Brown, Liberty	2010
266.4	Mike Brown, Liberty	2011
253.2	Collin Drafts, Charleston Southern	2004
252.0	Josh Woodrum, Liberty	2015
250.8	Alex Ross, Coastal Carolina	2015
245.6	Josh Woodrum, Liberty	2014
242.3	Collin Drafts, Charleston Southern	2006
242.1	Alex Ross, Coastal Carolina	2014
239.6	Brandon Hill, Monmouth	2014

400-YARD PASSING GAMES

1	Collin Drafts, Charleston Southern	2004
1	Collin Drafts, Charleston Southern	2006
1	Lucas Beatty, Gardner-Webb	2014
1	Alex Ross, Coastal Carolina	2015

300-YARD PASSING GAMES

5	Tyler Thigpen, Coastal Carolina	2006
4	Lucas Beatty, Gardner-Webb	2012
4	Josh Woodrum, Liberty	2014
3	Collin Drafts, Charleston Southern	2004
3	Devin Campbell, Gardner-Webb	2008
3	Brandon Miley, Presbyterian	2008
3	Mike Brown, Liberty	2010
3	Eric Kordenbrock, VMI	2013
3	Brandon Hill, Monmouth	2014
3	Alex Ross, Coastal Carolina	2014
3	Alex Ross, Coastal Carolina	2015

CONSECUTIVE 300-YARD PASSING GAMES, SINGLE SEASON

3	Tyler Thigpen, Coastal Carolina	2006
3	Devin Campbell, Gardner-Webb	2008
3	Josh Woodrum, Liberty	2014
3	Brandon Hill, Monmouth	2014

5-TOUCHDOWN PASSING GAMES

1	Jeremy Martin, Gardner-Webb	2002
1	Collin Drafts, Charleston Southern	2004
1	Collin Drafts, Charleston Southern	2006
1	Zach MacDowall, Coastal Carolina	2010
1	Kyle Essington, Stony Brook	2012
1	Aramis Hillary, Coastal Carolina	2012
1	Lucas Beatty, Gardner-Webb	2014
1	Alex Ross, Coastal Carolina	2015

4-TOUCHDOWN PASS GAMES

3	Tribble Reese, Charleston Southern	2008
2	Nick Roberts, Gardner-Webb	2003
2	Collin Drafts, Charleston Southern	2004
2	Collin Drafts, Charleston Southern	2006
2	Tyler Thigpen, Coastal Carolina	2006
2	Alex Ross, Coastal Carolina	2015

3-TOUCHDOWN PASS GAMES

6	Tyler Thigpen, Coastal Carolina	2006
5	Alex Ross, Coastal Carolina	2013
4	Nick Roberts, Gardner-Webb	2003
4	Nick Roberts, Gardner-Webb	2005
4	Brock Smith, Liberty	2007
4	Tribble Reese, Charleston Southern	2008
4	Mike Brown, Liberty	2010
4	Zach MacDowall, Coastal Carolina	2010
4	Kyle Essington, Stony Brook	2011
4	Kyle Essington, Stony Brook	2012

MULTI-TOUCHDOWN PASS GAMES

9	Tyler Thigpen, Coastal Carolina	2006
9	Mike Brown, Liberty	2010
8	Brock Smith, Liberty	2008
7	Collin Drafts, Charleston Southern	2005
7	Tribble Reese, Charleston Southern	2008
7	Mike Brown, Liberty	2011
7	Kyle Essington, Stony Brook	2012
7	Brandon Hill, Monmouth	2014
6	several tied with	

MOST TOUCHDOWN PASS COMBINATIONS

16	T. Thigpen -- J. Simpson, Coastal Caro.	2006
15	K. Essington -- Kevin Norrell, SBU	2012
14	M. Brown -- C. Summers, Liberty	2010
13	N. Roberts -- W. Andrews Jr., GWU	2003
10	N. Roberts -- D. Flagler, Gardner-Webb	2005
10	C. Drafts -- M. Price, Charleston So.	2006
10	W. Richardson -- J. Simpson, CCU	2007

TOUCHDOWN PASSES BY NON-QUARTERBACK

2	Adrian Hall (WR), Liberty	2002
2	Gerald Stevenson (WR), Charleston So.	2010
2	Ricky Rhodes (RB), Gardner-Webb	2011
2	Teddy Allen (RB), Charleston Southern	2011
2	Lavon Chaney (RB), Monmouth	2014
2	Damian King (WR), Liberty	2015

SEASON - TEAM

PASSING EFFICIENCY

167.6	Stony Brook	2012
166.6	Coastal Carolina	2006
159.6	VMI	2008
158.9	Liberty	2008
158.1	Liberty	2007
156.7	Kennesaw State	2016
155.6	Liberty	2013
155.1	Coastal Carolina	2013
154.6	Coastal Carolina	2015
150.4	Charleston Southern	2006

PASSING YARDS

3,473	Liberty	2014
3,470	Coastal Carolina	2014
3,429	Coastal Carolina	2006
3,380	Coastal Carolina	2013
3,191	Presbyterian	2008
3,183	Coastal Carolina	2015
3,178	Liberty	2010
3,101	Coastal Carolina	2012
2,973	Liberty	2011
2,914	Gardner-Webb	2005

PASSING OFFENSE

288.9	Liberty	2010
285.8	Coastal Carolina	2006
270.3	Liberty	2011
265.9	Presbyterian	2008
265.2	Coastal Carolina	2015
264.9	Gardner-Webb	2005
260.3	Charleston Southern	2006
259.9	Charleston Southern	2004
259.9	Liberty	2015
258.0	Gardner-Webb	2008

PASS ATTEMPTS

494	Presbyterian	2008
433	Coastal Carolina	2014
423	Gardner-Webb	2014
420	Gardner-Webb	2005
419	Charleston Southern	2003
418	Charleston Southern	2007
412	VMI	2013
407	Gardner-Webb	2013
407	Liberty	2014
401	Coastal Carolina	2012

PASS COMPLETIONS

297	Presbyterian	2008
277	Coastal Carolina	2014
257	Gardner-Webb	2005
253	Coastal Carolina	2012
253	Coastal Carolina	2013
252	Liberty	2014
249	Liberty	2010
246	Gardner-Webb	2008
246	Liberty	2015
245	Gardner-Webb	2013
245	Gardner-Webb	2014

COMPLETION PERCENTAGE

68.7	Charleston Southern	2006
66.1	Liberty	2012
66.0	Coastal Carolina	2015
65.7	Liberty	2013
64.6	Liberty	2011
64.2	Liberty	2008
64.0	Liberty	2010
64.0	Coastal Carolina	2014
63.7	Coastal Carolina	2013
63.3	Gardner-Webb	2012
63.2	Coastal Carolina	2006

PASSING YARDS PER COMPLETION

23.69	VMI	2008
19.05	Kennesaw State	2015
17.69	VMI	2007
17.66	Kennesaw State	2016
16.63	Stony Brook	2012
16.38	Charleston Southern	2016
16.17	Charleston Southern	2012
15.74	Stony Brook	2011
15.38	Coastal Carolina	2006
15.30	VMI	2006

PASS YARDS PER ATTEMPT

9.92	VMI	2008
9.71	Coastal Carolina	2006
9.70	Stony Brook	2012
9.45	Kennesaw State	2016
9.28	VMI	2007
9.26	Liberty	2008
9.12	Kennesaw State	2015
8.94	Liberty	2007
8.69	Liberty	2013
8.65	Coastal Carolina	2015

TOUCHDOWN PASSES

30	Coastal Carolina	2006
30	Coastal Carolina	2013
26	Charleston Southern	2008
26	Liberty	2010
26	Coastal Carolina	2012
24	Gardner-Webb	2005
24	Monmouth	2014
24	Liberty	2014
23	Charleston Southern	2006
23	Coastal Carolina	2010
23	Stony Brook	2012

300-YARD PASSING GAMES

5	Presbyterian	2008
4	Coastal Carolina	2006
4	Gardner-Webb	2008
4	Gardner-Webb	2012
4	VMI	2013
4	Liberty	2014

FEWEST INTERCEPTIONS THROWN

3	VMI	2006
4	Gardner-Webb	2002
4	Liberty	2015
5	Liberty	2006
5	VMI	2008
5	Liberty	2009
5	Gardner-Webb	2009
5	Coastal Carolina	2011
6	Coastal Carolina	2004
6	Liberty	2008
6	Kennesaw State	2015
6	Kennesaw State	2016

MOST INTERCEPTIONS THROWN

26	Presbyterian	2009
24	Charleston Southern	2007
21	Charleston Southern	2002
21	Gardner-Webb	2006
20	Gardner-Webb	2005
20	VMI	2010
20	Gardner-Webb	2010
18	five times	

PASSING FIRST DOWNS

163	Coastal Carolina	2014
147	Gardner-Webb	2008
145	Liberty	2014
144	Presbyterian	2008
144	Coastal Carolina	2013
140	Coastal Carolina	2006
139	Gardner-Webb	2005
139	Liberty	2010
132	Coastal Carolina	2010
131	Coastal Carolina	2015

CAREER

PASSING YARDS

10,266	Josh Woodrum, Liberty	2012-15
9,918	Alex Ross, Coastal Carolina	2012-15
9,768	Collin Drafts, Charleston Southern	2003-06
8,175	Lucas Beatty, Gardner-Webb	2011-14
7,036	Brock Smith, Liberty	2005-08
6,690	Nick Roberts, Gardner-Webb	2002-05
6,598	Tyler Thigpen, Coastal Carolina	2003-06
6,360	Zach MacDowall, Coastal Carolina	2008-10
6,142	Eric Kordenbrock, VMI	2010-13
6,072	Mike Brown, Liberty	2008-11

PASS ATTEMPTS

1,344	Collin Drafts, Charleston Southern	2003-06
1,304	Josh Woodrum, Liberty	2012-15
1,209	Lucas Beatty, Gardner-Webb	2011-14
1,174	Alex Ross, Coastal Carolina	2012-15
1,052	Eric Kordenbrock, VMI	2010-13
1,007	Nick Roberts, Gardner-Webb	2002-05
879	Tyler Thigpen, Coastal Carolina	2003-06
832	Zach MacDowall, Coastal Carolina	2008-10
821	Stan Doolittle, Gardner-Webb	2006-09
806	Brock Smith, Liberty	2005-08

PASS COMPLETIONS

833	Collin Drafts, Charleston Southern	2003-06
833	Josh Woodrum, Liberty	2012-15
760	Alex Ross, Coastal Carolina	2012-15
737	Lucas Beatty, Gardner-Webb	2011-14
597	Nick Roberts, Gardner-Webb	2002-05
567	Eric Kordenbrock, VMI	2010-13
506	Stan Doolittle, Gardner-Webb	2006-09
494	Zach MacDowall, Coastal Carolina	2008-10
486	Tyler Thigpen, Coastal Carolina	2003-06
484	Brock Smith, Liberty	2005-08

TOUCHDOWN PASSES

73	Collin Drafts, Charleston Southern	2003-06
72	Alex Ross, Coastal Carolina	2012-15
61	Josh Woodrum, Liberty	2012-15
53	Tyler Thigpen, Coastal Carolina	2003-06
50	Brock Smith, Liberty	2005-08
48	Nick Roberts, Gardner-Webb	2002-05
45	Zach MacDowall, Coastal Carolina	2008-10
45	Mike Brown, Liberty	2008-11
43	Kyle Essington, Stony Brook	2010-12
42	Lucas Beatty, Gardner-Webb	2011-14

INTERCEPTIONS THROWN

45	Nick Roberts, Gardner-Webb	2002-05
44	Collin Drafts, Charleston Southern	2003-06
41	Lucas Beatty, Gardner-Webb	2011-14
36	Brandon Miley, Presbyterian	2008-11
33	Zach MacDowall, Coastal Carolina	2008-10
30	Eric Kordenbrock, VMI	2010-13
30	Josh Woodrum, Liberty	2012-15
29	Devin Campbell, Gardner-Webb	2005-08
25	Tyler Thigpen, Coastal Carolina	2003-06
24	Alex Ross, Coastal Carolina	2012-15

LOWEST PERCENTAGE OF INT (300-699 attempts)

1.23	Jeremy Martin (4 on 326), Gardner-Webb	2002
1.80	Brandon Hill (6 on 334), Monmouth	2014
2.49	Aramis Hillary (15 on 603), CCU	2010-12
2.66	Cody Williams (13 on 489), Monmouth	2015-16
2.91	Kyle Essington (12 on 412), SBU	2010-12
3.18	Kaleb Griffin (12 on 377), Presbyterian	2012-15
3.35	Malcolm Dixon (13 on 388), CSU	2010-13
3.40	Chandler Browning (11 on 324), GWU	2010-13
3.49	TYRELL MAXWELL (17 on 487), GWU	2014
3.69	Ryan Singer (12 on 325), Presbyterian	2010-11

LOWEST PERCENTAGE OF INT (min. 700 attempts)

2.04	Alex Ross (24 on 1174), Coastal Carolina	2012-15
2.30	Josh Woodrum (30 on 1304), Liberty	2012-15
2.68	Stan Doolittle (22 on 821), GWU	2006-09
2.77	Jonathan Wilson (20 on 721), VMI	2003-06
2.84	Tyler Thigpen (25 on 879), CCU	2003-06
2.85	Brock Smith (23 on 806), Liberty	2005-08
2.85	Eric Kordenbrock (30 on 1052), VMI	2010-13
2.91	Mike Brown (21 on 722), Liberty	2008-11
3.27	Collin Drafts (44 on 1344), CSU	2003-06
3.39	Lucas Beatty (41 on 1209), GWU	2011-14

COMPLETION PERCENTAGE (300-499 attempts)

61.0	Tribble Reese (189-310), Charleston So.	2008
60.5	Kaleb Griffin (228-377), Presbyterian	2012-15
60.2	Brandon Hill (201-334), Monmouth	2014
59.3	Tim Webb (210-354), Presbyterian	2008-09
59.2	Jeremy Martin (193-326), Gardner-Webb	2002
59.0	A.J. Toscano (268-454), CSU	2008-10
58.9	Cody Williams (288-489), Monmouth	2015-16
57.8	Heys McMath (215-372), Presbyterian	2013-14
56.8	Kyle Essington (234-412), Stony Brook	2010-12
56.7	William Richardson (182-321), CCU	2005-08

COMPLETION PERCENTAGE (min. 500 attempts)

65.0	Mike Brown (469-722), Liberty	2008-11
64.7	Alex Ross (760-1174), Coastal Carolina	2012-15
64.2	Aramis Hillary (387-603), CCU	2010-12
63.9	Josh Woodrum (833-1304), Liberty	2012-15
62.0	Collin Drafts (833-1344), CSU	2003-06
61.6	Stan Doolittle (506-821), GWU	2006-09
61.0	Lucas Beatty (737-1209), GWU	2011-14
60.0	Brock Smith (484-806), Liberty	2005-08
59.4	Zach MacDowall (494-832), CCU	2008-10
59.3	Nick Roberts (597-1007), GWU	2002-05

PASSING EFF. (min. 20 games, 15 pass att. per game)

151.87	Alex Ross, Coastal Carolina	2012-15
150.34	Mike Brown, Liberty	2008-11
148.14	Brock Smith, Liberty	2005-08
142.24	Aramis Hillary, Coastal Carolina	2010-12
140.83	Josh Woodrum, Liberty	2012-15
134.43	Collin Drafts, Charleston Southern	2003-06
133.47	Zach MacDowall, Coastal Carolina	2008-10
132.56	Tyler Thigpen, Coastal Carolina	2003-06
131.16	Devin Campbell, Gardner-Webb	2005-08
130.80	Michael Coulter, Stony Brook	2009-11

PASSING YARDS PER GAME (min. 20 games)

223.2	Josh Woodrum, Liberty	2012-15
222.0	Collin Drafts, Charleston Southern	2003-06
211.0	Alex Ross, Coastal Carolina	2012-15
187.1	Zach MacDowall, Coastal Carolina	2008-10
185.8	Lucas Beatty, Gardner-Webb	2011-14
175.9	Brock Smith, Liberty	2005-08
167.3	Nick Roberts, Gardner-Webb	2002-05
165.1	Devin Campbell, Gardner-Webb	2005-08
162.4	Aramis Hillary, Coastal Carolina	2010-12
162.2	Michael Coulter, Stony Brook	2009-11

3,000 PASSING YARD SEASONS

3	Alex Ross, Coastal Carolina	2012-15
1	Tyler Thigpen, Coastal Carolina	2003-06

400-YARD PASSING GAMES

2	Collin Drafts, Charleston Southern	2003-06
1	Lucas Beatty, Gardner-Webb	2011-14
1	Alex Ross, Coastal Carolina	2012-15

300-YARD PASSING GAMES

9	Josh Woodrum, Liberty	2012-15
7	Lucas Beatty, Gardner-Webb	2011-14
7	Alex Ross, Coastal Carolina	2012-15
6	Collin Drafts, Charleston Southern	2003-06
5	Tyler Thigpen, Coastal Carolina	2003-06
5	Zach MacDowall, Coastal Carolina	2008-10
5	Mike Brown, Liberty	2008-11
4	Eric Kordenbrock, VMI	2010-13
3	Devin Campbell, Gardner-Webb	2005-08
3	Brandon Miley, Presbyterian	2008-11
3	Brandon Hill, Monmouth	2014

20-TOUCHDOWN PASS SEASONS

3	Collin Drafts, Charleston So. (2004-05-06)
3	Alex Ross, Coastal Carolina (2013-14-15)
2	Kyle Essington, Stony Brook (2011-12)
1	Nick Roberts, Gardner-Webb (2003)
1	Tyler Thigpen, Coastal Carolina (2006)
1	Tribble Reese, Charleston Southern (2008)
1	Mike Brown, Liberty (2010)
1	Zach MacDowall, Coastal Carolina (2010)
1	Aramis Hillary, Coastal Carolina (2012)

TOUCHDOWN PASSES BY NON-QUARTERBACKS

3	Adrian Hall (WR), Liberty	2002-03
3	Lavon Chaney (RB), Monmouth	2014-16
2	Derrick Overholt (WR), Presbyterian	2008-11
2	Ricky Rhodes (RB), Gardner-Webb	2008-11
2	Gerald Stevenson (WR), CSU	2007-10
2	Teddy Allen (RB), Charleston Southern	2010-13
2	DAMIAN KING (WR), Liberty	2015-

5-TOUCHDOWN PASSING GAMES

2	Collin Drafts, Charleston Southern	2003-06
1	Jeremy Martin, Gardner-Webb	2002
1	Zach MacDowall, Coastal Carolina	2008-10
1	Kyle Essington, Stony Brook	2010-12
1	Aramis Hillary, Coastal Carolina	2010-12
1	Lucas Beatty, Gardner-Webb	2011-14
1	Alex Ross, Coastal Carolina	2012-15

4-TOUCHDOWN PASS GAMES

6	Collin Drafts, Charleston Southern	2003-06
3	Nick Roberts, Gardner-Webb	2002-05
3	Tribble Reese, Charleston Southern	2008
3	Lucas Beatty, Gardner-Webb	2011-14
3	Alex Ross, Coastal Carolina	2012-15
2	Tyler Thigpen, Coastal Carolina	2003-06
2	A.J. Toscano, Charleston Southern	2008-10
2	Kyle Essington, Stony Brook	2010-12
2	Josh Woodrum, Liberty	2012-15

3-TOUCHDOWN PASS GAMES

12	Alex Ross, Coastal Carolina	2012-15
9	Nick Roberts, Gardner-Webb	2002-05
9	Collin Drafts, Charleston Southern	2003-06
8	Tyler Thigpen, Coastal Carolina	2003-06
8	Kyle Essington, Stony Brook	2010-12
8	Josh Woodrum, Liberty	2012-15
7	Brock Smith, Liberty	2005-08
7	Zach MacDowall, Coastal Carolina	2008-10
6	Aramis Hillary, Coastal Carolina	2010-12
5	Mike Brown, Liberty	2008-11



Collin Drafts, Charleston Southern (2003-06)



Tyler Thigpen, Coastal Carolina (2003-06)

GAME - INDIVIDUAL

TOTAL OFFENSE

- 494 Mike Brown, Liberty vs. Stony Brook (11-20-10)
- 454 Alex Ross, Coastal Carolina vs. The Citadel (11-28-15)
- 452 Collin Drafts, Charleston Southern vs. Gardner-Webb (11-4-06)
- 428 Nick Roberts, Gardner-Webb vs. Tennessee-Martin (9-24-05)
- 426 Alex Ross, Coastal Carolina vs. Elon (9-27-14)
- 426 Lucas Beatty, Gardner-Webb at VMI (10-18-14)
- 426 Alex Ross, Coastal Carolina at Charlotte (11-8-14)
- 425 Tyler Thigpen, Coastal Carolina at Gardner-Webb (11-11-06)
- 423 Eli Byrd, Charleston Southern at North Greenville (9-29-07)
- 423 Richard Mounce, Charleston Southern vs. Coastal Carolina (11-12-11)

MOST OFFENSIVE PLAYS

- 75 Brandon Miley (56 P, 19 R), Presbyterian at VMI (11-22-08)
- 68 Sidney Bryant (48 P, 20 R), Charleston Southern vs. Presbyterian (11-10-07)
- 67 Richard Mounce (39 P, 28 R), Charleston Southern at Gardner-Webb (10-29-11)
- 67 Lucas Beatty (53 P, 14 R), Gardner-Webb at Monmouth (11-22-14)
- 64 Darren Swiggett (50 P, 14 R), Charleston Southern at The Citadel (11-21-02)
- 63 Collin Drafts (39 P, 24 R), Charleston Southern vs. Tusculum (9-27-03)
- 63 Stan Doolittle (51 P, 12 R), Gardner-Webb at VMI (10-3-09)
- 62 Tim Webb (56 P, 6 R), Presbyterian at Wofford (8-30-08)
- 62 Collin Drafts (43 P, 19 R), Charleston Southern at Presbyterian (9-11-04)
- 62 Tyrell Maxwell (38 P, 24 R), Gardner-Webb vs. Monmouth (11-21-15)

MOST CONSECUTIVE 300-YARD TOTAL OFFENSE GAMES

- 4 Collin Drafts, Charleston Southern (Sept. 9, 2006 – Oct. 7, 2006)
- 4 Alex Ross, Coastal Carolina (Oct. 25, 2014 – Nov. 15, 2014)
- 3 Tyler Thigpen, Coastal Carolina (Sept. 2, 2006 – Sept. 16, 2006)
- 3 Tyler Thigpen, Coastal Carolina (Sept. 30, 2006 – Oct. 14, 2006)
- 3 Tyler Thigpen, Coastal Carolina (Nov. 11, 2006 – Nov. 25, 2006)
- 3 Devin Campbell, Gardner-Webb (Oct. 25, 2008 – Nov. 8, 2008)
- 3 Mike Brown, Liberty (Sept. 4, 2010 – Sept. 18, 2010)
- 3 Mike Brown, Liberty (Nov. 13, 2010 – Sept. 3, 2011)

MOST CONSECUTIVE 350-YARD TOTAL OFFENSE GAMES

- 3 Tyler Thigpen, Coastal Carolina (Nov. 11, 2006 – Nov. 25, 2006)
- 3 Devin Campbell, Gardner-Webb (Oct. 25, 2008 – Nov. 8, 2008)
- 2 Mike Brown, Liberty (Sept. 4, 2010 – Sept. 11, 2010)
- 2 Josh Woodrum, Liberty (Sept. 13, 2014 – Sept. 20, 2014)
- 2 Lucas Beatty, Gardner-Webb (Oct. 4, 2014 – Oct. 18, 2014)
- 2 Alex Ross, Coastal Carolina (Nov. 1, 2014 – Nov. 8, 2014)

GAME - TEAM

TOTAL OFFENSE

- 699 Kennesaw State (391 R, 308 P) vs. Point (10-10-15)
- 695 Charleston Southern (397 R, 298 P) vs. West Virginia Wesleyan (10-15-05)
- 693 Stony Brook (521 R, 172 P) vs. Pace (9-8-12)
- 692 Liberty (429 R, 263 P) at Presbyterian (10-13-12)
- 690 Coastal Carolina (271 R, 419 P) at Charlotte (11-8-14)
- 681 Liberty (331 R, 350 P) vs. Monmouth (10-22-16)
- 679 Stony Brook (404 R, 275 P) vs. St. Anselm (10-15-11)
- 678 Presbyterian (523 R, 155 P) vs. Bluefield (9-6-14)
- 668 Stony Brook (635 R, 33 P) at Iona (11-8-08)
- 659 VMI (517 R, 142 P) vs. Chowan (9-20-08)

TOTAL OFFENSIVE PLAYS

- 99 Gardner-Webb (59 R, 40 P) at VMI (10-22-05)
- 98 Gardner-Webb (45 R, 53 P) at Charlotte (10-5-13)
- 95 VMI (70 R, 25 P) vs. Gardner-Webb (10-20-07)
- 95 Coastal Carolina (54 R, 41 P) vs. Richmond (12-6-14)
- 95 Gardner-Webb (63 R, 32 P) vs. Elon (9-12-15)
- 94 Gardner-Webb (39 R, 55 P) vs. Western Carolina (9-18-10)
- 93 Presbyterian (37 R, 56 P) at VMI (11-22-08)
- 93 Coastal Carolina (51 R, 42 P) at Charlotte (11-8-14)
- 92 Monmouth (52 R, 40 P) vs. Delaware State (8-30-14)
- 92 Charleston Southern (61 R, 31 P) at Charlotte (9-27-14)

FIRST DOWNS

- 39 Gardner-Webb vs. Belhaven (9-10-05)
- 36 Coastal Carolina at Charlotte (11-8-14)
- 35 Gardner-Webb at Charlotte (10-5-13)
- 34 Coastal Carolina vs. Hampton (9-21-13)
- 33 Coastal Carolina at Elon (9-28-13)
- 33 Monmouth vs. Columbia (10-11-14)
- 32 eight times

TOTAL OFFENSE YARDS PER PLAY

- 16.03 Liberty (39 for 625) vs. Brevard (9-13-14)
- 10.66 Stony Brook (65 for 693) vs. Pace (9-8-12)
- 10.45 VMI (62 for 648) vs. Presbyterian (11-22-08)
- 10.31 Presbyterian (49 for 505) vs. Point (10-26-13)
- 10.13 Stony Brook (67 for 679) vs. St. Anselm (10-15-11)
- 9.91 Coastal Carolina (56 for 555) at VMI (10-14-06)
- 9.69 Stony Brook (62 for 601) at Presbyterian (10-27-12)
- 9.69 Presbyterian (70 for 678) vs. Bluefield (9-6-14)
- 9.65 Charleston Southern (72 for 695) vs. West Virginia Wesleyan (10-15-05)
- 9.55 VMI (69 for 659) vs. Chowan (9-20-08)

MOST COMBINED TOTAL OFFENSE

- 1,212 Coastal Carolina (540) at Old Dominion (672), 12-1-12
- 1,190 Charleston Southern (617) at Charlotte (573), 9-27-14
- 1,169 Liberty (615) vs. Coastal Carolina (554), 10-19-13
- 1,164 Charleston Southern (695) vs. West Virginia Wesleyan (469), 10-15-05
- 1,158 Liberty (681) vs. Monmouth (477), 10-22-16
- 1,138 Liberty (501) at Appalachian State (637), 10-11-14
- 1,143 Coastal Carolina (596) at Gardner-Webb (547), 11-3-12
- 1,138 VMI (648) vs. Presbyterian (490), 11-22-08
- 1,133 Coastal Carolina (577) vs. The Citadel (556), 11-28-15
- 1,126 Presbyterian (429) at Appalachian State (697), 9-27-08

MOST COMBINED TOTAL OFFENSE, BIG SOUTH GAME

- 1,169 Liberty (615) vs. Coastal Carolina (554), 10-19-13
- 1,158 Liberty (681) vs. Monmouth (477), 10-22-16
- 1,143 Coastal Carolina (596) at Gardner-Webb (547), 11-3-12
- 1,075 VMI (540) at Presbyterian (535), 10-19-13
- 1,065 Coastal Carolina (534) vs. Liberty (531), 10-4-08
- 1,060 Gardner-Webb (533) at VMI (527), 10-22-05
- 1,024 VMI (531) vs. Charleston Southern (493), 11-3-07
- 1,015 Presbyterian (530) vs. Charleston Southern (485), 11-7-09
- 1,005 Stony Brook (525) vs. Gardner-Webb (480), 11-1-08
- 999 Stony Brook (537) vs. Liberty (462), 11-19-11

MOST COMBINED TOTAL PLAYS

- 187 Gardner-Webb (98) at Charlotte (89), 10-5-13
- 183 Gardner-Webb (99) at VMI (84), 10-22-05 (three overtimes)
- 173 Gardner-Webb (77) vs. Southeastern Louisiana (96), 11-20-04
- 169 Charleston Southern (90) at North Greenville (79), 9-29-07
- 169 Coastal Carolina (85) vs. Charlotte (84), 11-2-13
- 168 Gardner-Webb (95) vs. Elon (73), 9-12-15 (three overtimes)
- 167 Coastal Carolina (87) at Towson (80), 9-11-10 (five overtimes)
- 167 Liberty (74) at North Carolina (93), 8-30-14
- 167 Coastal Carolina (95) vs. Richmond (72), 12-6-14
- 165 Gardner-Webb (88) at Furman (77), 10-1-05

LOWEST COMBINED TOTAL OFFENSE

- 373 Gardner-Webb (149) at Wofford (224), 9-26-15
- 380 Liberty (323) vs. St. Paul's (57), 8-31-06
- 406 Stony Brook (147) at Brown (259), 9-20-08
- 406 Presbyterian (192) vs. Furman (214), 9-13-14
- 411 Gardner-Webb (330) vs. Virginia-Lynchburg (81), 9-13-14 (three quarters)
- 417 Charleston Southern (275) at Presbyterian (142), 10-17-15
- 426 Gardner-Webb (227) at Georgia Tech (199), 10-11-08
- 428 Gardner-Webb (279) vs. Wofford (149), 9-21-13
- 436 Coastal Carolina (177) at Stony Brook (259), 10-24-09
- 440 Charleston Southern (216) vs. North Greenville (224), 9-7-02

LOWEST COMBINED TOTAL OFFENSE, BIG SOUTH GAME

- 417 Charleston Southern (275) at Presbyterian (142), 10-17-15
- 436 Coastal Carolina (177) at Stony Brook (259), 10-24-09
- 442 Coastal Carolina (196) vs. Presbyterian (246), 11-5-11
- 444 Charleston Southern (199) vs. Liberty (245), 11-1-03
- 449 Charleston Southern (203) at Gardner-Webb (246), 11-16-13
- 475 Presbyterian (195) vs. Gardner-Webb (280), 10-31-15
- 485 Monmouth (239) at Gardner-Webb (246), 11-21-15
- 488 Gardner-Webb (237) vs. Charleston Southern (251), 10-29-11
- 489 Gardner-Webb (218) vs. VMI (271), 11-20-10
- 490 Liberty (315) at Presbyterian (175), 11-5-16

LOWEST COMBINED OFFENSIVE PLAYS

- 96 Edward Waters (54) vs. Edward Waters (42), 9-12-15 (10 minute quarters 2nd half)
- 98 Gardner-Webb (53) vs. Virginia-Lynchburg (45), 9-13-14 (three quarters)
- 104 Liberty (64) vs. St. Paul's (40), 8-31-06
- 106 Charleston Southern (46) at Alabama (60), 11-21-15
- 107 Charleston Southern (65) vs. Edward Waters (42), 10-27-12
- 107 Presbyterian (43) vs. Charleston Southern (64), 10-22-16

LOWEST COMBINED OFFENSIVE PLAYS, BIG SOUTH GAME

- 107 Presbyterian (43) vs. Charleston Southern (64), 10-22-16

SEASON - TEAM

TOTAL OFFENSE

7,162	Coastal Carolina	2013
6,487	Coastal Carolina	2014
5,757	Liberty	2014
5,741	Stony Brook	2011
5,691	Coastal Carolina	2012
5,678	Stony Brook	2012
5,617	Coastal Carolina	2006
5,459	Coastal Carolina	2015
5,360	Liberty	2008
5,275	Kennesaw State	2016

TOTAL OFFENSE YARDS PER GAME

479.5	Kennesaw State	2016
477.5	Coastal Carolina	2013
468.1	Coastal Carolina	2006
463.4	Coastal Carolina	2014
459.9	Liberty	2010
454.9	Coastal Carolina	2015
446.7	Liberty	2008
441.6	Stony Brook	2011
441.0	Gardner-Webb	2005
437.8	Coastal Carolina	2012

TOTAL OFFENSE YARDS PER PLAY

7.1	Coastal Carolina	2006
7.1	Stony Brook	2012
6.8	Liberty	2006
6.8	VMI	2008
6.8	Liberty	2008
6.8	Coastal Carolina	2013
6.7	Stony Brook	2011
6.7	Coastal Carolina	2015
6.7	Kennesaw State	2016
6.7	Charleston Southern	2016

TOTAL OFFENSIVE PLAYS

1,054	Coastal Carolina	2013
1,014	Coastal Carolina	2014
930	Liberty	2014
928	Coastal Carolina	2012
901	Charleston Southern	2013
899	Gardner-Webb	2013
870	Gardner-Webb	2005
864	Gardner-Webb	2003
860	Stony Brook	2011
854	Charleston Southern	2015

MOST 500-YARD TOTAL OFFENSE GAMES

7	Coastal Carolina	2013
6	Kennesaw State	2016
5	Gardner-Webb	2005
4	VMI	2007
4	Liberty	2010
4	Monmouth	2014
4	Charleston Southern	2016

MOST 600-YARD TOTAL OFFENSE GAMES

4	Coastal Carolina	2013
2	Stony Brook	2008
2	VMI	2008
2	Stony Brook	2012

CONSECUTIVE GAMES WITH 400 TOTAL OFFENSE YDS

9	Liberty (Sept. 27, 2008 – Nov. 22, 2008)
9	Kennesaw State (Sept. 10, 2016 – Nov. 12, 2016)
8	Stony Brook (Oct. 8, 2011 – Nov. 26, 2011)
7	Liberty (Oct. 20, 2007 – Sept. 6, 2008)
7	Coastal Carolina (Sept. 27, 2014 – Nov. 15, 2014)

CONSECUTIVE GAMES WITH 500 TOTAL OFFENSE YDS

4	Kennesaw State (Oct. 22, 2016 – Nov. 12, 2016)
3	five times

CONSECUTIVE GAMES WITH 600 TOTAL OFFENSE YDS

2	Stony Brook (Nov. 8, 2008 – Nov. 15, 2008)
---	--------------------------------------------

SEASON - INDIVIDUAL

TOTAL OFFENSE

4,080	Alex Ross, Coastal Carolina	2014
3,952	Tyler Thigpen, Coastal Carolina	2006
3,810	Mike Brown, Liberty	2010
3,633	Alex Ross, Coastal Carolina	2013
3,232	Aramis Hillary, Coastal Carolina	2012
3,218	Alex Ross, Coastal Carolina	2015
3,201	Josh Woodrum, Liberty	2014
3,178	Collin Drafts, Charleston Southern	2006
3,101	Mike Brown, Liberty	2011
3,010	Zach MacDowall, Coastal Carolina	2010

TOTAL OFFENSE PER GAME (min. 75% of team's games)

346.4	Mike Brown, Liberty	2010
329.3	Tyler Thigpen, Coastal Carolina	2006
310.1	Mike Brown, Liberty	2011
291.4	Alex Ross, Coastal Carolina	2014
288.9	Collin Drafts, Charleston Southern	2006
269.3	Aramis Hillary, Coastal Carolina	2012
268.2	Alex Ross, Coastal Carolina	2015
266.8	Josh Woodrum, Liberty	2014
265.2	Collin Drafts, Charleston Southern	2004
259.5	Alex Ross, Coastal Carolina	2013

TOTAL OFFENSIVE PLAYS

576	Alex Ross, Coastal Carolina	2014
511	Mike Brown, Liberty	2010
494	Lucas Beatty, Gardner-Webb	2014
492	Collin Drafts, Charleston Southern	2003
482	Aramis Hillary, Coastal Carolina	2012
478	Collin Drafts, Charleston Southern	2005
477	Alex Ross, Coastal Carolina	2013
475	Nick Roberts, Gardner-Webb	2003
469	Nick Roberts, Gardner-Webb	2004
455	Lucas Beatty, Gardner-Webb	2013

400-YARD TOTAL OFFENSE GAMES

3	Mike Brown, Liberty	2010
2	Devin Campbell, Gardner-Webb	2008
2	Alex Ross, Coastal Carolina	2014

300-YARD TOTAL OFFENSE GAMES

9	Tyler Thigpen, Coastal Carolina	2006
7	Mike Brown, Liberty	2010
7	Mike Brown, Liberty	2011
7	Alex Ross, Coastal Carolina	2014
6	Collin Drafts, Charleston Southern	2006
5	Aramis Hillary, Coastal Carolina	2012
4	Zach MacDowall, Coastal Carolina	2010
4	Alex Ross, Coastal Carolina	2015
3	Nick Roberts, Gardner-Webb	2004
3	Collin Drafts, Charleston Southern	2004
3	Devin Campbell, Gardner-Webb	2008
3	Eric Kordenbrock, VMI	2013
3	Alex Ross, Coastal Carolina	2013
3	Josh Woodrum, Liberty	2014
3	Tyrell Maxwell, Gardner-Webb	2016

CONSECUTIVE 300-YARD TOTAL OFFENSE GAMES, SINGLE SEASON

4	Collin Drafts, Charleston Southern (2006)
4	Alex Ross, Coastal Carolina (2014)
3	Tyler Thigpen, Coastal Carolina (2006)
3	Tyler Thigpen, Coastal Carolina (2006)
3	Tyler Thigpen, Coastal Carolina (2006)
3	Devin Campbell, Gardner-Webb (2008)
3	Mike Brown, Liberty (2010)

CAREER

TOTAL OFFENSE

11,482	Alex Ross, Coastal Carolina	2012-15
10,690	Josh Woodrum, Liberty	2012-15
10,571	Collin Drafts, Charleston Southern	2003-06
8,236	Tyler Thigpen, Coastal Carolina	2003-06
7,947	Mike Brown, Liberty	2008-11
7,897	Lucas Beatty, Gardner-Webb	2011-14
7,872	Nick Roberts, Gardner-Webb	2002-05
7,189	Brock Smith, Liberty	2005-08
7,139	Zach MacDowall, Coastal Carolina	2008-10
5,720	Eric Kordenbrock, VMI	2010-13

TOTAL OFFENSE PER GAME (min. 20 games)

244.3	Alex Ross, Coastal Carolina	2012-15
240.3	Collin Drafts, Charleston Southern	2003-06
232.4	Josh Woodrum, Liberty	2012-15
210.0	Zach MacDowall, Coastal Carolina	2008-10
200.9	Tyler Thigpen, Coastal Carolina	2003-06
196.8	Nick Roberts, Gardner-Webb	2002-05
193.0	Aramis Hillary, Coastal Carolina	2010-12
180.6	Mike Brown, Liberty	2008-11
179.5	Lucas Beatty, Gardner-Webb	2011-14
175.9	Brock Smith, Liberty	2005-08

TOTAL OFFENSIVE PLAYS

1,848	Collin Drafts, Charleston Southern	2003-06
1,565	Alex Ross, Coastal Carolina	2012-15
1,532	Josh Woodrum, Liberty	2012-15
1,454	Lucas Beatty, Gardner-Webb	2011-14
1,361	Nick Roberts, Gardner-Webb	2002-05
1,224	Tyler Thigpen, Coastal Carolina	2003-06
1,138	Eric Kordenbrock, VMI	2010-13
1,104	Mike Brown, Liberty	2008-11
1,085	Zach MacDowall, Coastal Carolina	2008-10
1,076	Stan Doolittle, Gardner-Webb	2006-09

AVERAGE YARDS PER PLAY (400-599 plays)

8.37	Kyle Essington, Stony Brook	2010-12
6.47	De'Angelo Henderson, Coastal Carolina	2013-15
6.37	A.J. Toscano, Charleston Southern	2008-10
6.15	Tim Maypray, VMI	2006-09
6.08	Dre Barnes, Liberty	2002-04

AVERAGE YARDS PER PLAY (600-999 plays)

7.81	Brock Smith, Liberty	2005-08
6.80	Miguel Maysonet, Stony Brook	2010-12
6.58	Aramis Hillary, Coastal Carolina	2010-12
6.54	Michael Coulter, Stony Brook	2009-11
6.14	Devin Campbell, Gardner-Webb	2005-08

AVERAGE YARDS PER PLAY (min. 1,000 plays)

7.34	Alex Ross, Coastal Carolina	2012-15
7.20	Mike Brown, Liberty	2008-11
6.98	Josh Woodrum, Liberty	2012-15
6.73	Tyler Thigpen, Coastal Carolina	2003-06
6.57	Zach MacDowall, Coastal Carolina	2008-10

400-YARD TOTAL OFFENSE GAMES

4	Alex Ross, Coastal Carolina	2012-15
3	Mike Brown, Liberty	2008-11
2	Devin Campbell, Gardner-Webb	2005-08

300-YARD TOTAL OFFENSE GAMES

16	Alex Ross, Coastal Carolina	2012-15
15	Mike Brown, Liberty	2008-11
11	Collin Drafts, Charleston Southern	2003-06
10	Tyler Thigpen, Coastal Carolina	2003-06
8	Josh Woodrum, Liberty	2012-15
7	Zach MacDowall, Coastal Carolina	2008-10
6	Nick Roberts, Gardner-Webb	2002-05
6	Aramis Hillary, Coastal Carolina	2010-12
5	Lucas Beatty, Gardner-Webb	2011-14
4	Devin Campbell, Gardner-Webb	2005-08
4	Eric Kordenbrock, VMI	2010-13

GAME - INDIVIDUAL

RECEPTIONS

- 16 Pat Kelly, Liberty at Coastal Carolina (10-27-12)
- 15 Chris Summers, Liberty at Lafayette (9-24-11)
- 14 Duvaughn Flagler, Gardner-Webb vs. Wofford (11-19-05)
- 14 Chris Summers, Liberty at Lafayette (9-19-09)
- 14 Pat Kelly, Liberty at Montana (9-15-12)
- 13 Eddie Gadson, Charleston Southern at Presbyterian (9-11-04)
- 13 Maurice Price, Charleston Southern vs. Liberty (11-12-05)
- 13 Maurice Price, Charleston Southern at Liberty (11-11-06)
- 13 Dee Brown, Charleston Southern at Wofford (9-8-07)
- 13 Darrin Peterson, Liberty at Monmouth (10-17-15)

RECEIVING YARDS

- 251 Kenny Cook, Gardner-Webb at VMI (10-18-14)
- 240 Chris Summers, Liberty at Stony Brook (11-19-11)
- 235 Pat Kelly, Liberty vs. Stony Brook (11-20-10)
- 232 Nathan Perera, Charleston Southern vs. Stony Brook (11-5-11)
- 214 Kevin Norrell, Stony Brook vs. Charleston Southern (10-6-12)
- 210 Duvaughn Flagler, Gardner-Webb vs. Wofford (11-19-05)
- 210 Darren Ambush, Monmouth at Liberty (10-22-16)
- 209 Tim Maypray, VMI vs. Charleston Southern (11-3-07)
- 207 Jerome Simpson, Coastal Carolina at Georgia Southern (9-16-06)
- 205 Chris Summers, Liberty at Lafayette (9-24-11)

TOUCHDOWN RECEPTIONS

- 4 Maurice Price, Charleston Southern vs. Savannah State (10-22-05)
- 3 William Andrews Jr., Gardner-Webb at VMI (10-18-03)
- 3 Jerome Simpson, Coastal Carolina vs. Charleston (WV) (10-9-04)
- 3 Duvaughn Flagler, Gardner-Webb vs. Wofford (11-19-05)
- 3 Gerald Stevenson, Charleston Southern at Stony Brook (10-18-08)
- 3 Dwayne Eley, Stony Brook at Coastal Carolina (10-25-08)
- 3 Chris Summers, Liberty vs. Savannah State (10-2-10)
- 3 Chris Summers, Liberty at VMI (10-16-10)
- 3 Matt Hazel, Coastal Carolina vs. Liberty (11-13-10)
- 3 Jordan Gush, Stony Brook vs. Charleston Southern (10-6-12)
- 3 Kevin Norrell, Stony Brook at Presbyterian (10-27-12)
- 3 Kevin Norrell, Stony Brook vs. VMI (11-3-12)
- 3 Darrin Peterson, Liberty vs. Richmond (10-4-14)
- 3 Darrin Peterson, Liberty vs. Charleston Southern (11-15-14)
- 3 Darrin Peterson, Liberty vs. Kennesaw State (10-24-15)

MOST CONSECUTIVE GAMES WITH A RECEIVING TOUCHDOWN

- 9 Jerome Simpson, Coastal Carolina (9-30-06 to 9-1-07)
- 6 Duvaughn Flagler, Gardner-Webb (9-29-07 to 11-3-07)
- 5 Tim Maypray, VMI (9-29-07 to 11-10-07)
- 5 Matt Hazel, Coastal Carolina (11-12-11 to 9-15-12)
- 5 Kevin Norrell, Stony Brook (10-6-12 to 11-3-12)
- 5 Samuel Patterson, VMI (10-12-13 to 11-9-13)
- 4 Duvaughn Flagler, Gardner-Webb (11-12-05 to 9-9-06)
- 4 Dee Brown, Charleston Southern (9-22-07 to 10-20-07)
- 4 Jerome Simpson, Coastal Carolina (10-27-07 to 11-17-07)
- 4 Dobson Collins, Gardner-Webb (10-18-08 to 11-8-08)
- 4 Matt Brevi, Stony Brook (11-12-11 to 12-3-11)
- 4 Darrin Peterson, Liberty (11-1-14 to 11-22-14)
- 4 Justin Sumpter, Kennesaw State (9-3-16 to 10-1-16)
- 4 Dante' Shells, Liberty (9-10-16 to 10-1-16)

MOST CONSECUTIVE GAMES WITH A RECEIVING TOUCHDOWN, START OF SEASON

- 4 Justin Sumpter, Kennesaw State (9-3-16 to 10-1-16)

MOST CONSECUTIVE GAMES WITH MULTI-TOUCHDOWNS RECEIVING

- 3 William Andrews Jr., Gardner-Webb (2002-03)
- 3 Jerome Simpson, Coastal Carolina (2007)
- 3 Kevin Norrell, Stony Brook (2012)

CONSECUTIVE 100-YARD RECEIVING GAMES

- 6 Kevin Norrell, Stony Brook (Oct. 6, 2012 - Nov. 10, 2012)
- 4 Maurice Price, Charleston Southern (Oct. 15, 2005 - Nov. 12, 2005)
- 4 Darrin Peterson, Liberty (Sept. 13, 2014 - Oct. 4, 2014)
- 4 William Andrews Jr., Gardner-Webb (Nov. 9, 2002 - Aug. 30, 2003)
- 3 Dominic Bolden, Liberty (Oct. 18, 2008 - Nov. 1, 2008)
- 3 Darrin Peterson, Liberty (Oct. 10, 2015 - Oct. 24, 2015)

AVERAGE YARDS PER CATCH (5-9 receptions)

- 41.80 Tim Maypray (5 for 209), VMI vs. Charleston Southern (11-3-07)
- 33.60 Erick Harris (5 for 168), Liberty at Akron (10-12-02)
- 33.00 Gerald Stevenson (6 for 198), Charleston Southern vs. Mars Hill (9-18-10)
- 30.60 Arketa Banks (5 for 153), Elon at Northwestern State (10-5-02)
- 30.33 Darrin Peterson (6 for 182), Liberty vs. Brevard (9-13-14)
- 30.00 Darren Ambush (7 for 210), Monmouth vs. Liberty (10-22-16)
- 28.80 Neal Sterling (5 for 144), Monmouth at Robert Morris (10-4-14)
- 28.33 Dante Shells (6 for 170), Liberty vs. Robert Morris (10-1-16)
- 28.00 Chris Jones (6 for 168), Coastal Carolina at Liberty (11-19-15)
- 27.80 Aaron Dunklin (5 for 139), Charleston Southern vs. West Virginia St. (9-20-03)

AVERAGE YARDS PER CATCH (min. 10 receptions)

- 24.00 Chris Summers (10 for 240), Liberty at Stony Brook (11-19-11)
- 23.50 Pat Kelly (10 for 235), Liberty vs. Stony Brook (11-20-10)
- 23.20 Nathan Perera (10 for 232), Charleston Southern vs. Stony Brook (11-5-11)
- 20.92 Kenny Cook (12 for 251), Gardner-Webb at VMI (10-18-14)
- 19.80 Mike Brown (10 for 198), Liberty at Gardner-Webb (11-14-09)
- 18.55 Corvaughn Archie (11 for 204), Charleston Southern vs. Coastal Caro. (11-12-11)
- 16.70 Reggie White Jr. (10 for 167), Monmouth vs. Fordham (10-1-16)
- 16.64 Neal Sterling (11 for 183), Monmouth at Lehigh (9-27-14)
- 16.20 Jerome Simpson (10 for 162), Coastal Carolina vs. James Madison (9-10-05)
- 15.80 Maurice Price (10 for 158), Charleston So. vs. WV Wesleyan (10-15-05)

RECEPTIONS BY A RUNNING BACK/FULLBACK

- 9 Jermaine Boston, Gardner-Webb at VMI (10-22-05)
- 9 T.J. Talley, VMI at Liberty (11-5-11)
- 9 Lavon Chaney, Monmouth at Lehigh (9-27-14)
- 8 David Montgomery, Gardner-Webb at Wofford (10-13-07)
- 8 S.J. Worrell, Presbyterian at Gardner-Webb (10-15-08)
- 8 Brock Jackolski, Stony Brook at Coastal Carolina (10-23-10)
- 8 De'Angelo Henderson, Coastal Carolina vs. Elon (9-27-14)
- 7 several times

RECEIVING YARDS BY A RUNNING BACK/FULL BACK

- 129 De'Angelo Henderson, Coastal Carolina at Furman (9-5-15)
- 110 Chaston Bennett, Kennesaw State at Gardner-Webb (10-22-16)
- 98 Dre Barnes, Liberty at Elon (11-9-02)
- 95 Chetyuane Reede, Presbyterian vs. Liberty (11-1-08)
- 94 Sean Mizzer, VMI vs. Georgetown (9-27-03)
- 93 David Montgomery, Gardner-Webb vs. Southern Virginia (10-24-09)
- 90 Travis Mays, Charleston Southern at The Citadel (11-21-02)
- 90 Gabe Itoka, VMI vs. Lock Haven (9-4-10)
- 90 De'Angelo Henderson, Coastal Carolina vs. Elon (9-27-14)
- 90 Chaston Bennett, Kennesaw State vs. Point (10-10-15)

TOUCHDOWN RECEPTIONS BY A RUNNING BACK/FULLBACK

- 2 Sam Gado, Liberty vs. Appalachian State (9-21-02)
- 2 Mike Maleski, VMI vs. Gardner-Webb (10-22-05)
- 2 David Montgomery, Gardner-Webb vs. Southern Virginia (10-24-09)
- 2 Rashad Jennings, Liberty at Coastal Carolina (10-4-08)
- 2 Jabari Turner, VMI vs. Chowan (9-8-12)
- 2 Earnest Harmon, Gardner-Webb at Charlotte (10-5-13)
- 2 De'Angelo Henderson, Coastal Carolina vs. Alabama A&M (10-3-15)

RECEPTIONS BY A TIGHT END

- 9 Seth Cranfill, Gardner-Webb vs. Samford (9-15-12)
- 8 Chris Luck, Liberty at Gardner-Webb (10-29-05)
- 7 Seth Cranfill, Gardner-Webb vs. MidAmerica Nazarene (10-13-12)
- 7 Mario Thompson, VMI vs. Liberty (11-17-12)
- 7 Seth Cranfill, Gardner-Webb at The Citadel (9-27-14)
- 7 Mike Estes, Gardner-Webb at Monmouth (11-22-14)
- 6 David Duran, Coastal Carolina at Towson (9-19-09)
- 6 Mike Estes, Gardner-Webb at Charleston Southern (11-8-14)
- 6 Mike Estes, Gardner-Webb vs. Coastal Carolina (10-15-16)
- 6 Mike Estes, Gardner-Webb at Charleston Southern (11-5-16)

RECEIVING YARDS BY A TIGHT END

- 114 Mario Thompson, VMI at Richmond (9-17-11)
- 110 Tommy Shaver, Liberty at Gardner-Webb (10-8-11)
- 93 Kendall Couamin, Liberty vs. Charleston Southern (11-12-16)
- 92 Jamie Childers, Coastal Carolina at Charleston Southern (11-12-11)
- 89 Rodney Burgess, Coastal Carolina vs. Elon (9-2-06)
- 89 Mike Estes, Gardner-Webb at South Alabama (9-5-15)
- 88 David Duran, Coastal Carolina at Towson (9-19-09)
- 86 David Duran, Coastal Carolina vs. Liberty (11-13-10)*
- 86 Seth Cranfill, Gardner-Webb vs. Coastal Carolina (11-1-14)
- 85 Rodney Burgess, Coastal Carolina at Wofford (9-9-06)

TOUCHDOWN RECEPTIONS BY A TIGHT END

- 2 eight times, last by Mike Estes, Gardner-Webb at South Alabama (9-5-15)

SEASON - INDIVIDUAL

RECEPTIONS

103	Maurice Price, Charleston Southern	2006
85	Darrin Peterson, Liberty	2014
80	Pat Kelly, Liberty	2012
79	Aaron Dunklin, Charleston Southern	2003
76	William Andrews Jr., Gardner-Webb	2003
76	Dobson Collins, Gardner-Webb	2008
76	Chris Summers, Liberty	2010
76	Kenny Cook, Gardner-Webb	2013
72	Maurice Price, Charleston Southern	2005
71	Bruce Mapp, Coastal Carolina	2014

RECEPTIONS PER GAME

9.36	Maurice Price, Charleston Southern	2006
7.60	Chris Summers, Liberty	2010
7.27	Pat Kelly, Liberty	2012
6.91	Dobson Collins, Gardner-Webb	2008
6.90	Eddie Gadson, Charleston Southern	2004
6.80	Darrin Peterson, Liberty	2015
6.58	Aaron Dunklin, Charleston Southern	2003
6.40	Kenny Cook, Gardner-Webb	2014
6.33	William Andrews Jr., Gardner-Webb	2003
6.33	Kenny Cook, Gardner-Webb	2013

RECEIVING YARDS

1,388	Kevin Norrell, Stony Brook	2012
1,379	Darrin Peterson, Liberty	2014
1,081	Chris Summers, Liberty	2010
1,077	Jerome Simpson, Coastal Carolina	2006
1,056	Dominic Bolden, Liberty	2008
1,043	Maurice Price, Charleston Southern	2005
1,025	Aaron Dunklin, Charleston Southern	2003
1,014	Chris Summers, Liberty	2011
1,008	Kenny Cook, Gardner-Webb	2013
990	Matt Hazel, Coastal Carolina	2013

TOUCHDOWN RECEPTIONS

16	Jerome Simpson, Coastal Carolina	2006
15	Chris Summers, Liberty	2010
15	Kevin Norrell, Stony Brook	2012
13	William Andrews Jr., Gardner-Webb	2003
13	Du Vaughn Flagler, Gardner-Webb	2005
12	Darrin Peterson, Liberty	2014
11	Jerome Simpson, Coastal Carolina	2007
10	Maurice Price, Charleston Southern	2006
10	Dobson Collins, Gardner-Webb	2008
9	eight times	

RECEIVING YARDS PER CATCH (min. 2 receptions pg)

22.4	Dante Shells, Liberty	2014
21.5	Sean Adegbola, Presbyterian	2009
21.0	Kevin Norrell, Stony Brook	2012
20.2	Justin Sumpter, Kennesaw State	2015
20.0	Erick Harris, Liberty	2002
20.0	Kameron Brown, Charleston Southern	2016
19.9	Matt Brevi, Stony Brook	2011
19.8	Tim Maypray, VMI	2007
19.0	Lauren Williams, Liberty	2003
19.0	Donald Porter, Stony Brook	2009

RECEIVING YARDS PER GAME (min. 75% of team's games)

108.1	Chris Summers, Liberty	2010
106.8	Kevin Norrell, Stony Brook	2012
98.5	Darrin Peterson, Liberty	2014
92.2	Chris Summers, Liberty	2011
90.6	Darrin Peterson, Liberty	2015
90.5	Neal Sterling, Monmouth	2014
89.8	Jerome Simpson, Coastal Carolina	2006
89.5	Maurice Price, Charleston Southern	2006
88.0	Dominic Bolden, Liberty	2008
85.4	Aaron Dunklin, Charleston Southern	2003

TEAMMATES WITH 50 RECEPTIONS, SAME SEASON

2	CSU (Gadson - 69, Seabrook - 54)	2004
2	GWU (Flagler - 59, Collins - 51)	2007
2	GWU (Collins - 76, Perry III - 55)	2008
2	LU (Summers - 76, Hayes - 56)	2010
2	CCU (Mapp - 71, Blanks - 52)	2014
2	LU (Peterson - 85, Henderson - 56)	2014

10-RECEPTION GAMES

5	Maurice Price, Charleston Southern	2006
4	Reggie White Jr., Monmouth	2016
3	Eddie Gadson, Charleston Southern	2004
3	Maurice Price, Charleston Southern	2005
3	Darrin Peterson, Liberty	2014
2	Zohn Burden, VMI	2004
2	Mike Brown, Liberty	2009
2	Chris Summers, Liberty	2011
2	Pat Kelly, Liberty	2012
2	Kenny Cook, Gardner-Webb	2013

200-YARD RECEIVING GAMES

2	Chris Summers, Liberty	2011
1	Du Vaughn Flagler, Gardner-Webb	2005
1	Jerome Simpson, Coastal Carolina	2006
1	Tim Maypray, VMI	2007
1	Pat Kelly, Liberty	2010
1	Nathan Perera, Charleston Southern	2011
1	Corvaughn Archie, Charleston Southern	2011
1	Kevin Norrell, Stony Brook	2012
1	Kenny Cook, Gardner-Webb	2014
1	Darren Ambush, Monmouth	2016

100-YARD RECEIVING GAMES

8	Darrin Peterson, Liberty	2014
7	Kevin Norrell, Stony Brook	2012
6	Maurice Price, Charleston Southern	2005
6	Chris Summers, Liberty	2010
5	Jerome Simpson, Coastal Carolina	2006
5	Kenny Cook, Gardner-Webb	2013
4	seven players	

CONSECUTIVE 100-YARD RECEIVING GAMES, SINGLE SEASON

6	Kevin Norrell, Stony Brook (2012)
4	Maurice Price, Charleston Southern (2005)
4	Darrin Peterson, Liberty (2014)
3	Dominic Bolden, Liberty (2008)
3	Darrin Peterson, Liberty (2015)

MULTI-RECEIVING TOUCHDOWN GAMES

5	Jerome Simpson, Coastal Carolina	2006
5	Chris Summers, Liberty	2010
4	William Andrews Jr., Gardner-Webb	2003
4	Du Vaughn Flagler, Gardner-Webb	2005
4	Kevin Norrell, Stony Brook	2012
3	several tied with	

4-TD RECEIVING GAMES

1	Maurice Price, Charleston Southern	2005
---	------------------------------------	------

3-TD RECEIVING GAMES

2	Chris Summers, Liberty	2010
2	Kevin Norrell, Stony Brook	2012
2	Darrin Peterson, Liberty	2014
1	William Andrews Jr., Gardner-Webb	2003
1	Jerome Simpson, Coastal Carolina	2004
1	Maurice Price, Charleston Southern	2005
1	Du Vaughn Flagler, Gardner-Webb	2005
1	Gerald Stevenson, Charleston Southern	2008
1	Dwayne Eley, Stony Brook	2008
1	Matt Hazel, Coastal Carolina	2010
1	Jordan Gush, Stony Brook	2012
1	Darrin Peterson, Liberty	2015

RECEPTIONS, RUNNING BACK

49	Lavon Chaney, Monmouth	2014
42	S.J. Worrell, Presbyterian	2008
40	De'Angelo Henderson, Coastal Carolina	2015
35	David Montgomery, Gardner-Webb	2007
34	Chetyuane Reeder, Presbyterian	2008
34	T.J. Talley, VMI	2011
33	De'Angelo Henderson, Coastal Carolina	2014
30	Eric O'Neal, Coastal Carolina	2010
29	Jermaine Boston, Gardner-Webb	2005
29	Antwan Ivey, Charleston Southern	2009

RECEIVING YARDS, RUNNING BACK

473	Chetyuane Reeder, Presbyterian	2008
403	De'Angelo Henderson, Coastal Carolina	2015
359	Lavon Chaney, Monmouth	2014
336	Derrick Ziglar, VMI	2013
317	Aundres Perkins, Coastal Carolina	2006
315	Chaston Bennett, Kennesaw State	2016
301	Jabari Turner, VMI	2012
289	De'Angelo Henderson, Coastal Carolina	2014
276	Rashad Jennings, Liberty	2007
247	Eric O'Neal, Coastal Carolina	2010
247	Jeremy Height, Coastal Carolina	2012

RECEIVING YARDS PER CATCH, RBs (min. 2 receptions pg)

13.9	Chetyuane Reeder, Presbyterian	2008
13.4	Derrick Ziglar, VMI	2013
12.7	Aundres Perkins, Coastal Carolina	2006
12.0	Jabari Turner, VMI	2012
10.3	Aldreakis Allen, Liberty	2011
10.1	Jermaine Boston, Gardner-Webb	2005
10.1	De'Angelo Henderson, Coastal Carolina	2015
9.5	Sean Mizzer, VMI	2003
8.8	Jeremy Height, Coastal Carolina	2012
8.8	De'Angelo Henderson, Coastal Carolina	2014

TOUCHDOWN RECEPTIONS, RUNNING BACK

5	Chaston Bennett, Kennesaw State	2016
3	Sam Gado, Liberty	2002
3	Sam Gado, Liberty	2003
3	Brock Jackolski, Stony Brook	2011
3	Earnest Harmon, Gardner-Webb	2013
3	De'Angelo Henderson, Coastal Carolina	2015

RECEPTIONS, TIGHT END

41	Mike Estes, Gardner-Webb	2016
37	Seth Cranfill, Gardner-Webb	2012
37	Seth Cranfill, Gardner-Webb	2014
34	David Duran, Coastal Carolina	2010
34	Mike Estes, Gardner-Webb	2014
30	Dexter Herman, Liberty	2014
29	Mike Estes, Gardner-Webb	2015
27	Jason Bright, Gardner-Webb	2002
24	Chris Luck, Liberty	2005
24	Josh Miller, Gardner-Webb	2010

RECEIVING YARDS, TIGHT END

494	Mike Estes, Gardner-Webb	2016
472	David Duran, Coastal Carolina	2010
442	Dexter Herman, Liberty	2014
408	Mike Estes, Gardner-Webb	2014
401	Seth Cranfill, Gardner-Webb	2014
366	Seth Cranfill, Gardner-Webb	2012
353	Mike Estes, Gardner-Webb	2015
307	Tommy Shaver, Liberty	2011
303	Josh Miller, Gardner-Webb	2010
300	Rodney Burgess, Coastal Carolina	2006

TOUCHDOWN RECEPTIONS, TIGHT END

5	Mike Estes, Gardner-Webb	2015
4	Tyrese Harris, Charleston Southern	2008
4	Clayton Coffman, Charleston Southern	2008
4	Will Quarles, Liberty	2009
4	Brandon Apon, Liberty	2013

RECEIVING YARDS PER CATCH, TEs (min. 2 receptions pg)

14.7	Dexter Herman, Liberty	2014
13.9	David Duran, Coastal Carolina	2010
12.6	Josh Miller, Gardner-Webb	2010
12.2	Mike Estes, Gardner-Webb	2015
12.0	Mike Estes, Gardner-Webb	2014
12.0	Mike Estes, Gardner-Webb	2016
11.3	Josh Miller, Gardner-Webb	2008
10.8	Seth Cranfill, Gardner-Webb	2014
10.7	Hakeem Valles, Monmouth	2015
10.0	Chris Luck, Liberty	2005

CAREER

RECEPTIONS

223	James Perry III, Gardner-Webb	2008-11
215	Darrin Peterson, Liberty	2012-15
202	Maurice Price, Charleston Southern	2004-06
188	Du Vaughn Flagler, Gardner-Webb	2004-07
188	Chris Summers, Liberty	2008-11
188	Kenny Cook, Gardner-Webb	2012-14
183	Matt Hazel, Coastal Carolina	2010-13
166	Gerald Stevenson, Charleston So.	2007-10
162	Pat Kelly, Liberty	2009-12
161	Jerome Simpson, Coastal Carolina	2004-07

RECEPTIONS PER GAME (min. 100 receptions)

7.77	Maurice Price, Charleston Southern	2004-06
5.70	Kenny Cook, Gardner-Webb	2012-14
5.50	William Andrews Jr., Gardner-Webb	2002-03
5.19	James Perry III, Gardner-Webb	2008-11
5.17	Aaron Dunklin, Charleston Southern	2002-03
4.73	REGGIE WHITE JR., Monmouth	2015-
4.67	Darrin Peterson, Liberty	2012-15
4.48	Du Vaughn Flagler, Gardner-Webb	2004-07
4.44	Zohn Burden, VMI	2003-05
4.27	Chris Summers, Liberty	2008-11

RECEIVING YARDS

3,170	Darrin Peterson, Liberty	2012-15
2,720	Jerome Simpson, Coastal Carolina	2004-07
2,712	Chris Summers, Liberty	2008-11
2,673	James Perry III, Gardner-Webb	2008-11
2,553	Matt Hazel, Coastal Carolina	2010-13
2,552	Du Vaughn Flagler, Gardner-Webb	2004-07
2,432	Kenny Cook, Gardner-Webb	2012-14
2,429	Maurice Price, Charleston Southern	2004-06
2,140	Gerald Stevenson, Charleston Southern	2007-10
2,107	Pat Kelly, Liberty	2009-12

TOUCHDOWN RECEPTIONS

44	Jerome Simpson, Coastal Carolina	2004-07
31	Du Vaughn Flagler, Gardner-Webb	2004-07
28	Matt Hazel, Coastal Carolina	2010-13
27	Darrin Peterson, Liberty	2012-15
26	Chris Summers, Liberty	2008-11
21	William Andrews Jr., Gardner-Webb	2002-03
21	Kenny Cook, Gardner-Webb	2012-14
20	Kevin Norrell, Stony Brook	2011-12
20	Jordan Gush, Stony Brook	2009-12
19	Maurice Price, Charleston Southern	2004-06

RECEIVING YARDS PER CATCH (75-99 receptions)

17.7	John Israel, Coastal Carolina	2012-15
17.6	Lauren Williams, Liberty	2003-05
17.0	Matt Brevi, Stony Brook	2009-11
14.8	DeMario Bennett, Coastal Carolina	2011-13
14.1	Chris Noble, Coastal Carolina	2003-06
13.3	Kwame Krakue, Charleston Southern	2007-10
12.7	Harry Seabrook, Charleston Southern	2002-04
12.5	Dee Brown, Charleston Southern	2007-08
12.5	Mike Brown, Liberty	2008-11
12.0	Colton Korn, Charleston Southern	2013-16

RECEIVING YARDS PER CATCH (min. 100 receptions)

19.3	Kevin Norrell, Stony Brook	2011-12
17.3	Dominic Bolden, Liberty	2005-08
17.3	Dante' Shells, Liberty	2013-16
16.9	Jerome Simpson, Coastal Carolina	2004-07
15.2	Nathan Perera, Charleston Southern	2010-15
14.7	Markus Murry, Charleston Southern	2005-08
14.7	Darrin Peterson, Liberty	2012-15
14.4	Chris Summers, Liberty	2008-11
14.3	Bruce Mapp, Coastal Carolina	2013-15
14.1	Aaron Dunklin, Charleston Southern	2002-03

RECEIVING YARDS PER GAME (min. 20 games)

93.4	Maurice Price, Charleston Southern	2004-06
79.3	Kevin Norrell, Stony Brook	2011-12
75.5	William Andrews Jr., Gardner-Webb	2002-03
73.7	Kenny Cook, Gardner-Webb	2012-14
72.8	Aaron Dunklin, Charleston Southern	2002-03
68.9	Darrin Peterson, Liberty	2012-15
66.5	Eddie Gadson, Charleston Southern	2003-04
62.2	James Perry III, Gardner-Webb	2008-11
62.1	REGGIE WHITE JR., Monmouth	2015-
61.6	Chris Summers, Liberty	2008-11

10-RECEPTION GAMES

8	Maurice Price, Charleston Southern	2004-06
4	Chris Summers, Liberty	2008-11
4	Darrin Peterson, Liberty	2012-15
4	REGGIE WHITE JR., Monmouth	2015-
3	Eddie Gadson, Charleston Southern	2003-04
3	Du Vaughn Flagler, Gardner-Webb	2004-07
3	Pat Kelly, Liberty	2009-12
3	Kenny Cook, Gardner-Webb	2012-14

200-YARD RECEIVING GAMES

2	Chris Summers, Liberty	2008-11
1	Du Vaughn Flagler, Gardner-Webb	2004-07
1	Jerome Simpson, Coastal Carolina	2004-07
1	Tim Maypray, VMI	2006-09
1	Pat Kelly, Liberty	2009-12
1	Kevin Norrell, Stony Brook	2011-12
1	Corvaughn Archie, Charleston Southern	2011-12
1	Nathan Perera, Charleston Southern	2010-15
1	Kenny Cook, Gardner-Webb	2012-14
1	Darren Ambush, Monmouth	2014-16

100-YARD RECEIVING GAMES

15	Darrin Peterson, Liberty	2012-15
10	Maurice Price, Charleston Southern	2004-06
10	Chris Summers, Liberty	2008-11
10	Kenny Cook, Gardner-Webb	2012-14
9	Kevin Norrell, Stony Brook	2011-12
8	James Perry III, Gardner-Webb	2008-11
7	Jerome Simpson, Coastal Carolina	2004-07
7	Du Vaughn Flagler, Gardner-Webb	2004-07
6	five players tied with	

MULTI-RECEIVING TOUCHDOWN GAMES

14	Jerome Simpson, Coastal Carolina	2004-07
7	William Andrews Jr., Gardner-Webb	2002-03
7	Matt Hazel, Coastal Carolina	2010-13
6	Kory Alston, Gardner-Webb	2003-06
6	Du Vaughn Flagler, Gardner-Webb	2004-07
6	Chris Summers, Liberty	2008-11
6	Kenny Cook, Gardner-Webb	2012-14
6	Darrin Peterson, Liberty	2012-15
5	Maurice Price, Charleston Southern	2004-06
4	Dominic Bolden, Liberty	2005-08
4	Gerald Stevenson, Charleston Southern	2007-10
4	Kevin Norrell, Stony Brook	2011-12

4-TD RECEIVING GAMES

1	Maurice Price, Charleston Southern	2004-06
---	------------------------------------	---------

3-TD RECEIVING GAMES

3	Darrin Peterson, Liberty	2012-15
2	Chris Summers, Liberty	2008-11
2	Kevin Norrell, Stony Brook	2011-12

50-RECEPTION SEASONS

3	Du Vaughn Flagler, Gardner-Webb	2004-07
3	James Perry III, Gardner-Webb	2008-11
3	Darrin Peterson, Liberty	2012-15
2	Zohn Burden, VMI	2003-05
2	Maurice Price, Charleston Southern	2004-06
2	Dobson Collins, Gardner-Webb	2005-08
2	Gerald Stevenson, Charleston Southern	2007-10
2	Chris Summers, Liberty	2008-11
2	Matt Hazel, Coastal Carolina	2010-13
2	Kenny Cook, Gardner-Webb	2012-14
2	Tobi Antigha, Presbyterian	2011-14
2	Bruce Mapp, Coastal Carolina	2013-15

1,000 RECEIVING YARD SEASONS

2	Chris Summers, Liberty	2008-11
1	Aaron Dunklin, Charleston Southern	2002-03
1	Maurice Price, Charleston Southern	2004-06
1	Jerome Simpson, Coastal Carolina	2004-07
1	Dominic Bolden, Liberty	2005-08
1	Kevin Norrell, Stony Brook	2011-12
1	Kenny Cook, Gardner-Webb	2012-14
1	Darrin Peterson, Liberty	2012-15

MOST RECEPTIONS, RUNNING BACK

90	Lavon Chaney, Monmouth	2014-16
77	De'Angelo Henderson, Coastal Caro.	2013-15
75	David Montgomery, Gardner-Webb	2006-09
70	Eric O'Neal, Coastal Carolina	2007-10
68	Jermaine Boston, Gardner-Webb	2002-05
66	Aldreakis Allen, Liberty	2009-13
64	Sean Mizzer, VMI	2003-06
58	Juanne Blount, Gardner-Webb	2010-14
54	Jeremy Height, Coastal Carolina	2009-12
53	Lance Byrd, Presbyterian	2009-12

RECEIVING YARDS, RUNNING BACK

731	De'Angelo Henderson, Coastal Carolina	2013-15
721	Lavon Chaney, Monmouth	2014-16
583	Chaston Bennett, Kennesaw State	2015-16
574	Sean Mizzer, VMI	2003-06
557	Eric O'Neal, Coastal Carolina	2007-10
547	David Montgomery, Gardner-Webb	2006-09
532	Aldreakis Allen, Liberty	2009-13
528	Mike Holloway, Charleston Southern	2013-16
522	Rashad Jennings, Liberty	2006-08
485	Jermaine Boston, Gardner-Webb	2002-05

TOUCHDOWN RECEPTIONS, RUNNING BACK

7	Chaston Bennett, Kennesaw State	2015-16
6	Sam Gado, Liberty	2002-04
5	Brock Jackolski, Stony Brook	2010-11
5	Mike Holloway, Charleston Southern	2013-16
4	Rashad Jennings, Liberty	2006-08
4	David Montgomery, Gardner-Webb	2006-09
4	Miguel Maysonet, Stony Brook	2010-12
4	De'Angelo Henderson, Coastal Caro.	2013-15
3	seven players tied with	

MOST RECEPTIONS, TIGHT END

122	Mike Estes, Gardner-Webb	2013-16
90	Seth Cranfill, Gardner-Webb	2010-14
65	David Duran, Coastal Carolina	2009-12
59	Josh Miller, Gardner-Webb	2007-10
47	Mario Thompson, VMI	2010-13
46	Chris Luck, Liberty	2004-07
42	Joey Gilkey, Presbyterian	2010-13
40	Hakeem Valles, Monmouth	2014-15
36	Dexter Herman, Liberty	2011-14
35	Nathan Prater, Charleston Southern	2012-15

MOST RECEIVING YARDS, TIGHT END

1,533	Mike Estes, Gardner-Webb	2013-16
910	David Duran, Coastal Carolina	2009-12
899	Seth Cranfill, Gardner-Webb	2010-14
672	Josh Miller, Gardner-Webb	2007-10
570	Mario Thompson, VMI	2010-13
569	Chris Luck, Liberty	2004-07
526	Dexter Herman, Liberty	2011-14
511	Nathan Prater, Charleston Southern	2012-15
491	Hakeem Valles, Monmouth	2014-15
460	Tommy Shaver, Liberty	2008-11

TOUCHDOWN RECEPTIONS, TIGHT END

10	Mike Estes, Gardner-Webb	2013-16
8	Brandon Apon, Liberty	2010-13
6	Bryan Meers, Charleston Southern	2004-05
6	Clayton Coffman, Charleston So.	2006-09
6	Joey Gilkey, Presbyterian	2010-13
6	Nathan Prater, Charleston Southern	2012-15
6	Thomas Pauciello, Coastal Carolina	2012-15
5	Tyrese Harris, Charleston Southern	2005-09
5	Josh Atkinson, Charleston Southern	2007-10
5	David Duran, Coastal Carolina	2009-12
5	Mario Thompson, VMI	2010-13
5	Seth Cranfill, Gardner-Webb	2010-14

GAME - INDIVIDUAL

INTERCEPTIONS

- 4 Davonte Anderson, Stony Brook vs. Gardner-Webb (11-13-10)
- 3 Christian Kelly, VMI at Charleston Southern (10-21-06)
- 3 Marrio Norman, Coastal Carolina vs. Presbyterian (10-20-07)
- 3 Josh Norman, Coastal Carolina vs. Gardner-Webb (11-7-09)
- 3 Cedrick Moore, Stony Brook at Brown (9-18-10)
- 3 Charles James, Charleston Southern at Liberty (10-9-10)
- 3 Dontavais Johnson, Coastal Carolina vs. North Carolina A&T (9-1-12)
- 3 Payton Minnich, Monmouth vs. Columbia (10-11-14)
- 3 Jacob Hagen, Liberty vs. Charleston Southern (11-15-14)
- 3 Dante Blackmon, Kennesaw State at Duquesne (9-24-16)

INTERCEPTION RETURN YARDS

- 123 Erick Harris (2 returns), Liberty vs. Hofstra (11-22-03)
- 100 Antwain Harvey (1 return), Charleston Southern at Presbyterian (11-7-09)
- 100 KaJuan Lee (1 return), Liberty at Charleston Southern (10-22-11)
- 90 Justin Huggard (2 returns), VMI vs. Charleston Southern (10-11-03)
- 90 Robert Mason (1 return), VMI vs. Lehigh (9-24-05)
- 87 Lorenzo Mathis (1 return), Charleston Southern vs. East Tenn. State (9-17-15)
- 81 Philip Ashley (1 return), Charleston Southern vs. North Greenville (9-27-08)
- 76 Mark Williams, Presbyterian at Davidson (9-29-12)
- 74 Quinton Teal (1 return), Coastal Carolina at Savannah State (11-5-05)
- 73 Quinn Backus (1 return), Coastal Carolina vs. Gardner-Webb (10-12-13)
- 73 Jacob Hagen (2 returns), Liberty at Presbyterian (11-1-14)

YARDS PER INTERCEPTION RETURN (min. 2 interceptions)

- 61.5 Erick Harris (2 for 123), Liberty vs. Hofstra (11-22-03)
- 45.0 Justin Huggard (2 for 90), VMI vs. Charleston Southern (10-11-03)
- 36.5 Jacob Hagen (2 for 73), Liberty at Presbyterian (11-1-14)
- 35.5 Joe Johnson (2 for 71), Monmouth vs. Gardner-Webb (11-22-14)
- 24.0 Jacob Hagen (2 for 48), Liberty at Charleston Southern (11-23-13)
- 22.5 Nick Nester (2 for 45), Charleston Southern vs. West Virginia State (9-21-02)
- 20.5 Dominique Davenport (2 for 41), Coastal Carolina vs. Western Illinois (11-27-10)
- 19.0 Dante Blackmon (3 for 57), Kennesaw State at Duquesne (9-24-16)
- 18.0 Greg Williamson (2 for 36), Coastal Carolina vs. Liberty (10-23-04)
- 17.5 Allen Davis (2 for 35), Gardner-Webb vs. Furman (9-18-04)

INTERCEPTION RETURN TOUCHDOWNS

- 1 72 times, last by Jaylan Foster, Gardner-Webb at Liberty (10-29-16)

LONGEST INTERCEPTION RETURN

- 100t Antwain Harvey, Charleston Southern at Presbyterian (11-7-09)
- 100t KaJuan Lee, Liberty at Charleston Southern (10-22-11)
- 94t Erick Harris, Liberty vs. Norfolk State (11-22-03)
- 90t Robert Mason, VMI vs. Lehigh (9-24-05)
- 87t Lorenzo Mathis, Charleston Southern vs. East Tennessee State (9-17-15)
- 76 Mark Williams, Presbyterian at Davidson (9-29-12)
- 75 Philip Ashley, Charleston Southern vs. North Greenville (9-27-08)
- 74 Quinton Teal, Coastal Carolina at Savannah State (11-5-05)
- 73t Quinn Backus, Coastal Carolina vs. Gardner-Webb (10-12-13)
- 72t Daniel Cooke, Gardner-Webb vs. Presbyterian (10-18-08)

MOST CONSECUTIVE GAMES WITH AN INTERCEPTION

- 4 Quinton Teal, Coastal Carolina (9-24-05 to 10-22-05)
- 4 KaJuan Lee, Liberty (9-26-09 to 10-24-09)
- 4 Jacob Hagen, Liberty (11-2-13 to 11-23-13)

PASS BREAK-UPS

- 5 Michael Rainey-Wiles, VMI at Old Dominion (11-13-10)
- 5 Keon Williams, Gardner-Webb vs. Charleston Southern (11-16-13)
- 4 Jared Brodgen, Liberty vs. Gardner-Webb (10-2-04)
- 4 Quinton Teal, Coastal Carolina vs. Charleston-WV (10-9-04)
- 4 Charles James, Charleston Southern at Liberty (10-9-10)
- 4 Arin West, Stony Brook at Coastal Carolina (10-23-10)
- 4 Bryon Allen, VMI vs. Charleston Southern (10-15-11)
- 4 Denzel Rice, Coastal Carolina at Eastern Kentucky (9-14-13)
- 4 Spencer Havird, Gardner-Webb vs. Virginia Union (9-19-15)
- 4 Malcolm Jackson, Charleston Southern vs. Coastal Carolina (10-31-15)
- 4 Shadarius Hopkins, Charleston Southern at Liberty (11-12-16)

PASSES DEFENDED

- 7 Charles James (3 INT, 4 PBU), Charleston Southern at Liberty (10-9-10)
- 6 Dante Blackmon (3 INT, 3 PBU), Kennesaw State at Duquesne (9-24-16)
- 5 seven players tied with

TACKLES

- 25 Mario E. Brown (15 S, 10 A), Gardner-Webb at SE Louisiana (9-30-06)
- 24 Mike Pavelko (8 S, 16 A), Gardner-Webb at VMI (10-22-05)
- 22 Mario Williams (14 S, 8 A), Gardner-Webb vs. Savannah State (11-16-02)
- 21 Brendon Wharton (11 S, 10 A), Monmouth at Liberty (10-22-16)
- 20 Jada Ross (7 S, 13 A), Charleston Southern vs. North Greenville (9-30-06)
- 20 Jada Ross (8 S, 12 A), Charleston Southern vs. VMI (10-21-06)
- 20 Dominique Davenport (11 S, 9 A), Coastal Carolina vs. Colgate (9-7-08)
- 20 Marty Patterson (9 S, 11 A), Gardner-Webb vs. Charleston Southern (10-29-11)
- 20 Jeffrey Pegues (8 S, 12 A), Gardner-Webb at VMI (10-18-14)
- 20 Quinn Backus (13 S, 7 A), Coastal Carolina vs. Liberty (11-22-14)

SOLO TACKLES

- 15 Mario E. Brown, Gardner-Webb at Southeastern Louisiana (9-30-06)
- 14 Mario Williams, Gardner-Webb vs. Savannah State (11-16-02)
- 14 Ed Britt, Presbyterian at Charlotte (9-12-15)
- 14 Mike Basile, Monmouth at Wagner (9-19-15)
- 13 Mario Williams, Gardner-Webb vs. Furman (9-18-04)
- 13 Marty Patterson, Gardner-Webb at Samford (10-1-11)
- 13 A.J. Gross, VMI at Presbyterian (11-12-11)
- 13 Quinn Backus, Coastal Carolina vs. Liberty (11-22-14)
- 13 Mike Basile, Monmouth at Coastal Carolina (11-5-16)

SACKS

- 4.0 Aaron Deberry, Liberty at Charleston Southern (11-1-03)
- 3.5 Maurice Dickson, Gardner-Webb vs. Charleston Southern (10-29-11)
- 3.0 Vicheal Foxx, VMI at Liberty (10-4-03)
- 3.0 Maurice Simpkins, Coastal Carolina at Charleston Southern (11-22-03)
- 3.0 Damiso Alexander, VMI vs. Chowan (9-20-08)
- 3.0 A.J. Gross, VMI vs. Coastal Carolina (10-11-08)
- 3.0 Brian Davis, Presbyterian at Gardner-Webb (10-23-10)
- 3.0 Bryson Brindle, Presbyterian at Davidson (9-29-12)
- 3.0 Isaiah Lynn, Presbyterian at Gardner-Webb (11-15-14)
- 3.0 Darnell Leslie, Monmouth vs. Gardner-Webb (11-22-14)

TACKLES FOR LOSS

- 5.0 Kendrick Howard, Liberty vs. Appalachian State, 9-21-02 (-4)
- 5.0 Maurice Simpkins, Coastal Carolina vs. Newberry, 9-6-03 (-7)
- 5.0 Aaron Deberry, Liberty at Charleston Southern, 11-1-03 (-28)
- 5.0 A.J. Gross, VMI vs. Coastal Carolina, 10-11-08 (-27)
- 5.0 Will Hunt, Charleston Southern at Jacksonville, 9-17-11 (-17)
- 5.0 Ugonna Akoh, Presbyterian vs. Gardner-Webb, 11-23-13 (-21)
- 5.0 Tonarius Portress, Kennesaw State vs. East Tennessee State, 9-3-16 (-21)
- 4.5 Harold Wells, Gardner-Webb at Hampton, 10-9-04 (-17)
- 4.5 Okeba Rollinson, Charleston Southern at The Citadel, 9-9-06 (-26)
- 4.5 Jonas Rousseau, Stony Brook vs. Massachusetts, 9-25-10 (-18)
- 4.5 Maurice Dickson, Gardner-Webb vs. Charleston Southern, 10-29-11 (-25)

FORCED FUMBLES

- 3 Derrick Farrow, Kennesaw State vs. Edward Waters (9-12-15)

FUMBLE RECOVERIES/RETURNS

- 3 Sam Harper, Coastal Carolina vs. Jacksonville (11-13-04)

FUMBLE RETURN YARDS

- 99 Randall State, Liberty at Akron (10-12-02)
- 91 Brandon Leston, Presbyterian at Georgia Tech (9-8-12)
- 87 Bryant Youngblood, VMI at Liberty (11-10-07)
- 85 Gabe Middlebrook, Charleston Southern vs. Point (8-28-14)
- 79 Vincent Graves, Elon vs. Johnson C. Smith (9-21-02)
- 77 Jada Ross, Charleston Southern at Gardner-Webb (10-27-07)
- 75 Bo Tribble, Presbyterian at Elon (9-13-08)
- 73 Ugonna Akoh, Presbyterian at Western Carolina (10-3-15)
- 71 Alpha Jalloh, Liberty at Virginia Tech (9-3-16)
- 70 John Washington, VMI at Charleston Southern (10-13-12)

FUMBLE RETURN TOUCHDOWNS

- 1 54 times, last by Rock Ya-Sin, Presbyterian at South Alabama (11-19-16)

LONGEST FUMBLE RETURN

- 99t Randall State, Liberty at Akron (10-12-02)
- 91 Brandon Leston, Presbyterian at Georgia Tech (9-8-12)
- 87t Bryant Youngblood, VMI at Liberty (11-10-07)
- 85t Gabe Middlebrook, Charleston Southern vs. Point (8-28-14)
- 79t Vincent Graves, Elon vs. Johnson C. Smith (9-21-02)
- 77t Jada Ross, Charleston Southern at Gardner-Webb (10-27-07)
- 75t Bo Tribble, Presbyterian at Elon (9-13-08)
- 73t Ugonna Akoh, Presbyterian at Western Carolina (10-3-15)
- 71t Alpha Jalloh, Liberty at Virginia Tech (9-3-16)
- 70t John Washington, VMI at Charleston Southern (10-13-12)

GAME - TEAM

FEWEST NET RUSHING YARDS ALLOWED

- 25 Gardner-Webb vs. Virginia State (17 attempts), 11-3-11
- 21 Gardner-Webb vs. Virginia-Lynchburg (14 attempts), 9-13-14 (three quarters)
- 20 Liberty vs. Kentucky Wesleyan (31 attempts), 9-20-03
- 19 Charleston Southern vs. Edward Waters (18 attempts), 10-14-06
- 17 Liberty vs. Gardner-Webb (26 attempts), 10-25-14
- 7 Stony Brook vs. Charleston Southern (32 attempts), 11-5-11
- 4 VMI vs. St. Francis, Pa. (25 attempts), 9-6-08
- 1 Liberty at Charleston Southern (35 attempts), 11-1-03
- 0 Elon vs. Johnson C. Smith (31 attempts), 9-21-02
- 2 Stony Brook vs. Pace (26 attempts), 9-8-12

CONSECUTIVE GAMES HOLDING OPPONENT UNDER 100 NET RUSHING YARDS

- 6 Gardner-Webb (Aug. 28, 2008 – Oct. 11, 2008)
- 4 Stony Brook (Oct. 15, 2011 – Nov. 5, 2011)

FEWEST PASSING YARDS ALLOWED

- 0 Stony Brook vs. VMI (0 completions), 11-15-08
- 0 Coastal Carolina at Stony Brook (0 completions), 10-29-11
- 5 Gardner-Webb at Wofford (1 completion), 9-21-13
- 11 Coastal Carolina vs. Winston-Salem State (2 completions), 9-8-07
- 11 Presbyterian at The Citadel (2 completions), 9-18-10
- 12 Gardner-Webb vs. The Citadel (1 completion), 9-17-16
- 13 Stony Brook vs. Coastal Carolina (5 completions), 10-29-11
- 15 Gardner-Webb at Georgia Southern (1 completion), 9-7-02
- 16 Charleston Southern vs. Elon (2 completions), 11-16-02
- 18 Gardner-Webb vs. Brevard (2 completions), 9-3-11

FEWEST TOTAL OFFENSE YARDS ALLOWED

- 56 Liberty vs. Kentucky Wesleyan (~20 R, 76 P), 9-20-03
- 56 Liberty vs. Gardner-Webb (~17 R, 73 P), 10-25-14
- 57 Liberty vs. St. Paul's (37 R, 20 P), 8-13-06
- 64 Charleston Southern vs. Edward Waters (~19 R, 83 P), 10-14-06
- 66 Charleston Southern vs. Savannah State (40 R, 26 P), 10-6-07
- 73 Stony Brook vs. Coastal Carolina (60 R, 13 P), 10-29-11
- 74 Liberty vs. Kentucky Wesleyan (8 R, 66 P), 10-1-11
- 79 Gardner-Webb vs. Savannah State (22 R, 57 P), 11-3-07
- 81 Gardner-Webb vs. Virginia-Lynchburg (~21 R, 102 P), 9-13-14 (three quarters)
- 87 Coastal Carolina vs. Chowan (8 R, 79 P), 10-13-07

CONSECUTIVE GAMES HOLDING OPPONENT UNDER 200 YARDS OF TOTAL OFFENSE

- 3 Charleston Southern (Oct. 10, 2015 – Oct. 24, 2015)
- 2 Coastal Carolina (Sept. 20, 2008 – Sept. 27, 2008)
- 2 Gardner-Webb (Sept. 21, 2013 – Sept. 28, 2013)
- 2 Kennesaw State (Sept. 12, 2015 – Sept. 19, 2015)

CONSECUTIVE GAMES HOLDING OPPONENT UNDER 300 YARDS OF TOTAL OFFENSE

- 5 Liberty (Oct. 26, 2013 – Nov. 23, 2013)
- 5 Charleston Southern (Sept. 19, 2015 – Oct. 24, 2015)
- 4 Coastal Carolina (Sept. 25, 2004 – Oct. 23, 2004)
- 4 Gardner-Webb (Oct. 2, 2010 – Oct. 30, 2010)
- 4 Presbyterian (Nov. 5, 2011 – Sept. 1, 2012)
- 4 Charleston Southern (Aug. 28, 2014 – Sept. 20, 2014)
- 4 Monmouth (Nov. 14, 2015 – Sept. 10, 2016)

FEWEST PLAYS ALLOWED

- 40 Liberty vs. St. Paul's (57 total yards), 8-31-06
- 40 Coastal Carolina vs. Monmouth (174 total yards), 9-12-09
- 42 Coastal Carolina vs. Liberty (143 total yards), 10-23-04
- 42 Liberty vs. Concord (177 total yards), 10-20-12
- 42 Charleston Southern vs. Edward Waters (192 total yards), 10-27-12
- 42 Kennesaw State vs. Edward Waters (199 total yards), 9-12-15
- 42 Kennesaw State vs. Shorter (162 total yards), 9-19-15
- 43 Gardner-Webb vs. Furman (213 total yards), 8-31-13
- 43 Liberty at Georgia State (405 total yards), 10-3-15
- 43 Monmouth at Delaware State (221 total yards), 9-10-16
- 43 Charleston Southern vs. Presbyterian (102 total yards), 10-22-16

LOWEST COMPLETION PERCENTAGE ALLOWED (1-9 attempts)

- 0.0 Stony Brook vs. VMI (0-of-3), 11-15-08
- 0.0 Coastal Carolina at Stony Brook (0-of-6), 10-29-11
- 12.5 Gardner-Webb at Elon (1-of-8), 10-12-02
- 12.5 Coastal Carolina at The Citadel (1-of-8), 8-30-14
- 14.3 Gardner-Webb at Wofford (1-of-7), 9-21-13
- 14.3 Gardner-Webb vs. The Citadel (1-of-7), 9-17-16

LOWEST COMPLETION PERCENTAGE ALLOWED (10-19 attempts)

- 16.7 Liberty vs. Presbyterian (3-of-18), 11-7-15
- 18.2 Charleston Southern vs. The Citadel (2-of-11), 9-20-14
- 20.0 Coastal Carolina vs. Winston-Salem State (2-of-10), 9-8-07
- 25.0 Gardner-Webb vs. Clark-Atlanta (4-of-16), 8-30-03
- 25.0 Liberty vs. Morgan State (3-of-12), 9-14-13

LOWEST COMPLETION PERCENTAGE ALLOWED (min. 20 attempts)

- 20.0 Presbyterian vs. Kennesaw State (4-of-20), 11-21-15
- 28.6 Charleston Southern vs. Stony Brook (10-of-35), 11-14-09
- 29.2 Presbyterian vs. Charleston Southern (7-of-24), 11-19-11
- 29.6 Coastal Carolina vs. North Carolina A&T (8-of-27), 9-26-09
- 31.6 Monmouth at Gardner-Webb (12-of-38), 11-21-15

INTERCEPTIONS

- 6 Coastal Carolina vs. Presbyterian (10-20-07)
- 5 Coastal Carolina vs. Savannah State (11-6-04)
- 5 Coastal Carolina at Gardner-Webb (11-11-06)
- 5 Stony Brook vs. Gardner-Webb (11-13-10)

INTERCEPTION RETURN YARDS

- 158 Liberty at Charleston Southern (10-22-11)
- 154 Liberty vs. Hofstra (11-22-03)
- 153 Charleston Southern at Presbyterian (11-7-09)
- 148 Liberty vs. Kentucky Wesleyan (9-28-13)
- 142 Presbyterian at Davidson (9-29-12)
- 133 VMI vs. Lehigh (9-24-05)
- 112 Coastal Carolina vs. North Greenville (9-25-04)
- 104 Charleston Southern vs. Gardner-Webb (11-8-14)
- 100 Liberty at Charleston Southern (11-23-13)
- 98 Coastal Carolina vs. Liberty (10-27-12)

YARDS PER INTERCEPTION RETURN (min. 2 interceptions)

- 71.0 Presbyterian (2 for 142) at Davidson (9-29-12)
- 48.0 Monmouth (2 for 96) at Robert Morris (10-4-14)
- 48.0 Charleston Southern (2 for 96) vs. East Tennessee State (9-17-15)
- 44.3 VMI (3 for 133) vs. Lehigh (9-24-05)
- 41.0 Presbyterian (2 for 82) vs. Fayetteville State (9-6-08)
- 39.5 Liberty (4 for 158) at Charleston Southern (10-22-11)
- 38.5 Liberty (4 for 154) vs. Hofstra (11-22-03)
- 38.5 Coastal Carolina (2 for 77) at Savannah State (11-5-05)
- 38.3 Charleston Southern (4 for 153) at Presbyterian (11-7-09)
- 37.3 Coastal Carolina (3 for 112) vs. North Greenville (9-25-04)

INTERCEPTION RETURN TOUCHDOWNS

- 2 Liberty at Charleston Southern (10-22-11)
- 2 Presbyterian vs. Western Carolina (10-4-14)
- 2 Charleston Southern vs. Gardner-Webb (11-8-14)

PASS BREAK-UPS

- 12 Charleston Southern vs. Gardner-Webb (11-10-12)
- 12 Coastal Carolina at Eastern Kentucky (9-4-13)
- 11 Coastal Carolina vs. Davidson (9-11-04)
- 11 Coastal Carolina vs. Charleston Southern (11-18-06)
- 10 six times

TACKLES FOR LOSS

- 17 Charleston Southern at Savannah State (10-12-02)
- 16 Coastal Carolina at North Carolina A&T (9-27-08)
- 15 VMI vs. Tennessee Tech (9-18-04)
- 14 Liberty vs. Appalachian State (9-21-02)
- 14 Charleston Southern vs. Jacksonville (10-26-02)
- 14 VMI at Liberty (10-1-05)
- 14 Coastal Carolina at Savannah State (11-5-05)
- 14 Gardner-Webb at Samford (10-1-11)
- 14 Stony Brook vs. Central Connecticut State (9-1-12)
- 14 Liberty at Gardner-Webb (10-26-13)
- 14 Gardner-Webb vs. Charleston Southern (11-16-13)

QUARTERBACK SACKS

- 9 Presbyterian at Gardner-Webb (10-23-10)
- 8 Coastal Carolina at Davidson (11-8-03)
- 7 Charleston Southern at Savannah State (10-12-02)
- 7 Coastal Carolina at Jacksonville (9-20-03)
- 7 Liberty at Charleston Southern (11-1-03)
- 7 Coastal Carolina at Charleston Southern (11-22-03)
- 7 Gardner-Webb vs. Jacksonville (9-8-07)
- 7 Coastal Carolina at North Carolina A&T (9-27-08)
- 7 Gardner-Webb vs. Charleston Southern (10-29-11)
- 7 Coastal Carolina at Western Carolina (11-19-11)
- 7 Monmouth at Robert Morris (10-4-14)
- 7 Presbyterian at Gardner-Webb (11-15-14)
- 7 Liberty vs. Montana (9-19-15)

FORCED FUMBLES

7	Monmouth at Robert Morris (10-4-14)
5	Gardner-Webb vs. Hampton (10-8-05)
5	Kennesaw State vs. Edward Waters (9-12-15)
4	several times

FUMBLES RECOVERED

6	Liberty vs. VMI (11-7-09)
5	Liberty at Central Florida (9-28-02)
5	Charleston Southern vs. The Citadel (12-5-15)
4	several times

FUMBLE RETURN YARDS

112	Liberty vs. Akron (10-12-02)
91	Presbyterian at Georgia Tech (9-8-12)
87	VMI at Liberty (11-10-07)
85	Charleston Southern vs. Point (8-28-14)
79	Elon vs. Johnson C. Smith (9-21-02)
77	Charleston So. at Gardner-Webb (10-27-07)
75	Presbyterian at Elon (9-13-08)
73	Presbyterian at Western Carolina (10-3-15)
71	Liberty at Virginia Tech (9-3-16)
70	VMI at Charleston Southern (10-13-12)

FUMBLE RETURN TOUCHDOWNS

2	Kennesaw State vs. Edward Waters (9-12-15)
---	--------------------------------------------

TAKEAWAYS

8	Liberty (2 INT, 6 FR) vs. VMI (11-7-09)
7	Coastal Carolina (6 INT, 1 FR) vs. PC (10-20-07)
7	Stony Brook (4 INT, 3 FR) vs. PC (10-3-09)
7	Stony Brook (5 INT, 2 FR) vs. GWU (11-13-10)

SEASON - INDIVIDUAL

TOTAL TACKLES

144	Derik Screen, VMI	2003
144	Quinn Backus, Coastal Carolina	2013
139	Quinn Backus, Coastal Carolina	2012
136	Justin Huggard, VMI	2005
131	Jada Ross, Charleston Southern	2007
128	Jada Ross, Charleston Southern	2005
127	Jada Ross, Charleston Southern	2006
127	Quinn Backus, Coastal Carolina	2014
120	Mario Williams, Gardner-Webb	2002
120	Robert Mason, VMI	2004
120	Jeffery Williams, Gardner-Webb	2007

SOLO TACKLES

85	Quinn Backus, Coastal Carolina	2013
71	Quinn Backus, Coastal Carolina	2014
70	Mario Williams, Gardner-Webb	2003
70	Mike Basile, Monmouth	2015
69	Jim Maxwell, Gardner-Webb	2003
69	Quinn Backus, Coastal Carolina	2012
69	Jacob Hagen, Liberty	2014
67	Chad Geter, Gardner-Webb	2016
66	Jonna Lee, Charleston Southern	2003
66	Robert Mason, VMI	2004
66	Antwan Thomas, Presbyterian	2008

ASSISTED TACKLES

86	Justin Huggard, VMI	2005
80	Derik Screen, VMI	2003
77	Jamar Leath, Coastal Carolina	2005
76	Jada Ross, Charleston Southern	2006
74	Jada Ross, Charleston Southern	2007
73	Kendrick Howard, Liberty	2002
72	Jada Ross, Charleston Southern	2005
72	Todd Baldwin, VMI	2005
71	Jeffery Williams, Gardner-Webb	2007
70	A.J. Gross, VMI	2010
70	Quinn Backus, Coastal Carolina	2012

TACKLES PER GAME

12.56	Tanner Burch (113 in 9), Gardner-Webb	2012
12.36	Justin Huggard (136 in 11), VMI	2005
12.00	Mario Williams (120 in 10), GWU	2002
12.00	Derik Screen (144 in 12), VMI	2003
11.91	Jada Ross (131 in 11), Charleston So.	2007
11.64	Jada Ross (128 in 11), Charleston So.	2005
11.55	Jada Ross (127 in 11), Charleston So.	2006
11.33	Marty Patterson (102 in 9), GWU	2011
10.91	Robert Mason (120 in 11), VMI	2004
10.91	Jeffery Williams (120 in 11), GWU	2007

TACKLES FOR LOSS

24.0-115	Brian Johnston, Gardner-Webb	2007
22.5-74	Harold Wells, Gardner-Webb	2004
19.0-109	Shaquille Riddick, Gardner-Webb	2013
18.5-78	Antwan Thomas, Presbyterian	2008
17.5-84	Anthony Ellis, Charleston Southern	2015
17.0-62	Vicheal Foxx, VMI	2003
17.0-86	Chima Uzowihe, Liberty	2015
16.0-68	Aaron DeBerry, Liberty	2003
16.0-63	Maurice Simpkins, Coastal Carolina	2003
16.0-50	Anthony Ellis, Charleston Southern	2016

QUARTERBACK SACKS

9.5-66	Toby Onyechi, Liberty	2014
8.5-71	Shaquille Riddick, Gardner-Webb	2013
8.0-42	Aaron DeBerry, Liberty	2002
8.0-55	Chima Uzowihe, Liberty	2014
8.0-62	Chima Uzowihe, Liberty	2015
7.5-47	Brian Johnston, Gardner-Webb	2006
7.5-31	Adam McKinney, Presbyterian	2008
7.5-40	Dominique Davis, Liberty	2014

20-TACKLE GAMES

2	Jada Ross, Charleston Southern	2006
1	Mario Williams, Gardner-Webb	2002
1	Mike Pavelko, Gardner-Webb	2005
1	Mario Brown, Gardner-Webb	2006
1	Dominique Davenport, Coastal Carolina	2008
1	Marty Patterson, Gardner-Webb	2011
1	Jeffrey Pegues, Gardner-Webb	2014
1	Quinn Backus, Coastal Carolina	2014
1	Brendon Wharton, Monmouth	2016

INTERCEPTIONS

8	Josh Norman, Coastal Carolina	2009
8	Jacob Hagen, Liberty	2014
8	Quinton Teal, Coastal Carolina	2004
6	Philip Ashley, Charleston Southern	2008
6	Dominique Davenport, Coastal Carolina	2010
6	Charles James, Charleston Southern	2010
6	Donald Porter, Stony Brook	2011
6	Davonte Anderson, Stony Brook	2012
6	Jacob Hagen, Liberty	2013
6	Dante Blackmon, Kennesaw State	2016

INTERCEPTION RETURN YARDS

168	Erick Harris, Liberty	2003
127	Quinn Backus, Coastal Carolina	2013
122	Dante Blackmon, Kennesaw State	2016
121	Jacob Hagen, Liberty	2013
121	Jacob Hagen, Liberty	2014
120	Kevin Fogg, Liberty	2013
117	Philip Ashley, Charleston Southern	2008
108	Davonte Anderson, Stony Brook	2012
107	Dominique Davenport, Coastal Carolina	2010
103	Antwain Harvey, Charleston Southern	2009

INTERCEPTION RETURN TOUCHDOWNS

2	Erick Harris, Liberty	2003
2	Dominique Davenport, Coastal Carolina	2010

PASS BREAK-UPS

17	Allen Davis, Gardner-Webb	2004
15	Mario Williams, Gardner-Webb	2003
12	Quinton Teal, Coastal Carolina	2004
12	Cedric McGowan, Gardner-Webb	2007
12	Josh Norman, Coastal Carolina	2011
12	Denzel Rice, Coastal Carolina	2013
12	Malcolm Jackson, Charleston Southern	2015
11	four players	

PASSES DEFENDED

22	Allen Davis, Gardner-Webb	2004
18	Mario Williams, Gardner-Webb	2003
18	Quinton Teal, Coastal Carolina	2004
17	Charles James, Charleston Southern	2010
16	Aaron Sykes, Gardner-Webb	2003
16	Cedric McGowan, Gardner-Webb	2007
15	Mike Washington, Charleston Southern	2002
15	Josh Norman, Coastal Carolina	2009
15	Davonte Anderson, Stony Brook	2012
15	Jacob Hagen, Liberty	2014

FORCED FUMBLES

6	Quinn Backus, Coastal Carolina	2014
5	Mario Williams, Gardner-Webb	2003
5	D.J. Rice, Coastal Carolina	2007
4	Brian Johnston, Gardner-Webb	2005
4	Kyle O'Donnell, Liberty	2010
4	Jacob Hagen, Liberty	2014
4	Derrick Farrow, Kennesaw State	2015

FUMBLE RETURNS/RECOVERIES

5	J.P. Weaver, Gardner-Webb	2005
4	Kendrick Howard, Liberty	2002
4	Mario Williams, Gardner-Webb	2003
4	Sam Harper, Coastal Carolina	2004
4	Jonathan Little, Gardner-Webb	2005

FUMBLE RETURN YARDS

111	Jaylan Foster, Gardner-Webb	2016
99	Randall State, Liberty	2002
91	Brandon Leston, Presbyterian	2012
87	Bryant Youngblood, VMI	2007
85	Gabe Middlebrook, Charleston Southern	2014
83	Alpha Jalloh, Liberty	2016
79	Vincent Graves, Elon	2002
77	Jada Ross, Charleston Southern	2007
75	Bo Tribble, Presbyterian	2008
73	Ugonna Akoh, Presbyterian	2015

FUMBLE RETURN TOUCHDOWNS

2	Roderick Holder, Coastal Carolina	2014
1	several tied with	



Brian Johnston, Gardner-Webb (2004-07)

SEASON - TEAM

FEWEST POINTS ALLOWED

172	Liberty	2006
176	Coastal Carolina	2004
199	Charleston Southern	2006
202	Stony Brook	2012
204	Gardner-Webb	2002
210	Liberty	2009
211	Liberty	2013
212	Charleston Southern	2004
220	Coastal Carolina	2005
222	Liberty	2010

SCORING DEFENSE

15.5	Stony Brook	2012
15.6	Liberty	2006
16.0	Coastal Carolina	2004
17.6	Liberty	2013
18.1	Charleston Southern	2006
18.7	Liberty	2008
19.1	Liberty	2009
19.6	Coastal Carolina	2014
20.0	Coastal Carolina	2005
20.1	Coastal Carolina	2015

FEWEST POINTS ALLOWED, CONFERENCE SEASON

59	Gardner-Webb (4 games)	2003
60	Charleston Southern (5 games)	2016
63	Gardner-Webb (3 games)	2002
65	Liberty (4 games)	2004
65	Gardner-Webb (4 games)	2004
67	Coastal Carolina (4 games)	2004
68	Liberty (4 games)	2007
74	Liberty (5 games)	2008
77	Charleston Southern (6 games)	2015
82	Liberty (4 games)	2003

SCORING DEFENSE, CONFERENCE SEASON

12.0	Charleston Southern (60 in 5)	2016
12.8	Charleston Southern (77 in 6)	2015
14.8	Gardner-Webb (59 in 4)	2003
14.8	Liberty (74 in 5)	2008
15.0	Stony Brook (90 in 6)	2012
16.0	Presbyterian (96 in 6)	2015
16.3	Liberty (65 in 4)	2004
16.3	Gardner-Webb (65 in 4)	2004
16.6	Liberty (83 in 5)	2014
16.8	Coastal Carolina (67 in 4)	2004

FEWEST TOUCHDOWNS ALLOWED

22	Liberty	2006
24	Coastal Carolina	2004
25	Liberty	2009
25	Stony Brook	2012
25	Gardner-Webb	2015
26	Charleston Southern	2006
28	Gardner-Webb	2002
28	Charleston Southern	2004
28	Coastal Carolina	2005
28	Liberty	2008
28	Liberty	2013
28	Presbyterian	2015

FEWEST TOTAL YARDS ALLOWED

3,235	Charleston Southern	2016
3,306	Gardner-Webb	2015
3,313	Kennesaw State	2015
3,315	Charleston Southern	2004
3,373	Liberty	2006
3,388	Gardner-Webb	2010
3,401	Liberty	2010
3,424	Gardner-Webb	2002
3,450	Coastal Carolina	2004
3,462	Liberty	2012

TOTAL DEFENSE

292.0	Charleston Southern	2015
294.1	Charleston Southern	2016
296.8	Gardner-Webb	2013
298.6	Stony Brook	2012
300.5	Gardner-Webb	2015
301.2	Kennesaw State	2015
306.6	Liberty	2006
308.0	Gardner-Webb	2010
309.2	Liberty	2010
313.6	Coastal Carolina	2004

MOST GAMES HOLDING OPPONENTS UNDER 300 YARDS OF TOTAL OFFENSE

8	Liberty	2013
8	Charleston Southern	2015
7	Gardner-Webb	2010
6	Liberty	2010
6	Stony Brook	2012
6	Gardner-Webb	2013
6	Charleston Southern	2016

FEWEST YARDS ALLOWED PER PLAY

4.5	Charleston Southern	2016
4.6	Coastal Carolina	2004
4.6	Gardner-Webb	2013
4.7	Coastal Carolina	2003
4.8	Gardner-Webb	2003
4.8	Coastal Carolina	2005
4.8	Gardner-Webb	2007
4.8	Coastal Carolina	2010
4.8	Stony Brook	2012
4.8	Charleston Southern	2015
4.8	Gardner-Webb	2015

FEWEST OFFENSIVE PLAYS ALLOWED

629	Gardner-Webb	2002
633	Kennesaw State	2015
658	Liberty	2012
659	Charleston Southern	2004
660	VMI	2007
663	Kennesaw State	2016
665	Liberty	2006
665	Liberty	2010
673	Liberty	2009
678	Presbyterian	2016

FEWEST OFFENSIVE PLAYS ALLOWED PER GAME

57.4	Charleston Southern	2014
57.5	Kennesaw State	2015
59.8	Liberty	2012
60.0	VMI	2007
60.2	Charleston Southern	2015
60.3	Kennesaw State	2016
60.5	Liberty	2006
60.5	Liberty	2010
60.8	Charleston Southern	2013
61.2	Liberty	2009

FEWEST OFFENSIVE TOUCHDOWNS ALLOWED

21	Liberty	2006
22	Stony Brook	2012
23	Gardner-Webb	2003
23	Coastal Carolina	2004
23	Gardner-Webb	2015
24	Charleston Southern	2006
24	Liberty	2009
26	Liberty	2010
26	Kennesaw State	2016
27	Gardner-Webb	2002
27	Coastal Carolina	2005
27	Liberty	2013
27	Presbyterian	2015

MOST SHUTOUTS

3	Liberty	2006
2	Gardner-Webb	2003
2	Charleston Southern	2008
2	Liberty	2008
2	Liberty	2014
2	Coastal Carolina	2015

MOST GAMES HOLDING OPPONENT UNDER 10 POINTS

5	Charleston Southern	2015
4	VMI	2003
4	Liberty	2006
4	Stony Brook	2012
4	Charleston Southern	2016

FEWEST RUSHING YARDS ALLOWED

1,197	Charleston Southern	2006
1,273	Liberty	2010
1,301	Gardner-Webb	2008
1,313	Stony Brook	2011
1,387	Liberty	2012
1,393	Stony Brook	2010
1,402	Gardner-Webb	2009
1,413	Liberty	2007
1,433	Liberty	2006
1,433	Kennesaw State	2016

RUSHING DEFENSE

101.0	Stony Brook	2011
108.8	Charleston Southern	2006
115.7	Liberty	2010
118.3	Gardner-Webb	2008
122.5	Gardner-Webb	2013
125.9	Liberty	2008
126.1	Liberty	2012
126.6	Stony Brook	2010
127.5	Gardner-Webb	2009
128.5	Liberty	2007

MOST GAMES HOLDING OPPONENTS UNDER 100 YARDS RUSHING

8	Stony Brook	2011
7	Gardner-Webb	2008
7	Liberty	2008
5	several tied with	

FEWEST RUSHING ATTEMPTS AGAINST

353	Liberty	2012
362	Gardner-Webb	2008
363	Liberty	2010
376	Stony Brook	2010
382	Liberty	2006
384	Stony Brook	2009
386	Stony Brook	2011
389	Kennesaw State	2016
393	Charleston Southern	2006
395	Charleston Southern	2014

LOWEST YARDS PER CARRY ALLOWED

3.0	Charleston Southern	2006
3.2	Liberty	2007
3.4	Stony Brook	2011
3.4	Gardner-Webb	2013
3.5	Coastal Carolina	2003
3.5	Gardner-Webb	2009
3.5	Liberty	2010
3.6	Coastal Carolina	2005
3.6	Gardner-Webb	2008
3.6	VMI	2010
3.6	Charleston Southern	2016

FEWEST RUSHING TOUCHDOWNS ALLOWED

9	Coastal Carolina	2004
10	Gardner-Webb	2015
11	Liberty	2010
12	Charleston Southern	2006
12	Liberty	2006
12	Gardner-Webb	2009
12	VMI	2010
12	Liberty	2011
12	Liberty	2013
12	Kennesaw State	2016

PASS EFFICIENCY DEFENSE

86.8	Coastal Carolina	2004
106.1	VMI	2003
106.3	Charleston Southern	2004
107.7	Gardner-Webb	2003
107.8	Coastal Carolina	2006
108.8	Gardner-Webb	2010
109.6	Coastal Carolina	2005
110.3	Gardner-Webb	2002
110.6	Charleston Southern	2002
111.8	Coastal Carolina	2003

FEWEST PASSING YARDS ALLOWED

1,318	Charleston Southern	2004
1,488	Gardner-Webb	2002
1,555	Coastal Carolina	2007
1,601	Charleston Southern	2012
1,625	Kennesaw State	2015
1,635	Gardner-Webb	2010
1,667	Gardner-Webb	2015
1,738	Monmouth	2016
1,747	Charleston Southern	2016
1,753	Charleston Southern	2009

PASSING DEFENSE

131.8	Charleston Southern	2004
141.4	Coastal Carolina	2007
144.9	Charleston Southern	2015
145.5	Charleston Southern	2012
147.7	Kennesaw State	2015
148.6	Gardner-Webb	2010
148.8	Gardner-Webb	2002
151.5	Gardner-Webb	2015
153.0	Coastal Carolina	2006
158.0	Monmouth	2016

FEWEST PASS ATTEMPTS ALLOWED

211	Gardner-Webb	2002
218	Coastal Carolina	2007
227	Kennesaw State	2015
240	Charleston Southern	2004
243	Monmouth	2016
246	Presbyterian	2010
250	Presbyterian	2015
251	Charleston Southern	2012
251	Presbyterian	2013
251	Gardner-Webb	2015

FEWEST PASS COMPLETIONS ALLOWED

110	Gardner-Webb	2002
118	Coastal Carolina	2007
125	Presbyterian	2016
128	Kennesaw State	2015
131	Gardner-Webb	2010
132	Charleston Southern	2012
137	Presbyterian	2015
142	Charleston Southern	2004
142	Presbyterian	2010
142	Presbyterian	2011

LOWEST COMPLETION PERCENTAGE ALLOWED

44.3	Coastal Carolina	2004
49.8	Presbyterian	2011
50.0	Charleston Southern	2005
50.1	VMI	2003
50.8	Gardner-Webb	2010
50.9	Charleston Southern	2002
52.1	Gardner-Webb	2002
52.3	Coastal Carolina	2003
52.5	Gardner-Webb	2003
52.6	Charleston Southern	2012

LOWEST PASSING YARDS ALLOWED PER COMPLETION

9.28	Charleston Southern	2004
10.22	Stony Brook	2009
10.34	Charleston Southern	2016
10.58	Charleston Southern	2015
10.64	Liberty	2012
10.73	Liberty	2014
10.77	Liberty	2013
10.84	Coastal Carolina	2005
10.92	Monmouth	2014
10.96	Charleston Southern	2009

LOWEST PASS YARDS ALLOWED PER ATTEMPT

5.32	Coastal Carolina	2004
5.49	Charleston Southern	2004
5.82	Charleston Southern	2016
6.09	Stony Brook	2009
6.13	Gardner-Webb	2013
6.16	Charleston Southern	2015
6.18	Gardner-Webb	2003
6.19	Charleston Southern	2009
6.26	Charleston Southern	2002
6.34	Gardner-Webb	2010

FEWEST TOUCHDOWN PASSES ALLOWED

8	Charleston Southern	2004
8	Coastal Carolina	2005
8	Charleston Southern	2015
9	Gardner-Webb	2002
9	Gardner-Webb	2003
9	Liberty	2006
9	Liberty	2012
9	Stony Brook	2012
10	Liberty	2009
11	six times	

INTERCEPTIONS

27	Coastal Carolina	2004
21	Coastal Carolina	2009
19	Coastal Carolina	2006
19	Liberty	2013
18	Charleston Southern	2006
18	Liberty	2007
18	Coastal Carolina	2007
17	Coastal Carolina	2003
17	VMI	2003
17	Gardner-Webb	2004
17	Coastal Carolina	2005
17	Liberty	2009
17	Stony Brook	2010
17	Liberty	2014

INTERCEPTION RETURN YARDS

380	Coastal Carolina	2004
365	Liberty	2013
313	Liberty	2003
306	Gardner-Webb	2004
291	Monmouth	2014
288	Liberty	2007
280	Charleston Southern	2009
261	Charleston Southern	2006
248	Coastal Carolina	2010
240	Coastal Carolina	2012

INTERCEPTION RETURN TOUCHDOWNS

4	Coastal Carolina	2010
3	Gardner-Webb	2004
3	Liberty	2007
3	Charleston Southern	2009

PASS BREAK-UPS

71	Gardner-Webb	2003
64	Coastal Carolina	2014
62	Coastal Carolina	2013
56	Gardner-Webb	2004
51	Liberty	2008
50	Coastal Carolina	2004
49	Gardner-Webb	2013
44	Charleston Southern	2002
44	Gardner-Webb	2008
43	Coastal Carolina	2008
43	Presbyterian	2011

QUARTERBACK SACKS

31	Charleston Southern	2002
29	Gardner-Webb	2003
29	Coastal Carolina	2014
29	Liberty	2014
29	Charleston Southern	2016
27	Coastal Carolina	2003
27	Coastal Carolina	2007
27	Gardner-Webb	2013
27	Charleston Southern	2013
26	Stony Brook	2012

TACKLES FOR LOSS

105	Gardner-Webb	2003
97	Gardner-Webb	2011
96	Charleston Southern	2002
96	Gardner-Webb	2004
94	Stony Brook	2012
93	Stony Brook	2011
92	VMI	2003
89	Coastal Carolina	2010
89	Charleston Southern	2015
86	Gardner-Webb	2013

TURNOVER MARGIN

+22	Coastal Carolina	2004
+21	Liberty	2009
+16	Stony Brook	2011
+15	Coastal Carolina	2007
+15	Liberty	2013
+14	Gardner-Webb	2002
+14	Liberty	2007
+13	Stony Brook	2010
+12	Coastal Carolina	2003
+10	Gardner-Webb	2009

FORCED FUMBLES

19	Gardner-Webb	2005
17	Liberty	2002
17	Gardner-Webb	2003
16	Charleston Southern	2008
15	Gardner-Webb	2004
14	Coastal Carolina	2003
14	VMI	2005
14	Coastal Carolina	2007
14	Liberty	2014
13	Elon	2002
13	Coastal Carolina	2005
13	Presbyterian	2008
13	Liberty	2010
13	Monmouth	2014
13	Presbyterian	2015

FUMBLE RECOVERIES

19	Gardner-Webb	2005
17	Coastal Carolina	2003
17	Presbyterian	2008
16	Liberty	2002
16	Stony Brook	2011
15	Elon	2002
15	Liberty	2014
14	Charleston Southern	2003
14	Coastal Carolina	2007
14	Charleston Southern	2008
14	Stony Brook	2009

FUMBLE RETURNS

5	Elon	2002
5	Presbyterian	2015
4	Liberty	2002
4	Liberty	2003
4	Gardner-Webb	2014
4	Coastal Carolina	2014
4	Gardner-Webb	2016

FUMBLE RETURN YARDS

240	Presbyterian	2015
192	Elon	2002
169	Liberty	2002
130	Charleston Southern	2007
124	Liberty	2014
123	Gardner-Webb	2016
114	Charleston Southern	2015
97	Stony Brook	2011
94	Kennesaw State	2015
91	Presbyterian	2012

FUMBLE RETURN TOUCHDOWNS

3	Charleston Southern	2007
3	Stony Brook	2011
3	Liberty	2014
3	Coastal Carolina	2014
3	Kennesaw State	2015

FEWEST FIRST DOWNS ALLOWED

154	Liberty	2012
165	Gardner-Webb	2015
171	Liberty	2010
174	Gardner-Webb	2010
174	Kennesaw State	2015
176	Charleston Southern	2004
177	Charleston Southern	2016
178	Liberty	2006
180	Gardner-Webb	2002
182	Coastal Carolina	2007
182	Liberty	2009
182	Charleston Southern	2014

FEWEST RUSHING FIRST DOWNS ALLOWED

59	Stony Brook	2011
63	Liberty	2010
64	Liberty	2012
75	Charleston Southern	2006
76	Gardner-Webb	2008
77	Gardner-Webb	2013
79	Liberty	2006
79	VMI	2010
80	Gardner-Webb	2011
80	Charleston Southern	2016

FEWEST PASSING FIRST DOWNS ALLOWED

57	Coastal Carolina	2007
62	Gardner-Webb	2015
63	Gardner-Webb	2002
63	Charleston Southern	2004
65	Charleston Southern	2012
66	Kennesaw State	2015
68	Presbyterian	2015
70	Gardner-Webb	2010
70	Presbyterian	2010
72	Presbyterian	2013

LOWEST THIRD-DOWN CONVERSION ALLOWED

25.9	Gardner-Webb (38-147)	2015
28.2	Gardner-Webb (49-174)	2003
30.9	Liberty (47-152)	2012
31.9	Kennesaw State (43-135)	2016
32.2	Gardner-Webb (55-171)	2013
32.4	Charleston Southern (46-142)	2014
32.6	Charleston Southern (56-172)	2015
32.9	Charleston Southern (50-152)	2013
33.1	VMI (51-154)	2010
33.3	Coastal Carolina (52-156)	2003
33.3	Coastal Carolina (56-168)	2005

LOWEST FOURTH-DOWN CONVERSION ALLOWED

10.0	Liberty (1-10)	2010
23.1	Gardner-Webb (3-13)	2012
25.0	Gardner-Webb (3-12)	2010
25.0	Gardner-Webb (6-24)	2013
26.3	Liberty (5-19)	2011
27.8	Charleston Southern (5-18)	2004
28.6	Stony Brook (6-21)	2012
29.4	Charleston Southern (5-17)	2005
30.0	VMI (6-20)	2008
30.8	Charleston Southern (8-26)	2007

RED ZONE DEFENSE

54.8	Gardner-Webb (17-31)	2002
58.1	Gardner-Webb (25-43)	2003
60.0	Presbyterian (21-35)	2014
62.5	Stony Brook (15-24)	2012
65.7	Charleston Southern (23-35)	2006
66.7	Liberty (34-51)	2002
66.7	Liberty (24-36)	2009
66.7	Liberty (20-30)	2013
67.4	Charleston Southern (31-46)	2008
67.7	Liberty (21-31)	2010

CAREER

TOTAL TACKLES

454	Jada Ross, Charleston Southern	2004-07
441	Quinn Backus, Coastal Carolina	2011-14
402	Donelle Williams, Presbyterian	2011-15
364	Jamar Leath, Coastal Carolina	2003-06
353	A.J. Gross, VMI	2007-11
348	Manny Rojas, Liberty	2003-06
345	Jeffery Williams, Gardner-Webb	2007-10
345	Chad Geter, Gardner-Webb	2012-16
324	Tanner Burch, Gardner-Webb	2011-15
323	Marty Patterson, Gardner-Webb	2007-11

SOLO TACKLES

243	Quinn Backus, Coastal Carolina	2011-14
218	Donelle Williams, Presbyterian	2011-15
203	Chad Geter, Gardner-Webb	2012-16
199	Justin Bethel, Presbyterian	2008-11
195	Jada Ross, Charleston Southern	2004-07
194	MIKE BASILE, Monmouth	2014-
177	Ed Britt, Presbyterian	2012-15
176	Marty Patterson, Gardner-Webb	2007-11
167	Mario Williams, Gardner-Webb	2002-04
166	Jeffery Williams, Gardner-Webb	2007-10

ASSISTED TACKLES

259	Jada Ross, Charleston Southern	2004-07
233	Jamar Leath, Coastal Carolina	2003-06
220	A.J. Gross, VMI	2007-11
208	Manny Rojas, Liberty	2003-06
198	Quinn Backus, Coastal Carolina	2011-14
195	Keppy Baucom, Gardner-Webb	2002-05
188	Tanner Burch, Gardner-Webb	2011-15
184	Donelle Williams, Presbyterian	2011-15
179	Todd Baldwin, VMI	2003-05
179	Jeffery Williams, Gardner-Webb	2007-10

TACKLES PER GAME (min. 200 tackles)

11.07	Mario Williams, Gardner-Webb	2002-04
10.56	Jada Ross, Charleston Southern	2004-07
9.33	Todd Baldwin, VMI	2003-05
9.32	Jeffery Williams, Gardner-Webb	2007-10
9.30	MIKE BASILE, Monmouth	2014-
9.06	Justin Huggard, VMI	2003-05
8.82	Robert Mason, VMI	2003-05
8.65	Quinn Backus, Coastal Carolina	2011-14
8.55	Donelle Williams, Presbyterian	2011-15
8.50	Nick Vaughn, Liberty	2002-04

TACKLES FOR LOSS

53.5-257	Brian Johnston, Gardner-Webb	2004-07
46.5-189	Preston Pemasa, Gardner-Webb	2010-13
44.0-234	Chima Uzowihe, Liberty	2012-15
38.0-163	Marty Patterson, Gardner-Webb	2007-11
36.0-100	A.J. Gross, VMI	2007-11
35.5-119	Jonna Lee, Charleston Southern	2003-07
35.5-165	Chad Geter, Gardner-Webb	2012-16
35.5-148	ANTHONY ELLIS, Charleston Southern	2014-
34.5-173	Adrain Grady, Coastal Carolina	2003-07
34.5-109	O.J. Mau, Gardner-Webb	2012-15

QUARTERBACK SACKS

25.0-187	Chima Uzowihe, Liberty	2012-15
20.5-140	Brian Johnston, Gardner-Webb	2004-07
17.0-124	Adrain Grady, Coastal Carolina	2003-07
16.5-97	Phillip Obob, Coastal Carolina	2006-09
16.5-114	Preston Pemasa, Gardner-Webb	2010-13
15.0-110	Jordan Woods, Gardner-Webb	2008-11
15.0-88	ANTHONY ELLIS, Charleston Southern	2014-
14.5-74	Damiso Alexander, VMI	2007-10
14.0-83	Aaron DeBerry, Liberty	2002-03
14.0-86	Maurice Simpkins, Coastal Carolina	2003-05
14.0-94	Toby Onyechi, Liberty	2011-14
14.0-78	Roderick Holder, Coastal Carolina	2012-15

INTERCEPTIONS

17	Quinton Teal, Coastal Carolina	2003-06
15	Jacob Hagen, Liberty	2011-14
13	Josh Norman, Coastal Carolina	2008-11
12	Charles James, Charleston Southern	2009-12
12	Davonte Anderson, Stony Brook	2010-12
11	Phillip Ashley, Charleston Southern	2006-08
11	Mario Norman, Coastal Carolina	2004-08
10	Dewitt Myers, Coastal Carolina	2003-06
10	Cedric McGowan, Gardner-Webb	2006-10
10	Troy McGowens, Charleston Southern	2013-16

INTERCEPTION RETURN YARDS

240	Jacob Hagen, Liberty	2011-14
225	Keon Cunningham, Coastal Carolina	2007-10
186	Kevin Fogg, Liberty	2009-13
184	Erick Harris, Liberty	2002-04
170	Phillip Ashley, Charleston Southern	2006-08
161	Davonte Anderson, Stony Brook	2010-12
159	Joe Johnson, Monmouth	2014-15
154	Quinn Backus, Coastal Carolina	2011-14
154	Dante Blackmon, Kennesaw State	2015-16
152	Justin Huggard, VMI	2003-05

INTERCEPTION RETURN TOUCHDOWNS

2	Mario Williams, Gardner-Webb	2002-04
2	Erick Harris, Liberty	2002-04
2	Cory Giddings, Stony Brook	2008-09
2	Keon Cunningham, Coastal Carolina	2007-10
2	Dominique Davenport, Coastal Caro.	2006-10
2	Antarius Terrell, Presbyterian	2009-12
2	Johnnie Houston, Coastal Carolina	2010-13

PASS BREAK-UPS

35	Josh Norman, Coastal Carolina	2008-11
32	Malcolm Jackson, Charleston Southern	2012-15
31	Quinton Teal, Coastal Carolina	2003-06
30	Mario Williams, Gardner-Webb	2002-04
26	Cedric McGowan, Gardner-Webb	2006-10
25	Charles James, Charleston Southern	2009-12
24	Patrick Calvary, Liberty	2005-08
24	Denzel Rice, Coastal Carolina	2011-14
23	Mario Norman, Coastal Carolina	2004-08
23	Ivan Toomer, Gardner-Webb	2011-15

PASSES DEFENDED

48	Quinton Teal, Coastal Carolina	2003-06
48	Josh Norman, Coastal Carolina	2008-11
38	Mario Williams, Gardner-Webb	2002-04
38	Malcolm Jackson, Charleston Southern	2012-15
37	Charles James, Charleston Southern	2009-12
36	Cedric McGowan, Gardner-Webb	2006-10
36	Jacob Hagen, Liberty	2011-14
34	Mario Norman, Coastal Carolina	2004-08
32	Patrick Calvary, Liberty	2005-08
32	Troy McGowens, Charleston Southern	2013-16

FORCED FUMBLES

9	Quinn Backus, Coastal Carolina	2011-14
8	Mario Williams, Gardner-Webb	2002-04
8	Brian Johnston, Gardner-Webb	2004-07
7	Manny Rojas, Liberty	2003-06
6	Jamar Leath, Coastal Carolina	2003-06
6	D.J. Rice, Coastal Carolina	2005-08
6	Damiso Alexander, VMI	2007-10

FUMBLE RETURNS/RECOVERIES

7	Mario Williams, Gardner-Webb	2002-04
7	Okeba Rollinson, Charleston Southern	2005-08
6	Dominick Reyes, Stony Brook	2009-12

FUMBLE RETURN YARDS

111	Jaylan Foster, Gardner-Webb	2016
99	Randall State, Liberty	2002
91	Brandon Leston, Presbyterian	2012
87	Bryant Youngblood, VMI	2006-09
85	Gabe Middlebrook, Charleston So.	2010-14

FUMBLE RETURN TOUCHDOWNS

2	Jacob Hagen, Liberty	2011-14
2	Roderick Holder, Coastal Carolina	2012-15

GAME - INDIVIDUAL

TOUCHDOWNS SCORED

- 5 Brock Jackolski, Stony Brook at Gardner-Webb (11-12-11)
- 4 Eugene Goodman, Liberty vs. VMI (10-4-03)
- 4 Aundres Perkins, Coastal Carolina vs. Charleston Southern (11-20-04)
- 4 Andre Copeland, Charleston Southern vs. West Virginia Wesleyan (10-15-05)
- 4 Maurice Price, Charleston Southern vs. Savannah State (10-22-05)
- 4 Tim Maypray, VMI vs. Presbyterian (11-22-08)
- 4 Miguel Maysonet, Stony Brook vs. Charleston Southern (10-30-10)
- 4 Miguel Maysonet, Stony Brook vs. Lafayette (9-24-11)
- 4 Sirchauncey Holloway, Liberty vs. Kentucky Wesleyan (10-1-11)
- 4 Miguel Maysonet, Stony Brook at Charleston Southern (11-5-11)
- 4 Aldreakis Allen, Liberty at Presbyterian (10-13-12)
- 4 Teddy Allen, Charleston Southern vs. Presbyterian (10-20-12)
- 4 Lorenzo Taliaferro, Coastal Carolina at Liberty (10-19-13)
- 4 Kwabena Asante, Monmouth vs. Delaware State (8-30-14)
- 4 Christian Reyes, Charleston Southern at Charlotte (9-27-14)
- 4 Trey White, Kennesaw State at Monmouth (10-29-16)

POINTS SCORED (NON-KICKING)

- 30 Brock Jackolski, Stony Brook at Gardner-Webb (11-12-11)
- 24 Eugene Goodman, Liberty vs. VMI (10-4-03)
- 24 Aundres Perkins, Coastal Carolina vs. Charleston Southern (11-20-04)
- 24 Andre Copeland, Charleston Southern vs. West Virginia Wesleyan (10-15-05)
- 24 Maurice Price, Charleston Southern vs. Savannah State (10-22-05)
- 24 Tim Maypray, VMI vs. Presbyterian (11-22-08)
- 24 Miguel Maysonet, Stony Brook vs. Charleston Southern (10-30-10)
- 24 Miguel Maysonet, Stony Brook vs. Lafayette (9-24-11)
- 24 Sirchauncey Holloway, Liberty vs. Kentucky Wesleyan (10-1-11)
- 24 Miguel Maysonet, Stony Brook at Charleston Southern (11-5-11)
- 24 Aldreakis Allen, Liberty at Presbyterian (10-13-12)
- 24 Teddy Allen, Charleston Southern vs. Presbyterian (10-20-12)
- 24 Lorenzo Taliaferro, Coastal Carolina at Liberty (10-19-13)
- 24 Kwabena Asante, Monmouth vs. Delaware State (8-30-14)
- 24 Christian Reyes, Charleston Southern at Charlotte (9-27-14)
- 24 Trey White, Kennesaw State at Monmouth (10-29-16)

POINTS SCORED KICKING

- 18 Matt Bevins (4 FG, 6 PAT), Liberty vs. Stony Brook (11-20-10)
- 17 Ryan Gates (3 FG, 8 PAT), Gardner-Webb vs. Southern Virginia (10-24-09)
- 16 Josh Hoke (3 FG, 7 PAT), Coastal Carolina vs. North Greenville (9-25-04)
- 16 Ryan Gates (3 FG, 7 PAT), Gardner-Webb vs. Mars Hill (9-5-09)
- 16 Wesley Skiffington (4 FG, 4 PAT), Stony Brook vs. Presbyterian (10-3-09)
- 16 Matt Bevins (4 FG, 4 PAT), Liberty vs. VMI (11-7-09)
- 16 Matt Bevins (4 FG, 4 PAT), Liberty vs. Gardner-Webb (11-6-10)
- 15 Andrew Harmon (3 FG, 6 PAT), Gardner-Webb at Charleston So. (11-9-02)
- 15 Scott Kiovsky (2 FG, 9 PAT), Liberty vs. Norfolk State (11-8-03)
- 15 Ryan Gates (4 FG, 3 PAT), Gardner-Webb vs. Sam Houston State (9-27-08)
- 15 Matt Bevins (3 FG, 6 PAT), Liberty at Gardner-Webb (11-14-09)
- 15 Lucas Santangelo (3 FG, 6 PAT), Monmouth at Robert Morris (10-4-14)

MOST CONSECUTIVE GAMES WITH A TOUCHDOWN

- 26 De'Angelo Henderson, Coastal Carolina (2014-15)
- 18 Zach Terrell, Liberty (2006-08)
- 12 Miguel Maysonet, Stony Brook (2012)
- 9 Rashad Jennings, Liberty (2008)
- 9 Brock Jackolski, Stony Brook (2011)
- 9 Lorenzo Taliaferro, Coastal Carolina (2013)
- 7 D.J. Abnar, Liberty (2013-14)
- 6 Zach MacDowall, Coastal Carolina (2010)
- 6 Aldreakis Allen, Liberty (2011)
- 6 Darius Hammond, Charleston Southern (2015)
- 6 Khalil Lewis, Gardner-Webb (2016)
- 6 Chaston Bennett, Kennesaw State (2016)

MOST CONSECUTIVE MULTI-TOUCHDOWN GAMES

- 6 Miguel Maysonet, Stony Brook (2012)
- 6 Chaston Bennett, Kennesaw State (2016)
- 5 Patrick Hall, Coastal Carolina (2004)
- 5 Lorenzo Taliaferro, Coastal Carolina (2013)
- 4 Brock Jackolski, Stony Brook (2011)
- 3 William Andrews Jr., Gardner-Webb (2002-03)
- 3 Kevin Norrell, Stony Brook (2012)
- 3 Marcus Whitener, Coastal Carolina (2012)
- 3 De'Angelo Henderson, Coastal Carolina (2014)
- 3 De'Angelo Henderson, Coastal Carolina (2015)
- 3 Mike Holloway, Charleston Southern (2015)
- 3 Mike Holloway, Charleston Southern (2016)

GAME - TEAM

POINTS SCORED

- 77 Stony Brook vs. Pace (9-8-12)
- 76 Stony Brook at Gardner-Webb (11-12-11)
- 73 Liberty vs. VMI (11-10-07)
- 73 Liberty vs. Kentucky Wesleyan (9-28-13)
- 71 Coastal Carolina vs. Mansfield (11-12-05)
- 70 Coastal Carolina vs. Charleston Southern (11-20-10)
- 69 Liberty vs. Norfolk State (11-8-03)
- 69 VMI vs. Chowan (9-20-08)
- 69 Presbyterian vs. Bluefield (9-6-14)
- 68 Liberty vs. St. Francis, Pa. (9-29-07)
- 68 Stony Brook at Iona (11-8-08)

TOUCHDOWNS SCORED

- 11 Stony Brook at Gardner-Webb (11-12-11)
- 11 Stony Brook vs. Pace (9-8-12)
- 10 Coastal Carolina vs. Mansfield (11-12-05)
- 10 Liberty vs. VMI (11-10-07)
- 10 VMI vs. Chowan (9-20-08)
- 10 Stony Brook at Iona (11-8-08)
- 10 Coastal Carolina vs. Charleston Southern (11-20-10)
- 10 Liberty vs. Kentucky Wesleyan (9-28-13)
- 10 Presbyterian vs. Bluefield (9-6-14)
- 9 11 times

POINTS SCORED KICKING

- 18 Liberty (4 FG, 6 PAT) vs. VMI (11-7-09)
- 18 Liberty (4 FG, 6 PAT) vs. Stony Brook (11-20-10)
- 17 Gardner-Webb (3 FG, 8 PAT) vs. Southern Virginia (10-24-09)
- 16 Coastal Carolina (3 FG, 7 PAT) vs. North Greenville (9-25-04)
- 16 Gardner-Webb (3 FG, 7 PAT) vs. Mars Hill (9-5-09)
- 16 Stony Brook (4 FG, 4 PAT) vs. Presbyterian (10-3-09)
- 16 Liberty (3 FG, 7 PAT) vs. Coastal Carolina (10-17-09)
- 16 Liberty (4 FG, 4 PAT) vs. Gardner-Webb (11-6-10)
- 15 Gardner-Webb (3 FG, 6 PAT) at Charleston Southern (11-9-02)
- 15 Liberty (2 FG, 9 PAT) vs. Norfolk State (11-8-03)
- 15 Gardner-Webb (4 FG, 3 PAT) vs. Sam Houston State (9-27-08)
- 15 Liberty (3 FG, 6 PAT) at Gardner-Webb (11-14-09)
- 15 Monmouth (3 FG, 6 PAT) at Robert Morris (10-4-14)

CONSECUTIVE GAMES WITH A POINT SCORED

- | | |
|-------------------------------|---------------------------------|
| 133 LIBERTY | Oct. 1, 2005 - present |
| 67 Coastal Carolina | Sept. 6, 2003 - Nov. 15, 2008 |
| 61 VMI | Oct. 16, 2004 - Sept. 4, 2010 |
| 57 Coastal Carolina | Nov. 5, 2011 - Nov. 28, 2015 |
| 57 CHARLESTON SOUTHERN | Sept. 22, 2012 - present |
| 56 Gardner-Webb | Aug. 28, 2008 - Aug. 31, 2013 |
| 54 Stony Brook | Oct. 18, 2008 - Dec. 1, 2012 |
| 50 Gardner-Webb | Oct. 4, 2003 - Nov. 10, 2007 |
| 47 Presbyterian | Aug. 30, 2008 - Sept. 8, 2012 |
| 38 Charleston Southern | Sept. 17, 2005 - Oct. 18, 2008 |

CONSECUTIVE BIG SOUTH GAMES WITH A POINT SCORED

- | | |
|-------------------------------|-------------------------------|
| 73 LIBERTY | Oct. 5, 2002 - present |
| 54 VMI | Oct. 4, 2003 - Nov. 9, 2013 |
| 47 CHARLESTON SOUTHERN | Nov. 1, 2008 - present |
| 43 Presbyterian | Oct. 3, 2009 - Oct. 29, 2016 |
| 30 Gardner-Webb | Oct. 4, 2008 - Oct. 12, 2013 |
| 28 Stony Brook | Oct. 18, 2008 - Nov. 10, 2012 |
| 24 Coastal Carolina | Oct. 4, 2003 - Nov. 8, 2008 |
| 24 Coastal Carolina | Nov. 5, 2011 - Nov. 19, 2015 |
| 22 Gardner-Webb | Oct. 5, 2002 - Nov. 10, 2007 |
| 15 Charleston Southern | Nov. 20, 2004 - Oct. 18, 2008 |
| 15 Coastal Carolina | Oct. 10, 2009 - Oct. 22, 2011 |

CONSECUTIVE GAMES SCORING IN DOUBLE FIGURES

- | | |
|------------------------|---------------------------------|
| 76 Liberty | Oct. 2, 2010 - Nov. 12, 2016 |
| 57 Coastal Carolina | Nov. 5, 2011 - Nov. 28, 2015 |
| 45 Liberty | Sept. 23, 2006 - Sept. 18, 2010 |
| 42 Coastal Carolina | Sept. 24, 2005 - Nov. 15, 2008 |
| 30 Charleston Southern | Sept. 17, 2005 - Nov. 10, 2007 |
| 28 Stony Brook | Oct. 18, 2008 - Sept. 3, 2011 |
| 25 Charleston Southern | Oct. 13, 2012 - Oct. 11, 2014 |
| 24 Stony Brook | Sept. 17, 2011 - Dec. 1, 2012 |
| 22 VMI | Sept. 29, 2007 - Oct. 3, 2009 |
| 14 Gardner-Webb | Oct. 9, 2004 - Oct. 29, 2005 |
| 14 Presbyterian | Sept. 19, 2009 - Oct. 2, 2010 |

SEASON - TEAM

POINTS SCORED

615	Coastal Carolina	2013
522	Coastal Carolina	2014
494	Stony Brook	2011
469	Liberty	2007
460	Stony Brook	2012
448	Liberty	2014
447	Liberty	2013
446	Coastal Carolina	2012
428	Kennesaw State	2016
421	Coastal Carolina	2015

SCORING OFFENSE

42.6	Liberty	2007
41.0	Coastal Carolina	2013
38.9	Kennesaw State	2016
38.0	Stony Brook	2011
37.5	Coastal Carolina	2004
37.3	Coastal Carolina	2014
37.2	Liberty	2013
36.5	Liberty	2010
36.4	Liberty	2009
35.9	Liberty	2011

TOUCHDOWNS SCORED

84	Coastal Carolina	2013
67	Coastal Carolina	2014
66	Stony Brook	2011
61	Liberty	2007
61	Stony Brook	2012
60	Liberty	2013
60	Kennesaw State	2016
58	Coastal Carolina	2012
56	Liberty	2014
55	Coastal Carolina	2004

OFFENSIVE TOUCHDOWNS

80	Coastal Carolina	2013
61	Stony Brook	2011
61	Coastal Carolina	2014
60	Stony Brook	2012
58	Kennesaw State	2016
57	Liberty	2013
54	Coastal Carolina	2012
53	Coastal Carolina	2006
53	Liberty	2007
53	Liberty	2014

MOST 30-POINT GAMES

13	Coastal Carolina	2014
11	Coastal Carolina	2013
10	Liberty	2007
9	Stony Brook	2011
8	Coastal Carolina	2004
8	Liberty	2008
8	Liberty	2010
8	Charleston Southern	2015
8	Coastal Carolina	2015
8	Kennesaw State	2016

MOST 40-POINT GAMES

10	Coastal Carolina	2013
7	Stony Brook	2011
7	Kennesaw State	2016
6	Liberty	2010
6	Stony Brook	2012
5	Coastal Carolina	2004
5	Liberty	2007
5	Liberty	2009
5	Liberty	2013
5	Coastal Carolina	2014

MOST 50-POINT GAMES

6	Coastal Carolina	2013
4	Liberty	2009
4	Liberty	2013
3	Coastal Carolina	2004
3	Gardner-Webb	2005
3	Liberty	2007
3	Liberty	2010
3	Stony Brook	2011
3	Gardner-Webb	2013
3	Monmouth	2014
3	Kennesaw State	2015

MOST 30-POINT CONFERENCE GAMES

6	Liberty	2010
6	Stony Brook	2011
5	Liberty	2008
5	Liberty	2009
5	Coastal Carolina	2010
5	Liberty	2011
5	Coastal Carolina	2012

MOST 40-POINT CONFERENCE GAMES

6	Stony Brook	2011
4	Liberty	2009
4	Liberty	2010
4	Stony Brook	2012
4	Coastal Carolina	2013
3	Coastal Carolina	2012
3	Coastal Carolina	2014
3	Kennesaw State	2016

MOST 50-POINT CONFERENCE GAMES

4	Liberty	2009
2	Coastal Carolina	2007
2	Liberty	2007
2	Stony Brook	2011
2	Coastal Carolina	2012
2	Coastal Carolina	2013
2	Liberty	2013

MOST POINTS SCORED, CONFERENCE SEASON

293	Stony Brook (6 games)	2011
271	Liberty (6 games)	2009
252	Coastal Carolina (6 games)	2012
244	Liberty (6 games)	2010
239	Coastal Carolina (6 games)	2010
235	Coastal Carolina (5 games)	2013
232	Stony Brook (6 games)	2012
231	Liberty (6 games)	2011
226	Stony Brook (6 games)	2010
197	Liberty (6 games)	2012

SCORING OFFENSE, CONFERENCE SEASON

48.8	Stony Brook (293 in 6)	2011
47.8	Liberty (191 in 4)	2007
47.0	Coastal Carolina (235 in 5)	2013
45.2	Liberty (271 in 6)	2009
42.0	Gardner-Webb (126 in 3)	2002
42.0	Coastal Carolina (252 in 6)	2012
40.7	Liberty (244 in 6)	2010
39.8	Coastal Carolina (239 in 6)	2010
38.7	Stony Brook (232 in 6)	2012
38.5	Liberty (231 in 6)	2011

CONSECUTIVE GAMES SCORING 30 POINTS

11	Coastal Carolina
9	Liberty
9	Stony Brook
8	Coastal Carolina
7	Liberty
7	Coastal Carolina
5	Coastal Carolina
5	Liberty
5	Charleston Southern
5	Charleston Southern
5	Liberty
5	Coastal Carolina

CONSECUTIVE BIG SOUTH GAMES SCORING 30 POINTS

13	Liberty
12	Liberty
8	Coastal Carolina
7	Stony Brook
5	Coastal Carolina
5	Coastal Carolina
4	Gardner-Webb
4	Coastal Carolina
4	Charleston Southern
4	Stony Brook

CONSECUTIVE GAMES SCORING 40 POINTS

7	Stony Brook
7	Coastal Carolina
4	Kennesaw State
3	Gardner-Webb
3	Coastal Carolina
3	Gardner-Webb
3	Liberty
3	Liberty
3	Stony Brook
3	Coastal Carolina

CONSECUTIVE BIG SOUTH GAMES SCORING 40 POINTS

7	Stony Brook
6	Coastal Carolina
3	Gardner-Webb
3	Coastal Carolina
3	Gardner-Webb
3	Liberty
3	Liberty
3	Stony Brook
3	Coastal Carolina
3	Kennesaw State

CONSECUTIVE GAMES SCORING 50 POINTS

3	Gardner-Webb
3	Liberty
3	Coastal Carolina
3	Coastal Carolina
2	Coastal Carolina
2	Stony Brook
2	Gardner-Webb
2	Monmouth
2	Coastal Carolina
2	Kennesaw State

CONSECUTIVE BIG SOUTH GAMES SCORING 50 POINTS

3	Liberty
2	Stony Brook
2	Coastal Carolina
2	Coastal Carolina

ALL-TIME 50-POINT GAMES

23	Liberty
20	Coastal Carolina
13	Gardner-Webb
8	Stony Brook
6	Charleston Southern
5	Kennesaw State
4	Monmouth
3	VMI
1	Elon
1	Presbyterian

SEASON - INDIVIDUAL

OVERALL SCORING

174	Lorenzo Taliaferro, Coastal Carolina	2013
138	Miguel Maysonet, Stony Brook	2012
126	De'Angelo Henderson, Coastal Carolina	2014
120	Brock Jackolski, Stony Brook	2011
114	Rashad Jennings, Liberty	2008
114	De'Angelo Henderson, Coastal Carolina	2015
107	Matt Bevins, Liberty	2009
105	Matt Bevins, Liberty	2010
104	Rashad Jennings, Liberty	2007
102	Desmond Rice, Liberty	2013

KICK SCORING

107	Matt Bevins, Liberty	2009
105	Matt Bevins, Liberty	2010
101	Noah Greenbaum, Liberty	2007
100	John Lunsford, Liberty	2014
97	Alex Catron, Coastal Carolina	2014
93	Wesley Skiffington, Stony Brook	2011
91	Matt Sharpe, VMI	2003
90	Alex Catron, Coastal Carolina	2013
87	Wesley Skiffington, Stony Brook	2012
86	Ryan Granger, Coastal Carolina	2015

TOUCHDOWNS SCORED

29	Lorenzo Taliaferro, Coastal Carolina	2013
23	Miguel Maysonet, Stony Brook	2012
21	De'Angelo Henderson, Coastal Carolina	2014
20	Brock Jackolski, Stony Brook	2011
19	Rashad Jennings, Liberty	2008
19	De'Angelo Henderson, Coastal Carolina	2015
17	Rashad Jennings, Liberty	2007
17	Desmond Rice, Liberty	2013
16	Jerome Simpson, Coastal Carolina	2006
16	Miguel Maysonet, Stony Brook	2011
16	D.J. Abnar, Liberty	2014

MULTI-TOUCHDOWN GAMES

9	Miguel Maysonet, Stony Brook	2012
9	Lorenzo Taliaferro, Coastal Carolina	2013
7	Rashad Jennings, Liberty	2008
6	Rashad Jennings, Liberty	2007
6	Desmond Rice, Liberty	2013
6	D.J. Abnar, Liberty	2014
6	De'Angelo Henderson, Coastal Carolina	2015
6	Chaston Bennett, Kennesaw State	2016
5	Aundres Perkins, Coastal Carolina	2003
5	Patrick Hall, Coastal Carolina	2004
5	Aundres Perkins, Coastal Carolina	2005
5	Jerome Simpson, Coastal Carolina	2006
5	Patrick Hall, Gardner-Webb	2009
5	Chris Summers, Liberty	2010
5	Brock Jackolski, Stony Brook	2011
5	De'Angelo Henderson, Coastal Carolina	2014

5-TOUCHDOWN GAMES

1	Brock Jackolski, Stony Brook	2011
---	------------------------------	------

4-TOUCHDOWN GAMES

2	Miguel Maysonet, Stony Brook	2011
1	Eugene Goodman, Liberty	2003
1	Aundres Perkins, Coastal Carolina	2004
1	Andre Copeland, Charleston Southern	2005
1	Maurice Price, Charleston Southern	2005
1	Tim Maypray, VMI	2008
1	Miguel Maysonet, Stony Brook	2010
1	Brock Jackolski, Stony Brook	2011
1	SirChauncey Holloway, Liberty	2011
1	Aldreakis Allen, Liberty	2012
1	Teddy Allen, Charleston Southern	2012
1	Lorenzo Taliaferro, Coastal Carolina	2013
1	Kwabena Asante, Monmouth	2014
1	Christian Reyes, Charleston Southern	2014
1	Trey White, Kennesaw State	2016

3-TOUCHDOWN GAMES

5	Lorenzo Taliaferro, Coastal Carolina	2013
3	Eugene Goodman, Liberty	2003
3	Rashad Jennings, Liberty	2007
3	Brock Jackolski, Stony Brook	2011
3	Miguel Maysonet, Stony Brook	2011
3	Desmond Rice, Liberty	2013

10-POINT KICKING GAMES

5	Noah Greenbaum, Liberty	2007
5	Matt Bevins, Liberty	2010
5	Alex Probert, Liberty	2016
4	Matt Sharpe, VMI	2003
4	Josh Hoke, Coastal Carolina	2004
4	Matt Bevins, Liberty	2009
4	John Paglia, Charleston Southern	2009
4	John Lunsford, Liberty	2014
3	Josh Hoke, Coastal Carolina	2006
3	Ryan Gates, Gardner-Webb	2008
3	Trever Austin, Gardner-Webb	2011
3	Wesley Skiffington, Stony Brook	2011
3	Wesley Skiffington, Stony Brook	2012
3	Justin Thompson, Kennesaw State	2015
3	Ryan Granger, Coastal Carolina	2015



Aundres Perkins, Coastal Carolina (2003-06)



Lorenzo Taliaferro, Coastal Carolina (2012-13)

CAREER

OVERALL SCORING

318	Miguel Maysonet, Stony Brook	2010-12
316	Wesley Skiffington, Stony Brook	2009-12
309	Matt Bevins, Liberty	2008-11
297	Josh Hoke, Coastal Carolina	2003-06
294	John Lunsford, Liberty	2012-15
286	Aundres Perkins, Coastal Carolina	2003-06
278	Rashad Jennings, Liberty	2006-08
278	De'Angelo Henderson, Coastal Caro.	2013-15
264	Jerome Simpson, Coastal Carolina	2004-07
260	Alex Catron, Coastal Carolina	2011-14

NON-KICK SCORING

318	Miguel Maysonet, Stony Brook	2010-12
286	Aundres Perkins, Coastal Carolina	2003-06
278	Rashad Jennings, Liberty	2006-08
278	De'Angelo Henderson, Coastal Caro.	2013-15
264	Jerome Simpson, Coastal Carolina	2004-07
228	Tim Maypray, VMI	2006-09
204	Lorenzo Taliaferro, Coastal Carolina	2012-13
194	Du Vaughn Flagler, Gardner-Webb	2004-07
192	Mike Brown, Liberty	2008-11
192	Brock Jackolski, Stony Brook	2010-11

KICK SCORING

316	Wesley Skiffington, Stony Brook	2009-12
309	Matt Bevins, Liberty	2008-11
297	Josh Hoke, Coastal Carolina	2003-06
294	John Lunsford, Liberty	2012-15
260	Alex Catron, Coastal Carolina	2011-14
240	Justin Durham, Coastal Carolina	2007-10
228	Hunter Smith, Gardner-Webb	2003-06
214	Nick Ellis, Charleston Southern	2003-07
198	Ryan Gates, Gardner-Webb	2008-10
145	PAUL SCHUMACHER, Gardner-Webb	2014

TOUCHDOWNS SCORED

53	Miguel Maysonet, Stony Brook	2010-12
47	Aundres Perkins, Coastal Carolina	2003-06
46	Rashad Jennings, Liberty	2006-08
46	De'Angelo Henderson, Coastal Carolina	2013-15
44	Jerome Simpson, Coastal Carolina	2004-07
38	Tim Maypray, VMI	2006-09
34	Lorenzo Taliaferro, Coastal Carolina	2012-13
32	Du Vaughn Flagler, Gardner-Webb	2004-07
32	Mike Brown, Liberty	2008-11
32	Brock Jackolski, Stony Brook	2010-11

20-TOUCHDOWN SEASONS

1	Brock Jackolski, Stony Brook	2010-11
1	Miguel Maysonet, Stony Brook	2010-12
1	Lorenzo Taliaferro, Coastal Carolina	2012-13
1	De'Angelo Henderson, Coastal Caro.	2013-15

10-TOUCHDOWN SEASONS

3	Aundres Perkins, Coastal Carolina	2003-06
3	Rashad Jennings, Liberty	2006-08
3	Tim Maypray, VMI	2006-09
3	Miguel Maysonet, Stony Brook	2010-12
2	Jerome Simpson, Coastal Carolina	2004-07
2	Zach Terrell, Liberty	2005-08
2	Brock Jackolski, Stony Brook	2010-11
2	Aldreakis Allen, Liberty	2009-13
2	De'Angelo Henderson, Coastal Caro.	2013-15
2	Desmond Rice, Liberty	2011-15
2	Mike Holloway, Charleston Southern	2013-16

MULTI-TOUCHDOWN GAMES

16	Rashad Jennings, Liberty	2006-08
15	Miguel Maysonet, Stony Brook	2010-12
14	Aundres Perkins, Coastal Carolina	2003-06
14	Jerome Simpson, Coastal Carolina	2004-07
11	De'Angelo Henderson, Coastal Carolina	2013-15
10	Patrick Hall, Gardner-Webb	2007-10
10	Lorenzo Taliaferro, Coastal Carolina	2012-13
9	Brock Jackolski, Stony Brook	2010-11
9	Aldreakis Allen, Liberty	2009-13
9	Desmond Rice, Liberty	2011-15

5-TOUCHDOWN GAMES

1	Brock Jackolski, Stony Brook	2010-11
---	------------------------------	---------

4-TOUCHDOWN GAMES

3	Miguel Maysonet, Stony Brook	2010-12
1	Eugene Goodman, Liberty	2002-04
1	Aundres Perkins, Coastal Carolina	2003-06
1	Andre Copeland, Charleston Southern	2005
1	Maurice Price, Charleston Southern	2004-06
1	Tim Maypray, VMI	2006-09
1	SirChauncey Holloway, Liberty	2009-12
1	Brock Jackolski, Stony Brook	2010-11
1	Aldreakis Allen, Liberty	2009-13
1	Teddy Allen, Charleston Southern	2010-13
1	Lorenzo Taliaferro, Coastal Carolina	2012-13
1	Christian Reyes, Charleston Southern	2013-14
1	Kwabena Asanate, Monmouth	2014
1	Trey White, Kennesaw State	2015-16

3-TOUCHDOWN GAMES

7	Rashad Jennings, Liberty	2006-08
7	Miguel Maysonet, Stony Brook	2010-12
5	Lorenzo Taliaferro, Coastal Carolina	2012-13
4	Brock Jackolski, Stony Brook	2010-11
4	Desmond Rice, Liberty	2011-15
3	Eugene Goodman, Liberty	2002-04
3	Aundres Perkins, Coastal Carolina	2003-06
3	Mike Tolbert, Coastal Carolina	2004-07
3	Dominic Bolden, Liberty	2005-08
3	Edwin Gowins, Stony Brook	2008-10
3	Aldreakis Allen, Liberty	2009-13
3	De'Angelo Henderson, Coastal Caro.	2013-15
3	Darrin Peterson, Liberty	2012-15
3	Trey White, Kennesaw State	2015-16

10-POINT KICKING GAMES

11	Matt Bevins, Liberty	2008-11
10	Josh Hoke, Coastal Carolina	2003-06
8	Wesley Skiffington, Stony Brook	2009-12
8	John Lunsford, Liberty	2012-15
5	Noah Greenbaum, Liberty	2007
5	Ryan Gates, Gardner-Webb	2008-10
5	John Paglia, Charleston Southern	2008-10
5	ALEX PROBERT, Liberty	2016-
4	Matt Sharpe, VMI	2003
4	Justin Durham, Coastal Carolina	2007-10
4	Alex Catron, Coastal Carolina	2011-14
4	JUSTIN THOMPSON, Kennesaw State	2015-

PLAYERS WITH INTERCEPTION, FUMBLE, PUNT RETURN AND KICKOFF RETURN TOUCHDOWNS

1	Kevin Fogg, Liberty (3 KR, 1 PR, 1 INT, 1 FUM)
---	------------------------------------------------

DEFENSIVE EXTRA POINTS

1	Robert Mason, VMI	2003-05
1	Erick Harris, Liberty	2002-04
1	Kevin Moon, Liberty	2003-05
1	Grant Harris, VMI	2003-05
1	Sean Lundy, Coastal Carolina	2005-06
1	Gerald Stevenson, Charleston So.	2007-10
1	Juan Thrasher, VMI	2008-11
1	Bryant Youngblood, VMI	2006-09
1	Dontavais Johnson, Coastal Carolina	2010-12
1	Mike McClure, Coastal Carolina	2010-13
1	LJ Perry, Presbyterian	2010-12
1	Dontavais Johnson, Coastal Carolina	2010-12
1	STEVE OSONDU, Presbyterian	2014-



Miguel Maysonet, Stony Brook (2010-12)



De'Angelo Henderson, Coastal Carolina (2013-15)



Kevin Fogg, Liberty (2009-13)

GAME - INDIVIDUAL

PAT KICKS ATTEMPTED

- 11 Wesley Skiffington, Stony Brook vs. Pace (9-8-12)
- 10 Noah Greenbaum, Liberty vs. VMI (11-10-07)
- 10 Luke Gaddis, Stony Brook vs. Iona (11-8-08)
- 10 Justin Durham, Coastal Carolina vs. Charleston Southern (11-20-10)
- 10 Wesley Skiffington, Stony Brook at Gardner-Webb (11-12-11)
- 10 John Lunsford, Liberty vs. Kentucky Wesleyan (9-28-13)
- 9 Scott Kiovsky, Liberty vs. Norfolk State (11-8-03)
- 9 Josh Hoke, Coastal Carolina vs. Mansfield (11-12-05)
- 9 Josh Hoke, Coastal Carolina vs. Savannah State (11-4-06)
- 9 Noah Greenbaum, Liberty vs. St. Francis, Pa. (9-29-07)
- 9 Taylor Ports, Gardner-Webb vs. Savannah State (11-3-07)
- 9 Greg Stevens, VMI vs. Chowan (9-20-08)
- 9 Matt Bevins, Liberty vs. Coastal Carolina (10-15-11)

PAT KICKS MADE

- 11 Wesley Skiffington, Stony Brook vs. Pace (9-8-12)
- 10 Noah Greenbaum, Liberty vs. VMI (11-10-07)
- 10 Justin Durham, Coastal Carolina vs. Charleston Southern (11-20-10)
- 10 Wesley Skiffington, Stony Brook at Gardner-Webb (11-12-11)
- 10 John Lunsford, Liberty vs. Kentucky Wesleyan (9-28-13)
- 9 Scott Kiovsky, Liberty vs. Norfolk State (11-8-03)
- 9 Josh Hoke, Coastal Carolina vs. Mansfield (11-12-05)
- 9 Josh Hoke, Coastal Carolina vs. Savannah State (11-4-06)
- 9 Taylor Ports, Gardner-Webb vs. Savannah State (11-3-07)
- 9 Greg Stevens, VMI vs. Chowan (9-20-08)
- 9 Matt Bevins, Liberty vs. Coastal Carolina (10-15-11)

PAT KICK PERCENTAGE (min. 9 attempts)

- 100.0 Wesley Skiffington (11-of-11), Stony Brook vs. Pace (9-8-12)
- 100.0 Noah Greenbaum (10-of-10), Liberty vs. VMI (11-10-07)
- 100.0 Justin Durham (10-of-10), Coastal Carolina vs. Charleston Southern (11-20-10)
- 100.0 Wesley Skiffington (10-of-10), Stony Brook at Gardner-Webb (11-12-11)
- 100.0 John Lunsford (10-of-10), Liberty vs. Kentucky Wesleyan (9-28-13)
- 100.0 Scott Kiovsky (9-of-9), Liberty vs. Norfolk State (11-8-03)
- 100.0 Josh Hoke (9-of-9), Coastal Carolina vs. Mansfield (11-12-05)
- 100.0 Josh Hoke (9-of-9), Coastal Carolina vs. Savannah State (11-4-06)
- 100.0 Taylor Ports (9-of-9), Gardner-Webb vs. Savannah State (11-3-07)
- 100.0 Greg Stevens (9-of-9), VMI vs. Chowan (9-20-08)
- 100.0 Matt Bevins (9-of-9), Liberty vs. Coastal Carolina (10-15-11)

FIELD GOAL ATTEMPTS

- 7 Justin Thompson, Kennesaw State vs. Shorter (9-19-15)
- 5 Matt Sharpe, VMI vs. Charleston Southern (10-11-03)
- 5 Matt Sharpe, VMI at Coastal Carolina (11-1-03)
- 5 Josh Hoke, Coastal Carolina at Liberty (10-22-05)
- 5 Josh Hoke, Coastal Carolina vs. Elon (9-2-06)
- 5 Justin Durham, Coastal Carolina vs. Winston-Salem State (9-8-07)
- 5 John Lunsford, Liberty at Gardner-Webb (10-10-15)
- 5 Justin Thompson, Kennesaw State vs. Gardner-Webb (10-17-15)

FIELD GOALS MADE

- 4 Matt Sharpe, VMI vs. Gardner-Webb (10-18-03)
- 4 Matt Sharpe, VMI at Coastal Carolina (11-1-03)
- 4 Josh Hoke, Coastal Carolina vs. Elon (9-2-06)
- 4 Nick Ellis, Charleston Southern vs. Savannah State (10-6-07)
- 4 Ryan Gates, Gardner-Webb vs. Sam Houston State (9-27-08)
- 4 Matt Bevins, Liberty vs. Elon (11-22-08)
- 4 Wesley Skiffington, Stony Brook vs. Presbyterian (10-3-09)
- 4 Matt Bevins, Liberty vs. VMI (11-7-09)
- 4 Matt Bevins, Liberty vs. Gardner-Webb (11-6-10)
- 4 Matt Bevins, Liberty vs. Stony Brook (11-20-10)
- 4 Trevor Austin, Gardner-Webb at Coastal Carolina (10-22-11)
- 4 Jordan Day, Gardner-Webb vs. Richmond (9-14-13)
- 4 Justin Thompson, Kennesaw State vs. Shorter (9-19-15)
- 4 Justin Thompson, Kennesaw State vs. Gardner-Webb (10-17-15)

FIELD GOAL PERCENTAGE (min. 4 attempts)

- 100.0 10 times, last by Jordan Day (4-of-4), Gardner-Webb vs. Richmond (9-14-13)

MOST 40-PLUS YARD FIELD GOALS

- 3 Matt Bevins (43, 42, 40), Liberty vs. VMI (11-7-09)
- 3 John Paglia (51, 46, 43), Charleston Southern vs. Stony Brook (11-14-09)
- 3 Alex Probert (47, 50, 47), Liberty at Kennesaw State (10-15-16)

LONGEST FIELD GOAL

- 60 John Lunsford, Liberty vs. Richmond (10-4-14)
- 57 John Lunsford, Liberty vs. Bryant (9-20-14)
- 57 John Lunsford, Liberty at Southern Illinois (9-26-15)
- 57 John Lunsford, Liberty vs. Kennesaw State (10-24-15)
- 56 John Lunsford, Liberty at James Madison (11-29-14)
- 56 John Lunsford, Liberty at Georgia State (10-3-15)
- 53 Matt Sharpe, VMI at Coastal Carolina (11-1-03)
- 53 Barrett Way, VMI vs. Liberty (11-6-04)
- 53 Alex Catron, Coastal Carolina at Gardner-Webb (11-1-14)
- 52 six times

LONGEST FIELD GOAL ATTEMPT

- 60 John Lunsford, Liberty vs. Richmond, 10-4-14 (good)
- 57 Josh Hoke, Coastal Carolina vs. Delaware State, 9-24-05 (no good)
- 57 John Lunsford, Liberty at Old Dominion, 10-5-13 (no good)
- 57 John Lunsford, Liberty vs. Bryant, 9-20-14 (good)
- 57 John Lunsford, Liberty at Appalachian State, 10-11-14 (no good)
- 57 John Lunsford, Liberty at Southern Illinois, 9-26-15 (blocked)
- 57 John Lunsford, Liberty at Southern Illinois, 9-26-15 (good)
- 57 John Lunsford, Liberty vs. Kennesaw State, 10-24-15 (good)
- 56 John Lunsford, Liberty vs. VMI, 11-2-13 (no good)
- 56 John Lunsford, Liberty at James Madison, 11-29-14 (good)
- 56 John Lunsford, Liberty at Georgia State, 10-3-14 (good)

GAME - TEAM

PAT KICKS ATTEMPTED

- 11 Stony Brook vs. Pace (9-8-12)
- 10 Liberty vs. VMI (11-10-07)
- 10 Stony Brook at Iona (11-8-08)
- 10 Coastal Carolina vs. Charleston Southern (11-20-10)
- 10 Stony Brook at Gardner-Webb (11-12-11)
- 10 Liberty vs. Kentucky Wesleyan (9-28-13)
- 10 Presbyterian vs. Bluefield (9-6-14)

PAT KICKS MADE

- 11 Stony Brook vs. Pace (9-8-12)
- 10 Liberty vs. VMI (11-10-07)
- 10 Coastal Carolina vs. Charleston Southern (11-20-10)
- 10 Stony Brook at Gardner-Webb (11-12-11)
- 10 Liberty vs. Kentucky Wesleyan (9-28-13)

PAT KICKS PERCENTAGE (min. 10 attempts)

- 100.0 Stony Brook (11-of-11) vs. Pace (9-8-12)
- 100.0 Liberty (10-of-10) vs. VMI (11-10-07)
- 100.0 Coastal Carolina (10-of-10) vs. Charleston Southern (11-20-10)
- 100.0 Stony Brook (10-of-10) at Gardner-Webb (11-12-11)
- 100.0 Liberty (10-of-10) vs. Kentucky Wesleyan (9-28-13)

FIELD GOAL ATTEMPTS

- 7 Kennesaw State vs. Shorter (9-19-15)
- 5 VMI vs. Charleston Southern (10-11-03)
- 5 VMI at Coastal Carolina (11-1-03)
- 5 Coastal Carolina at Liberty (10-22-05)
- 5 Coastal Carolina vs. Elon (9-2-06)
- 5 Coastal Carolina vs. Winston-Salem State (9-8-07)
- 5 Liberty at Gardner-Webb (10-10-15)
- 5 Kennesaw State vs. Gardner-Webb (10-17-15)

FIELD GOALS MADE

- 4 14 times, last by Kennesaw State vs. Gardner-Webb (10-17-15)

FIELD GOAL PERCENTAGE (min. 4 attempts)

- 100.0 VMI (4-of-4) vs. Gardner-Webb (10-18-03)
- 100.0 Charleston Southern (4-of-4) vs. Savannah State (10-6-07)
- 100.0 Gardner-Webb (4-of-4) vs. Sam Houston State (9-27-08)
- 100.0 Liberty (4-of-4) vs. Elon (11-22-08)
- 100.0 Stony Brook (4-of-4) vs. Presbyterian (10-3-09)
- 100.0 Liberty (4-of-4) vs. VMI (11-7-09)
- 100.0 Liberty (4-of-4) vs. Gardner-Webb (11-6-10)
- 100.0 Liberty (4-of-4) vs. Stony Brook (11-20-10)
- 100.0 Gardner-Webb (4-of-4) at Coastal Carolina (10-22-11)
- 100.0 Gardner-Webb (4-of-4) vs. Richmond (9-14-13)

SEASON - INDIVIDUAL

PATs

60	Wesley Skiffington, Stony Brook	2011
60	Alex Catron, Coastal Carolina	2013
56	Noah Greenbaum, Liberty	2007
53	Josh Hoke, Coastal Carolina	2004
53	John Lunsford, Liberty	2013
52	Alex Catron, Coastal Carolina	2014
51	Wesley Skiffington, Stony Brook	2012
49	Josh Hoke, Coastal Carolina	2006
48	Greg Stevens, VMI	2008
46	Alex Catron, Coastal Carolina	2012

PAT ATTEMPTS

63	Alex Catron, Coastal Carolina	2013
62	Wesley Skiffington, Stony Brook	2011
59	Noah Greenbaum, Liberty	2007
54	Josh Hoke, Coastal Carolina	2004
53	John Lunsford, Liberty	2013
53	Alex Catron, Coastal Carolina	2014
52	Wesley Skiffington, Stony Brook	2012
50	Josh Hoke, Coastal Carolina	2006
50	Greg Stevens, VMI	2008
48	Alex Catron, Coastal Carolina	2012

PAT PERCENTAGE (min. 35 made)

100.0	John Lunsford (53-53), Liberty	2013
100.0	Josh Hoke (38-38), Coastal Carolina	2005
100.0	Ryan Gates (38-38), Gardner-Webb	2009
100.0	Ryan Granger (38-38), Coastal Carolina	2015
98.1	Josh Hoke (53-54), Coastal Carolina	2004
98.1	Alex Catron (52-53), Coastal Carolina	2014
98.1	Wesley Skiffington (51-52), Stony Brook	2012
98.0	Josh Hoke (49-50), Coastal Carolina	2006
97.8	Matt Bevins (45-46), Liberty	2010
97.7	John Lunsford (43-44), Liberty	2014

FIELD GOALS

22	Matt Bevins, Liberty	2009
20	Matt Bevins, Liberty	2010
19	John Lunsford, Liberty	2014
17	Matt Sharpe, VMI	2003
16	Ryan Gates, Gardner-Webb	2008
16	John Paglia, Charleston Southern	2009
16	Ryan Granger, Coastal Carolina	2015
15	Wes Skiffington, Stony Brook	2009
15	Noah Greenbaum, Liberty	2007
15	Alex Catron, Coastal Carolina	2014
15	Alex Probert, Liberty	2016

FIELD GOAL ATTEMPTS

27	Matt Bevins, Liberty	2010
26	Matt Bevins, Liberty	2009
25	Alex Catron, Coastal Carolina	2014
24	Matt Sharpe, VMI	2003
24	John Lunsford, Liberty	2014
24	John Lunsford, Liberty	2015
22	Josh Hoke, Coastal Carolina	2005
22	Ryan Gates, Gardner-Webb	2008
22	John Paglia, Charleston Southern	2009
20	Scott Kiovsky, Liberty	2003
20	Ryan Granger, Coastal Carolina	2015

FIELD GOAL PERCENTAGE (10-14 made)

90.9	Paul Schumacher (10-11), Gardner-Webb	2016
84.6	Barrett Way (11-13), VMI	2005
83.3	Barrett Way (10-12), VMI	2006
81.3	Ryan Gates (13-16), Gardner-Webb	2009
80.0	Trevor Austin (12-15), Gardner-Webb	2011
77.8	Jordan Day (14-18), Gardner-Webb	2013
76.9	Hunter Smith (10-13), Gardner-Webb	2005
76.9	Alex Catron (10-13), Coastal Carolina	2013
75.0	Matt Bevins (12-16), Liberty	2008
75.0	Wesley Skiffington (12-16), Stony Brook	2012

FIELD GOAL PERCENTAGE (min. 15 made)

88.2	Wes Skiffington (15-17), Stony Brook	2009
84.6	Matt Bevins (22-26), Liberty	2009
80.0	Ryan Granger (16-20), Coastal Carolina	2015
79.2	John Lunsford (19-24), Liberty	2014
78.9	Noah Greenbaum (15-19), Liberty	2007
78.9	Alex Probert (15-19), Liberty	2016
74.1	Matt Bevins (20-27), Liberty	2010
72.7	Ryan Gates (16-22), Gardner-Webb	2008
72.7	John Paglia (16-22), Charleston Southern	2009
70.8	Matt Sharpe (17-24), VMI	2003

MOST 60-YARD FIELD GOALS

1	John Lunsford, Liberty	2014
---	------------------------	------

MOST 50-YARD FIELD GOALS

5	John Lunsford, Liberty	2014
4	John Lunsford, Liberty	2015
2	Matt Bevins, Liberty	2010
2	John Lunsford, Liberty	2013
2	Dillon Christopher, VMI	2013
2	Alex Probert, Liberty	2016

MOST 40-YARD-PLUS FIELD GOALS

7	Matt Sharpe, VMI	2003
7	Matt Bevins, Liberty	2009
7	John Lunsford, Liberty	2014
6	Ryan Gates, Gardner-Webb	2008
6	John Paglia, Charleston Southern	2009
6	John Lunsford, Liberty	2015
6	Alex Probert, Liberty	2016
5	Matt Bevins, Liberty	2010
5	Wesley Skiffington, Stony Brook	2012
4	Scott Kiovsky, Liberty	2003
4	Hunter Smith, Gardner-Webb	2006
4	Justin Durham, Coastal Carolina	2007
4	Justin Durham, Coastal Carolina	2010
4	John Lunsford, Liberty	2012
4	Alex Catron, Coastal Carolina	2013
4	Tyler Tekac, Charleston Southern	2015

MOST 4-FIELD GOAL GAMES

2	Matt Sharpe, VMI	2003
2	Matt Bevins, Liberty	2010
2	Justin Thompson, Kennesaw State	2015
1	Josh Hoke, Coastal Carolina	2006
1	Nick Ellis, Charleston Southern	2007
1	Ryan Gates, Gardner-Webb	2008
1	Matt Bevins, Liberty	2008
1	Wes Skiffington, Stony Brook	2009
1	Matt Bevins, Liberty	2009
1	Trevor Austin, Gardner-Webb	2011
1	Jordan Day, Gardner-Webb	2013



John Lunsford, Liberty (2012-15)

SEASON - TEAM

PAT KICKS MADE

63	Stony Brook	2011
63	Coastal Carolina	2013
59	Liberty	2013
58	Stony Brook	2012
58	Coastal Carolina	2014
56	Liberty	2007
54	Kennesaw State	2016
53	Coastal Carolina	2004
50	Coastal Carolina	2012
49	Coastal Carolina	2006

PAT KICKS ATTEMPTED

66	Coastal Carolina	2013
65	Stony Brook	2011
59	Liberty	2007
59	Stony Brook	2012
59	Liberty	2013
59	Coastal Carolina	2014
57	Kennesaw State	2016
54	Coastal Carolina	2004
52	Coastal Carolina	2012
51	Liberty	2011

PAT KICKING PERCENTAGE (min. 35 made)

100.0	Coastal Carolina (38-38)	2005
100.0	Gardner-Webb (38-38)	2009
100.0	Liberty (59-59)	2013
100.0	Coastal Carolina (38-38)	2015
98.3	Stony Brook (58-59)	2012
98.3	Coastal Carolina (58-59)	2014
98.1	Coastal Carolina (53-54)	2004
98.0	Coastal Carolina (49-50)	2006
98.0	Liberty (48-49)	2014
97.9	Liberty (46-47)	2009
97.9	Liberty (47-48)	2010

FIELD GOALS MADE

22	Liberty	2009
20	Liberty	2010
20	Liberty	2014
18	Coastal Carolina	2014
17	VMI	2003
17	Liberty	2008
17	Coastal Carolina	2015
16	Gardner-Webb	2008
16	Charleston Southern	2009
15	Liberty	2007
15	Stony Brook	2009
15	Liberty	2016

FIELD GOALS ATTEMPTED

29	Coastal Carolina	2014
27	Liberty	2010
26	Liberty	2009
25	Liberty	2014
24	VMI	2003
24	Liberty	2015
22	Coastal Carolina	2005
22	Liberty	2008
22	Gardner-Webb	2008
22	Coastal Carolina	2008
22	Charleston Southern	2009
22	Coastal Carolina	2015

FIELD GOAL PERCENTAGE (10-14 made)

90.9	Gardner-Webb (10-11)	2016
84.6	VMI (11-13)	2005
83.3	VMI (10-12)	2006
81.2	Gardner-Webb (13-16)	2009
80.0	Gardner-Webb (12-15)	2011
80.0	Coastal Carolina (12-15)	2013
77.8	Gardner-Webb (14-18)	2013
76.9	Gardner-Webb (10-13)	2005
75.0	Stony Brook (12-16)	2012
73.3	Gardner-Webb (11-15)	2007
73.3	Stony Brook (11-15)	2011
73.3	Charleston Southern (11-15)	2013

FIELD GOAL PERCENTAGE (min. 15 made)

88.2	Stony Brook (15-17)	2009
84.6	Liberty (22-26)	2009
80.0	Liberty (20-25)	2014
78.9	Liberty (15-19)	2007
78.9	Liberty (15-19)	2016
77.3	Liberty (17-22)	2008
77.3	Coastal Carolina (17-22)	2015
74.1	Liberty (20-27)	2010
72.7	Gardner-Webb (16-22)	2008
72.7	Charleston Southern (16-22)	2009

CAREER

PATS

171	Wesley Skiffington, Stony Brook	2009-12
177	Josh Hoke, Coastal Carolina	2003-06
158	Alex Catron, Coastal Carolina	2011-14
150	John Lunsford, Liberty	2012-15
135	Matt Bevins, Liberty	2008-11
127	Nick Ellis, Charleston Southern	2003-07
118	Hunter Smith, Gardner-Webb	2003-06
114	Justin Durham, Coastal Carolina	2007-10
92	Ryan Gates, Gardner-Webb	2008-10
86	Jeff Sexton, VMI	2009-12

PAT ATTEMPTS

190	Wesley Skiffington, Stony Brook	2009-12
183	Josh Hoke, Coastal Carolina	2003-06
164	Alex Catron, Coastal Carolina	2011-14
154	John Lunsford, Liberty	2012-15
138	Matt Bevins, Liberty	2008-11
135	Nick Ellis, Charleston Southern	2003-07
131	Hunter Smith, Gardner-Webb	2003-06
128	Justin Durham, Coastal Carolina	2007-10
94	Ryan Gates, Gardner-Webb	2008-10
92	Jeff Sexton, VMI	2009-12

PAT PERCENTAGE (50-99 made)

97.9	Ryan Gates (92-94), Gardner-Webb	2008-10
97.2	PAUL SCHUMACHER (70-72), GWU	2014-
95.7	Aaron Mayes (67-70), Presbyterian	2009-12
95.1	Zac Kolegue (77-81), Liberty	2004-07
94.9	Noah Greenbaum (56-59), Liberty	2007
93.5	Jeff Sexton (86-92), VMI	2009-12
93.3	TYLER TEKAC (70-75), Charleston So.	2015-
93.2	MATT WHITE (55-59), Monmouth	2014-
92.7	JUSTIN THOMPSON (76-82), KSU	2015-
90.2	Barrett Way (55-61), VMI	2004-06

PAT PERCENTAGE (min. 100 made)

97.8	Matt Bevins (135-138), Liberty	2008-11
97.4	John Lunsford (150-154), Liberty	2012-15
96.7	Josh Hoke (177-183), Coastal Carolina	2003-06
96.3	Alex Catron (158-164), Coastal Carolina	2011-14
95.3	Wesley Skiffington (181-190), SBU	2009-12
94.1	Nick Ellis (127-135), Charleston So.	2003-07
90.1	Hunter Smith (118-131), Gardner-Webb	2003-06
89.1	Justin Durham (114-128), Coastal Caro.	2007-10

FIELD GOALS

58	Matt Bevins, Liberty	2008-11
48	John Lunsford, Liberty	2012-15
45	Wesley Skiffington, Stony Brook	2009-12
42	Justin Durham, Coastal Carolina	2007-10
40	Josh Hoke, Coastal Carolina	2003-06
37	Hunter Smith, Gardner-Webb	2003-06
35	Ryan Gates, Gardner-Webb	2008-10
34	Alex Catron, Coastal Carolina	2011-14
29	Barrett Way, VMI	2004-06
29	Nick Ellis, Charleston Southern	2003-07
29	John Paglia, Charleston Southern	2007-10

FIELD GOAL ATTEMPTS

79	John Lunsford, Liberty	2012-15
77	Matt Bevins, Liberty	2008-11
66	Justin Durham, Coastal Carolina	2007-10
63	Josh Hoke, Coastal Carolina	2003-06
60	Wesley Skiffington, Stony Brook	2009-12
52	Hunter Smith, Gardner-Webb	2003-06
50	Alex Catron, Coastal Carolina	2011-14
49	Ryan Gates, Gardner-Webb	2008-10
45	Nick Ellis, Charleston Southern	2003-07
44	John Paglia, Charleston Southern	2007-10

FIELD GOAL PERCENTAGE (15-29 made)

80.8	Ryan Granger (21-26), Coastal Carolina	2013-15
78.9	Noah Greenbaum (15-19), Liberty	2007
78.9	ALEX PROBERT (15-19), Liberty	2016-
78.4	Barrett Way (29-37), VMI	2004-06
70.8	Matt Sharpe (17-24), VMI	2003
66.7	Trever Austin (20-30), Gardner-Webb	2011-12
65.9	John Paglia (29-44), Charleston So.	2007-10
64.4	Nick Ellis (29-45), Charleston So.	2003-07
64.0	MATT WHITE (16-25), Monmouth	2014-
62.5	PAUL SCHUMACHER (25-40), GWU	2014-

FIELD GOAL PERCENTAGE (min. 30 made)

75.3	Matt Bevins (58-77), Liberty	2008-11
75.0	Wesley Skiffington (45-60), SBU	2009-12
71.4	Ryan Gates (35-49), Gardner-Webb	2008-10
71.2	Hunter Smith (37-52), Gardner-Webb	2003-06
68.0	Alex Catron (34-50), Coastal Carolina	2011-14
63.6	Justin Durham (42-66), Coastal Caro.	2007-10
63.5	Josh Hoke (40-63), Coastal Carolina	2003-06
60.8	John Lunsford (48-79), Liberty	2012-15

MOST 60-YARD FIELD GOALS

1	John Lunsford, Liberty	2012-15
---	------------------------	---------

MOST 50-YARD FIELD GOALS

12	John Lunsford, Liberty	2012-15
4	Matt Bevins, Liberty	2008-11
2	Barrett Way, VMI	2004-06
2	Hunter Smith, Gardner-Webb	2003-06
2	Dillon Christopher, VMI	2013
2	Alex Catron, Coastal Carolina	2011-14
2	ALEX PROBERT, Liberty	2016-

MOST 40-YARD-PLUS FIELD GOALS

20	John Lunsford, Liberty	2012-15
15	Matt Bevins, Liberty	2008-11
13	Hunter Smith, Gardner-Webb	2003-06
10	Ryan Gates, Gardner-Webb	2008-10
10	Justin Durham, Coastal Carolina	2007-10
9	John Paglia, Charleston Southern	2007-10
9	Wesley Skiffington, Stony Brook	2009-12
9	Alex Catron, Coastal Carolina	2011-14
8	Josh Hoke, Coastal Carolina	2003-06
7	Matt Sharpe, VMI	2003
7	Barrett Way, VMI	2004-06
7	Nick Ellis, Charleston Southern	2003-07

MOST 4-FIELD GOAL GAMES

4	Matt Bevins, Liberty	2008-11
2	Matt Sharpe, VMI	2003
2	JUSTIN THOMPSON, Kennesaw State	2015-
1	Josh Hoke, Coastal Carolina	2003-06
1	Nick Ellis, Charleston Southern	2003-07
1	Ryan Gates, Gardner-Webb	2008-10
1	Wesley Skiffington, Stony Brook	2009-12
1	Trever Austin, Gardner-Webb	2011-12
1	Jordan Day, Gardner-Webb	2013



Wesley Skiffington, Stony Brook (2009-12)



Matt Bevins, Liberty (2008-11)



Justin Thompson, Kennesaw State (2015-)

GAME - INDIVIDUAL

PUNTS

- 12 Patrick Morgano, Presbyterian vs. Elon (9-12-09)
- 12 Brett Norton, Presbyterian at Chattanooga (9-10-16)
- 12 Trey Turner, Liberty vs. Jacksonville State (9-24-16)
- 11 Graham Whitlock, Gardner-Webb at Georgia Southern (9-7-02)
- 11 Andy Brown, Charleston Southern at Florida State (9-10-11)
- 11 Cameron Murray, VMI vs. Stony Brook (10-22-11)
- 11 Graham Purvis, Gardner-Webb vs. Charleston Southern (10-29-11)
- 11 Jordan Day, Gardner-Webb at Presbyterian (11-23-13)
- 11 Stephen Doar, Presbyterian at Charlotte (9-12-15)
- 11 Brett Norton, Presbyterian at Central Michigan (9-1-16)

PUNTING YARDS

- 526 Brett Norton (12 punts), Presbyterian at Chattanooga (9-10-16)
- 520 Trey Turner (12 punts), Liberty vs. Jacksonville State (9-24-16)
- 497 Graham Purvis (11 punts), Gardner-Webb vs. Charleston Southern (10-29-11)
- 465 Patrick Morgano (9 punts), Presbyterian at California (9-17-11)
- 463 Jordan Day (11 punts), Gardner-Webb at Presbyterian (11-23-13)
- 458 Michael Hanna (10 punts), Gardner-Webb at Georgia Tech (10-11-08)
- 454 Graham Whitlock (11 punts), Gardner-Webb at Georgia Southern (9-7-02)
- 445 Graham Whitlock (9 punts), Gardner-Webb at Montana State (9-6-03)
- 445 Brett Norton, Presbyterian at Central Michigan (9-1-16)
- 443 Grant Bowden (10 punts), Liberty vs. Stony Brook (11-10-12)

PUNTING AVERAGE (3-4 punts)

- 52.7 Austin Cain (3 for 158), Coastal Carolina at Charleston Southern (11-12-11)
- 50.7 Graham Whitlock (3 for 152), Gardner-Webb vs. Chattanooga (9-20-03)
- 50.7 Michael Hanna (3 for 152), Gardner-Webb vs. Tennessee-Martin (9-24-05)
- 50.0 Marc Ray (3 for 150), VMI vs. Robert Morris (9-5-09)
- 50.0 Austin Cain (3 for 150), Coastal Carolina at Florida A&M (9-20-14)
- 49.8 Matt White (4 for 199), Monmouth at Fordham (9-26-15)
- 49.2 Michael Hanna (4 for 197), Gardner-Webb vs. Glenville State (10-14-06)
- 48.7 Matt White (3 for 146), Monmouth vs. Fordham (10-1-16)
- 48.3 Graham Whitlock (3 for 145), Gardner-Webb at Wofford (11-6-04)
- 48.0 Truett Burns (3 for 144), Charleston Southern vs. Liberty (11-14-15)

PUNTING AVERAGE (min. 5 punts)

- 52.8 Michael Hanna (5 for 264), Gardner-Webb vs. Tennessee Tech (9-9-06)
- 51.7 Patrick Morgano (9 for 465), Presbyterian at California (9-17-11)
- 50.4 Graham Purvis (5 for 252), Gardner-Webb vs. Brevard (9-4-10)
- 49.4 Graham Whitlock (9 for 445), Gardner-Webb at Montana State (9-6-03)
- 48.2 Noah Crouch (5 for 241), Liberty vs. Hofstra (11-22-03)
- 48.0 Stephen Doar (5 for 240), Presbyterian vs. Coastal Carolina (11-10-12)
- 48.0 Andrew Komornik (6 for 288), Gardner-Webb vs. The Citadel (9-17-16)
- 47.8 Graham Whitlock (8 for 382), Gardner-Webb at Furman (9-27-03)
- 47.5 Jordan Day (6 for 285), Gardner-Webb vs. Charleston Southern (11-16-13)
- 47.4 Graham Whitlock (5 for 237), Gardner-Webb vs. Florida International (11-15-03)

LONGEST PUNT

- 85 Graham Purvis, Gardner-Webb vs. Charleston Southern (10-29-11)
- 73 Graham Whitlock, Gardner-Webb at Georgia Southern (9-7-02)
- 71 Graham Whitlock, Gardner-Webb at Liberty (10-5-02)
- 71 Mike Larsson, Liberty at Charleston Southern (10-24-09)
- 71 Truett Burns, Charleston Southern at Colorado (10-19-13)
- 69 Patrick Morgano, Presbyterian vs. Liberty (10-13-12)
- 68 Jay Kelley, Liberty at Akron (10-12-02)
- 68 Graham Purvis, Gardner-Webb at Samford (10-1-11)
- 68 Bo Lindsey, Gardner-Webb at Charleston Southern (11-10-12)
- 68 Matt White, Monmouth at Charleston Southern (10-10-15)

GAME - TEAM

PUNTS

- 13 VMI at Virginia (9-21-13)
- 12 Gardner-Webb at Georgia Southern (9-7-02)
- 12 Presbyterian vs. Elon (9-12-09)
- 12 Presbyterian at Chattanooga (9-10-16)
- 12 Liberty vs. Jacksonville State (9-24-16)
- 11 Charleston Southern at The Citadel (9-1-07)
- 11 Charleston Southern at Florida State (9-10-11)
- 11 Gardner-Webb at Wake Forest (9-17-11)
- 11 VMI vs. Stony Brook (10-22-11)
- 11 Gardner-Webb vs. Charleston Southern (10-29-11)
- 11 Charleston Southern at Illinois (9-15-12)
- 11 Gardner-Webb at Presbyterian (11-23-13)
- 11 Gardner-Webb at Liberty (10-25-14)
- 11 Presbyterian at Charlotte (9-12-15)
- 11 Gardner-Webb vs. Charleston Southern (10-24-15)
- 11 Presbyterian at Central Michigan (9-1-16)

PUNTING YARDS

- 526 Presbyterian (12 punts) at Chattanooga (9-10-16)
- 520 Liberty (12 punts) vs. Jacksonville State (9-24-16)
- 497 Gardner-Webb (11 punts) vs. Gardner-Webb (10-29-11)
- 492 Presbyterian (9 punts) at California (9-17-11)
- 474 VMI (13 punts) at Virginia (9-21-13)
- 463 Gardner-Webb (11 punts) at Presbyterian (11-23-13)
- 458 Gardner-Webb (10 punts) at Georgia Tech (10-11-08)
- 454 Gardner-Webb (12 punts) at Georgia Southern (9-7-02)
- 445 Gardner-Webb (9 punts) at Montana State (9-6-03)
- 445 Presbyterian (11 punts) at Central Michigan (9-1-16)

PUNTING AVERAGE (3-4 punts)

- 52.7 Coastal Carolina (3 for 158) at Charleston Southern (11-12-11)
- 50.7 Gardner-Webb (3 for 152) vs. Chattanooga (9-20-03)
- 50.7 Gardner-Webb (3 for 152) vs. Tennessee-Martin (9-24-05)
- 50.0 VMI (3 for 150) vs. Robert Morris (9-5-09)
- 50.0 Coastal Carolina (3-for 150) at Florida A&M (9-20-14)
- 49.8 Monmouth (4 for 199) at Fordham (9-26-15)
- 49.2 Gardner-Webb (4 for 197) vs. Edward Waters (10-14-06)
- 48.7 Monmouth (3 for 146) vs. Fordham (10-1-16)
- 48.3 Gardner-Webb (3 for 145) at Wofford (11-6-04)
- 48.0 Charleston Southern (3 for 144) vs. Liberty (11-14-15)

PUNTING AVERAGE (min. 5 punts)

- 54.7 Presbyterian (9 for 492) at California (9-17-11)
- 52.8 Gardner-Webb (5 for 264) vs. Tennessee Tech (9-9-06)
- 50.8 Presbyterian (6 for 305) vs. VMI (11-12-11)
- 50.4 Gardner-Webb (5 for 252) vs. Brevard (9-4-10)
- 49.4 Gardner-Webb (9 for 445) at Montana State (9-6-03)
- 48.5 Presbyterian (6 for 291) vs. Coastal Carolina (11-10-12)
- 48.2 Liberty (5 for 241) vs. Hofstra (11-22-03)
- 48.0 Gardner-Webb (6 for 288) vs. The Citadel (9-17-16)
- 47.8 Gardner-Webb (8 for 382) at Furman (9-27-03)
- 47.8 VMI (5 for 239) vs. The Citadel (11-15-03)



Graham Whitlock, Gardner-Webb (2002-04)

SEASON - INDIVIDUAL

PUNTS

83	Brett Norton, Presbyterian	2016
80	Stephen Doar, Presbyterian	2015
76	Graham Purvis, Gardner-Webb	2011
76	Andrew Komornik, Gardner-Webb	2015
70	Marc Ray, VMI	2010
69	Cameron Murray, VMI	2011
68	Patrick Morgano, Presbyterian	2010
68	Andy Brown, Charleston Southern	2011
67	Stephen Doar, Presbyterian	2014
66	Patrick Morgano, Presbyterian	2011

PUNTING YARDS

3,354	Brett Norton, Presbyterian	2016
3,083	Stephen Doar, Presbyterian	2015
2,888	Andrew Komornik, Gardner-Webb	2015
2,840	Graham Purvis, Gardner-Webb	2011
2,683	Patrick Morgano, Presbyterian	2010
2,683	Patrick Morgano, Presbyterian	2011
2,612	Andy Brown, Charleston Southern	2011
2,593	Graham Whitlock, Gardner-Webb	2003
2,586	Marc Ray, VMI	2010
2,583	Trey Turner, Liberty	2016

PUNTING AVERAGE (min. 3.6 punts per game)

45.5	Graham Whitlock, Gardner-Webb	2003
43.5	Michael Hanna, Gardner-Webb	2006
42.8	Bo Lindsey, Gardner-Webb	2012
41.7	Graham Whitlock, Gardner-Webb	2004
41.5	Trey Turner, Liberty	2014
41.1	Andrew Komornik, Gardner-Webb	2016
41.0	Trey Turner, Liberty	2016
40.7	Patrick Morgano, Presbyterian	2011
40.6	Adam Peters, VMI	2003
40.6	Michael Hanna, Gardner-Webb	2007

MOST PUNTS INSIDE THE 20-YARD LINE

27	Marc Ray, VMI	2010
24	Cameron Murray, VMI	2011
24	Truett Burns, Charleston Southern	2013
23	Brett Norton, Presbyterian	2016
21	Patrick Morgano, Presbyterian	2011
21	Andy Brown, Charleston Southern	2011
21	Trey Turner, Liberty	2016
20	Stephen Doar, Presbyterian	2014
20	Truett Burns, Charleston Southern	2015
20	Andrew Komornik, Gardner-Webb	2015
20	Stephen Doar, Presbyterian	2015

MOST 50-PLUS-YARD PUNTS

16	Graham Whitlock, Gardner-Webb	2003
14	Michael Hanna, Gardner-Webb	2006
13	Bo Lindsey, Gardner-Webb	2012
12	Brett Norton, Presbyterian	2016
11	David Eberhardt, VMI	2013
10	Graham Purvis, Gardner-Webb	2011
10	Patrick Morgano, Presbyterian	2011
10	Mike Larsson, Liberty	2011
10	Andrew Komornik, Gardner-Webb	2016
9	Patrick Morgano, Presbyterian	2010
9	Matt White, Monmouth	2015
9	Stephen Doar, Presbyterian	2015
9	Trey Turner, Liberty	2016

SEASON - TEAM

PUNTS

85	Charleston Southern	2003
83	Gardner-Webb	2014
83	Presbyterian	2016
81	Presbyterian	2015
81	Gardner-Webb	2015
77	Gardner-Webb	2011
76	Charleston Southern	2011
74	VMI	2011
72	Gardner-Webb	2010
70	four times	

PUNTING YARDAGE

3,354	Presbyterian	2016
3,195	Gardner-Webb	2014
3,113	Presbyterian	2015
3,052	Gardner-Webb	2015
2,877	Gardner-Webb	2011
2,875	Charleston Southern	2011
2,787	Presbyterian	2011
2,750	Presbyterian	2012
2,718	Presbyterian	2010
2,705	Gardner-Webb	2010

PUNTING AVERAGE

43.9	Gardner-Webb	2003
43.3	Gardner-Webb	2006
42.8	Liberty	2011
41.6	Presbyterian	2011
41.5	Liberty	2014
41.2	Gardner-Webb	2012
41.1	Gardner-Webb	2016
40.9	Liberty	2007
40.8	Gardner-Webb	2004
40.8	Kennesaw State	2016

NET PUNTING AVERAGE

40.2	Kennesaw State	2016
39.1	Presbyterian	2016
37.8	Gardner-Webb	2003
37.3	Liberty	2005
37.3	Presbyterian	2015
37.2	VMI	2003
37.0	Liberty	2014
36.8	Gardner-Webb	2006
36.8	Gardner-Webb	2013
36.8	Liberty	2016

FEWEST PUNT RETURNS ALLOWED

3	Coastal Carolina	2015
9	Charleston Southern	2013
10	Stony Brook	2010
11	Coastal Carolina	2006
12	Gardner-Webb	2008
12	Stony Brook	2008
12	Coastal Carolina	2014

FEWEST PUNT RETURN YARDS ALLOWED

0	Coastal Carolina	2015
18	Kennesaw State	2016
23	Presbyterian	2008
35	Presbyterian	2015
44	Liberty	2009

LOWEST OPPONENT PUNT RETURN AVERAGE

0.0	Coastal Carolina	2015
1.3	Kennesaw State	2016
1.4	Presbyterian	2008
2.1	Coastal Carolina	2004
2.2	Elon	2002
2.2	Presbyterian	2015

CAREER

PUNTS

246	Patrick Morgano, Presbyterian	2009-12
225	Truett Burns, Charleston Southern	2013-16
224	Andy Brown, Charleston Southern	2008-11
221	Adam Peters, VMI	2003-06
210	Stephen Doar, Presbyterian	2012-15
207	Austin Cain, Coastal Carolina	2011-14
206	Ben Erdman, Coastal Carolina	2007-10
187	ANDREW KOMORNIK, Gardner-Webb	2014-
173	Graham Purvis, Gardner-Webb	2009-11
171	Michael Hanna, Gardner-Webb	2005-08

PUNTING YARDS

9,622	Patrick Morgano, Presbyterian	2009-12
8,700	Adam Peters, VMI	2003-06
8,212	Truett Burns, Charleston Southern	2013-16
8,114	Andy Brown, Charleston Southern	2008-11
8,069	Stephen Doar, Presbyterian	2012-15
7,684	Austin Cain, Coastal Carolina	2011-14
7,330	ANDREW KOMORNIK, Gardner-Webb	2014-
7,274	Ben Erdman, Coastal Carolina	2007-10
6,883	Michael Hanna, Gardner-Webb	2005-08
6,720	TREY TURNER, Liberty	2014-

PUNTING AVERAGE (60-149 punts)

41.7	Bo Lindsey, Gardner-Webb	2009-12
40.4	BRETT NORTON, Presbyterian	2015-
40.3	Ryan Mohr, Monmouth	2014
39.6	Mike Larsson, Liberty	2008-11
39.4	MATT WHITE, Monmouth	2014-
39.1	Jordan Day, Gardner-Webb	2013
38.8	Grant Bowden, Liberty	2012-13
38.5	David Eberhardt, VMI	2010-13
37.8	Wesley Skiffington, Stony Brook	2009-12
37.7	Marc Ray, VMI	2009-10

PUNTING AVERAGE (min. 150 punts)

42.6	Graham Whitlock, Gardner-Webb	2002-04
41.0	TREY TURNER, Liberty	2014-
40.3	Michael Hanna, Gardner-Webb	2005-08
39.4	Adam Peters, VMI	2003-06
39.2	Noah Crouch, Liberty	2003-05
39.2	ANDREW KOMORNIK, Gardner-Webb	2014-
39.1	Patrick Morgano, Presbyterian	2009-12
38.4	Stephen Doar, Presbyterian	2012-15
37.2	Graham Purvis, Gardner-Webb	2009-11
37.1	Austin Cain, Coastal Carolina	2011-14

MOST PUNTS INSIDE THE 20-YARD LINE

76	Truett Burns, Charleston Southern	2013-16
62	Patrick Morgano, Presbyterian	2009-12
59	Andy Brown, Charleston Southern	2008-11
58	Austin Cain, Coastal Carolina	2011-14
58	Stephen Doar, Presbyterian	2012-15
56	ANDREW KOMORNIK, Gardner-Webb	2014-
53	Adam Peters, VMI	2003-06
52	TREY TURNER, Liberty	2014-
49	Michael Hanna, Gardner-Webb	2005-08
47	Ben Erdman, Coastal Carolina	2007-10
47	Mike Larsson, Liberty	2008-11

MOST PUNTS 50-YARDS AND LONGER

29	Michael Hanna, Gardner-Webb	2005-08
29	Patrick Morgano, Presbyterian	2009-12
28	Graham Whitlock, Gardner-Webb	2002-04
21	Mike Larsson, Liberty	2008-11
21	ANDREW KOMORNIK, Gardner-Webb	2014-
20	TREY TURNER, Liberty	2014-
18	Graham Purvis, Gardner-Webb	2009-11
18	Stephen Doar, Presbyterian	2012-15
17	David Eberhardt, VMI	2010-13
16	Andy Brown, Charleston Southern	2008-11
16	Truett Burns, Charleston Southern	2013-16

GAME - INDIVIDUAL

PUNT RETURNS

- 6 John Puvogel, VMI vs. Austin Peay (11-8-03)
- 6 Wynton Jackson, Liberty vs. St. Paul's (8-31-06)
- 6 Jamar Anderson, Coastal Carolina vs. Chowan (10-13-07)
- 6 J.J. Hubbard, Gardner-Webb vs. Virginia-Lynchburg (9-13-14)
- 6 Dakota Kelly, Liberty vs. Gardner-Webb (10-25-14)
- 5 several tied with

PUNT RETURN YARDS

- 126 Kelan Fraise (3 returns), Charleston Southern vs. Kentucky State (9-3-16)
- 125 Niccolo Mastromatteo (4 returns), Coastal Caro. vs. Charleston So. (11-20-10)
- 122 Darius Hammond (4 returns), Charleston Southern vs. Kentucky State (9-3-16)
- 112 Michael Rainey-Wiles (4 returns), VMI vs. Lock Haven (9-4-10)
- 109 Erick Harris (2 returns), Liberty at Chattanooga (11-13-04)
- 103 Darius Hammond (5 returns), Charleston Southern vs. Monmouth (10-10-15)
- 96 John Puvogel (6 returns), VMI vs. Austin Peay (11-8-03)
- 93 Kevin Fogg (4 returns), Liberty vs. Norfolk State (9-8-12)
- 93 Niccolo Mastromatteo (3 returns), Coastal Carolina at Presbyterian (11-10-12)
- 92 Greg Williamson (2 returns), Coastal Carolina at Davidson (11-8-03)

PUNT RETURN AVERAGE (2-4 returns)

- 54.5 Erick Harris (2 for 109), Liberty at Chattanooga (11-13-04)
- 46.0 Greg Williamson (2 for 92), Coastal Carolina at Davidson (11-8-03)
- 42.0 Kelan Fraise (3 for 126), Charleston Southern vs. Kentucky State (9-3-16)
- 41.0 Dominic Bolden (2 for 82), Liberty vs. Glenville State (9-6-08)
- 40.5 Ricky Rhodes (2 for 81), Gardner-Webb vs. Brevard (9-3-11)
- 40.5 Zac Parker (2 for 81), Liberty at Gardner-Webb (10-10-15)
- 39.5 Dominic Bolden (2 for 79), Liberty vs. Elon (11-22-08)
- 33.0 C.J. Hirschman (2 for 66), Charleston Southern at Liberty (11-11-06)
- 31.3 Niccolo Mastromatteo (4 for 125), Coastal Caro. vs. Charleston So. (11-20-10)
- 31.0 Niccolo Mastromatteo (3 for 93), Coastal Carolina at Presbyterian (11-10-12)
- 31.0 Jeremiah McKie (2 for 62), Presbyterian vs. Brevard (9-7-13)

PUNT RETURN AVERAGE (min. 5 returns)

- 20.6 Darius Hammond (5 for 103), Charleston Southern vs. Monmouth (10-10-15)
- 17.6 Tavares Shorter (5 for 88), Charleston Southern at North Greenville (9-24-05)
- 17.4 Tobi Antigha (5 for 87), Presbyterian vs. Bluefield (9-6-14)
- 16.0 John Puvogel (6 for 96), VMI vs. Austin Peay (11-8-03)
- 15.4 C.J. Hirschman (5 for 77), Charleston Southern at Savannah State (10-7-06)
- 15.0 Jonathan Crawford (5 for 75), Liberty at Gardner-Webb (11-17-07)
- 14.8 Charles James (5 for 74), Charleston Southern vs. Gardner-Webb (11-10-12)
- 14.3 Wynton Jackson (6 for 86), Liberty vs. St. Paul's (8-31-06)
- 13.0 Jamar Anderson (6 for 78), Coastal Carolina vs. Chowan (10-13-07)
- 12.0 Wynton Jackson (5 for 60), Liberty vs. St. Francis, Pa. (9-29-07)

PUNT RETURN TOUCHDOWNS

- 2 Erick Harris, Liberty at Chattanooga (11-13-04)
- 1 several tied with

BLOCKED PUNT RETURN TOUCHDOWNS

- 1 16 times, last by Lorenzo Mathis, Charleston Southern at Vanderbilt (10-11-14)

LONGEST PUNT RETURN

- 91t Niccolo Mastromatteo, Coastal Carolina vs. Charleston Southern (11-20-10)
- 88t Wynton Jackson, Liberty vs. Shippensburg (9-8-07)
- 87t Greg Williamson, Coastal Carolina at Davidson (11-8-03)
- 87t Niccolo Mastromatteo, Coastal Carolina at Presbyterian (11-10-12)
- 86t Tim Maypray, VMI vs. Gardner-Webb (10-3-09)
- 80t Kory Alston, Gardner-Webb at Jacksonville (9-2-06)
- 77t Kevin Fogg, Liberty vs. Norfolk State (9-8-12)
- 76t Kory Alston, Gardner-Webb vs. Charleston Southern (11-5-05)
- 74t Dominic Bolden, Liberty vs. Elon (11-22-08)
- 74t Darius Hammond, Charleston Southern vs. The Citadel (9-20-14)

KICKOFF RETURNS

- 9 Alexius Ferguson, Charleston Southern at Hawaii (9-22-07)
- 9 Dane Forlines, VMI at Coastal Carolina (10-26-13)
- 8 Mike Washington, Charleston Southern at South Florida (11-2-02)
- 8 Gerald Stevenson, Charleston Southern at Miami (Fla.) (8-28-08)
- 8 Matt Brevi, Stony Brook at Massachusetts (9-26-09)
- 8 Kevin Glears, Charleston Southern vs. Norfolk State (9-24-11)
- 8 Tre Henderson, Coastal Carolina at Old Dominion (12-1-12)
- 8 Darius Hammond, Charleston Southern at Jacksonville State (12-11-15)

KICKOFF RETURN YARDS

- 295 Darius Hammond (8 returns), Charleston Southern at Jacksonville St. (12-11-15)
- 255 Gerald Stevenson (7 returns), Charleston Southern at Wofford (9-6-08)
- 243 Gerald Stevenson (5 returns), Charleston So. vs. Gardner-Webb (10-16-10)
- 207 Brock Jackolski (6 returns), Stony Brook at Liberty (11-20-10)
- 205 Kevin Glears (8 returns), Charleston Southern vs. Norfolk State (9-24-11)
- 204 Tim Maypray (7 returns), VMI vs. The Citadel (11-17-07)
- 198 Dominic Bolden (3 returns), Liberty vs. VMI (11-10-07)
- 195 Devin Brown (5 returns), Coastal Carolina vs. Western Illinois (9-19-15)
- 190 Tre Henderson (8 returns), Coastal Carolina at Old Dominion (12-1-12)
- 187 Mike Washington (8 returns), Charleston Southern at South Florida (11-2-02)

KICKOFF RETURN AVERAGE (2-4 returns)

- 66.0 Arthur Sitton (2 for 132), Coastal Carolina vs. VMI (10-27-07)
- 66.0 Dominic Bolden (3 for 198), Liberty vs. VMI (11-10-07)
- 60.0 Devin Brown (2 for 120), Coastal Carolina at North Dakota State (12-13-14)
- 58.5 Brock Jackolski (2 for 117), Stony Brook vs. Gardner-Webb (11-13-10)
- 57.5 Sam Gado (2 for 115), Liberty at Coastal Carolina (10-23-04)
- 56.0 Danny Broggin (2 for 112), Liberty vs. Gardner-Webb (11-6-10)
- 55.0 Mike Washington (2 for 110), Charleston Southern at West Liberty St. (9-28-02)
- 55.0 Aaron Hewlett (2 for 110), Liberty vs. VMI (11-7-09)
- 55.0 Darius Hammond (2 for 110), Charleston Southern vs. Liberty (11-12-16)
- 52.5 Tim Maypray (2 for 105), VMI at William & Mary (9-15-07)
- 52.5 D.J. Abnar (2 for 105), Liberty vs. Gardner-Webb (10-6-12)

KICKOFF RETURN AVERAGE (min. 5 returns)

- 48.6 Gerald Stevenson (5 for 243), Charleston So. vs. Gardner-Webb (10-16-10)
- 39.0 Devin Brown (5 for 195), Coastal Carolina vs. Western Illinois (9-19-15)
- 36.9 Darius Hammond (8 for 295), Charleston Southern at Jacksonville St. (12-11-15)
- 36.4 Gerald Stevenson (7 for 255), Charleston Southern at Wofford (9-6-08)
- 34.5 Brock Jackolski (6 for 207), Stony Brook at Liberty (11-20-10)
- 33.8 Kijana Thomas (5 for 169), Charleston So. vs. West Virginia State (9-20-03)
- 33.8 Devin Brown (5 for 169), Coastal Carolina vs. VMI (10-26-13)
- 33.2 Darnell Williams (5 for 166), Coastal Carolina at North Greenville (9-25-03)
- 31.4 Tracy Hairston (5 for 157), VMI at Richmond (9-17-11)
- 29.8 Kijana Thomas (5 for 149), Charleston So. vs. North Greenville (10-25-03)

KICKOFF RETURN TOUCHDOWNS

- 2 Gerald Stevenson, Charleston Southern vs. Gardner-Webb (10-16-10)
- 1 several tied with

LONGEST KICKOFF RETURN

- 100t David Montgomery, Gardner-Webb vs. Liberty (11-14-09)
- 100t Gerald Stevenson, Charleston Southern at Liberty (10-9-10)
- 100t Devin Brown, Coastal Carolina at Furman (9-5-15)
- 99t Tim Maypray, VMI vs. The Citadel (11-17-07)
- 99t Devin Brown, Coastal Carolina at North Carolina A&T (9-6-14)
- 99t Frankie Hickson, Liberty at Kennesaw State (10-15-16)
- 98t Mike Washington, Charleston Southern at South Florida (11-2-02)
- 98t Devin Brown, Coastal Carolina at North Dakota State (12-13-14)
- 97t Sam Gado, Liberty at Coastal Carolina (10-23-04)
- 97t Dominic Bolden, Liberty at VMI (11-18-06)
- 97t Jeremiah McKie, Presbyterian vs. VMI (10-19-13)

DEFENSIVE EXTRA POINTS

- 1 12 times, last by Steve Osondu, Presbyterian vs. Campbell (9-19-15)

BLOCKED FIELD GOAL RETURNS FOR A TOUCHDOWN

- 1 Robert Mason (69-yard return), VMI vs. Austin Peay (11-8-03)
- 1 Jordan Alford (59-yard return), Liberty vs. Elon (11-20-04)
- 1 Philip Ashley (68-yard return), Charleston So. vs. Johnson C. Smith (9-15-07)
- 1 Tarvorris Jolly (94-yard return), Coastal Carolina vs. Delaware State (9-25-10)
- 1 CeeJay Harris (65-yard return), Presbyterian vs. North Greenville (9-10-11)
- 1 Quinn Backus (56-yard return), Coastal Caro. at South Carolina State (8-31-13)
- 1 Ed Britt (80-yard return), Presbyterian at Gardner-Webb (11-15-14)

GAME - TEAM

PUNT RETURNS

- 8 Coastal Carolina vs. Chowan (10-13-07)
- 7 Liberty vs. Kentucky Wesleyan (9-20-03)
- 7 Liberty vs. Gardner-Webb (10-25-14)
- 7 Charleston Southern vs. Kentucky State (9-3-16)
- 6 VMI vs. Austin Peay (11-8-03)
- 6 Liberty vs. St. Paul's (8-31-06)
- 6 Liberty vs. St. Francis, Pa. (9-29-07)
- 6 Charleston Southern vs. Presbyterian (10-20-12)
- 6 Presbyterian vs. Bluefield (9-6-14)
- 6 Gardner-Webb vs. Virginia-Lynchburg (9-13-14)

PUNT RETURN YARDS

- 248 Charleston Southern vs. Kentucky State (9-3-16)
- 159 Coastal Carolina vs. Charleston Southern (11-20-10)
- 129 Presbyterian vs. Bluefield (9-6-14)
- 112 VMI vs. Lock Haven (9-4-10)
- 111 Coastal Carolina at Davidson (11-8-03)
- 109 Liberty at Chattanooga (11-13-04)
- 104 Gardner-Webb vs. Charleston Southern (11-5-05)
- 104 Coastal Carolina vs. Chowan (10-13-07)
- 103 Charleston Southern (5 returns) vs. Monmouth (10-10-15)
- 102 VMI vs. Gardner-Webb (10-3-09)

PUNT RETURN AVERAGE (3-4 returns)

- 31.0 Coastal Carolina (3 for 93) at Presbyterian (11-10-12)
- 29.3 Liberty (3 for 88) vs. Shippensburg (9-8-07)
- 28.0 VMI (4 for 112) vs. Lock Haven (9-4-10)
- 27.8 Coastal Carolina (4 for 111) at Davidson (11-8-03)
- 26.7 Charleston Southern (3 for 80) vs. The Citadel (9-20-14)
- 25.7 Gardner-Webb (3 for 77) vs. VMI (10-27-12)
- 24.5 Liberty (4 for 98) vs. Glenville State (9-6-08)
- 23.3 Liberty (4 for 93) vs. Norfolk State (9-8-12)
- 23.0 Coastal Carolina (3 for 69) at South Carolina State (9-12-15)
- 22.3 Charleston Southern (3 for 67) at Kennesaw State (11-7-15)

PUNT RETURN AVERAGE (min. 5 returns)

- 35.4 Charleston Southern (7 for 248) vs. Kentucky State (9-3-16)
- 31.8 Coastal Carolina (5 for 159) vs. Charleston Southern (11-20-10)
- 21.5 Presbyterian (6 for 129) vs. Bluefield (9-6-14)
- 20.6 Charleston Southern (5 for 103) vs. Monmouth (10-10-15)
- 17.5 Charleston Southern (5 for 88) at North Greenville (9-24-05)
- 16.0 VMI (6 for 96) vs. Austin Peay (11-8-03)
- 15.4 Charleston Southern (5 for 77) at Savannah State (10-7-06)
- 15.0 Liberty (5 for 75) at Gardner-Webb (11-17-07)
- 14.8 Charleston Southern (5 for 74) vs. Gardner-Webb (11-10-12)
- 14.3 Liberty (6 for 86) vs. St. Paul's (8-31-06)

PUNT RETURN TOUCHDOWNS

- 2 Liberty at Chattanooga (11-13-04)
- 1 several tied with

BLOCKED PUNT RETURN TOUCHDOWNS

- 1 16 times, last by Charleston Southern at Vanderbilt (10-11-14)

KICKOFF RETURNS

- 11 Charleston Southern vs. Gardner-Webb (11-9-02)
- 11 Presbyterian at Elon (9-13-08)
- 10 Charleston Southern at South Florida (11-2-02)
- 10 VMI at Army (10-7-06)
- 10 Charleston Southern at Hawaii (9-22-07)
- 10 VMI at Liberty (11-10-07)
- 10 Coastal Carolina at Penn State (8-30-08)
- 10 Presbyterian at Stony Brook (10-3-09)
- 10 Coastal Carolina at Liberty (10-17-09)
- 10 Presbyterian at Clemson (9-11-10)
- 10 Charleston Southern at UCF (9-3-11)
- 10 Gardner-Webb vs. Stony Brook (11-12-11)
- 10 Presbyterian vs. Coastal Carolina (11-10-12)

KICKOFF RETURN YARDS

- 335 Charleston Southern at Jacksonville State (12-11-15)
- 285 Gardner-Webb vs. Liberty (11-14-09)
- 262 Charleston Southern vs. Gardner-Webb (10-16-10)
- 255 Charleston Southern at Wofford (9-6-08)
- 248 Coastal Carolina at Liberty (10-17-09)
- 239 Stony Brook at Liberty (11-20-10)
- 231 VMI vs. The Citadel (11-17-07)
- 220 VMI at Richmond (9-17-11)
- 216 Coastal Carolina vs. VMI (10-27-07)
- 213 Charleston Southern at South Florida (11-2-02)
- 213 Liberty vs. VMI (11-10-07)

KICKOFF RETURN AVERAGE (3-4 returns)

- 50.3 Presbyterian (3 for 151) vs. VMI (10-19-13)
- 47.3 Charleston Southern (3 for 142) vs. Liberty (11-1-03)
- 46.0 Coastal Carolina (3 for 138) at Furman (9-5-15)
- 45.0 Liberty (3 for 135) vs. Gardner-Webb (11-6-10)
- 41.7 Coastal Carolina (3 for 125) vs. Jacksonville (11-13-04)
- 41.5 Gardner-Webb (4 for 166) vs. Charlotte (10-4-14)
- 41.0 Liberty (3 for 123) vs. VMI (11-7-09)
- 40.7 Liberty (3 for 122) vs. North Greenville (8-30-08)
- 40.3 Coastal Carolina (4 for 161) vs. Liberty (11-13-10)
- 40.0 Monmouth (4 for 160) vs. Delaware State (8-30-14)

KICKOFF RETURN AVERAGE (min. 5 returns)

- 43.7 Charleston Southern (6 for 262) vs. Gardner-Webb (10-16-10)
- 39.0 Coastal Carolina (5 for 195) vs. Western Illinois (9-19-15)
- 37.2 Charleston Southern (9 for 335) at Jacksonville State (12-11-15)
- 36.4 Charleston Southern (7 for 255) at Wofford (9-6-08)
- 36.0 Coastal Carolina (6 for 216) vs. VMI (10-27-07)
- 35.5 Liberty (6 for 213) vs. VMI (11-10-07)
- 35.2 VMI (6 for 211) at Liberty (10-4-03)
- 35.2 Gardner-Webb (5 for 176) at VMI (11-19-11)
- 33.0 Gardner-Webb (5 for 165) vs. Tusculum (9-6-08)
- 33.0 Coastal Carolina (5 for 165) at Appalachian State (9-29-12)

KICKOFF RETURN TOUCHDOWNS

- 2 Charleston Southern vs. Gardner-Webb (10-16-10)
- 1 several tied with

PUNT RETURN TOUCHDOWN, KICKOFF RETURN TOUCHDOWN, SAME GAME

- 1 Liberty vs. VMI, 11-10-07

DEFENSIVE EXTRA POINTS

- 1 VMI vs. The Citadel (11-15-03)
- 1 Liberty vs. Lehigh (9-18-04)
- 1 Liberty at Chattanooga (11-13-04)
- 1 VMI vs. Charleston Southern (10-8-05)
- 1 Coastal Carolina vs. Furman (10-7-06)
- 1 Charleston Southern vs. Coastal Carolina (11-17-07)
- 1 VMI vs. Coastal Carolina (10-11-08)
- 1 VMI at Stony Brook (11-15-08)
- 1 Coastal Carolina at Furman (9-8-12)
- 1 Presbyterian at Gardner-Webb (11-17-12)
- 1 Coastal Carolina vs. Charleston Southern (11-17-12)
- 1 Presbyterian vs. Campbell (9-19-15)

BLOCKED FIELD GOALS RETURNED FOR TOUCHDOWN

- 1 VMI vs. Austin Peay, 11-8-03 (Robert Mason 69-yard return)
- 1 Liberty vs. Elon, 11-20-04 (Jordan Alford 59-yard return)
- 1 Charleston So. vs. Johnson C. Smith, 9-15-07 (Philip Ashley 68-yard return)
- 1 Coastal Carolina vs. Delaware State, 9-25-10 (Tarvorris Jolly 94-yard return)
- 1 Presbyterian vs. North Greenville, 9-10-11 (CeeJay Harris 65-yard return)
- 1 Coastal Carolina at South Carolina St., 8-31-13 (Quinn Backus 56-yard return)
- 1 Presbyterian at Gardner-Webb, 11-15-14 (Ed Britt 80-yard return)

SEASON - TEAM

PUNT RETURNS

34	VMI	2003
33	Coastal Carolina	2010
31	Gardner-Webb	2003
30	Liberty	2003
29	Liberty	2007
28	Liberty	2006
28	Liberty	2012
27	Coastal Carolina	2003
27	Coastal Carolina	2014
26	Coastal Carolina	2004
26	Charleston Southern	2004
26	Coastal Carolina	2005
26	VMI	2010

PUNT RETURN YARDS

413	Liberty	2007
365	Gardner-Webb	2005
345	Charleston Southern	2016
336	Liberty	2008
315	Liberty	2006
305	Gardner-Webb	2003
296	Coastal Carolina	2003
294	VMI	2003
291	Charleston Southern	2006
281	Coastal Carolina	2010
281	Coastal Carolina	2015

PUNT RETURN AVERAGE

17.4	Gardner-Webb	2005
15.5	Charleston Southern	2015
15.2	Gardner-Webb	2012
14.6	Liberty	2008
14.4	Charleston Southern	2014
14.3	VMI	2009
14.2	Liberty	2007
13.9	Charleston Southern	2006
13.8	Charleston Southern	2016
12.7	VMI	2011

PUNT RETURN TOUCHDOWNS

4	Liberty	2007
3	Liberty	2004
2	Coastal Carolina	2003
2	Gardner-Webb	2005
2	Charleston Southern	2006
2	Liberty	2008
2	Charleston Southern	2011
2	Presbyterian College	2011
2	Coastal Carolina	2012
2	Charleston Southern	2014
2	Charleston Southern	2014

KICKOFF RETURNS

71	Presbyterian	2009
69	Charleston Southern	2003
66	Charleston Southern	2011
63	Charleston Southern	2007
63	VMI	2011
62	VMI	2007
62	Presbyterian	2010
60	Presbyterian	2008
60	Coastal Carolina	2013
60	VMI	2013

KICKOFF RETURN YARDS

1,411	Charleston Southern	2003
1,315	VMI	2007
1,293	Presbyterian	2009
1,260	VMI	2011
1,248	Charleston Southern	2007
1,215	Coastal Carolina	2013
1,177	Coastal Carolina	2012
1,155	Charleston Southern	2011
1,126	Stony Brook	2010
1,123	Liberty	2011

KICKOFF RETURN AVERAGE

26.1	Liberty	2011
25.8	Stony Brook	2011
25.6	Liberty	2006
25.4	Charleston Southern	2016
23.7	Liberty	2007
23.6	Coastal Carolina	2007
23.3	Gardner-Webb	2005
23.0	Liberty	2016
22.9	Coastal Carolina	2014
22.7	Gardner-Webb	2008

KICKOFF RETURN TOUCHDOWNS

3	Liberty	2006
3	Charleston Southern	2010
3	Liberty	2011
2	VMI	2007
2	Coastal Carolina	2014
2	Coastal Carolina	2015

LOWEST KICKOFF RETURN AVERAGE ALLOWED

14.0	Liberty	2012
14.1	Stony Brook	2012
15.1	Charleston Southern	2014
15.8	Charleston Southern	2004
15.9	Charleston Southern	2003
16.0	Coastal Carolina	2011
16.1	Coastal Carolina	2010
16.1	Coastal Carolina	2015
16.2	Gardner-Webb	2015
16.7	Stony Brook	2011

SEASON - INDIVIDUAL

PUNT RETURNS

32	Niccolo Mastromatteo, Coastal Carolina	2010
26	Wynton Jackson, Liberty	2006
24	Zach Silverberg, Coastal Carolina	2014
23	Eddie Gadson, Charleston Southern	2004
22	Josh Hubbard, Gardner-Webb	2003
22	Chris Jones, Coastal Carolina	2015
21	Darius Hammond, Charleston Southern	2016
20	Mike Washington, Charleston Southern	2002
19	Gary Price, VMI	2003
19	David Parker, Coastal Carolina	2004
19	C.J. Hirschman, Charleston Southern	2006
19	Kory Alston, Gardner-Webb	2006
19	Charles James, Charleston Southern	2011
19	Jordan Gush, Stony Brook	2011

PUNT RETURN YARDS

308	Dominic Bolden, Liberty	2008
298	Wynton Jackson, Liberty	2006
258	C.J. Hirschman, Charleston Southern	2006
254	Chris Jones, Coastal Carolina	2015
247	Kory Alston, Gardner-Webb	2005
247	Niccolo Mastromatteo, Coastal Carolina	2010
227	Wynton Jackson, Liberty	2007
225	Darius Hammond, Charleston Southern	2016
221	Michael Rainey-Wiles, VMI	2010
221	Darius Hammond, Charleston Southern	2014

PUNT RETURN AVERAGE (min. 1.2 returns per game)

18.1	Dominic Bolden, Liberty	2008
16.5	Kory Alston, Gardner-Webb	2005
13.8	Darius Hammond, Charleston Southern	2014
13.6	C.J. Hirschman, Charleston Southern	2006
13.4	Wynton Jackson, Liberty	2007
12.9	Tim Maypray, VMI	2009
12.3	Michael Rainey-Wiles, VMI	2010
11.5	Wynton Jackson, Liberty	2006
11.5	Chris Jones, Coastal Carolina	2015
11.4	Niccolo Mastromatteo, Coastal Carolina	2012

PUNT RETURN TOUCHDOWNS

2	Erick Harris, Liberty	2004
2	Kory Alston, Gardner-Webb	2005
2	Wynton Jackson, Liberty	2007
2	Dominic Bolden, Liberty	2008

BLOCKED PUNT RETURN TOUCHDOWNS

2	Justin Bethel, Presbyterian	2011
1	several players tied with	

KICKOFF RETURNS

50	Kijana Thomas, Charleston Southern	2003
46	Tim Maypray, VMI	2009
43	Tracy Hairston, VMI	2011
37	Gerald Stevenson, Charleston Southern	2008
37	Ricky Rhodes, Gardner-Webb	2011
37	J.J. Hubbard, Gardner-Webb	2012
37	J.J. Hubbard, Gardner-Webb	2014
35	Tim Maypray, VMI	2007
35	Rajah Jenkins, VMI	2008
33	Mike Washington, Charleston Southern	2002
33	Adrian Hall, Liberty	2002

KICKOFF RETURN YARDS

1,148	Kijana Thomas, Charleston Southern	2003
972	Tim Maypray, VMI	2009
965	Tracy Hairston, VMI	2011
921	Gerald Stevenson, Charleston Southern	2008
889	Tim Maypray, VMI	2007
854	Brock Jackolski, Stony Brook	2011
831	Mike Washington, Charleston Southern	2002
819	J.J. Hubbard, Gardner-Webb	2012
808	Devin Brown, Coastal Carolina	2014
806	J.J. Hubbard, Gardner-Webb	2014

KICKOFF RETURN AVERAGE (min. 1.2 returns per game)

33.7	Darius Hammond, Charleston Southern	2016
33.5	Kevin Fogg, Liberty	2011
32.0	Dominic Bolden, Liberty	2007
29.4	Brock Jackolski, Stony Brook	2011
28.6	Devin Brown, Coastal Carolina	2015
27.9	Gerald Stevenson, Charleston Southern	2010
27.9	Devin Brown, Coastal Carolina	2014
27.5	Arthur Sitton, Coastal Carolina	2007
27.1	Tre Henderson, Coastal Carolina	2012
26.4	Eric O'Neal, Coastal Carolina	2007

KICKOFF RETURN TOUCHDOWNS

3	Gerald Stevenson, Charleston Southern	2010
3	Kevin Fogg, Liberty	2011
2	Dominic Bolden, Liberty	2006
2	Tim Maypray, VMI	2007
2	Devin Brown, Coastal Carolina	2014
2	Devin Brown, Coastal Carolina	2015

COMBINED KICK RETURN TOUCHDOWNS

3	Gerald Stevenson (3 KR), Charleston So.	2010
3	Kevin Fogg (3 KR), Liberty	2011
2	Greg Williamson (2 PR), Coastal Carolina	2003
2	Erick Harris (2 PR), Liberty	2004
2	Kory Alston (2 PR), Gardner-Webb	2005
2	Dominic Bolden (2 KR), Liberty	2006
2	Wynton Jackson (2 PR), Liberty	2007
2	Tim Maypray (2 KR), VMI	2007
2	Dominic Bolden (2 PR), Liberty	2008
2	Justin Bethel (2 PR), Presbyterian	2011
2	Jeremiah McKie (1 PR, 1 KR), Presbyterian	2013
2	Devin Brown (2 KR), Coastal Carolina	2014
2	Devin Brown (2 KR), Coastal Carolina	2015

PUNT RETURN TOUCHDOWNS & KICKOFF RETURN TOUCHDOWNS, SAME SEASON

2	Jeremiah McKie (1 PR, 1 KR), Presbyterian	2013
---	-------------------------------------------	------

COMBINED KICK RETURNS

62	Tim Maypray (46 KR, 16 PR), VMI	2009
58	Kijana Thomas (50 KR, 8 PR), CSU	2003
54	J.J. Hubbard (37 KR, 17 PR), Gardner-Webb	2014
53	Mike Washington (33 KR, 20 PR), CSU	2002
52	Niccolo Mastromatteo (20 KR, 32 PR), CCU	2010
50	Ricky Rhodes (37 KR, 13 PR), GWU	2011
49	Adrian Hall (33 KR, 16 PR), Liberty	2002
46	Tim Maypray (35 KR, 11 PR), VMI	2007
46	J.J. Hubbard (37 KR, 9 PR), Gardner-Webb	2012
45	Adrian Hall (27 KR, 18 PR), Liberty	2003
45	Rajah Jenkins (35 KR, 10 PR), VMI	2008

COMBINED KICK RETURN YARDS

1,179	Tim Maypray (972 KR, 207 PR), VMI	2009
1,156	Kijana Thomas (1148 KR, 8 PR), CSU	2003
1,039	Mike Washington (831 KR, 208 PR), CSU	2002
981	Gerald Stevenson (921 KR, 60 PR), CSU	2008
969	Tim Maypray (889 KR, 80 PR), VMI	2007
965	Tracy Hairston (965 KR), VMI	2011
956	J.J. Hubbard (819 KR, 137 PR), GWU	2012
919	Darius Hammond (702 KR, 217 PR), CSU	2015
909	Brock Jackolski (854 KR, 55 PR), SBU	2011
908	J.J. Hubbard (806 KR, 102 PR), GWU	2014

CAREER

PUNT RETURNS

78	Niccolo Mastromatteo, Coastal Caro.	2010-13
51	Darius Hammond, Charleston So.	2013-16
49	Jordan Gush, Stony Brook	2009-12
43	Wynton Jackson, Liberty	2003-07
42	David Parker, Coastal Carolina	2003-06
41	J.J. Hubbard, Gardner-Webb	2011-14
36	Kory Alston, Gardner-Webb	2003-06
34	Adrian Hall, Liberty	2002-03
34	Charles James, Charleston Southern	2009-12
34	Cedric Byrd, Presbyterian	2010-14

PUNT RETURN YARDS

663	Darius Hammond, Charleston So.	2013-16
633	Niccolo Mastromatteo, Coastal Caro.	2010-13
525	Wynton Jackson, Liberty	2003-07
484	Kory Alston, Gardner-Webb	2003-06
345	David Parker, Coastal Carolina	2003-06
330	Charles James, Charleston Southern	2009-12
313	Tim Maypray, VMI	2006-09
311	Jordan Gush, Stony Brook	2009-12
308	Dominic Bolden, Liberty	2005-08
302	J.J. Hubbard, Gardner-Webb	2011-14

PUNT RETURN AVERAGE (min. 12 returns per game)

10.4	Mike Washington, Charleston Southern	2002
10.1	Allen Davis, Gardner-Webb	2004
8.9	Josh Hubbard, Gardner-Webb	2002-03
8.2	David Parker, Coastal Carolina	2003-05
8.1	Niccolo Mastromatteo, Coastal Caro.	2010-13
7.9	Adrian Hall, Liberty	2002-04
7.7	Jared Brodgen, Liberty	2004-05
7.3	Eddie Gadson, Charleston Southern	2003-04
6.4	Travis Anderson, Gardner-Webb	2002
4.9	Arketa Banks, Elon	2002

PUNT RETURN TOUCHDOWNS

3	Kory Alston, Gardner-Webb	2003-06
2	Erick Harris, Liberty	2002-04
2	Wynton Jackson, Liberty	2003-07
2	Dominic Bolden, Liberty	2005-08
2	Niccolo Mastromatteo, Coastal Caro.	2010-13

BLOCKED PUNT RETURN TOUCHDOWNS

2	Justin Bethel, Presbyterian	2008-11
1	several tied with	

KICKOFF RETURNS

109	J.J. Hubbard, Gardner-Webb	2011-14
102	Gerald Stevenson, Charleston So.	2007-10
98	Tim Maypray, VMI	2006-09
97	Michael Ruff, Presbyterian	2009-12
84	Darius Hammond, Charleston So.	2013-16
80	Tyson Petty, Gardner-Webb	2007-10
74	Devin Brown, Coastal Carolina	2013-15
60	Adrian Hall, Liberty	2002-03
59	Brock Jackolski, Stony Brook	2010-11
59	Tre Henderson, Coastal Carolina	2009-12

KICKOFF RETURN YARDS

2,449	Gerald Stevenson, Charleston Southern	2007-10
2,422	J.J. Hubbard, Gardner-Webb	2011-14
2,181	Tim Maypray, VMI	2006-09
2,108	Darius Hammond, Charleston So.	2013-16
1,983	Devin Brown, Coastal Carolina	2013-15
1,971	Michael Ruff, Presbyterian	2009-12
1,642	Brock Jackolski, Stony Brook	2010-11
1,604	Tyson Petty, Gardner-Webb	2007-10
1,409	Dominic Bolden, Liberty	2005-08
1,392	Kevin Fogg, Liberty	2009-13

KICKOFF RETURN AVERAGE (min. 12 returns per game)

27.8	Brock Jackolski, Stony Brook	2010-11
26.8	Devin Brown, Coastal Carolina	2013-15
25.1	Darius Hammond, Charleston So.	2013-16
24.3	Titus Green, VMI	2003-05
24.0	Gerald Stevenson, Charleston So.	2007-10
23.4	Tre Henderson, Coastal Carolina	2009-12
23.3	Darnell Williams, Coastal Carolina	2003-05
22.8	Kijana Thomas, Charleston Southern	2002-04
22.4	Brandon Jackson, Gardner-Webb	2006-09
22.3	Tim Maypray, VMI	2006-09

KICKOFF RETURN TOUCHDOWNS

5	Devin Brown, Coastal Carolina	2013-15
3	Dominic Bolden, Liberty	2005-08
3	Gerald Stevenson, Charleston So.	2007-10
3	Kevin Fogg, Liberty	2009-13
3	J.J. Hubbard, Gardner-Webb	2011-14
2	Tim Maypray, VMI	2006-09
2	Brock Jackolski, Stony Brook	2010-11

COMBINED KICK RETURN TOUCHDOWNS

5	Dominic Bolden (3 KR, 2 PR), Liberty	2005-08
5	Devin Brown (5 KR), Coastal Carolina	2013-15
4	Kevin Fogg (3 KR, 1 PR), Liberty	2009-13
3	Kory Alston (3 PR), Gardner-Webb	2003-06
3	Wynton Jackson (2 PR, 1 KR), Liberty	2003-07
3	Tim Maypray (2 KR, 1 PR), VMI	2006-09
3	Gerald Stevenson (3 KR), CSU	2007-10
3	J.J. Hubbard (3 KR), Gardner-Webb	2011-14

COMBINED KICK RETURNS

150	J.J. Hubbard (109 KR, 41 PR), GWU	2011-14
135	Darius Hammond (84 KR, 51 PR), CSU	2013-16
127	Tim Maypray (98 KR, 29 PR), VMI	2006-09
126	Niccolo Mastromatteo (48 KR, 78 PR), CCU	2010-13
123	Gerald Stevenson (102 KR, 21 PR), CSU	2007-10
99	Michael Ruff (97 KR, 2 PR), PC	2009-12
94	Adrian Hall (60 KR, 34 PR), Liberty	2002-04
89	Tyson Petty (80 KR, 9 PR), GWU	2007-10
78	Kevin Fogg (55 KR, 23 PR), Liberty	2009-13
75	Devin Brown (74 KR, 1 PR), CCU	2013-15

COMBINED KICK RETURN YARDS

2,771	Darius Hammond (2108 KR, 663 PR), CSU	2013-16
2,724	J.J. Hubbard (2422 KR, 302 PR), GWU	2011-14
2,649	Gerald Stevenson (2449 KR, 200 PR), CSU	2007-10
2,492	Tim Maypray (2181 KR, 313 PR), VMI	2006-09
1,987	Devin Brown (1983 KR, 4 PR), CCU	2013-15
1,966	Michael Ruff (1971 KR, -5 PR), PC	2009-12
1,717	Dominic Bolden (1409 KR, 308 PR), LU	2005-08
1,697	Brock Jackolski (1642 KR, 55 PR), SBU	2010-11
1,645	N. Mastromatteo (1012 KR, 633 PR), CCU	2010-13
1,638	Tyson Petty (1604 KR, 34 PR), GWU	2007-10



Dominic Bolden, Liberty (2005-08)



Darius Hammond, Charleston So. (2013-16)



Devin Brown, Coastal Carolina (2013-15)

GAME

ALL-PURPOSE YARDS

389	Gerald Stevenson (243 KR, 65 RUSH, 47 REC, 34 PR), Charleston Southern vs. Gardner-Webb (10-16-10)
386	Darius Hammond (295 KR, 91 RUSH), Charleston Southern at Jacksonville State (12-11-15)
346	Tim Maypray (209 REC, 102 KR, 36 RUSH, -1 PR), VMI vs. Charleston Southern (11-3-07)
332	Tim Maypray (235 RUSH, 97 REC), VMI vs. Presbyterian (11-22-08)
319	Brock Jackolski (136 KR, 130 RUSH, 44 PR, 9 REC), Stony Brook vs. Presbyterian (10-8-11)
302	Gerald Stevenson (255 KR, 33 REC, 14 RUSH), Charleston Southern at Wofford (9-6-08)
298	Miguel Maysonet (198 RUSH, 100 KR), Stony Brook vs. Colgate (9-22-12)
286	Lance Byrd (274 RUSH, 12 REC), Presbyterian vs. Charleston Southern (11-7-09)
283	Jeremiah McKie (19 RUSH, 107 REC, 151 KR, 6 PR), Presbyterian at VMI (10-19-13)
279	Miguel Maysonet (233 RUSH, 46 KR), Stony Brook at Coastal Carolina (10-13-12)

CONSECUTIVE 200-YARD ALL-PURPOSE GAMES

4	Tim Maypray, VMI (2007)
3	Rashad Jennings, Liberty (2007)
3	Miguel Maysonet, Stony Brook (2012)
2	Eugene Goodman, Liberty (2003)
2	Rashad Jennings, Liberty (2008)
2	Conte Cuttino, Stony Brook (2008)
2	Edwin Gowins, Stony Brook (2008)
2	Miguel Maysonet, Stony Brook (2012)
2	Chaston Bennett, Kennesaw State (2016)

SEASON

ALL-PURPOSE YARDS

2,441	Brock Jackolski, Stony Brook	2011
2,316	Miguel Maysonet, Stony Brook	2012
1,975	Tim Maypray, VMI	2007
1,966	Brock Jackolski, Stony Brook	2010
1,882	Lorenzo Taliaferro, Coastal Carolina	2013
1,865	Darius Hammond, Charleston Southern	2015
1,850	Tim Maypray, VMI	2009
1,830	Gerald Stevenson, Charleston Southern	2008
1,823	De'Angelo Henderson, Coastal Carolina	2014
1,814	Dominic Bolden, Liberty	2008

ALL-PURPOSE YDS PER GAME (min. 75% of tm's games)

187.8	Brock Jackolski, Stony Brook	2011
179.5	Tim Maypray, VMI	2007
178.7	Brock Jackolski, Stony Brook	2010
178.2	Miguel Maysonet, Stony Brook	2012
170.0	Gerald Stevenson, Charleston Southern	2010
168.2	Tim Maypray, VMI	2009
154.3	Rashad Jennings, Liberty	2007
153.6	Rashad Jennings, Liberty	2008
152.5	Gerald Stevenson, Charleston Southern	2008
151.2	Dominic Bolden, Liberty	2008

300-YARD ALL-PURPOSE GAMES

1	Tim Maypray, VMI	2007
1	Gerald Stevenson, Charleston Southern	2008
1	Tim Maypray, VMI	2008
1	Gerald Stevenson, Charleston Southern	2010
1	Brock Jackolski, Stony Brook	2011
1	Darius Hammond, Charleston Southern	2015

200-YARD ALL-PURPOSE GAMES

5	Tim Maypray, VMI	2007
5	Miguel Maysonet, Stony Brook	2012
4	Brock Jackolski, Stony Brook	2011
3	Rashad Jennings, Liberty	2007
3	Rashad Jennings, Liberty	2008
3	Tim Maypray, VMI	2009
3	Brock Jackolski, Stony Brook	2010
3	Darius Hammond, Charleston Southern	2015
3	Chaston Bennett, Kennesaw State	2016

CONSECUTIVE 200-YARD ALL-PURPOSE GAMES, SINGLE SEASON

4	Tim Maypray, VMI (2007)
3	Rashad Jennings, Liberty (2007)
3	Miguel Maysonet, Stony Brook (2012)

CAREER

ALL-PURPOSE YARDS

6,129	Tim Maypray, VMI	2006-09
5,684	Gerald Stevenson, Charleston So.	2007-10
5,331	Miguel Maysonet, Stony Brook	2010-12
4,621	Sean Mizzer, VMI	2003-06
4,440	Darius Hammond, Charleston So.	2013-16
4,407	Brock Jackolski, Stony Brook	2010-11
4,210	De'Angelo Henderson, Coastal Caro.	2013-15
4,155	Rashad Jennings, Liberty	2006-08
3,782	Dre Barnes, Liberty	2002-04
3,614	Du Vaughn Flagler, Gardner-Webb	2004-07

ALL-PURPOSE YARDS PER GAME (min. 20 games)

183.6	Brock Jackolski (4407 in 24), SBU	2010-11
144.1	Miguel Maysonet (5331 in 37), SBU	2010-12
142.5	Tim Maypray (6129 in 43), VMI	2006-09
134.0	Rashad Jennings (4155 in 31), Liberty	2006-08
130.4	Dre Barnes (3782 in 29), Liberty	2002-04
129.2	Gerald Stevenson (5684 in 44), CSU	2007-10
124.9	Sean Mizzer (4621 in 37), VMI	2003-06
111.7	Lavon Chaney (3464 in 31), Monmouth	2014-16
109.6	Conte Cuttino (2411 in 22), SBU	2008-09
105.7	Chaston Bennett (2325 in 22), KSU	2015-16

300-YARD ALL-PURPOSE GAMES

2	Tim Maypray, VMI	2006-09
2	Gerald Stevenson, Charleston So.	2007-10
1	Brock Jackolski, Stony Brook	2010-11
1	Darius Hammond, Charleston So.	2013-16

200-YARD ALL-PURPOSE GAMES

10	Tim Maypray, VMI	2006-09
7	Brock Jackolski, Stony Brook	2010-11
6	Rashad Jennings, Liberty	2006-08
6	Gerald Stevenson, Charleston So.	2007-10
6	Miguel Maysonet, Stony Brook	2010-12
4	Darius Hammond, Charleston So.	2013-16
5	Dre Barnes, Liberty	2002-04
3	Lavon Chaney, Monmouth	2014-16
3	Chaston Bennett, Kennesaw State	2015-16



Gerald Stevenson, Charleston So. (2007-10)



Tim Maypray, VMI (2006-09)



Brock Jackolski, Stony Brook (2010-11)

GAME - TEAM

TIME OF POSSESSION

43:33	Liberty at Georgia State (10-3-15)
42:25	Liberty vs. Lehigh (9-22-12)
42:41	Charleston Southern at Coastal Carolina (10-1-16)
42:04	Charleston Southern at Appalachian State (9-28-13)
41:52	Charleston Southern at Charlotte (9-27-14)
41:37	Monmouth at Delaware State (9-10-16)
41:22	Charleston Southern vs. Charlotte (10-26-13)
41:14	Charleston Southern at Gardner-Webb (11-5-05)
40:52	Liberty vs. Coastal Carolina (11-19-15)
40:38	Liberty vs. Concord (10-20-12)

MOST COMBINED POINTS SCORED

117	Charleston Southern (59) at Coastal Carolina (58), 10-1-16 (two overtimes)
107	Gardner-Webb (55) at VMI (52), 10-22-05 (three overtimes)
107	Liberty (73) vs. VMI (34), 11-10-07
107	Coastal Carolina (55) at Liberty (52), 10-19-13 (two overtimes)
105	Gardner-Webb (56) at Morgan State (49), 9-11-04
105	Charleston Southern (63) vs. West Virginia Wesleyan (42), 10-15-05
104	Stony Brook (76) at Gardner-Webb (28), 11-12-11
104	Gardner-Webb (51) at Charlotte (53), 10-5-13
103	Liberty (55) at Appalachian State (48), 10-11-14 (one overtime)
98	Gardner-Webb (42) vs. Wofford (56), 11-19-05
98	VMI (28) vs. The Citadel (70), 11-17-07
98	Coastal Carolina (35) at Old Dominion (63), 12-1-12

MOST COMBINED POINTS SCORED, BIG SOUTH GAME

107	Gardner-Webb (55) at VMI (52), 10-22-05 (three overtimes)
107	Liberty (73) vs. VMI (34), 11-10-07
107	Coastal Carolina (55) at Liberty (52), 10-19-13 (two overtimes)
104	Stony Brook (76) at Gardner-Webb (28), 11-12-11
93	Coastal Carolina (66) vs. VMI (27), 10-26-13
91	Elon (56) vs. Liberty (35), 11-9-02
90	Liberty (63) vs. Coastal Carolina (27), 10-15-11
88	Coastal Carolina (55) at Gardner-Webb (33), 11-3-12
86	Kennesaw State (47) at Gardner-Webb (39), 10-22-16
84	Presbyterian (49) vs. VMI (35), 10-19-13

LARGEST MARGIN OF VICTORY

70	Stony Brook (77) vs. Pace (7), 9-8-12
67	Coastal Carolina (70) vs. Charleston Southern (3), 11-20-10
66	Gardner-Webb (66) vs. Savannah State (0), 11-3-07
66	Liberty (73) vs. Kentucky Wesleyan (7), 9-28-13
65	Gardner-Webb (65) vs. Southern Virginia (0), 10-24-09
63	Coastal Carolina (71) vs. Mansfield (8), 11-12-05
60	Coastal Carolina (66) vs. Savannah State (6), 11-4-06
59	Stony Brook (68) at Iona (9), 11-8-08
58	Liberty (68) vs. St. Francis, Pa. (10), 9-29-07
58	Coastal Carolina (65) at Presbyterian (7), 11-10-12

LARGEST MARGIN OF VICTORY, BIG SOUTH GAME

67	Coastal Carolina (70) vs. Charleston Southern (3), 11-20-10
58	Coastal Carolina (65) at Presbyterian (7), 11-10-12
52	Stony Brook (55) vs. Gardner-Webb (3), 11-13-10
49	Liberty (56) at Presbyterian (7), 10-13-12
48	Stony Brook (76) at Gardner-Webb (28), 11-12-11
46	Gardner-Webb (46) vs. Charleston Southern (0), 11-8-03
46	Coastal Carolina (46) vs. Gardner-Webb (0), 11-7-15
45	Liberty (58) vs. Coastal Carolina (13), 10-17-09
43	VMI (50) vs. Charleston Southern (7), 10-11-03
42	five times

MOST OVERTIME PERIODS

5	Coastal Carolina at Towson (9-11-10)
3	Gardner-Webb at VMI (10-22-05)
3	VMI vs. Gardner-Webb (10-22-05)
3	Coastal Carolina at Liberty (10-22-05)
3	Liberty vs. Coastal Carolina (10-22-05)
3	Coastal Carolina at Furman (9-8-12)
3	Gardner-Webb vs. Elon (9-12-15)

FEWEST COMBINED POINTS

3	Gardner-Webb (3) vs. Wofford (0), 9-21-13
9	Charleston Southern (9) vs. North Greenville (0), 9-7-02
10	Charleston Southern (3) vs. Presbyterian (7), 10-18-14
13	Charleston Southern (10) vs. West Virginia State (3), 9-21-02
13	Liberty (3) at Towson (10), 9-16-06
13	Liberty (3) at James Madison (10), 9-25-10

MOST COMBINED RUSHING YARDS

811	Stony Brook (447) vs. VMI (364), 11-15-08
756	Charleston Southern (250) at Jacksonville State (506), 12-11-15
731	Stony Brook (635) at Iona (96), 11-8-08
717	Coastal Carolina (205) vs. Georgia Southern (512), 9-15-07
690	Liberty (298) vs. Brevard (392), 9-13-14
686	Coastal Carolina (162) vs. The Citadel (524), 11-28-15
673	VMI (422) vs. Old Dominion (251), 11-21-09
669	VMI (497) vs. Presbyterian (172), 11-22-08
665	Coastal Carolina (384) vs. Charlotte (281), 11-2-13
660	VMI (262) at William & Mary (398), 9-13-08

MOST COMBINED RUSHING YARDS, BIG SOUTH GAME

811	Stony Brook (447) vs. VMI (364), 11-15-08
612	Coastal Carolina (316) vs. VMI (296), 10-27-07
608	Coastal Carolina (330) at VMI (278), 10-14-06
582	Kennesaw State (303) at Gardner-Webb (279), 10-22-16
563	Stony Brook (315) at Gardner-Webb (248), 11-12-11

FEWEST COMBINED RUSHING YARDS

79	Coastal Carolina (13) vs. Catawba (66), 9-10-11
84	Charleston Southern (-36) vs. Tusculum (120), 9-27-03
93	VMI (33) vs. Chowan (60), 9-8-12
93	Presbyterian (48) vs. Florida Tech (45), 9-24-16
96	VMI (41) at Gardner-Webb (55), 10-27-12

FEWEST COMBINED RUSHING YARDS, BIG SOUTH GAME

96	VMI (41) at Gardner-Webb (55), 10-27-12
128	Charleston Southern (16) at Gardner-Webb (112), 11-16-13
137	Gardner-Webb (30) at Charleston Southern (107), 11-4-06
141	Gardner-Webb (30) vs. Liberty (111), 10-26-13
144	Charleston Southern (-1) vs. Liberty (145), 11-1-03

MOST COMBINED PASSING YARDS

849	Coastal Carolina (352) at Old Dominion (497), 12-1-12
802	Gardner-Webb (451) at VMI (351), 10-18-14
771	Liberty (388) vs. Gardner-Webb (383), 10-6-12
758	Gardner-Webb (416) at Charlotte (342), 10-5-13
753	Charleston Southern (398) at North Greenville (355), 9-29-07
753	Liberty (356) at Appalachian State (397), 10-11-14
745	Liberty (295) at Old Dominion (450), 10-5-13
722	VMI (400) at Presbyterian (322), 10-19-13
701	Liberty (382) vs. Coastal Carolina (319), 10-19-13
699	Gardner-Webb (254) vs. Southeastern Louisiana (445), 11-20-04

MOST COMBINED PASSING YARDS, BIG SOUTH GAME

771	Liberty (388) vs. Gardner-Webb (383), 10-6-12
722	VMI (400) at Presbyterian (322), 10-19-13
701	Liberty (382) vs. Coastal Carolina (319), 10-19-13
688	Charleston Southern (406) vs. Gardner-Webb (282), 11-4-06
663	Coastal Carolina (342) at Gardner-Webb (321), 11-3-12

FEWEST COMBINED PASSING YARDS

13	Stony Brook (0) at Coastal Carolina (13), 10-29-11
69	Liberty (49) vs. St. Paul's (20), 8-31-06
74	Coastal Carolina (45) vs. Charleston-WV (29), 10-11-03
91	VMI (68) at The Citadel (23), 10-29-11
101	Presbyterian (90) at The Citadel (11), 9-18-10

FEWEST COMBINED PASSING YARDS, BIG SOUTH GAME

13	Stony Brook (0) at Coastal Carolina (13), 10-29-11
125	Charleston Southern (70) at Presbyterian (55), 10-17-15
132	Presbyterian (35) vs. Gardner-Webb (97), 10-31-15
137	Presbyterian (57) vs. Kennesaw State (80), 11-21-15
145	Coastal Carolina (64) vs. Liberty (81), 10-23-04

FEWEST TOTAL OFFENSE YARDS PER PLAY ALLOWED

1.02	Liberty vs. Gardner-Webb (55 for 56), 10-25-14
1.14	Charleston Southern vs. Savannah State (58 for 66), 10-6-07
1.25	Liberty vs. Kentucky Wesleyan (59 for 74), 10-1-11
1.42	Charleston Southern vs. Edward Waters (45 for 64), 10-14-06
1.43	Stony Brook vs. Coastal Carolina (51 for 73), 10-29-11
1.43	Liberty vs. St. Paul's (40 for 57), 8-31-06
1.55	Gardner-Webb vs. Savannah State (51 for 79), 11-3-07
1.65	Gardner-Webb vs. Southern Virginia (55 for 91), 10-24-09
1.80	Gardner-Webb vs. Virginia-Lynchburg (45 for 81), 9-13-14 (three quarters)
1.82	Stony Brook vs. Pace (57 for 104), 9-8-12

PENALTIES

17	Stony Brook vs. Presbyterian (10-3-09)
16	Liberty vs. Charleston Southern (10-30-04)
16	Charleston Southern vs. Johnson C. Smith (9-15-07)
15	Coastal Carolina vs. Jacksonville (11-13-04)
15	Charleston Southern vs. Bucknell (10-29-16)
14	Gardner-Webb at Charleston Southern (11-13-04)
14	Charleston Southern at Coastal Carolina (11-20-04)
14	Presbyterian at Coastal Carolina (11-14-09)
14	Charleston Southern vs. Gardner-Webb (10-16-10)
14	VMI vs. Chowan (9-8-12)
14	Coastal Carolina at Elon (9-28-13)
14	Charleston Southern vs. Liberty (11-23-13)

PENALTY YARDS

163	Liberty vs. Charleston Southern (10-30-04)
161	Coastal Carolina vs. Jacksonville (11-13-04)
157	Coastal Carolina at Western Carolina (11-19-11)
153	Stony Brook vs. Presbyterian (10-3-09)
151	Liberty vs. West Liberty State (9-7-02)
151	Monmouth at Howard (10-8-16)
147	Gardner-Webb at Charleston Southern (11-13-04)
144	Coastal Carolina vs. Charleston (WV) (10-9-04)
143	Charleston Southern at The Citadel (9-1-07)
137	Stony Brook vs. VMI (11-3-12)

FIRST DOWNS BY PENALTY

7	Gardner-Webb vs. Wofford (9-20-14)
6	Liberty vs. Eastern Kentucky (11-2-02)
6	Gardner-Webb vs. Appalachian State (9-23-06)
6	VMI at Old Dominion (11-13-10)
6	Liberty at Charleston Southern (11-23-13)
5	several times

BLOCKED KICKS

4	Monmouth (2-P, PAT, FG) at Delaware State (9-10-16)
3	VMI (P, PAT, FG) vs. Tennessee Tech (9-18-04)
3	Gardner-Webb (2 P, FG) vs. Southern Virginia (10-24-09)

MISC. - INDIVIDUAL

BLOCKED KICKS, SEASON

4	Chetyuane Reeder, Presbyterian	2008
4	Marcus Williamson, Coastal Carolina	2015
3	Jamaal Walton, VMI	2006
3	Jada Ross, Charleston Southern	2007
3	Justin Bethel, Presbyterian	2009
3	Justin Bethel, Presbyterian	2011
3	LaDarius Hawthorne, Coastal Carolina	2013
3	Mike Basile, Monmouth	2016

BLOCKED KICKS, CAREER

9	Justin Bethel, Presbyterian	2008-11
5	Eric Hall, VMI	2003-06
4	Erick Harris, Liberty	2002-04
4	Braden Cannon, Coastal Carolina	2003-06
4	Jada Ross, Charleston Southern	2004-07
4	Trey Jacobs, Liberty	2006-09
4	Josh Norman, Coastal Carolina	2008-11
4	Brian Davis, Presbyterian	2008-11
4	LaDarius Hawthorne, Coastal Carolina	2010-13
4	Chima Uzowihe, Liberty	2012-15
4	Marcus Williamson, Coastal Carolina	2015
4	MIKE BASILE, Monmouth	2014-

TEAMMATES WITH 100 RUSHING YARDS, SAME GAME (ALL-TIME)

16	Stony Brook
14	Liberty
6	VMI
6	Gardner-Webb
4	Presbyterian
4	Charleston Southern

TEAMMATES WITH 100 RECEIVING YARDS, SAME GAME (ALL-TIME)

8	Liberty
6	Charleston Southern
3	Gardner-Webb
2	Presbyterian
2	Coastal Carolina

TEAMMATES WITH 10 TOUCHDOWNS, SAME SEASON

2	CCU (Hall - 13, Perkins - 12)	2004
2	LU (Terrell - 13, Jennings - 10)	2006
2	LU (Jennings - 17, Terrell - 11)	2007
2	LU (Jennings - 19, Bolden - 13)	2008
2	LU (Summers - 15, Holloway - 11)	2010
2	SBU (Maysonet - 14, Jackolski - 12)	2010
2	SBU (Jackolski - 20, Maysonet - 16)	2011
2	SBU (Maysonet - 23, Norrell - 15)	2012
2	CCU (Taliaferro - 29, Hazel - 10)	2013
2	LU (Abnar - 16, Peterson - 12)	2014

MISC. - TEAM (SEASON)

AVERAGE TIME OF POSSESSION

34:46	VMI	2007
34:05	Charleston Southern	2014
33:44	Charleston Southern	2013
33:26	Liberty	2012
33:12	Charleston Southern	2015
33:07	Kennesaw State	2015
32:51	Gardner-Webb	2013
32:46	Stony Brook	2011
32:32	Liberty	2015
32:24	Stony Brook	2012

FIRST DOWNS

357	Coastal Carolina	2013
339	Coastal Carolina	2014
288	Coastal Carolina	2012
284	Liberty	2014
274	Stony Brook	2011
273	Gardner-Webb	2005
268	Stony Brook	2012
268	Coastal Carolina	2015
266	Liberty	2010
263	Liberty	2013

FIRST DOWNS BY PENALTY

26	Gardner-Webb	2014
25	Presbyterian	2009
24	Coastal Carolina	2004
23	Charleston Southern	2002
23	Charleston Southern	2004
23	Gardner-Webb	2007
23	Gardner-Webb	2010
22	five times	

FEWEST SACKS ALLOWED

5	VMI	2009
7	Coastal Carolina	2010
7	Liberty	2010
7	Kennesaw State	2016
8	Liberty	2007
8	Liberty	2008
9	Charleston Southern	2009
9	Kennesaw State	2015
10	Coastal Carolina	2004
10	Gardner-Webb	2004

THIRD-DOWN CONVERSION PERCENTAGE

51.3	Coastal Carolina (99-193)	2013
51.0	Liberty (78-153)	2008
51.0	Liberty (73-143)	2011
50.0	Kennesaw State (79-158)	2015
49.7	Gardner-Webb (73-147)	2002
49.7	Coastal Carolina (92-185)	2012
49.3	Charleston Southern (66-134)	2006
49.3	Kennesaw State (72-146)	2016
49.0	Coastal Carolina (75-153)	2006
48.7	Stony Brook (74-152)	2012

FOURTH-DOWN CONVERSION PERCENTAGE

80.0	Coastal Carolina (8-10)	2013
80.0	Coastal Carolina (12-15)	2014
73.3	VMI (11-15)	2008
71.4	Liberty (5-7)	2006
70.0	Liberty (7-10)	2009
70.0	Kennesaw State (21-30)	2016
69.2	Charleston Southern (9-13)	2016
68.2	Liberty (15-22)	2014
66.7	Liberty (6-9)	2007
66.7	Stony Brook (8-12)	2009
66.7	Liberty (6-9)	2013

RED ZONE OFFENSE

92.2	Liberty (47-51)	2009
91.4	Gardner-Webb (32-35)	2009
90.9	Stony Brook (50-55)	2012
90.1	Coastal Carolina (73-81)	2013
89.7	Liberty (52-58)	2014
88.9	Coastal Carolina (48-54)	2015
88.6	Stony Brook (31-35)	2009
88.6	Gardner-Webb (31-35)	2016
87.8	Gardner-Webb (43-49)	2005
87.5	Liberty (42-48)	2010
87.5	Liberty (28-32)	2012

BLOCKED PUNTS

4	Coastal Carolina	2004
4	Presbyterian	2008
3	Gardner-Webb	2003
3	Charleston Southern	2009
3	Presbyterian	2009
3	VMI	2009
3	Coastal Carolina	2011
3	Monmouth	2016

LEAST PENALIZED

43	Coastal Carolina	2003
43	Gardner-Webb	2014
47	Gardner-Webb	2016
49	VMI	2006
53	VMI	2011

INDIVIDUAL

POINTS SCORED (NON-KICKING)

18 Brock Jackolski, Stony Brook vs. Albany (11-26-11)

TOUCHDOWNS SCORED

3 Brock Jackolski, Stony Brook vs. Albany (11-26-11)

TOUCHDOWNS RESPONSIBLE FOR

- 4 Tyler Thigpen (passed for 3, scored 1), CCU at Appalachian State (11-25-06)
- 4 Aramis Hillary (passed for 3, scored 1), Coastal Caro. at Old Dominion (12-1-12)
- 4 Alex Ross (passed for 4), CCU vs. Bethune-Cookman (11-30-13)

TOTAL OFFENSE

454 Alex Ross (415 P, 39 R), Coastal Carolina vs. The Citadel (11-28-15)

RUSHING YARDS

160 Miguel Maysonet, Stony Brook vs. Villanova (11-24-12)

RUSHING ATTEMPTS

29 Marcus Coker, Stony Brook vs. Villanova (11-24-12)

YARDS PER RUSH (min. 10 attempts)

9.23 Mike Holloway (13 for 120), Charleston Southern vs. The Citadel (12-5-15)

RUSHING TOUCHDOWNS

- 2 Brock Jackolski, Stony Brook vs. Albany (11-26-11)
- 2 Miguel Maysonet, Stony Brook vs. Villanova (11-24-12)
- 2 Lorenzo Taliaferro, Coastal Carolina at Montana (12-7-13)
- 2 D.J. Abnar, Liberty at James Madison (11-29-14)
- 2 Alex Ross, Coastal Carolina at North Dakota State (12-13-14)
- 2 Mike Holloway, Charleston Southern vs. The Citadel (12-5-15)

TEAMMATES WITH 100 RUSHING YARDS, SAME GAME

- 1 Miguel Maysonet (160) and Marcus Coker (107), SBU vs. Villanova (11-24-12)
- 1 Alex Ross (123) and Lorenzo Taliaferro (104), CCU at Montana (12-7-13)

COMBINED RUSHING YARDS, TWO TEAMMATES

267 Miguel Maysonet (160) and Marcus Coker (107), SBU vs. Villanova (11-24-12)

COMBINED RUSHING YARDS, THREE TEAMMATES

275 Alex Ross (123), Lorenzo Taliaferro (104) and De'Angelo Henderson (48), Coastal Carolina at Montana (12-7-13)

RUSHING YARDS, QUARTERBACK

123 Alex Ross, Coastal Carolina at Montana (12-7-13)

RUSHING ATTEMPTS, QUARTERBACK

21 Alex Ross, Coastal Carolina at Montana (12-7-13)

RUSHING TOUCHDOWNS, QUARTERBACK

2 Alex Ross, Coastal Carolina at North Dakota State (12-13-14)

PASSING YARDS

415 Alex Ross, Coastal Carolina vs. The Citadel (11-28-15)

PASS COMPLETIONS

24 Tyler Thigpen (24-of-41), Coastal Carolina at Appalachian State (11-25-06)

PASSING ATTEMPTS

- 41 Tyler Thigpen (24-of-41), Coastal Carolina at Appalachian State (11-25-06)
- 41 Alex Ross (22-of-41), Coastal Carolina vs. Richmond (12-6-14)

PASS COMPLETION PERCENTAGE (min. 15-19 completions)

79.2 Aramis Hillary (19-of-24), Coastal Carolina at Bethune-Cookman (11-24-12)

PASS COMPLETION PERCENTAGE (min. 20-29 completions)

67.7 Alex Ross (21-of-31), Coastal Carolina vs. The Citadel (11-28-15)

TOUCHDOWN PASSES

4 Alex Ross, Coastal Carolina vs. Bethune-Cookman (11-30-13)

INTERCEPTIONS THROWN

4 Zach MacDowall, Coastal Carolina vs. Western Illinois (11-27-10)

RECEPTIONS

9 Matt Hazel, Coastal Carolina at Old Dominion (12-1-12)

RECEIVING YARDS

155 Matt Hazel, Coastal Carolina at Old Dominion (12-1-12)

TOUCHDOWN RECEPTIONS

- 2 Jerome Simpson, Coastal Carolina at Appalachian State (11-25-06)
- 2 Matt Hazel, Coastal Carolina at Old Dominion (12-1-12)
- 2 Matt Hazel, Coastal Carolina vs. Bethune-Cookman (11-30-13)
- 2 Niccolo Mastromatteo, Coastal Carolina at Montana (12-7-13)

AVERAGE YARDS PER CATCH (min. 5 receptions)

20.60 Darrin Peterson (5 for 103), Liberty at Villanova (12-6-14)

ALL-PURPOSE YARDS

386 Darius Hammond (295 KR, 91 RUSH), CSU at Jacksonville State (12-11-15)

INTERCEPTIONS

- 2 Dominique Davenport, Coastal Carolina vs. Western Illinois (11-27-10)
- 2 Davonte Anderson, Stony Brook vs. Villanova (11-24-12)

INTERCEPTION RETURN YARDS

68 Johnnie Houston, Coastal Carolina at Bethune-Cookman (11-24-12)

YARDS PER INTERCEPTION RETURN (min. 2 int.)

20.5 Dominique Davenport (2 for 41), Coastal Carolina vs. Western Illinois (11-27-10)

INTERCEPTION RETURN TOUCHDOWNS

- 1 Dominique Davenport, Coastal Carolina vs. Western Illinois (11-27-10)
- 1 Johnnie Houston, Coastal Carolina at Bethune-Cookman (11-24-12)

PASS BREAK-UPS

- 3 Denzel Rice, Coastal Carolina vs. Bethune-Cookman (11-30-13)
- 3 Richie Sampson, Coastal Carolina at Montana (12-7-13)

PASSES DEFENDED

- 3 Donald Porter (1 INT, 2 PBU), Stony Brook vs. Albany (11-26-11)
- 3 Davonte Anderson (2 INT, 1 PBU), Stony Brook vs. Villanova (11-24-12)
- 3 Denzel Rice (3 PBU), Coastal Carolina vs. Bethune-Cookman (11-30-13)
- 3 Richie Sampson (3 PBU), Coastal Carolina at Montana (12-7-13)
- 3 Kenny Scott (1 INT, 2 PBU), Liberty at James Madison (11-29-14)
- 3 Kamron Summers (1 INT, 2 PBU), Coastal Carolina vs. Richmond (12-6-14)

TACKLES

- 15 Quinn Backus (10 S, 5 A), Coastal Carolina vs. Bethune-Cookman (11-30-13)
- 15 Mike McClure (6 S, 9 A), Coastal Carolina at North Dakota State (12-14-13)
- 15 Solomon Brown (6 S, 9 A), Charleston Southern vs. The Citadel (12-5-15)

SOLO TACKLES

- 10 Quinn Backus, Coastal Carolina vs. Bethune-Cookman (11-30-13)
- 10 Kamron Summers, Coastal Carolina vs. Bethune-Cookman (11-30-13)

SACKS

- 2.0 Dante Allen, Stony Brook at Montana State (12-1-12)
- 2.0 Richie Sampson, Coastal Carolina vs. Bethune-Cookman (11-30-13)

TACKLES FOR LOSS

- 3.0 Grant Nakwaasah, Stony Brook at Sam Houston State (12-3-11)
- 3.0 Quinn Backus, Coastal Carolina vs. Bethune-Cookman (11-30-13)
- 3.0 Richie Sampson, Coastal Carolina vs. Bethune-Cookman (11-30-13)
- 3.0 Anthony Ellis, Charleston Southern at Jacksonville State (12-11-15)

FUMBLE RETURN YARDS

58 Nick Newman, Liberty at Villanova (12-6-14)

FUMBLE RETURN TOUCHDOWNS

- 1 Mike McClure, Coastal Carolina vs. Bethune-Cookman (11-30-13)
- 1 Nick Newman, Liberty at Villanova (12-6-14)

FORCED FUMBLES

2 Johnnie Houston, Coastal Carolina at Bethune-Cookman (11-24-12)

FUMBLE RECOVERIES/RETURNS

2 Anthony Ellis, Charleston Southern vs. The Citadel (12-5-15)

BLOCKED KICKS

- 1 Christian Ricard (punt), Stony Brook at Sam Houston State (12-3-11)
- 1 Marcus Williamson (field goal), Coastal Carolina vs. The Citadel (11-28-15)

POINTS SCORED KICKING

10 John Lunsford (1 PAT, 3 FG), Liberty at Villanova (12-6-14)

FIELD GOAL ATTEMPTS

- 3 Wesley Skiffington, Stony Brook vs. Villanova (11-24-12)
- 3 John Lunsford, Liberty at Villanova (12-6-14)

FIELD GOALS MADE

3 John Lunsford, Liberty at Villanova (12-6-14)

FIELD GOAL PERCENTAGE (min. 3 attempts)

100.0 John Lunsford (3-of-3), Liberty at Villanova (12-6-14)

MOST 50-YARD FIELD GOALS

- 1 John Lunsford (56), Liberty at James Madison (11-29-14)
- 1 John Lunsford (50), Liberty at Villanova (12-6-14)

PAT KICKS ATTEMPTED

- 6 Alex Catron (5-of-6), Coastal Carolina vs. Bethune-Cookman (11-30-13)
- 6 Alex Catron (6-of-6), Coastal Carolina at Montana (12-7-13)

PAT KICKS MADE

- 6 Alex Catron (6-of-6), Coastal Carolina at Montana (12-7-13)

PAT KICKS PERCENTAGE (min. 5 attempts)

- 100.0 Alex Catron (6-of-6), Coastal Carolina at Montana (12-7-13)
- 100.0 Alex Catron (5-of-5), Coastal Carolina at Old Dominion (12-1-12)
- 100.0 Ryan Granger (5-of-5), Coastal Carolina vs. The Citadel (11-28-15)

PUNTS

- 9 Truett Burns, Charleston Southern vs. The Citadel (12-5-15)

PUNTING YARDS

- 312 Austin Cain (8 punts), Coastal Carolina at North Dakota State (12-14-13)

PUNTING AVERAGE (min. 3 punts)

- 45.8 Wesley Skiffington (5 for 229), Stony Brook at Montana State (12-1-12)

PUNT RETURNS

- 5 Darius Hammond, Charleston Southern at Wofford (11-26-16)

PUNT RETURN YARDS

- 40 Darius Hammond, Charleston Southern at Wofford (11-26-16)

PUNT RETURN AVERAGE (2-3 returns)

- 9.7 Niccolo Mastromatteo (3 for 29), Coastal Carolina vs. Western Illinois (11-27-10)

PUNT RETURN AVERAGE (min. 4 returns)

- 8.0 Darius Hammond (5 for 40), Charleston Southern at Wofford (11-26-16)

KICKOFF RETURNS

- 8 Tre Henderson, Coastal Carolina at Old Dominion (12-1-12)
- 8 Darius Hammond, Charleston Southern at Jacksonville State (12-11-15)

KICKOFF RETURN YARDS

- 295 Darius Hammond (8 returns), Charleston Southern at Jacksonville St. (12-11-15)

KICKOFF RETURN AVERAGE (2-4 returns)

- 60.0 Devin Brown (2 for 120), Coastal Carolina at North Dakota State (12-13-14)

KICKOFF RETURN AVERAGE (min. 5 returns)

- 36.9 Darius Hammond (8 for 295), Charleston Southern at Jacksonville St. (12-11-15)

KICKOFF RETURN TOUCHDOWNS

- 1 Devin Brown, Coastal Carolina at North Dakota State (12-13-14)

TEAM

POINTS SCORED

- 48 Coastal Carolina vs. Bethune-Cookman (11-30-13)

TOUCHDOWNS SCORED

- 7 Coastal Carolina vs. Bethune-Cookman (11-30-13)

TOTAL OFFENSE

- 577 Coastal Carolina (162 R, 415 P) vs. The Citadel (11-28-15)

TOTAL OFFENSIVE PLAYS

- 95 Coastal Carolina (54 R, 41 P) vs. Richmond (12-6-14)

TOTAL OFFENSE YARDS PER PLAY

- 9.31 Coastal Carolina (62 for 577) vs. The Citadel (11-28-15)

RUSHING YARDS

- 316 Coastal Carolina vs. Richmond (12-6-14)

RUSHING ATTEMPTS

- 58 Stony Brook vs. Villanova (11-24-12)

YARDS PER RUSH (min. 20 attempts)

- 5.86 Coastal Carolina (37 for 217) vs. Bethune-Cookman (11-30-13)

RUSHING TOUCHDOWNS

- 3 Coastal Carolina at Montana (12-7-13)
- 3 Liberty at James Madison (11-29-14)
- 3 Coastal Carolina vs. Richmond (12-6-14)
- 3 Coastal Carolina at North Dakota State (12-13-14)
- 3 Charleston Southern at Jacksonville State (12-11-15)

PASSING YARDS

- 415 Coastal Carolina vs. The Citadel (11-28-15)

PASSING COMPLETIONS

- 24 Coastal Carolina at Appalachian State (11-25-06)

PASSING ATTEMPTS

- 41 Coastal Carolina at Appalachian State (11-25-06)
- 41 Coastal Carolina vs. Richmond (12-6-14)

PASS COMPLETION PERCENTAGE (min. 25 attempts)

- 67.7 Coastal Carolina (21-of-31) vs. The Citadel (11-28-15)

TOUCHDOWN PASSES

- 4 Coastal Carolina vs. Bethune-Cookman (11-30-13)

INTERCEPTIONS THROWN

- 4 Coastal Carolina vs. Western Illinois (11-27-10)

AVERAGE YARDS PER COMPLETION (5-9 completions)

- 25.11 Stony Brook (9 for 226) at Sam Houston State (12-3-11)

AVERAGE YARDS PER COMPLETION (min. 10 completions)

- 21.50 Stony Brook (12 for 258) vs. Albany (11-26-11)

FIRST DOWNS

- 28 Coastal Carolina at Old Dominion (12-1-12)

FIRST DOWNS RUSHING

- 16 Stony Brook vs. Villanova (11-24-12)

FIRST DOWNS PASSING

- 18 Coastal Carolina vs. Western Illinois (11-27-10)

FIRST DOWNS BY PENALTY

- 4 Stony Brook at Sam Houston State (12-3-11)
- 4 Liberty at James Madison (11-29-14)

FUMBLES LOST

- 3 Stony Brook at Montana State (12-1-12)

TURNOVER GIVEAWAYS

- 5 Coastal Carolina (4 INT, 1 FUM) vs. Western Illinois (11-27-10)

FEWEST RUSHING YARDS ALLOWED

- 54 Coastal Carolina vs. Richmond (12-6-14)

FEWEST PASSING YARDS ALLOWED

- 32 Coastal Carolina vs. The Citadel (2 completions), 11-28-15

FEWEST TOTAL OFFENSE YARDS ALLOWED

- 185 Charleston Southern at Wofford (141 R, 44 P), 11-26-16

FEWEST PLAYS ALLOWED

- 60 Stony Brook vs. Villanova (271 total yards), 11-24-12
- 60 Charleston Southern at Wofford (185 total yards), 11-26-16

FEWEST TOTAL OFFENSE YARDS PER PLAY ALLOWED

- 3.08 Charleston Southern at Wofford (60 for 185), 11-26-16

FEWEST COMPLETIONS ALLOWED

- 2 Coastal Carolina vs. The Citadel (11-28-15)

LOWEST COMPLETION PERCENTAGE ALLOWED (1-9 attempts)

- 33.3 Coastal Carolina vs. The Citadel (2-of-6), 11-28-15

LOWEST COMPLETION PERCENTAGE ALLOWED (10-19 attempts)

- 42.1 Liberty at Villanova (8-of-19), 12-6-14

LOWEST COMPLETION PERCENTAGE ALLOWED (20+ attempts)

- 39.1 Coastal Carolina at Bethune-Cookman (9-of-23), 11-24-12

INTERCEPTIONS

- 2 Coastal Carolina vs. Western Illinois (11-27-10)
- 2 Stony Brook vs. Albany (11-26-11)
- 2 Stony Brook vs. Villanova (11-24-12)
- 2 Coastal Carolina vs. Richmond (12-6-14)

INTERCEPTION RETURN YARDS

- 68 Coastal Carolina at Bethune-Cookman (11-24-12)

YARDS PER INTERCEPTION RETURN (min. 2 int.)

- 20.5 Coastal Carolina (2 for 41) vs. Western Illinois (11-27-10)

INTERCEPTION RETURN TOUCHDOWNS

- 1 Coastal Carolina vs. Western Illinois (11-27-10)
- 1 Coastal Carolina at Bethune-Cookman (11-24-12)

QUARTERBACK SACKS

- 5 Coastal Carolina vs. Bethune-Cookman (11-30-13)

TACKLES FOR LOSS

- 12 Coastal Carolina vs. Bethune-Cookman (11-30-13)

FUMBLES RECOVERED

- 5 Charleston Southern vs. The Citadel (12-5-15)

FUMBLE RETURN TOUCHDOWNS

- 1 Coastal Carolina vs. Bethune-Cookman (11-30-13)
- 1 Liberty at Villanova (12-6-14)

TURNOVER TAKEAWAYS

- 6 Charleston Southern (1 INT, 5 FR) vs. The Citadel (12-5-15)

POINTS SCORED KICKING

- 10 Liberty at Villanova (12-6-14)

FIELD GOAL ATTEMPTS

- 3 Stony Brook vs. Villanova (11-24-12)
- 3 Coastal Carolina vs. Richmond (12-6-14)
- 3 Liberty at Villanova (12-6-14)

FIELD GOALS MADE

- 3 Liberty at Villanova (12-6-14)

FIELD GOAL PERCENTAGE (min. 3 attempts)

- 100.0 Liberty (3-of-3) at Villanova (12-6-14)

PAT KICKS ATTEMPTED

- 7 Coastal Carolina vs. Bethune-Cookman (11-30-13)

PAT KICKS MADE

- 6 Coastal Carolina vs. Bethune-Cookman (11-30-13)
- 6 Coastal Carolina at Montana (12-7-13)

PAT KICKS PERCENTAGE (min. 6 attempts)

- 100.0 Coastal Carolina (6-of-6) at Montana (12-7-13)

PUNTS

- 9 Charleston Southern vs. The Citadel (12-5-15)

PUNTING YARDS

- 312 Coastal Carolina (8 punts) at North Dakota State (12-14-13)

PUNTING AVERAGE (min. 3 punts)

- 45.8 Stony Brook (5 for 229) at Montana State (12-1-12)

PUNT RETURNS

- 5 Charleston Southern at Wofford (11-26-16)

PUNT RETURN YARDS

- 40 Charleston Southern at Wofford (11-26-16)

PUNT RETURN AVERAGE (min. 3 returns)

- 9.7 Coastal Carolina (3 for 29) vs. Western Illinois (11-27-10)

KICKOFF RETURNS

- 9 Charleston Southern at Jacksonville State (12-11-15)

KICKOFF RETURN YARDS

- 335 Charleston Southern (9 returns) at Jacksonville State (12-11-15)

KICKOFF RETURN AVERAGE (3-4 returns)

- 26.0 Liberty (4 for 104) at Villanova (12-6-14)

KICKOFF RETURN AVERAGE (min. 5 returns)

- 37.2 Charleston Southern (9 for 335) at Jacksonville State (12-11-15)

KICKOFF RETURN TOUCHDOWNS

- 1 Coastal Carolina at North Dakota State (12-13-14)

TWO-POINT CONVERSIONS

- 2 Coastal Carolina vs. Richmond (12-6-14)

PENALTIES

- 9 Stony Brook at Sam Houston State (12-3-11)

PENALTY YARDS

- 84 Stony Brook at Sam Houston State (12-3-11)

MOST COMBINED TOTAL OFFENSE

- 1,212 Coastal Carolina (540) at Old Dominion (672), 12-1-12

MOST COMBINED TOTAL PLAYS

- 167 Coastal Carolina (95) vs. Richmond (72), 12-6-14

MOST COMBINED PASSING YARDS

- 849 Coastal Carolina (352) at Old Dominion (497), 12-1-12

MOST COMBINED RUSHING YARDS

- 756 Charleston Southern (250) at Jacksonville State (506), 12-11-15

MOST COMBINED POINTS SCORED

- 98 Coastal Carolina (35) at Old Dominion (63), 12-1-12

LARGEST MARGIN OF VICTORY

- 24 Coastal Carolina (48) vs. Bethune-Cookman (24), 11-30-13

TIME OF POSSESSION

- 39:32 Stony Brook vs. Villanova (11-24-12)

MOST POINTS SCORED, FIRST QUARTER

- 21 Coastal Carolina vs. Bethune-Cookman (11-30-13)

MOST POINTS SCORED, SECOND QUARTER

- 21 Coastal Carolina at Montana (12-7-13)

MOST POINTS SCORED, FIRST HALF

- 35 Coastal Carolina at Montana (12-7-13)

MOST POINTS SCORED, THIRD QUARTER

- 22 Coastal Carolina vs. Richmond (12-6-14)

MOST POINTS SCORED, FOURTH QUARTER

- 21 Charleston Southern at Jacksonville State (12-11-15)

MOST POINTS SCORED, SECOND HALF

- 28 Coastal Carolina at Appalachian State (11-25-06)
- 28 Charleston Southern at Jacksonville State (12-11-15)

FEWEST POINTS ALLOWED, FIRST QUARTER

- 0 Coastal Carolina vs. Western Illinois (11-27-10)
- 0 Coastal Carolina at Bethune-Cookman (11-24-12)
- 0 Stony Brook vs. Villanova (11-24-12)
- 0 Liberty at James Madison (11-29-14)
- 0 Coastal Carolina vs. Richmond (12-6-14)
- 0 Liberty at Villanova (12-6-14)
- 0 Charleston Southern at Wofford (11-26-16)

FEWEST POINTS ALLOWED, SECOND QUARTER

- 0 Stony Brook at Sam Houston State (12-3-11)
- 0 Coastal Carolina at Bethune-Cookman (11-24-12)
- 0 Stony Brook vs. Villanova (11-24-12)
- 0 Coastal Carolina at Montana (12-7-13)
- 0 Coastal Carolina vs. Richmond (12-6-14)
- 0 Coastal Carolina vs. The Citadel (11-28-15)
- 0 Charleston Southern vs. The Citadel (12-5-15)

FEWEST POINTS ALLOWED, FIRST HALF

- 0 Coastal Carolina at Bethune-Cookman (11-24-12)
- 0 Stony Brook vs. Villanova (11-24-12)
- 0 Coastal Carolina vs. Richmond (12-6-14)

FEWEST POINTS ALLOWED, THIRD QUARTER

- 0 Coastal Carolina vs. Western Illinois (11-27-10)
- 0 Coastal Carolina at Bethune-Cookman (11-24-12)
- 0 Coastal Carolina vs. Bethune-Cookman (11-30-13)
- 0 Coastal Carolina at North Dakota State (12-14-13)
- 0 Liberty at James Madison (11-29-14)
- 0 Liberty at Villanova (12-6-14)
- 0 Charleston Southern vs. The Citadel (12-5-15)

FEWEST POINTS ALLOWED, FOURTH QUARTER

- 0 Stony Brook vs. Albany (11-26-11)
- 0 Liberty at James Madison (11-29-14)
- 0 Charleston Southern at Wofford (11-26-16)

FEWEST POINTS ALLOWED, SECOND HALF

- 0 Liberty at James Madison (11-29-14)

LARGEST LEAD, BIG SOUTH TEAM

- 31 Coastal Carolina (41-10) vs. Bethune-Cookman (11-30-13)

LARGEST LEAD, BY OPPONENT

- 34 North Dakota State (48-14) vs. Coastal Carolina (12-14-13)

LARGEST COMEBACK DEFICIT TO TIE GAME/TAKE LEAD

- 18 Stony Brook vs. Albany, 11-26-11 (down 28-10 to take 31-28 lead)



TOP 5 LONGEST PLAYS

LONGEST RUSH FROM SCRIMMAGE

- 65 Brock Jackolski, Stony Brook at Sam Houston State (12-3-11)
- 53 Aundres Perkins, Coastal Carolina at Appalachian State (11-25-06)
- 51t Lorenzo Taliaferro, Coastal Carolina at Montana (12-7-13)
- 51 Darius Hammond, Charleston Southern at Wofford (11-26-16)
- 50t De'Angelo Henderson, Coastal Carolina vs. Richmond (12-6-14)

LONGEST RUSH FROM SCRIMMAGE, QUARTERBACK

- 29 Aramis Hillary, Coastal Carolina at Old Dominion (12-1-12)
- 25 Zach MacDowall, Coastal Carolina vs. Western Illinois (11-27-10)
- 23 Tyler Thigpen, Coastal Carolina at Appalachian State (11-25-06)
- 22 Alex Ross, Coastal Carolina vs. The Citadel (11-28-15)
- 21 Alex Ross, Coastal Carolina at Montana (12-7-13)

LONGEST PASS COMPLETION

- 91t Alex Ross to Bruce Mapp, Coastal Carolina vs. The Citadel (11-28-15)
- 86t Alex Ross to DeMario Bennett, Coastal Carolina at Montana (12-7-13)
- 59 Aramis Hillary to Jeremy Height, Coastal Carolina at Old Dominion (12-1-12)
- 55t Kyle Essington to Brock Jackolski, Stony Brook vs. Albany (11-26-11)
- 50 Alex Ross to Tyrell Blanks, Coastal Carolina vs. Bethune-Cookman (11-30-13)

LONGEST INTERCEPTION RETURN

- 68t Johnnie Houston, Coastal Carolina at Bethune-Cookman (11-24-12)
- 28 Davonte Anderson, Stony Brook at Montana State (12-1-12)
- 24 Dominique Davenport, Coastal Carolina vs. Western Illinois (11-27-10)
- 18 Kamron Summers, Coastal Carolina vs. Richmond (12-6-14)
- 17t Dominique Davenport, Coastal Carolina vs. Western Illinois (11-27-10)
- 17 Davonte Anderson, Stony Brook vs. Villanova (11-24-12)

LONGEST FUMBLE RETURN

- 58t Nick Newman, Liberty at Villanova (12-6-14)
- 39t Mike McClure, Coastal Carolina vs. Bethune-Cookman (11-30-13)

LONGEST FIELD GOAL

- 56 John Lunsford, Liberty at James Madison (11-29-14)
- 50 John Lunsford, Liberty at Villanova (12-6-14)
- 39 Wesley Skiffington, Stony Brook vs. Albany (11-26-11)
- 38 Wesley Skiffington, Stony Brook at Montana State (12-1-12)
- 37 Wesley Skiffington, Stony Brook vs. Villanova (11-24-12)

LONGEST FIELD GOAL ATTEMPT

- 56 John Lunsford, Liberty at James Madison, 11-29-14 (good)
- 50 John Lunsford, Liberty at Villanova, 12-6-14 (good)
- 48 Wesley Skiffington, Stony Brook vs. Albany, 11-26-11 (no good)
- 45 Wesley Skiffington, Stony Brook vs. Villanova, 11-24-12 (no good)
- 39 Wesley Skiffington, Stony Brook vs. Albany, 11-26-11 (good)

LONGEST PUNT

- 57 Wesley Skiffington, Stony Brook at Sam Houston State (12-3-11)
- 57 Wesley Skiffington, Stony Brook vs. Villanova (11-24-12)
- 56 Austin Cain, Coastal Carolina at North Dakota State (12-13-14)
- 55 Austin Cain, Coastal Carolina at North Dakota State (12-14-13)
- 52 Wesley Skiffington, Stony Brook vs. Albany (11-26-11)
- 52 Wesley Skiffington, Stony Brook at Montana State (12-1-12)
- 52 Trey Turner, Liberty at Villanova (12-6-14)

LONGEST PUNT RETURN

- 17 Niccolo Mastromatteo, Coastal Carolina vs. Western Illinois (11-27-10)
- 14 Dakota Kelly, Liberty at James Madison (11-29-14)
- 14 Darius Hammond, Charleston Southern at Wofford (11-26-16)
- 13 Zach Silverberg, Coastal Carolina at North Dakota State (12-13-14)
- 11 Jordan Gush, Stony Brook at Sam Houston State (12-3-11)

LONGEST KICKOFF RETURN

- 98t Devin Brown, Coastal Carolina at North Dakota State (12-13-14)
- 84 Darius Hammond, Charleston Southern at Jacksonville State (12-11-15)
- 72 Alpha Jalloh, Liberty at Villanova (12-6-14)
- 67 Darius Hammond, Charleston Southern at Jacksonville State (12-11-15)
- 55 Tre Henderson, Coastal Carolina at Old Dominion (12-1-12)

COACH	SCHOOL	YEARS (SEASONS)	BIG SOUTH	PCT	OVERALL	PCT	PLAYOFFS	PCT
David Bennett	Coastal Carolina	9 (2003-11)	27-16	.628	63-39	.618	0-2	.000
Danny Rocco	Liberty	6 (2006-11)	26-5	.839	47-20	.701	--	--
Chuck Priore	Stony Brook	5 (2008-12)	24-5	.828	36-23	.610	2-2	.500
Steve Patton	Gardner-Webb	9 (2002-10)	23-17	.575	54-45	.545	--	--
TURNER GILL	Liberty	5 (2012-present)	20-7	.741	35-24	.593	1-1	.500
Jay Mills	Charleston Southern	10 (2003-12)	18-31	.367	48-63	.432	--	--
Joe Moglia	Coastal Carolina	4 (2012-15)	17-5	.773	41-13	.759	4-4	.500
Jamey Chadwell	Charleston Southern	4 (2013-16)	16-5	.762	35-14	.714	1-2	.333
Harold Nichols	Presbyterian	8 (2009-16)	9-36 ^	.200	19-69 ^	.216	--	--
Sparky Woods	VMI	6 (2008-13)	8-26	.235	15-52	.224	--	--
Ken Karcher	Liberty	4 (2002-05)	7-8	.467	15-30	.333	--	--
CARROLL McCRAY	Gardner-Webb	4 (2013-present)	7-14	.333	20-26	.435	--	--
BRIAN BOHANNON	Kennesaw State	2 (2015-present)	5-6	.455	14-8	.636	--	--
Cal McCombs	VMI	3 (2003-05)	4-8	.333	9-25	.265	--	--
Ron Dickerson, Jr.	Gardner-Webb	2 (2011-12)	4-8	.333	7-15	.318	--	--
KEVIN CALLAHAN	Monmouth	3 (2014-present)	4-12	.250	15-18	.455	--	--
Al Seagraves	Elon	1 (2002)	2-1	.667	4-7	.364	--	--
David Dowd	Charleston Southern	1 (2002)	0-3	.000	4-8	.333	--	--
Jim Reid	VMI	2 (2006-07)	0-8	.000	3-19	.136	--	--

^ - Wins during the 2010 season were forfeited due to the use of a player that was declared ineligible following the season. The overall and coach totals have been adjusted.

Records listed are based on years as an official Conference opponent only

Active Big South coaches in BOLD CAPS

TOP 10 WINNINGEST COACHES (overall wins)	MOST BIG SOUTH TITLES (outright/shared)	MOST FCS PLAYOFF APPEARANCES
1. 63 David Bennett, Coastal Carolina	1. 4 David Bennett, Coastal Carolina	1. 4 Joe Moglia, Coastal Carolina
2. 54 Steve Patton, Gardner-Webb	4 Danny Rocco, Liberty	2. 2 David Bennett, Coastal Carolina
3. 48 Jay Mills, Charleston Southern	4 Chuck Priore, Stony Brook	2 Chuck Priore, Stony Brook
4. 47 Danny Rocco, Liberty	4 TURNER GILL, Liberty	2 Jamey Chadwell, Charleston Southern
5. 41 Joe Moglia, Coastal Carolina	5. 3 Joe Moglia, Coastal Carolina	5. 1 TURNER GILL, Liberty
6. 36 Chuck Priore, Stony Brook	6. 2 Steve Patton, Gardner-Webb	
7. 35 TURNER GILL, Liberty	2 Jamey Chadwell, Charleston Southern	
35 Jamey Chadwell, Charleston Southern	8. 1 Jay Mills, Charleston Southern	
9. 20 CARROLL McCRAY, Gardner-Webb		
10. 19 Harold Nichols, Presbyterian		

CHARLESTON SOUTHERN									
YEAR	Big South			Overall			COACH		
	W	L	PCT	W	L	PCT			
2002	0	3	.000	4	8	.333	David Dowd (4-8, 0-3)		
2003	0	4	.000	1	11	.083	Jay Mills		
2004	1	3	.250	5	5	.500	Jay Mills		
2005	3	1	.750	7	4	.636	Jay Mills		
2006	2	2	.500	9	2	.818	Jay Mills		
2007	1	3	.250	5	6	.455	Jay Mills		
2008	3	2	.600	7	5	.583	Jay Mills		
2009	4	2	.667	6	5	.545	Jay Mills		
2010	1	5	.167	3	8	.273	Jay Mills		
2011	0	6	.000	0	11	.000	Jay Mills		
2012	3	3	.500	5	6	.455	Jay Mills (48-63, 18-31)		
2013	3	2	.600	10	3	.769	Jamey Chadwell		
2014	3	2	.600	8	4	.667	Jamey Chadwell		
2015	6	0	1.000	10	3	.769	Jamey Chadwell		
2016	4	1	.800	7	4	.636	Jamey Chadwell (35-14, 16-5)		
TOTALS	34	39	.466	87	85	.506			

COASTAL CAROLINA									
YEAR	Big South			Overall			COACH		
	W	L	PCT	W	L	PCT			
2003	1	3	.250	6	5	.545	David Bennett		
2004	4	0	1.000	10	1	.909	David Bennett		
2005	3	1	.750	9	2	.818	David Bennett		
2006	4	0	1.000	9	3	.750	David Bennett		
2007	3	1	.750	5	6	.455	David Bennett		
2008	1	4	.200	6	6	.500	David Bennett		
2009	3	3	.500	5	6	.455	David Bennett		
2010	5	1	.833	6	6	.500	David Bennett		
2011	3	3	.500	7	4	.636	David Bennett (63-39, 27-16)		
2012	5	1	.833	8	5	.615	Joe Moglia		
2013	4	1	.800	12	3	.800	Joe Moglia		
2014	4	1	.800	12	2	.857	Joe Moglia		
2015	4	2	.667	9	3	.750	Joe Moglia (41-13, 17-5)		
TOTALS	44	21	.677	104	50	.675			

ELON									
YEAR	Big South			Overall			COACH		
	W	L	PCT	W	L	PCT			
2002	2	1	.667	4	7	.364	Al Seagraves		

GARDNER-WEBB

YEAR	Big South			Overall			COACH
	W	L	PCT	W	L	PCT	
2002	3	0	1.000	9	1	.900	Steve Patton
2003	4	0	1.000	8	4	.667	Steve Patton
2004	2	2	.500	5	6	.455	Steve Patton
2005	2	2	.500	5	6	.455	Steve Patton
2006	2	2	.500	6	5	.545	Steve Patton
2007	2	2	.500	5	6	.455	Steve Patton
2008	2	3	.400	5	6	.455	Steve Patton
2009	3	3	.500	6	5	.545	Steve Patton
2010 ^	3	3	.500	5	6	.455	Steve Patton (54-47, 23-17)
2011	2	4	.333	4	7	.364	Ron Dickerson Jr.
2012	2	4	.333	3	8	.273	Ron Dickerson Jr. (7-15, 4-8)
2013	2	3	.400	7	5	.583	Carroll McCray
2014	0	5	.000	4	8	.333	Carroll McCray
2015	2	4	.333	4	7	.364	Carroll McCray
2016	3	2	.600	5	6	.455	Carroll McCray (20-26, 7-14)
TOTALS	34	39	.466	81	86	.485	

^ - credited with Conference and overall win from a forfeit due to the use of an opposing player that was declared ineligible following the season. The overall and coach totals have been adjusted.

KENNESAW STATE

YEAR	Big South			Overall			COACH
	W	L	PCT	W	L	PCT	
2015	2	4	.333	6	5	.545	Brian Bohannon
2016	3	2	.600	8	3	.727	Brian Bohannon
TOTALS	5	6	.455	14	8	.636	

LIBERTY

YEAR	Big South			Overall			COACH
	W	L	PCT	W	L	PCT	
2003	1	3	.250	6	5	.545	David Bennett
2002	1	2	.333	2	9	.182	Ken Karcher
2003	3	1	.750	6	6	.500	Ken Karcher
2004	3	1	.750	6	5	.545	Ken Karcher
2005	0	4	.000	1	10	.091	Ken Karcher (15-30, 7-8)
2006	2	2	.500	6	5	.545	Danny Rocco
2007	4	0	1.000	8	3	.727	Danny Rocco
2008	5	0	1.000	10	2	.833	Danny Rocco
2009	5	1	.833	8	3	.727	Danny Rocco
2010	5	1	.833	8	3	.727	Danny Rocco
2011	5	1	.833	7	4	.636	Danny Rocco (47-20, 26-5)
2012	5	1	.833	6	5	.545	Turner Gill
2013	4	1	.800	8	4	.667	Turner Gill
2014	4	1	.800	9	5	.642	Turner Gill
2015	3	3	.500	6	5	.545	Turner Gill
2016	4	1	.800	6	5	.545	Turner Gill (35-24, 20-7)
TOTALS	53	20	.726	97	74	.567	

MONMOUTH

YEAR	Big South			Overall			COACH
	W	L	PCT	W	L	PCT	
2014	1	4	.200	6	5	.545	Kevin Callahan
2015	3	3	.500	5	6	.455	Kevin Callahan
2016	0	5	.000	4	7	.364	Kevin Callahan
TOTALS	4	12	.250	15	18	.455	

PRESBYTERIAN

YEAR	Big South			Overall			COACH
	W	L	PCT	W	L	PCT	
2007	--	--	--	6	5	.545	Bobby Bentley
2008	--	--	--	4	8	.333	Bobby Bentley (10-13)
2009	0	6	.000	0	11	.000	Harold Nichols
2010 ^	0	6	.000	0	11	.000	Harold Nichols
2011	3	3	.500	4	7	.364	Harold Nichols
2012	0	6	.000	2	9	.182	Harold Nichols
2013	1	4	.200	3	8	.273	Harold Nichols
2014	3	2	.600	6	5	.545	Harold Nichols
2015	1	5	.167	2	9	.182	Harold Nichols
2016	1	4	.200	2	9	.182	Harold Nichols (19-69, 9-36)
TOTALS	9	36	.200	29	82	.261	

^ - Wins during the 2010 season were forfeited due to the use of a player that was declared ineligible following the season. The overall and coach totals have been adjusted.

STONY BROOK

YEAR	Big South			Overall			COACH
	W	L	PCT	W	L	PCT	
2008	3	2	.600	5	6	.455	Chuck Priore
2009	5	1	.833	6	5	.545	Chuck Priore
2010	5	1	.833	6	5	.545	Chuck Priore
2011	6	0	1.000	9	4	.692	Chuck Priore
2012	5	1	.833	10	3	.769	Chuck Priore
TOTALS	24	5	.828	36	23	.610	

VMI

YEAR	Big South			Overall			COACH
	W	L	PCT	W	L	PCT	
2003	2	2	.500	6	6	.500	Cal McCombs
2004	0	4	.000	0	11	.000	Cal McCombs
2005	2	2	.500	3	8	.273	Cal McCombs (9-25, 4-8)
2006	0	4	.000	1	10	.091	Jim Reid
2007	0	4	.000	2	9	.182	Jim Reid (3-19, 0-8)
2008	1	4	.200	4	7	.364	Sparky Woods
2009	1	5	.167	2	9	.182	Sparky Woods
2010	2	4	.333	3	8	.273	Sparky Woods
2011	2	4	.333	2	9	.182	Sparky Woods
2012	1	5	.167	2	9	.182	Sparky Woods
2013	1	4	.200	2	10	.167	Sparky Woods (15-52, 8-26)
TOTALS	12	42	.222	27	96	.220	

MOST WINS

12	Coastal Carolina	2013
12	Coastal Carolina	2014
10	Coastal Carolina	2004
10	Liberty	2008
10	Stony Brook	2012
10	Charleston Southern	2013
10	Charleston Southern	2015
9	several tied with	

MOST CONFERENCE WINS

6	Stony Brook	2011
6	Charleston Southern	2015
5	Liberty	2008
5	Liberty	2009
5	Stony Brook	2009
5	Stony Brook	2010
5	Liberty	2010
5	Coastal Carolina	2010
5	Liberty	2011
5	Stony Brook	2012
5	Liberty	2012
5	Coastal Carolina	2012

BEST UNDEFEATED STARTS TO SEASON

11-0	Coastal Carolina	2014
9-0	Charleston Southern	2006
9-0	Coastal Carolina	2013
7-0	Charleston Southern	2013
7-0	Coastal Carolina	2015
6-0	Liberty	2008
5-0	Charleston Southern	2014
3-0	Kennesaw State	2015

UNDEFEATED CONFERENCE SEASONS

6-0	Stony Brook	2011
6-0	Charleston Southern	2015
5-0	Liberty	2008
4-0	Gardner-Webb	2003
4-0	Coastal Carolina	2004
4-0	Coastal Carolina	2006
4-0	Liberty	2007
3-0	Gardner-Webb	2002

LONGEST WIN STREAK, OVERALL

14	Charleston Southern	Oct. 15, 2005 – Nov. 4, 2006
11	Liberty	Oct. 20, 2007 – Oct. 11, 2008
11	Coastal Carolina	Aug. 30, 2014 – Nov. 15, 2014
10	Coastal Carolina	Sept. 25, 2004 – Sept. 10, 2005
9	Gardner-Webb	Sept. 14, 2002 – August 30, 2003
9	Stony Brook	Sept. 24, 2011 – Nov. 26, 2011
9	Coastal Carolina	Aug. 31, 2013 – Nov. 2, 2013

LONGEST WIN STREAK, REGULAR SEASON GAMES ONLY

14	Charleston Southern	Oct. 15, 2005 – Nov. 4, 2006
14	Coastal Carolina	Oct. 20, 2012 – Nov. 2, 2013
11	Liberty	Oct. 20, 2007 – Oct. 11, 2008
11	Coastal Carolina	Aug. 30, 2014 – Nov. 15, 2014
10	Coastal Carolina	Sept. 25, 2004 – Sept. 10, 2005
10	Stony Brook	Sept. 24, 2011 – Sept. 8, 2012

LONGEST WIN STREAK, SINGLE SEASON

11	Coastal Carolina	2014
9	Charleston Southern	2006
9	Stony Brook	2011
9	Coastal Carolina	2013
8	Coastal Carolina	2004
8	Coastal Carolina	2006
8	Charleston Southern	2015

LONGEST CONFERENCE GAME WIN STREAK

16	Liberty	Nov. 11, 2006 – Nov. 14, 2009
11	Stony Brook	Oct. 8, 2011 – Nov. 3, 2012
11	Charleston Southern	Nov. 1, 2014 – Oct. 22, 2016
8	Coastal Carolina	Nov. 22, 2003 – Oct. 29, 2005
8	Coastal Carolina	Oct. 20, 2012 – Oct. 26, 2013
7	Gardner-Webb	Oct. 5, 2002 – Nov. 8, 2003
7	Liberty	Oct. 26, 2013 – Nov. 8, 2014

LONGEST HOME WIN STREAK

13	Stony Brook	Sept. 24, 2011 – Nov. 24, 2012
13	Coastal Carolina	Oct. 27, 2012 – Nov. 15, 2014
12	Coastal Carolina	Sept. 11, 2004 – Nov. 12, 2005
12	Charleston Southern	Oct. 15, 2005 – Oct. 6, 2007
11	Gardner-Webb	August 31, 2002 – Nov. 15, 2003
11	Liberty	Nov. 4, 2006 – Oct. 11, 2008
10	Liberty	Oct. 3, 2009 – Sept. 17, 2011
10	Charleston Southern	Nov. 8, 2014 – Oct. 29, 2016

LONGEST CONFERENCE HOME WIN STREAK

18	Liberty	Nov. 11, 2006 – Nov. 10, 2012
13	Stony Brook	Nov. 15, 2008 – Nov. 3, 2012
8	Coastal Carolina	Oct. 23, 2004 – Nov. 10, 2007
7	Coastal Carolina	Oct. 27, 2012 – Nov. 15, 2014
5	Liberty	Oct. 19, 2002 – Oct. 30, 2004
5	Charleston Southern	Nov. 8, 2014 – Oct. 22, 2016
5	Liberty	Oct. 24, 2015 – Oct. 29, 2016
4	Gardner-Webb	Oct. 12, 2002 – Oct. 23, 2004
4	Charleston Southern	Nov. 12, 2005 – Nov. 4, 2006

LONGEST ROAD WIN STREAK

7	Coastal Carolina	Aug. 30, 2014 – Nov. 8, 2014
5	Liberty	Oct. 20, 2007 – Oct. 4, 2008
5	Charleston Southern	Aug. 31, 2013 – Oct. 12, 2013
4	Gardner-Webb	Sept. 21, 2002 – Nov. 9, 2002
4	Charleston Southern	Nov. 5, 2005 – Oct. 7, 2006
4	Coastal Carolina	Oct. 20, 2012 – Nov. 24, 2012
4	Coastal Carolina	Aug. 31, 2013 – Oct. 19, 2013
4	Liberty	Oct. 11, 2014 – Nov. 29, 2014
4	Charleston Southern	Sept. 26, 2015 – Nov. 7, 2015
4	Kennesaw State	Sept. 24, 2016 – Oct. 29, 2016

LONGEST CONFERENCE ROAD WIN STREAK

7	Liberty	Nov. 18, 2006 – Nov. 14, 2009
7	CHARLESTON SOUTHERN	Nov. 1, 2014 – present
5	Stony Brook	Oct. 22, 2011 – Oct. 27, 2012
5	Liberty	Nov. 17, 2012 – Nov. 22, 2014
4	Gardner-Webb	Oct. 5, 2002 – Oct. 18, 2003
4	Coastal Carolina	Nov. 22, 2003 – Oct. 22, 2005
4	Coastal Carolina	Oct. 20, 2012 – Oct. 19, 2013

LONGEST WIN STREAK AGAINST ONE BIG SOUTH OPPONENT (LEAGUE GAMES ONLY)

8	Gardner-Webb	VMI (2003 – 2010)
8	Liberty	VMI (2006 – 2013)
8	Liberty	Charleston Southern (2006 – 2013)
8	Liberty	Gardner-Webb (2007 – 2014)
7	Coastal Carolina	Gardner-Webb (2004 – 2010)
7	Coastal Carolina	Presbyterian (2009 – 2015)
5	Coastal Carolina	VMI (2009 – 2013)
4	Coastal Carolina	VMI (2004 – 2007)
4	Charleston Southern	VMI (2006 – 2009)

TOP 20 SINGLE-SEASON HOME ATTENDANCE (TOTAL)

105,215	Liberty	2013	(7 games)
102,098	Liberty	2014	(6 games)
98,515	Liberty	2011	(6 games)
98,259	Liberty	2016	(6 games)
97,910	Liberty	2012	(6 games)
94,950	Liberty	2015	(5 games)
92,026	Liberty	2008	(7 games)
89,587	Liberty	2009	(6 games)
85,140	Liberty	2007	(6 games)
73,149	Liberty	2010	(5 games)
66,765	Liberty	2006	(6 games)
61,729	Coastal Carolina	2015	(7 games)
52,920	Kennesaw State	2015	(6 games)
52,278	Coastal Carolina	2013	(7 games)
50,784	Liberty	2004	(6 games)
48,805	Coastal Carolina	2006	(6 games)
46,775	Coastal Carolina	2014	(6 games)
46,569	Coastal Carolina	2010	(6 games)
46,608	Kennesaw State	2016	(6 games)
45,096	Coastal Carolina	2007	(6 games)

TOP 10 AVERAGE HOME ATTENDANCE

18,990	Liberty	2015	(5 games)
17,016	Liberty	2014	(6 games)
16,419	Liberty	2011	(6 games)
16,377	Liberty	2016	(6 games)
16,318	Liberty	2012	(6 games)
15,031	Liberty	2013	(7 games)
14,931	Liberty	2009	(6 games)
14,630	Liberty	2010	(5 games)
14,190	Liberty	2007	(6 games)
13,147	Liberty	2008	(7 games)

COMBINED TOTAL HOME ATTENDANCE

291,162	2015	(7 teams)	40 home dates
271,054	2012	(7 teams)	40 home dates
269,220	2011	(7 teams)	38 home dates
262,929	2013	(6 teams)	37 home dates
260,998	2008	(7 teams)	41 home dates
232,835	2014	(6 teams)	34 home dates
229,497	2010	(7 teams)	36 home dates
227,263	2009	(7 teams)	35 home dates
209,668	2007	(5 teams)	28 home dates
206,905	2016	(6 teams)	30 home dates
191,476	2006	(5 teams)	28 home dates
157,465	2004	(5 teams)	28 home dates
141,981	2005	(5 teams)	31 home dates
140,593	2003	(5 teams)	29 home dates
101,185	2002	(4 teams)	23 home dates

COMBINED AVERAGE HOME ATTENDANCE

7,488	2007	(5 teams)	28 home dates
7,279	2015	(7 teams)	40 home dates
7,106	2013	(6 teams)	37 home dates
7,085	2011	(7 teams)	38 home dates
6,897	2016	(6 teams)	30 home dates
6,848	2014	(6 teams)	34 home dates
6,838	2006	(5 teams)	28 home dates
6,776	2012	(7 teams)	40 home dates
6,493	2009	(7 teams)	35 home dates
6,375	2010	(7 teams)	36 home dates
6,366	2008	(7 teams)	41 home dates
5,624	2004	(5 teams)	28 home dates
4,848	2003	(5 teams)	29 home dates
4,580	2005	(5 teams)	31 home dates
4,399	2002	(4 teams)	23 home dates

TOP 10 LARGEST HOME CROWDS, BIG SOUTH GAME (home team listed first)

21,712	Liberty vs. Charleston Southern, 11-12-16
20,393	Liberty vs. Kennesaw State, 10-24-15
20,217	Liberty vs. Gardner-Webb, 10-25-14
19,111	Liberty vs. Coastal Carolina, 10-15-11
18,955	Liberty vs. Coastal Carolina, 11-19-15
18,911	Liberty vs. Coastal Carolina, 10-19-13
18,587	Liberty vs. Charleston Southern, 10-9-10
18,334	Liberty vs. VMI, 11-2-13
18,239	Liberty vs. Gardner-Webb, 10-6-12
17,266	Liberty vs. VMI, 11-5-11

TOP 25 HOME CROWDS OVER 10,000 (home team listed first; Big South years only)

22,551	Liberty vs. Montana, 9-19-15
21,712	Liberty vs. Charleston Southern, 11-12-16
20,838	Liberty vs. Richmond, 10-4-14
20,393	Liberty vs. Kennesaw State, 10-24-15
20,217	Liberty vs. Gardner-Webb, 10-25-14
19,314	Liberty vs. Savannah State, 10-2-10
19,111	Liberty vs. Coastal Carolina, 10-15-11
18,955	Liberty vs. Coastal Carolina, 11-19-15
18,911	Liberty vs. Coastal Carolina, 10-19-13
18,878	Liberty vs. James Madison, 9-17-11
18,803	Liberty vs. Delaware State, 9-5-15
18,643	Liberty vs. Concord, 10-20-12
18,587	Liberty vs. Charleston Southern, 10-9-10
18,467	Liberty vs. Monmouth, 9-7-13
18,334	Liberty vs. VMI, 11-2-13
18,239	Liberty vs. Gardner-Webb, 10-6-12
17,266	Liberty vs. VMI, 11-5-11
17,139	Liberty vs. Lehigh, 9-22-12
16,873	Liberty vs. Bryant, 9-20-14
16,687	Liberty vs. Monmouth, 10-22-16
16,625	Liberty vs. Jacksonville, 9-10-16
16,608	Liberty vs. Gardner-Webb, 10-29-16
16,441	Liberty vs. Gardner-Webb, 11-6-10
16,112	Liberty vs. North Carolina Central, 9-12-09
16,053	Liberty vs. Monmouth, 11-8-14

LARGEST HOME CROWD, BY SCHOOL (Big South years only, current members)

Charleston Southern

8,451	vs. The Citadel, 12-5-15
-------	--------------------------

Gardner-Webb

8,490	vs. Appalachian State, 9-23-06
-------	--------------------------------

Kennesaw State

9,506	vs. Edward Waters, 9-12-15
-------	----------------------------

Liberty

22,551	vs. Montana, 9-19-15
--------	----------------------

Monmouth

4,591	vs. Coastal Carolina, 10-24-15
-------	--------------------------------

Presbyterian College

6,241	vs. Coastal Carolina, 11-15-08
-------	--------------------------------

2002

The Sports Network

	PS	S2	S9	S16	S23	S30	O7	O14	O21	O28	N4	N11	N18	N25	FINAL
Gardner-Webb	--	--	--	--	--	--	--	--	--	--	25	22	19	18	22

Coaches Poll (USA Today/ESPN)

	PS	S2	S9	S16	S23	S30	O7	O14	O21	O28	N4	N11	N18	N25	FINAL
Gardner-Webb															24

2003

Coaches Poll (USA Today/ESPN)

	PS	S8	S15	S22	S29	O6	O13	O29	O27	N3	N10	N17	N24	FINAL
Gardner-Webb	25	--	--	--	--	--	--	--	--	--	--	--	--	--

2004

The Sports Network

	PS	S6	S13	S20	S27	O4	O11	O18	O25	N1	N8	N15	N22	FINAL
Gardner-Webb	RV	RV	RV	RV	--	--	--	--	--	--	--	--	--	--
VMI	RV	--	--	--	--	--	--	--	--	--	--	--	--	--
Liberty	--	--	--	--	--	RV	--	--	--	--	--	--	--	--
Coastal Carolina	--	--	--	--	--	--	--	--	RV	RV	24	21	22	24

Coaches Poll (USA Today/ESPN)

	PS	S6	S13	S20	S27	O4	O11	O18	O25	N1	N8	N15	N22	FINAL
Gardner-Webb	RV	--	RV	--	RV	--	--	--	--	--	--	--	--	--
Liberty	--	--	--	--	--	RV	--	--	--	--	--	--	--	--
Coastal Carolina	--	--	--	--	--	--	--	--	RV	RV	RV	23	25	24

2005

The Sports Network

	PS	S5	S12	S19	S26	O3	O10	O17	O24	O31	N7	N14	N21	FINAL
Coastal Carolina	RV	RV	17	RV	RV	19	15	14	13	9	9	9	20	24
Gardner-Webb	RV	--	RV	RV	--	--	--	--	--	--	--	--	--	--

Coaches Poll (USA Today/ESPN)

	PS	S5	S12	S19	S26	O3	O10	O17	O24	O31	N7	N14	N21	FINAL
Coastal Carolina	RV	--	15	RV	RV	19	16	15	13	8	9	8	20	23
Gardner-Webb	--	--	RV	RV	--	--	--	--	--	--	--	--	--	--

2006

The Sports Network

	PS	S4	S11	S18	S25	O2	O9	O16	O23	O30	N6	N13	N20	FINAL
Coastal Carolina	25	RV	RV	--	--	--	RV	24	22	17	16	13	13	14
Liberty	--	RV	RV	--	--	--	--	--	--	--	--	--	--	--
Charleston Southern	--	--	--	--	RV	RV	RV	RV	RV	RV	24	RV	RV	RV
Gardner-Webb	--	--	--	--	--	--	--	--	RV	RV	RV	--	--	--

Coaches Poll (CSN)

	PS	S4	S11	S18	S25	O2	O9	O16	O23	O30	N6	N13	N20	FINAL
Coastal Carolina	--	--	RV	RV	RV	RV	24	24	23	17	14	12	13	9
Charleston Southern	--	--	--	--	--	RV	RV	RV	RV	25	25	RV	--	RV

2007***The Sports Network***

	PS	S3	S10	S17	S24	O1	O8	O15	O22	O29	N5	N12	N19	FINAL
Coastal Carolina	23	RV	--	RV	--	--	--	--	--	--	--	--	--	--
Liberty	RV	RV	RV	RV	--	--	--	--	--	RV	RV	RV	RV	RV
Gardner-Webb	--	RV	--	RV	RV	RV	--	--	--	--	RV	--	--	--

Coaches Poll

	PS	S3	S10	S17	S24	O1	O8	O15	O22	O29	N5	N12	N19	FINAL
Coastal Carolina	20	RV	RV	--	--	--	--	--	--	--	--	--	--	--
Liberty	RV	RV	RV	--	--	--	--	--	--	--	RV	RV	RV	RV
Charleston Southern	RV	--	--	--	--	--	--	--	--	--	--	--	--	--

2008***The Sports Network***

	PS	S1	S8	S15	S22	S29	O6	O13	O20	O27	N3	N10	N17	N24	FINAL
Liberty	RV	RV	25	23	25	20	15	14	20	17	25	24	22	14	14
Coastal Carolina	RV	RV	RV	--	--	RV	--	--	--	--	--	--	--	--	--
Stony Brook	--	RV	RV	--	--	--	--	--	--	--	--	--	--	--	--

Coaches Poll

	PS	S1	S8	S15	S22	S29	O6	O13	O20	O27	N3	N10	N17	N24	FINAL
Liberty	RV	RV	RV	25	RV	21	16	15	21	17	25	22	20	15	15
Coastal Carolina	RV	--	RV	--	--	--	--	--	--	--	--	--	--	--	--
Stony Brook	--	RV	--	--	--	--	--	--	--	--	--	--	--	--	--

2009***The Sports Network***

	PS	S7	S14	S21	S28	O5	O12	O19	O26	N2	N9	N16	N23	FINAL
Liberty	RV	RV	RV	25	RV	RV	RV	23	23	16	16	16	22	22
Gardner-Webb	RV	RV	RV	RV	RV	RV	RV	RV	RV	RV	--	--	--	--
Coastal Carolina	RV	RV	--	--	--	--	--	--	--	--	--	--	--	--
Stony Brook	RV	RV	--	--	--	--	--	--	--	RV	RV	--	RV	RV
Charleston Southern	RV	--	--	--	--	--	RV	--	--	--	--	RV	--	--
Presbyterian	RV	--	--	--	--	--	--	--	--	--	--	--	--	--
VMI	--	RV	--	--	RV	--	--	--	--	--	--	--	--	--

Coaches Poll

	PS	S7	S14	S21	S28	O5	O12	O19	O26	N2	N9	N16	N23	FINAL
Liberty	RV	24	24	24	RV	RV	RV	RV	24	17	16	17	22	21
Gardner-Webb	--	--	RV	--	RV	RV	--	--	RV	--	--	--	--	--

2010***The Sports Network***

	PS	S6	S13	S20	S27	O4	O11	O18	O25	N1	N8	N15	N22	FINAL
Liberty	21	19	15	22	25	24	19	17	16	14	12	21	17	21
Gardner-Webb	RV	--	RV	RV	RV	RV	--	--	--	--	--	--	--	--
Coastal Carolina	RV	--	--	--	--	--	--	--	--	--	--	RV	RV	RV
Stony Brook	RV	RV	--	--	--	--	--	--	--	--	--	RV	--	RV
VMI	RV	--	--	--	--	RV	--	--	--	--	--	--	--	--

Coaches Poll

	PS	S6	S13	S20	S27	O4	O11	O18	O25	N1	N8	N15	N22	FINAL
Liberty	20	18	14	21	RV	RV	21	14	12	12	11	18	15	19
Gardner-Webb	RV	RV	RV	RV	--	--	--	--	--	--	--	--	--	--
Stony Brook	RV	--	--	--	--	--	--	--	--	--	--	--	--	--
Coastal Carolina	--	--	--	--	--	--	--	--	--	--	--	--	--	RV

2011

The Sports Network

	PS	S5	S12	S19	S26	O3	O10	O17	O24	O31	N7	N14	N21	FINAL
Liberty	22	24	22	RV	RV	RV	RV	RV	23	22	16	16	24	25
Stony Brook	RV	RV	RV	RV	RV	RV	RV	RV	RV	RV	RV	RV	22	18
Coastal Carolina	RV	RV	RV	--	RV	RV	RV	RV	--	--	--	--	--	--

Coaches Poll

	PS	S5	S12	S19	S26	O3	O10	O17	O24	O31	N7	N14	N21	FINAL
Liberty	18	21	20	23	RV	RV	RV	RV	24	22	15	16	23	25
Stony Brook	RV	RV	--	--	--	--	--	--	--	--	--	RV	24	16
Coastal Carolina	RV	RV	RV	RV	RV	24	20	RV	--	--	--	--	--	--

2012

The Sports Network

	PS	S3	S10	S17	S24	O1	O8	O15	O22	O29	N5	N12	N19	FINAL
Stony Brook	17	17	17	20	18	13	11	10	10	9	6	12	10	11
Liberty	RV	RV	RV	--	--	--	--	--	--	--	--	RV	RV	--
Coastal Carolina	--	--	RV	--	--	--	--	--	--	--	--	RV	RV	24

Coaches Poll

	PS	S3	S10	S17	S24	O1	O8	O15	O22	O29	N5	N12	N19	FINAL
Stony Brook	17	17	16	20	18	13	11	10	9	9	8	13	11	12
Liberty	RV	RV	--	--	--	--	--	--	--	--	--	--	--	--
Coastal Carolina	--	--	--	--	--	--	--	--	--	--	--	--	--	24

2013

The Sports Network

	PS	S2	S9	S16	S23	S30	O7	O14	O21	O28	N4	N11	N18	N25	FINAL
Coastal Carolina	25	24	21	15	12	9	8	6	6	6	5	11	11	11	7
Liberty	RV	RV	RV	RV	RV	RV	--	--	--	--	--	RV	RV	RV	RV
Gardner-Webb	--	RV	RV	RV	25	25	RV	RV	RV	--	--	--	RV	RV	RV
Charleston Southern	--	RV	--	--	RV	RV	RV	RV	RV	24	18	13	18	23	24

Coaches Poll

	PS	S2	S9	S16	S23	S30	O7	O14	O21	O28	N4	N11	N18	N25	FINAL
Coastal Carolina	21	22	21	15	11	6	6	4	3	3	3	9	7	11	7
Liberty	RV	--	--	--	--	--	--	--	--	--	--	--	--	RV	RV
Gardner-Webb	RV	--	--	RV	RV	24	RV	--	--	--	--	--	--	--	--
Charleston Southern	--	RV	--	--	--	RV	25	24	24	18	16	12	16	20	22

2014

The Sports Network

	PS	S1	S8	S15	S22	S29	O6	O13	O20	O27	N3	N10	N17	N24	FINAL
Coastal Carolina	7	5	5	5	3	3	3	4	4	3	3	2	2	6	5
Liberty	RV	RV	RV	24	22	RV	RV	RV	RV	RV	RV	RV	RV	20	17
Charleston Southern	RV	RV	RV	RV	RV	RV	24	23	RV	RV	RV	--	RV	RV	RV
Gardner-Webb	RV	RV	RV	RV	RV	--	--	--	--	--	--	--	--	--	--
Presbyterian	--	--	--	RV	RV	RV	RV	RV	RV	RV	--	--	--	--	--

Coaches Poll

	PS	S1	S8	S15	S22	S29	O6	O13	O20	O27	N3	N10	N17	N24	FINAL
Coastal Carolina	6	4	5	5	3	3	3	3	3	2	2	1	1	6	5
Liberty	RV	RV	RV	RV	23	RV	--	RV	RV	RV	RV	RV	RV	23	17
Charleston Southern	RV	RV	RV	RV	25	24	23	22	RV	RV	--	RV	RV	RV	RV
Presbyterian	--	--	--	--	--	--	RV	--	RV	RV	--	--	RV	--	--

2015**STATS LLC**

	PS	S7	S14	S21	S28	O5	O12	O19	O26	N2	N9	N16	N23	FINAL
Coastal Carolina	5	3	2	2	2	2	3	2	2	8	4	4	10	16
Liberty	15	15	15	10	18	15	22	RV	RV	RV	--	--	RV	RV
Charleston Southern	RV	RV	RV	RV	RV	RV	RV	RV	24	15	11	9	9	6
Kennesaw State	--	--	--	--	--	--	--	RV	RV	RV	--	--	--	--
Monmouth	--	--	--	--	--	--	--	RV	--	--	--	--	--	--

Coaches Poll

	PS	S7	S14	S21	S28	O5	O12	O19	O26	N2	N9	N16	N23	FINAL
Coastal Carolina	5	1	1	1	1	1	1	1	1	8	4	4	9	17
Liberty	14	13	14	10	18	15	22	RV	RV	--	--	--	--	RV
Charleston Southern	RV	RV	RV	RV	RV	RV	23	20	24	13	8	8	7	7

2016**STATS LLC**

	PS	S5	S12	S19	S26	O3	O10	O17	O24	O31	N7	N14	N21	FINAL
Charleston Southern	7	7	12	12	10	8	9	9	9	8	14	14	10	15
Liberty	RV	RV	RV	RV	--	--	--	--	RV	RV	25	RV	RV	--
Kennesaw State	RV	--	--	--	RV	RV	RV	--	RV	RV	RV	RV	RV	RV
Monmouth	--	RV	RV	--	--	RV	RV	RV	--	--	--	--	--	--

Coaches Poll

	PS	S5	S12	S19	S26	O3	O10	O17	O24	O31	N7	N14	N21	FINAL
Charleston Southern	6	7	12	11	8	8	8	9	9	9	14	13	10	14
Liberty	RV	RV	RV	RV	--	RV	RV	RV	RV	RV	24	RV	--	--
Monmouth	RV	RV	RV	RV	--	RV	RV	--	--	--	--	--	--	--
Kennesaw State	--	--	--	--	--	--	RV	--	--	RV	RV	22	RV	RV
Gardner-Webb	--	--	--	--	--	--	--	--	--	--	RV	RV	--	--



WORLD'S BEST SELLING FOOTBALL.

From high school to college, the GST is the ball of choice for players at all levels. Accurate Control Lacing (ACL™) and deeper pebble leather provide a great snap, a strong throw, and a sure catch. More Grip. More Tech. More Win. **Get more at wilson.com**

THE OFFICIAL BALL OF THE BIG SOUTH CONFERENCE.



Wilson®

MORE WIN.™