



BIG SOUTH
CONFERENCE



KENNESAW ST.



LIBERTY



GARDNER-WEBB



MONMOUTH



CHARLESTON SO.



PRESBYTERIAN

B I G S O U T H
FOOTBALL

2 0 1 6



**SHARE THE
EXPERIENCE™**



**SAVE THE DATE &
ENTER TO WIN**

*Enter to win a pair of tickets at
NCAA.com/WinFCS*

January 7, 2017

*Hosted by Southland Conference,
City of Frisco and Hunt Sports Group*

NCAA and Share The Experience are trademarks of the National Collegiate Athletic Association.



BIG SOUTH CONFERENCE

7233 Pineville-Matthews Road, Suite 100

Charlotte, NC 28226

Phone: (704) 341-7990

Fax: (704) 341-7991

www.BigSouthSports.com

Founded.....	1983
President.....	Dr. Frank Bonner, Gardner-Webb University
Vice President.....	Mary K. Grant, UNC Asheville
Commissioner.....	Kyle B. Kallander
Deputy Commissioner.....	Jeff Jackson
Associate Commissioner.....	James F. Companion, Jr.
Assistant Commissioner - Compliance.....	Sherika Montgomery
Assistant Commissioner - Marketing.....	Chad Cook
Assistant Commissioner - Public Relations.....	Mark Simpson
Director of Multimedia Development.....	Mark Bryant
Director of Championships.....	Matt VanSandt
Director of Administration.....	Stephanie Roe
Assistant Director of Public Relations.....	Brandon McGinnis
Assistant Director of Marketing.....	Fletcher Jones
Assistant Director of Multimedia.....	Emily Dassel
Coordinator of Football Officials.....	Dennis Hennigan

Member Institutions (10): Campbell University, Charleston Southern University, Gardner-Webb University, High Point University, Liberty University, Longwood University, Presbyterian College, Radford University, UNC Asheville, Winthrop University.

Associate Members: Monmouth University (football), Kennesaw State (football)

Geographical Breakdown (3 states): North Carolina (4) - Campbell University, Gardner-Webb University, High Point University, UNC Asheville; South Carolina (3) - Charleston Southern University, Presbyterian College, Winthrop University; Virginia (3) - Liberty University, Longwood University, Radford University.

CREDITS

The 2016 Big South Conference Football Media Guide was produced by the Big South Conference Public Relations Department. Copyright 2016, The Big South Conference. All Rights Reserved. Layout, Design, Writer and Editor: Mark Simpson. Cover Design: Brandon McGinnis. Assistance was provided by Mark Bryant and Matt VanSandt. A special thanks to the Big South Conference Football Sports Information Directors and Assistant SIDs for providing material critical to this publication. Photos courtesy of Big South member institutions, Sideline Sports, Rick Yeatts, Arizona Cardinals, Carolina Panthers, Houston Texans, Jacksonville Jaguars/Rick Wilson, Philadelphia Eagles, Pittsburgh Steelers/Karl Roser, San Francisco 49ers and St. Louis Rams/Scott Rovak. Information in this guide is accurate as of August 15, 2016.

TABLE OF CONTENTS

GENERAL INFORMATION

Big South Conference Directory.....	1
Media Information.....	2-3
Big South History and Overview.....	4-5
Big South Football History.....	6-10
Big South Commissioner Kyle B. Kallander.....	11
Big South Conference Hall of Fame.....	12

2016 FOOTBALL PREVIEW

FCS Playoff Bracket.....	14
Preseason All-Conference Team, Preseason Poll.....	15
Notes and Information.....	16-17
2016 Composite Schedule.....	19

TEAM INFORMATION

Charleston Southern University.....	20-23
Gardner-Webb University.....	24-27
Kennesaw State University.....	28-31
Liberty University.....	32-35
Monmouth University.....	36-39
Presbyterian College.....	40-43

2015 YEAR-IN-REVIEW

Standings/Results.....	44
Players of the Week, All-Conference, Weekly Polls.....	45
National & Regional Honors.....	46
Final Team Statistics -- Big South, NCAA.....	47-48
Final Individual Statistics -- Big South, NCAA.....	49-50

FOOTBALL HISTORY & RECORDS

Year-by-Year Standings & Results.....	51-64
FCS Opponent History, vs. 2016 Opponents.....	65-66
Big South FCS Playoff History.....	67-73
Annual Award Winners.....	74
All-Academic Teams, All-Decade Team.....	75
All-Time All-Conference Honors.....	76-80
All-Time Players of the Week.....	81-85
All-Time National & Regional Honors.....	86-92
Big South Players in the NFL.....	93-95
All-Time Preseason Polls, Preseason All-Conference History.....	96-97
Annual Statistical Leaders; NCAA Stat Champions.....	98-103
Rushing Records.....	104-107
Passing Records.....	108-112
Total Offense Records.....	113-114
Receiving Records.....	115-117
Defensive Records.....	118-123
Scoring Records.....	124-127
Placekicking/Punting Records.....	128-132
Kick Return Records.....	123-136
All-Purpose Records.....	137
Miscellaneous Records.....	138-139
Big South FCS Playoff Game Records.....	140-143
Coaching History, Team-by-Team Annual Won-Loss Records.....	144
All-Time Win Records.....	145
All-Time Attendance Records.....	146
All-Time Week-by-Week National Top 25 Rankings.....	147-150





The 2016 Big South Conference Football Media Guide has been prepared to assist media members in their coverage of Big South Football. We trust most of your questions will be answered in the pages of this guide. However, should you need additional information or assistance, please feel free to contact **MARK SIMPSON** at 704-341-7990 (office), 704-574-0023 (cell), at marks@bigsouth.org or @BigSouthSID. We appreciate your interest and coverage in Big South Conference Football, and look forward to working with you throughout the season.

WEEKLY REPORTS • The Big South Conference public relations office produces a weekly football report featuring updated standings, scores and notes from around the league every Monday. The report is available after 5:00pm ET each week and sent to the media via email distribution, as well as online in PDF format at BigSouthSports.com on the football page. The Big South also issues a weekly "preview" release on Thursdays, detailing information on that week's upcoming games.

WEEKLY AWARDS • Each Monday during the season, the Big South selects an Offensive, Defensive and Special Teams Player of the Week, as well as a Freshman of the Week. The weekly awards are announced no later than 2:00pm on Mondays, in addition to being available with the full weekly report.

STATISTICS • Team and individual statistics for all games will be updated each Sunday morning during the season and are available to the media online at BigSouthSports.com.

WEEKLY TELECONFERENCE • The Big South Conference office conducts a weekly media teleconference involving each head coach Tuesday mornings during the season, beginning at 10:30am ET. Each coach will speak for 10 minutes in the following order: **Carroll McCray** (GWU), **Harold Nichols** (PC), **Brian Bohannon** (KSU), **Kevin Callahan** (MU), **Jamey Chadwell** (CSU) and **Turner Gill** (LU). The first call will be held Tuesday, Aug. 30 -- entering Week One -- through Tuesday, Nov. 15. Teleconferences involving coaches of the Big South's postseason representatives will begin Tuesday, Nov. 22. Each call will be recorded and available for playback on the Conference's website, BigSouthSports.com. To inquire about participation, contact Mark Simpson at 704-341-7990 or marks@bigsouth.org.

MULTIMEDIA • Through a new partnership with SIDEARM, the Big South Conference maintains a progressive website, which contains all the latest information and statistics about the league's members and its 19 Division I sports. The website can be accessed at www.BigSouthSports.com on any device -- all major platforms are supported. In addition, the Conference can be followed on social media (see page 3 for more details on the league's social platforms).

ELECTRONIC MAIL • The Big South Conference maintains an email database for its media members. If you would like to receive the weekly reports and other information via email, please send your name, email address and your media outlet to marks@bigsouth.org. Statistics will also be available via email upon request.

CHAMPIONSHIP INFORMATION • The Big South Conference will declare the team with the best Conference win-loss record its 2016 champion. In the event of a tie, co-Champions will be declared. The Big South champion receives an automatic bid to the FCS playoffs, and if necessary, the league will utilize its tie-breaking procedure to determine the recipient of its automatic bid qualifier. For more information on the tiebreaker procedure, contact Mark Simpson at 704-341-7990 or marks@bigsouth.org.

ANNUAL AWARDS • At the conclusion of the regular season, select media members will be invited to vote for the football All-Conference first and second teams, Offensive Player of the Year, Defensive Player of the Year, Freshman of the Year and Coach of the Year. Also selected at the end of the season will be the All-Academic team and Scholar-Athlete of the Year, which is voted on by the Big South Sports Information Directors.

SCHOOL-BY-SCHOOL MEDIA INFORMATION • Each school has its own policies and procedures regarding the media. Please contact the Conference office or the institution's Football Contact (see right) if you have any questions regarding media procedures.

CREDENTIALS & PRESS BOX DECORUM • Credentials for regular-season games are the responsibility of the host institution, and such requests should be made through the respective Sports Information Director. The press box and the media workrooms at all Big South Conference football stadiums are designed to be designated work areas for media and statisticians. No cheering will be tolerated. The Big South Conference and its member institutions reserve the right to remove anyone from its press facilities.




MARK SIMPSON
Big South Conference
Office: 704-341-7990
Cell: 704-574-0023
marks@bigsouth.org
@BigSouthSID
www.BigSouthSports.com
Fax: 704-341-7991



KEVIN O'ROURKE
Charleston Southern
Office: 843-863-7289
Cell: 843-607-9612
korourke@csuniv.edu
www.csusports.com
Press Box: 843-863-7661




MARC RABB
Gardner-Webb
Office: 704-406-4355
Cell: 704-974-3662
mrabb@gardner-webb.edu
www.gwusports.com
Press Box: 704-406-3576



MIKE DeGEORGE
Kennesaw State
Office: 470-578-7589
Cell: 404-263-9478
mdegeorge@kennesaw.edu
www.ksuowls.com
Press Box: n/a



TODD WETMORE
Liberty
Office: 434-582-2292
Cell: 434-841-8974
twetmore@liberty.edu
www.LibertyFlames.com
Press Box: 434-582-4628



GREG VISCOMI
Monmouth
Office: 732-571-4447
Cell: 732-966-5821
gviscomi@monmouth.edu
www.GoMUHawks.com
Press Box: 732-571-4400



DAVIS SIMPSON
Presbyterian College
Office: 864-833-7095
Cell: 864-884-2157
dasimpson@presby.edu
www.gobluehose.com
Press Box: 864-938-4040



BIG SOUTH TELEVISION INFORMATION



DATE	GAME	TIME	NETWORK/AFFILIATES
Aug. 27	Charleston Southern at North Dakota State	7:30pm	ESPN
Sept. 1	Presbyterian at Central Michigan	7:00pm	ESPN3
Sept. 3	Liberty at Virginia Tech	12:30pm	ACC RSN/WatchESPN
	East Tennessee State at Kennesaw State	7:00pm	Peachtree TV
Sept. 10	Charleston Southern at Florida State	12:30pm	RSN
	Point at Kennesaw State	7:00pm	Peachtree TV
	Jacksonville at Liberty	7:00pm	LFSN
Sept. 17	Monmouth at Kent State	3:30pm	ESPN3
	Liberty at SMU	7:00pm	ESPN3
Sept. 24	Charleston Southern at Monmouth *	1:00pm	ESPN3
	Jacksonville State at Liberty	7:00pm	LFSN
Oct. 1	Fordham at Monmouth	1:00pm	ESPN3
	Robert Morris at Liberty	7:00pm	LFSN
Oct. 8	Missouri S&T at Kennesaw State	1:00pm	Peachtree TV
	Presbyterian at Gardner-Webb *	6:00pm	ESPN3
Oct. 13	Monmouth at Presbyterian *	7:00pm	Big South Network Exclusive
Oct. 15	Liberty at Kennesaw State *	7:00pm	ESPN3
Oct. 22	Kennesaw State at Gardner-Webb *	12:00pm	ASN
	Monmouth at Liberty *	3:30pm	LFSN
	Presbyterian at Charleston Southern *	6:00pm	ESPN3
Oct. 29	Kennesaw State at Monmouth *	1:00pm	ESPN3
	Gardner-Webb at Liberty *	3:30pm	Big South Network Exclusive
Nov. 5	Gardner-Webb at Charleston Southern *	12:00pm	ASN
	Clark-Atlanta at Kennesaw State	1:00pm	Peachtree TV
	Liberty at Presbyterian *	2:00pm	ESPN3
Nov. 12	Presbyterian at Kennesaw State *	12:00pm	ASN
	Charleston Southern at Liberty *	3:30pm	ESPN3
Nov. 19	Wild Card	TBD	ESPN3
	Wild Card	TBD	Big South Network Exclusive

The Big South Conference's television slate features at least 26 games that will air every week of the 2016 campaign, with 11 total games exclusively on ESPN3 and the American Sports Network (ASN).

ESPN3, ESPN's live multi-screen sports network, will exclusively deliver eight games this year, including a "Wildcard" selection the final week of the regular-season. Coverage of that game will be determined 14-21 days in advance. ASN will televise the three remaining exclusive contests, which will all be noon kickoffs.

As part of the conference's new broadcast tier plan, three games will be carried exclusively on the Big South Network. Meanwhile, the Big South will appear on an ESPN linear network again this year as Charleston Southern faces North Dakota State in the FCS season-opening game on Saturday, Aug. 27 at 7:30pm on ESPN. In addition, Big South members will also appear on ESPN3 outside of the conference's television package. All home games not exclusive to ESPN3, ASN or the Big South Network will be shown as part of a new Big South Network "shared" option, in which Big South Network broadcasts can be simulcast via other outlets.

Big South members will also appear on Peachtree TV in Atlanta, while the Liberty Flames Sports Network (LFSN) will broadcast at least four games involving the Flames. Additional broadcasts may be added at a later date.

All Big South home games will again utilize instant replay through a partnership with DVSPORT.

BIG SOUTH CONFERENCE MULTIMEDIA PLATFORMS

The Big South Conference officially re-launched www.BigSouthSports.com on July 25, 2016 via a new three-year partnership with SIDEARM Sports. The site features large imagery, more emphasis on the student-athlete, easy navigation, improved social media access, a dedicated Big South Network portal with availability on Roku, and a new in-progress live scoreboard.

The new look continues to offer all visitors a "one size fits all" experience, one that can be seen through the web browsers of phones, tablets, laptops or desktops that adapt to best fit the desired display -- all major platforms are supported. A new "Watch" portal for the Big South Network will feature live and on-demand video, as well as simpler access to specific events. The Big South Network will also be available as a Roku channel once the fall season begins in three weeks. Since becoming a free-viewing model in 2013, the Big South Network has had more than 1 million unique viewers in that time span.

The new site will continue to deliver the high level of information fans have come to expect, including news releases, statistics, schedules and standings, with new features such as expanded video integration within stories and an improved Championship Central destination. A new in-progress live scoreboard will be available for most Big South home events with Live Stats, plus quicker statistics and standings updates. The re-designed social media integration allows visitors to view the league's four most recent posts on Twitter, Facebook, Instagram and YouTube all from the main website, with separate icons to click on each account.

The Big South Conference joins fellow member institutions High Point University, Longwood University, Radford University and Winthrop University as SIDEARM partners, with UNC Asheville switching over to SIDEARM in November.

The Big South is active on social media as well on the following platforms:

[/BigSouthSports](https://www.facebook.com/BigSouthSports)
[@BigSouthSports](https://www.instagram.com/BigSouthSports)
[BigSouthSports](https://www.youtube.com/BigSouthSports)
[Big South Conference](https://www.linkedin.com/company/BigSouthSports)
[@BigSouthSports](https://www.tumblr.com/BigSouthSports)
[@BigSouthSports](https://www.pinterest.com/BigSouthSports)







For more than 30 years, the Big South Conference has matured into a competitive leader in college athletics, actively pursuing excellence on the field of play and in the classroom. The league's growing presence as an NCAA Division I athletic conference is evident by notable accomplishments on the national stage, innovative marketing and media partnerships, increased television packages, and quality athletic competition while intentionally fostering the academic, personal, social, athletic and leadership development of each student-athlete. This has evolved into the conference's mission of "Developing Leaders Through Athletics" as part of a new strategic emphasis on becoming the premiere non-FBS conference in the Southeast.

Since 2000, the Big South Conference has experienced its most pivotal accomplishments in the league's history both athletically and academically, such as:

- NCAA Baseball National Champion in 2016
- Six individual National Champions
- Two top 10 finishes in the NCAA Men's Golf Championship, including fifth in 2007
- The No. 1 ranked team in the national polls in 2014 and 2015 (football)
- Reached the quarterfinals of the FCS Playoffs three consecutive years in 2013, 2014 and 2015
- Reached the NCAA "Sweet 16" in men's soccer, women's basketball and baseball
- Qualified three teams for NCAA postseason play in the same sport for the first time in 2016 (men's soccer, men's golf)
- Three NCAA Men's Basketball Tournament wins
- Reached the NCAA Softball Regional Championship game three times
- Multiple teams in the FCS playoffs three times since 2012
- Three berths in the NCAA Baseball Super Regionals
- Multiple teams in the NCAA Baseball Regionals eight times
- The No. 1 seed in the NCAA Baseball Regionals four times, including the national No. 4 seed in 2010
- Three Top 24 finishes in the NCAA Women's Golf Championship since 2011
- The first-ever national finalist for NCAA Woman of the Year
- First appearance in the round of 32 in the NCAA Men's Singles Championship
- First All-Americans in men's and women's cross country
- A Big South-record 13 Academic All-Americans in 2003-04 and 2013-14
- A Big South-record 21 NCAA Public Recognition Awards for APR Success in 2016
- A Big South-record 85 percent Graduation Success Rate two consecutive years (2014 and 2015)
- A Big South-record 42 All-Americans in 2011-12



On April 24, 1983, Charleston Southern (then Baptist College) Athletic Director **HOWARD BAGWELL** and Augusta President **GEORGE CHRISTENBERRY** began recruiting members into the Big South and less than four months later on August 21, the Big South Conference was formed when Augusta, Charleston Southern, Campbell, Coastal Carolina and Winthrop committed to the new league.



One month later, **DR. EDWARD M. SINGLETON** was selected as the league's first Commissioner and continued to solicit new members. His efforts led to the additions of Armstrong State, Radford and UNC Asheville, giving the Big South more than the required six members to constitute an official conference. The Big South's first year of competition was in the Fall of 1984, and in September 1986, the Big South Conference was granted full-fledged NCAA Division I status.



During its infancy and prior to securing automatic bids to NCAA Championships, the Big South made early strides in earning at-large berths in several national postseason events, including volleyball, women's basketball and women's golf. In 1989, **GEORGE F. "BUDDY" SASSER** replaced the retiring Dr. Singleton as Commissioner, and in 1990, the league received its first automatic bid -- an automatic qualifier to the NCAA Baseball Championship. Under Sasser's

seven years of leadership, the conference implemented its public relations and compliance programs, and introduced its first-ever men's basketball television package, featuring the Big South competing against some of the finest teams in the nation.

In August 1996, **KYLE B. KALLANDER** replaced Sasser as the league's third Commissioner, and in his 20 years at the helm of the Big South, Kallander has been instrumental in aggressively promoting the conference to unprecedented new heights. During his tenure, men's and women's indoor track & field (1997), football (2002) and women's lacrosse (2013) were added as sponsored sports. The conference has also enjoyed record levels in marketing revenue, in addition to extensive television coverage for women's basketball, baseball, softball, men's and women's soccer, volleyball and women's lacrosse for the first time. The league as a whole has enjoyed increased national television exposure through aggressive and unique television packages. Conference membership has solidified with the additions of High Point, Gardner-Webb, Presbyterian College and Longwood, plus the return of charter member Campbell University. Kallander's long range vision has also included technological advancements, as the conference introduced its first live streaming event in 2005 and has since expanded its video offerings to more than 900 annually through a partnership with the member institutions. Ongoing equipment upgrades will allow these productions to become "TV-ready" in the near future.



Under Kallander's leadership, the Big South developed and initiated its first long-range strategic plan, re-affirming the league's vision as a distinctive athletic conference committed to the quality of institutional life through athletic competition. An updated strategic plan was launched in 2015 with the objective to transform the Big South Conference into the premiere non-FBS conference in the Southeast. The primary areas of focus are basketball success, media exposure, academic centrality, student-athlete experience and messaging/branding.



Prominent Big South athletic alumni include three-time U.S. Olympian **AMBER CAMPBELL**; 2016 U.S. Open Champion **DUSTIN JOHNSON**; former American League All-Star **TY WIGGINGTON**; Cleveland Indians pitcher **CODY ALLEN**; Oakland Athletics pitcher **RYAN DULL**; Washington Redskins cornerback **JOSH NORMAN**; New York Giants running back **RASHAD JENNINGS**; three-time NFL Pro Bowler **JUSTIN BETH-EL** and WNBA veteran **AVERY WARLEY**. Distinguished

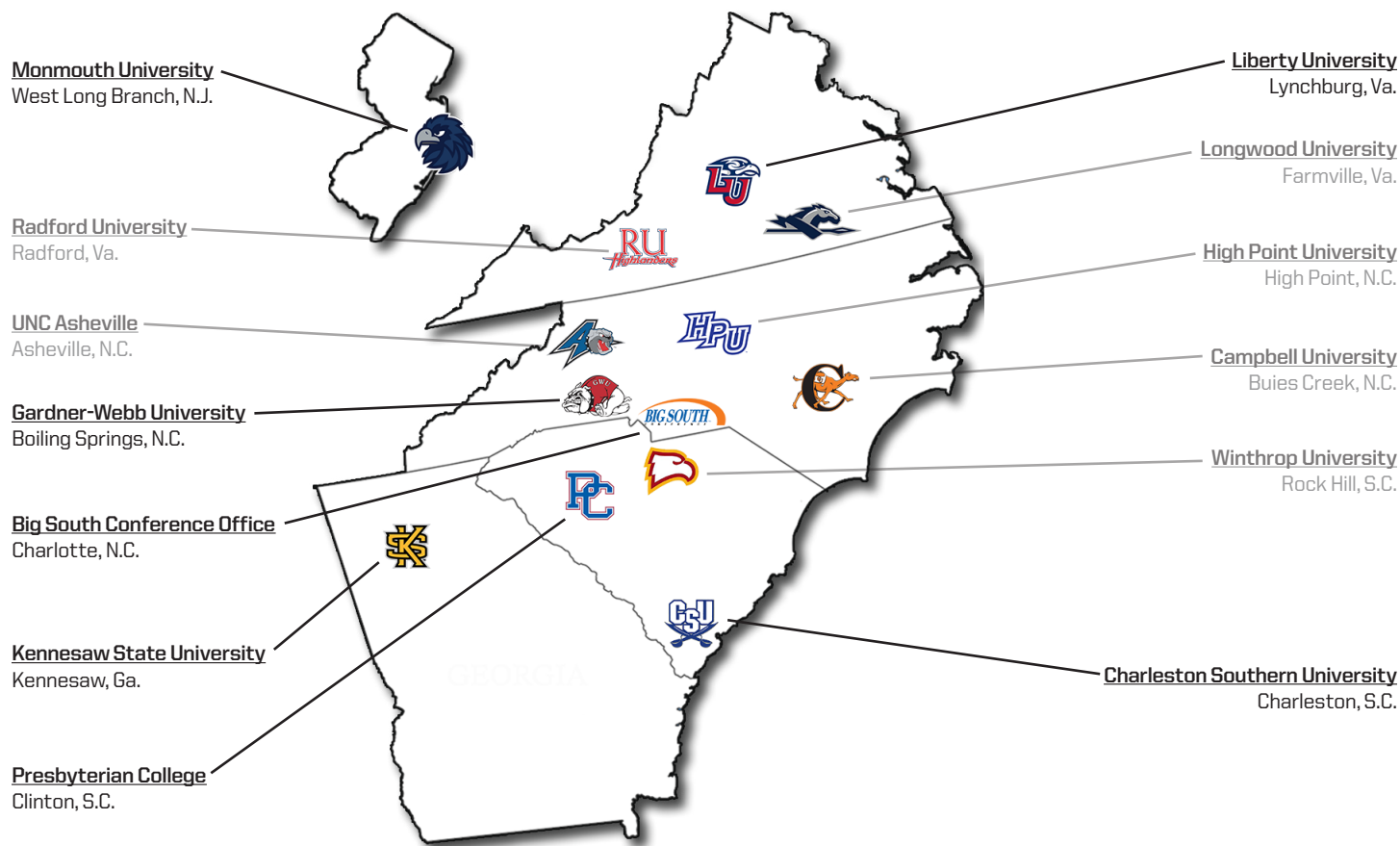
alumni from Big South member institutions include Charlotte Hornets President **FRED WHITFIELD** (Campbell), U.S. Senator **TIM SCOTT** (Charleston Southern), Basketball Hall of Famer **ARTIS GILMORE** (Gardner-Webb), Grammy-award winning singer/songwriter **DONNA FARGO** (High Point), ESPN personality **SAMANTHA PONDER** (Liberty), former LPGA player **TINA BARRETT** (Longwood), HGTV President **JIM SAMPLES** (Presbyterian), former U.S. National Men's Soccer Team member **DANTE WASHINGTON** (Radford), Weather Channel anchor **KRISTINA ABERNATHY** (UNC Asheville) and actress **ANDIE MACDOWELL** (Winthrop).

The conference's tagline, "Developing Leaders Through Athletics" was unveiled in 2008-09 in conjunction with the conference's 25th Anniversary. The league also honored its heritage with the Top 25 "Best of the Best" moments in its history from 1983-2008, with Liberty University's 10-year women's basketball championship run from 1996-2007 being crowned the No. 1 moment in the league's first 25 years. As part of the league's 30th anniversary celebration in 2013-14, All-Decade Teams were recognized for the first time in each sport.










The conference's on-field accomplishments have been duplicated in the classroom. For the past two years, more than 50 percent of conference's student-athletes have been named to the Big South's Presidential Honor Roll for maintaining a 3.0 grade-point average for the academic year -- including 138 with 4.0 GPAs in 2015-16, and the league has had nearly 170 Academic All-Americans in its history.

The Big South Conference Footprint



Institutions listed in grey do not play football in the Big South ... Gardner-Webb University joined the Big South Conference full-time on July 1, 2008 ... Presbyterian College became a full-fledged NCAA Division I member on August 2, 2012 ... Charter member Campbell University, which plays FCS non-scholarship football in the Pioneer League, re-joined the Big South Conference as full members in 2011-12 ... Longwood University joined the League in 2012-13 ... Monmouth University is in its third year as an associate football member ... Kennesaw State University is in its second year as an associate football member ... The Big South Conference office is headquartered on the south side of Charlotte, N.C. Originally located in Myrtle Beach, S.C., the office moved to Winthrop University in 1996 on an interim basis until the first Charlotte location was ready in late 1997.

 <small>Approximate Mileage Between Football-Playing Institutions</small>						
CHARLESTON SOUTHERN		227	327	410	737	156
GARDNER-WEBB	227		219	253	656	73
KENNESAW STATE	327	219		457	866	192
LIBERTY	410	253	457		395	313
MONMOUTH	737	656	866	395		723
PRESBYTERIAN COLLEGE	156	73	192	313	723	

The Big South Conference took a big step in its young history in the Fall of 2002 when, for the first time in its 19-year existence, the league crowned a football champion.

Football had always been a long range goal of the conference. In the early 1990s, football seemed on the horizon in the Big South, as Charleston Southern fielded its first team in 1991 and the conference added Liberty, which was already playing on the gridiron, as a new member. However, football never got off the ground in the early part of the decade as other issues came to the forefront, including the Big South's emergence as a basketball conference. The league was awarded its first automatic bid to the NCAA men's basketball championship in 1992 and football was put on the back burner while basketball began to flourish.

The idea was revived in 1997 when Elon joined the Big South. That gave the conference three full-time members with football programs -- half the number needed to be recognized as a conference by the NCAA. Two years later on Nov. 10, 1999, Coastal Carolina announced it would add football by the Fall of 2003. The wheels were set in motion to establish a conference home for the league's football-playing members.

After attempts to form a joint football conference with the Atlantic Sun Conference failed, the Big South began recruiting more members to join its fledgling football league. On May 23, 2001, the original dream became a reality when the Big South's Council of Chief Executive Officers voted unanimously to add football as the conference's 18th championship sport.

Shortly after the approval of football, the Big South's recruiting efforts paid off, as the addition of Gardner-Webb as an associate football member was announced on June 20, 2001. There were hopes that a four-team league could begin play later that Fall, but scheduling conflicts could not be worked out and the Fall of 2002 was designated as the kickoff for Big South Football. The Big South continued to look for additional members, with a goal of eventually having seven or eight playing members. On Dec. 10, 2001, one of the oldest programs in the state of Virginia -- Virginia Military Institute, announced it would join the Big South in all sports in 2003 and maintain the conference's football membership at five following Elon's departure.

The growth of Big South football has been exceptional since its inception 15 seasons ago. The formidable years of 2002-05 included great feats -- including the league's first win over the nation's No. 1 team in 2005 -- that set the tone for the future. The Big South's first true breakthrough onto the national landscape occurred in 2006 when league champion Coastal Carolina became the first football member to advance to the postseason when the Chanticleers received an at-large berth in the 16-team NCAA Division I Football Championship.

At that same time, the league progressed closer to cementing its status as a viable football conference as well as the coveted automatic bid to the NCAA postseason. Big South administrators earned appointments to national NCAA committees starting in 2006, membership growth in 2008 featured Presbyterian College (full member), Stony Brook (associate member) and Gardner-Webb's addition as a full member, plus nationally-ranked programs, notable non-conference victories, national award finalists and the league's first-ever NFL Draft picks (2007 and 2008). All the efforts came to fruition in the spring of 2008 when the NCAA announced the expansion of the FCS Playoffs from 16 to 20 teams in 2010, and granted the Big South an automatic bid starting that year -- boosting the conference into a new stratosphere.

Big South football has experienced remarkable and historic achievements since becoming an AQ conference in 2010, including:

- Three consecutive appearances in the FCS quarterfinals
- The No. 1-ranked FCS program in the nation in 2014 and 2015
- Multiple playoff teams three times
- Five consecutive seasons with a playoff victory
- Five FBS victories
- 57-27 record (67.9 percent) against non-conference FCS opponents since 2013
- Runner-up for the Walter Payton National Player of the Year award (2012)
- Three teams ranked in the national Top 25 polls in the same week twice (2013 and 2015)
- 65 consecutive weeks with a nationally-ranked member, dating back to Week 9 of the 2011 season.
- Multiple nationally-ranked programs 32 times (since 2013), including two Top 10 teams for the first time in 2015
- Six seasons with an NFL Draft pick, including league-record three in 2014
- 20 former Big South players on NFL training camp rosters in July, 2016

Despite the inevitable trickle-down impact of conference realignment that has reached the Big South with the departures of Stony Brook (2012), VMI (2014) and Coastal Carolina (2016), the league continues to prosper with the recent additions of Monmouth and start-up program Kennesaw State, and remains poised to expand in future years. With its seismic growth and playoff-caliber programs, the Big South remains a major national competitor in FCS football with an everlasting eye on the ultimate prize -- a National Championship.

BIG SOUTH FOOTBALL ... BY THE NUMBERS

- 1** - No. 1 national ranking in FCS Coaches poll in 2014 & 2015 (10 total weeks).
- 3** - Consecutive FCS quarterfinal appearances.
- 4** - Original teams in 2002 (Charleston Southern, Elon, Gardner-Webb, Liberty).
- 5** - Wins over FBS opponents (all in last six seasons).
- 10** - FCS Playoff appearances (8-10 record).
- 10** - NFL Draft picks (all since 2007).
- 12** - Times a Big South member has faced No. 1 ranked FCS team (3-9 record).
- 12** - Record for most wins in a season (accomplished twice).
- 13** - Former Big South players on NFL rosters in 2015 (active, practice squad, IR).
- 23** - Times a ranked Big South team has played a ranked FCS opponent (11-12 record).
- 34** - Combined total of national finalists for Offensive Player of the Year Award (9), Defensive Player of the Year Award (10), Freshman of the Year Award (3) and Coach of the Year Award (12).
- 46** - Highest overall pick number of a Big South player in the NFL Draft (WR Jerome Simpson, 2nd round in 2008).
- 49** - Most Conference wins since 2002 (Liberty).
- 65** - Consecutive weeks with a member in the Top 25 national rankings (entering 2016 season).
- 171** - All-Americans since 2002.
- 483** - Current Big South and previous FCS single-game record for most combined rushing yards by two teammates (twice in 2008; broken in 2012).
- 20,393** - Largest crowd for a conference game in league history (Liberty vs. Kennesaw State, Oct. 24, 2015 at Williams Stadium).
- 2,987,326** - Total attendance since 2002.


Key Dates in Big South Football History



MAY 23, 2001 – The Big South Conference announces that it will add football as its 18th championship sport, beginning with the 2002 season.

JUNE 20, 2001 – Gardner-Webb University is added as an associate football member.

AUGUST 31, 2002 – The Big South officially kicks off its first football season with four members: Charleston Southern, Elon, Gardner-Webb and Liberty. Gardner-Webb becomes the first squad to win a game in the Big South, defeating Morgan State 28-24 in the season opener.



OCT. 5, 2002 – Gardner-Webb and Liberty meet in the inaugural Conference game in Lynchburg, Va., with the Runnin' Bulldogs defeating the Flames, 31-21.

NOV. 9, 2002 – Gardner-Webb wins the inaugural Big South football championship.

MAY 2003 – The Big South signs its first TV agreement to televise Big South football on an annual basis.

SEPT. 19, 2004 – Former Gardner-Webb standout Jim Maxwell makes his NFL debut with the New York Giants against the Washington Redskins, becoming the first Big South football player to play in the NFL.

SEPT. 25, 2004 – Gardner-Webb defeats No. 25 Western Carolina in overtime, the Big South's first-ever win over a ranked opponent.

NOV. 20, 2004 – Coastal Carolina defeats Charleston Southern, 52-28, to claim its first Big South football championship in just its second year of existence. The Chants finished the season with a 10-1 record and 4-0 mark in the Conference.

SEPT. 10, 2005 – Coastal Carolina upsets No. 1-ranked James Madison, 31-27. The Chanticleers, the first Conference member to play the current No. 1 team in the nation, are the second Big South football team to defeat a ranked team.



OCT. 30, 2005 – Former Liberty RB Sam Gado becomes the second Big South player to play in the NFL when he debuts with Green Bay. Gado later was named the NFL's Rookie of the Month for November.

OCT. 31, 2005 – Coastal Carolina cracks the Top 10 in three national polls, the Big South's first-ever appearance in the top 10. Coastal is ranked 8th (ESPN/USA Today), 9th (The Sports Network) and 10th (Weekly Football Gazette).

APRIL 6, 2006 – Presbyterian College announces its plan to transition to Division I and join the Big South as a transitional member in 2008 and as full-fledged members in 2012-13.

SEPT. 23, 2006 – For the first time in Big South football history, a Big South member appears on the ESPN family of networks when Gardner-Webb's home game vs. Appalachian State is broadcast tape-delayed on ESPN. The League will have two more broadcasts on ESPN properties during the 2006 regular-season (Liberty on ESPN360 and VMI on ESPN Classic).

NOV. 6, 2006 – For the first time, the Big South has two programs ranked in The Sports Network national Top 25 poll in the same week. Coastal Carolina is No. 16 and Charleston Southern is No. 24 in the country.



NOV. 19, 2006 – League champion Coastal Carolina becomes the first Big South member to receive a berth in the NCAA Division I Football Championship when the Chanticleers are selected to the 16-team field as an at-large participant. Coastal would fall to eventual national champion Appalachian State in the first round, 45-28, in a nationally-televised game on ESPN.

APRIL 29, 2007 – Coastal Carolina QB Tyler Thigpen becomes the first player in Big South football history to be selected in the NFL Draft when he is selected by the Minnesota Vikings in the seventh round with the 217th overall pick.

APRIL 25, 2008 – The NCAA Board approves the funding for the expansion of the FCS Championship to 20 teams beginning in 2010, assuring every Automatic Qualifier eligible conference, including the Big South, will have access to the Championship.

APRIL 26-27, 2008 – The Big South has two players selected in the NFL Draft, a league first. Coastal Carolina wide receiver Jerome Simpson is selected by the Cincinnati Bengals in the second round with the 46th overall pick, while Gardner-Webb defensive end Brian Johnston is selected by the Kansas City Chiefs in the seventh round with the 210th overall pick.

AUGUST 30, 2008 – A record seven former Big South football players are on NFL opening day rosters in some capacity: Gardner-Webb's Brian Johnston (Chiefs), Charleston Southern's Maurice Price (Chiefs), Liberty's Vince Redd (Patriots practice squad), Coastal Carolina's Jerome Simpson (Bengals), Coastal Carolina's Quinton Teal (Panthers), Coastal Carolina's Tyler Thigpen (Chiefs) and Coastal Carolina's Mike Tolbert (Chargers).



SEPT. 8, 2008 – Liberty's football team is ranked No. 25 in The Sports Network poll, the school's first national ranking since 1998. The ranking marks the fifth-straight season the Big South has had a nationally-ranked football team.




NOV. 8, 2008 – Stony Brook's rushing duo of Edwin Gowins and Conte Cuttino set an NCAA FCS single-game record for most rushing yards gained by

two players from the same team. Gowins and Cuttino combine for 483 rushing yards at Iona, and duplicate the output the following week vs. VMI. The previous record was 473, established by Eastern Washington in 1999. Gowins and Cuttino are also the first set of teammates in Big South

history to rush for more than 200 yards in the same game in consecutive weeks, and are the first pair of teammates in League history to rush for 1,000 yards in the same season.

JAN. 24, 2009 – Liberty University running back Rashad Jennings becomes the first player in the Big South's football history to play in the annual Senior Bowl. The contest is college football's premier pre-draft event, annually featuring the nation's best senior collegiate football stars and top NFL draft prospects on teams coached by NFL coaching staffs. Jennings is a member of the winning South team, and leads the squad with 41 rushing yards.

APRIL 26, 2009 – For the third consecutive year, the Big South has a player selected in the NFL Draft when Liberty's Rashad Jennings is drafted in the seventh round (250th overall) by the Jacksonville Jaguars.



AUGUST 26, 2009 – Six of the seven Big South football teams receive votes in The Sports Network Preseason Top 25 poll, a Conference record for most teams receiving Top 25 votes in the same poll at any time during the season. With a record 160 ballots cast, Liberty (330), Coastal Carolina (52), Charleston Southern (12), Stony Brook (10), Presbyterian (2) and Gardner-Webb (1) each received at least one Top 25 vote, and Liberty finished just outside the Top 25 at No. 27. Liberty was No. 26 in the FCS Coaches Preseason Top 25 poll.

AUGUST 2, 2010 – The Big South Conference announces its largest football television package to date, as a league-record eight Conference football games will be televised during the 2010 season. Three games will air on SportSouth, three on ESPN3.com and two on MASN.

SEPT. 2, 2010 – In the college football season opener, Presbyterian College's 68-yard misdirection touchdown pass at Wake Forest is honored as the No. 1 "Top Play" of the day on ESPN's "SportsCenter." It is the first time in school history that the Blue Hose were shown on the nightly segment.

SEPT. 11, 2010 – The Big South Conference records the first-ever football wins over FBS opponents in Conference history when Gardner-Webb and Liberty defeat MAC schools on the road. Gardner-Webb is the first to accomplish the feat with its 38-37 in overtime at Akron, while Liberty wins 27-23 later that night at Ball State.



SEPT. 21, 2010 – Charleston Southern football player Jordan Lancaster is named to the 22-member Allstate AFCA Good Works Team -- college football's preeminent community service award representing all football classifications, becoming the first Big South student-athlete to be recognized with this achievement.

NOV. 20-21, 2010 – Coastal Carolina is awarded the Big South's first-ever automatic bid to the FCS Playoffs by virtue of the Conference's tiebreaking procedure. The Chanticleers tied for first-place with Liberty and Stony Brook at 5-1 -- the first three-way tie in the League's nine-year football history. Coastal Carolina is awarded a first round home game against Western Illinois, becoming the first Big South football program to host a postseason contest.

JULY 11, 2011 – For the first time in Big South football history, two student-athletes are among the 20 preseason candidates for the annual Walter Payton Award in the same season. Liberty teammates Mike Brown and Chris Summers are named to the initial Watch List for the award entering the 2011 season.

JULY 25, 2011 - Charleston Southern defensive back Chris Kuzdale is among the 132 football student-athletes nationwide to be nominated for the annual Allstate AFCA Good Works Team®. Kuzdale is the third Big South player in four seasons to be nominated.

OCT. 4, 2011 - Presbyterian College defensive back Justin Bethel is added as a candidate for the Buck Buchanan Award, the top defensive honor in FCS. He is the fifth player in League history to be named to the list.




NOV. 15, 2011 - Coastal Carolina defensive back Josh Norman is named as one of 20 finalists for the Buck Buchanan Award, the top defensive award in FCS. Norman joins PC's Justin Bethel as a finalist, marking the first time in Big South history the Conference has two players named as official candidates for the Buchanan Award.

NOV. 21, 2011 - For just the second time in Big South history, the conference has two football teams nationally-ranked in the same week, as league champion Stony Brook is ranked No. 22/24 in the major polls, while Liberty is ranked No. 23/24. Coupled with Coastal Carolina's national ranking from Oct. 3-10, it marks the first time the Big South has ever had three members nationally-ranked in the same season.

NOV. 26, 2011 - Stony Brook rallies from 18 points down to defeat Albany, 31-28, in the first round of the FCS Playoffs, becoming the first Big South team to win a playoff game.

DEC. 8, 2011 - The Big South has two football student-athletes named CoSIDA Academic All-America in the same season for the first time. Liberty's Pat Kelly is voted to the First-Team, while Coastal Carolina's Marcus Lott is a Second-Team honoree.

JAN. 12, 2012 - Coastal Carolina's Josh Norman and Presbyterian College's Justin Bethel accept invitations to play in the 87th East/West Shrine Game, which will be played Jan. 21 in St. Petersburg, Fla. Norman would later accept an invitation to play in the Senior Bowl.



APRIL 28, 2012 - For the second time in Big South history, two football players are selected in the annual NFL Draft. Coastal Carolina's Josh Norman is selected by the Carolina Panthers in the fifth round (143rd overall), while Presbyterian College's Justin Bethel is chosen by the Arizona Cardinals in the sixth round (177th overall).

JUNE 25, 2012 - Liberty Director of Athletics Jeff Barber is named the Under Armour Southeast Region AD of the Year by the National Association of Collegiate Directors of Athletics (NACDA). In addition, Jim Fiore of associate football member Stony Brook is named Northeast Region AD of the Year.

AUG. 2, 2012 - The NCAA Executive Committee grants Presbyterian College full-fledged membership in Division I, granting all 15 sports eligibility to compete for Big South and NCAA Tournaments, as well as access to the NCAA's revenue sharing program and other grants and scholarships.

AUG. 20, 2012 - The Big South Conference announces its largest football TV package ever, as a league-record 27 games will be televised during the 2012 season. Overall,



the Big South will appear on television every week of the season for the first time in the League's 11-year football history, and will also have a "Game of the Week" carried on ESPN3 during all seven weeks of the Conference season for the first time.

SEPT. 7, 2012 - The Big South has a record nine former football players on opening day NFL rosters (active, practice squad and/or reserve list), bettering the previous mark of seven.



SEPT. 29, 2012 - Stony Brook defeats Army, 23-3, becoming the third-ever Big South football member to defeat an FBS program. The win vaults Stony Brook to No. 13 in both the FCS Coaches poll and Sports Network poll, marking the first time a Big South football team was ranked in BOTH polls at this point in the season.

NOV. 18, 2012 - For the first time in the Big South's 11-year football history, the conference has two teams in the FCS Playoffs. Co-champion Coastal Carolina earned the League's automatic bid, while co-champion Stony Brook received an at-large berth into the 20-team field.

NOV. 19, 2012 - Liberty quarterback Josh Woodrum is the Big South's first-ever finalist for the two-year old Jerry Rice Award, which is the National Freshman of the Year honor in FCS.

NOV. 20, 2012 - For the first time in Big South history, two football coaches are named among the finalists for the Eddie Robinson Award as the National Coach of the Year. Coastal Carolina's Joe Moglia and Stony Brook's Chuck Priore are among the 20 finalists for the honor.



NOV. 25, 2012 - Coastal Carolina and Stony Brook each win their respective FCS Playoff First Round games, a first for the Big South. The Chanticleers win 24-14 at No. 22 Bethune-Cookman, while Stony Brook defeats No. 14/18 Villanova, 20-10.



DEC. 17, 2012 - Stony Brook running back Miguel Maysonet finishes as the Runner-Up for the Walter Payton Award, the highest standing for a Big South player in the national player of the year voting.

JAN. 9, 2013 - For the third time in the League's 11-year football history, two teams are ranked in the final Top 25 national polls. Associate member Stony Brook is ranked No. 11 in The Sports Network poll and No. 12 in the FCS Coaches poll, while Coastal Carolina finishes at No. 24 in both rankings.

JAN. 19, 2013 - Charleston Southern's Charles James is named Defensive MVP of the inaugural Raycom All-Star Game following his two pass break-ups and two tackles. NFL scouts in attendance voted on the award.

FEB. 14, 2013 - The Big South adds Monmouth University as an associate member in football, effective in 2014.



MARCH 4, 2013 - The Big South Conference and ESPN announce a new seven-year television deal through 2019, which will expand the number of Big South events on ESPN platforms. Under the agreement, an average total of 62 Big South events will air annually on ESPN outlets, including a minimum 50 exclusive events on ESPN3. In addition, ESPN3 will now televise six events per season. At least 417 Conference events will appear on ESPN platforms during the life of the deal.

SEPT. 4, 2013 - The Big South Conference adds Kennesaw State as an associate member in football, beginning in 2015. The Owls will return the League to seven-playing football members upon entry.



SEPT. 14, 2013 - For the first time in league history, the Big South defeats two nationally-ranked football teams in the same week of the regular-season, as Gardner-Webb upsets No. 11/15 Richmond and Coastal Carolina wins at No. 25 Eastern Kentucky.

SEPT. 21, 2013 - Gardner-Webb blanks No. 8/10 Wofford in football, 3-0, becoming the first team in Big South history to defeat nationally-ranked opponents in consecutive weeks.



The victory gives the Big South a League-record three wins over nationally-ranked teams in 2013.

SEPT. 23, 2013 - Gardner-Webb's football team enters the Top 25 national rankings for the first time in 11 seasons as it is ranked No. 25 in the FCS Coaches poll. Coupled with Coastal Carolina, it is the earliest time in League history that two Big South football teams are ranked in the same week.

SEPT. 24, 2013 - The Big South Conference announces it will utilize instant replay for select football games in 2013 as part of a new agreement with DVSPORT. The Big South becomes just the third FCS Conference to use instant replay during the regular-season.

OCT. 7, 2013 - Charleston Southern enters the Top 25 national rankings for the first time since 2006 as the Buccaneers are ranked No. 25 in the FCS Coaches poll. CSU is the third Big South football team to be ranked in 2013, tying a League record for most Big South teams ranked at any point of a season.



OCT. 31, 2013 - Coastal Carolina football player Niccolo Mastromatteo is one of 16 student-athletes in all of college football to receive the National Football Foundation (NFF) National Scholar-Athlete Award. Each honoree receives an \$18,000 postgraduate scholarship.

Key Dates in Big South Football History



NOV. 11, 2013 – For the first time in the Big South's football history, two teams are nationally-ranked inside the Top 15 in the same week. Coastal Carolina is ranked No. 9 and 11 in the two major polls, while Charleston Southern is ranked No. 12 and 13.

NOV. 19, 2013 – A League-record five individuals are named as finalists for the top national awards in FCS. Coastal Carolina's Lorenzo Taliaferro is a finalist for the Walter Payton Award as National Offensive Player of the Year. Teammate Quinn Backus and Gardner-Webb's Shaquille Riddick are finalists for the Buck Buchanan Award as National Defensive Player of the Year. Charleston Southern's Jamey Chadwell and Coastal Carolina's Joe Moglia are finalists for the Eddie Robinson Award as National Coach of the Year.

NOV. 30, 2013 – Coastal Carolina defeats Bethune-Cookman, 48-24, in the first round of the FCS Playoffs to mark the third consecutive season that the Big South has advanced to the second round of the postseason.



DEC. 7, 2013 – Coastal Carolina becomes the first football team in Big South history to reach the quarterfinals of the FCS Playoffs when the Chanticleers defeat No. 4/5 Montana, 42-35 in Missoula, Mont.

DEC. 27, 2013 – Former Big South football players Justin Bethel (Presbyterian) and Mike Tolbert (Coastal Carolina) are voted to the NFL Pro Bowl roster, becoming the Big South's first Pro Bowlers.

JAN. 3, 2014 – Former Coastal Carolina fullback Mike Tolbert is named to the Associated Press All-Pro team, becoming the first former Big South football player to receive the postseason honor.

JAN. 6, 2014 – Coastal Carolina's football team is ranked No. 7 in the final Top 25 polls, the Big South's highest ranking in the final polls and first time ending in the Top 10. Coupled with Charleston Southern's final ranking of No. 22/24, the Conference has two teams ranked in the final Top 25 polls for the third consecutive season.



JAN. 16, 2014 – Liberty head football coach Turner Gill is elected one of three new members of the American Football Coaches Association (AFCA) Board of Trustees. The board formulates policy and provides direction for the AFCA, which was founded in 1922 by Amos Alonzo Stagg, John Heisman and others.

MAY 10, 2014 – A league-record three Big South football players are selected in the NFL Draft, tied for the second-most among FCS Conferences. Liberty's Walt Aikens is a fourth round selected (125th overall) by the Miami Dolphins, while Coastal Carolina's Lorenzo Taliaferro is drafted in the same round by the Baltimore Ravens at No. 138. Coastal's Matt Hazel is chosen in the sixth round (190th overall) by the Dolphins, marking the first time that two Big South teammates were drafted in the same year.



JULY 10, 2014 – For the first time in league history, three Big South student-athletes are among the initial candidates for the Buck Buchanan Award, which honors the top defensive player in FCS. Coastal Carolina's Quinn Backus, Gardner-Webb's O.J. Mau and Liberty's Jacob Hagen are among the 20 individuals on the season-opening Watch List.

JULY 15, 2014 – Charleston Southern's Christian Reyes and Liberty's Jonathan Burgess are among the national nominees for the Allstate AFCA Good Works Team®, marking the first time in league history that two Big South student-athletes are candidates in the same season.

JULY 17, 2014 – The Big South Conference announces a new three-year television broadcast arrangement with the Sinclair Broadcast Group. The broadcasting agreement will begin with the 2014-15 athletic season and puts the Big South on the new American Sports Network (ASN).

AUG. 6-8, 2014 – Coastal Carolina becomes the first Big South football member to be ranked inside the Top 10 at the start of the season, as the Chanticleers are No. 6 in the preseason FCS Coaches poll and No. 7 in the preseason The Sports Network ranking.

SEPT. 11-13, 2014 – The Big South Conference goes 6-0 in its football games during Week 3, the first time in league history that every Conference member won its respective non-conference match-up in the same week. In addition, five Big South football programs are above .500 after three games – another league first.

SEPT. 15, 2014 – Coastal Carolina (No. 5) and Liberty (No. 24) are ranked in The Sports Network Top 25 FCS poll, the earliest point in a season for two Big South teams to be ranked at the same time.

SEPT. 22, 2014 – For the first time in Big South football history, the conference has three nationally-ranked programs in the same week, as the FCS Coaches poll has Coastal Carolina at No. 3, Liberty at No. 23 and Charleston Southern at No. 25. It is the third time in League annals that three different members have been nationally-ranked in the same season.

OCT. 11, 2014 – Liberty football defeats Appalachian State, 55-48 in overtime, to mark the Big South's fourth win over an FBS program.

NOV. 10, 2014 – Coastal Carolina is ranked No. 1 in the FCS Coaches poll, the first athletic program in Big South history to be voted No. 1 in a national poll.

NOV. 23, 2014 – For the second time in conference history, the Big South sends two teams to the FCS Playoffs, as Liberty is the league's automatic bid recipient and Coastal Carolina is an at-large selection. The Chanticleers receive a No. 7 national seed and first round bye, marking the first Big South football program to achieve this feat.



NOV. 29, 2014 – Liberty wins its FCS Playoff debut with a 26-21 victory at James Madison, giving the Big South two teams in the second round for the second time in league history.

DEC. 6, 2014 – Coastal Carolina defeats Richmond, 36-15, to advance to the FCS Quarterfinals for the second consecutive year.

DEC. 13, 2014 – Coastal Carolina's football playoff run ends with a 39-32 defeat at eventual National Champion North Dakota State. The Chanticleers held a brief, 32-31 lead with 14:56 to play, and it was the most points scored against the Bison since the 2010 season.

DEC. 15, 2014 – Coastal Carolina football coach Joe Moglia finishes as the runner-up for the Eddie Robinson National Coach of the Year Award in FCS. It is the Big South's highest finish in voting for the award, and marks the second time the Big South has the runner-up in the four major individual FCS awards.



DEC. 18, 2014 – Coastal Carolina linebacker Quinn Backus and Liberty defensive back Jacob Hagen are selected as the FCS ADA Top Collegiate Linebacker and Defensive Back, respectively, by the national organization.



DEC. 23, 2014 – Former Presbyterian College football player Justin Bethel is named to his second consecutive NFL Pro Bowl.

JAN. 12, 2015 – Coastal Carolina football is ranked No. 5 in the final national polls, the highest end-of-year ranking by a Big South football member.

Coupled with Liberty's final No. 17 ranking in both polls, it is the fourth consecutive year two Big South programs appear in the final rankings, and it is the highest final rankings for the Big South in seasons with two teams ranked.

MAY 2, 2015 – Monmouth wide receiver Neal Sterling is drafted in the seventh round (220th overall) of the NFL Draft by the Jacksonville Jaguars, becoming the sixth Big South football player drafted in the last three years and 10th overall. Following the draft, a record 10 Big South players were either signed to undrafted free agent deals or invited to rookie mini-camps.

July 16, 2015 – For the second consecutive season, two Big South football players are among the nominees for the AFCA Allstate Good Works Team®, as Gardner-Webb's Chad Getter and Liberty's Chima Uzowike are two of the 197 candidates for the 22-person team.

July 29, 2015 – The Big South Conference becomes the first collegiate conference at any level to hold its annual football media day at the College Football Hall of Fame.



Aug. 5, 2015 – For the first time in League history, the Big South has two football teams ranked in the preseason Top 25, as the FCS Coaches poll has Coastal Carolina ranked No. 5 and Liberty ranked No. 14. In the STATS LLC media poll, the Chanticleers are ranked No. 5 while the Flames are No. 15.

Aug. 19, 2015 – The Big South announces that the highly-anticipated Coastal Carolina at Liberty season finale football game on Nov. 21 has moved to Thursday night, Nov. 19, at 7:00pm and will be televised live on ESPNNEWS. It will be the first time a conference game will air on one of ESPN's linear networks, as well as the first league contest to be played on Thursday night.

Sept. 7, 2015 – For the second time in as many years, the Big South has the No. 1-ranked football program in the nation as Coastal Carolina is the No. 1 team in the weekly FCS Coaches Poll. The Big South would hold the No. 1 ranking for eight consecutive weeks.

Sept. 19, 2015 – For the first in Big South football history, the league goes 7-0 in a week – five of which are wins against FCS opponents, including Liberty's 31-21 victory over No. 7/8 Montana.



Oct. 3, 2015 – Big South football collects its fifth win over an FBS opponent as Liberty claims a 41-33 win at Georgia State inside the Georgia Dome. The victory was the league's third over an FBS program in four years.

Nov. 22, 2015 – For the second consecutive year and third time in Big South history, two teams qualify for the FCS Playoffs. Big South Champion Charleston Southern earns a No. 8 seed and first round bye, while Coastal Carolina makes the field for the fourth consecutive season and sixth time overall. The Bucs are the second Big South team to receive a Top 8 seed and bye.

Dec. 5, 2015 – Charleston Southern defeats The Citadel, 14-6, in the second round of the FCS Playoffs in front of a record crowd of 8,451 fans at Buccaneer Field. It marks the third consecutive year the Big South has reached the quarterfinal round of the FCS Playoffs.



Dec. 23, 2015 – Former Big South football players Justin Bethel, Mike Tolbert and Josh Norman are voted to the NFL Pro Bowl. It is Bethel's third consecutive selection.

March 15, 2016 – Charleston Southern is selected to play in the first college football game of the 2016 season, as the Bucs will face North Dakota State on Saturday, Aug. 27 on ESPN in the 2016 FCS Kickoff in Fargo, N.D. Kickoff is set for 7:30 p.m. ET at the Fargodome. The game will be CSU's first appearance on ESPN in program history.

May 1-2, 2016 – Seven former Big South football players are picked up by NFL teams as either undrafted free agents or rookie mini-camp invitees following the conclusion of the NFL Draft. Liberty's Josh Woodrum (Giants), Darrin Peterson (Bears) and John Lunsford (49ers); Coastal Carolina's Alex Ross (Falcons) and Tyrell Blanks (Texans); Monmouth's Hakeem Valles (Cardinals) and Gardner-Webb's O.J. Mau (Ravens) are the league's initial signees.



Kyle B. Kallander is in his 21st year as Big South Conference Commissioner in 2016-17, a tenure that has seen year-to-year growth in marketing and television, an enhanced digital presence as well as unparalleled success on the field and in the classroom.

Kallander's development of a long-term strategic plan, which allows the Big South to position itself as unique amongst its peers, brought football to the Big South as the 18th conference sport in 2002 as well as women's lacrosse in 2012-13. He embarked on an updated strategy in 2015 to transform the Big South into the premiere non-FBS conference in the Southeast.

He has solidified membership to double-digit totals for eight consecutive years with the additions of High Point, Gardner-Webb, Presbyterian College and Longwood -- as well as the return of charter member Campbell University in 2011. Kallander's vision includes increases in the league's television exposure for several sports through strong partnerships with regional and national outlets, and the spearheading of video streaming of Big South games and events on the league's website, which began in 2005-06 and continually features more than 900 events annually. This aggressive commitment to digital technology includes HD content and a free-viewing model on the Big South Network.

Kallander has presided over some of the most pivotal events in the league's history both athletically and academically. During his tenure, the Big South:

- Has had one team National Champion (baseball);
- Has had six individual National Champions;
- Had a Big South member ranked No. 1 in the national polls in 2014 and 2015 (football);
- Has reached the NCAA "Sweet 16" in men's soccer, women's basketball and baseball;
- Started football and reached the FCS playoffs in five years and eventually gaining an automatic bid to the football postseason;
- Had two teams reach the FCS playoffs in the same year three times, and advancing in the playoffs five consecutive years;
- Had a team advance to the FCS quarterfinals three times (2013, 2014 and 2015);
- Has had three teams qualify for NCAA competition in the same sport in the same year (men's soccer and men's golf);
- Has had a softball team reach the Regional Championship game three times;
- Has had a women's golf team advance to the NCAA Championship three times in six years;
- Has placed two teams in the NCAA Baseball Regionals eight times;
- Had members defeat the No. 1-ranked football and baseball team in the nation;
- Had its first-ever NCAA Men's Basketball Tournament first round win;
- Had its first-ever berth in the NCAA Baseball Super Regionals;
- Has had a baseball team earn a No. 1 seed and host an NCAA Regional and Super Regional;
- Had an individual reach the round of 32 in the NCAA Men's Singles Championship;
- Had its first All-Americans in men's and women's cross country;
- Had a league-record 42 student-athletes earn All-America distinction in 2011-12;
- Has had women's basketball, men's soccer, softball, baseball, women's soccer, volleyball and women's lacrosse televised for the first time;
- Had a Big South-record 13 student-athletes achieve Academic All-America status in 2003-04 and 2013-14;
- Had its first-ever national finalist for NCAA Woman of the Year;
- Saw seven programs receive at-large postseason berths in 2012-13;
- And has utilized live video streaming of conference events to elevate the league's exposure to new audiences via the newly integrated digital platforms

The conference has produced more All-Americans since Kallander took office, while increasing its share of Academic All-Americans and All-District selections. For the last two years, more than 50 percent of the league's student-athletes have achieved at least a 3.0 grade point average -- including 138 students with 4.0 GPAs in 2015-16, while several student-athletes have been recipients of various Postgraduate Scholarships during his timeframe. Kallander has also successfully integrated the conference's profile with the member institutions' general student body, notably through the development of the Big South Academic Consortium, which sponsors the annual Academic College Bowl among league members and the Big South Undergraduate Research Symposium. Furthermore, the Big South began offering one male and one female graduating student-athlete a Graduate Fellowship for postgraduate studies in 2006.

As a testament to his leadership, Kallander continues to secure aggressive television packages through relationships with the Mid-Atlantic Sports Network (MASN), Sinclair Broadcast Group/American Sports Network (ASN), and ESPN/ESPN3/ESPN3. The partnerships have brought the Big South new and enhanced television exposure for its member institutions and student-athletes, and coupled with the conference's free online channel, the Big South Network, the league's exposure is now seen by a worldwide audience. Kallander successfully negotiated a seven-year TV deal with ESPN through 2019, which has expanded the number of Big South events on ESPN platforms. Under the agreement, an average total of 62 Big South events will air annually on ESPN outlets, including a minimum 50 exclusive events on ESPN3. In addition,

ESPN now televises six events per season. At least 417 Conference events will appear on ESPN platforms during the life of the deal.

Named the Big South's third commissioner on June 24, 1996, Kallander formed the Big South Marketing Group (BSMG) upon his arrival, a partnership with member institutions that enables the Conference to develop an integrated marketing strategy and offer comprehensive corporate partnership packages. The Big South Business Group (BSBG) was also created, involving the Chief Financial Officers from each member institution. The BSBG explores ways that members can benefit through working together and with Conference corporate partners. Kallander has overseen a revision of the league's governance structure and has been instrumental in securing record sponsorship revenues in the past decade, and has been innovative in developing and executing a public relations plan for the Big South, which has resulted in increased exposure, both on a regional and national level. On the field, the conference has added four Championship sports under Kallander -- men's and women's indoor track & field, football and women's lacrosse.

Nationally, Kallander has been heavily involved in several organizations and committees. He currently sits on the NCAA Football Oversight Committee and served on the NCAA Division I Baseball Committee -- including Chair for the 2011-12 season. He also previously served on the NCAA/USOC Task Force, which examined the decline of Olympic sports programs at the nation's college and universities, chaired the NCAA Olympic Sports Liaison Committee, and served on the NCAA Committee on Women's Athletics.

Kallander came to the Big South after serving as Southwest Conference Commissioner during the 1995-96 season. Under his guidance, the Southwest generated more than \$22 million in revenue, an all-time record. Kallander was also directly responsible for negotiating and implementing television agreements with CBS, Raycom and Prime Sports Southwest for the 1995-96 football and basketball seasons. He successfully administered the league's postseason basketball tournaments, which attracted its largest attendance since 1990, and also served as Tournament Director for the 1996 NCAA Men's Basketball Midwest Region First and Second Round Games in Dallas.

Kallander began his collegiate athletics career at his alma mater, the University of Washington, in 1985, where he served as Director of Advertising & Promotions, as well as Director of Compliance, before joining the Southwest Conference in 1992 as Assistant Commissioner.

Kallander received a Bachelor of Arts Degree in Physical Education in 1980, and a Master of Science Degree in Kinesiology in 1982, from Washington. He is married to the former Lisa Dalosto and has two children, Stefan, 26, and Tristan, 23.

THE KALLANDER FILE

Hometown: Mercer Island, Wash.

Education: B.A. in Physical Education, University of Washington, 1980
M.S. in Kinesiology, University of Washington, 1982

Previous Employment: Commissioner, Southwest Conference
1995-96

Date of Hire: June 24, 1996

Big South Conference Milestones:

- Formation of Big South Marketing Group and the Big South Business Group, resulting in record revenue for the Conference.
- Addition of new members: High Point, Presbyterian College, Gardner-Webb and Longwood, plus the return of charter member Campbell University.
- Aggressive television packages, which include coverage by ESPN, ESPN3, ESPN, FSN South, MASN, SportSouth and Sinclair Broadcast Group/American Sports Network (ASN), which have grown from year-to-year and now include football, men's and women's basketball, baseball, softball, men's and women's soccer, volleyball and women's lacrosse.
- Progressive approach to digital presence, including the addition of live video broadcasts of Big South games and events on the Big South Network, which totals more than 900 annually. Also positioned the Big South Network into free model and accessibility on all mobile platforms.
- Initiation on Strategic Planning process, allowing the League to position itself for future successes and transform itself into the premiere non-FBS conference in the Southeast.
- Addition of four new Championship sports: men's and women's indoor track & field in 1997, football in 2002 and women's lacrosse in 2013.
- Creation and induction of the league's first Hall of Fame class in 2003.
- Enhancement of conference championships.
- Creation of Big South Academic Consortium of Big South Chief Academic Officers and Faculty Athletics Representatives to develop shared academic programs and resources among member institutions.
- Creation of Big South Sportsmanship program and Graduate Fellowship program.

The Big South Conference Hall of Fame was formed as part of the League's 20th anniversary celebration in 2003-04. Each year the Conference will induct up to eight (8) individuals into the Hall of Fame. The Conference Hall of Fame is housed at the League Office in Charlotte, N.C., and features historical timelines, images and artwork of the League's accomplishments and achievements over the years, including All-Americans, Annual Champions and NCAA Championship successes, as well as each enshrinee's plaque.

The inaugural class was inducted in May 2003 and consisted of 11 former student-athletes, coaches and administrators who were integral in the creation, development and early success of the Big South Conference. Inductees are enshrined as part of the League's annual Spring Meetings. The Big South Hall of Fame now boasts 61 members -- including one inducted as a student-athlete and coach. The Hall of Fame did not induct a class in 2009 due to the League's 25th Anniversary celebration during the 2008-09 campaign.

BIG SOUTH CONFERENCE HALL OF FAME INDUCTEES

STUDENT-ATHLETES (43)

Anthonia Akpama, Liberty volleyball (1996-99).....	Inducted 2013
Peter Aluma, Liberty men's basketball (1993-97).....	Inducted 2008
Holly Bottar, Coastal Carolina women's basketball (1988-91).....	Inducted 2004
Tammy Brown, Campbell women's basketball (1987-91).....	Inducted 2006
Amber Campbell, Coastal Carolina women's track & field (2000-04).....	Inducted 2016
Jason Colson, Winthrop baseball (1998-01).....	Inducted 2012
Catherine Conder, Coastal Carolina women's cross country (1994-97).....	Inducted 2010
Doug Day, Radford men's basketball (1989-93).....	Inducted 2005
Robert Dowdell, Coastal Carolina men's basketball (1987-91).....	Inducted 2007
David Doyle, Campbell men's soccer (1983-86).....	Inducted 2015
Tony Dunkin, Coastal Carolina men's basketball (1989-93).....	Inducted 2003
Jessica Falca, Coastal Carolina softball (1996-99).....	Inducted 2011
Katie Feenstra, Liberty women's basketball (2001-05).....	Inducted 2016
Ilona Fekete, UNC Asheville volleyball (1990-92).....	Inducted 2003
Jim Gardas, Charleston Southern men's golf (1996-99).....	Inducted 2010
Vicki Giffin, UNC Asheville women's basketball (1993-97).....	Inducted 2016
Sara Graziano, Coastal Carolina softball (1993-94).....	Inducted 2005
Jeff Greene, Winthrop men's track & field/cross country (1993-95).....	Inducted 2008
Michelle Hall, Coastal Carolina softball (1990-93).....	Inducted 2003
Stephanie Howard, Radford women's basketball (1986-89).....	Inducted 2003
Sherry Johnson, Coastal Carolina softball (1992-95).....	Inducted 2007
Lisa Kemme, Winthrop softball (1988-91).....	Inducted 2003
Emma Kidd, Coastal Carolina women's tennis (1999-02).....	Inducted 2014
Elena Kisseleva, Liberty women's basketball (1996-00).....	Inducted 2011
Bryan Link, Winthrop baseball (1992-95).....	Inducted 2006
Luis Lopez, Coastal Carolina baseball (1991-94).....	Inducted 2004
Tomas Malik, Coastal Carolina men's tennis (1994-97).....	Inducted 2008
Michelle Minton, Coastal Carolina softball (1990-94).....	Inducted 2005
Becky Morgan, UNC Greensboro women's golf (1994-97).....	Inducted 2012
Guy Norcott, Coastal Carolina men's soccer (1989-92).....	Inducted 2010
Hans Olsen, Charleston Southern men's tennis (1989-92).....	Inducted 2006
Kevin Pendley, Winthrop men's golf (1995-98).....	Inducted 2010
Josh Pittman, UNC Asheville men's basketball (1994-98).....	Inducted 2010
Joe Spinks, Campbell men's basketball (1990-94).....	Inducted 2004
Ian Spooner, Radford men's soccer (1991-95).....	Inducted 2013
Dante Washington, Radford men's soccer (1988-92).....	Inducted 2003
Ryan Werner, Liberty men's track & field (1992-96).....	Inducted 2007
Ty Wigginton, UNC Asheville baseball (1996-98).....	Inducted 2011
Shannan Wilkey, Radford women's basketball (1990-94).....	Inducted 2005
Jolene Williams, Coastal Carolina women's cross country/track (1996-00).....	Inducted 2012
Sue Williams, Radford women's soccer (1990-93).....	Inducted 2015
Janet Wooten, Campbell women's golf (1991-94).....	Inducted 2008
Jill Young, UNC Asheville women's soccer (1993-96).....	Inducted 2008

COACHES (8)

Eddie Biedenbach, UNC Asheville men's basketball coach (1996-13).....	Inducted 2015
Alan Connie, Coastal Carolina women's cc/track & field coach (1986-2014).....	Inducted 2016
Dr. Ron Bradley, Radford men's basketball coach (1991-02).....	Inducted 2010
Charlene Curtis, Radford women's basketball coach (1984-90).....	Inducted 2006
Jess Dannelly, Coastal Carolina softball (1988-09).....	Inducted 2015
Gregg Marshall, Winthrop men's basketball coach (1998-07).....	Inducted 2012
Hans Olsen, Charleston Southern men's tennis coach (1997-01).....	Inducted 2006
Jim Settle, Charleston Southern cross country and track coach (1965-92).....	Inducted 2005
Horace Turbeville, Winthrop baseball coach (1978-91).....	Inducted 2007
John Vrooman, Coastal Carolina baseball coach (1975-77, 1987-95).....	Inducted 2004

ADMINISTRATORS/CONTRIBUTORS (9)

Howard Bagwell, Charleston SouthernInducted 2003	Director of Athletics (1965-00)
Big South Conference co-Founder	
Wendell Carr, Campbell.....Inducted 2003	Director of Athletics (1974-92)
Dr. George A. Christenberry, Augusta State.....Inducted 2003	President (1970-86)
Big South Conference Co-Founder/President (1983-86)	
Dr. Donald Dedmon, RadfordInducted 2007	President (1972-94)
Big South Conference President (1986-92)	
Dr. Anthony J. DiGiorgio, Winthrop.....Inducted 2013	President (1989-13)
Big South Conference President (1992-98, 2006-09)	
Jerry Edwards, LibertyInducted 2012	Radio Broadcaster (1981-10)
George F. "Buddy" Sasser, Coastal Carolina.....Inducted 2003	Director of Athletics (1986-89, 1996-99)
Big South Conference Commissioner (1989-96)	
Dr. Edward M. "Dick" Singleton, Coastal CarolinaInducted 2003	Chancellor (1963-83)
Big South Conference Commissioner (1983-89)	
Chuck Taylor, RadfordInducted 2006	Director of Athletics (1974-96)



2013 Hall of Fame Class



2015 Hall of Fame Class



2016 Hall of Fame Class



YOUR FAVORITE TEAM. *ANYTIME. ANYWHERE.*



Roku COMING FALL 2016!

WATCH THE **BIG SOUTH**, FOR **FREE**,
ANYTIME AND ANYWHERE.
AVAILABLE ON **ALL** DEVICES WITH
HUNDREDS OF **LIVE** GAMES ANNUALLY
AND **THOUSANDS** OF ARCHIVED GAMES.



FACEBOOK

/BIGSOUTHSPORTS



TWITTER

/BIGSOUTHSPORTS



INSTAGRAM

@BIGSOUTHSPORTS



SNAPCHAT

@BIGSOUTHSPORTS



YOUTUBE

/BIGSOUTHSPORTS



WEBSITE

/BIGSOUTHSPORTS



First Round
November 26

Second Round
December 3

Quarterfinals
December 9/10

Semifinals
December 16/17

Final
January 7



* Host Institution

All times are Eastern time. Information subject to change.

© 2016 National Collegiate Athletic Association. No commercial use without the NCAA's written permission.

The NCAA opposes all forms of sports wagering.



2016 BIG SOUTH PRESEASON POLL (as voted by Head Coaches and Media Panel)

TEAM (first-place votes)	POINTS
1. Charleston Southern (16).....	106
2. Liberty (1).....	86
3. Kennesaw State (1).....	68
4. Monmouth.....	47
5. Gardner-Webb.....	40
6. Presbyterian College.....	31

2016 NCAA FOOTBALL CHAMPIONSHIP SUBDIVISION INFORMATION

PLAYOFF SELECTION SHOW
Sunday, Nov. 20, 2016 - 11:00am ET (ESPNU)

FIRST ROUND GAMES
Saturday, Nov. 26, 2016
(on campus sites)

SECOND ROUND GAMES
Saturday, Dec. 3, 2016
(on campus sites)

QUARTERFINALS
Friday-Saturday, Dec. 9-10, 2016
(on campus sites)

SEMIFINALS
Friday-Saturday, Dec. 16-17, 2016
(on campus sites)

CHAMPIONSHIP GAME
Saturday, Jan. 7, 2017 - 12:00pm ET (ESPN2)
Toyota Stadium
Frisco, Texas



Toyota Stadium - Frisco, Texas

2016 PRESEASON PLAYERS OF THE YEAR



PRESEASON OFFENSIVE PLAYER OF THE YEAR

Darius Hammond, Charleston Southern
RB, Sr.
(Johnston, S.C.)

PRESEASON DEFENSIVE PLAYER OF THE YEAR

Anthony Ellis
DL, Jr.
(Apopka, Fla.)



2016 PRESEASON ALL-CONFERENCE TEAM

OFFENSE

QB Trey White, Kennesaw State, R-Sr.
RB Darius Hammond, Charleston Southern, Sr.
RB Darrell Bridges, Presbyterian, R-Jr.
WR Zac Parker, Liberty, Sr.
WR Darren Ambush, Monmouth, Sr.
WR Justin Sumpter, Kennesaw State, R-Soph.
TE Joseph Purter, Presbyterian, Sr.
OL Erik Austell, Charleston Southern, R-Sr.
OL Malik Letatau, Kennesaw State, Sr.
OL Jackson Williamson, Charleston Southern, Sr.
OL Alex Thompson, Monmouth, Jr.
OL Caleb Smith, Gardner-Webb, R-Sr.

DEFENSE

DL Anthony Ellis, Charleston Southern, Jr.
DL Darnell Leslie, Monmouth, Sr.
DL JaRon Greene, Liberty, Sr.
DL Obinna Ntiasagwe, Presbyterian, R-Jr.
LB Chad Geter, Gardner-Webb, R-Sr.
LB Solomon Brown, Charleston Southern, R-Soph.
LB Aaron Cook, Gardner-Webb, Sr.
LB Payton Minnich, Monmouth, Sr.
DB Mike Basile, Monmouth, Jr.
DB Troy McGowens, Charleston Southern, Sr.
DB Taylor Henkle, Kennesaw State, R-Soph.
DB Chris Turner, Liberty, R-Jr.

SPECIAL TEAMS

PK Matt White, Monmouth, Jr.
P Trey Turner, Liberty, R-Jr.
LS Joseph Smith, Charleston Southern, R-Sr.
KR Darius Hammond, Charleston Southern, Sr.
PR Darius Hammond, Charleston Southern, Sr.

OPENING KICKOFF

For the first time, the Big South Conference will participate in the third edition of the national season-opening college football game as Charleston Southern will travel to North Dakota State for a match-up with the five-time defending National Champions on Saturday, Aug. 27 at 7:30pm on ESPN. It will also mark the Buccaneers' first-ever appearance on ESPN.

CHARLESTON SOUTHERN PICKED TO WIN IT ALL IN 2016

For the first time, defending conference champion Charleston Southern University has been tabbed the favorite in the Big South Conference's annual preseason football poll for the 2016 campaign, as voted by the league's head coaches and media panel. The Buccaneers won their first outright title last season and were co-champs in 2005.

CHART TOPPERS

Charleston Southern is ranked No. 6 in the preseason FCS Coaches poll and No. 7 in the preseason STATS ranking, the third consecutive year a Big South member has opened the season ranked inside the Top 10.

RANK AND FILE

The Big South has had a football squad nationally-ranked for 65 consecutive weeks now, dating back to Week 9 of the 2011 season (Oct. 24). The conference has had two teams nationally-ranked in the same week 36 times overall in league history -- including 14 consecutive weeks during the 2015 season and 31 times since the start of the 2013 campaign.

CSU'S HAMMOND VOTED PRESEASON OFFENSIVE PLAYER OF THE YEAR

Charleston Southern senior running back **DARIUS HAMMOND** was voted the Big South's 2016 Preseason Offensive Player of the Year. Hammond was the 2015 National FCS All-Purpose Performer of the Year by the College Football Performance Awards after finishing the campaign with 1,865 all-purpose yards and 143.5 yards per game. He earned First-Team All-Big South honors as a punt returner and Second-Team All-Conference accolades as a running back a year ago, and was the league's First-Team punt return selection as a sophomore in 2014. Hammond led Charleston Southern with 856 rushing yards with seven rushing touchdowns last season, and also recorded eight catches for 90 yards and two scores. In addition, he averaged 25.1 yards on his 28 kickoff returns and 15.5 yards on his 15 punt returns. He tallied three 100-yard rushing games in 2015, including a career-high 161 yards on 23 carries at Troy in Week 2. Hammond rushed for 129 yards and a score in CSU's Week 4 win over The Citadel, and hauled in a critical fourth down catch that led to his go-ahead TD in the fourth quarter. Hammond, who is the first CSU player to be voted Preseason Offensive Player of the Year since **COLLIN DRAFTS** in 2006, is the first running back to be the preseason selection since 2012.

BUCS' ELLIS PICKED AS PRESEASON DEFENSIVE PLAYER OF THE YEAR

Charleston Southern junior defensive lineman **ANTHONY ELLIS** was tabbed the Big South's 2016 Preseason Defensive Player of the Year. Ellis emerged as one of the dominant defensive linemen in all of FCS last season as he led the Big South with 17.5 tackles-for-loss and tied for second with 7.0 sacks en route to First-Team All-Big South honors. He tallied 54 tackles (33 solo, 21 assisted) with two forced fumbles, three fumble recoveries, two pass break-ups, one interception and one defensive touchdown. Ellis earned Big South Defensive Player of the Week after a dominant effort in the Bucs' Big South title-clinching contest at Kennesaw State, as he posted 4.0 TFL, one sack and a forced fumble that he returned 61 yards for a score. He recorded five tackles, 0.5 TFL and an interception on the last play of the game in CSU's regular-season win over The Citadel, notched two sacks in CSU's win over Monmouth, had 3.0 TFL plus a crucial fourth quarter sack in a victory over Liberty, and forced two fumbles with one tackle-for-loss and eight stops in Charleston Southern's playoff victory over The Citadel. The first CSU player to be voted Preseason Defensive Player of the Year since current Houston Texan **CHARLES JAMES** in 2012 and the third overall, Ellis collected a season-high 12 tackles, had 3.0 TFL and one sack in the Bucs' FCS quarterfinal appearance at Jacksonville State.

BIG SOUTH BIG SIX

The Big South had six players named preseason All-American by STATS LLC, just one shy of the league record. Charleston Southern led the conference with four honorees -- First-Teamer **ERIK AUSTELL** and Second-Team selections **ANTHONY ELLIS**, **JOSEPH SMITH** and **DARIUS HAMMOND**. Monmouth's **MIKE BASILE** was a Second-Team honoree, while Gardner-Webb linebacker **CHAD GETER** was named to the Third-Team.

HAMMING IT UP

Charleston Southern's **DARIUS HAMMOND** set the Big South single-game record with 295 kickoff return yards in the 2015 FCS quarterfinals against Jacksonville State, and added 91 rushing yards to finish with 386 -- the second-most in a game in league history. Hammond enters 2016 on pace to become the Big South's all-time leader in combined kick return yards, as he is currently fourth with 2,040 and is 685 yards away from breaking the record of 2,724 held by Gardner-Webb's **J.J. HUBBARD**. Meanwhile, Hammond is 907 yards shy from becoming just the eighth player in conference annals with 4,000 career all-purpose yards.

2,000-YARD RUSHING ODYSSEY

Charleston Southern RB **MIKE HOLLOWAY** enters the season as the Big South's active career rushing leader with 1,742, just ahead of Monmouth's **LAVON CHANEY** (1,641). Presbyterian's **DARRELL BRIDGES** is next at 1,461. All three are likely to join the Big South's 2,000-career rushing yard club, which is currently at 19 members. Holloway would become the second Buccaneer on the Big South's all-time rushing list, as would Bridges in regards to Presbyterian. Chaney would be Monmouth's first entry among the conference's 2,000-yard career rushers.

BIRD ON A WIRE -- CAN BUCS MATCH PROGNOSTICATORS??

Preseason Big South favorite Charleston Southern will look to become the just the sixth team to win the outright conference championship after being voted the league's preseason No. 1. The last to achieve the feat was Liberty in 2008. In all, the Big South's preseason favorite has won or shared the title 11 times in the previous 14 years. Below is a year-by-year look at the annual results:

Year	Preseason Favorite	Champion
2002	Gardner-Webb	Gardner-Webb
2003	Gardner-Webb	Gardner-Webb
2004	Gardner-Webb	Coastal Carolina
2005	Coastal Carolina	Coastal Carolina (shared w/CSU)
2006	Coastal Carolina	Coastal Carolina
2007	Liberty	Liberty
2008	Liberty	Liberty
2009	Liberty	Liberty (shared w/SBU)
2010	Liberty	Liberty (shared w/CCU and SBU)
2011	Liberty	Stony Brook
2012	Stony Brook	Stony Brook (shared w/ CCU and LU)
2013	Coastal Carolina	Coastal Carolina (shared w/LU)
2014	Coastal Carolina	Coastal Carolina (shared w/LU)
2015	Coastal Carolina	Charleston Southern
2016	Charleston Southern	???

BIG SOUTH ADVANCES TO QUARTERFINALS FOR THIRD CONSECUTIVE YEAR

The Big South reached the quarterfinal round of the FCS Playoffs for the third consecutive year in 2015 and third time overall. The Big South is one of four FCS conferences to advance to the quarterfinals each year since 2013, joining the CAA, Missouri Valley and Southland. Now 8-10 all-time in the postseason -- including 5-2 at home, the Big South has had a team advance in the FCS Playoffs each of the past five years.

MATCH GAME

The Big South is 11-12 all-time in games involving a ranked member against a nationally-ranked non-conference foe -- including 6-8 in the postseason. Of the 12 losses, eight have been by a touchdown-or-less.

BIG SOUTH ENJOYS ANOTHER SUCCESSFUL NON-CONFERENCE SEASON

The Big South went 14-8 in 22 regular-season games against non-conference FCS opponents last season, the third consecutive year the league posted at least a .600 winning percentage against non-league foes. In 2014, the Big South was 22-5 in the regular-season (24-7 through the postseason) after going 16-9 in regular-season games in 2013 (18-10 overall). The three-year total stands at 52-22 (=70.2) in regular-season competition and 57-27 including postseason games in that span.

THREE'S COMPANY

Charleston Southern will have three active players with 1,000 career rushing yards when **DARIUS HAMMOND** reaches the milestone this season. Hammond needs 37 yards to join **BEN ROBINSON** (1,247) and **MIKE HOLLOWAY** (1,742). The three players have rushed for a combined 3,952 yards and 36 touchdowns on 630 carries -- a combined average of 6.27 yards per carry.

RUSH WEEK

Gardner-Webb QB **TYRELL MAXWELL** enters the season eighth all-time in Big South history for rushing yards by a quarterback with 1,049, while Kennesaw State's **TREY WHITE** is ninth at 964. Both players could eclipse the Big South's career QB rushing record this year, as Maxwell gained 794 on the ground in 2015 while White tallied 964. The league's QB rushing record is 1,785, which was set by VMI's **TIM MAYPRAY**.

WHITE-WASHING

Kennesaw State QB **TREY WHITE** collected four 100-yard rushing games last season, and is just two away from matching the Big South career record for quarterbacks. White is one rushing score shy of becoming the 13th Big South signal-caller with 10 career rushing TDs, and is the only quarterback in league annals with two 3-TD rushing games. White narrowly became the first quarterback in Big South history with 1,000 rushing yards and 1,000 passing yards in the same season in 2015, and will attempt to become the Big South's first QB to rush for at least 800 yards twice.

GEE-WIZ

Gardner-Webb LB **CHAD GETER** is 73 tackles away from becoming the 14th player with 300 career tackles, and would be the fifth linebacker on the all-time list. Geter has accumulated 136 solo tackles and needs 22 to enter the league's Top 10 in that category. Meanwhile, Geter has amassed 27.5 career tackles-for-loss as well as 9.5 sacks. He needs 10.5 TFL to match the Big South career TFL record among linebackers (38.0 - **MARTY PATTERSON**, Gardner-Webb), and 4.5 sacks to equal the linebacker sack record of 14.0, which is held by **MAURICE SIMPKINS** (Coastal Carolina, 2003-05).

TOP CHEF

Gardner-Webb linebacker **AARON COOK** needs six tackles for 200 in his career. He owns 8.0 career sacks, and is two away from becoming the fourth linebacker with double-digit sack totals -- unless teammate **CHAD GETER** (9.5 sacks) reaches the total first.

GOOD WORK YOUNG MAN

The Big South Conference is once again represented among the national candidates for the Allstate AFCA Good Works Team®, as Liberty's **DEXTER ROBBINS** is among the 165 candidates from every subdivision and classification. Gardner-Webb LB **CHAD GETER** was a 2015 nominee. The Big South has had one honoree named to the team -- Charleston Southern's **JORDAN LANCASTER** in 2010.

MAGIC MIKE

Monmouth DB **MIKE BASILE** became just the third defensive back to lead the Big South in total tackles and tackles per game in a season as he finished with 119 and 10.8 per game, respectively, in 2015. He joins **ROBERT MASON** (VMI, 2004) and **MARIO WILLIAMS** (Gardner-Webb, 2002) as the only DBs to pace both categories in the same year. Basile totaled 70 solo tackles last season, tied for the third-most in a campaign, and enters his junior year three stops away from 200 in his career.

BIG SOUTH SENDS TWO TO FCS PLAYOFFS FOR THE THIRD TIME

For the third time in the Big South's six-year AQ history, the conference sent two teams to the FCS Playoffs in the same season in 2015. Champion Charleston Southern claimed the league's automatic bid for the first time and earned the No. 8 seed plus a first round bye -- the Big South's second-ever Top 8 seed. Former member Coastal Carolina received one of the 14 at-large berths.

CHARLESTON SOUTHERN BECOMES THIRD BIG SOUTH MEMBER TO DEFEAT NATION'S NUMBER 1

Charleston Southern's 33-25 win over then-No. 1/2 Coastal Carolina in Week 9 last season marked the third time in Big South history that a league member defeated the No. 1 ranked team in FCS. Coastal was the first in 2005 when the Chanticleers defeated No. 1 James Madison, 31-27, on Sept. 10. Liberty was second when the Flames defeated No. 1 CCU, 15-14, on Nov. 22, 2014. A Big South member has knocked off a nationally-ranked league counterpart at least once in the past 10 seasons (four times last year).

LIBERTY ON CUSP OF 50 BIG SOUTH VICTORIES

Liberty has won a league-high 49 Big South games since the conference started football in 2002. Gardner-Webb is third with 31 Big South wins, followed by Charleston Southern (30).

POINT OF ORDER

Liberty owns the Big South record for most consecutive games with a point scored at 122, while the second-longest active streak belongs to Charleston Southern at 46. In addition, Liberty is the Big South's record holder for most consecutive games scoring in double figures at 66. Meanwhile, Liberty has scored a point in all 68 of its Big South games, the longest such streak in league annals. Of those 68 games, the last 56 have been in double digits. Charleston Southern's current streak of 42 conference games with a point scored is third-longest all-time, just ahead of PC's active streak of 40 games.

SEA SHELLS

Liberty WR **DANTE' SHELLS** has 76 career receptions for 1,406 career yards. He is 24 catches away from joining the Big South's 100-reception club and 594 yards away from 2,000. Shells would become the 13th player with both career milestones once he reaches each total.

MOVING THE CHAINS

Monmouth RB **LAVON CHANEY** is approaching Big South history this season as he enters 2016 in the hunt for the all-time record for receptions and receiving yards by a running back. He is currently third all-time with 72 catches out of the backfield -- just six away from breaking the record of 77 by **DE'ANGELO HENDERSON**. Chaney's 535 career receiving yards are fifth-most among Big South running backs and is 197 away from Henderson's record of 731. Meanwhile, Chaney has thrown for three touchdowns during his time in the Big South, tied with former Liberty WR **ADRIAN HALL** for the most TD passes by a non-quarterback.

STINGINESS

The average margin of victory in the Big South's 21 games of competition last season was 12.8 points -- the third-lowest margin in league annals. The record is 9.4 set in 2006 as part of a 10-game conference season that featured five teams. A league-record 12 of the 21 Big South contests in 2015 were decided by single-digits, bettering the previous record of 11 for such outcomes in 2009.

BIG MEN ON CAMPUS

The six Big South Conference football members have a total of 31 players on its collective rosters weighing at least 300 lbs. Liberty has the most with 11, followed by Gardner-Webb with seven. Last season, the Big South had 33 players at or above the 300-pound threshold among seven members.

THE TALL AND SHORT OF IT

Monmouth TE **SHAWN CLARK** and Presbyterian College OL **TREY COUNTERMAN** are the tallest players in the Big South this season at 6-8. Gardner-Webb OL **MADISON O'CONNOR** is the heaviest player at 364 lbs.

On the lighter side, the shortest player stands at 5-6 -- running backs **KEVIN FICKLIN** (Kennesaw State) and **MICHAEL JOLLY** (Monmouth). Gardner-Webb WR **P.J. TIMS** and Presbyterian College placekickers **ALEXANDER CAUGHMAN** and **JONATHAN KISSENBERTH** weigh the least at 150 lbs. Below is a team-by-team look at all four categories:

School	Shortest	Tallest
CSU	5-7 - three players	6-6 - OL Chris Sullivan (R-Jr.)
GWU	5-8 - two players	6-6 - TE Jackson Goodman (R-Jr.)
KSU	5-6 - RB Kevin Ficklin (R-Fr.)	6-6 - OL Dewey Van Allen (R-So.)
LU	5-8 - three players	6-7 - OL Ernst Anderson (R-Fr.)
MU	5-6 - RB Michael Jolly (Jr.)	6-8 - TE Shawn Clark (So.)
PC	5-8 - WR Shadarius Harvey (Fr.)	6-8 - OL Trey Counterman (R-Fr.)
School	Lightest	Heaviest
CSU	160 - two players	320 - OL Leroy Henry (Fr.)
GWU	150 - WR P.J. Tims (R-Fr.)	364 - OL Madison O'Connor (R-So.)
KSU	160 - RB Chaston Bennett (Sr.)	352 - OL EJ Hurley (R-Fr.)
LU	160 - WR Josh Tully (R-Fr.)	325 - OL Aharown Campbell (R-Sr.)
MU	160 - two players	335 - OL John Gallina (R-Fr.)
PC	150 - two players	325 - OL Trey Counterman (R-Fr.)

***Every Down.
Every Day.™***



NCAA.com/FCS

Big Sky Conference • Big South Conference
Colonial Athletic Association • Ivy League
Mid-Eastern Athletic Conference • Missouri Valley Football Conference
Northeast Conference • Ohio Valley Conference • Patriot League
Pioneer Football League • Southern Conference • Southland Conference
Southwestern Athletic Conference

2016 Composite Schedule



SATURDAY, AUGUST 27

CHARLESTON SOUTHERN at North Dakota State (TV: ESPN)..... 7:30pm

THURSDAY, SEPT. 1

PRESBYTERIAN at Central Michigan (TV: ESPN3)..... 7:00pm

SATURDAY, SEPT. 3

Kentucky State at CHARLESTON SOUTHERN.....11:45am
LIBERTY at Virginia Tech (TV: ACC Network).....12:30pm
MONMOUTH at Lehigh.....12:30pm
GARDNER-WEBB at Elon.....3:30pm
East Tennessee State at KENNESAW STATE (TV: Peachtree TV).... 7:00pm

SATURDAY, SEPT. 10

CHARLESTON SOUTHERN at Florida State (TV: RSN).....12:30pm
PRESBYTERIAN at Chattanooga.....2:00pm
MONMOUTH at Delaware State.....5:00pm
GARDNER-WEBB at Western Carolina.....6:00pm
Point at KENNESAW STATE (TV: Peachtree TV).....7:00pm
Jacksonville at LIBERTY (TV: LFSN).....7:00pm

SATURDAY, SEPT. 17

MONMOUTH at Kent State (TV: ESPN3).....3:30pm
The Citadel at GARDNER-WEBB.....6:00pm
PRESBYTERIAN at Campbell.....6:00pm
LIBERTY at SMU (TV: ESPN3).....7:00pm

SATURDAY, SEPT. 24

CHARLESTON SOUTHERN at MONMOUTH * (TV: ESPN3).....1:00pm
KENNESAW STATE at Duquesne.....1:00pm
Jacksonville State at LIBERTY (TV: LFSN).....7:00pm
Florida Tech at PRESBYTERIAN.....7:00pm
GARDNER-WEBB at Ohio.....TBA

SATURDAY, OCT. 1

Fordham at MONMOUTH (TV: ESPN3).....1:00pm
KENNESAW STATE at Furman.....3:00pm
CHARLESTON SOUTHERN at Coastal Carolina.....6:00pm
Benedict at GARDNER-WEBB.....6:00pm
Robert Morris at LIBERTY (TV: LFSN).....7:00pm

SATURDAY, OCT. 8

Albany State at CHARLESTON SOUTHERN.....11:45am
Missouri S&T at KENNESAW STATE (TV: Peachtree TV).....1:00pm
MONMOUTH at Howard.....1:00pm
PRESBYTERIAN at GARDNER-WEBB * (TV: ESPN3).....6:00pm

THURSDAY, OCT. 13

MONMOUTH at PRESBYTERIAN * (TV: BSN Exclusive)..... 7:00pm

SATURDAY, OCT. 15

Coastal Carolina at GARDNER-WEBB.....1:30pm
LIBERTY at KENNESAW STATE * (TV: ESPN3)..... 7:00pm

SATURDAY, OCT. 22

KENNESAW STATE at GARDNER-WEBB * (TV: ASN).....12:00pm
MONMOUTH at LIBERTY * (TV: LFSN).....3:30pm
PRESBYTERIAN at CHARLESTON SOUTHERN * (TV: ESPN3).....6:00pm

SATURDAY, OCT. 29

Bucknell at CHARLESTON SOUTHERN.....11:45am
KENNESAW STATE at MONMOUTH * (TV: ESPN3).....1:00pm
Coastal Carolina at PRESBYTERIAN.....2:00pm
GARDNER-WEBB at LIBERTY * (TV: BSN Exclusive).....3:30pm

SATURDAY, NOV. 5

GARDNER-WEBB at CHARLESTON SOUTHERN * (TV: ASN).....12:00pm
Clark-Atlanta at KENNESAW STATE (TV: Peachtree TV).....1:00pm
LIBERTY at PRESBYTERIAN * (TV: ESPN3).....2:00pm
MONMOUTH at Coastal Carolina.....2:00pm

SATURDAY, NOV. 12

PRESBYTERIAN at KENNESAW STATE * (TV: ASN).....12:00pm
CHARLESTON SOUTHERN at LIBERTY * (TV: ESPN3).....3:30pm

THURSDAY, NOV. 17

LIBERTY at Coastal Carolina..... 7:00pm

SATURDAY, NOV. 19 (ESPN3 & BSN EXCLUSIVE WILDCARD SELECTION)

KENNESAW STATE at CHARLESTON SOUTHERN *.....11:45am
MONMOUTH at GARDNER-WEBB *.....1:30pm
PRESBYTERIAN at Florida.....TBA

SATURDAY, NOV. 26

NCAA FCS Playoffs - First Round..... TBD

BIG SOUTH MEMBER IN ALL CAPS
* - Big South Conference game
All Times ET and subject to change
Schedule as of August 15, 2016



2016 SCHEDULE

Aug. 27	at North Dakota State.....	7:30pm	1st meeting
Sept. 3	KENTUCKY STATE.....	11:45am	1st meeting
Sept. 10	at Florida State.....	12:30pm	FSU leads series, 1-0
Sept. 24	at Monmouth *.....	1:00pm	CSU leads series, 2-0
Oct. 1	at Coastal Carolina.....	6:00pm	CCU leads series, 8-5
Oct. 8	ALBANY STATE.....	11:45am	1st meeting
Oct. 22	PRESBYTERIAN *.....	6:00pm	PC leads series, 14-9
Oct. 29	BUCKNELL.....	11:45am	1st meeting
Nov. 5	GARDNER-WEBB *.....	12:00pm	GWU leads series, 9-6
Nov. 12	at Liberty *.....	3:30pm	LU leads series, 19-4
Nov. 19	KENNESAW STATE *.....	11:45am	CSU leads series, 1-0

HOME GAME IN ALL CAPS

* - Big South Conference game

All Times EST and subject to change

BUCCANEER QUICK FACTS

Location:.....Charleston, S.C.
 Founded:.....1964
 Enrollment:.....3,596
 Nickname:.....Buccaneers
 School Colors:.....Navy Blue and Gold
 Stadium:.....CSU Stadium (4,000)
 Surface:.....Field Turf
 President:.....Dr. Jairy C. Hunter, Jr. (Appalachian State, 1967)
 Athletics Director:.....Hank Small (Gettysburg, 1969)
 Senior Woman Administrator:.....Ashton Turner
 Faculty Athletics Representative:.....Todd Heldreth
 Athletic Dept. Phone:.....843-863-7678
 Ticket Office Phone:.....843-863-7670
 Website:.....www.csusports.com
 Twitter Feed:.....@csusports

BUCCANEER FOOTBALL FACTS

First Year:.....1991
 Overall All-Time Record:.....110-167 (.397)
 Overall Big South Record:.....30-38 (.441)
 Big South Championships:.....2 (2005, 2016)
 No. Years in FCS Playoffs (Years):.....1
 All-Time FCS Playoff Record:.....1-1
 Last Postseason Appearance:.....2015 NCAA FCS Quarterfinals
at Jacksonville State (L, 38-58)
 2015 Overall Record:.....10-3
 2015 Big South Record (Finish):.....6-0 (1st)
 Final 2015 National Top 25 Rankings:.....#6 - STATS; #7 - FCS Coaches
 Football Office Phone:.....843-863-7119
 Best Time To Reach Coach Jamey Chadwell:.....Contact SID
 Football SID Contact:.....Kevin O'Rourke
 SID Office Phone:.....843-863-7289
 SID Cell Phone:.....843-607-9612
 SID e-mail:.....korourke@csuniv.edu
 SID Fax:.....843-863-7676
 Press Box Phone:.....843-863-7661



2016 TEAM INFORMATION

Primary Offense: Spread Option

Primary Defense: 3-4

Lettermen Returning: 44

18 Offense
 22 Defense
 4 Specialty

Lettermen Lost: 16

7 Offense
 9 Defense
 0 Specialty

Starters Returning: 16

Offense (5)
 RB Darius Hammond, 5-10, 192, Sr.2nd Team All-Big South
 RB Mike Holloway, 5-8, 195, Sr.
 OL Erik Austell, 6-3, 285, R-Sr.1st Team All-Big South
 OL Jackson Williamson, 6-0, 285, Sr.2nd Team All-Big South
 OL Frank Cirone, 6-3, 280, R-Jr.

Defense (7)
 DE Anthony Ellis, 6-1, 245, Jr.1st Team All-Big South
 DT Johnny Robinson, 6-10, 260, Soph.
 BAN Solomon Brown, 6-1, 220, R-Soph.Freshman of the Year
 MLB Zane Cruz, 6-2, 215, Jr.
 CB Troy McGowens, 6-1, 190, Sr.2nd Team All-Big South
 FS Corbin Jackson, 6-0, 195, R-Sr.
 SS D.J. Curl, 5-11, 192, Sr.

Specialty (4)
 PK Tyler Tekac, 6-0, 160, Soph.
 P Truett Burns, 6-0, 172, Sr.
 LS Joseph Smith, 6-3, 200, R-Sr.1st Team All-Big South
 RS Darius Hammond, 5-10, 192, Sr.1st Team All-Big South (PR)

Starters Lost: 10

Offense (6)
 QB Austin Brown.....2nd Team All-Big South
 WR Nathan Perera.....2nd Team All-Big South
 WR Kevin Glears
 TE Nathan Prater
 OL Benny Timmons.....2nd Team All-Big South
 OL Zachary Sibrava

Defense (4)
 DL Caleb Batchelor
 LB Aaron Brown.....1st Team All-Big South
 LB Zack Johnson
 CB Malcolm Jackson.....1st Team All-Big South

Specialty (0)



HEAD COACH

JAMEY CHADWELL

4th season at Charleston Southern
28-10 (.737)

HOMETOWN:

Caryville, Tenn.

ALMA MATER (YEAR):

East Tennessee State (1999)



JAMEY CHADWELL'S HEAD COACHING RECORD

Year	School	Overall	Big South
2009	North Greenville	2-8	
2010	North Greenville	9-3	
2011	North Greenville	11-3	
2012	Delta State	3-8	
2013	Charleston Southern	10-3	3-2
2014	Charleston Southern	8-4	3-2
2015	Charleston Southern	10-3	6-0
Charleston Southern Total		28-10	12-4
Career Total		53-32	

PLAYING CAREER:

Quarterback at East Tennessee State (1995-99)

Quarterback at Anderson County HS (1991-94)

COACHING CAREER:

CHARLESTON SOUTHERN - Head Coach2013-present
Delta State - Head Coach2012
North Greenville - Head Coach2009-11
CHARLESTON SOUTHERN - Assistant Head Coach/WRs2008
CHARLESTON SOUTHERN - WRs/Recruiting Coord.2006-07
CHARLESTON SOUTHERN - Backfield/Recruiting Coord.2004-05
East Tennessee State - QBs/RBs/TEs/Recruiting Coord.2000-03

COACHING & CAREER HIGHLIGHTS:

- Named Charleston Southern's third head coach on Jan. 17, 2013
- Led Buccaneers to first-ever FCS Playoff appearance and the No. 8 national seed in 2015, and reached quarterfinals following 14-6 win over The Citadel
- Just the second coach in Big South history to post 6-0 league record.
- Led Bucs to 33-25 win over No. 1/2 Coastal Carolina in 2015
- CSU set Big South season record in holding five opponents to less than 10 points in 2015
- CSU's 28 wins in Chadwell's three seasons are the most over a two-year stretch in program history
- Enters 2016 with his program having been ranked in national Top 25 polls in 21 of the last 38 weeks, including last eight straight week
- Two-time Big South Coach of the Year (2013, 2015), in addition to two-time finalist for National FCS Coach of the Year and 2013 AFCA Region II Coach of the Year
- First coach in Big South history to win 10 games in first season in the Conference
- Directed team to Big South-record six road wins in 2013
- Member of CSU coaching staff from 2004-08 that clinched share of 2005 Big South Championship
- CSU won 28 games during his five-year tenure as an assistant
- Directed North Greenville to 11-3 record in 2011 and a berth in the NCAA Division II Quarterfinals
- Led Crusaders to first-ever national ranking in 2011 and finished the year ranked No. 12 nationally
- Began collegiate coaching career at his alma mater in 2000
- Four-year letterwinner at ETSU, including two-year starter at QB
- While at ETSU, was a two-time team captain and helped squad reach two SoCon title games

ASSISTANT COACHES & SUPPORT STAFF

Bob Garrett (Winthrop, 1984) - Dir. of High School Relations/Tight Ends
Gabe Giardina (Alabama, 2004) - Offensive Coordinator/Offensive Line
Newland Isaac (Charleston Southern, 2009) - Running Backs
Willy Korn (Clemson, 2010) - Wide Receivers/Recruiting Coordinator
Skylor Magee (Southern Mississippi, 2005) - Defensive Line
Josh Miller (Appalachian State, 2006) - Special Teams/Outside Linebackers
David Padilla (Charleston Southern, 2011) - Kickers & Punters/FB Operations
Chad Staggs (USC Spartanburg, 2000) - Defensive Coordinator/DBs
Mark Tucker (East Tennessee State, 1987) - Quarterbacks
Rod Wilson (South Carolina, 2005) - Inside Linebackers
Malcolm Dixon (Charleston Southern, 2014) - Graduate Assistant - QBs
Tanner Rogers (Charleston Southern, 2014) - Graduate Assistant - DL
Chad Scott - Strength & Conditioning




ALPHABETICAL ROSTER

NO.	NAME	YR	POS	HT	WT	HOMETOWN / PREVIOUS SCHOOL
--	Alexander, Demarius	So.	LB	5-10	200	Camden, S.C. / Camden
17	Allen, Adam	Jr.	RB	5-10	210	Aiken, S.C. / South Aiken
62	Atkinson, Tanner	So.	LB	5-10	240	Buffalo, N.Y. / Iroquois
76	Austell, Erik	R-Sr.	OT	6-3	285	Warner Robbins, Ga. / Central Fellowship Chr. Acad.
59	Bailey, Markeith	R-Sr.	LB	6-1	232	Holly Hill, S.C. / Lake Marion
14	Barnwell, Alan	Sr.	RB	5-10	180	Burlington, N.C. / Cummings (Charlotte)
25	Bell, Josh	Fr.	DB	5-10	165	Ridgeway, S.C. / Fairfield Central
54	Bostwick, Gage	R-So.	OL	6-2	275	Altamonte Springs, Fla. / Lake Brantley
60	Brannon, Caleb	R-So.	OL	6-0	295	Spartanburg, S.C. / Dorman
84	Brown, Kamaron	R-Fr.	WR	6-3	200	Beech Island, S.C. / Midland Valley
--	Brown, Malik	Fr.	LB	5-11	190	Charleston, S.C. / West Ashley
34	Brown, Solomon	R-So.	LB	6-1	220	Central, S.C. / Daniel
13	Bucenell, Shane	R-Fr.	QB	5-11	190	Wesley Chapel, Fla. / Wiregrass Ranch
46	Burns, Truett	Sr.	P	6-0	172	Clinton, S.C. / Clinton HS
86	Cagle, Stephen	R-Sr.	TE	6-4	245	Lexington, S.C. / AC Flora
51	Cain, Cam	So.	DB	5-11	165	Columbia, S.C. / Spring Valley
18	Chambers, Jack	Fr.	QB	5-10	170	Lilburn, Ga. / Parkview
72	Cirone, Frank	R-Jr.	OL	6-3	280	Naples, Fla. / Naples HS
19	Copeland, Kyle	R-Jr.	QB	6-1	196	Arp, Texas / Arp (Air Force Prep)
49	Cruz, Evan	Fr.	ATH	5-8	170	Viera, Fla. / Viera
43	Cruz, Zane	Jr.	LB	6-2	215	Jacksonville, Fla. / Yulee
4	Curl, D.J.	Sr.	DB	5-11	192	Hampton, Ga. / Eagles Landing Christian Acad.
--	Darquzas, Dylan	So.	QB	5-11	195	Sunset Beach, N.C. / West Brunswick
16	Davis, Saire	So.	WR	6-2	170	Byron, Ga. / Peach County
80	Dinkins, Kevin	Jr.	WR	5-10	185	Lawtey, Fla. / Bradford
77	Downer, Jarrod	R-Fr.	OL	6-3	265	Swainsboro, Ga. / Emmanuel County Institute
32	Earl, Jonathan	Fr.	LB	5-10	210	Cayce, S.C. / Airport
8	Ellis, Anthony	Jr.	DL	6-1	245	Apopka, Fla. / Apopka
78	Evans, Zack	R-Fr.	OL	6-2	285	Florence, S.C. / South Florence
42	Fraiese, Kelan	So.	RB	5-7	170	Dacula, Ga. / Dacula
94	Funnye, Eishaun	R-Fr.	DL	6-2	295	Hemingway, S.C. / Hemingway
91	Garibay, Jacob	R-Fr.	DL	6-1	230	Hanahan, S.C. / Hanahan
68	Gold, Joe	R-So.	OL	6-3	270	Fort Myers, Fla. / South Ft. Myers (Florida Atlantic)
30	Graves, Nick	Fr.	DB	6-1	165	Lexington, S.C. / Lexington
95	Hambrick-Crawford, Ramel	R-So.	DL	6-0	280	Atlanta, Ga. / Tucker
12	Hamilton, Chanin	So.	RB	5-10	198	Vienna, Ga. / Dooley County
24	Hammond, Darius	Sr.	RB	5-10	192	Johnston, S.C. / Strom Thurmond
--	Hammond, Quinlan	So.	DB	6-2	190	Nakina, S.C. / South Columbus
65	Haralambis, Stephen	So.	OL	6-3	270	Chapin, S.C. / Chapin
47	Harrelson, Seth	R-Sr.	LB	6-1	200	Florence, S.C. / Florence Christian
36	Harris, Ronnie	R-Fr.	RB	5-10	205	Richmond Hill, Ga. / Richmond Hill
88	Hatten, Travay	R-Fr.	TE	6-4	220	Pageland, S.C. / Central
74	Henry, Leroy	Fr.	OL	6-2	320	St. Cloud, Fla. / St. Cloud
6	Holloway, Mike	Sr.	RB	5-8	195	Stone Mountain, Ga. / Arabia Mountain HS
29	Hopkins, Shadarius	So.	DB	5-10	185	Winnsboro, S.C. / Fairfield Central
23	Jackson, Corbin	R-Sr.	DB	6-0	195	Marietta, Ga. / Sprayberry HS
9	Jenkins, Chris	R-Sr.	WR	5-8	185	Eutawville, S.C. / Lake Marion
84	Johnson, Craig	R-Fr.	LB	6-2	205	Swansea, S.C. / Swansea
5	Johnson, London	R-Fr.	QB	6-0	190	Clio, S.C. / Marlboro County
3	Jones III, Larry	R-Sr.	WR	6-2	200	Jacksonville, Fla. / Paxon HS
92	Junious, Josh	So.	OL	5-9	260	Columbia, S.C. / Richland Northeast

NO.	NAME	YR	POS	HT	WT	HOMETOWN / PREVIOUS SCHOOL
85	Karnap, Taylor	Fr.	WR	6-1	170	Myrtle Beach, S.C. / Socastee
99	Kennedy, David	Jr.	K/P	5-11	185	Summersville, S.C. / Summersville
11	Korn, Colton	Sr.	WR	6-0	190	Duncan, S.C. / Byrnes HS
81	Martin, Matthew	Fr.	WR	6-0	175	Anderson, S.C. / Westside
28	Mathis, Lorenzo	R-Jr.	DB	5-11	180	Greenwood, S.C. / Greenwood HS
--	Maxberry, Joey	So.	LB	6-4	215	Columbia, S.C. / Spring Valley
7	McGowens, Troy	Sr.	DB	6-1	190	Easley, S.C. / Easley HS
87	Means-Campbell, Dequan	So.	WR	6-1	165	Spartanburg, S.C. / Spartanburg
--	Merritt, Christian	So.	WR	5-10	200	Easley, S.C. / Wren
61	Miller, Grayson	So.	DL	6-0	230	Manchester, Tenn. / Coffee County Central
--	Minter, Dontae	So.	OL	6-0	270	Richmond, Ky. / Madison Central
10	Mitchell, Robert	Jr.	QB	6-0	220	Beaumont, Texas / Beaumont Central (Blinn)
40	Oliver, Noah	R-So.	DL	6-3	265	Altamonte Springs, Fla. / Lake Brantley
69	Ray, Ethan	Fr.	LS	6-0	185	Boiling Springs, S.C. / Boiling Springs
96	Ray, RaSean	R-So.	DE	6-3	250	Jacksonville, Fla. / Fletcher HS
63	Reighard, Kyle	So.	K	6-2	185	Salem, Va. / Salem
2	Robinson, Ben	Sr.	RB	5-7	183	Tallahassee, Fla. / Lincoln HS
98	Robinson, Johnny	So.	DL	6-1	260	Apopka, Fla. / Apopka
19	Royer, Demetri	R-Fr.	DB	6-0	195	Clearwater, Fla. / Clearwater Central Catholic
41	Ruff, Bobby	Jr.	LB	6-3	210	Charleston, S.C. / West Ashley
--	Salley, Nick	Fr.	LB	5-10	165	Walterboro, S.C. / Colleton Co.
57	Sands, Nick	R-So.	LB	6-1	245	Greer, S.C. / Eastside
64	Sayegh, Landon	R-So.	LB	5-9	215	Simpsonville, S.C. / Hillcrest
--	Schwartz, Garri	Fr.	WR	5-10	160	Bamberg, S.C. / Bamberg Ehrhardt
15	Scotland, Jared	R-Jr.	WR	5-11	188	Hartwell, Ga. / Hart County
83	Scott, Qua-Vonn	R-Fr.	TE	6-1	230	Athens, Ga. / Clarke Central
67	Shuler, Noah	Sr.	RB	5-7	215	Goose Creek, S.C. / Stratford
33	Slaton, Jonathan	Jr.	DB	5-10	180	Lithonia, Ga. / Arabia Mountain
79	Smith, Brackin	R-Fr.	DL	6-3	270	Bogart, Ga. / North Oconee
48	Smith, Joseph	R-Sr.	LS	6-3	200	Easley, S.C. / Easley
5	Sosebee, J.D.	R-Fr.	LB	6-1	220	Gainesville, Ga. / Gainesville
37	Stanley, Jarrod	Fr.	DB	5-9	165	Fairburn, Ga. / Creekside
30	Streat, D'Andre	So.	DL	6-2	245	James Island, S.C. / James Island Charter
75	Sullivan, Chris	R-Jr.	OL	6-6	260	Greenville, S.C. / Mauldin HS
82	Talbott, Austin	R-Sr.	WR	5-10	190	Jupiter, Fla. / Jupiter Christian
56	Taylor, Mike	R-So.	DL	6-3	250	Fairfax, S.C. / Allendale Fairfax
97	Tekac, Tyler	So.	K	6-0	160	Goose Creek, S.C. / Stratford
1	Thomas, Raymere	Sr.	CB	5-11	175	Suwanee, Ga. / Collins Hill HS
93	Thompson, Alex	R-So.	OL	6-2	270	Spartanburg, S.C. / Spartanburg High
45	Timoshchuk, Nikolay	Sr.	LB	6-2	225	Chattanooga, Tenn. / Central
73	Tononi, Nick	R-So.	OL	5-11	260	North Charleston, S.C. / Fort Dorchester
44	Turner, Gerald	Jr.	DL	6-2	250	Goose Creek, S.C. / Goose Creek (S. Carolina)
22	Wall, Geoffrey	Fr.	WR	5-9	175	High Point, N.C. / High Point Central
38	Ward, Jordan	Jr.	LB	6-3	195	Georgetown, S.C. / Georgetown High
29	White, Quan	R-Fr.	DB	6-1	190	Greenville, S.C. / Christ Church
--	White, Travis	So.	OL	6-0	250	York, S.C. / York
35	Williams, Stefan	Fr.	LB	6-0	215	Arcadia, Fla. / Desoto
58	Williamson, Jackson	Sr.	C	6-0	285	Macon, Ga. / Jones County HS
52	Wilson, Blake	Jr.	LB	6-2	225	San Diego, Calif. / East Lake (Southwestern JC)
26	Wilson, Terrance	Fr.	RB	5-9	175	Batesburg, S.C. / Batesburg Leesville

#24 DARIUS HAMMOND SR • RB • 5-10 • 192



NOTES: Named the 2015 CFPA FCS All-Purpose Performer of the Year ... 1st Team All-Big South pick at PR; 2nd Team at RB ... Ranked 17th nationally in all-purpose yards, averaging 143.5 YPG ... Recorded three 100-yard rushing days ... Leading rusher on nation's No. 19 rushing offense ... Had 161 yards and averaged 7.0 yards per carry against Troy ... Had 15 carries for 129 yards on 15 carries and 12-yard TD vs. Citadel ... Accounted for 386 all-purpose yards vs. Jacksonville State in FCS quarterfinals.

#8 ANTHONY ELLIS JR • DL • 6-1 • 245



NOTES: 1st Team All-Big South ... Led Big South in with 17.5 tackles-for-loss and finished tied for second in sacks with 7.0 ... Recorded 10.0 TFL in league games ... Teamed with Solomon Brown to give Bucs one of FCS's best pass rushing duos ... Part of defense that allowed 228 ypg in Big South play, 92 fewer than the league's No. 2 defense (PC) ... Had 61-yard fumble return for TD at Kennesaw State ... Posted 8 tackles, TFL, 2 FF in playoff win over The Citadel as CSU held nation's top-rushing offense to 199 yards.

2015 INDIVIDUAL STATISTICAL LEADERS

RUSHING	GP	Att	Gain	Loss	Net	Avg	TD	Long	Avg/G
DARIUS HAMMOND	13	145	880	24	856	5.9	7	60	65.8
MIKE HOLLOWAY	11	119	746	15	731	6.1	12	73	66.5
BEN ROBINSON	11	67	440	18	422	6.3	4	50	38.4
KYLE COPELAND	9	68	295	48	247	3.6	2	40	27.4
ALAN BARNWELL	10	39	210	15	195	5.0	1	18	19.5

PASSING	GP	Effic	Cmp-Att-Int	Pct	Yds	TD	Lng	Avg/G
Austin Brown	12	117.05	107-211-7	50.7	1401	11	47	116.8
KYLE COPELAND	9	156.15	31-52-1	59.6	425	5	35	47.2
Daniel Croghan III	6	85.28	5-10-0	50.0	42	0	21	7.0

RECEIVING	GP	No.	Yds	Avg	TD	Long	Avg/G
Nathan Perera	13	39	595	15.3	5	35	45.8
COLTON KORN	13	21	235	11.2	1	26	18.1
KENNY DINKINS	11	18	333	18.5	4	47	30.3
MIKE HOLLOWAY	11	16	146	9.1	1	38	13.3
Nathan Prater	12	9	114	12.7	1	18	9.5
Kevin Glears	13	9	87	9.7	0	26	6.7

PUNT RETURNS	No.	Yds	Avg	TD	Long
DARIUS HAMMOND	14	217	15.5	0	53

INTERCEPTIONS	No.	Yds	Avg	TD	Long
ZANE CRUZ	1	9	9.0	0	9
LARENZO MATHIS	1	87	87.0	1	87
D.J. CURL	1	14	14.0	0	14
TROY MCGOWENS	1	2	2.0	0	2
SOLOMON BROWN	1	28	28.0	1	28

KICKOFF RETURNS	No.	Yds	Avg	TD	Long
DARIUS HAMMOND	28	702	25.1	0	84

SCORING	TD	FGs	Kick	Rush	Rcv	Pass	DXP	Saf	Pts
MIKE HOLLOWAY	13	0-0	0-0	0-0	0	0-0	0	0	78
DARIUS HAMMOND	9	0-0	0-0	0-0	0	0-0	0	0	54
TYLER TEKAC	0	7-11	27-30	0-0	0	0-0	0	0	48
Nathan Perera	5	0-0	0-0	0-1	0	0-1	0	0	30
BEN ROBINSON	5	0-0	0-0	0-0	0	0-0	0	0	30

TOTAL OFFENSE	GP	Plays	Rush	Pass	Total	Avg/G
Austin Brown	12	286	147	1401	1548	129.0
DARIUS HAMMOND	13	145	856	0	856	65.8
MIKE HOLLOWAY	11	119	731	0	731	66.5
KYLE COPELAND	9	120	247	425	672	74.7
BEN ROBINSON	11	67	422	0	422	38.4

PUNTING	No.	Yds	Avg	Long	TB	FC	I20	Bkd
TRUETT BURNS	59	2061	34.9	57	1	12	20	0
DAVID KENNEDY	6	239	39.8	45	2	0	0	0

ALL PURPOSE	GP	Rush	Rec	PR	KOR	IR	Tot	Avg/G
DARIUS HAMMOND	13	856	90	217	702	0	1865	143.5
MIKE HOLLOWAY	11	731	146	0	49	0	926	84.2
Nathan Perera	13	0	595	0	-2	0	593	45.6
BEN ROBINSON	11	422	39	0	0	0	461	41.9
KENNY DINKINS	11	0	333	0	0	0	333	30.3

TACKLES	GP	SOLO	AST	TOT	TFL-YDS	SK-YDS
Aaron Brown	13	35	53	88	7.5-23	1.0-3
SOLOMON BROWN	13	35	35	70	12.5-46	7.0-35
ZANE CRUZ	13	31	33	64	4.5-8	.
CORBIN JACKSON	13	30	27	57	2.5-7	.
ANTHONY ELLIS	13	33	21	54	17.5-84	7.0-50
Zack Johnson	13	28	22	50	8.0-29	1.0-3
D.J. CURL	13	30	19	49	2.5-6	1.0-2
Malcolm Jackson	13	34	13	47	4.5-14	.

2016 returnees in ALL CAPS

2015 TEAM STATISTICS

	CSU	OPP
SCORING	368	282
Points Per Game	28.3	21.7
Points Off Turnovers	62	65
FIRST DOWNS	258	191
Rushing	146	99
Passing	92	80
Penalty	20	12
RUSHING YARDAGE	2799	1912
Yards gained rushing	3094	2328
Yards lost rushing	295	416
Rushing Attempts	581	477
Average Per Rush	4.8	4.0
Average Per Game	215.3	147.1
TDs Rushing	30	23
PASSING YARDAGE	1868	1884
Comp-Att-Int	143-273-8	178-306-8
Average Per Pass	6.8	6.2
Average Per Catch	13.1	10.6
Average Per Game	143.7	144.9
TDs Passing	16	8
TOTAL OFFENSE	4667	3796
Total Plays	854	783
Average Per Play	5.5	4.8
Average Per Game	359.0	292.0
KICK RETURNS: #-Yards	34-804	56-1044
PUNT RETURNS: #-Yards	14-217	15-227
INT RETURNS: #-Yards	8-158	8-179
KICK RETURN AVERAGE	23.6	18.6
PUNT RETURN AVERAGE	15.5	15.1
INT RETURN AVERAGE	19.8	22.4
FUMBLES-LOST	14-7	21-11
PENALTIES-Yards	78-609	71-611
Average Per Game	46.8	47.0
PUNTS-Yards	65-2300	71-2679
Average Per Punt	35.4	37.7
Net punt average	31.0	34.4
KICKOFFS-Yards	68-3673	59-3454
Average Per Kick	54.0	58.5
Net kick average	35.4	36.4
TIME OF POSSESSION/Game	33:13	26:47
3RD-DOWN Conversions	66/172	56/172
3rd-Down Pct	38%	33%
4TH-DOWN Conversions	13/22	10/27
4th-Down Pct	59%	37%
SACKS BY-Yards	25-154	14-89
MISC YARDS	0	0
TOUCHDOWNS SCORED	50	36
FIELD GOALS-ATTEMPTS	8-14	10-14
ON-SIDE KICKS	1-2	1-1
RED-ZONE SCORES	(39-48) 81%	(25-33) 76%
RED-ZONE TOUCHDOWNS	(32-48) 67%	(19-33) 58%
PAT-ATTEMPTS	(40-45) 89%	(32-34) 94%
ATTENDANCE	26921	368858
Games/Avg Per Game	6/4487	7/52694

SCORE BY QUARTERS	1st	2nd	3rd	4th	OT	Total
Charleston Southern	67	124	88	89	--	368
Opponents	90	62	47	83	--	282

2015 RESULTS (10-3, 6-0 Big South)

Sept. 3	NORTH GREENVILLE	W, 41-14
Sept. 12	at Troy	L, 16-44
Sept. 17	EAST TENNESSEE STATE	W, 47-7
Sept. 26	at The Citadel	W, 33-20
Oct. 10	MONMOUTH *	W, 37-7
Oct. 17	at Presbyterian *	W, 10-7
Oct. 24	at Gardner-Webb *	W, 34-0
Oct. 31	#1/2 COASTAL CAROLINA *	W, 33-25
Nov. 7	at Kennesaw State *	W, 28-14
Nov. 14	LIBERTY *	W, 31-24
Nov. 21	at Alabama (#2/3/3)	L, 6-56
Dec. 5	#18/18 THE CITADEL \$	W, 14-6
Dec. 11	at #1/1 Jacksonville State \$	L, 38-58

* - Big South Conference game
\$ - FCS Playoff game

HOME GAME IN ALL CAPS

2016 SCHEDULE

Sept. 3	at Elon	3:30pm	ELON leads series, 20-9
Sept. 10	at Western Carolina	6:00pm	WCU leads series, 3-2
Sept. 17	THE CITADEL	6:00pm	CIT leads series, 1-0
Sept. 24	at Ohio	TBA	OHIO leads series, 2-0
Oct. 1	BENEDICT	6:00pm	1st meeting
Oct. 8	PRESBYTERIAN *	6:00pm	GWU leads series, 20-18
Oct. 15	COASTAL CAROLINA	1:30pm	CCU leads series, 11-2
Oct. 22	KENNESAW STATE *	12:00pm	KSU leads series, 1-0
Oct. 29	at Liberty *	3:30pm	LU leads series, 12-9-1
Nov. 5	at Charleston Southern *	12:00pm	GWU leads series, 9-6
Nov. 19	MONMOUTH *	1:30pm	MU leads series, 2-0

HOME GAME IN ALL CAPS

* - Big South Conference game

All Times EST and subject to change

RUNNIN' BULLDOG QUICK FACTS

Location:.....Boiling Springs, N.C.
 Founded:.....1905
 Enrollment:.....4,970
 Nickname:.....Runnin' Bulldogs
 School Colors:.....Scarlet and Black
 Stadium:.....Ernest W. Spangler Stadium (8,000)
 Surface:.....Artificial Turf
 President:.....Dr. Frank Bonner (Furman, 1969)
 Athletics Director:.....Chuck Burch (Gardner-Webb, 1979)
 Senior Woman Administrator:.....Pam Scruggs
 Faculty Athletics Representative:.....Chris Davis
 Athletic Dept. Phone:.....704-406-4340
 Ticket Office Phone:.....704-406-3576
 Website:.....www.gwusports.com
 Twitter Feed:.....@GWUsports

RUNNIN' BULLDOG FOOTBALL FACTS

First Year:.....1970
 Overall All-Time Record:.....238-255-1 (.483)
 Overall Big South Record:.....31-37 (.456)
 Big South Championships:.....2 (2002, 2003)
 No. Years in FCS Playoffs (Years):.....none
 All-Time FCS Playoff Record:.....n/a
 Last Postseason Appearance:.....1992 NAIA Championship Bowl
vs. Central State (L, 16-19)
 2015 Overall Record:.....4-7
 2015 Big South Record (Finish):.....2-4 (T-5th)
 Final 2015 National Top 25 Rankings:.....none
 Football Office Phone:.....704-406-4344
 Best Time To Reach Coach Carroll McCray:.....Contact SID
 Football SID Contact:.....Marc Rabb
 SID Office Phone:.....704-406-4355
 SID Cell Phone:.....704-974-3662
 SID e-mail:.....mrabb@gardner-webb.edu
 SID Fax:.....704-406-4739
 Press Box Phone:.....704-406-3576



2016 TEAM INFORMATION

Basic Offense: Spread

Basic Defense: 3-4

Lettermen Returning: 54

21	Offense
26	Defense
5	Specialty

Lettermen Lost: 17

9	Offense
4	Defense
2	Specialty



Starters Returning: 21

Offense (9)	
QB	Tyrell Maxwell, 6-2, 218, Jr.
RB	Kerry Bernard, 5-9, 195, Jr.
WR	Adonus Lee, 6-4, 212, Soph.
WR	Jacob Henderson, 5-10, 182, Jr.
TE	Mike Estes, 6-4, 230, R-Sr.1st Team All-Big South
OL	Will Millikan, 6-3, 301, Soph.
OL	Caleb Smith, 6-3, 325, R-Sr.
OL	David Sutton, 6-3, 295, R-Sr.
OL	Jordan Stalker, 6-5, 288, Sr.

Defense (6)

DE	Laron Glenn, 6-2, 271, Jr.
LB	Aaron Cook, 6-1, 235, Sr.2nd Team All-Big South
OLB	Chad Geter, 6-2, 253, R-Sr.1st Team All-Big South
CB	Angel Guzman, 5-10, 192, R-Jr.
CB	Trey Lucas, 5-11, 2014, R-Jr.
S	Spencer Havird, 6-2, 202, R-Jr.

Specialty (6)

PK	Paul Schumacher, 5-10, 175, Jr.
P	Andrew Komornik, 6-5, 263, R-Jr.
LS	James Needham, 6-1, 232, Sr.
KR	Robert McKoy, 5-11, 192, Soph.
PR	Jacob Henderson, 5-10, 182, Jr.

Starters Lost: 7

Offense (2)	
RB	Bobby Clark
OL	Dylan Hopper

Defense (5)

NG	O.J. Mau1st Team All-Big South
DL	Phillip Fata
DE	Jebrai Regan
ILB	Tanner Burch
LB	Azziz Higgins
CB	Ivan Toomer

Specialty (0)



HEAD COACH

CARROLL McCRAY

4th season at Gardner-Webb
15-20 (.429)

HOMETOWN:


Monroe, N.C.

ALMA MATER (YEAR):

Gardner-Webb (1983)

PLAYING CAREER:

Offensive Lineman at Gardner-Webb (1979-82)



CARROLL McCRAY'S COLLEGIATE HEAD COACHING RECORD

Year	School	Overall	Big South
2003	Austin Peay	4-7	
2004	Austin Peay	2-9	
2005	Austin Peay	2-9	
2006	Austin Peay	3-8	
2012	North Greenville	5-6	
2013	Gardner-Webb	7-5	2-3
2014	Gardner-Webb	4-8	0-5
2015	Gardner-Webb	4-7	2-4
Gardner-Webb Total		15-20	4-12
Career Total		31-59	

COACHING CAREER:

GARDNER-WEBB - Head Coach.....	2013-present
North Greenville - Head Coach.....	2012
Mercer - Associate Head Coach.....	2011
Furman - Offensive Line.....	2007-10
Austin Peay - Head Coach.....	2003-06
Mississippi State - Offensive Line.....	2001-02
Samford - Offensive Line.....	1994-00
South Carolina - Offensive Line/TEs/H-Backs.....	1989-93
Appalachian State - Outside Linebackers.....	1985-87
Appalachian State - Graduate Assistant/TEs/OTs.....	1984

COACHING & CAREER HIGHLIGHTS:

- Named Gardner-Webb's ninth head coach on Jan. 28, 2013
- In first season, directed GWU to its most wins since 2003
- Runnin' Bulldogs became first Big South team in League history to defeat nationally-ranked teams in consecutive weeks in 2013
- Has led GWU to four wins over nationally-ranked programs in his three seasons -- all over Top 15 teams, including three in his first year at the helm
- In his three seasons, has coached two National Player of the Year candidates in addition to the 2013 FCS Defensive Lineman of the Year
- First GWU coach to post a winning record in his first year since 1997
- Is first GWU alumnus to serve as head football coach since **WOODY FISH** (1984-96)
- Led North Greenville to five wins in final six games of 2012 season
- Spent one season at Mercer assisting with the program's start-up efforts
- Helped Furman to three winning seasons in four years, while Samford posted winning records in five of his seven seasons on staff
- Served as an assistant under current VMI head coach **SPARKY WOODS** while at Appalachian State and South Carolina
- Tutored NFL first round draft pick **EARNEST DYE** while at South Carolina
- Part of Mountaineers' staff that won two SoCon titles as well as playoff appearances in 1986 and 1987
- Was a three-year letterwinner at Gardner-Webb, helping the Runnin' Bulldogs to a 7-3 record as a senior in 1982 -- the program's first winning season since 1977
- Is an ordained Baptist deacon

ASSISTANT COACHES & SUPPORT STAFF

Chris Grimes (Tennessee Tech, 2008) - Secondary
 Travis Cunningham (Gardner-Webb, 2003) - Defensive Coordinator/ILBs
 La'Donte Harris (Clemson, 2008) - Receivers
 Brett Hickman (East Carolina, 2009) - RBs/TEs/Special Teams
 Trey McCray (Furman, 2011) - Outside Linebackers
 Issac Mooring (North Carolina, 2003) - Defensive Line
 Brett Nichols (South Carolina, 2006) - Offensive Coordinator/QBs
 Kenny Ray (Southern Mississippi, 1995) - Assistant Head Coach/OL
 Deshon Baylock - Football Operations
 Carlo Jimenez - Offensive Graduate Assistant/Video Coordinator
 Jimmy Laughlin - Defensive Graduate Assistant
 Kevin Jones - Head Athletic Trainer



ALPHABETICAL ROSTER

NO.	NAME	YR	POS	HT	WT	HOMETOWN / PREVIOUS SCHOOL
6	Adams, Thomas	R-Jr.	DB	6-2	199	Memphis, Tenn. / Central HS
10	Arrington, Chase	R-Jr.	QB	6-0	208	Sanford, N.C. / Lee County HS
56	Bennett, Alan	R-Fr.	LB	5-11	206	Asheboro, N.C. / Asheboro HS
21	Bernard, Kerry	Jr.	RB	5-9	195	Orlando, Fla. / Dr. Phillips HS
18	Blackmon, Jonathan	So.	RB	6-0	182	Fayetteville, N.C. / Terry Sanford HS
2	Brice, Trey	R-So.	WR	6-0	175	Gastonia, N.C. / Ashbrook HS
75	Briggs, Brayden	R-Fr.	OL	6-3	292	McCalla, Ala. / McAdory HS
52	Buchanan, Mason	R-So.	LB	5-10	201	Hartwell, Ga. / Hart County HS
28	Cagle, Jayln	Fr.	RB	5-11	195	Kannapolis, N.C. / A.L. Brown HS
22	Carter, Josh	So.	CB	5-11	186	Bristow, Va. / Fork Union Military Academy
8	Carter, Tysean	Fr.	RB	5-8	185	Fairborn, Ga. / Creekside HS
19	Chapman, Caleb	R-So.	TE/HB	6-3	230	Ft. Myers, Fla. / Akron
49	Cochran, Dalton	R-Jr.	DE	6-1	232	Shelby, N.C. / Crest HS
61	Collins, Braylin	R-Fr.	WR	6-1	180	Duncan, S.C. / Byrnes HS (Eastern Michigan)
26	Cook, Aaron	Sr.	LB	6-1	235	Edgefield, S.C. / Strom Thurmond HS
61	Covington, Kwasi	R-Jr.	OL	6-0	306	Fayetteville, N.C. / E.E. Smith HS
58	Cunningham, Michael	R-Sr.	LB	6-0	227	Lincolnton, N.C. / Lincolnton HS
1	Dozier, Triston	So.	CB	6-0	170	LaGrange, Ga. / LaGrange HS
51	Dunbar, Kenyatta	Jr.	LB	5-11	204	Edgefield, S.C. / Strom Thurmond HS
17	Edwards, Ali	R-Fr.	CB	6-0	182	Sugar Hill, Ga. / North Gwinnett HS
82	Ellis II, James	Fr.	WR	6-2	190	Greensboro, N.C. / Page HS
83	Estes, Mike	R-Sr.	TE	6-4	230	Raleigh, N.C. / Athens Drive HS
71	Eudy, Charlie	R-So.	OL	6-2	280	Locust, N.C. / West Stanley HS
9	Foster, Jaylan	Fr.	ATH	6-0	190	Duncan, S.C. / Byrnes HS
95	Fuimaono, P.J.	Jr.	DE	6-1	282	Pago Pago, American Samoa / Mt. San Antonio Col.
38	Geter, Chad	R-Sr.	LB	6-2	253	Irmo, S.C. / Dutch Fork HS
94	Glenn, Laron	Jr.	DE	6-2	271	Charlotte, N.C. / West Mecklenburg HS
88	Goodman, Jackson	R-Jr.	TE	6-6	234	Smithfield, Va. / Isle of Wight Academy
35	Gordon, Donte'	Jr.	LB	6-0	253	Buford, Ga. / Buford HS
47	Grant, Johnathan	Fr.	TE	6-3	215	Dacula, Ga. / Dacula HS
36	Guzman, Angel	R-Jr.	CB	5-10	192	Ft. Lauderdale, Fla. / University School
43	Hampton, Jake	Fr.	LB	5-11	210	Tampa, Fla. / Sickles HS
3	Havird, Spencer	R-Jr.	DB	6-2	202	San Diego, Calif. / Valhalla HS
80	Henderson, Jacob	Jr.	WR	5-10	182	Waxhaw, N.C. / Marvin Ridge HS
39	Horne, Corey	So.	LB	6-0	215	Guyton, Ga. / South Effingham HS
7	Horton, Kyle	So.	WR	5-11	170	Charlotte, N.C. / Mallard Creek HS
32	Howard, Rob	R-Sr.	OLB	6-0	221	Waynesville, N.C. / Tuscola HS (App. State)
59	Hughes, Russell	Sr.	OL	6-3	309	Gaffney, S.C. / Gaffney HS
90	Ikoku, Alexander	Fr.	DE	6-3	240	Duluth, Ga. / Northview HS
40	Jackson, Tre'	R-Fr.	P/PPK	5-10	219	Newland, N.C. / Avery County HS
16	Jackson IV, Willie	Jr.	WR	6-1	189	Mobile, Ala. / Faith Academy
84	Jolly, Ralph	Jr.	WR	6-2	192	Shelby, N.C. / Shelby HS

NO.	NAME	YR	POS	HT	WT	HOMETOWN / PREVIOUS SCHOOL
11	Keene, A.J.	Fr.	WR	5-10	160	Savannah, Ga. / Army Prep
89	Komornik, Andrew	R-Jr.	P	6-5	263	Fort Mill, S.C. / Nations Ford HS (South Carolina)
17	Ledbetter, Christian	Fr.	QB	5-10	186	Pinehurst, N.C. / Pinecrest HS
85	Lee, Adonus	So.	WR	6-4	212	Blythewood, S.C. / Westwood HS
30	Lewis, Cam	R-Fr.	WR	5-11	172	Raleigh, N.C. / Enloe HS
24	Lewis, Khalil	R-So.	RB	5-10	215	Hilton Head Island, S.C. / Hilton Head HS
37	Lott, Da'Mario	Fr.	LB	6-1	200	Buford, Ga. / Buford HS
5	Lucas, Trey	R-Jr.	CB	5-11	204	Durham, N.C. / Southern Durham HS
99	Manning, Donovan	R-Jr.	DE	6-2	236	Gaffney, S.C. / Gaffney HS
12	Maxwell, Tyrell	Jr.	QB	6-2	218	Cordova, S.C. / Edisto HS
23	McKoy, Robert	So.	SS	5-11	192	Laurinburg, N.C. / Scotland County HS
34	Messick, Kirk	R-So.	OLB	6-2	226	Wilmington, N.C. / Hoggard HS
50	Miller, Justin	Sr.	LB	6-2	214	Colorado Springs, Colo. / Classical Academy HS
54	Miller, Zeke	R-Fr.	DE	6-2	290	Fayetteville, N.C. / Jack Britt HS
65	Millikan, Will	So.	OL	6-3	301	Pinehurst, N.C. / Pinecrest HS
20	Mines, Devin	Fr.	DB	5-9	185	Charlotte, N.C. / Mallard Creek HS
13	Miranda, Charlie	Fr.	DB	6-0	189	Sumter, S.C. / Sumter HS
44	Murphy, Said	R-So.	LB	5-10	200	Tarboro, N.C. / Tarboro HS
96	Needham, James	Sr.	LS	6-1	232	Ramsey, N.C. / Eastern Randolph HS
98	Neilands, Davis	R-Fr.	DE	6-3	231	Park Ridge, Ill. / Maine South HS
42	Nicholson, Devin	R-Fr.	DB	5-10	192	Statesville, N.C. / North Iredell HS
66	Nold, Gabe	Sr.	OL	6-1	311	Tampa, Fla. / Armwood HS
76	O'Connor, Madison	R-So.	OL	6-5	364	Pottstown, Pa. / Canterbury (Conn.) School
53	Patterson, K'Maron	Fr.	NG	6-2	295	Lawrenceville, Ga. / Mountain View HS
31	Patterson, Quinton	R-Jr.	OLB	6-1	254	Shelby, N.C. / Crest HS (N.C. State)
46	Pegues, Jeffrey	Jr.	LB	6-0	201	Charlotte, N.C. / Mallard Creek HS
29	Perry, Elijah	So.	RB	5-8	167	Apex, N.C. / Middle Creek HS
93	Ramsey, Josh	R-So.	NG	5-11	285	Kingstown, N.C. / Burns HS
14	Rigby, Ramsey	Fr.	QB	6-1	195	Elba, Ala. / Troy
41	Rivers, Chandler	Fr.	WR	5-10	180	Indian Trail, N.C. / Metrolina Christian Academy
15	Rollins, Brody	So.	QB	5-11	176	Knoxville, Tenn. / South Doyle HS
60	Schrager, Sam	Fr.	OL	6-1	275	Altamonte Springs, Fla. / Lake Brantley HS
92	Schumacher, Paul	Jr.	PK/P	5-10	175	West Palm Beach, Fla. / The King's Academy
63	Smith, Caleb	R-Sr.	OL	6-3	325	Woodruff, S.C. / Woodruff HS
67	Smith, Daniel	Fr.	OL	6-4	270	Williston, S.C. / Williston-Elko HS
74	Stalker, Jordan	Sr.	OL	6-5	288	Bull, NSW, Australia / Wollongong FC
62	Sutton, David	R-Sr.	OL	6-3	295	Irmo, S.C. / Dutch Fork HS
87	Tims, P.J.	R-Fr.	WR	5-10	150	Laurens, S.C. / Laurens HS
68	Tyler, Dustin	Fr.	OL	6-2	285	Davidson, N.C. / Davidson Day School
73	Walston, Josh	R-Fr.	PK/P	5-11	170	Winterville, N.C. / Ayden-Grifton HS
69	Wray, Dewayne	R-Sr.	OL	6-0	340	Gaffney, S.C. / Gaffney HS
27	Wynn, Kendrew	Fr.	CB	6-2	180	Norcross, Ga. / Norcross HS



#12 TYRELL MAXWELL
JR • QB • 6-2 • 218



NOTES: Returning starter under center ... Spent the offseason honing mechanics in the passing game and was much improved during spring practice ... Strong-armed passer who is capable of stretching a defense vertically ... Packed on more than 10 pounds of muscle during the offseason ... One of the team's hardest workers, on and off the field ... Could challenge for All-Big South Conference honors at quarterback in 2016 ... Will overtake the GWU career lead in rushing yards for the position early in 2016 ... Sits second in school history with 1,074 rushing yards and needs just 109 yards to pass former standout Nick Roberts (1,182).



#38 CHAD GETER
R-SR • LB • 6-2 • 253



NOTES: First-team All-Big South in 2015 ... All-America candidate ... Bulkied up to 253 pounds in the offseason without sacrificing speed ... Led GWU and ranked third in the Big South with 92 total tackles ... Led team in sacks with 5.0 and and forced fumbles (2) ... Helped GWU defense rank No. 13 nationally in total defense ... GWU defense has ranked in top-15 twice in his two years as a full-time starter ... Amassed 48 stops in Big South games, and tied for the league-lead with 4.0 sacks in conference-only contests.

2015 INDIVIDUAL STATISTICAL LEADERS

RUSHING	GP	Att	Gain	Loss	Net	Avg	TD	Long	Avg/G
TYRELL MAXWELL	10	189	998	204	794	4.2	4	45	79.4
Bobby Clark	11	61	235	10	225	3.7	0	14	20.5
KERRY BERNARD	7	60	192	11	181	3.0	1	14	25.9
JONATHAN BLACKMON	8	28	131	0	131	4.7	2	32	16.4
Josh Bettistea	5	38	138	16	122	3.2	2	17	24.4

PASSING	GP	Effic	Cmp-Att-Int	Pct	Yds	TD	Lng	Avg/G
TYRELL MAXWELL	10	86.23	100-219-9	45.7	997	7	48	99.7
BRODY ROLLINS	5	77.41	13-23-1	56.5	81	0	17	16.2

RECEIVING	GP	No.	Yds	Avg	TD	Long	Avg/G
MIKE ESTES	11	29	353	12.2	5	48	32.1
ADONUS LEE	11	23	217	9.4	0	43	19.7
JACOB HENDERSON	10	12	145	12.1	0	33	14.5
KYLE HORTON	6	11	103	9.4	1	30	17.2
WILLIE JACKSON IV	11	7	72	10.3	1	34	6.5

PUNT RETURNS	No.	Yds	Avg	TD	Long
JACOB HENDERSON	6	29	4.8	0	10
KYLE HORTON	6	45	7.5	0	19

INTERCEPTIONS	No.	Yds	Avg	TD	Long
Jonathan Sherrill	2	30	15.0	0	15

KICKOFF RETURNS	No.	Yds	Avg	TD	Long
ROBERT McKOY	15	310	20.7	0	54
KYLE HORTON	13	277	21.3	0	43

			----- PATS -----						
SCORING	TD	FGs	Kick	Rush	Rcv	Pass	DXP	Saf	Pts
PAUL SCHUMACHER	0	7-12	16-17	0-0	0	0-0	0	0	37
MIKE ESTES	5	0-0	0-0	0-0	0	0-0	0	0	30
TYRELL MAXWELL	4	0-0	0-0	0-0	0	0-0	0	0	24
Josh Bettistea	2	0-0	0-0	0-0	0	0-0	0	0	12
JONATHAN BLACKMON	2	0-0	0-0	0-0	0	0-0	0	0	12

TOTAL OFFENSE	GP	Plays	Rush	Pass	Total	Avg/G
TYRELL MAXWELL	10	408	794	997	1791	179.1
Bobby Clark	11	61	225	0	225	20.5
BRODY ROLLINS	5	50	115	81	196	39.2
KERRY BERNARD	7	60	181	0	181	25.9
JONATHAN BLACKMON	8	29	131	0	131	16.4

PUNTING	No.	Yds	Avg	Long	TB	FC	I20	Bkd
ANDREW KOMORNIK	76	2888	38.0	57	5	16	20	0
Dustin Holder	5	164	32.8	41	0	2	0	0

ALL PURPOSE	GP	Rush	Rec	PR	KOR	IR	Tot	Avg/G
TYRELL MAXWELL	10	794	0	0	0	0	794	79.4
KYLE HORTON	6	20	103	45	277	0	445	74.2
MIKE ESTES	11	0	353	0	0	0	353	32.1
ROBERT McKOY	10	0	0	0	310	0	310	31.0
Bobby Clark	11	225	7	0	0	0	232	21.1
JACOB HENDERSON	10	0	145	29	50	0	224	22.4

TACKLES	GP	SOLO	AST	TOT	TFL-YDS	SK-YDS
CHAD GETER	11	56	36	92	13.0-62	5.0-32
Azziz Higgins	11	47	45	92	2.5-4	.
Tanner Burch	11	29	58	87	6.0-15	.
AARON COOK	11	40	37	77	9.5-37	3.5-24
O.J. Mau	11	26	34	60	14.0-42	4.5-27
Jebrai Regan	11	27	31	58	13.5-63	3.0-35
SPENCER HAVIRD	11	32	25	57	4.5-27	2.0-22
TREY LUCAS	11	27	18	45	1.0-2	.

2016 returnees in ALL CAPS

2015 TEAM STATISTICS

	GWU	OPP
SCORING	141	227
Points Per Game	12.8	20.6
Points Off Turnovers	31	39
FIRST DOWNS	163	165
Rushing	99	88
Passing	51	62
Penalty	13	15
RUSHING YARDAGE	1739	1639
Yards gained rushing	2058	1939
Yards lost rushing	319	300
Rushing Attempts	487	434
Average Per Rush	3.6	3.8
Average Per Game	158.1	149.0
TDs Rushing	9	10
PASSING YARDAGE	1086	1667
Comp-Att-Int	115-250-11	145-251-7
Average Per Pass	4.3	6.6
Average Per Catch	9.4	11.5
Average Per Game	98.7	151.5
TDs Passing	7	13
TOTAL OFFENSE	2825	3306
Total Plays	737	685
Average Per Play	3.8	4.8
Average Per Game	256.8	300.5
KICK RETURNS: #-Yards	38-717	21-340
PUNT RETURNS: #-Yards	13-74	22-240
INT RETURNS: #-Yards	7-128	11-73
KICK RETURN AVERAGE	18.9	16.2
PUNT RETURN AVERAGE	5.7	10.9
INT RETURN AVERAGE	18.3	6.6
FUMBLES-LOST	19-9	14-7
PENALTIES-Yards	57-540	62-489
Average Per Game	49.1	44.5
PUNTS-Yards	81-3052	68-2721
Average Per Punt	37.7	40.0
Net punt average	33.5	37.8
KICKOFFS-Yards	32-1865	49-2830
Average Per Kick	58.3	57.8
Net kick average	42.2	39.0
TIME OF POSSESSION/Game	30:34	29:26
3RD-DOWN Conversions	42/167	38/147
3rd-Down Pct	25%	26%
4TH-DOWN Conversions	10/21	8/16
4th-Down Pct	48%	50%
SACKS BY-Yards	18-140	22-147
MISC YARDS	25	0
TOUCHDOWNS SCORED	17	25
FIELD GOALS-ATTEMPTS	7-12	16-24
ON-SIDE KICKS	1-2	0-0
RED-ZONE SCORES	(16-23) 70%	(20-29) 69%
RED-ZONE TOUCHDOWNS	(11-23) 48%	(9-29) 31%
PAT-ATTEMPTS	(16-17) 94%	(21-22) 95%
ATTENDANCE	23291	39538
Games/Avg Per Game	6/3882	5/7908

SCORE BY QUARTERS	1st	2nd	3rd	4th	OT	Total
Gardner-Webb	21	56	20	38	6	141
Opponents	58	58	63	34	14	227

2015 RESULTS (4-7, 2-4 Big South)

Sept. 5	at South Alabama	L, 23-33
Sept. 12	ELON	L, 13-21
Sept. 19	VIRGINIA UNION	W, 13-9
Sept. 26	at Wofford	L, 0-16
Oct. 10	#15/15 LIBERTY*	W, 34-20
Oct. 17	at Kennesaw State*	L, 7-12
Oct. 24	#20 CHARLESTON SOUTHERN*	L, 0-34
Oct. 31	at Presbyterian*	W, 14-10
Nov. 7	at #8/8 Coastal Carolina*	L, 0-46
Nov. 14	EAST TENNESSEE STATE	W, 28-3
Nov. 21	MONMOUTH*	L, 9-23

*- Big South Conference game
HOME GAME IN ALL CAPS



2016 SCHEDULE

Sept. 3	EAST TENNESSEE STATE.....	7:00pm	KSU leads series, 1-0
Sept. 10	POINT	7:00pm	KSU leads series, 1-0
Sept. 24	at Duquesne.....	1:00pm	1st meeting
Oct. 1	at Furman.....	3:00pm	1st meeting
Oct. 8	MISSOURI S&T.....	1:00pm	1st meeting
Oct. 15	LIBERTY *.....	7:00pm	LU leads series, 1-0
Oct. 22	at Gardner-Webb *.....	12:00pm	KSU leads series, 1-0
Oct. 29	at Monmouth *.....	1:00pm	KSU leads series, 1-0
Nov. 5	CLARK-ATLANTA.....	1:00pm	1st meeting
Nov. 12	PRESBYTERIAN *.....	12:00pm	PC leads series, 1-0
Nov. 19	at Charleston Southern *.....	11:45am	CSU leads series, 1-0

HOME GAME IN ALL CAPS

* - Big South Conference game

Subject to change

OWL QUICK FACTS

Location:.....Kennesaw, Ga.
 Founded:.....1963
 Enrollment:.....33,000
 Nickname:.....Owls
 School Colors:.....Gold and Black
 Stadium:.....Fifth Third Bank Stadium (8,300)
 Surface:.....Natural Grass (Bermuda)
 Interim President:.....Dr. Houston Davis (Memphis, 1995)
 Athletics Director:.....Vaughn Williams (UMass, 1992)
 Senior Woman Administrator:.....Katie Egloff
 Faculty Athletics Representative:.....Daniel Niederjohn
 Athletic Dept. Phone:.....470-578-6284
 Ticket Office Phone:.....470-578-6957
 Website:.....www.ksuowls.com
 Twitter Feed:.....@KennesawStFB

OWL FOOTBALL FACTS

Established:.....Feb. 14, 2013
 First Year:.....2015
 Overall All-Time Record:.....6-5 (.545)
 Overall Big South Record:.....2-4 (.333)
 Big South Championships:.....none
 No. Years in FCS Playoffs (Years):.....none
 All-Time FCS Playoff Record:.....n/a
 Last Postseason Appearance:.....n/a
 2015 Overall Record:.....6-5
 2015 Big South Record (Finish):.....2-4 (T-5th)
 Final 2015 National Top 25 Rankings:.....none
 Football Office Phone:.....470-578-7940
 Best Time To Reach Coach Brian Bohannon:.....contact SID
 Football SID Contact:.....Mike DeGeorge
 SID Office Phone:.....470-578-7589
 SID Cell Phone:.....404-263-9478
 SID e-mail:.....mdegeorge@kennesaw.edu
 SID Fax:.....470-578-9029
 Press Box Phone:.....TBD



2016 TEAM INFORMATION

Primary Offense: Spread Option

Primary Defense: 4-2-5

Lettermen Returning: 51

28 Offense
 20 Defense
 3 Specialty

Lettermen Lost: 25

6 Offense
 16 Defense
 3 Specialty

Starters Returning: 21

Offense (10)

QB Trey White, 6-0, 205, R-Sr.
 RB Chaston Bennett, 5-10, 160, Sr.
 RB Darnell Holland, 5-10, 175, Soph.
 RB Micah Reed, 6-0, 216, Sr. / Trey Chivers, 5-11, 203, R-Soph.
 WR Justin Sumpter, 6-3, 216, R-Soph.
 OL Malik Letatau, 6-2, 279, Sr.....2nd Team All-Big South
 OL Lorenzo Adger, 6-2, 283, R-Soph.
 OL CJ Collins, 6-3, 247, R-Soph.
 OL Zach Mitchler, 6-3, 237, R-Soph.
 OL Chiaza Nwadike, 6-2, 280, R-Soph.

Defense (9)

DL Nick Perrotta, 6-0, 253, R-Sr.
 DL Braylon Young, 6-0, 254, R-Soph.
 DL Dustyn Moore, 6-0, 218, R-Jr. / Auzoyah Alufohai, 6-3, 316, R-Soph.
 LB Dez Billingslea, 6-2, 206, R-Soph.
 LB Anthony Gore Jr., 6-0, 216, R-Soph.
 LB Izzy Sam, 5-11, 225, R-Jr.
 DB Taylor Henkle, 5-11, 184, R-Soph.....1st Team All-Big South
 DB Derrick Farrow, 6-2, 204, Sr.....2nd Team All-Big South
 DB Dante Blackmon, 5-11, 180, R-Sr.

Specialty (2)

PK Justin Thompson, 5-10, 151, Soph.
 PR Taylor Henkle, 5-11, 184, R-Soph.

Starters Lost: 5

Offense (1)
 WR Prentice Stone

Defense (2)

DL Mason Harris
 DB Marcus Thurman

Specialty (2)

P Hunter Smith
 RS Prentice Stone



2015 All-Conference Honors



HEAD COACH

BRIAN BOHANNON

2nd season at Kennesaw State
6-5 (.545)

HOMETOWN:

Griffin, Ga.

ALMA MATER (YEAR):

Georgia (1993)

PLAYING CAREER:

Wide Receiver at Georgia (1989-93)

COACHING CAREER:

KENNESAW STATE - Head Coach.....2013-present
Georgia Tech - Quarterbacks/B-back.....2008-12
Navy - Wide Receivers.....2002-07
Georgia Southern - Wide Receivers/Defensive Backs.....1997-01
GARDNER-WEBB - Wide Receivers.....1996

COACHING & CAREER HIGHLIGHTS:

- Named Kennesaw State's first-ever football coach on March 24, 2013
- Led KSU to winning season in first year of existence
- Kennesaw State's six wins last year tied for the most by a program in its first season in the Big South
- Owls finished as Big South rushing leader in 2015 with 293.0 yards per game, the second-highest per game average in league history
- KSU's three fumble return TDs in 2015 tied the Big South single-season mark
- Owls set the Big South single-game record for total offense with 699 in Week 6 against Point.
- Has been part of 15 postseason appearances in his 18-year coaching career -- all under **PAUL JOHNSON**
- Helped Georgia Tech to five-straight bowl games from 2008-12, including the Chick-Fil-A Bowl and the FedEx Orange Bowl
- Part of five consecutive bowl appearances while at Navy, including two Poinsettia Bowls and the Meineke Car Care Bowl
- Helped Georgia Southern to five consecutive FCS Playoff appearances from 1997-01, including the 1999 and 2000 FCS National Championships and national runner-up in 1998
- Georgia Tech finished in the top four nationally in rushing offense every season under Bohannon
- Part of Midshipmen staff that won 35 games over four years and a school-best four-straight Commander-in-Chief's trophies
- Navy led the nation in rushing three times with Bohannon (2003-05-07)
- At Georgia Southern, first coached wide receivers (1997-99) before switching to defensive backs (2000-01)
- GSU's secondary finished second nationally in pass defense in 2001
- Earned his first full-time coaching position at Gardner-Webb in 1996
- Started his coaching career at West Georgia while earning a master's in business education in 1996

ASSISTANT COACHES & SUPPORT STAFF

Chris Bland (Elon, 2008) - Cornerbacks
Grant Chesnut (Georgia Southern, 1999) - Offensive Coordinator/OL
Stewart Cook (West Georgia, 2010) - Tight Ends/Tackles
Mike Daniels (Cincinnati, 2007) - Wide Receivers
Kevin Downing (N.C. Central, 2004) - Defensive Ends
Tim Glanton (West Georgia, 1989) - Running Backs/Special Teams
Liam Klein (Monmouth, 2001) - Defensive Line/Recruiting Coord.
Brian Newberry (Baylor, 1998) - Defensive Coordinator/Secondary
Andrew Thacker (Furman, 2007) - Linebackers
Cody Worley (Furman, 2010) - Quarterbacks
Jay Bailey - Director of Football Operations
Daniel Glynn - Equipment Manager
Jim Kiritsy - Director of Strength & Conditioning
Keith Smith - Video Coordinator
Philip Young - Athletic Trainer

BRIAN BOHANNON'S HEAD COACHING RECORD


Year	School	Overall	Big South
2015	Kennesaw State	6-5	2-4



ALPHABETICAL ROSTER

NO.	NAME	YR	POS	HT	WT	HOMETOWN/PREVIOUS SCHOOL
31	Abisoya, Adesola	Fr.	DB	5-10	175	Loganville, Ga. / Grayson HS
99	Addyman, James	Fr.	DT	6-2	283	Martinez, Ga. / Augusta Christian HS
72	Adger, Lorenzo	R-So.	OL	6-2	283	Douglasville, Ga. / South Paulding HS
77	Alexander Jr., Joseph	R-So.	DL	6-4	306	East Point, Ga. / Tri Cities HS
90	Alufohai, Auzoyah	R-So.	DL	6-3	316	Alpharetta, Ga. / Alpharetta HS
42	Armstrong, Bryson	Fr.	LB	5-11	195	Marietta, Ga. / Kell HS
92	Arrasmith, Kyle	So.	TE	6-5	242	Navarre, Fla. / Navarre HS
14	Bennett, Chaston	Sr.	RB	5-10	160	Crockett, Texas / Rusk HS (Tyler JC)
44	Billingslea, Dez	R-So.	LB	6-2	206	Covington, Ga. / Newton HS
98	Billingslea, McKenzie	R-So.	DL	6-4	255	Powder Springs, Ga. / McEachern HS
23	Blackmon, Dante	R-Sr.	DB	5-11	180	Covington, Ga. / Eastside HS (Appalachian St.)
32	Bowen, Jae	R-So.	RB	5-11	202	Douglasville, Ga. / South Paulding HS
88	Branch, Christian	R-Fr.	WR	6-1	197	Fayetteville, Ga. / Sandy Creek HS
5	Bryant, Tommy	Fr.	QB	6-1	180	Tuscaloosa, Ala. / Northridge HS
35	Bullock, Terrance	R-So.	DB	5-10	166	Marietta, Ga. / Marietta HS
11	Burden, Cymeon	R-So.	WR	6-2	186	McDonough, Ga. / Eagles Landing HS
3	Burks, Chandler	R-Fr.	QB	5-10	175	Douglasville, Ga. / South Paulding HS
93	Byrd, Austin	R-So.	DL	6-3	243	Calhoun, Ga. / Calhoun HS
46	Byrd, Chris	Fr.	LB	5-9	205	Gainesville, Ga. / Gainesville HS
18	Carter, Duront	R-Jr.	DB	6-0	170	Covington, Ga. / Newton HS (Mercer)
20	Chatman, Raekwon	R-Fr.	DB	6-0	175	Waycross, Ga. / Ware County HS
22	Chivers, Trey	R-So.	RB	5-11	203	Carrollton, Ga. / Carrollton HS
30	Clabough, Dustin	Fr.	DB	6-0	180	Alcoa, Tenn. / Alcoa HS
67	Collins, CJ	R-So.	OL	6-3	247	Woodstock, Ga. / Sequoyah HS
63	Comfort, Leigh	R-Sr.	OL	6-3	272	Oklahoma City, Okla. / Putnam City North HS
19	Crenshaw, Cole	R-Fr.	DB	6-2	176	Tucker, Ga. / Tucker HS
2	David, Daniel	R-Fr.	QB	6-1	195	Hoschton, Ga. / Mill Creek HS (Appalachian St.)
91	Davis, Abdul	Fr.	DE	6-3	250	Macon, Ga. / Westside HS
36	Durr, Demarko	Fr.	FB	5-11	190	Tucker, Ga. / Tucker HS
19	Edwards, Jai'en	Fr.	DB	5-11	165	Greensboro, Ga. / Greene County HS
75	Eldridge, Nick	Fr.	OL	6-2	295	Hoover, Ala. / Hoover HS
43	Elim, Justin	R-So.	DL	5-11	226	Riverdale, Ga. / Riverdale HS
50	Evans, Forrest	Fr.	OL	6-2	290	Roswell, Ga. / Walton HS
71	Fair, Travis	R-Jr.	DL	6-0	250	Powder Springs, Ga. / McEachern HS
12	Farrow, Derrick	Sr.	DB	6-2	204	Cochran, Ga. / Bleckley County HS (East Central CC)
47	Ficklin, Kevin	R-Fr.	RB	5-6	180	Dacula, Ga. / Dacula HS
71	Frank, Matt	So.	OL	6-3	290	Fairburn, Ga. / Our Lady of Mercy (Air Force)
83	Genovese, Jordan	R-So.	PK	6-5	198	Alpharetta, Ga. / Milton HS
69	Gibbs, Austin	Fr.	OL	6-2	270	Kennesaw, Ga. / Allatoona HS
41	Gore Jr., Anthony	R-So.	LB	6-0	216	Statesboro, Ga. / Statesboro HS
81	Gray, Gordon	R-So.	WR	6-2	179	Cartersville, Ga. / Cartersville HS
89	Grier, Keyani	R-So.	DL	6-4	221	Conyers, Ga. / Rockdale County HS
50	Haney, Justin	R-Jr.	DL	6-1	215	Powder Springs, Ga. / Hillgrove HS (Lenoir-Rhyne)
16	Harper, Xavier	R-So.	WR	6-0	184	Hoschton, Ga. / Jackson County HS
26	Henkle, Taylor	R-So.	DB	5-11	184	Marietta, Ga. / Kell HS
33	Holland, Darnell	So.	RB	5-10	175	Bowdon, Ga. / Bowdon HS
36	Huff, Jonah	R-So.	RB	5-10	204	Alpharetta, Ga. / Saint Francis HS (Arizona)
68	Hurley, EJ	R-Fr.	OL	6-3	352	Tyrone, Ga. / Sandy Creek HS
13	Jantzen, Jeffrey	R-Jr.	QB	6-1	197	Cumming, Ga. / South Forsyth HS (The Citadel)
97	Johnson, Allen	Fr.	DE	6-4	235	Acworth, Ga. / Allatoona HS

NO.	NAME	YR	POS	HT	WT	HOMETOWN/PREVIOUS SCHOOL
59	Johnson, Desmond	R-Fr.	DL	6-2	214	Rome, Ga. / Rome HS
29	Johnson, Steven	R-Sr.	RB	5-9	181	Douglasville, Ga. / South Paulding HS (Cumberland)
65	Jones, Luther	R-So.	DL	6-0	286	Blairsville, Ga. / Union County HS
47	Jones, Nicholas	Fr.	K	6-1	175	Grayson, Ga. / St. Pius X
45	Jordan, Keagan	R-Fr.	LB	6-0	211	Fayetteville, Ga. / Our Lady of Mercy Catholic
87	Kinsley, Christian	Fr.	K	6-3	215	Lexington, S.C. / Lexington HS
56	Letatau, Malik	Sr.	OL	6-2	279	Mountain View, Calif. / Mountain View HS
82	Leverette, Pedy	R-So.	WR	5-11	176	LaGrange, Ga. / Callaway HS
61	McCracken, Drew	So.	LB	6-1	194	Calhoun, Ga. / Calhoun HS
60	McGee, Dallas	R-So.	TE	6-2	262	Ringgold, Ga. / Ringgold HS
4	McKenzie, Jake	R-So.	RB	6-0	206	Monroeville, Ala. / Monroe Academy
1	McNulty, Chance	Sr.	DB	5-10	181	Madison, Miss. / Germantown (Itawamba CC)
85	Miles, Dorian	Fr.	WR	6-2	195	Lawrenceville, Ga. / Brookwood HS
94	Miller, Barclay	R-So.	DL	6-0	236	Denham Springs, La. / Denham Springs HS
62	Mitchler, Zach	R-So.	OL	6-3	237	Alpharetta, Ga. / Blessed Trinity HS
40	Moore, Dustyn	R-Jr.	LB	6-0	218	Conyers, Ga. / Heritage HS (Kent State)
7	Naylor, Ezra	Fr.	WR	6-4	190	Atlanta, Ga. / North Atlanta HS
70	Nwadike, Chiaza	R-So.	OL	6-2	280	Riverdale, Ga. / Charles Drew HS
28	Outlaw, Sam	Fr.	RB	6-1	205	Cumming, Ga. / South Forsyth HS
74	Pearson, John	R-So.	OL	6-3	270	Richmond Hill, Ga. / Calvary Day School
96	Perrotta, Nick	R-Sr.	DL	6-0	253	Lawrenceville, Ga. / Peachtree Ridge HS
57	Portress, Tonarius	Jr.	DL	5-11	248	Newman, Ga. / Newman HS (Garden City CC)
79	Pughley, Devin	R-So.	DL	6-1	234	Hoover, Ala. / Spain Park HS
6	Ralls, Akebren	R-So.	DB	5-10	170	Forsyth, Ga. / Mary Persons HS
55	Reichsteiner, Bronson	Fr.	LB	6-0	210	Acworth, Ga. / Etowah HS
21	Reed, Micah	Sr.	RB	6-0	216	Crestview, Fla. / Crestview HS (UCF)
8	Reed, TJ	R-Fr.	RB	5-9	168	Daphne, Ala. / Daphne HS
66	Roberts, Jake	R-So.	OL	6-2	255	Dalton, Ga. / Dalton HS
9	Roman, Keon	R-Jr.	DB	6-0	177	Miami, Fla. / Dr. Krop HS (ASA College)
49	Sam, Izzy	R-Jr.	LB	5-11	225	Buford, Ga. / Lanier HS
27	Simmons, Brandon	Fr.	RB	6-0	220	Pleasant Grove, Ala. / Pleasant Grove HS
39	Snowden, Nicolas	R-So.	DB	5-11	180	Snellville, Ga. / Loganville Christian Academy
15	Sumpter, Justin	R-So.	WR	6-3	216	Tyrone, Ga. / Sandy Creek HS
80	Sutton, Brandon	R-So.	OL	6-0	248	LaGrange, Ga. / Callaway HS
48	Taisler, Zach	R-So.	LB	6-3	196	Warner Robbins, Ga. / Houston County HS
58	Terrill, Darrius	R-Sr.	DE	6-5	235	Griffin, Ga. / Spalding HS
73	Terry, Shaquil	Fr.	RB	5-9	175	Bessemer, Ala. / McAdory HS
86	Thompson, Justin	So.	PK	5-10	151	Evans, Ga. / Aquinas HS
78	Thompson, Zach	Fr.	OL	6-4	295	Swainsboro, Ga. / Emanuel County Institute
17	Trawick, Tremayne	R-Jr.	WR	6-4	189	Savannah, Ga. / Windward Forest HS
73	Van Allen, Dewey	R-So.	OL	6-6	285	Duluth, Ga. / Lanier HS
84	Walker, Jordan	R-So.	WR	6-2	173	Savannah, Ga. / Calvary Day School
76	Warren, Matt	R-So.	OL	6-3	267	Warner Robbins, Ga. / Houston County HS
52	Warrior, Ryan	R-So.	OL	6-3	251	Fayetteville, Ga. / Sandy Creek HS
51	Whitaker, Kyle	So.	DL	6-3	230	Marietta, Ga. / George Walton Comprehensive
25	White, Jade	R-So.	DB	6-1	176	Dallas, Ga. / North Paulding HS
34	White, Myles	R-Jr.	RB	6-0	177	Warner Robbins, Ga. / Houston County HS
10	White, Trey	R-Sr.	QB	6-0	205	Atlanta, Ga. / St. Pius X Catholic HS (The Citadel)
54	Wimberly, Brenton	Jr.	LB	6-2	211	Albany, Ga. / Westover HS (Georgia Military College)
95	Young, Braylon	R-So.	DL	6-0	254	Alcoa, Tenn. / Alcoa HS



#10 TREY WHITE
R-SR • QB • 6-0 • 205



NOTES: Finished 2015 just 36 rushing yards shy of becoming first player in Big South history with 1,000 rush yards and 1,000 pass yards in a season ... Ranked 4th in the conference in total offense (2,023); 3rd in rush yards (964); second in TDs and Rush TDs (9) ... Tallied four 100-yard rushing games ... Became first QB in Big South history with two 3-TD rushing efforts in same season ... Named Big South Offensive Player of the Week, Oct. 19 ... Second QB in league annals to record a 3 rushing TD game and a 3 passing TD game in the same year.



#26 TAYLOR HENKLE
R-SO • DB • 5-11 • 184



NOTES: First Team All-Big South ... Two-time Big South Freshman of the Year (Nov. 2 & Nov. 9) ... Named STATS National Freshman of the Week, Nov. 2, following nine solo tackles, an interception and two pass breakups in win over Monmouth ... Paced the Owls in tackles three times ... Led KSU and was 5th in the Big South in solo tackles ... Tied for league-lead and No. 26 nationally in interceptions ... His INT late in game sealed win over Monmouth ... Picked off 2 passes vs. CSU.

2015 INDIVIDUAL STATISTICAL LEADERS

RUSHING	GP	Att	Gain	Loss	Net	Avg	TD	Long	Avg/G
TREY WHITE	10	218	1054	90	964	4.4	9	32	96.4
CHASTON BENNETT	11	70	664	15	649	9.3	3	80	59.0
JAKE McKENZIE	10	85	378	21	357	4.2	4	20	35.7
DARNELL HOLLAND	11	38	356	13	343	9.0	4	63	31.2
TREY CHIVERS	10	66	339	2	337	5.1	1	36	33.7
MICAH REED	5	68	317	8	309	4.5	0	33	61.8

PASSING	GP	Effic	Cmp-Att-Int	Pct	Yds	TD	Lng	Avg/G
TREY WHITE	10	147.92	49-103-6	47.6	1059	8	79	105.9
JAKE McKENZIE	10	119.58	27-54-0	50.0	408	1	46	40.8

RECEIVING	GP	No.	Yds	Avg	TD	Long	Avg/G
JUSTIN SUMPTER	11	26	525	20.2	4	69	47.7
CHASTON BENNETT	11	9	268	29.8	2	79	24.4
TREMAYNE TRAWICK	11	9	197	21.9	0	46	17.9
JAE BOWEN	8	9	172	19.1	1	34	21.5
Prentice Stone	11	9	116	12.9	0	24	10.5

PUNT RETURNS	No.	Yds	Avg	TD	Long
TAYLOR HENKLE	9	62	6.9	0	16

INTERCEPTIONS	No.	Yds	Avg	TD	Long
TAYLOR HENKLE	4	1	0.2	0	1
DANTE BLACKMON	2	32	16.0	0	32
Kyron Minter	2	8	4.0	0	5
NICK PERROTTA	2	21	10.5	1	19

KICKOFF RETURNS	No.	Yds	Avg	TD	Long
Prentice Stone	24	526	21.9	0	38
JAE BOWEN	4	51	12.8	0	20

[----- PATs -----]									
SCORING	TD	FGs	Kick	Rush	Rcv	Pass	DXP	Saf	Pts
JUSTIN THOMPSON	0	12-17	34-38	0-0	0	0-0	0	0	70
TREY WHITE	9	0-0	0-0	0-0	0	0-0	0	0	54
JAE BOWEN	6	0-0	0-0	0-0	0	0-0	0	0	36
CHASTON BENNETT	5	0-0	0-0	0-0	0	0-0	0	0	30
DARNELL HOLLAND	5	0-0	0-0	0-0	0	0-0	0	0	30
JAKE McKENZIE	5	0-0	0-0	0-0	0	0-0	0	0	30

TOTAL OFFENSE	GP	Plays	Rush	Pass	Total	Avg/G
TREY WHITE	10	321	964	1059	2023	202.3
JAKE McKENZIE	10	139	357	408	765	76.5
CHASTON BENNETT	11	70	649	0	649	59.0
DARNELL HOLLAND	11	38	343	0	343	31.2
TREY CHIVERS	10	66	337	0	337	33.7

PUNTING	No.	Yds	Avg	Long	TB	FC	I20	Bkd
Hunter Smith	31	1114	35.9	49	1	4	7	0

ALL PURPOSE	GP	Rush	Rec	PR	KOR	IR	Tot	Avg/G
TREY WHITE	10	964	0	0	0	0	964	96.4
CHASTON BENNETT	11	649	268	0	4	0	921	83.7
Prentice Stone	11	3	116	0	526	0	645	58.6
JUSTIN SUMPTER	11	0	525	0	0	0	525	47.7
DARNELL HOLLAND	11	343	118	0	48	0	509	46.3

TACKLES	GP	SOLO	AST	TOT	TFL-YDS	SK-YDS
TAYLOR HENKLE	11	54	11	65	1.0-4	.
DERRICK FARROW	11	51	12	63	2.5-7	.
DEZ BILLINGSLEA	11	40	15	55	7.0-32	3.0-18
ANTHONY GORE JR.	11	35	17	52	7.5-24	1.0-4
IZZY SAM	11	32	19	51	7.0-40	4.5-36
Marcus Thurman	11	29	6	35	2.0-2	.
Mason Harris	11	20	12	32	12.0-59	2.0-16
DANTE BLACKMON	11	23	8	31	.	.

2015 TEAM STATISTICS

	KSU	OPP
SCORING	318	233
Points Per Game	28.9	21.2
Points Off Turnovers	118	82
FIRST DOWNS	233	174
Rushing	157	96
Passing	59	66
Penalty	17	12
RUSHING YARDAGE	3223	1688
Yards gained rushing	3398	2023
Yards lost rushing	175	335
Rushing Attempts	604	406
Average Per Rush	5.3	4.2
Average Per Game	293.0	153.5
TDs Rushing	27	13
PASSING YARDAGE	1505	1625
Comp-Att-Int	79-165-6	128-227-13
Average Per Pass	9.1	7.2
Average Per Catch	19.1	12.7
Average Per Game	136.8	147.7
TDs Passing	10	16
TOTAL OFFENSE	4728	3313
Total Plays	769	633
Average Per Play	6.1	5.2
Average Per Game	429.8	301.2
KICK RETURNS: #Yards	35-687	47-924
PUNT RETURNS: #Yards	11-65	14-172
INT RETURNS: #Yards	13-62	6-127
KICK RETURN AVERAGE	19.6	19.7
PUNT RETURN AVERAGE	5.9	12.3
INT RETURN AVERAGE	4.8	21.2
FUMBLES-LOST	14-8	15-5
PENALTIES-Yards	72-675	65-611
Average Per Game	61.4	55.5
PUNTS-Yards	37-1304	52-1909
Average Per Punt	35.2	36.7
Net punt average	30.1	34.7
KICKOFFS-Yards	60-3412	48-2832
Average Per Kick	56.9	59.0
Net kick average	37.7	37.9
TIME OF POSSESSION/Game	33:07	27:20
3RD-DOWN Conversions	79/158	47/132
3rd-Down Pct	50%	36%
4TH-DOWN Conversions	10/20	8/14
4th-Down Pct	50%	57%
SACKS BY-Yards	18-114	9-47
MISC YARDS	0	0
TOUCHDOWNS SCORED	41	30
FIELD GOALS-ATTEMPTS	12-17	8-11
ON-SIDE KICKS	0-1	1-1
RED-ZONE SCORES	(39-48) 81%	(26-33) 79%
RED-ZONE TOUCHDOWNS	(28-48) 58%	(20-33) 61%
PAT-ATTEMPTS	(34-39) 87%	(27-27) 100%
ATTENDANCE	52920	43501
Games/Avg Per Game	6/8820	5/8700

SCORE BY QUARTERS	1st	2nd	3rd	4th	OT	Total
Kennesaw State	90	95	65	68	--	318
Opponents	44	100	28	61	--	233

2015 RESULTS (6-5, 2-4 Big South)

Sept. 3	at East Tennessee State	W, 56-16
Sept. 12	EDWARD WATERS	W, 58-7
Sept. 19	SHORTER	W, 18-10
Sept. 26	at Dayton	L, 27-31
Oct. 10	POINT	W, 56-17
Oct. 17	GARDNER-WEBB *	W, 12-7
Oct. 24	at Liberty *	L, 35-45
Oct. 31	MONMOUTH *	W, 23-13
Nov. 7	#13/15 CHARLESTON SOUTHERN *	L, 14-28
Nov. 14	at #4/4 Coastal Carolina *	L, 13-45
Nov. 21	at Presbyterian *	L, 6-14

* - Big South Conference game
HOME GAME IN ALL CAPS



2016 SCHEDULE

Sept. 3	at Virginia Tech.....	12:30pm	1st meeting
Sept. 10	JACKSONVILLE.....	7:00pm	1st meeting
Sept. 17	at SMU.....	7:00pm	1st meeting
Sept. 24	JACKSONVILLE STATE.....	7:00pm	JSU leads series, 2-0
Oct. 1	ROBERT MORRIS.....	7:00pm	series tied, 1-1
Oct. 15	at Kennesaw State *.....	7:00pm	LU leads series, 1-0
Oct. 22	MONMOUTH *.....	3:30pm	LU leads series, 2-1
Oct. 29	GARDNER-WEBB *.....	3:30pm	LU leads series, 12-9-1
Nov. 5	at Presbyterian *.....	2:00pm	LU leads series, 9-4
Nov. 12	CHARLESTON SOUTHERN *.....	3:30pm	LU leads series, 19-4
Nov. 17	at Coastal Carolina.....	7:00pm	LU leads series, 7-6

HOME GAME IN ALL CAPS

* - Big South Conference game

All Times EST and subject to change

FLAME QUICK FACTS

Location:..... Lynchburg, Va.
 Founded:..... 1971
 Enrollment:..... 14,500
 Nickname:..... Flames
 School Colors:..... Red, White and Blue
 Stadium:..... Williams Stadium (19,200)
 Surface:..... AstroTurf
 President:..... Jerry Falwell, Jr. (Liberty, 1984)
 Athletics Director:..... Jeff Barber (East Carolina, 1981)
 Senior Woman Administrator:..... Erin Hagen
 Faculty Athletics Representative:..... Bill Gribbin
 Athletic Dept. Phone:..... 434-582-2100
 Ticket Office Phone:..... 434-582-SEAT
 Website:..... www.libertyflames.com
 Twitter Feed:..... @libertyflames

FLAME FOOTBALL FACTS

First Year:..... 1973
 Overall All-Time Record:..... 234-221-4 (.514)
 Overall Big South Record:..... 49-19 (.721)
 Big South Championships:..... 7 (2007, 2008, 2009, 2010, 2012, 2013, 2014)
 No. Years in FCS Playoffs (Years):..... 1 (2014)
 All-Time FCS Playoff Record:..... 1-1
 Last Postseason Appearance:..... 2014 NCAA FCS Second Round
at Villanova (L, 22-29)
 2015 Overall Record:..... 6-5
 2015 Big South Record (Finish):..... 3-3 (T-3rd)
 Final 2015 National Top 25 Rankings:..... n/a
 Football Office Phone:..... 434-582-2040
 Best Time To Reach Coach Turner Gill:..... Weekday mornings
 Football SID Contact:..... Todd Wetmore
 SID Office Phone:..... 434-582-2292
 SID Cell Phone:..... 434-841-8974
 SID e-mail:..... twetmore@liberty.edu
 SID Fax:..... 434-582-2076
 Press Box Phone:..... 434-582-4628



2016 TEAM INFORMATION

Primary Offense: One-Back Set

Primary Defense: 4-3

Lettermen Returning: 41

19 Offense
 20 Defense
 2 Specialty

Lettermen Lost: 19

8 Offense
 10 Defense
 1 Specialty



Starters Returning: 18

Offense (6)
 WR Zac Parker, 5-9, 175, Sr..... 2nd Team All-Big South
 WR B.J. Farrow, 6-2, 170, Soph.
 TE Will Johnson, 6-6, 255, Sr.
 OL Tanner Hartman, 6-4, 290, R-Jr.
 OL Michael Henderman, 6-3, 290, Jr.
 OL Aharown Campbell, 6-5, 325, Sr.

Defense (8)
 DE Erwin Dessources, 6-1, 235, Sr.
 NT JaRon Greene, 6-2, 310, Sr.
 LB Nick Newman, 6-4, 210, Sr..... 2nd Team All-Big South
 SPUR Corbin Jackson, 6-0, 190, Soph.
 CB Chris Turner, 6-3, 175, R-Soph..... 2nd Team All-Big South
 CB Tyrin Holloway, 6-0, 190, Jr.
 DB Wesley Scott, 5-10, 175, Sr.
 FS Alpha Jalloh, 6-1, 195, Sr.

Specialty (4)
 P Trey Turner, 5-11, 195, R-Soph..... 2nd Team All-Big South
 LS Hunter Winstead, 6-0, 215, Soph..... 2nd Team All-Big South
 KR Damian King, 5-11, 170, Soph.
 PR Zac Parker, 5-9, 175, Sr.

Starters Lost: 10

Offense (5)
 QB Josh Woodrum..... 2nd Team All-Big South
 RB Desmond Rice
 WR Darrin Peterson..... 1st Team All-Big South
 OL Jonathan Burgess..... 1st Team All-Big South
 OL Max Sommer..... 1st Team All-Big South

Defense (4)
 RE Chima Uzowihe..... Defensive Player of the Year
 DT Nolan Spicer
 LB Jimmy O'Grady
 SS Avery James

Specialty (1)
 PK John Lunsford..... 2nd Team All-Conference



HEAD COACH TURNER GILL

5th season at Liberty
29-19 (.604)

HOMETOWN:

Fort Worth, Texas

ALMA MATER (YEAR):

North Texas (1990)

PLAYING CAREER:

Quarterback with Montreal Alouettes (1984-85)
Quarterback at Nebraska (1980-83)



TURNER GILL'S HEAD COACHING RECORD

Year	School	Overall	Big South
2006	Buffalo	2-10	
2007	Buffalo	5-7	
2008	Buffalo	8-6	
2009	Buffalo	5-7	
2010	Kansas	3-9	
2011	Kansas	2-10	
2012	Liberty	6-5	5-1
2013	Liberty	8-4	4-1
2014	Liberty	9-5	4-1
2015	Liberty	6-5	3-3
Liberty Total		29-19	16-6
Career Total		54-68	

COACHING CAREER:

LIBERTY - Head Coach.....2012-present
Kansas - Head Coach.....2010-11
Buffalo - Head Coach.....2006-09
Green Bay Packers - Director of Player Development.....2005
Nebraska - Wide Receivers.....2004
Nebraska - Quarterbacks.....1992-03
Southern Methodist - Graduate Assistant.....1991
Nebraska - Graduate Assistant.....1990
North Texas - Graduate Assistant.....1989

COACHING & CAREER HIGHLIGHTS:

- Named Liberty's head coach on Dec. 14, 2011
- Led Flames to share of Big South championship in his first three seasons as head coach, including the program's first-ever FCS playoff appearance in 2014
- Named 2014 VaSID Coach of the Year and Bobby Ross Coach of the Year award given by the Touchdown Club of Richmond
- Directed Liberty to its first 9-win season since 2008, and the Flames are 13-2 during the month of November under Gill.
- Led Buffalo to an 8-6 overall record and the MAC Championship in 2008, earning the Bulls the program's first-ever postseason bowl appearance (International Bowl)
- Finalist for the Bear Bryant National Coach of the Year in 2008
- Named MAC Coach of the Year in 2007
- Part of Nebraska coaching staff that made 13-straight bowl appearances and three national championship games (1994, 1995, 1997)
- As a player at Nebraska, guided Cornhuskers to a 28-2 record, 20-0 Conference mark and three Orange Bowl appearances
- Was a three-time Big Eight All-Conference selection, earned Second-Team All-America honors and was a Heisman Trophy finalist in 1983
- Named to the Big Eight Conference's 1980-89 All-Decade Team
- Also played one season of baseball at Nebraska and spent three years in minor league baseball with Cleveland and Detroit systems
- Elected to serve on AFCA Board of Trustees in 2014

ASSISTANT COACHES & SUPPORT STAFF

Josh Bookbinder (Baylor, 2009) - Linebackers
Ron Brown (Brown, 1979) - Associate Head Coach/Wide Receivers
Joe Dailey (North Carolina, 2008) - Offensive Coordinator/Quarterbacks
Scott Downing (Sterling College, 1979) - Running Backs/Special Teams Coord.
Bryant Lewellyn (Liberty, 2012) - Defensive Tackles
Marshall Roberts (Rutgers, 1993) - Defensive Backs
Vantz Singletary (Kansas State, 1990) - Co-Defensive Coordinator/DL
Aaron Stamn (Minn. State-Mankato, 2002) - Tight Ends/Fullbacks
Dennis Wagner (Utah, 1982) - Assistant Head Coach/Offensive Line
Robert Wimberly (Alabama A&M, 2002) - Defensive Coordinator/Safeties
Kyle DeArmon (Liberty, 2010) - Offensive Quality Control
Aaron Wilkins - Defensive Quality Control
Paul Rutigliano - Assistant AD/Football Administration
Matt Young - Graduate Assistant/Football Operations



ALPHABETICAL ROSTER

NO.	NAME	YR	POS	HT	WT	HOMETOWN/PREVIOUS SCHOOL	NO.	NAME	YR	POS	HT	WT	HOMETOWN/PREVIOUS SCHOOL
43	Alexander, Benjamin	Fr.	CB	6-2	170	Spring Mills, Pa. / Penns Valley HS	38	Jalloh, Alpha	Sr.	S	6-1	195	New Carrollton, Md. / Annapolis Area Christian
78	Anderson, Ernst	R-Fr.	OL	6-7	310	Lillesand, Norway / Kristiansand Gladiators	19	Johnson, Will	Sr.	TE	6-6	255	Osseo, Minn. / Osseo HS (West Virginia)
52	Anderson, Michael	Fr.	DE	6-3	220	Fort Lauderdale, Fla. / Boyd H. Anderson HS	84	Jones, Austin	Sr.	WR	6-1	185	Mason, Ohio / Cincinnati Hills Christian Acad. (VA Tech)
22	Asonye, Prince	R-Fr.	LB	6-0	220	Raleigh, N.C. / Wakefield HS	27	Jones, Cameron	So.	S	5-11	185	New Orleans, La. / Liberty Christian Academy
55	Avery, Tolen	R-So.	DL	6-4	235	Galveston, Texas / Ball HS	16	Jones, Spencer	Fr.	QB	6-3	180	Nashville, Tenn. / Franklin Road Academy
31	Benton, Elijah	R-Fr.	S	6-1	185	Forest, Va. / Liberty Christian Academy	36	Kennedy, Thomas	R-Jr.	FB	5-11	230	Roanoke, Va. / Lord Botetourt HS
59	Bounds, Damian	Fr.	OL	6-2	260	Ellenwood, Ga. / Stockbridge HS	7	King, Damian	So.	WR	5-11	170	St. Petersburg, Fla. / Indian Rocks Christian School
58	Brown, Dia'Vante	R-Jr.	DE	6-2	240	Greensboro, N.C. / Southern Guilford HS	48	King, David	R-So.	LS/LB	6-1	210	Stuarts Draft, Va. / Riverheads HS
88	Brown, Isaac	R-Jr.	WR	6-3	180	Overton, Neb. / Kearney HS	51	Knowland, Trystin	Fr.	OL	6-6	270	Manchester, Conn. / Cornerstone Christian
90	Brown, Will	So.	DL	6-2	275	Texarkana, Texas / Texas HS	21	Lewis, Mitchell	Fr.	RB	6-0	220	Auburn, Ala. / Lee-Scott Academy
63	Burroughs, Aidan	Fr.	OL	6-3	290	Norfolk, Neb. / Norfolk Catholic HS	74	Lozano, Julio	Fr.	OL	6-4	270	Bellaire, Texas / Bellaire HS (Kilgore College)
12	Calvert, Stephen	Fr.	QB	6-2	175	Plantation, Fla. / Miami Carol City Senior HS	22	Macon, Todd	R-Jr.	RB	5-10	210	St. Petersburg, Fla. / Adm. Farragut Academy
79	Campbell, Aharown	R-Sr.	OL	6-5	325	Teaneck, N.J. / Teaneck HS (Hargrave)	37	Maitland, Connor	Fr.	FB	5-11	230	Matthews, N.C. / Charlotte Christian School
53	Carlin, Joshua	Fr.	OL	6-3	270	Forest, Va. / Jefferson Forest HS	3	Masha, Stephon	R-Jr.	QB	6-1	195	Marietta, Ga. / South Cobb HS
85	Carrington, Kyle	R-Fr.	WR	6-1	175	Toms River, N.J. / Monsignor Donovan HS	24	Matthews, Malik	R-Fr.	CB	5-11	185	Jacksonville, Fla. / Potter's House Christian Acad.
64	Carter, Beau	R-Fr.	OL	6-4	320	Kents Store, Va. / Fork Union Military Academy	11	McConnell, Lionell	Fr.	WR	5-10	180	Allen, Texas / Allen HS
66	Cook, Spencer	R-Jr.	DL	6-1	285	Houston, Texas / Sharpstown HS	20	McGinty, Solomon	Jr.	S	6-2	225	Navasota, Texas / Navasota HS (Tyler JC)
32	Copeland, Jermaine	R-Fr.	CB	5-9	190	Farmville, Va. / Cumberland HS	4	McKinney, Jaylyn	R-Fr.	LB	6-0	215	Lake Wales, Fla. / Victory Christian Academy
17	Couamin, Kendall	R-Sr.	TE	6-2	240	Miami Lakes, Fla. / Everglades HS	86	Meeks, Tyler	R-Jr.	TE	6-4	230	Lynchburg, Va. / Liberty Christian Academy
66	Crawford, Ethan	Fr.	OL	6-3	315	Augusta, Ga. / Aquinas HS	33	Moncion, Didier	Jr.	RB	5-8	200	Mansfield, Conn. / Edwin O. Smith HS (Manchester CC)
69	Crisp, Devin	Sr.	OL	6-1	305	Oklahoma City, Okla. / Midwest City HS (NW State)	34	Mosley, Carrington	R-Jr.	RB	5-11	225	Brookneal, Va. / Liberty Christian Academy
3	Davis, Rion	R-Fr.	S	6-0	185	Hopkins, S.C. / A.C. Flora HS	18	Newman, Josh	R-Fr.	WR	5-10	180	Gainesville, Va. / Battlefield HS (Virginia Wise)
42	Dessources, Erwin	R-Sr.	DE	6-1	235	Randolph, Mass. / Cambridge Rindge & Latin	9	Newman, Nick	Sr.	LB	6-4	210	Gainesville, Va. / Battlefield HS
56	Duff, Dontae	R-Fr.	OL	6-1	320	Mesquite, Texas / Ralph H. Poteet HS	1	Parker, Zac	Sr.	WR	5-9	175	Reston, Va. / South Lakes HS
7	Espinoza Jr., Ceneca	Fr.	S	6-1	215	Arlington, Va. / Washington & Lee HS	77	Passmore, James	R-So.	OL	6-6	275	Dallas, N.C. / North Gaston HS
13	Evans, Korell	Fr.	LB	6-1	215	Hallandale, Fla. / Hallandale HS	2	Peters, Jeremy	So.	CB	5-10	180	Green Cove Springs, Fla. / Clay HS
82	Farrow, B.J.	R-So.	WR	6-2	170	Lynchburg, Va. / Liberty Christian Academy	49	Pitts, Jason	R-Jr.	LB	6-0	210	Detroit, Mich. / Southfield Senior HS
8	Faulks, Jimmy	Fr.	CB	6-1	175	St. Petersburg, Fla. / Lakewood HS	10	Probert, Alex	Fr.	K	5-9	170	Andover, Minn. / Andover HS
61	Fiordelise, Ben	R-So.	OL	6-3	275	Kalona, Iowa / Mid-Prairie HS	87	Reddick, Cephas	R-So.	WR	5-8	165	Woodbridge, Va. / Forest Park HS
95	Fisher, Devin	R-Fr.	DE	6-1	230	Radford, Va. / Radford HS	30	Robbins, Dexter	Sr.	LB	5-11	220	Sevierville, Tenn. / Sevier County HS
61	Fitzgerald, Marquis	R-So.	WR	6-1	180	Farmville, Va. / Prince Edward County HS	65	Sargeant, Thomas	Fr.	OL	6-3	260	Mechanicsville, Va. / Atlee HS
40	Foutz, Zac	R-Fr.	TE	6-4	220	Roanoke, Va. / Cave Spring HS	21	Scott, Wesley	Sr.	CB	5-10	175	Lorton, Va. / Hayfield Seconardy HS
91	Frazier, Javon	R-Fr.	DL	6-2	235	Stafford, Va. / Colonial Forge HS	8	Shells, Dante'	R-Sr.	WR	6-1	175	Camden, Del. / Caesar Rodney
2	Gandy-Golden, Antonio	Fr.	WR	6-4	190	Dallas, Ga. / Paulding County HS	89	Smith, Canon	R-Sr.	TE	6-4	255	Hoover, Ala. / Briarwood Christian HS
11	Gibson, Cole	Fr.	K	6-1	215	Chesapeake, Va. / Grassfield HS	75	Storey, Gregg	R-So.	OL	6-5	315	Cary, N.C. / Panthers Creek HS
25	Glover, Aaron	Fr.	LB	5-11	200	Norfolk, Va. / Princess Anne HS	47	Thomas, Ben	R-Jr.	DL	6-2	260	Greenwood, S.C. / Greenwood HS (Eastern Arizona)
76	Greene, JaRon	Sr.	DL	6-2	310	Beaumont, Texas / West Brook HS	15	Tillery, T.J.	R-So.	CB	5-10	195	Charlottesville, Va. / Monticello HS
1	Hamilton, DeCarlo	Fr.	NG	6-3	315	Plantation, Fla. / American Heritage School	12	Tillmon, Brandon	Fr.	S	6-1	210	Lexington, S.C. / River Bluff HS
68	Hartman, Tanner	R-Jr.	OL	6-4	290	Christiansburg, Va. / LCA (Penn State)	83	Tully, Josh	R-Fr.	WR	5-10	160	Vancouver, Wash. / Kingsway Christian HS
67	Henderman, Michael	R-Jr.	OL	6-3	290	Atlanta, Ga. / Sandy Creek HS	39	Turner, Chris	R-So.	CB	6-3	175	Columbia, S.C. / Denmark-Olar HS
35	Hickson, Frankie	R-Fr.	RB	5-8	195	Lynchburg, Va. / Heritage HS	35	Turner, Trey	R-Jr.	P	5-11	195	Rome, Ga. / Rome HS
70	Holder, Lucas	R-Jr.	OL	6-4	280	Hillsville, Va. / Carroll County HS	97	Waller, Aaron	Sr.	DT	6-3	330	Long Beach, Calif. / Liberty Christian Academy
6	Holloway, Tyrin	R-Jr.	CB	6-0	190	Humble, Texas / Atascocita HS	54	Wells, Juwan	So.	DL	6-2	215	Dublin, Ga. / Dublin HS
5	Irons, Lucas	R-So.	LB	6-0	205	Fort Lauderdale, Fla. / Coconut Creek HS	46	Williams, Jordan	R-Sr.	S	6-1	190	Buffalo, N.Y. / Bishop Timon St. Jude HS
73	Isaacson, Sam	R-Fr.	OL	6-6	310	Lynchburg, Va. / Liberty Christian Academy	57	Winstead, Hunter	R-Jr.	LS	6-0	215	Raleigh, N.C. / Heritage HS
14	Jackson, Cam	R-So.	CB	6-1	185	Houston, Texas / Lutheran South Academy	13	Yearick, Rudiger	Fr.	QB	6-3	195	Matthews, N.C. / Metrolina Christian Academy
28	Jackson, Corbin	R-So.	S	6-0	190	Charlotte, N.C. / Victory Christian Center	77	Zapata, Daniel	Fr.	OL	6-2	270	Guttenburg, N.J. / Paramus Catholic HS



#1 ZAC PARKER
SR • WR • 5-9 • 175



NOTES: 2015 Second-Team All-Conference ... Ranked second on the team in receptions with 49 and receiving yards with 464 ... Helped Liberty lead the Big South in passing offense (259.9 yards per game) ... Tied for second in the Big South in receptions per game (4.45) and receptions ... Posted his first career 100-yard game against No. 7 Montana with 101 yards on six catches ... Had a 60-yard touchdown catch at West Virginia ... Also led the team in punt returns (11), including a 71-yard TD return at Gardner-Webb.



#76 JaRON GREENE
SR • DT • 6-2 • 310



NOTES: Two-year starter (23 career starts) on the interior line ... Posted career-high tackle numbers in 2015, including 36 total stops ... Ranked third on the team among defensive linemen in tackles ... Was fifth on the squad with 4.5 tackles for a loss ... One of five players on team with multiple sacks in 2015 ... Had five or more tackles in three Big South games ... Posted a career-best eight hits against Kennesaw State ... Helped Liberty lead the Big South with 25 sacks.

2015 INDIVIDUAL STATISTICAL LEADERS

RUSHING	GP	Att	Gain	Loss	Net	Avg	TD	Long	Avg/G
Desmond Rice	11	163	684	54	630	3.9	9	29	57.3
TODD MACON	11	73	316	13	303	4.2	8	44	27.5
D.J. Abnar	6	46	287	19	268	5.8	1	67	44.7
STEPHON MASHA	8	8	62	0	62	7.8	0	19	7.8

PASSING	GP	Effic	Cmp-Att-Int	Pct	Yds	TD	Lng	Avg/G
Josh Woodrum	11	129.86	242-390-4	62.1	2772	12	80	252.0
STEPHON MASHA	8	97.47	2-3-0	66.7	11	0	10	1.4

RECEIVING	GP	No.	Yds	Avg	TD	Long	Avg/G
Darrin Peterson	10	68	906	13.3	7	80	90.6
ZAC PARKER	11	49	464	9.5	1	60	42.2
B.J. FARROW	11	32	448	14.0	2	40	40.7
Desmond Rice	11	23	168	7.3	1	30	15.3
DANTE' SHELLS	11	22	414	18.8	2	72	37.6
DAMIAN KING	10	18	161	8.9	0	29	16.1

PUNT RETURNS	No.	Yds	Avg	TD	Long
ZAC PARKER	11	114	10.4	1	71
Desmond Rice	4	10	2.5	0	12

INTERCEPTIONS	No.	Yds	Avg	TD	Long
CHRIS TURNER	4	0	0.0	0	0
ALPHA JALLOH	2	31	15.5	0	31

KICKOFF RETURNS	No.	Yds	Avg	TD	Long
DAMIAN KING	22	455	20.7	0	38
D.J. Abnar	11	221	20.1	0	55
JEREMY PETERS	8	125	15.6	0	28

----- PATs -----									
SCORING	TD	FGs	Kick	Rush	Rcv	Pass	DXP	Saf	Pts
John Lunsford	0	13-24	32-32	0-0	0	0-0	0	0	71
Desmond Rice	10	0-0	0-0	0-0	0	0-0	0	0	60
TODD MACON	8	0-0	0-0	0-0	0	0-0	0	0	48
Darrin Peterson	7	0-0	0-0	0-0	0	0-0	0	0	42
DANTE' SHELLS	2	0-0	0-0	0-0	0	0-0	0	0	12
ZAC PARKER	2	0-0	0-0	0-0	0	0-0	0	0	12
B.J. FARROW	2	0-0	0-0	0-0	0	0-0	0	0	12

TOTAL OFFENSE	GP	Plays	Rush	Pass	Total	Avg/G
Josh Woodrum	11	441	19	2772	2791	253.7
Desmond Rice	11	163	630	0	630	57.3
TODD MACON	11	73	303	0	303	27.5
D.J. Abnar	6	46	268	0	268	44.7

PUNTING	No.	Yds	Avg	Long	TB	FC	I20	Bkd
TREY TURNER	45	1815	40.3	61	1	15	16	1

ALL PURPOSE	GP	Rush	Rec	PR	KOR	IR	Tot	Avg/G
Darrin Peterson	10	10	906	0	0	0	916	91.6
Desmond Rice	11	630	168	10	0	0	808	73.5
DAMIAN KING	10	-1	161	0	455	0	615	61.5
ZAC PARKER	11	1	464	114	0	0	579	52.6
D.J. Abnar	6	268	6	0	221	0	495	82.5

TACKLES	GP	SOLO	AST	TOT	TFL-YDS	SK-YDS
NICK NEWMAN	11	49	25	74	5.5-18	1.0-4
Avery James	10	44	27	71	3.5-27	1.0-14
Jimmy O'Grady	11	32	30	62	1.0-2	.
Chima Uzowihe	11	34	18	52	17.0-86	8.0-62
ALPHA JALLOH	11	36	12	48	.	.
CORBIN JACKSON	11	31	16	47	6.5-28	0.5-5
Ja'RON GREENE	11	16	20	36	4.5-12	2.0-5
ERWIN DESSOURCES	10	20	16	36	6.0-26	2.5-18

2016 returnees in ALL CAPS

2015 TEAM STATISTICS

	LU	OPP
SCORING	285	296
Points Per Game	25.9	26.9
Points Off Turnovers	38	49
FIRST DOWNS	218	204
Rushing	72	82
Passing	124	103
Penalty	22	19
RUSHING YARDAGE	1317	1614
Yards gained rushing	1574	1945
Yards lost rushing	257	331
Rushing Attempts	369	408
Average Per Rush	3.6	4.0
Average Per Game	119.7	146.7
TDs Rushing	19	22
PASSING YARDAGE	2859	2527
Comp-Att-Int	246-396-4	179-302-10
Average Per Pass	7.2	8.4
Average Per Catch	11.6	14.1
Average Per Game	259.9	229.7
TDs Passing	14	15
TOTAL OFFENSE	4176	4141
Total Plays	765	710
Average Per Play	5.5	5.8
Average Per Game	379.6	376.5
KICK RETURNS: #-Yards	43-823	22-440
PUNT RETURNS: #-Yards	15-124	18-162
INT RETURNS: #-Yards	10-93	4-54
KICK RETURN AVERAGE	19.1	20.0
PUNT RETURN AVERAGE	8.3	9.0
INT RETURN AVERAGE	9.3	13.5
FUMBLES-LOST	11-7	10-4
PENALTIES-Yards	70-628	77-692
Average Per Game	57.1	62.9
PUNTS-Yards	48-1832	52-1999
Average Per Punt	38.2	38.4
Net punt average	34.4	35.3
KICKOFFS-Yards	59-3788	58-3425
Average Per Kick	64.2	59.1
Net kick average	41.9	40.1
TIME OF POSSESSION/Game	32:33	27:27
3RD-DOWN Conversions	67/165	59/145
3rd-Down Pct	41%	41%
4TH-DOWN Conversions	11/20	10/14
4th-Down Pct	55%	71%
SACKS BY-Yards	25-202	16-111
MISC YARDS	0	67
TOUCHDOWNS SCORED	35	37
FIELD GOALS-ATTEMPTS	13-24	13-17
ON-SIDE KICKS	0-0	0-2
RED-ZONE SCORES	(25-34) 74%	(38-45) 84%
RED-ZONE TOUCHDOWNS	(19-34) 56%	(26-45) 58%
PAT-ATTEMPTS	(32-32) 100%	(31-33) 94%
ATTENDANCE	94950	86357
Games/Avg Per Game	5/18990	6/14393

SCORE BY QUARTERS	1st	2nd	3rd	4th	OT	Total
Liberty	59	66	58	102	0	285
Opponents	54	86	73	80	3	296

2015 RESULTS (6-5, 3-3 Big South)

Sept. 5	DELAWARE STATE	W, 32-13
Sept. 12	at West Virginia	L, 17-41
Sept. 19	#7/8 MONTANA	W, 31-21
Sept. 26	at Southern Illinois	L, 13-34
Oct. 3	at Georgia State	W, 41-33
Oct. 10	at Gardner-Webb *	L, 20-34
Oct. 17	at Monmouth *	(OT) L, 17-20
Oct. 24	KENNESAW STATE *	W, 45-35
Nov. 7	PRESBYTERIAN *	W, 21-13
Nov. 14	at #8/11 Charleston Southern *	L, 24-31
Nov. 19	#4/4 COASTAL CAROLINA *	W, 24-21

* - Big South Conference game
HOME GAME IN ALL CAPS



2016 SCHEDULE

Sept. 3	at Lehigh.....	12:30pm	LEH leads series, 5-1
Sept. 10	at Delaware State.....	5:00pm	MU leads series, 1-0
Sept. 17	at Kent State.....	3:30pm	1st meeting
Sept. 24	CHARLESTON SOUTHERN *	1:00pm	CSU leads series, 2-0
Oct. 1	FORDHAM.....	1:00pm	series tied, 1-1
Oct. 8	at Howard.....	1:00pm	1st meeting
Oct. 13	at Presbyterian *	7:00pm	series tied, 1-1
Oct. 22	at Liberty *	3:30pm	LU leads series, 2-1
Oct. 29	KENNESAW STATE *	1:00pm	KSU leads series, 1-0
Nov. 5	at Coastal Carolina.....	2:00pm	CCU leads series, 4-0
Nov. 19	at Gardner-Webb *	1:30pm	MU leads series, 2-0

HOME GAME IN ALL CAPS

* - Big South Conference game

All Times EST and subject to change

HAWK QUICK FACTS

Location:.....West Long Branch, N.J.
 Founded:.....1933
 Enrollment:.....6,300
 Nickname:.....Hawks
 School Colors:.....Midnight Blue and White
 Stadium:.....Kessler Field at Monmouth Stadium (4,200)
 Surface:.....FieldTurf
 President:.....Dr. Paul R. Brown (Franklin & Marshall)
 Athletics Director:.....Dr. Marilyn McNeil (Calgary, 1968)
 Senior Woman Administrator:.....Jennifer Lawler
 Faculty Athletics Representative:.....Dr. Richard Veit
 Athletic Dept. Phone:.....732-571-3415
 Ticket Office Phone:.....732-263-6889
 Website:.....GoMUHawks.com
 Twitter Feed:.....@MUHawksFB

HAWK FOOTBALL FACTS

First Year:.....1993
 Overall All-Time Record:.....131-108 (.548)
 Overall Big South Record:.....4-7 (.364)
 Big South Championships:.....none
 No. Years in FCS Playoffs (Years):.....none
 All-Time FCS Playoff Record:.....n/a
 Last Postseason Appearance:.....2006 Gridiron Classic
vs. San Diego (L, 7-27)
 2015 Overall Record:.....5-6
 2015 Big South Record (Finish):.....3-3 (T-3rd)
 Final 2015 National Top 25 Rankings:.....none
 Football Office Phone:.....732-263-5179
 Best Time To Reach Coach Kevin Callahan:.....Contact SID
 Football SID Contact:.....Greg Viscomi
 SID Office Phone:.....732-571-4447
 SID Cell Phone:.....732-966-5821
 SID e-mail:.....gviscomi@monmouth.edu
 SID Fax:.....732-571-3535
 Press Box Phone:.....732-571-4400



2016 TEAM INFORMATION

Primary Offense: Multiple

Primary Defense: 4-3

Lettermen Returning: 46

24 Offense
 19 Defense
 3 Specialty

Lettermen Lost: 19

9 Offense
 10 Defense
 0 Specialty

Starters Returning: 16

Offense (6)
 QB Cody Williams, 6-5, 190, Soph.
 RB Lavon Chaney, 5-9, 190, Sr.
 WR Darren Ambush, 5-8, 185, Sr.
 WR Reggie White Jr., 6-3, 195, R-Soph.
 C Alex Thompson, 6-4, 295, Jr.
 LT Matt Stoneberg, 6-5, 300, Sr.

Defense (7)
 DL Dimitrius Smith, 6-2, 305, Sr.
 DL Darnell Leslie, 6-2, 235, R-Jr.
 DL Andrew Foster, 6-6, 285, Soph.
 MLB Payton Minnich, 6-3, 245, Sr.
 DB Mike Basile, 6-1, 200, Jr.
 DB Marcus Leslie, 5-10, 185, Jr.
 DB Teddie Martinez, 6-0, 180, Sr.

Specialty (3)
 PK/P Matt White, 6-1, 185, Jr.
 LS Mike Christ, 6-2, 245, Jr.
 RS Lavon Chaney, 5-9, 190, Sr.

Starters Lost: 9

Offense (5)
 WR Pat Gray
 TE Hakeem Valles
 LG Hunter McHugh
 RG Anthony Alosi
 RT Rotchill Medor

Defense (4)
 DT Andrew Jurczynski
 OLB John Sieczkowski
 OLB Anthony McDonnaugh
 CB Joe Johnson

Specialty (0)



2015 All-Conference Honors



HEAD COACH

KEVIN CALLAHAN

24th season at Monmouth
131-108 (.548)

HOMETOWN:

Elmira, N.Y.

ALMA MATER (YEAR):

Rochester (1977)

PLAYING CAREER:

Defensive Back at Rochester (1975-76)

COACHING CAREER:

MONMOUTH - Head Coach.....1992-present
Colgate - Assistant Head Coach/Defensive Coordinator.....1984-91
Wagner - Defensive Coordinator/Linebackers.....1981-83
Syracuse - Offensive Backfield Assistant.....1980
Albany - Graduate Assistant.....1977-79

COACHING & CAREER HIGHLIGHTS:

- Is the only head coach in the history of Monmouth football
- Directed Hawks to 3rd-place Big South finish in second season in the league in 2015
- Monmouth was voted the Big South's 2015 Football Team Sportsmanship Award winner
- Has had 13 All-Big South honorees since joining the league, plus 2014 Freshman of the Year honoree in **MIKE BASILE**
- Led Monmouth to winning season in 2014, the program's first since 2008
- His 131 wins rank tied for 14th among active coaches at the FCS level
- Led Hawks to five Northeast Conference titles
- Three-time NEC Coach of the Year (1998, 2003, 2006)
- Has had three players named as finalists for Jerry Rice Award
- Squad posted top GPA in the NEC in 2010
- Won 100th game on Oct. 31, 2009 (Bryant)
- Has directed Hawks to two postseason appearances -- 2003 ECAC Football Classic and the 2006 Gridiron Classic
- Awarded The Sports Network Cup in 2004 after going 10-1 to claim the I-AA Mid-Major National Championship
- Has coached 13 Conference Players of the Year while at Monmouth
- Has had a CoSIDA Academic All-District selection 15 consecutive seasons
- Three former Hawks have earned spots on NFL rosters, including **MILES AUSTIN** (Browns)
- A member of the FCS Football Coaches Committee since 2002, served as President in 2007-08
- Inducted into the Shore Football Coaches Foundation Hall of Fame in June 2016 as well as the Jersey Shore Hall of Fame in 2006

ASSISTANT COACHES & SUPPORT STAFF

Andy Bobik (Colgate, 1982) - Assoc. Head Coach/Def. Coordinator
TJ DiMuzio (Delaware, 2006) - Receivers
Sam Dorsett (Robert Morris, 2003) - Running Backs/Special Teams
Brian Gabriel (Siena, 2002) - Assistant Head Coach/OL/Recruit Coord.
Jeff Gallo (Monmouth, 2005) - Assistant Head Coach/Tight Ends
Andrew Kirkland (Colgate, 2006) - Linebackers
Scott Lakatos (Western Connecticut, 1988) - Defensive Backs
Kevin Morris (Williams, 1986) - Offensive Coordinator
Evan Rugel - Video Coordinator
Chuck Whedon - Athletics Trainer



KEVIN CALLAHAN'S HEAD COACHING RECORD


Year	School	Overall	Conference
1993	Monmouth	2-5	
1994	Monmouth	7-2	
1995	Monmouth	7-3	
1996	Monmouth	7-3	3-1
1997	Monmouth	5-4	3-1
1998	Monmouth	5-5	4-1
1999	Monmouth	2-8	2-5
2000	Monmouth	5-6	4-4
2001	Monmouth	7-3	5-2
2002	Monmouth	2-8	2-5
2003	Monmouth	10-2	6-1
2004	Monmouth	10-1	6-1
2005	Monmouth	6-4	4-3
2006	Monmouth	10-2	6-1
2007	Monmouth	4-6	3-3
2008	Monmouth	7-4	6-1
2009	Monmouth	5-6	4-4
2010	Monmouth	3-8	3-5
2011	Monmouth	5-6	4-4
2012	Monmouth	5-5	4-3
2013	Monmouth	6-6	
2014	Monmouth	6-5	1-4
2015	Monmouth	5-6	3-3
Big South Total		11-11	4-7
Career Total		131-108	70-47



ALPHABETICAL ROSTER

NO.	NAME	YR	POS	HT	WT	HOMETOWN / PREVIOUS SCHOOL
28	Allen, Wendell	Fr.	DB	6-0	175	Monmouth Junction, N.J. / South Brunswick
7	Ambush, Darren	Sr.	WR	5-8	185	Dickerson, Md. / Urbana
47	Anthony, Brandon	Sr.	LB	6-2	190	Columbia, Md. / Atholton
17	Ashley, Andrew	R-Fr.	DB	5-8	175	Laurel, Md. / Good Counsel
16	Bahar, Kenji	R-Fr.	QB	6-3	175	Baltimore, Md. / Calvert Hall
80	Barneys, Bryce	Fr.	WR	6-0	160	Avenel, N.J. / Colonia
30	Basile, Mike	Jr.	DB	6-1	200	Brick, N.J. / Brick Memorial
81	Batts, Brandon	So.	WR	5-10	175	Elkridge, Md. / Mount St. Joseph
1	Berry, Tymer	So.	WR	6-1	175	Toms River, N.J. / Toms River South
63	Bond, Nate	So.	OL	6-3	250	Reinholds, Pa. / Conrad Weiser
42	Brice, Jonathan	Fr.	DB	6-1	200	Baltimore, Md. / Archbishop Curley
67	Brodie, Ryan	R-Sr.	OL	6-5	320	Long Branch, N.J. / Long Branch (Rutgers)
74	Brown, Cam	Fr.	OL	6-2	285	Philadelphia, Pa. / Simon Gratz
68	Brown, Eli	Sr.	DL	6-4	260	Bladensburg, Md. / Bladensburg
46	Brown, Dylan	Fr.	TE	6-5	205	Arnold, Md. / St. Mary's
22	Butler, Kevin	Sr.	DB	5-11	210	Piscataway, N.J. / Piscataway
29	Castronuova, Matt	So.	WR	5-9	175	Jackson, N.J. / Jackson Memorial
13	Celestain, LeKeith	So.	DB	6-1	175	Brooklyn, N.Y. / Holy Cross
21	Chaney, Lavon	Sr.	RB	5-9	190	Edgewater, Md. / South River
6	Choi, Matt	Sr.	WR	6-2	200	Gaithersburg, Md. / Quince Orchard
44	Christ, Mike	Jr.	LS	6-2	245	Sterling, Va. / Dominion
75	Christian, Manny	Fr.	OL	6-5	280	Newark, N.J. / Newark Central
86	Clark, Shawn	So.	TE	6-8	230	Potsdam, N.Y. / Potsdam (Cushing Academy)
78	Clayton, Russ	Jr.	OL	6-4	275	Monroe, N.J. / Monroe Township
41	Coleman, John	Jr.	K	6-0	195	Sparta, N.J. / Sparta
69	DaCosta, Taylor	Fr.	OL	6-3	240	Kenilworth, N.J. / David Brearley HS
93	Davidson, Russell	Fr.	DL	6-4	250	New Providence, N.J. / New Providence
18	Davies, Bob	Sr.	QB	6-0	180	Jackson, N.J. / Jackson Liberty
24	Dumas, Kamau	Sr.	DB	5-9	180	Morristown, N.J. / Morristown
19	Ezemma, Ugo	So.	WR	6-1	195	Nanuet, N.Y. / St. Joe's Montvale
85	Fabel, Zach	Gr.	TE	6-3	265	Brigantine, N.J. / Holy Spirit
94	Faber, Ryan	So.	DL	6-1	250	Sparta, N.J. / Seton Hall Prep
4	Fair, Deonta	So.	DB	6-0	185	Miami, Fla. / American Heritage Plantation
61	Farris, AJ	Fr.	OL	6-2	295	Newark, Del. / Eastern Christian Academy
59	File Jr., Carl	Jr.	LB	5-11	235	Millville, N.J. / St. Augustine Prep
62	Gallina, John	R-Fr.	OL	6-7	335	Forest Hill, Md. / Bel Air
38	Grasso, Vinny	Jr.	WR	5-7	175	Toms River, N.J. / Monsignor Donovan
35	Gregory, Kyle	Jr.	DB	6-0	195	Germantown, Md. / Quince Orchard
45	Grimes, Da'Quan	Fr.	LB	5-11	205	Gaithersburg, Md. / Damascus
66	Gwizdz, Matt	Sr.	DL	6-1	280	Whitehouse Station, N.J. / Hunterdon Central
87	Hartwick, Ben	So.	TE	6-6	240	Mahwah, N.J. / Mahwah
58	Hasan, Adham	So.	LB	5-11	225	Fredericksburg, Va. / Mountain View
82	Hernighaus, Gabe	Sr.	TE	6-4	250	Bridgeton, N.J. / Cumberland
27	Iroha, Agbai	Jr.	DB	5-9	195	Union, N.J. / Union
65	James, Charles	Fr.	OL	6-5	265	Union, N.J. / Union
8	Jolly, Michael	Jr.	RB	5-6	180	Springfield, Va. / Robert E. Lee
32	Jones, Devell	So.	RB	6-0	235	Iselin, N.J. / Lincoln
95	Kakar, Adam	Fr.	DL	6-3	300	Toms River, N.J. / Toms River North (Milford)

NO.	NAME	YR	POS	HT	WT	HOMETOWN / PREVIOUS SCHOOL
98	Kelly-Gamble, Lowell	Fr.	DL	6-2	235	Bloomfield, N.J. / Bloomfield
60	Larson, Will	R-Fr.	OL	6-5	270	Leesburg, Va. / Tuscarora
2	Leslie, Darnell	R-Jr.	DL	6-2	235	Gaithersburg, Md. / Quince Orchard
3	Leslie, Marcus	Jr.	DB	5-10	185	Miami, Fla. / Coral Reef Senior
91	Locke, Kevin	So.	DL	6-3	245	Millstone, N.J. / Allentown
90	Maragoto, Manny	Sr.	DL	6-6	255	Freehold, N.J. / Freehold Township
97	Martin, DJ	Sr.	DL	6-2	265	Burlington, N.J. / Burlington Township
23	Martinez, Teddie	Sr.	DB	6-0	180	Baltimore, Md. / St. Paul's School
73	Mazzone, Gianni	Fr.	OL	6-3	280	Manalapan, N.J. / Freehold Twp.
50	Minnich, Payton	Sr.	LB	6-3	245	Harrisburg, Pa. / Central Dauphin East
25	Moore, Lonnie	Fr.	WR	5-10	160	Sicklerville, N.J. / Paul VI
37	Mosquera, Matt	Fr.	K	5-10	175	Middletown, N.J. / Middletown South
51	Nelson, Tre	So.	LB	6-1	220	Palmerton, Pa. / Palmerton
43	Paterra, Anthony	So.	WR	5-10	160	Pelham, N.Y. / Pelham Memorial
84	Phelps, Devin	So.	WR	6-1	175	Baltimore, Md. / St. Francis
57	Pierce, Sam	So.	OL	6-2	280	New Brunswick, N.J. / New Brunswick
53	Powell, Evan	Fr.	LB	6-1	230	Marlton, N.J. / Cherokee
83	Powell, Jake	So.	TE	6-5	235	Marlton, N.J. / Cherokee
15	Ray, Devin	Sr.	QB	6-3	215	Bedminster, N.J. / Bernards (Rutgers)
39	Redaelli, Larry	So.	RB	5-7	185	Monmouth Beach, N.J. / Red Bank Catholic
55	Righi, Peter	Jr.	OL	6-3	285	Fair Haven, N.J. / Rumson Fair-Haven
20	Royds, Ed	R-Sr.	RB	5-11	200	Mount Laurel, N.J. / Shawnee (Navy)
14	Runza, Christian	Jr.	QB	6-1	215	Noorwood, N.J. / Old Tappen
64	Rutowski, Joe	Fr.	OL	6-3	265	Middletown, N.J. / Middletown South
92	Scarlett, Kahari	Fr.	DL	6-3	220	Bloomfield, Conn. / Bloomfield
99	Schoer, Ryan	Jr.	LB	6-1	225	Manalan, N.J. / Red Bank Regional (Rhode Island)
70	Shabana, Mahmoud	Fr.	OL	6-3	250	New York, N.Y. / Brooklyn Tech
40	Shanks, Shamar	Fr.	LB	6-2	220	Baltimore, Md. / Gilman
10	Smith, Anthony	Sr.	DB	6-0	205	Dover, N.J. / Pope John XXIII (Penn State)
5	Smith, Dimitrius	R-Sr.	DL	6-2	305	Millstone, N.J. / Jackson Memorial (Milford)
76	Stoneberg, Matt	Sr.	OL	6-5	300	Bel Air, Md. / Bel Air
89	Strange, Mike	R-Sr.	WR	6-5	210	Davidsonville, Md. / South River
72	Syracuse, Brian	Fr.	OL	6-4	275	Nanuet, N.Y. / Nanuet
48	Talley, Zach	So.	LB	6-3	230	Quakertown, Pa. / Lansdale Catholic
54	Thompson, Alex	Jr.	OL	6-4	295	Lawnsdale, N.J. / Haddon Heights (W. Virginia)
52	Tomlinson, Keneek	Fr.	DL	6-2	220	East Orange, N.J. / East Orange
88	Venier, Nick	Fr.	TE	6-5	255	Staten Island, N.Y. / New Dorp
26	Wagar, Christian	So.	DB	6-0	195	Neptune, N.J. / Red Bank Catholic (East Coast Prep)
34	Welch, Zach	Sr.	RB	5-11	225	Middletown, Md. / Middletown
11	Welch, Michael	Fr.	QB	6-1	215	Medford, N.J. / Shawnee
71	Wetzel, Ryan	Jr.	OL	6-4	285	Freehold, N.J. / Colts Neck
36	Wharton, Brendan	Sr.	LB	6-2	215	Tjamsville, Md. / Urbana
49	White, Matt	Jr.	K	6-1	185	Gibsonia, Pa. / Mars Area
9	White Jr., Reggie	R-So.	WR	6-3	195	Randallstown, Md. / Milford Mill Academy
12	Williams, Cody	R-So.	QB	6-4	190	Springfield, Mass. / Central
77	Williams, Keith	Fr.	OL	6-7	270	Baltimore, Md. / Overlea
56	Zubieta, Diego	So.	LB	5-10	205	Newtown Square, Pa. / Penncrest



#7 DARREN AMBUSH
SR • WR • 5-8 • 185



NOTES: First-Team All-Big South ... Was third in the conference with 614 receiving yards and receiving yards per game (55.6) ... Finished fifth in reception touchdowns with 4 ... Ranked 10th in the league in punt returns and punt return yardage ... Led the team in receptions (49) and yards and finished second on the team in touchdown receptions ... Totaled 881 all-purpose yards to rank eighth in the conference and second among Big South receivers.



#30 MIKE BASILE
JR • DB • 6-1 • 200



NOTES: First-Team All-Big South in 2015 for the second straight year ... Led Big South in total tackles (119) and solo tackles (70) ... Finished season ranked fourth in FCS in solo tackles per game and 16th in total tackles per game ... Set the Monmouth single season record for tackles ... Had double-digit tackles in nine of 11 games, including six consecutive ... Recorded 17 stops (9 solo, 8 assisted) at Wagner ... Finished with 66 tackles and 11.0 tackles per game in conference action, tops in the league ... 2014 Big South Freshman of the Year.

2015 INDIVIDUAL STATISTICAL LEADERS

RUSHING	GP	Att	Gain	Loss	Net	Avg	TD	Long	Avg/G
LAVON CHANEY	10	182	864	58	806	4.4	7	41	80.6
ZACH WELCH	7	65	369	3	366	5.6	3	32	52.3
CODY WILLIAMS	11	110	523	161	362	3.3	3	71	32.9
DARREN AMBUSH	11	13	107	0	107	8.2	1	20	9.7
MICHAEL JOLLY	6	17	107	4	103	6.1	0	48	17.2

PASSING	GP	Effic	Cmp-Att-Int	Pct	Yds	TD	Lng	Avg/G
CODY WILLIAMS	11	114.63	182-311-11	58.5	1868	12	81	169.8

RECEIVING	GP	No.	Yds	Avg	TD	Long	Avg/G
DARREN AMBUSH	11	49	614	12.5	4	81	55.8
REGGIE WHITE JR	11	35	432	12.3	5	50	39.3
Pat Gray	11	23	200	8.7	1	30	18.2
LAVON CHANEY	10	23	176	7.7	1	26	17.6
Hakeem Valles	11	22	236	10.7	0	25	21.5
UGO EZEMMA	9	15	188	12.5	3	64	20.9

PUNT RETURNS	No.	Yds	Avg	TD	Long
Joe Johnson	6	18	3.0	0	9
DARREN AMBUSH	5	20	4.0	0	14

INTERCEPTIONS	No.	Yds	Avg	TD	Long
Joe Johnson	3	76	25.3	0	45
Malcolm Powers	2	0	0.0	0	0
MIKE BASILE	2	0	0.0	0	0

KICKOFF RETURNS	No.	Yds	Avg	TD	Long
KAMAU DUMAS	17	324	19.1	0	31
DARREN AMBUSH	7	140	20.0	0	32
ED ROYDS	4	74	18.5	0	28

[----- PATs -----]									
SCORING	TD	FGs	Kick	Rush	Rcv	Pass	DXP	Saf	Pts
MATT WHITE	0	8-14	26-27	0-0	0	0-0	0	0	50
LAVON CHANEY	8	0-0	0-0	0-0	0	0-0	0	0	48
DARREN AMBUSH	5	0-0	0-0	0-0	0	0-1	0	0	30
REGGIE WHITE JR	5	0-0	0-0	0-0	0	0-0	0	0	30
CODY WILLIAMS	3	0-0	0-0	0-0	0	0-1	0	0	18
ZACH WELCH	3	0-0	0-0	0-0	0	0-0	0	0	18
UGO EZEMMA	3	0-0	0-0	0-0	0	0-0	0	0	18

TOTAL OFFENSE	GP	Plays	Rush	Pass	Total	Avg/G
CODY WILLIAMS	11	421	362	1868	2230	202.7
LAVON CHANEY	10	184	806	64	870	87.0
ZACH WELCH	7	65	366	0	366	52.3
DARREN AMBUSH	11	13	107	0	107	9.7
MICHAEL JOLLY	6	17	103	0	103	17.2

PUNTING	No.	Yds	Avg	Long	TB	FC	I20	Bkd
MATT WHITE	55	2199	40.0	68	2	4	12	0

ALL PURPOSE	GP	Rush	Rec	PR	KOR	IR	Tot	Avg/G
LAVON CHANEY	10	806	176	0	0	0	982	98.2
DARREN AMBUSH	11	107	614	20	140	0	881	80.1
REGGIE WHITE JR	11	-5	432	0	0	0	427	38.8
ZACH WELCH	7	366	25	0	0	0	391	55.9
CODY WILLIAMS	11	362	9	0	0	0	371	33.7

TACKLES	GP	SOLO	AST	TOT	TFL-YDS	SK-YDS
MIKE BASILE	11	70	49	119	7.0-21	1.0-8
PAYTON MINNICH	11	43	31	74	5.5-13	.
Joe Johnson	11	44	13	57	5.0-14	.
Anthony McDonnaugh	11	29	26	55	7.0-13	.
DIMITRIUS SMITH	11	16	23	39	6.5-26	1.5-14
John Sieczkowski	9	20	15	35	7.5-34	2.0-22
DEONTA FAIR	10	23	10	33	0.5-2	.
TYMERE BERRY	9	22	9	31	.	.

2016 returnees in ALL CAPS

2015 TEAM STATISTICS

	MU	OPP
SCORING	226	277
Points Per Game	20.5	25.2
Points Off Turnovers	35	76
FIRST DOWNS	190	217
Rushing	90	93
Passing	84	113
Penalty	16	11
RUSHING YARDAGE	1676	1681
Yards gained rushing	2008	1930
Yards lost rushing	332	249
Rushing Attempts	411	423
Average Per Rush	4.1	4.0
Average Per Game	152.4	152.8
TDs Rushing	14	18
PASSING YARDAGE	1980	2324
Comp-Att-Int	187-317-12	186-319-13
Average Per Pass	6.2	7.3
Average Per Catch	10.6	12.5
Average Per Game	180.0	211.3
TDs Passing	14	14
TOTAL OFFENSE	3656	4005
Total Plays	728	742
Average Per Play	5.0	5.4
Average Per Game	332.4	364.1
KICK RETURNS: #-Yards	33-617	38-651
PUNT RETURNS: #-Yards	11-38	27-267
INT RETURNS: #-Yards	13-145	12-70
KICK RETURN AVERAGE	18.7	17.1
PUNT RETURN AVERAGE	3.5	9.9
INT RETURN AVERAGE	11.2	5.8
FUMBLES-LOST	14-7	13-9
PENALTIES-Yards	57-491	60-524
Average Per Game	44.6	47.6
PUNTS-Yards	55-2199	48-1808
Average Per Punt	40.0	37.7
Net punt average	34.4	35.2
KICKOFFS-Yards	45-2212	57-3361
Average Per Kick	49.2	59.0
Net kick average	33.6	40.2
TIME OF POSSESSION/Game	29:21	30:39
3RD-DOWN Conversions	52/162	69/153
3rd-Down Pct	32%	45%
4TH-DOWN Conversions	21/34	6/12
4th-Down Pct	62%	50%
SACKS BY-Yards	18-122	17-104
MISC YARDS	0	2
TOUCHDOWNS SCORED	29	33
FIELD GOALS-ATTEMPTS	8-14	16-19
ON-SIDE KICKS	2-2	1-1
RED-ZONE SCORES	(26-36) 72%	(38-47) 81%
RED-ZONE TOUCHDOWNS	(19-36) 53%	(25-47) 53%
PAT-ATTEMPTS	(26-27) 96%	(25-27) 93%
ATTENDANCE	12303	41012
Games/Avg Per Game	5/2461	6/6835

SCORE BY QUARTERS	1st	2nd	3rd	4th	OT	Total
Monmouth	55	50	52	66	3	226
Opponents	48	118	45	66	0	277

2015 RESULTS (5-6, 3-3 Big South)

Sept. 5	HOLY CROSS	L, 19-27
Sept. 12	at Central Michigan	L, 10-31
Sept. 19	at Wagner	W, 31-16
Sept. 26	at #16/16 Fordham	L, 31-54
Oct. 3	BRYANT	W, 31-24
Oct. 10	at Charleston Southern *	L, 7-37
Oct. 17	#22/22 LIBERTY *	(OT) W, 20-17
Oct. 24	#1/2 COASTAL CAROLINA *	L, 20-23
Oct. 31	at Kennesaw State *	L, 13-23
Nov. 14	PRESBYTERIAN *	W, 21-16
Nov. 21	at Gardner-Webb *	W, 23-9

* - Big South Conference game
HOME GAME IN ALL CAPS

2016 SCHEDULE

Sept. 1	at Central Michigan	7:00pm	1st meeting
Sept. 10	at Chattanooga	2:00pm	UTC leads series, 5-2
Sept. 17	at Campbell	6:00pm	PC leads series, 1-0
Sept. 24	FLORIDA TECH	7:00pm	1st meeting
Oct. 8	at Gardner-Webb *	6:00pm	GWU leads series, 20-18
Oct. 13	MONMOUTH *	7:00pm	series tied, 1-1
Oct. 22	at Charleston Southern *	3:00pm	PC leads series, 14-9
Oct. 29	COASTAL CAROLINA	2:00pm	CCU leads series, 8-1
Nov. 5	LIBERTY *	2:00pm	LU leads series, 9-4
Nov. 12	at Kennesaw State *	12:00pm	PC leads series, 1-0
Nov. 19	at Florida	TBA	UF leads series, 1-0

HOME GAME IN ALL CAPS

* - Big South Conference game

All Times EST and subject to change

BLUE HOSE QUICK FACTS

Location:	Clinton, S.C.
Founded:	1880
Enrollment:	1,300
Nickname:	Blue Hose
School Colors:	Garnet and Blue
Stadium:	Bailey Memorial Stadium (6,500)
Surface:	Natural Grass
President:	Bob Staton (Presbyterian, 1968)
Athletics Director:	Brian Reese (Grand Valley State, 1986)
Senior Woman Administrator:	Dee Nichols
Faculty Athletics Representative:	Dr. Craig Powell
Athletic Dept. Phone:	864-833-8240
Ticket Office Phone:	864-833-8241
Website:	www.gobluehose.com
Twitter Feed:	@BlueHoseSports

BLUE HOSE FOOTBALL FACTS

First Year:	1913
Overall All-Time Record:	489-491-35 (.499)
Overall Big South Record:	8-32 (.200)
Big South Championships:	none
No. Years in FCS Playoffs (Years):	none
All-Time FCS Playoff Record:	n/a
Last Postseason Appearance:	2005 NCAA Division II Second Round
	vs. Central Arkansas (L, 28-53)
2015 Overall Record:	2-9
2015 Big South Record (Finish):	1-5 (7th)
Final 2015 National Top 25 Rankings:	none
Football Office Phone:	864-833-8247
Best Time To Reach Coach Harold Nichols:	Contact SID
Football SID Contact:	Davis Simpson
SID Office Phone:	864-833-7095
SID Cell Phone:	864-884-2157
SID e-mail:	dasimpson@presby.edu
SID Fax:	864-833-8323
Press Box Phone:	864-938-4040



2016 TEAM INFORMATION

Primary Offense: Spread


Primary Defense: 4-3

Lettermen Returning: 55

23	Offense
29	Defense
4	Specialty

Lettermen Lost: 32

15	Offense
14	Defense
3	Specialty



Starters Returning: 14

Offense (7)	
QB	Ben Cheek, 6-0, 180, R-Soph.
RB	Darrell Bridges, 6-1, 200, R-Jr.1st Team All-Big South
WR	Daryl Wilson, 6-1, 200, Sr.
TE	Joseph Purter, 6-3, 240, Sr.
OL	Ryan Bristow, 6-5, 270, R-Sr.
OL	Zach Cooper, 6-0, 275, R-Soph.
OL	Frank Keller, 6-0, 280, R-Soph.

Defense (5)

DT	Obinna Ntiasagwe, 6-2, 240, R-Jr.
DT	Kamren Mack, 6-2, 240, Sr.
MLB	Jerry Burk, 6-3, 220, R-Soph.
CB	Steve Osondu, 5-11, 180, Jr.
FS	Kevin Green, 6-0, 180, Sr.

Specialty (3)

PK	Brett Norton, 6-0, 165, Soph.
KO	Tim Hartshorn, 6-1, 165, R-Soph.
RS	DaShawn Davis, 5-9, 160, Soph.

Starters Lost: 11

Offense (4)	
WR	Jordan Hallums
WR	Devron Glenn
LT	Austin Allen
RG	Ryan Railey

Defense (6)

DE	Ugonna Akoh.....2nd Team All-Big South
DL	Darius Norfleet
LB	Donelle Williams.....1st Team All-Big South
LB	DaRon Dickey
CB	Shonquille Byers
SS	Ed Britt.....1st Team All-Big South

Specialty (1)

P	Stephen Doar1st Team All-Big South
---	--



HEAD COACH

HAROLD NICHOLS

8th season at Presbyterian College
17-60 (.221)

HOMETOWN:

New Smyrna Beach, Fla.

ALMA MATER (YEAR):

Presbyterian College (1989)



HAROLD NICHOLS' HEAD COACHING RECORD

Year	School	Overall	Big South
2009	Presbyterian College	0-11	0-6
2010 *	Presbyterian College	0-11	0-6
2011	Presbyterian College	4-7	3-3
2012	Presbyterian College	2-9	0-6
2013	Presbyterian College	3-8	1-4
2014	Presbyterian College	6-5	3-2
2015	Presbyterian College	2-9	1-5
Career Total		17-60	8-32

PLAYING CAREER:

Quarterback at Presbyterian College (1985-89)
Quarterback at New Smyrna Beach HS (1983-85)

* - Wins during the 2010 season were forfeited due to the use of a player that was declared ineligible following the season. The overall and coach totals have been adjusted.

COACHING CAREER:

PRESBYTERIAN COLLEGE - Head Coach.....2009-present
Bucknell - Offensive Coordinator/QBs/Fullbacks.....2008-09
Rhode Island - Associate Head Coach/Offensive Coord.....2000-07
PRESBYTERIAN COLLEGE - Receivers/Kickers/Specialists.....1996-00
Georgia Southern - WRs/RBs/DEs/Kickers/Specialists.....1993-96
PRESBYTERIAN COLLEGE - Quarterbacks/Running Backs.....1990-92

COACHING & CAREER HIGHLIGHTS:

- Named Presbyterian College's head coach on Jan. 14, 2009
- Voted 2014 Big South Co-Coach of the Year
- Directed Blue Hose to wins over two nationally-ranked opponents and the program's first winning season as full Division I members in 2014
- Led PC to its highest winning percentage in Big South games (.600) in 2014, as well as the program's most overall wins since 2007
- PC received Top 25 consideration eight different weeks in 2014 (reached as high as No. 35 in the extended rankings)
- Blue Hose held its seven FCS opponents to 15.9 points in 2014
- Developed **JUSTIN BETHEL** into 2011 Big South Defensive Player of the Year and eventual NFL draft pick and two-time Pro Bowl selection
- Has coached 31 All-Conference players during his seven seasons at the helm of the Blue Hose program, including seven in 2011
- Had his first Freshman of the Year honoree (**DONELLE WILLIAMS**), as well as PC's first Big South Defensive Player of the Year honoree (Bethel), in 2011
- Rhode Island broke school rushing record every year in first four seasons with the program
- 2003 squad rushed for A-10 record 4,003 yards to rank 2nd in FCS that season
- Helped Georgia Southern to a 33-15 record and two NCAA quarterfinal play-off appearances (1993, 1995) during his tenure
- Member of coaching staff that won 2003 SoCon title
- Helped PC improve from 5-6 in 1997 to 8-3 and 7-4 the next two seasons
- Will serve as FCS Executive Committee Vice-President of the AFCA in 2016, and become President for one year in 2017.

ASSISTANT COACHES & SUPPORT STAFF

Dave Dunagan (Presbyterian College, 2008) - Linebackers/Special Teams
Mitch Hall (Western Carolina, 2003) - Running Backs/Tight Ends
Clay Hodges (Kennesaw State, 2012) - Defensive Secondary
Roland Matthews (Presbyterian College, 2014) - Defensive Line/Equipment
Adam Mims (Furman, 2010) - Wide Receivers
Kyle Pope (Jacksonville State, 2015) - Defensive Line
Joey Orck (Presbyterian College, 2008) - Offensive Line
Tommy Spangler (Georgia, 1983) - Defensive Coordinator/Secondary
Todd Varn (N.C. State, 1992) - Offensive Coordinator/Quarterbacks
Nelson Jones - Director of Sports Medicine



ALPHABETICAL ROSTER

NO.	NAME	YR	POS	HT	WT	HOMETOWN/PREVIOUS SCHOOL
37	Bacon, R.J.	Fr.	P	6-1	170	Columbia, S.C. / Spring Valley HS
23	Baker, Robert	R-So.	DB	6-3	185	Conyers, Ga. / Salem
47	Beidel, Grant	R-Jr.	LB	6-1	200	Roswell, Ga. / Roswell
98	Bey, Curtis	Sr.	DL	6-3	300	Columbia, S.C. / Ridge View
78	Biscardi, John	Jr.	OL	6-3	285	Fleming Island, Fla. / Fleming Island
41	Boland, Jackson	R-So.	P	5-10	170	Ware Shoals, S.C. / Ware Shoals
34	Boyd, Dante	So.	LB	6-1	240	Prosperity, S.C. / Mid-Carolina
93	Branch, Michael	Fr.	DT	6-2	270	Pleasant Garden, N.C. / SE Guilford HS
10	Bridges, Darrell	R-Jr.	RB	6-1	200	Chattanooga, Tenn. / Ridgeland
54	Bristow, Ryan	R-Sr.	OL	6-5	270	High Point, N.C. / Southwest Guilford
18	Brock, Will	R-Jr.	QB	6-2	195	Cleveland, Ga. / White County
70	Broom, Thomas	R-So.	OL	6-0	265	York, S.C. / York
24	Brown, Malachi	Fr.	DB	5-11	180	Jonesboro, Ga. / Stockbridge HS
73	Brown, Ryan	Sr.	DL	6-3	230	Apex, N.C. / Hargrave Military Academy
--	Buchanan, Creighton	Fr.	ATH	6-4	185	Alpharetta, Ga. / King's Ridge Christian School
25	Burgess, Ryan	R-So.	DB	6-1	190	Chamblee, Ga. / Chamblee
48	Burk, Jerry	R-So.	LB	6-3	220	Concord, N.C. / Concord
99	Callaway, William	Fr.	DE	6-4	200	Stone Mountain, Ga. / Towers HS
38	Cameron, Brandt	So.	LS	6-3	200	Suwanee, Ga. / North Gwinnett
49	Caraway, Hayden	R-So.	LB	5-11	215	Morganton, N.C. / Robert Patton
80	Catalfomo, Lucas	Fr.	WR	6-1	185	Anderson, S.C. / T.L. Hanna HS
36	Catchings, Maleek	R-So.	DL	6-4	215	Marietta, Ga. / Wheeler
79	Caughman, Alexander	Fr.	K	6-1	150	Batesburg, S.C. / Batesburg-Leesville HS
22	Chavous, Mike	R-Fr.	DB	5-9	180	North Augusta, S.C. / North Augusta HS
8	Cheek, Ben	R-So.	QB	6-0	180	Franklin, Ga. / Franklin
20	Coleman, Kenneth	So.	DB	6-0	170	Jacksonville, Fla. / Providence
69	Cooper, Zach	R-So.	OL	6-0	275	Roebuck, S.C. / Dorman
92	Corgelas, Amos	Fr.	DE	6-4	220	Fort Myers, Fla. / Fort Myers HS
66	Counterman, Trey	R-Fr.	OL	6-8	325	Chester, S.C. / York Prep
56	Culbreth, Micah	R-Jr.	DL	6-1	208	Savannah, Ga. / Calvary Day
12	Cusano, Mario	Fr.	QB	6-1	185	Greer, S.C. / Greer HS
62	Darst, Zach	So.	OL	6-2	280	Seneca, S.C. / Seneca
5	Davis, DaShawn	So.	WR	5-9	160	Inman, S.C. / Chapman
13	Davis, Zola	So.	TE/WR	6-2	205	North Charleston, S.C. / Wando
48	Diamati, Zane	Fr.	TE	6-3	215	Greenwood, S.C. / Greenwood HS
42	Drayton, DeAngelo	Fr.	RB	6-0	195	Aiken, S.C. / Silver Bluff HS
25	Duckworth, Gardner	R-Fr.	P	6-0	180	Augusta, Ga. / Richmond Academy
52	Duncan, Jerius	Fr.	OL	6-0	270	Simpsonville, S.C. / Woodmont HS
33	Fair, Jordan	Fr.	RB	6-1	215	McBee, S.C. / McBee HS
28	Fisher, Michael	R-So.	DB	5-9	165	Mooresville, N.C. / South Iredell
82	Flanders, Malysa	Fr.	WR	6-2	194	Lombard, Ill. / Glenbard East (Eastern Mich.)
81	Frazier, Cedric	Fr.	WR	6-0	205	Miami, Fla. / Miami Northwestern HS
11	Goddard, Kyle	R-Fr.	WR	5-11	185	Leonardtown, Md. / Old Dominion
4	Green, Kevin	Sr.	DB	6-0	180	Greensboro, N.C. / High Point Central
55	Guyton, Jordan	R-So.	LB	5-10	215	Tampa, Fla. / Robinson
76	Hagins, Tobias	So.	OL	6-3	285	Baxley, Ga. / Appling County
57	Hartshorn, Tim	R-So.	K	6-1	165	Cumming, Ga. / West Forsyth
--	Harvey, Shadarius	Fr.	WR	5-8	151	Laurens, S.C. / Laurens HS
30	Hector, Michael	Fr.	LB	5-11	200	Decatur, Ga. / Columbia HS
45	Heslop, Imani	R-Fr.	LB	5-9	260	Atlanta, Ga. / Lakeside
85	Hilton, Riley	Jr.	TE	6-2	210	Fort Mill, S.C. / Nation Ford
--	Holden, Connor	Fr.	TE	6-4	205	Simpsonville, S.C. / Southside Christian School

NO.	NAME	YR	POS	HT	WT	HOMETOWN/PREVIOUS SCHOOL
67	Hughes, Thomas	Jr.	OL	6-3	275	Cordova, S.C. / Edisto
46	Inabinet, Marquise	Fr.	FB	6-0	245	Columbia, S.C. / Georgia Military
29	Junius, Joey	Fr.	DB	5-11	190	Winder, Ga. / Winder-Barrow HS
61	Keller, Frank	R-So.	OL	6-0	280	Wilmington, N.C. / Ashley
71	Kelly, Joe	R-So.	OL	6-2	275	Lawrenceville, Ga. / Brookwood
95	Key, Taylor	R-Jr.	TE	6-4	210	West Columbia, S.C. / Airport
17	King, Cal	R-Fr.	QB	6-3	205	Anderson, S.C. / Westside
--	Kissenberth, Jonathan	Fr.	K	6-0	150	Simpsonville, S.C. / Southside Christian School
22	Leroy, Antonio	Fr.	LB	5-11	200	Albany, Ga. / Monroe HS
21	Lindsay, Jaylen	R-So.	DB	6-3	208	Newberry, S.C. / Newberry
44	Mack, Kamren	Sr.	DL	6-2	240	Lithonia, Ga. / Chamblee
86	McGhee, Damien	Fr.	WR	6-1	195	Jacksonville, Fla. / Trinity Christian Academy
64	Mellette, Matt	Fr.	OL	6-1	245	Belmont, N.C. / South Point HS
43	Montgomery, Cody	R-Fr.	TE	6-3	200	Richburg, S.C. / Lewisville
31	Moss, Nick	Fr.	LB	6-0	215	Dearing, Ga. / Thomson HS
9	Norton, Brett	So.	K	6-0	165	Walhalla, S.C. / Walhalla
3	Ntiasagwe, Obinna	R-Jr.	DL	6-2	240	Columbia, S.C. / Ridge View
1	Osondu, Steve	Jr.	DB	5-11	180	McDonough, Ga. / Luella
89	Padgett, Jameel	Fr.	TE	6-4	215	Jacksonville, Fla. / Englewood HS
26	Pam, Khiris	Fr.	DB	5-11	185	Blythewood, S.C. / Blythewood HS
60	Peart, Paul	Fr.	LB	5-11	215	Summerville, S.C. / Cane Bay HS
97	Presley, KJ	Fr.	DL	6-1	260	Trussville, Ala. / Hewitt-Trussville HS
74	Prouty, Chris	R-Fr.	OL	6-1	280	Blacksburg, S.C. / Blacksburg
88	Purter, Joseph	Sr.	TE	6-3	240	Columbus, Ga. / Shaw
--	Reilly, Nathan	R-Fr.	QB	5-11	180	Mauldin, S.C. / Mauldin
53	Revelle, Guy	R-Fr.	OL	6-4	250	Tampa, Fla. / Jesuit
50	Rosier, Khari	Sr.	DL	6-3	230	Lithonia, Ga. / Chamblee
40	Ross, Joaquin	Sr.	LB	6-0	225	Covington, Ga. / Alcovy
68	Rowe, Darius	R-So.	DL	6-1	315	Douglasville, Ga. / Alexander HS
59	Rush, Detrel	Fr.	FB	6-0	230	Greeleyville, S.C. / C.E. Murray HS
--	Rutherford, Shiheem	R-Fr.	LB	5-10	215	Atlanta, Ga. / Mays
84	Ryan, DeAndre'	Fr.	WR	5-9	180	North Augusta, S.C. / Strom Thurmond HS
6	Sands, Levent	Sr.	DB	6-0	180	St. Augustine, Fla. / St. Augustine HS
87	Sanders, Hayden	R-Jr.	WR	6-4	200	Weddington, N.C. / Charlotte Christian
75	Sealey, Adonis	Fr.	OL	6-3	275	Hamer, S.C. / Dillon HS
91	Sheppard, Tyler	R-So.	DL	6-2	215	Grovetown, Ga. / Harlem
51	Singleton, Ralph	Fr.	OL	6-4	250	Sumter, S.C. / Lakewood HS
83	Smith, Nyj	Fr.	WR	6-2	170	Jackson, Ga. / Jackson HS
65	Teeselink, Eli	R-Fr.	OL	6-0	280	Waconia, Minn. / IMC Academy
19	Thompkins, Vicen'te	Fr.	DB	6-0	200	Augusta, Ga. / Laney HS
63	Tindall, Matthew	Fr.	OL	6-0	260	Columbia, S.C. / Dreher HS
14	Turner, Elijah	Fr.	ATH	6-0	195	Pickens, S.C. / Seneca HS
--	Urwick, Josh	Fr.	WR	5-10	160	Laurens, S.C. / Laurens Academy
16	Walker, John	R-So.	QB	6-0	180	Simpsonville, S.C. / Southside Christian
96	Washington, Brien	R-So.	DB	6-3	200	Columbia, S.C. / Richland Northeast
94	Washington, Derrick	Sr.	DL	6-2	300	Millidgeville, Ga. / Baldwin
9	Watson, DarQuez	Jr.	WR	6-2	210	St. Petersburg, Fla. / Lakewood
7	Wilson, Daryl	Sr.	WR	6-1	200	Hendersonville, N.C. / Hendersonville
35	Wilson, Glass	Fr.	RB	5-11	190	New Port Richey, Fla. / Ridgewood HS
18	Ya-Sin, Rock	So.	DB	6-1	185	Decatur, Ga. / Southwest Dekalb
90	Yeldell, Gyasi	Jr.	DL	6-2	250	Aiken, S.C. / Silver Bluff

#10 DARRELL BRIDGES R-JR • RB • 6-1 • 200



NOTES: First-Team All-Big South ... Top returning rusher in the Big South in 2016, as he was second in the conference with 1,065 a year ago ... First PC player to rush for 1,000 yards in a single season in the school's Division I history ... Rushed for more than 100 yards in six games, second-most in the Big South ... Scored a touchdown in seven games ... Finished the season 3rd in all-purpose yards (1,144), 5th in rushing touchdowns (8), 6th in total touchdowns (8) and 8th in total offense ... Accounted for 44.5 percent of PC's offensive yards.

#3 OBINNA NTIASAGWE R-JR • DL • 6-2 • 240



NOTES: Led the team in sacks last season with 5.5, as PC finished 3rd in the Big South as a team in that category (20.0) ... Finished 4th overall in the Big South in sacks, and was 5th in sacks in conference games (2.5) ... Had at least 0.5 sack in six games and at least 1.0 tackle for loss in five games ... Finished tied for 3rd in PC history for sacks in a single season ... Made a career-high seven tackles against Western Carolina.

2015 INDIVIDUAL STATISTICAL LEADERS

RUSHING	GP	Att	Gain	Loss	Net	Avg	TD	Long	Avg/G
DARRELL BRIDGES	11	224	1109	44	1065	4.8	8	84	96.8
Quahlin Patterson	9	54	183	22	161	3.0	0	25	17.9
BEN CHEEK	9	71	284	132	152	2.1	1	19	16.9
Malik Risher	9	21	86	2	84	4.0	1	13	9.3

PASSING	GP	Effic	Cmp-Att-Int	Pct	Yds	TD	Lng	Avg/G
Tamyn Garrick	5	73.85	35-88-4	39.8	413	1	49	82.6
BEN CHEEK	9	60.59	30-79-6	38.0	277	2	46	30.8
Kaleb Griffin	4	81.38	22-44-2	50.0	212	0	30	53.0

RECEIVING	GP	No.	Yds	Avg	TD	Long	Avg/G
Marquel Hines	9	14	136	9.7	0	25	15.1
Tre'von Howell	11	12	176	14.7	0	32	16.0
DARYL WILSON	11	11	184	16.7	0	46	16.7
DaSHAWN DAVIS	10	9	82	9.1	2	18	8.2
JOSEPH PURTER	11	8	103	12.9	0	49	9.4

PUNT RETURNS	No.	Yds	Avg	TD	Long
DaSHAWN DAVIS	12	119	9.9	0	28
Marquel Hines	8	58	7.2	0	33

INTERCEPTIONS	No.	Yds	Avg	TD	Long
Ed Britt	4	79	19.8	0	42
DaRon Dickey	1	13	13.0	0	13
Donelle Williams	1	38	38.0	0	38
JERRY BURK	1	17	17.0	0	17
Kevin Crawford	1	15	15.0	0	15

KICKOFF RETURNS	No.	Yds	Avg	TD	Long
Marquel Hines	17	365	21.5	0	33
DaSHAWN DAVIS	12	191	15.9	0	25

SCORING	TD	FGs	Kick	Rush	Rcv	Pass	DXP	Saf	Pts
DARRELL BRIDGES	8	0-0	0-0	0-0	0	0-0	0	0	48
BRETT NORTON	0	6-10	16-16	0-0	0	0-0	0	0	34
DaSHAWN DAVIS	2	0-0	0-0	0-0	0	0-0	0	0	12

TOTAL OFFENSE	GP	Plays	Rush	Pass	Total	Avg/G
DARRELL BRIDGES	11	224	1065	0	1065	96.8
BEN CHEEK	9	150	152	277	429	47.7
Tamyn Garrick	5	98	-53	413	360	72.0
Kaleb Griffin	4	60	-15	212	197	49.2
Quahlin Patterson	9	54	161	0	161	17.9

PUNTING	No.	Yds	Avg	Long	TB	FC	I20	Bkd
Stephen Doar	80	3083	38.5	57	3	32	20	0

ALL PURPOSE	GP	Rush	Rec	PR	KOR	IR	Tot	Avg/G
DARRELL BRIDGES	11	1065	59	0	20	0	1144	104.0
Marquel Hines	9	64	136	58	365	0	623	69.2
DaSHAWN DAVIS	10	1	82	119	191	0	393	39.3
DARYL WILSON	11	11	184	0	0	0	195	17.7
Tre'von Howell	11	13	176	0	0	0	189	17.2

TACKLES	GP	SOLO	AST	TOT	TFL-YDS	SK-YDS
Donelle Williams	11	57	55	112	4.5-14	1.0-7
Ed Britt	11	57	26	83	5.0-12	.
DaRon Dickey	11	28	30	58	3.5-15	1.0-9
Ugonna Akoh	11	27	21	48	7.5-24	3.0-17
KEVIN GREEN	11	27	19	46	2.5-9	1.0-7
OBINNA NTIASAGWE	11	20	21	41	7.0-32	5.5-31
Darius Norfleet	11	14	24	38	5.0-20	3.0-18
JOAQUIN ROSS	10	19	17	36	.	.

2016 returnees in ALL CAPS

2015 TEAM STATISTICS

	PC	OPP
SCORING	138	223
Points Per Game	12.5	20.3
Points Off Turnovers	107	84
FIRST DOWNS	129	201
Rushing	81	115
Passing	32	68
Penalty	16	18
RUSHING YARDAGE	1493	2279
Yards gained rushing	1866	2499
Yards lost rushing	373	220
Rushing Attempts	441	500
Average Per Rush	3.4	4.6
Average Per Game	135.7	207.2
TDs Rushing	13	15
PASSING YARDAGE	902	1817
Comp-Att-Int	87-211-12	137-250-8
Average Per Pass	4.3	7.3
Average Per Catch	10.4	13.3
Average Per Game	82.0	165.2
TDs Passing	3	12
TOTAL OFFENSE	2395	4096
Total Plays	652	750
Average Per Play	3.7	5.5
Average Per Game	217.7	372.4
KICK RETURNS: #-Yards	37-668	24-451
PUNT RETURNS: #-Yards	20-177	16-35
INT RETURNS: #-Yards	8-162	12-138
KICK RETURN AVERAGE	18.1	18.8
PUNT RETURN AVERAGE	8.9	2.2
INT RETURN AVERAGE	20.2	11.5
FUMBLES-LOST	13-6	18-13
PENALTIES-Yards	66-609	80-673
Average Per Game	55.4	61.2
PUNTS-Yards	81-3113	60-2363
Average Per Punt	38.4	39.4
Net punt average	37.3	35.4
KICKOFFS-Yards	35-2137	49-2911
Average Per Kick	61.1	59.4
Net kick average	41.0	41.2
TIME OF POSSESSION/Game	29:07	30:53
3RD-DOWN Conversions	38/153	72/167
3rd-Down Pct	25%	43%
4TH-DOWN Conversions	9/19	6/15
4th-Down Pct	47%	40%
SACKS BY-Yards	20-117	25-176
MISC YARDS	34	0
TOUCHDOWNS SCORED	17	28
FIELD GOALS-ATTEMPTS	6-11	10-15
ON-SIDE KICKS	0-0	0-0
RED-ZONE SCORES	(21-27) 78%	(26-37) 70%
RED-ZONE TOUCHDOWNS	(15-27) 56%	(18-37) 49%
PAT-ATTEMPTS	(16-16) 100%	(23-25) 92%
ATTENDANCE	19048	64317
Games/Avg Per Game	5/3810	6/10720

SCORE BY QUARTERS	1st	2nd	3rd	4th	OT	Total
Presbyterian College	18	49	35	36	--	138
Opponents	37	76	39	71	--	223

2015 RESULTS (2-9, 1-5 Big South)

Sept. 5	at Miami (Ohio)	L, 7-26
Sept. 12	at Charlotte	L, 10-34
Sept. 19	CAMPBELL	W, 23-13
Sept. 26	#8/9 CHATTANOOGA	L, 0-21
Oct. 3	at Western Carolina	L, 21-33
Oct. 10	at #1/2 Coastal Carolina *	L, 17-24
Oct. 17	#23 CHARLESTON SOUTHERN *	L, 7-10
Oct. 31	GARDNER-WEBB *	L, 10-14
Nov. 7	at Liberty *	L, 13-21
Nov. 14	at Monmouth *	L, 16-21
Nov. 21	KENNESAW STATE *	W, 14-6

* - Big South Conference game
HOME GAME IN ALL CAPS

Team	BIG SOUTH					OVERALL					Home	Road	Streak
	W	L	PCT	PF	PA	W	L	PCT	PF	PA			
xy-Charleston Southern	6	0	1.000	173	76	10	3	.769	368	282	6-0	4-3	L1
Coastal Carolina	4	2	.667	184	107	9	3	.750	421	241	6-1	3-2	L2
Monmouth	3	3	.500	107	125	5	6	.455	226	277	3-2	2-4	W2
Liberty	3	3	.500	151	154	6	5	.545	285	296	5-0	1-5	W1
Kennesaw State	2	4	.333	103	152	6	5	.545	318	233	5-1	1-4	L3
Gardner-Webb	2	4	.333	64	145	4	7	.364	141	227	3-3	1-4	L1
Presbyterian College	1	5	.167	77	96	2	9	.182	138	223	2-3	0-6	W1

x - Big South regular-season champion
y - Big South FCS Playoff automatic qualifier



Charleston Southern - 2015 Big South Champions



Offensive Player of the Year
DeAngelo Henderson, RB
Coastal Carolina



Defensive Player of the Year
Chima Uzowihe, DE
Liberty



Coach of the Year
Jamey Chadwell
Charleston Southern



**Special Teams
Player of the Year**
Devin Brown
Coastal Carolina



Freshman of the Year
Solomon Brown, LB
Charleston Southern



Scholar-Athlete of the Year
Alex Ross, QB
Coastal Carolina

CHARLESTON SOUTHERN (10-3, 6-0 Big South)

S3	NORTH GREENVILLE	W, 41-14
S12	at Troy	L, 16-44
S17	EAST TENNESSEE STATE	W, 47-7
S26	at The Citadel	W, 33-20
O10	MONMOUTH*	W, 37-7
O17	at Presbyterian*	W, 10-7
O24	at Gardner-Webb*	W, 34-0
O31	#1/2 COASTAL CAROLINA*	W, 33-25
N7	at Kennesaw State*	W, 28-14
N14	LIBERTY*	W, 31-24
N21	at Alabama (#2/3/3)	L, 6-56
O5	#18/18 THE CITADEL \$	W, 14-6
O11	at #1/1 Jacksonville State \$	L, 38-58

COASTAL CAROLINA (9-3, 4-2 Big South)

S5	at Furman	W, 38-35
S12	at South Carolina State	W, 41-14
S19	WESTERN ILLINOIS	W, 34-27
S26	BRYANT	W, 31-17
O3	ALABAMA A&M	W, 55-0
O10	PRESBYTERIAN*	W, 24-17
O24	at Monmouth*	W, 23-20
O31	at #19/24 Charleston Southern*	L, 25-33
N7	GARDNER-WEBB*	W, 46-0
N14	KENNESAW STATE*	W, 45-13
N19	at Liberty*	L, 21-24
N28	#18/18 THE CITADEL \$	L, 38-41

GARDNER-WEBB (4-7, 2-4 Big South)

S5	at South Alabama	L, 23-33
S12	ELON (3OT)	L, 13-21
S19	VIRGINIA UNION	W, 13-9
S26	at Wofford	L, 0-16
O10	#15/15 LIBERTY*	W, 34-20
O17	at Kennesaw State*	L, 7-12
O24	#20 CHARLESTON SOUTHERN*	L, 0-34
O31	at Presbyterian*	W, 14-10
N7	at #8/8 Coastal Carolina*	L, 0-46
N14	EAST TENNESSEE STATE	W, 28-3
N21	MONMOUTH*	L, 9-23

KENNESAW STATE (6-5, 2-4 Big South)

S3	at East Tennessee State	W, 56-16
S12	EDWARD WATERS	W, 58-7
S19	SHORTER	W, 18-10
S26	at Dayton	L, 27-31
O10	POINT	W, 56-17
O17	GARDNER-WEBB*	W, 12-7
O24	at Liberty*	L, 35-45
O31	MONMOUTH*	W, 23-13
N7	#13/15 CHARLESTON SOUTHERN*	L, 14-28
N14	at #4/4 Coastal Carolina*	L, 13-45
N21	at Presbyterian*	L, 6-14

LIBERTY (6-5, 3-3 Big South)

S5	DELAWARE STATE	W, 32-13
S12	at West Virginia	L, 17-41
S19	#7/8 MONTANA	W, 31-21
S26	at Southern Illinois	L, 13-34
O3	at Georgia State	W, 41-33
O10	at Gardner-Webb*	L, 20-34
O17	at Monmouth*	(OT) L, 17-20
O24	KENNESAW STATE*	W, 45-35
N7	PRESBYTERIAN*	W, 21-13
N14	at #8/11 Charleston Southern*	L, 24-31
N19	#4/4 COASTAL CAROLINA*	W, 24-21

MONMOUTH (5-6, 3-3 Big South)

S5	HOLY CROSS	L, 19-27
S12	at Central Michigan	L, 10-31
S19	at Wagner	W, 31-16
S26	at #16/16 Fordham	L, 31-54
O3	BRYANT	W, 31-24
O10	at Charleston Southern*	L, 7-37
O17	#22/22 LIBERTY*	(OT) W, 20-17
O24	#1/2 COASTAL CAROLINA*	L, 20-23
O31	at Kennesaw State	L, 13-23
N14	PRESBYTERIAN*	W, 21-16
N21	at Gardner-Webb*	W, 23-9

PRESBYTERIAN (2-9, 1-5 Big South)

S5	at Miami (Ohio)	L, 7-26
S12	at Charlotte	L, 10-34
S19	CAMPBELL	W, 23-13
S26	#8/9 CHATTANOOGA	L, 0-21
O3	at Western Carolina	L, 21-33
O10	at #1/2 Coastal Carolina*	L, 17-24
O17	#23 CHARLESTON SOUTHERN*	L, 7-10
O31	GARDNER-WEBB*	L, 10-14
N7	at Liberty*	L, 13-21
N14	at Monmouth*	L, 16-21
N21	KENNESAW STATE*	W, 14-6



PLAYERS OF THE WEEK

Sept. 7	OFF: De'Angelo Henderson, Coastal Caro. DEF: Chima Uzowihe, Liberty ST: Devin Brown, Coastal Carolina FR: Solomon Brown, Charleston Southern
Sept. 14	OFF: De'Angelo Henderson, Coastal Caro. DEF: Derrick Farrow, Kennesaw State ST: Evan Rabon, Coastal Carolina FR: Deonte Fair, Monmouth
Sept. 21	OFF: Josh Woodrum, Liberty DEF: Dimitrius Smith, Monmouth ST: Devin Brown, Coastal Carolina FR: Cody Williams, Monmouth
Sept. 28	OFF: Mike Holloway, Charleston Southern DEF: Ed Britt, Presbyterian ST: Matt White, Monmouth FR: B.J. Farrow, Liberty
Oct. 5	OFF: Desmond Rice, Liberty DEF: John Sieczkowski, Monmouth ST: John Lunsford, Liberty FR: Reggie White Jr., Monmouth
Oct. 12	OFF: Tyrell Maxwell, Gardner-Webb DEF: Chad Geter, Gardner-Webb ST: Ryan Granger, Coastal Carolina FR: Solomon Brown, Charleston Southern
Oct. 19	OFF: Trey White, Kennesaw State DEF: Solomon Brown, Charleston Southern ST: Matt White, Monmouth FR: Justin Thompson, Kennesaw State
Oct. 26	OFF: Lavon Chaney, Monmouth DEF: Jabarai Bothwell, Coastal Carolina ST: Ryan Granger, Coastal Carolina FR: Solomon Brown, Charleston Southern
Nov. 2	OFF: Austin Brown, Charleston Southern DEF: Chad Geter, Gardner-Webb ST: Tyler Tekac, Charleston Southern FR: Taylor Henkle, Kennesaw State
Nov. 9	OFF: Alex Ross, Coastal Carolina DEF: Anthony Ellis, Charleston Southern ST: Darius Hammond, Charleston Southern FR: Taylor Henkle, Kennesaw State
Nov. 16	OFF: Nathan Perera, Charleston Southern DEF: Alex Ross, Coastal Carolina ST: Jabarai Bothwell, Coastal Carolina FR: Truett Burns, Charleston Southern FR: Cody Williams, Monmouth
Nov. 23	OFF: Josh Woodrum, Liberty DEF: Ed Britt, Presbyterian ST: Trey Turner, Liberty FR: B.J. Farrow, Liberty

ALL-CONFERENCE FIRST-TEAM OFFENSE

QB	Alex Ross, R-Sr., Coastal Carolina
RB	De'Angelo Henderson, R-Jr., Coastal Carolina
RB	Darrell Bridges, R-Soph., Presbyterian
WR	Darrin Peterson, Sr., Liberty
WR	Bruce Mapp, R-Jr., Coastal Carolina
WR	Darren Ambush, Jr., Monmouth
TE	Mike Estes, R-Jr., Gardner-Webb
OL	Jonathan Burgess, Sr., Liberty
OL	Erik Austell, R-Jr., Charleston Southern
OL	Max Sommer, R-Sr., Liberty
OL	Sam Ekwonike, R-Jr., Coastal Carolina
OL	Voghens Larrieux, R-Jr., Coastal Carolina

DEFENSE

DL	Chima Uzowihe, Sr., Liberty
DL	O.J. Mau, Sr., Gardner-Webb
DL	Anthony Ellis, Soph., Charleston Southern
DL	Jabarai Bothwell, Jr., Coastal Carolina
LB	Chad Geter, R-Jr., Gardner-Webb
LB	Aaron Brown, Sr., Charleston Southern
LB	Donelle Williams, R-Sr., Presbyterian
LB	Solomon Brown, R-Fr., Charleston Southern
DB	Mike Basile, Soph., Monmouth
DB	Ed Britt, Sr., Presbyterian
DB	Malcolm Jackson, Sr., Charleston Southern
DB	Taylor Henkle, R-Fr., Kennesaw State

SPECIAL TEAMS

PK	Ryan Granger, R-Jr., Coastal Carolina
P	Stephen Doar, R-Sr., Presbyterian
LS	Joseph Smith, R-Jr., Charleston Southern
KR	Devin Brown, R-Jr., Coastal Carolina
PR	Darius Hammond, Jr., Charleston Southern

ALL-CONFERENCE SECOND-TEAM OFFENSE

QB	Josh Woodrum, R-Sr., Liberty (tie)
QB	Austin Brown, Sr., Charleston Southern (tie)
RB	Lavon Chaney, Jr., Monmouth
RB	Darius Hammond, Jr., Charleston Southern
WR	Nathan Perera, R-Sr., Charleston Southern
WR	Chris Jones, R-Soph., Coastal Carolina
WR	Zac Parker, Jr., Liberty
TE	Hakeem Valles, R-Sr., Monmouth
OL	Jackson Williamson, Jr., Charleston Southern
OL	Benny Timmons, R-Sr., Charleston Southern
OL	Alex Thompson, Soph., Monmouth
OL	Chase Tidwell, R-Jr., Coastal Carolina
OL	Malik Letatau, Jr., Kennesaw State

DEFENSE

DL	Roderick Holder, Sr., Coastal Carolina
DL	Ugonna Akoh, R-Jr., Presbyterian
DL	Jebrail Regan, Sr., Gardner-Webb
DL	Calvin Hollenhorst, R-Sr., Coastal Carolina
LB	Alex Searce, Jr., Coastal Carolina
LB	Nick Newman, Jr., Liberty
LB	Payton Minnich, Jr., Monmouth
LB	Aaron Cook, Jr., Gardner-Webb
DB	Troy McGowens, Jr., Charleston Southern
DB	Derrick Farrow, Jr., Kennesaw State
DB	Chris Turner, R-Fr., Liberty
DB	Joe Johnson, Sr., Monmouth

SPECIAL TEAMS

PK	John Lunsford, Sr., Liberty
P	Trey Turner, R-Soph., Liberty
LS	Hunter Winstead, R-Soph., Liberty
PR	Chris Jones, R-Soph., Coastal Carolina

THE BIG SOUTH CONFERENCE IN THE NATIONAL TOP 25 POLLS

Week of	CSU	CCU	GWU	KSU	LU	MU	PC
Preseason	RV/RV	5/5	--/--	--/--	15/14	--/--	--/--
Sept. 7	RV/RV	3/1	--/--	--/--	15/13	--/--	--/--
Sept. 14	RV/RV	2/1	--/--	--/--	15/14	--/--	--/--
Sept. 21	RV/RV	2/1	--/--	--/--	10/10	--/--	--/--
Sept. 28	RV/RV	2/1	--/--	--/--	18/18	--/--	--/--
Oct. 5	RV/RV	2/1	--/--	--/--	15/15	--/--	--/--
Oct. 12	RV/23	3/1	--/--	--/--	22/22	--/--	--/--
Oct. 19	RV/20	2/1	--/--	RV/--	RV/RV	RV/--	--/--
Oct. 26	24/19	2/1	--/--	RV/--	RV/RV	--/--	--/--
Nov. 2	15/13	8/8	--/--	RV/--	RV/--	--/--	--/--
Nov. 9	11/8	4/4	--/--	--/--	--/--	--/--	--/--
Nov. 16	9/8	4/4	--/--	--/--	--/--	--/--	--/--
Nov. 23	9/7	10/9	--/--	--/--	RV/--	--/--	--/--
Final	6/7	16/17	--/--	--/--	RV/RV	--/--	--/--

The STATS FCS poll is listed first, followed by the FCS Coaches Poll.

RV - Received Votes

UGONNA AKOH, PRESBYTERIAN

- CoSIDA Academic All-America (2nd Team)
- CoSIDA Academic All-District (1st Team)

DARREN AMBUSH, MONMOUTH

- FCS ADA Academic All-Star Team

ERIK AUSTELL, CHARLESTON SOUTHERN

- College Sporting News Fabulous 50 All-America Team
- STATS LLC All-America (2nd Team)
- Associated Press All-America (3rd Team)

MIKE BASILE, MONMOUTH

- CFPA National Defensive Back Award Watch List

TYRELL BLANKS, COASTAL CAROLINA

- Rookie mini-camp invitee by Houston Texans

ED BRITT, PRESBYTERIAN

- Dream Bowl IV participant
- CFPA National Defensive Back Award Watch List

AARON BROWN, CHARLESTON SOUTHERN

- STATS LLC All-America (3rd Team)

AUSTIN BROWN, CHARLESTON SOUTHERN

- CFPA National Performer of the Year Trophy Watch List

DEVIN BROWN, COASTAL CAROLINA

- STATS LLC All-America (3rd Team)
- STATS LLC National Special Teams Player of the Week - Sept. 25
- CFPA FCS National Kickoff Returner Award Watch List
- CFPA National All-Purpose Performer of the Year Watch List

SOLOMON BROWN, CHARLESTON SOUTHERN

- STATS LLC National Freshman of the Year Finalist (4th)
- CFPA National Linebacker Award Watch List

TANNER BURCH, GARDNER-WEBB

- Dream Bowl IV participant

JONATHAN BURGESS, LIBERTY

- College Sporting News Fabulous 50 All-America Team
- STATS LLC All-America (2nd Team)
- Associated Press All-America (2nd Team)
- VaSID University Division All-State (1st Team)

JAMEY CHADWELL, CHARLESTON SOUTHERN

- STATS LLC National Coach of the Year Finalist (10th)

STEPHEN DOAR, PRESBYTERIAN

- CFPA FCS National Punter Award Watch List

DERRICK FARROW, KENNESAW STATE

- CFPA National Defensive Back Award Watch List

CHAD GETER, GARDNER-WEBB

- CFPA National Linebacker Award Watch List
- Allstate AFCA Good Works Team Nominee

RYAN GRANGER, COASTAL CAROLINA

- STATS LLC National Special Teams Player of the Week - Oct. 12
- FCS ADA Academic All-Star Team
- CFPA FCS National Placekicker Award Watch List

DARIUS HAMMOND, CHARLESTON SOUTHERN

- CFPA National All-Purpose Performer of the Year Award
- CFPA FCS National Punt Returner Award Watch List
- CFPA National Performer of the Year Trophy Watch List (midseason addition)

DE'ANGELO HENDERSON, COASTAL CAROLINA

- STATS LLC National Offensive Player of the Year Finalist (10th)
- STATS LLC All-America (2nd Team)
- Associated Press All-America (3rd Team)
- CFPA National All-Purpose Performer of the Year Watch List
- CFPA National Performer of the Year Trophy Watch List

TAYLOR HENKLE, KENNESAW STATE

- STATS LLC National Freshman of the Week - Nov. 2

JOE JOHNSON, MONMOUTH

- CoSIDA Academic All-District (1st Team)

CHRIS JONES, COASTAL CAROLINA

- CFPA FCS National Punt Returner Award Watch List

JOHN LUNS福德, LIBERTY

- Signed as free agent by San Francisco 49ers
- STATS LLC All-America (2nd Team)
- East-West Shrine Game participant
- College Sporting News National All-Star - Oct. 5
- CFPA FCS National Placekicker Award Watch List
- Fred Mitchell Award Watch List

O.J. MAU, GARDNER-WEBB

- Signed as free agent by Baltimore Ravens
- STATS LLC National Defensive Player of the Year Finalist (T-23rd)
- STATS LLC All-America (3rd Team)
- Associated Press All-America (3rd Team)
- College Sporting News Fabulous 50 All-America Team (Honorable Mention)
- College Gridiron Showcase Participant
- CFPA National Defensive Line Award Watch List

ROTCHILL MEDOR, MONMOUTH

- College Gridiron Showcase Participant

ZAC PARKER, LIBERTY

- CFPA FCS National Punt Returner Award Watch List

DARRIN PETERSON, LIBERTY

- Signed as free agent by Chicago Bears
- College Gridiron Showcase Participant

NATHAN PRATER, CHARLESTON SOUTHERN

- NFF Hampshire Honor Society

ALEX ROSS, COASTAL CAROLINA

- Rookie mini-camp invitee by Atlanta Falcons
- STATS LLC National Offensive Player of the Year Finalist (T-19th)
- AFCA All-America Team
- College Gridiron Showcase Participant
- CFPA National Performer of the Year Trophy Watch List
- CFPA National Performer of the Week - Week 11
- CoSIDA Academic All-America (2nd Team)
- CoSIDA Academic All-District (1st Team)
- FCS ADA Academic All-Star Team
- NFF Hampshire Honor Society

JOSEPH SMITH, CHARLESTON SOUTHERN

- College Sporting News Fabulous 50 All-America Team
- STATS LLC All-America (2nd Team)

MAX SOMMER, LIBERTY

- VaSID University Division All-State (1st Team)
- NFF Hampshire Honor Society

IVAN TOOMER, GARDNER-WEBB

- Dream Bowl IV participant

CHIMA UZOWIHE, LIBERTY

- STATS LLC National Defensive Player of the Year Finalist (22nd)
- STATS LLC All-America (2nd Team)
- Associated Press All-America (2nd Team)
- College Gridiron Showcase Participant
- CFPA National Defensive Line Award Watch List
- VaSID University Division All-State (1st Team)
- Allstate AFCA Good Works Team Nominee
- FCS ADA Academic All-Star Team
- NFF Hampshire Honor Society

HAKEEM VALLES, MONMOUTH

- Signed as free agent by Arizona Cardinals

MATT WHITE, MONMOUTH

- STATS LLC National Special Teams Player of the Week - Oct. 19
- College Sporting News National All-Star - Oct. 19

JOSH WOODRUM, LIBERTY

- Signed as free agent by New York Giants
- NFLPA Collegiate Bowl participant
- FCS Bowl Participant
- CFPA National Performer of the Year Trophy Watch List

2015 Year-in-Review: Final Team Statistics



SCORING OFFENSE										PASS DEFENSE									
Coastal Carolina	12	52	38	8	0	17	2	421	35.1	Charleston Southern	13	306	178	8	58.2	1884	6.2	8	144.9
Kennesaw State	11	41	34	1	0	12	0	318	28.9	Kennesaw State	11	227	128	13	56.4	1625	7.2	16	147.7
Charleston Southern	13	50	40	1	0	8	1	368	28.3	Gardner-Webb	11	251	145	7	57.8	1667	6.6	13	151.5
Liberty	11	35	32	1	0	13	1	285	25.9	Presbyterian	11	250	137	8	54.8	1817	7.3	12	165.2
Monmouth	11	29	26	0	0	8	1	226	20.5	Monmouth	11	319	186	13	58.3	2324	7.3	14	211.3
Gardner-Webb	11	17	16	0	0	7	1	141	12.8	Coastal Carolina	12	345	193	6	55.9	2620	7.6	12	218.3
Presbyterian	11	17	16	0	1	6	0	138	12.5	Liberty	11	302	179	10	59.3	2527	8.4	15	229.7
TOTAL OFFENSE										FIELD GOALS									
Coastal Carolina	12	2276	3183	814	5459	6.7	50	454.9		Coastal Carolina	12	17	22	.773					
Kennesaw State	11	3223	1505	769	4728	6.1	37	429.8		Kennesaw State	11	12	17	.706					
Liberty	11	1317	2859	765	4176	5.5	33	379.6		Gardner-Webb	11	7	12	.583					
Charleston Southern	13	2799	1868	854	4667	5.5	46	359.0		Charleston Southern	13	8	14	.571					
Monmouth	11	1676	1980	728	3656	5.0	28	332.4		Monmouth	11	8	14	.571					
Gardner-Webb	11	1739	1086	737	2825	3.8	16	256.8		Presbyterian	11	6	11	.545					
Presbyterian	11	1493	902	652	2395	3.7	16	217.7		Liberty	11	13	24	.542					
SCORING DEFENSE										NET YARDS PER PUNT									
Coastal Carolina	12	32	26	1	0	7	0	241	20.1	Presbyterian	11	81	3113	38.4	35	0.4	3	37.3	
Presbyterian	11	28	23	0	0	10	1	223	20.3	Coastal Carolina	12	42	1536	36.6	0	0.0	2	35.6	
Gardner-Webb	11	25	21	2	0	16	2	227	20.6	Monmouth	11	55	2199	40.0	267	4.9	2	34.4	
Kennesaw State	11	30	27	1	0	8	0	233	21.2	Liberty	11	48	1832	38.2	162	3.4	1	34.4	
Charleston Southern	13	36	32	2	0	10	0	282	21.7	Gardner-Webb	11	81	3052	37.7	240	3.0	5	33.5	
Monmouth	11	33	25	2	0	16	1	277	25.2	Charleston Southern	13	65	2300	35.4	227	3.5	3	31.0	
Liberty	11	37	31	1	0	13	1	296	26.9	Kennesaw State	11	37	1304	35.2	172	4.6	1	30.1	
TOTAL DEFENSE										PAT KICKING									
Charleston Southern	13	1912	1884	783	3796	4.8	31	292.0		Coastal Carolina	12	38	38	1.000					
Gardner-Webb	11	1639	1667	685	3306	4.8	23	300.5		Liberty	11	32	32	1.000					
Kennesaw State	11	1688	1625	633	3313	5.2	29	301.2		Presbyterian	11	16	16	1.000					
Monmouth	11	1681	2324	742	4005	5.4	32	364.1		Monmouth	11	26	27	.963					
Presbyterian	11	2279	1817	750	4096	5.5	27	372.4		Gardner-Webb	11	16	17	.941					
Liberty	11	1614	2527	710	4141	5.8	37	376.5		Charleston Southern	13	40	45	.889					
Coastal Carolina	12	2376	2620	865	4996	5.8	31	416.3		Kennesaw State	11	34	39	.872					
RUSHING OFFENSE										PUNT RETURN AVG									
Kennesaw State	11	604	3223	5.3	27	293.0				Charleston Southern	13	14	217	0	15.5				
Charleston Southern	13	581	2799	4.8	30	215.3				Coastal Carolina	12	24	281	0	11.7				
Coastal Carolina	12	446	2276	5.1	28	189.7				Presbyterian	11	20	177	0	8.9				
Gardner-Webb	11	487	1739	3.6	9	158.1				Liberty	11	15	124	1	8.3				
Monmouth	11	411	1676	4.1	14	152.4				Kennesaw State	11	11	65	0	5.9				
Presbyterian	11	441	1493	3.4	13	135.7				Gardner-Webb	11	13	74	0	5.7				
Liberty	11	369	1317	3.6	19	119.7				Monmouth	11	11	38	0	3.5				
PASS EFFICIENCY										KICKOFF RETURN AVG									
Coastal Carolina	12	368	243	66.0	7	3183	22	154.6		Charleston Southern	13	34	804	0	23.6				
Kennesaw State	11	165	79	47.9	6	1505	10	137.2		Coastal Carolina	12	44	888	2	20.2				
Liberty	11	396	246	62.1	4	2859	14	132.4		Kennesaw State	11	35	687	0	19.6				
Charleston Southern	13	273	143	52.4	8	1868	16	123.3		Liberty	11	43	823	0	19.1				
Monmouth	11	317	187	59.0	12	1980	14	118.5		Gardner-Webb	11	38	717	0	18.9				
Gardner-Webb	11	250	115	46.0	11	1086	7	82.9		Monmouth	11	33	617	0	18.7				
Presbyterian	11	211	87	41.2	12	902	3	70.5		Presbyterian	11	37	668	0	18.1				
RUSHING DEFENSE										INTERCEPTIONS									
Liberty	11	408	1614	4.0	22	146.7				Monmouth	11	13	145	1	11.2				
Charleston Southern	13	477	1912	4.0	23	147.1				Kennesaw State	11	13	62	1	4.8				
Gardner-Webb	11	434	1639	3.8	10	149.0				Liberty	11	10	93	1	9.3				
Monmouth	11	423	1681	4.0	18	152.8				Charleston Southern	13	8	158	2	19.8				
Kennesaw State	11	406	1688	4.2	13	153.5				Presbyterian	11	8	162	0	20.2				
Coastal Carolina	12	520	2376	4.6	19	198.0				Gardner-Webb	11	7	128	1	18.3				
Presbyterian	11	500	2279	4.6	15	207.2				Coastal Carolina	12	6	13	0	2.2				
PASS EFFIC. DEFENSE										FUMBLES RECOVERED									
Charleston Southern	13	306	178	8	58.2	1884	8	113.3		Presbyterian	11	13	5	240	1	48.0			
Gardner-Webb	11	251	145	7	57.8	1667	13	125.1		Kennesaw State	11	5	3	94	3	31.3			
Presbyterian	11	250	137	8	54.8	1817	12	125.3		Charleston Southern	13	11	2	114	2	57.0			
Monmouth	11	319	186	13	58.3	2324	14	125.8		Coastal Carolina	12	8	1	3	0	3.0			
Coastal Carolina	12	345	193	6	55.9	2620	12	127.7		Monmouth	11	9	1	25	0	25.0			
Kennesaw State	11	227	128	13	56.4	1625	16	128.3		Gardner-Webb	11	7	0	0	0	0.0			
Liberty	11	302	179	10	59.3	2527	15	139.3		Liberty	11	4	0	0	0	0.0			
PASSING OFFENSE										TURNOVER MARGIN									
Coastal Carolina	12	368	243	7	66.0	3183	8.6	22	265.2	Gained				Lost					
Liberty	11	396	246	4	62.1	2859	7.2	14	259.9	GP	FUM	INT	TOT	FUM	INT	TOT	MAR	PER/G	
Monmouth	11	317	187	12	59.0	1980	6.2	14	180.0	11	5	13	18	8	6	14	+4	0.36	
Charleston Southern	13	273	143	8	52.4	1868	6.8	16	143.7	13	11	8	19	7	8	15	+4	0.31	
Kennesaw State	11	165	79	6	47.9	1505	9.1	10	136.8	11	4	10	14	7	4	11	+3	0.27	
Gardner-Webb	11	250	115	11	46.0	1086	4.3	7	98.7	11	9	13	22	7	12	19	+3	0.27	
Presbyterian	11	211	87	12	41.2	902	4.3	3	82.0	11	13	8	21	6	12	18	+3	0.27	
										Coastal Carolina	12	8	6	14	8	7	15	-1	-0.08
										Gardner-Webb	11	7	7	14	9	11	20	-6	-0.55

FIRST DOWNS	GP	RUSH	PASS	PEN	TOTAL
Coastal Carolina	12	121	131	16	268
Charleston Southern	13	146	92	20	258
Kennesaw State	11	157	59	17	233
Liberty	11	72	124	22	218
Monmouth	11	90	84	16	190
Gardner-Webb	11	99	51	13	163
Presbyterian	11	81	32	16	129

3RD-DN CONVERSIONS	GP	CONV	ATT	PCT
Kennesaw State	11	79	158	50.0
Coastal Carolina	12	68	157	43.3
Liberty	11	67	165	40.6
Charleston Southern	13	66	172	38.4
Monmouth	11	52	162	32.1
Gardner-Webb	11	42	167	25.1
Presbyterian	11	38	153	24.8

4TH-DN CONVERSIONS	GP	CONV	ATT	PCT
Monmouth	11	21	34	61.8
Coastal Carolina	12	9	15	60.0
Charleston Southern	13	13	22	59.1
Liberty	11	11	20	55.0
Kennesaw State	11	10	20	50.0
Gardner-Webb	11	10	21	47.6
Presbyterian	11	9	19	47.4

OPP 3RD-DN CONV.	GP	CONV	ATT	PCT
Gardner-Webb	11	38	147	25.9
Charleston Southern	13	56	172	32.6
Kennesaw State	11	47	132	35.6
Liberty	11	59	145	40.7
Coastal Carolina	12	76	185	41.1
Presbyterian	11	72	167	43.1
Monmouth	11	69	153	45.1

OPP 4TH-DN CONV.	GP	CONV	ATT	PCT
Monmouth	11	21	34	61.8
Coastal Carolina	12	9	15	60.0
Charleston Southern	13	13	22	59.1
Liberty	11	11	20	55.0
Kennesaw State	11	10	20	50.0
Gardner-Webb	11	10	21	47.6
Presbyterian	11	9	19	47.4

SACKS BY	GP	SKS	YDS
Charleston Southern	13	25	154
Liberty	11	25	202
Presbyterian	11	20	117
Kennesaw State	11	18	114
Monmouth	11	18	122
Gardner-Webb	11	18	140
Coastal Carolina	12	16	81

SACKS ALLOWED	GP	SKS	YDS
Kennesaw State	11	9	47
Charleston Southern	13	14	89
Liberty	11	16	111
Monmouth	11	17	104
Coastal Carolina	12	17	89
Gardner-Webb	11	22	147
Presbyterian	11	25	176

TIME OF POSSESSION	GP	TOTAL	AVG/G
Charleston Southern	13	431:44	33:12
Kennesaw State	11	364:19	33:07
Liberty	11	358:02	32:32
Gardner-Webb	11	336:14	30:34
Monmouth	11	322:53	29:21
Presbyterian	11	320:12	29:06
Coastal Carolina	12	327:10	27:15

RED ZONE OFFENSE	GP	RedZone	PCT	TDs	R/P	FG-AT	Fum/Int/Downs/Other
Coastal Carolina	12	48-54	88.9	33	22/11	15-17	0/1/3/0
Charleston Southern	13	39-48	81.2	32	24/8	7-12	1/0/1/2
Kennesaw State	11	39-48	81.2	28	23/5	11-14	3/1/2/0
Presbyterian	11	21-27	77.8	15	12/3	6-9	0/1/1/1
Liberty	11	25-34	73.5	19	15/4	6-10	2/1/2/0
Monmouth	11	26-36	72.2	19	12/7	7-11	0/2/3/1
Gardner-Webb	11	16-23	69.6	11	8/3	5-9	0/1/1/1

RED ZONE DEFENSE	GP	RedZone	PCT	TDs	R/P	FG-AT	Fum/Int/Downs/Other
Gardner-Webb	11	20-29	69.0	9	7/2	11-17	1/0/2/0
Presbyterian	11	26-37	70.3	18	12/6	8-11	2/0/2/4
Charleston Southern	13	25-33	75.8	19	16/3	6-8	1/1/4/0
Coastal Carolina	12	28-36	77.8	25	16/9	3-4	1/0/4/2
Kennesaw State	11	26-33	78.8	20	12/8	6-8	1/1/2/1
Monmouth	11	38-47	80.9	25	15/10	13-15	1/2/2/2
Liberty	11	38-45	84.4	26	19/7	12-14	1/1/2/1

FINAL 2015 NCAA TEAM STATISTICAL LEADERS (TOP 40)

PASSING DEFENSE

4. Charleston Southern.....	144.9
6. Kennesaw State.....	147.7
7. Gardner-Webb.....	151.5
10. Presbyterian.....	165.2

3RD DOWN CONVERSION PERCENTAGE

4. Kennesaw State.....	50.0
33. Coastal Carolina.....	43.3

RUSHING OFFENSE

6. Kennesaw State.....	293.0
19. Charleston Southern.....	215.3
33. Coastal Carolina.....	189.7

PUNT RETURNS

9. Charleston Southern.....	15.50
26. Coastal Carolina.....	11.71

TOTAL DEFENSE

9. Charleston Southern.....	292.0
13. Gardner-Webb.....	300.5
14. Kennesaw State.....	301.2

PASSING EFFICIENCY

9. Coastal Carolina.....	154.61
29. Kennesaw State.....	137.22
38. Liberty.....	132.41

TIME OF POSSESSION

10. Charleston Southern.....	33:12
12. Kennesaw State.....	33:07
17. Liberty.....	32:32

KICKOFF RETURNS

10. Charleston Southern.....	23.65
------------------------------	-------

SCORING OFFENSE

15. Coastal Carolina.....	35.1
---------------------------	------

TOTAL OFFENSE

17. Coastal Carolina.....	454.9
24. Kennesaw State.....	429.8

4TH DOWN CONVERSION PERCENTAGE

18. Monmouth.....	61.8
20. Coastal Carolina.....	60.0
23. Charleston Southern.....	59.1
36. Liberty.....	55.0

SCORING DEFENSE

19. Coastal Carolina.....	20.1
20. Presbyterian.....	20.3
23. Gardner-Webb.....	20.6
26. Kennesaw State.....	21.2
34. Charleston Southern.....	21.7

NET PUNTING

22. Presbyterian.....	37.26
-----------------------	-------

TACKLES-FOR-LOSS PER GAME

24. Gardner-Webb.....	7.4
34. Charleston Southern.....	6.8

PASS EFFICIENCY DEFENSE

26. Charleston Southern.....	113.29
------------------------------	--------

PASSING OFFENSE

26. Coastal Carolina.....	265.3
29. Liberty.....	259.9

TURNOVER MARGIN

34. Kennesaw State.....	+0.36
39. Charleston Southern.....	+0.31
40. Presbyterian.....	+0.27
40. Liberty.....	+0.27
40. Monmouth.....	+0.27

RUSHING DEFENSE

38. Liberty.....	146.7
39. Charleston Southern.....	147.1

SACKS PER GAME

38. Liberty.....	2.27
------------------	------

2015 Year-in-Review: Final Individual Statistics



TOTAL OFFENSE	GP	RUSH	PASS	PLAYS	TOTAL	YDS/G
ROSS, Alex - COASTAL	12	209	3009	436	3218	268.2
WOODRUM, Josh - LIBERTY	11	19	2772	441	2791	253.7
WILLIAMS, Cody - MU	11	362	1868	421	2230	202.7
WHITE, Trey - KSU	10	964	1059	321	2023	202.3
MAXWELL, Tyrell - GWU	10	794	997	408	1791	179.1
BROWN, Austin - CSU	12	147	1401	286	1548	129.0
HENDERSON, DeAngelo - COASTAL	12	1346	0	222	1346	112.2
BRIDGES, Darrell - PC	11	1065	0	224	1065	96.8
CHANEY, Lavon - MU	10	806	64	184	870	87.0
McKENZIE, Jake - KSU	10	357	408	139	765	76.5

SCORING	GP	TD	XPT	FG	2XP	PTS	PTS/G
HENDERSON, DeAngelo - COASTAL	12	19	0	0	0	114	9.5
GRANGER, Ryan - COASTAL	12	1	38	16	0	92	7.7
HOLLOWAY, Mike - CSU	11	13	0	0	0	78	7.1
THOMPSON, Justin - KSU	10	0	34	12	0	70	7.0
LUNSFORD, John - LIBERTY	11	0	32	13	0	71	6.5
RICE, Desmond - LIBERTY	11	10	0	0	0	60	5.5
WHITE, Trey - KSU	10	9	0	0	0	54	5.4
CHANEY, Lavon - MU	10	8	0	0	0	48	4.8
TEKAC, Tyler - CSU	10	0	27	7	0	48	4.8
WHITE, Matt - MU	11	0	26	8	0	50	4.5

SCORING (KICK)	GP	PATs	FGs	PTS	PTS/G
GRANGER, Ryan - COASTAL	12	38-38	16-20	86	7.2
THOMPSON, Justin - KSU	10	34-38	12-17	70	7.0
LUNSFORD, John - LIBERTY	11	32-32	13-24	71	6.5
TEKAC, Tyler - CSU	10	27-30	7-11	48	4.8
WHITE, Matt - MU	11	26-27	8-14	50	4.5
NORTON, Brett - PC	10	16-16	6-10	34	3.4
SCHUMACHER, Paul - GWU	11	16-17	7-12	37	3.4

ALL PURPOSE YARDS	GP	RUSH	RCV	PR	KR	YDS	AVG/G
HENDERSON, DeAngelo - COASTAL	12	1346	403	0	0	1749	145.8
HAMMOND, Darius - CSU	13	856	90	217	702	1865	143.5
BRIDGES, Darrell - PC	11	1065	59	0	20	1144	104.0
CHANEY, Lavon - MU	10	806	176	0	0	982	98.2
WHITE, Trey - KSU	10	964	0	0	0	964	96.4
PETERSON, Darrin - LIBERTY	10	10	906	0	0	916	91.6
HOLLOWAY, Mike - CSU	11	731	146	0	49	926	84.2
BENNETT, Chaston - KSU	11	649	268	0	4	921	83.7
AMBUSH, Darren - MU	11	107	614	20	140	881	80.1
MAXWELL, Tyrell - GWU	10	794	0	0	0	794	79.4

RUSHING YARDS	GP	ATT	YDS	ACG	TD	LONG	YDS/G
HENDERSON, DeAngelo - COASTAL	12	222	1346	6.1	16	71	112.2
BRIDGES, Darrell - PC	11	224	1065	4.8	8	84	96.8
WHITE, Trey - KSU	10	218	964	4.4	9	32	96.4
HAMMOND, Darius - CSU	13	145	856	5.9	7	60	65.8
CHANEY, Lavon - MU	10	182	806	4.4	7	41	80.6
MAXWELL, Tyrell - GWU	10	189	794	4.2	4	45	79.4
HOLLOWAY, Mike - CSU	11	119	731	6.1	12	73	66.5
BENNETT, Chaston - KSU	11	70	649	9.3	3	80	59.0
RICE, Desmond - LIBERTY	11	163	630	3.9	9	29	57.3
ABERCROMBIE, Osharmar - COASTAL	12	75	502	6.7	7	58	41.8

PASSING AVG/GAME	GP	ATT	CMP	INT	PCT	YDS	TD	AVG/G
WOODRUM, Josh - LIBERTY	11	390	242	4	62.1	2772	12	252.0
ROSS, Alex - COASTAL	12	346	231	7	66.8	3009	21	250.8
WILLIAMS, Cody - MU	11	311	182	11	58.5	1868	12	169.8
BROWN, Austin - CSU	12	211	107	7	50.7	1401	11	116.8
WHITE, Trey - KSU	10	103	49	6	47.6	1059	8	105.9
MAXWELL, Tyrell - GWU	10	219	100	9	45.7	997	7	99.7

PASSING EFFICIENCY	GP	ATT	CMP	INT	PCT	YDS	TD	EFF
ROSS, Alex - COASTAL	12	346	231	7	66.8	3009	21	155.8
WOODRUM, Josh - LIBERTY	11	390	242	4	62.1	2772	12	129.9
BROWN, Austin - CSU	12	211	107	7	50.7	1401	11	117.1
WILLIAMS, Cody - MU	11	311	182	11	58.5	1868	12	114.6
MAXWELL, Tyrell - GWU	10	219	100	9	45.7	997	7	86.2

RECEPTIONS	GP	REC	YDS	TD	LONG	AVG/C	YDS/G
PETERSON, Darrin - LIBERTY	10	68	906	7	80	13.3	90.6
MAPP, Bruce - COASTAL	12	50	769	7	91	15.4	64.1
AMBUSH, Darren - MU	11	49	614	4	81	12.5	55.8
PARKER, Zac - LIBERTY	11	49	464	1	60	9.5	42.2
HENDERSON, DeAngelo - COASTAL	12	40	403	3	60	10.1	33.6
PERERA, Nathan - CSU	13	39	595	5	35	15.3	45.8
BLANKS, Tyrell - COASTAL	10	39	493	3	34	12.6	49.3
WHITE JR, Reggie - MU	11	35	432	5	50	12.3	39.3
JONES, Chris - COASTAL	11	33	604	4	83	18.3	54.9
FARROW, B.J. - LIBERTY	11	32	448	2	40	14.0	40.7

RECEIVING YARDS	GP	REC	YDS	TD	LONG	AVG/C	YDS/G
PETERSON, Darrin - LIBERTY	10	68	906	7	80	13.3	90.6
MAPP, Bruce - COASTAL	12	50	769	7	91	15.4	64.1
AMBUSH, Darren - MU	11	49	614	4	81	12.5	55.8
JONES, Chris - COASTAL	11	33	604	4	83	18.3	54.9
PERERA, Nathan - CSU	13	39	595	5	35	15.3	45.8
SUMPTER, Justin - KSU	11	26	525	4	69	20.2	47.7
BLANKS, Tyrell - COASTAL	10	39	493	3	34	12.6	49.3
PARKER, Zac - LIBERTY	11	49	464	1	60	9.5	42.2
FARROW, B.J. - LIBERTY	11	32	448	2	40	14.0	40.7
WHITE JR, Reggie - MU	11	35	432	5	50	12.3	39.3

PUNTING AVERAGE (min 3.6/g)	GP	NO	YDS	LONG	AVG
TURNER, Trey - LIBERTY	11	45	1815	61	40.3
WHITE, Matt - MU	11	55	2199	68	40.0
DOAR, Stephen - PC	11	80	3083	57	38.5
KOMORNIK, Andrew - GWU	11	76	2888	57	38.0
BURNS, Truett - CSU	12	59	2061	57	34.9

FIELD GOALS PER GAME	GP	FG	FGA	PCT	FG/G
GRANGER, Ryan - COASTAL	12	16	20	80.0	1.33
THOMPSON, Justin - KSU	10	12	17	70.6	1.20
LUNSFORD, John - LIBERTY	11	13	24	54.2	1.18
WHITE, Matt - MU	11	8	14	57.1	0.73
TEKAC, Tyler - CSU	10	7	11	63.6	0.70
SCHUMACHER, Paul - GWU	11	7	12	58.3	0.64
NORTON, Brett - PC	10	6	10	60.0	0.60

FIELD GOAL PERCENTAGE	GP	FG	FGA	LG	PCT
GRANGER, Ryan - COASTAL	12	16	20	47	80.0
THOMPSON, Justin - KSU	10	12	17	43	70.6
TEKAC, Tyler - CSU	10	7	11	40	63.6
NORTON, Brett - PC	10	6	10	34	60.0
SCHUMACHER, Paul - GWU	11	7	12	41	58.3
WHITE, Matt - MU	11	8	14	40	57.1
LUNSFORD, John - LIBERTY	11	13	24	57	54.2

PAT KICKING PERCENTAGE	GP	MADE	ATT	PCT
GRANGER, Ryan - COASTAL	12	38	38	100.0
LUNSFORD, John - LIBERTY	11	32	32	100.0
NORTON, Brett - PC	10	16	16	100.0
WHITE, Matt - MU	11	26	27	96.3
SCHUMACHER, Paul - GWU	11	16	17	94.1
TEKAC, Tyler - CSU	10	27	30	90.0
THOMPSON, Justin - KSU	10	34	38	89.5

PUNT RETURNS	GP	RET	YDS	TD	LONG	AVG
JONES, Chris - COASTAL	11	22	254	0	64	11.5
HAMMOND, Darius - CSU	13	14	217	0	53	15.5
DAVIS, DaShawn - PC	10	12	119	0	28	9.9
PARKER, Zac - LIBERTY	11	11	114	1	71	10.4
HENKLE, Taylor - KSU	11	9	62	0	16	6.9
HINES, Marquel - PC	9	8	58	0	33	7.2
HORTON, Kyle - GWU	6	6	45	0	19	7.5
HENDERSON, Jacob - GWU	10	6	29	0	10	4.8
JOHNSON, Joe - MU	11	6	18	0	9	3.0
AMBUSH, Darren - MU	11	5	20	0	14	4.0

PUNT RETURN AVG (min. 1.2/g)	GP	RET	YDS	TD	LONG	AVG
JONES, Chris - COASTAL	11	22	254	0	64	11.5
DAVIS, DaShawn - PC	10	12	119	0	28	9.9

KICKOFF RETURNS	GP	RET	YDS	TD	LONG	AVG
HAMMOND, Darius - CSU	13	28	702	0	84	25.1
STONE, Prentice - KSU	11	24	526	0	38	21.9
KING, Damian - LIBERTY	10	22	455	0	38	20.7
BROWN, Devin - COASTAL	12	19	543	2	100	28.6
HINES, Marquel - PC	9	17	365	0	33	21.5
DUMAS, Kamau - MU	11	17	324	0	31	19.1
McKDY, Robert - GWU	10	15	310	0	54	20.7
HORTON, Kyle - GWU	6	13	277	0	43	21.3
DAVIS, DaShawn - PC	10	12	191	0	25	15.9
LEWIS III, Ray - COASTAL	12	12	161	0	30	13.4

KICKOFF RETURN AVG (min. 1.2/g)	GP	RET	YDS	TD	LONG	AVG
BROWN, Devin - COASTAL	12	19	543	2	100	28.6
HAMMOND, Darius - CSU	13	28	702	0	84	25.1
STONE, Prentice - KSU	11	24	526	0	38	21.9
HINES, Marquel - PC	9	17	365	0	33	21.5
KING, Damian - LIBERTY	10	22	455	0	38	20.7
McKDY, Robert - GWU	10	15	310	0	54	20.7
DUMAS, Kamau - MU	11	17	324	0	31	19.1
DAVIS, DaShawn - PC	10	12	191	0	25	15.9

TACKLES PER GAME															
GP	POS	SOLO	AST	TOTAL	AVG/G	SKS		INTERCEPTIONS	GP	INT	YDS	TD	LONG	INT/G	
BASILE, Mike - MU	11	DB	70	49	119	10.8	1.0	BRITT, Ed - PC	11	4	79	0	42	0.36	
WILLIAMS, Donelle - PC	11	LB	57	55	112	10.2	1.0	HENKLE, Taylor - KSU	11	4	1	0	1	0.36	
HIGGINS, Azziz - GWU	11	LB	47	45	92	8.4	0.0	TURNER, Chris - LIBERTY	11	4	0	0	0	0.36	
GETER, Chad - GWU	11	LB	56	36	92	8.4	5.0	JOHNSON, Joe - MU	11	3	76	0	45	0.27	
BURCH, Tanner - GWU	11	LB	29	58	87	7.9	0.0	BLACKMON, Dante - KSU	11	2	32	0	32	0.18	
BRITT, Ed - PC	11	DB	57	26	83	7.5	0.0	JALLOH, Alpha - LIBERTY	11	2	31	0	31	0.18	
JAMES, Avery - LIBERTY	10	SAF	44	27	71	7.1	1.0	SHERILL, Jonathan - GWU	11	2	30	0	15	0.18	
COOK, Aaron - GWU	11	LB	40	37	77	7.0	3.5	PERROTTA, Nick - KSU	11	2	21	1	19	0.18	
BROWN, Aaron - CSU	13	LB	35	53	88	6.8	1.0	MINTER, Kyron - KSU	11	2	8	0	5	0.18	
MINNICH, Payton - MU	11	LB	43	31	74	6.7	0.0	DEVEAUX, Kelvin - COASTAL	11	2	5	0	5	0.18	
NEWMAN, Nick - LIBERTY	11	LB	49	25	74	6.7	1.0								
SCEARCE, Alex - COASTAL	12	LB	47	32	79	6.6	0.0	PASSES DEFENDED							
BOTHWELL, Jabarai - COASTAL	12	DT	38	35	73	6.1	1.5	HAVIRD, Spencer - GWU	11	11	1	12	1.09		
HENKLE, Taylor - KSU	11	DB	54	11	65	5.9	0.0	BRITT, Ed - PC	11	7	4	11	1.00		
FARROW, Derrick - KSU	11	DB	51	12	63	5.7	0.0	JACKSON, Malcolm - CSU	13	12	1	13	1.00		
O'GRADY, Jimmy - LIBERTY	11	LB	32	30	62	5.6	0.0	JOHNSON, Joe - MU	11	7	3	10	0.91		
MAU, OJ - GWU	11	NG	26	34	60	5.5	4.5	HENKLE, Taylor - KSU	11	4	4	8	0.73		
BROWN, Solomon - CSU	13	LB	35	35	70	5.4	7.0	MCGOWENS, Troy - CSU	11	6	1	7	0.64		
DICKEY, DaRon - PC	11	LB	28	30	58	5.3	1.0	SCOTT, Wesley - LIBERTY	9	4	1	5	0.56		
REGAN, Jebrai - GWU	11	DE	27	31	58	5.3	3.0	HOLLOWAY, Tyrin - LIBERTY	11	5	1	6	0.55		
JOHNSON, Joe - MU	11	DB	44	13	57	5.2	0.0	TURNER, Chris - LIBERTY	11	2	4	6	0.55		
HAVIRD, Spencer - GWU	11	DB	32	25	57	5.2	2.0	BASILE, Mike - MU	11	4	2	6	0.55		
McDONNAUGH, Anthony - MU	11	LB	29	26	55	5.0	0.0								
BILLINGSLEA, Dez - KSU	11	LB	40	15	55	5.0	3.0	FUMBLES FORCED							
CRUZ, Zane - CSU	13	LB	31	33	64	4.9	0.0	FARROW, Derrick - KSU	11	4	0.36				
								JOHNSON, Joe - MU	11	3	0.27				
SACKS								JOHNSON, Zack - CSU	13	3	0.23				
GP	POS	SOLO	AST	YDS	TOTAL	AVG/G		HOLLENHORST, Calvin - COASTAL	9	2	0.22				
UZOVIHE, Chima - LIBERTY	11	DL	7	2	62	8.0	0.73	BYERS, Shonquille - PC	9	2	0.22				
ELLIS, Anthony - CSU	13	DL	7	0	50	7.0	0.54	JAMES, Avery - LIBERTY	10	2	0.20				
BROWN, Solomon - CSU	13	LB	7	0	35	7.0	0.54	HARRIS, Mason - KSU	11	2	0.18				
NTIASAGWE, Obinna - PC	11	DL	5	1	31	5.5	0.50	GETER, Chad - GWU	11	2	0.18				
GETER, Chad - GWU	11	LB	5	0	32	5.0	0.45	WILLIAMS, Donelle - PC	11	2	0.18				
SAM, Izzy - KSU	11	LB	4	1	36	4.5	0.41	OSONDU, Steve - PC	11	2	0.18				
MAU, OJ - GWU	11	NG	4	1	27	4.5	0.41								
HOLDER, Roderick - COASTAL	12	DE	4	1	17	4.5	0.38	FUMBLES RECOVERED							
JURCZYNSKI, Andrew - MU	11	DL	4	0	19	4.0	0.36	HOLLENHORST, Calvin - COASTAL	9	3	0.33				
COOK, Aaron - GWU	11	LB	3	1	24	3.5	0.32	DESSOURCES, Erwin - LIBERTY	10	3	0.30				
								SMITH, Dimitrius - MU	11	3	0.27				
TACKLES FOR LOSS								ELLIS, Anthony - CSU	13	3	0.23				
GP	POS	SOLO	AST	YDS	TOTAL	AVG/G		HAVIRD, Spencer - GWU	11	2	0.18				
ELLIS, Anthony - CSU	13	DL	15	5	84	17.5	1.35	MARTINEZ, Teddie - MU	11	2	0.18				
UZOVIHE, Chima - LIBERTY	11	DL	15	4	86	17.0	1.55	CRUZ, Zane - CSU	13	2	0.15				
MAU, OJ - GWU	11	NG	10	8	42	14.0	1.27	BROWN, Solomon - CSU	13	2	0.15				
REGAN, Jebrai - GWU	11	DE	9	9	63	13.5	1.23	BYERS, Shonquille - PC	9	1	0.11				
GETER, Chad - GWU	11	LB	12	2	62	13.0	1.18	SIECZKOWSKI, John - MU	9	1	0.11				
BROWN, Solomon - CSU	13	LB	11	3	46	12.5	0.96								
HARRIS, Mason - KSU	11	DL	11	2	59	12.0	1.09								
HOLDER, Roderick - COASTAL	12	DE	10	2	31	11.0	0.92								
COOK, Aaron - GWU	11	LB	5	9	37	9.5	0.86								
BOTHWELL, Jabarai - COASTAL	12	DT	8	1	19	8.5	0.71								

FINAL 2015 NCAA INDIVIDUAL STATISTICAL LEADERS (TOP 35)

SOLO TACKLES PER GAME

4. Mike Basile, Monmouth.....	6.8
34. Ed Britt, Presbyterian.....	5.2
34. Donelle Williams, Presbyterian.....	5.2

SCORING

6. De'Angelo Henderson, Coastal Carolina.....	9.5
28. Ryan Granger, Coastal Carolina.....	7.7

PASSING EFFICIENCY

7. Alex Ross, Coastal Carolina.....	155.8
-------------------------------------	-------

KICKOFF RETURNS

7. Devin Brown, Coastal Carolina.....	28.6
26. Darius Hammond, Charleston So.....	25.1

RUSHING YARDS PER GAME

9. De'Angelo Henderson, Coastal Carolina.....	112.2
19. Darrell Bridges, Presbyterian.....	96.8
20. Trey White, Kennesaw State.....	96.4

FORCED FUMBLES PER GAME

9. Derrick Farrow, Kennesaw State.....	0.36
22. Joe Johnson, Monmouth.....	0.27

RECEPTIONS PER GAME

10. Darrin Peterson, Liberty.....	6.8
-----------------------------------	-----

FIELD GOALS PER GAME

11. Ryan Granger, Coastal Carolina.....	1.33
23. Justin Thompson, Kennesaw State.....	1.20
26. John Lunsford, Liberty.....	1.18

ALL-PURPOSE YARDS

14. De'Angelo Henderson, Coastal.....	145.75
17. Darius Hammond, Charleston So.....	143.46

PUNT RETURNS

14. Chris Jones, Coastal Carolina.....	11.5
22. DaShawn Davis, Presbyterian.....	9.9

TACKLES PER GAME

16. Mike Basile, Monmouth.....	10.8
25. Donelle Williams, Presbyterian.....	10.2

TACKLES FOR LOSS PER GAME

17. Chima Uzowihe, Liberty.....	1.5
28. Anthony Ellis, Charleston Southern.....	1.3
37. O.J. Mau, Gardner-Webb.....	1.3

SACKS PER GAME

17. Chima Uzowihe, Liberty.....	0.73
---------------------------------	------

RECEIVING YARDS PER GAME

19. Darrin Peterson, Liberty.....	90.6
-----------------------------------	------

TOTAL OFFENSE

20. Alex Ross, Coastal Carolina.....	268.2
28. Josh Woodrum, Liberty.....	253.7

PASSING YARDS PER GAME

20. Josh Woodrum, Liberty.....	252.0
21. Alex Ross, Coastal Carolina.....	250.8

INTERCEPTIONS PER GAME

29. Ed Britt, Presbyterian.....	0.4
29. Taylor Henkle, Kennesaw State.....	0.4
29. Chris Turner, Liberty.....	0.4

PASSES DEFENDED PER GAME

30. Spencer Havird, Gardner-Webb.....	1.1
---------------------------------------	-----

2002 Standings & Results



CHARLESTON SOUTHERN (4-8, 0-3 Big South)

A31	VMI	L, 24-27
S7	NORTH GREENVILLE	W, 9-0
S14	at Presbyterian	L, 6-26
S21	WEST VIRGINIA STATE	W, 10-3
S28	at West Liberty State	W, 28-26
O12	at Savannah State	W, 21-3
O19	at Liberty *	L, 17-31
O26	JACKSONVILLE	L, 21-24
N2	at South Florida	L, 6-56
N9	#25 GARDNER-WEBB *	L, 15-57
N16	ELON *	L, 13-21
N21	at The Citadel	L, 19-53

GARDNER-WEBB (9-1, 3-0 Big South)

A31	MORGAN STATE	W, 28-24
S7	at #12 Georgia Southern	L, 0-56
S14	EAST TENNESSEE STATE	W, 13-10
S21	at Chattanooga	W, 26-24
O5	at Liberty *	W, 31-21
O12	ELON *	W, 38-27
O26	at Florida International	W, 17-14
N2	TENNESSEE-MARTIN	W, 24-0
N9	at Charleston Southern *	W, 57-15
N16	SAVANNAH STATE	W, 44-13

ELON (4-7, 2-1 Big South)


S7	FLORIDA INTERNATIONAL	W, 23-22
S14	at #7 Furman	L, 7-57
S21	JOHNSON C. SMITH	W, 38-14
S28	at North Carolina A&T	L, 20-34
O5	at #9 Northwestern State	L, 20-47
O12	at Gardner-Webb *	L, 27-38
O19	at East Tennessee State	L, 15-31
N2	HOFSTRA	L, 13-27
N9	LIBERTY *	W, 56-35
N16	at Charleston Southern *	W, 21-13
N23	#14 WOFFORD	L, 9-34

LIBERTY (2-9, 1-2 Big South)

A31	WESTERN CAROLINA	L, 3-23
S7	WEST LIBERTY STATE	W, 35-6
S21	#4 APPALACHIAN STATE	L, 22-29
S28	at Central Florida	L, 17-48
O5	GARDNER-WEBB *	L, 21-31
O12	at Akron	L, 21-49
O19	CHARLESTON SOUTHERN *	W, 31-17
O26	at VMI	L, 14-38
N2	#17 EASTERN KENTUCKY (OT)	L, 28-35
N9	at Elon *	L, 35-56
N23	at Hofstra	L, 3-32

	BIG SOUTH					OVERALL							
Team	W	L	PCT	PF	PA	W	L	PCT	PF	PA	Home	Road	Streak
x-Gardner-Webb	3	0	1.000	126	63	9	1	.900	278	204	5-0	4-1	W8
Elon	2	1	.667	104	86	4	7	.364	249	352	3-2	1-5	L1
Liberty	1	2	.333	87	104	2	9	.182	230	364	2-4	0-5	L4
Charleston Southern	0	3	.000	45	109	4	8	.333	189	327	2-4	2-4	L6


x - Big South Champions



Offensive Player of the Year
Jeremy Martin, QB
Gardner-Webb




Defensive Player of the Year
Mario Williams, FS
Gardner-Webb



Freshman of the Year
Keppy Baucom, LB
Gardner-Webb



Coach of the Year
Steve Patton
Gardner-Webb



Scholar-Athlete of the Year
Andrew Harmon, K
Gardner-Webb



Jeremy Martin and Mario Williams led Gardner-Webb to the first Big South title in 2002

CHARLESTON SOUTHERN (1-11, 0-4 Big South)

A30	at The Citadel	L, 10-64
S6	at Wingate	L, 6-22
S13	PRESBYTERIAN	L, 14-17
S20	WEST VIRGINIA STATE	W, 49-42
S27	TUSCULUM	L, 7-58
O11	at VMI*	L, 7-50
O18	at South Florida	L, 7-55
O25	NORTH GREENVILLE	L, 21-49
N1	LIBERTY*	L, 6-17
N8	at Gardner-Webb*	L, 0-46
N15	at James Madison	L, 7-45
N22	COASTAL CAROLINA*	L, 14-48

COASTAL CAROLINA (6-5, 1-3 Big South)

S6	NEWBERRY	W, 21-14
S13	MOREHEAD STATE	L, 6-31
S20	at Jacksonville	L, 9-14
S25	at North Greenville	W, 49-39
O4	GARDNER-WEBB*	L, 17-38
O11	CHARLESTON (WV)	W, 47-0
O25	at Savannah State	W, 29-19
N1	VMI*	L, 10-19
N8	at Davidson	W, 52-27
N15	at Liberty*	L, 21-38
N22	at Charleston Southern*	W, 48-14

GARDNER-WEBB (8-4, 4-0 Big South)

A30	CLARK-ATLANTA	W, 45-0
S6	at #15 Montana State	L, 3-38
S13	WEBBER INTERNATIONAL	W, 52-10
S20	CHATTANOOGA	W, 23-13
S27	at #8 Furman	L, 0-45
O4	at Coastal Carolina*	W, 38-17
O11	LIBERTY*	W, 27-17
O18	at VMI*	W, 37-25
N1	at #17 Florida Atlantic	L, 26-31
N8	CHARLESTON SOUTHERN*	W, 46-0
N15	FLORIDA INTERNATIONAL (OT)	W, 22-19
N22	at Western Carolina	L, 16-39

LIBERTY (6-6, 3-1 Big South)

A30	at James Madison	L, 6-48
S6	at Toledo	L, 3-49
S13	at Bowling Green	L, 3-62
S20	KENTUCKY WESLEYAN	W, 47-7
S27	YOUNGSTOWN STATE	L, 3-43
O4	VMI*	W, 31-28
O11	at Gardner-Webb*	L, 17-27
O18	at East Tennessee State	L, 23-33
N1	at Charleston Southern*	W, 17-6
N8	NORFOLK STATE	W, 69-21
N15	COASTAL CAROLINA*	W, 38-21
N22	HOFSTRA (OT)	W, 49-42

VMI (6-6, 2-2 Big South)

A30	at Navy	L, 10-37
S6	at Davidson	W, 31-9
S13	WILLIAM & MARY	L, 24-34
S20	NORFOLK STATE	W, 34-9
S27	GEORGETOWN	W, 42-14
O4	at Liberty*	L, 28-31
O11	CHARLESTON SOUTHERN*	W, 50-7
O18	GARDNER-WEBB*	L, 25-37
O25	at Richmond	L, 25-35
N1	at Coastal Carolina*	W, 19-10
N8	AUSTIN PEAY	W, 48-7
N15	vs. The Citadel	L, 23-27

	BIG SOUTH					OVERALL								
Team	W	L	PCT	PF	PA	W	L	PCT	PF	PA	Home	Road	Neu	Streak
x-Gardner-Webb	4	0	1.000	148	59	8	4	.667	335	254	6-0	2-4	0-0	L1
Liberty	3	1	.750	103	82	6	6	.500	306	378	5-1	1-5	0-0	W4
VMI	2	2	.500	122	85	6	6	.500	359	257	4-2	2-3	0-1	L1
Coastal Carolina	1	3	.250	96	109	6	5	.545	309	253	2-3	4-2	0-0	W1
Charleston Southern	0	4	.000	27	161	1	11	.083	148	513	1-5	0-6	0-0	L8

x - Big South Champions



Offensive Player of the Year
Dre Barnes, RB
Liberty




Defensive Player of the Year
Mario Williams, FS
Gardner-Webb



Freshman of the Year
Jonna Lee, LB
Charleston Southern



Coach of the Year
Steve Patton
Gardner-Webb



Co-Scholar-Athlete of the Year
Jim Maxwell, LB
Gardner-Webb



Co-Scholar-Athlete of the Year
Matt Sharpe, K
VMI



Gardner-Webb - 2003 Big South Champions

2004 Standings & Results



CHARLESTON SOUTHERN (5-5, 1-3 Big South)

S11	at Presbyterian	L, 14-19
S18	at Jacksonville	W, 38-3
S25	CHARLESTON (WV)	W, 38-21
02	VMI*	W, 25-24
09	at Howard	L, 6-24
023	NORTH GREENVILLE	W, 55-6
030	at Liberty*	L, 6-34
N6	ALLEN	W, 58-6
N13	GARDNER-WEBB*	L, 0-18
N20	at #21 Coastal Carolina*	L, 28-52

COASTAL CAROLINA (10-1, 4-0 Big South)

S4	at Morehead State	W, 28-7
S11	DAVIDSON	W, 31-24
S18	at Newberry	L, 7-21
S25	NORTH GREENVILLE	W, 58-7
09	CHARLESTON (WV)	W, 48-13
016	at VMI*	W, 21-14
023	LIBERTY*	W, 33-6
030	at Gardner-Webb*	W, 31-19
N6	SAVANNAH STATE	W, 52-14
N13	JACKSONVILLE	W, 48-23
N20	CHARLESTON SOUTHERN*	W, 52-28

GARDNER-WEBB (5-6, 2-2 Big South)

S4	at Tennessee Tech	L, 26-32
S11	at Morgan State	W, 56-49
S18	#4 FURMAN	L, 6-34
S25	#25 WESTERN CAROLINA (OT)	W, 26-20
02	at Liberty*	L, 9-17
09	at #25 Hampton	L, 25-48
023	VMI*	W, 28-17
030	COASTAL CAROLINA*	L, 19-31
N6	at #10 Wofford	L, 17-49
N13	at Charleston Southern*	W, 18-0
N20	SOUTHEASTERN LOUISIANA	W, 52-34

LIBERTY (6-5, 3-1 Big South)


S4	WEST VIRGINIA TECH	W, 55-17
S11	at Kent State	L, 10-38
S18	#24 LEHIGH	L, 16-34
S25	at Youngstown State	L, 17-27
02	GARDNER-WEBB*	W, 17-9
09	#18 WILLIAM & MARY	L, 17-37
023	at Coastal Carolina*	L, 6-33
030	CHARLESTON SOUTHERN*	W, 34-6
N6	at VMI*	W, 38-17
N13	at Chattanooga	W, 43-40
N20	ELON	W, 27-17

VMI (0-11, 0-4 Big South)

S4	at Ohio	L, 14-42
S11	RICHMOND	L, 7-34
S18	TENNESSEE TECH	L, 10-16
S25	at William & Mary	L, 6-42
02	at Charleston Southern*	L, 24-25
09	at Georgetown	L, 0-21
016	COASTAL CAROLINA*	L, 14-21
023	at Gardner-Webb*	L, 17-28
030	at #9 James Madison	L, 10-41
N6	LIBERTY*	L, 17-38
N20	#10 WOFFORD	L, 18-19

Team	BIG SOUTH					OVERALL					Home	Road	Streak
	W	L	PCT	PF	PA	W	L	PCT	PF	PA			
x-Coastal Carolina	4	0	1.000	137	67	10	1	.909	413	176	7-0	3-1	W8
Liberty	3	1	.750	95	65	6	5	.545	280	275	4-2	2-3	W4
Gardner-Webb	2	2	.500	74	65	5	6	.455	282	335	3-2	2-4	W2
Charleston Southern	1	3	.250	59	128	5	5	.500	268	212	4-1	1-4	L2
VMI	0	4	.000	72	112	0	11	.000	137	327	0-5	0-6	L11

x - Big South Champions



Offensive Player of the Year
Patrick Hall, RB
Coastal Carolina



Defensive Player of the Year
Harold Wells, DL
Gardner-Webb



Freshman of the Year
Jerome Simpson, WR
Coastal Carolina



Coach of the Year
David Bennett
Coastal Carolina



Scholar-Athlete of the Year
Adam DeGraffenreid, DE
Charleston Southern



Coastal Carolina - 2004 Big South Champions

CHARLESTON SOUTHERN (7-4, 3-1 Big South)

S3	at The Citadel	L, 14-28
S10	PRESBYTERIAN	L, 0-42
S17	JACKSONVILLE	W, 16-10
S24	at North Greenville	W, 35-28
01	HOWARD	L, 22-27
08	at VMI*	L, 12-34
015	WEST VIRGINIA WESLEYAN	W, 63-42
022	SAVANNAH STATE	W, 48-28
N5	at Gardner-Webb*	W, 38-7
N12	LIBERTY*	W, 31-30
N19	#8 COASTAL CAROLINA* (20T)	W, 34-27

COASTAL CAROLINA (9-2, 3-1 Big South)

S3	at Elon	W, 17-10
S10	#1 JAMES MADISON	W, 31-27
S17	at Appalachian State	L, 3-30
S24	DELAWARE STATE	W, 24-6
01	at #17 South Carolina State	W, 24-23
015	GARDNER-WEBB* (OT)	W, 34-31
022	at Liberty* (30T)	W, 27-21
029	VMI*	W, 38-14
N5	at Savannah State	W, 42-16
N12	MANSFIELD	W, 71-8
N19	at Charleston Southern* (20T)	L, 27-34

GARDNER-WEBB (5-6, 2-2 Big South)

S3	UNION	W, 65-12
S10	BELHAVEN	W, 54-7
S24	TENNESSEE-MARTIN	L, 28-31
01	at #6 Furman	L, 31-48
08	#8 HAMPTON	L, 21-52
015	at #15 Coastal Carolina* (OT)	L, 31-34
022	at VMI* (30T)	W, 55-52
029	LIBERTY*	W, 21-16
N5	CHARLESTON SOUTHERN*	L, 7-38
N12	at Savannah State	W, 31-21
N19	WOFFORD	L, 42-56

LIBERTY (1-10, 0-4 Big South)

S3	CONCORD	W, 17-6
S10	at Connecticut	L, 0-59
S17	YOUNGSTOWN STATE	L, 0-42
S24	at #16 William & Mary	L, 0-56
01	VMI*	L, 7-10
08	CHATTANOOGA	L, 21-24
015	TOWSON	L, 17-38
022	#14 COASTAL CAROLINA* (30T)	L, 21-27
029	at Gardner-Webb*	L, 16-21
N12	at Charleston Southern*	L, 30-31
N19	at Norfolk State	L, 17-34

VMI (3-8, 2-2 Big South)

S3	DAVIDSON	W, 33-0
S10	#11 WILLIAM & MARY	L, 7-41
S17	at Duke	L, 14-40
S24	#10 LEHIGH	L, 26-28
01	at Liberty*	W, 10-7
08	CHARLESTON SOUTHERN*	W, 34-12
015	at Wofford	L, 23-38
022	GARDNER-WEBB* (30T)	L, 52-55
029	at #13 Coastal Carolina*	L, 14-38
N5	at #18 Richmond	L, 3-38
N19	THE CITADEL	L, 14-22

BIG SOUTH						OVERALL					
Team	W	L	PCT	PF	PA	W	L	PCT	PF	PA	Home
x-Charleston Southern	3	1	.750	115	98	7	4	.636	313	303	5-2
x-Coastal Carolina	3	1	.750	126	100	9	2	.818	338	220	5-0
Gardner-Webb	2	2	.500	114	140	5	6	.455	386	367	3-4
VMI	2	2	.500	110	112	3	8	.273	230	319	2-4
Liberty	0	4	.000	74	89	1	10	.091	146	348	1-5

x - Big South Co-Champions



Offensive Player of the Year
Collin Drafts, QB
Charleston Southern



Defensive Player of the Year
Jada Ross, LB
Charleston Southern



Freshman of the Year
Zach Terrell, RB
Liberty



Coach of the Year
Jay Mills
Charleston Southern



Scholar-Athlete of the Year
Adam DeGraffenreid, DE
Charleston Southern



Charleston Southern - 2005 Big South Co-Champions

CHARLESTON SOUTHERN (9-2, 2-2 Big South)

S2	at Presbyterian	W, 21-13
S9	at The Citadel (207)	W, 38-35
S16	WINGATE	W, 20-17
S30	NORTH GREENVILLE	W, 20-10
07	at Savannah State	W, 38-13
014	EDWARD WATERS	W, 47-0
021	VMI *	W, 27-22
028	GEORGETOWN	W, 24-10
N4	GARDNER-WEBB *	W, 28-14
N11	at Liberty *	L, 20-34
N18	at #7 Coastal Carolina *	L, 17-31

COASTAL CAROLINA (9-3, 4-0 Big South)

S2	ELON	L, 20-23
S9	at Wofford	W, 41-38
S16	at #17 Georgia Southern	L, 21-38
S23	SOUTH CAROLINA STATE	W, 33-14
S30	at Winston-Salem State	W, 31-12
07	#3 FURMAN	W, 29-27
014	at VMI *	W, 31-27
028	LIBERTY *	W, 28-26
N4	SAVANNAH STATE	W, 66-6
N11	at Gardner-Webb *	W, 52-24
N18	#21 CHARLESTON SOUTHERN *	W, 31-17
N25	at #1 Appalachian State \$	L, 28-45

GARDNER-WEBB (6-5, 2-2 Big South)

S2	at Jacksonville	W, 49-14
S9	TENNESSEE TECH	W, 30-26
S16	at UT-Martin	L, 9-35
S23	#2 APPALACHIAN STATE	L, 6-41
S30	at Southeastern Louisiana	W, 28-21
014	GLENNVILLE STATE	W, 31-23
021	at Liberty *	W, 27-24
028	VMI *	W, 35-31
N4	at #18 Charleston Southern *	L, 14-28
N11	#12 COASTAL CAROLINA *	L, 24-52
N18	#20 WOFFORD	L, 17-34

LIBERTY (6-5, 2-2 Big South)

A31	ST. PAUL'S	W, 27-0
S9	GLENNVILLE STATE	W, 31-7
S16	at Towson	L, 3-10
S23	at Savannah State	W, 28-0
S30	at Wake Forest	L, 14-34
014	WILLIAM & MARY	L, 13-14
021	GARDNER-WEBB *	L, 24-27
028	at #17 Coastal Carolina *	L, 26-28
N4	WESTERN CAROLINA	W, 21-0
N11	#16 CHARLESTON SOUTHERN *	W, 34-20
N18	at VMI *	W, 38-32

VMI (1-10, 0-4 Big South)


S2	DAVIDSON	W, 20-19
S9	at Norfolk State	L, 19-32
S16	at #8 Richmond	L, 7-58
S23	at William & Mary	L, 6-38
S30	JAMES MADISON	L, 7-45
07	at Army	L, 7-62
014	#19 COASTAL CAROLINA *	L, 27-31
021	at #17 Charleston Southern *	L, 22-27
028	at Gardner-Webb *	L, 31-35
N11	at The Citadel	L, 21-48
N18	LIBERTY *	L, 32-38

Team	BIG SOUTH					OVERALL					Home	Road	Streak
	W	L	PCT	PF	PA	W	L	PCT	PF	PA			
x-Coastal Carolina	4	0	1.000	142	94	9	3	.750	411	297	5-1	4-2	L1
Charleston Southern	2	2	.500	92	101	9	2	.818	300	199	6-0	3-2	L2
Gardner-Webb	2	2	.500	100	135	6	5	.545	270	329	3-3	3-2	L3
Liberty	2	2	.500	122	107	6	5	.545	259	172	4-2	2-3	W3
VMI	0	4	.000	112	131	1	10	.091	199	433	1-3	0-7	L10

x - Big South Champion



Offensive Player of the Year
Tyler Thigpen, QB
Coastal Carolina



Defensive Player of the Year
Brian Johnston, DE
Gardner-Webb



Freshman of the Year
Tim Maypray, SB
VMI



Coach of the Year
Danny Rocco
Liberty



Scholar-Athlete of the Year
Josh Hoke, K
Coastal Carolina



Coastal Carolina - 2006 Big South Champions

CHARLESTON SOUTHERN (5-6, 1-3 Big South)

S1	at The Citadel	L, 14-35
S8	at #12 Wofford	L, 24-52
S15	JOHNSON C. SMITH	W, 44-20
S22	at Hawaii (#18)	L, 10-66
S29	at North Greenville	W, 46-33
O6	SAVANNAH STATE	W, 28-0
O20	LIBERTY *	L, 10-50
O27	at Gardner-Webb *	L, 25-29
N3	at VMI *	W, 37-28
N10	PRESBYTERIAN	W, 28-24
N17	COASTAL CAROLINA *	L, 2-41

COASTAL CAROLINA (5-6, 3-1 Big South)

S1	at Delaware State	L, 18-23
S8	WINSTON-SALEM STATE	W, 28-21
S15	GEORGIA SOUTHERN	L, 34-42
S22	at #8 James Madison	L, 10-45
O6	at Furman	L, 17-27
O13	CHOWAN	W, 51-0
O20	PRESBYTERIAN (OT)	L, 34-41
O27	VMI *	W, 42-35
N3	at Liberty *	L, 24-37
N10	GARDNER-WEBB *	W, 17-14
N17	at Charleston Southern *	W, 41-2

GARDNER-WEBB (5-6, 2-2 Big South)

S1	at Ohio	L, 14-36
S8	JACKSONVILLE	W, 27-6
S22	at Mississippi State	L, 15-31
S29	AUSTIN PEAY	W, 20-13
O6	at #5 Appalachian State	L, 7-45
O13	at #8 Wofford	L, 17-52
O20	at VMI *	W, 36-22
O27	CHARLESTON SOUTHERN *	W, 29-25
N3	SAVANNAH STATE	W, 66-0
N10	at Coastal Carolina *	L, 14-17
N17	LIBERTY *	L, 0-31

LIBERTY (8-3, 4-0 Big South)

S1	TUSCULUM	W, 38-14
S8	SHIPPENSBURG	W, 35-14
S15	at William & Mary (2OT)	L, 41-48
S22	at Elon	L, 14-42
S29	ST. FRANCIS (Pa.)	W, 68-10
O6	at Toledo	L, 34-35
O20	at Charleston Southern *	W, 50-10
O27	PRESBYTERIAN	W, 48-14
N3	COASTAL CAROLINA *	W, 37-24
N10	VMI *	W, 73-34
N17	at Gardner-Webb *	W, 31-0

VMI (2-9, 0-4 Big South)


S1	LOCK HAVEN	W, 20-0
S8	WILLIAM & MARY	L, 16-63
S15	at #7 James Madison	L, 17-45
S22	at Lehigh	L, 6-37
S29	at Robert Morris	W, 40-13
O13	PRESBYTERIAN	L, 21-45
O20	GARDNER-WEBB *	L, 22-36
O27	at Coastal Carolina *	L, 35-42
N3	CHARLESTON SOUTHERN *	L, 28-37
N10	at Liberty *	L, 34-73
N17	THE CITADEL	L, 28-70

	BIG SOUTH					OVERALL							
Team	W	L	PCT	PF	PA	W	L	PCT	PF	PA	Home	Road	Streak
x-Liberty	4	0	1.000	191	68	8	3	.727	469	245	6-0	2-3	W5
Coastal Carolina	3	1	.750	124	88	5	6	.455	316	287	4-2	1-4	W2
Gardner-Webb	2	2	.500	79	95	5	6	.455	245	278	4-1	1-5	L2
Charleston Southern	1	3	.250	74	148	5	6	.455	268	378	3-2	2-4	L1
VMI	0	4	.000	119	188	2	9	.182	267	461	1-5	1-4	L6


x - Big South Champion



Offensive Player of the Year
Rashad Jennings, RB
Liberty



Defensive Player of the Year
Brian Johnston, DE
Gardner-Webb



Freshman of the Year
Jeffery Williams, LB
Gardner-Webb



Coach of the Year
Danny Rocco
Liberty



Scholar-Athlete of the Year
Nick Ellis, K
Charleston Southern



Liberty - 2007 Big South Champions

2008 Standings & Results



Team	BIG SOUTH					OVERALL					Home	Road	Streak
	W	L	PCT	PF	PA	W	L	PCT	PF	PA			
x-Liberty	5	0	1.000	186	74	10	2	.833	404	224	6-1	4-1	W3
Stony Brook	3	2	.600	121	136	5	6	.455	274	289	3-3	2-3	W2
Charleston Southern	3	2	.600	87	93	7	5	.583	277	268	5-0	2-5	W4
Gardner-Webb	2	3	.400	106	126	5	6	.455	267	261	3-2	2-4	L2
VMI	1	4	.200	147	163	4	7	.364	378	369	4-2	0-5	W1
Coastal Carolina	1	4	.200	105	160	6	6	.500	267	289	2-4	4-2	L1
Presbyterian **	--	--	--	--	--	4	8	.333	266	416	4-2	0-6	L3

x - Big South Champion


** - Presbyterian College was not eligible for the Big South football championship



Liberty - 2008 Big South Champions



Offensive Player of the Year
Rashad Jennings, RB
Liberty




Defensive Player of the Year
Jeffery Williams, LB
Gardner-Webb



Coach of the Year
Danny Rocco
Liberty



Freshman of the Year
Edwin Gowins, RB
Stony Brook



Scholar-Athlete of the Year
Jacob Rochester, LB
VMI

CHARLESTON SOUTHERN (7-5, 3-2 Big South)

A28	at Miami (Fla.)	L, 7-52
S6	at #13 Wofford	L, 23-41
S13	at Miami (Ohio)	L, 27-38
S27	NORTH GREENVILLE	W, 27-0
04	GARDNER-WEBB *	W, 13-10
011	at Savannah State	W, 29-20
018	at Stony Brook *	L, 19-20
025	at #20 Liberty *	L, 0-42
N1	VMI *	W, 31-21
N8	PRESBYTERIAN	W, 29-18
N15	EDWARD WATERS	W, 48-6
N22	at Coastal Carolina *	W, 24-0

COASTAL CAROLINA (6-6, 1-4 Big South)

A30	at Penn State (#22)	L, 10-66
S7	COLGATE	L, 19-23
S13	at Monmouth	W, 26-7
S20	TOWSON	W, 31-3
S27	at North Carolina A&T	W, 20-7
04	#20 LIBERTY *	L, 38-43
011	at VMI *	L, 20-47
018	NORTH CAROLINA CENTRAL	W, 35-10
025	STONY BROOK *	L, 24-28
N8	at Gardner-Webb *	W, 23-18
N15	at Presbyterian	W, 21-13
N22	CHARLESTON SOUTHERN *	L, 0-24

GARDNER-WEBB (5-6, 2-3 Big South)

A28	at Tennessee Tech	L, 12-28
S6	TUSCULUM	W, 31-12
S13	at Austin Peay	W, 31-15
S27	SAM HOUSTON STATE	L, 33-49
04	at Charleston Southern *	L, 10-13
011	at Georgia Tech	L, 7-10
018	PRESBYTERIAN	W, 47-21
025	VMI *	W, 34-27
N1	at Stony Brook *	W, 34-33
N8	COASTAL CAROLINA *	L, 18-23
N15	at #22 Liberty *	L, 10-30

LIBERTY (10-2, 5-0 Big South)

A30	NORTH GREENVILLE	W, 49-10
S6	GLENVILLE STATE	W, 44-27
S13	at Western Carolina	W, 19-16
S27	at #23 Youngstown State	W, 31-28
04	at Coastal Carolina *	W, 43-38
011	STONY BROOK *	W, 33-0
018	LAFAYETTE	L, 21-35
025	CHARLESTON SOUTHERN *	W, 42-0
N1	at Presbyterian	L, 28-31
N8	at VMI *	W, 38-26
N15	GARDNER-WEBB *	W, 30-10
N22	#12 ELON	W, 26-3

PRESBYTERIAN COLLEGE (4-8)

A30	at #13 Wofford	L, 21-38
S6	FAYETTEVILLE STATE	W, 38-28
S13	at #18 Elon	L, 12-66
S20	WESTERN CAROLINA	L, 21-23
S27	at #3 Appalachian State	L, 14-48
04	NORTH GREENVILLE	W, 22-15
011	NORTH CAROLINA CENTRAL	W, 28-24
018	at Gardner-Webb	L, 21-47
N1	#17 LIBERTY	W, 31-28
N8	at Charleston Southern	L, 18-29
N15	COASTAL CAROLINA	L, 13-21
N22	at VMI	L, 27-49

STONY BROOK (5-6, 3-2 Big South)

A30	COLGATE	W, 42-26
S6	#17 ELON	L, 20-30
S13	at Maine	L, 13-28
S20	at Brown	L, 7-17
S26	HOFSTRA	L, 3-43
011	at #15 Liberty *	L, 0-33
018	CHARLESTON SOUTHERN *	W, 20-19
025	at Coastal Carolina *	W, 28-24
N1	GARDNER-WEBB *	L, 33-34
N8	at Iona	W, 68-9
N15	VMI *	W, 40-26

VMI (4-7, 1-4 Big South)

S6	ST. FRANCIS (Pa.)	W, 49-0
S13	at William & Mary	L, 17-52
S20	CHOWAN	W, 69-20
S27	at Ohio	L, 31-51
04	#6 RICHMOND	L, 16-56
011	COASTAL CAROLINA *	W, 47-20
025	at Gardner-Webb *	L, 27-34
N1	at Charleston Southern *	L, 21-31
N8	#25 LIBERTY *	L, 26-38
N15	at Stony Brook *	L, 26-40
N22	PRESBYTERIAN	W, 49-27



Team	BIG SOUTH					OVERALL					Home	Road	Streak
	W	L	PCT	PF	PA	W	L	PCT	PF	PA			
x-Stony Brook	5	1	.833	182	121	6	5	.545	267	256	4-0	2-5	W1
x-Liberty	5	1	.833	271	123	8	3	.727	400	210	5-1	3-2	L1
Charleston Southern	4	2	.667	170	150	6	5	.545	268	323	4-1	2-4	W4
Coastal Carolina	3	3	.500	133	168	5	6	.455	205	280	5-0	0-6	L1
Gardner-Webb	3	3	.500	138	158	6	5	.545	305	277	3-2	3-3	W1
VMI	1	5	.167	115	179	2	9	.182	225	338	1-4	1-5	L4
Presbyterian **	0	6	.000	136	246	0	11	.000	214	441	0-5	0-6	L14

x - Big South Co-Champions

** - Presbyterian College was not eligible for the Big South football championship



Stony Brook - 2009 Big South Co-Champions



Offensive Player of the Year
Mike Brown, WR
Liberty



Defensive Player of the Year
Tyler Santucci, LB
Stony Brook



Coach of the Year
Chuck Priore
Stony Brook



Freshman of the Year
Matt Goods, DL
Gardner-Webb



Scholar-Athlete of the Year
Mario Brown, LB
Gardner-Webb

CHARLESTON SOUTHERN (6-5, 4-2 Big South)

S5	at Florida (#1)	L, 3-62
S12	at #14 Wofford	L, 14-42
S19	at South Florida	L, 0-59
S26	NORTH GREENVILLE	W, 34-0
O3	SAVANNAH STATE	W, 47-10
O17	at Gardner-Webb *	L, 20-27
O24	#23 LIBERTY *	L, 13-20
O31	at VMI *	W, 31-21
N7	at Presbyterian *	W, 46-32
N14	STONY BROOK * (OT)	W, 30-27
N21	COASTAL CAROLINA *	W, 30-23

COASTAL CAROLINA (5-6, 3-3 Big South)

S3	at Kent State	L, 0-18
S12	MONMOUTH	W, 24-17
S19	at Towson	L, 17-21
S26	NORTH CAROLINA A&T	W, 28-7
O10	VMI *	W, 20-6
O17	at Liberty *	L, 13-58
O24	at Stony Brook *	L, 10-16
O31	at Clemson	L, 3-49
N7	GARDNER-WEBB *	W, 26-21
N14	PRESBYTERIAN *	W, 41-37
N21	at Charleston Southern *	L, 23-30

GARDNER-WEBB (6-5, 3-3 Big South)

S5	MARS HILL	W, 58-14
S12	at Western Carolina	W, 27-20
S19	at North Carolina State	L, 14-45
O3	at VMI *	W, 27-23
O10	at Buffalo	L, 3-40
O17	CHARLESTON SOUTHERN *	W, 27-20
O24	SOUTHERN VIRGINIA	W, 65-0
O31	STONY BROOK *	L, 14-24
N7	at Coastal Carolina *	L, 21-26
N14	#16 LIBERTY *	L, 28-51
N21	at Presbyterian *	W, 21-14

LIBERTY (8-3, 5-1 Big South)

S5	at West Virginia	L, 20-33
S12	NORTH CAROLINA CENTRAL	W, 35-10
S19	at Lafayette	W, 19-13
S26	#6 JAMES MADISON	L, 10-24
O3	WEST VIRGINIA WESLEYAN	W, 45-7
O17	COASTAL CAROLINA *	W, 58-13
O24	at Charleston Southern *	W, 20-13
O31	PRESBYTERIAN *	W, 55-19
N7	VMI *	W, 54-14
N14	at Gardner-Webb *	W, 51-28
N21	at Stony Brook *	L, 33-36

PRESBYTERIAN COLLEGE (0-11, 0-6 Big South)

S5	at Furman	L, 21-45
S12	#10 ELON	L, 7-41
S19	CHATTANOOGA	L, 13-29
S26	at The Citadel	L, 21-46
O3	at Stony Brook *	L, 14-52
O10	at Old Dominion	L, 16-34
O24	VMI *	L, 20-31
O31	at #23 Liberty *	L, 19-55
N7	CHARLESTON SOUTHERN *	L, 32-46
N14	at Coastal Carolina *	L, 37-41
N21	GARDNER-WEBB *	L, 14-21

STONY BROOK (6-5, 5-1 Big South)

S5	at #24 Hofstra	L, 10-17
S12	at Colgate	L, 13-23
S19	BROWN	W, 21-20
S26	at #15 Massachusetts	L, 17-44
O3	PRESBYTERIAN *	W, 52-14
O10	at North Dakota	L, 24-31
O17	at VMI *	W, 27-20
O24	COASTAL CAROLINA *	W, 16-10
O31	at Gardner-Webb *	W, 24-14
N14	at Charleston Southern * (OT)	L, 27-30
N21	#16 LIBERTY *	W, 36-33

VMI (2-9, 1-5 Big South)

S5	ROBERT MORRIS	W, 14-13
S19	at #6 James Madison	L, 16-44
S26	at #1 Richmond	L, 28-38
O3	GARDNER-WEBB *	L, 23-27
O10	at Coastal Carolina *	L, 6-20
O17	STONY BROOK *	L, 20-27
O24	at Presbyterian *	W, 31-20
O31	CHARLESTON SOUTHERN *	L, 21-31
N7	at #16 Liberty *	L, 14-54
N14	at Army	L, 17-22
N21	OLD DOMINION	L, 35-42

2010 Standings & Results



Team	BIG SOUTH					OVERALL					Home	Road	Streak
	W	L	PCT	PF	PA	W	L	PCT	PF	PA			
xy-Coastal Carolina	5	1	.833	239	109	6	6	.500	380	295	3-3	3-3	L1
x-Stony Brook	5	1	.833	226	122	6	5	.545	343	282	4-1	2-4	L1
x-Liberty	5	1	.833	244	138	8	3	.727	401	222	5-0	3-3	W1
Gardner-Webb	3	3	.500	113	183	5	6	.455	214	306	3-2	2-4	W1
VMI	2	4	.333	84	138	3	8	.273	174	311	2-2	1-6	L4
Charleston Southern	1	5	.167	127	263	3	8	.273	247	457	3-3	0-5	L1
Presbyterian ^**	0	6	.000	116	196	0	11	.000	223	373	0-5	0-6	--

x- Big South regular-season co-champions

y- Big South FCS Playoff automatic qualifier

** - Presbyterian College was not eligible for the Big South football championship

^ - PC later forfeited its overall and Big South wins due to the use of a player that was declared ineligible following the season.



Coastal Carolina - 2010 Big South Co-Champions



Offensive Player of the Year
Mike Brown, QB
Liberty



Defensive Player of the Year
Andrae Jacobs, LB
Coastal Carolina



Coach of the Year
David Bennett
Coastal Carolina



Freshman of the Year
Preston Pemasa, DE
Gardner-Webb



Scholar-Athlete of the Year
Michael Coulter, QB
Stony Brook

CHARLESTON SOUTHERN (3-8, 1-5 Big South)

S4	NORTH GREENVILLE	W, 41-31
S11	WOFFORD	L, 23-34
S18	MARS HILL	W, 28-14
S25	at Hawai'i	L, 7-66
09	at #24 Liberty *	L, 20-44
016	GARDNER-WEBB *	L, 25-35
023	VMI *	L, 16-34
030	at Stony Brook *	L, 21-41
N6	at Kentucky	L, 21-49
N13	PRESBYTERIAN *	W, 42-39
N20	at Coastal Carolina *	L, 3-70

COASTAL CAROLINA (6-6, 5-1 Big South)

S4	at West Virginia (#24)	L, 0-31
S11	at Towson (5OT)	L, 45-47
S18	GEORGIA SOUTHERN	L, 26-43
S25	DELAWARE STATE	W, 34-14
02	at #11 Richmond	L, 19-41
016	at Presbyterian *	W, 35-7
023	STONY BROOK *	L, 28-38
030	at Gardner-Webb *	(OT) W, 30-27
N6	at VMI *	W, 31-3
N13	#11 LIBERTY *	W, 45-31
N20	CHARLESTON SOUTHERN *	W, 70-3
N27	#21 WESTERN ILLINOIS \$	L, 10-17

GARDNER-WEBB (5-6, 3-3 Big South)

S4	BREVARD	W, 28-14
S11	at Akron (OT)	W, 38-37
S18	WESTERN CAROLINA	L, 14-28
S25	at Sam Houston State	L, 14-30
02	at Old Dominion	L, 7-14
016	at Charleston Southern *	W, 35-25
023	PRESBYTERIAN *	L, 24-26 ^
030	COASTAL CAROLINA *	(OT) L, 27-30
N6	at #12 Liberty *	L, 14-40
N13	at Stony Brook *	L, 3-55
N20	VMI *	W, 10-7

LIBERTY (8-3, 5-1 Big South)

S4	ST. FRANCIS (Pa.)	W, 52-7
S11	at Ball State	W, 27-23
S18	at Robert Morris	L, 23-30
S25	at #3 James Madison	L, 3-10
02	SAVANNAH STATE	W, 52-14
09	CHARLESTON SOUTHERN *	W, 44-20
016	at VMI *	W, 41-7
030	at Presbyterian *	W, 34-24
N6	GARDNER-WEBB *	W, 40-14
N13	at Coastal Carolina *	L, 31-45
N20	STONY BROOK *	W, 54-28

PRESBYTERIAN COLLEGE (0-11, 0-6 Big South)

S2	at Wake Forest	L, 13-53
S11	at Clemson	L, 21-58
S18	at The Citadel	L, 14-26
S25	NORTH GREENVILLE	L, 17-34
02	at VMI *	L, 13-24
016	COASTAL CAROLINA *	L, 7-35
023	at Gardner-Webb *	W, 26-24 ^
030	#12 LIBERTY *	L, 24-34
N6	STONY BROOK *	L, 7-37
N13	at Charleston Southern *	L, 39-42
N20	DAVIDSON	W, 42-6 ^

STONY BROOK (6-5, 5-1 Big South)

S4	at South Florida	L, 14-59
S11	AMERICAN INTERNATIONAL	W, 31-14
S18	at Brown (2OT)	L, 30-33
S25	#9 MASSACHUSETTS	L, 21-26
09	VMI *	W, 27-9
016	at Lafayette	L, 21-28
023	at Coastal Carolina *	W, 38-28
030	CHARLESTON SOUTHERN *	W, 41-21
N6	at Presbyterian *	W, 37-7
N13	GARDNER-WEBB *	W, 55-3
N20	at #18 Liberty *	L, 28-54

VMI (3-8, 2-4 Big South)

S4	LOCK HAVEN	W, 48-6
S11	at #11 William & Mary	L, 0-45
S25	at Virginia	L, 7-48
02	PRESBYTERIAN *	W, 24-13
09	at Stony Brook *	L, 9-27
016	#19 LIBERTY *	L, 7-41
023	at Charleston Southern *	W, 34-16
030	at Army	L, 7-29
N6	COASTAL CAROLINA *	L, 3-31
N13	at Old Dominion	L, 28-45
N20	at Gardner-Webb *	L, 7-10



Team	BIG SOUTH					OVERALL					Home	Road	Streak
	W	L	PCT	PF	PA	W	L	PCT	PF	PA			
x-Stony Brook	6	0	1.000	293	128	9	4	.692	494	303	6-1	3-3	L1
Liberty	5	1	.833	231	138	7	4	.636	395	242	5-1	2-3	L1
Coastal Carolina	3	3	.500	145	187	7	4	.636	271	307	4-1	3-3	W3
Presbyterian College**	3	3	.500	163	118	4	7	.364	276	346	4-1	0-6	W2
VMI	2	4	.333	113	192	2	9	.182	187	351	2-3	0-6	W1
Gardner-Webb	2	3	.333	109	201	4	7	.364	199	350	3-2	1-5	L2
Charleston Southern	0	6	.000	123	213	0	11	.000	186	440	0-5	0-6	L12

x - Big South regular-season champion and FCS Playoff automatic qualifier

** - Presbyterian College was not eligible for the Big South football championship




Stony Brook - 2011 Big South Champions



Offensive Player of the Year
Miguel Maysonet, RB
Stony Brook



Defensive Player of the Year
Justin Bethel, DB
Presbyterian College



Coach of the Year
Chuck Priore
Stony Brook



Freshman of the Year
Donelle Williams, LB
Presbyterian College



Scholar-Athlete of the Year
Marcus Lott, S
Coastal Carolina

CHARLESTON SOUTHERN (0-11, 0-6 Big South)

S3	at UCF	L, 0-62
S10	at Florida State (#4/5)	L, 10-62
S17	at Jacksonville	L, 30-37
S24	NORFOLK STATE	L, 3-33
O1	WESLEY COLLEGE	L, 20-32
O15	at VMI*	L, 17-21
O22	LIBERTY*	L, 16-38
O29	at Gardner-Webb*	L, 7-14
N5	STONY BROOK*	L, 31-50
N12	COASTAL CAROLINA*	L, 38-45
N19	at Presbyterian*	L, 14-45

COASTAL CAROLINA (7-4, 3-3 Big South)

S3	FURMAN	W, 30-23
S10	CATAWBA	W, 20-3
S17	at Georgia	L, 0-59
S24	at North Carolina A&T	W, 31-14
O8	VMI*	W, 34-10
O15	at Liberty*	L, 27-63
O22	GARDNER-WEBB*	L, 24-26
O29	at Stony Brook*	L, 0-42
N5	PRESBYTERIAN*	W, 15-8
N12	at Charleston Southern*	W, 45-38
N19	at Western Carolina	W, 45-21

GARDNER-WEBB (4-7, 2-4 Big South)

S3	BREVARD	W, 34-17
S10	at Ohio	L, 3-30
S17	at Wake Forest	L, 5-48
O1	at Samford	L, 14-41
O8	LIBERTY*	L, 3-35
O15	at Presbyterian*	L, 14-28
O22	at Coastal Carolina*	W, 26-24
O29	CHARLESTON SOUTHERN*	W, 14-7
N3	VIRGINIA STATE	W, 34-13
N12	STONY BROOK*	L, 28-76
N19	at VMI*	L, 24-31

LIBERTY (7-4, 5-1 Big South)

S3	at North Carolina State	L, 21-43
S10	ROBERT MORRIS	W, 38-7
S17	#13/14 JAMES MADISON	L, 24-27
S24	at #15/16 Lehigh	L, 24-27
O1	KENTUCKY WESLEYAN	W, 57-0
O8	at Gardner-Webb*	W, 35-3
O15	#20 COASTAL CAROLINA*	W, 63-27
O22	at Charleston Southern*	W, 38-16
O29	PRESBYTERIAN* (20T)	W, 27-20
N5	VMI*	W, 37-31
N19	at Stony Brook*	L, 31-41

PRESBYTERIAN COLLEGE (4-7, 3-3 Big South)

S3	#8/8 WOFFORD	L, 28-35
S10	NORTH GREENVILLE	W, 38-21
S17	at California ^	L, 12-63
S24	at Furman	L, 21-62
O8	at Stony Brook*	L, 24-42
O15	GARDNER-WEBB*	W, 28-14
O22	at #1 Georgia Southern	L, 14-48
O29	at #23 Liberty* (20T)	L, 20-27
N5	at Coastal Carolina*	L, 8-15
N12	VMI*	W, 38-6
N19	CHARLESTON SOUTHERN*	W, 45-14

^ - at AT&T Park - San Francisco, Calif.

STONY BROOK (9-4, 6-0 Big South)

S3	at UTEP (OT)	L, 24-31
S10	at Buffalo	L, 7-35
S17	BROWN	L, 20-21
S24	LAFAYETTE	W, 37-20
O8	PRESBYTERIAN*	W, 42-24
O15	SAINT ANSELM	W, 55-6
O22	at VMI*	W, 42-14
O29	COASTAL CAROLINA*	W, 42-0
N5	at Charleston Southern*	W, 50-31
N12	at Gardner-Webb*	W, 76-28
N19	#16/16 LIBERTY*	W, 41-31
N26	ALBANY \$	W, 31-28
D3	at #1/1 Sam Houston State \$	L, 27-34

VMI (2-9, 2-4 Big South)

S3	DELAWARE STATE	L, 21-24
S10	#5/5 WILLIAM & MARY	L, 7-24
S17	at #6/9 Richmond	L, 19-34
S24	at Akron	L, 13-36
O8	at #24 Coastal Carolina*	L, 10-34
O15	CHARLESTON SOUTHERN*	W, 21-17
O22	STONY BROOK*	L, 14-42
O29	at The Citadel	L, 14-41
N5	at #22/22 Liberty*	L, 31-37
N12	at Presbyterian*	L, 6-38
N19	GARDNER-WEBB*	W, 31-24



2012 Standings & Results




Team	BIG SOUTH					OVERALL					Home	Road	Streak
	W	L	PCT	PF	PA	W	L	PCT	PF	PA			
xy-Coastal Carolina	5	1	.833	252	106	8	5	.615	446	369	3-2	5-3	L1
x-Liberty	5	1	.833	197	118	6	5	.545	299	244	4-2	2-3	W3
x-Stony Brook	5	1	.833	232	90	10	3	.769	460	202	7-0	3-3	L1
Charleston Southern	3	3	.500	130	161	5	6	.455	219	312	4-1	1-5	L1
Gardner-Webb	2	4	.333	147	188	3	8	.273	225	389	3-3	0-5	W1
VMI	1	5	.167	66	189	2	9	.182	133	338	2-4	0-5	L6
Presbyterian College	0	6	.000	74	246	2	9	.182	171	417	1-4	1-5	L6

x - Big South regular-season co-champions
y - Big South FCS Playoff automatic qualifier



Coastal Carolina - 2012 Big South Co-Champions




Offensive Player of the Year
Miguel Maysonet, RB
Stony Brook



Defensive Player of the Year
Quinn Backus, LB
Coastal Carolina



Coach of the Year
Joe Moglia
Coastal Carolina



Freshman of the Year
Josh Woodrum, QB
Liberty



Scholar-Athlete of the Year
Pat Kelly, WR
Liberty

CHARLESTON SOUTHERN (5-6, 3-3 Big South)

S1	at The Citadel	L, 14-49
S8	JACKSONVILLE	L, 10-31
S15	at Illinois	L, 0-44
S22	at Shorter	W, 23-20
O6	at #13/13 Stony Brook *	L, 7-49
O13	VMI *	W, 32-14
O20	PRESBYTERIAN *	W, 31-21
O27	EDWARD WATERS	W, 42-7
N3	at Liberty *	L, 12-26
N10	GARDNER-WEBB *	W, 28-10
N17	at Coastal Carolina *	L, 20-41

COASTAL CAROLINA (8-5, 5-1 Big South)

S1	NORTH CAROLINA A&T	W, 29-13
S8	at Furman (30T)	W, 47-45
S15	#20/25 EASTERN KENTUCKY	L, 17-35
S22	at Toledo	L, 28-38
S29	at #16/17 Appalachian State	L, 14-55
O13	#11/11 STONY BROOK *	L, 21-27
O20	at VMI *	W, 34-7
O27	LIBERTY *	W, 36-12
N3	at Gardner-Webb *	W, 55-33
N10	at Presbyterian *	W, 65-7
N17	CHARLESTON SOUTHERN *	W, 41-20
N24	at #22/22 Bethune-Cookman \$	W, 24-14
D1	at #3/3 Old Dominion \$	L, 35-63

GARDNER-WEBB (3-8, 2-4 Big South)

S1	#10/13 WOFFORD	L, 7-34
S8	at Richmond	L, 8-41
S15	SAMFORD	L, 23-44
S22	at Pittsburgh	L, 10-55
O6	at Liberty *	L, 35-42
O13	MIDAMERICA NAZARENE	W, 30-28
O20	at #10/10 Stony Brook *	L, 10-41
O27	VMI *	W, 38-7
N3	COASTAL CAROLINA *	L, 33-55
N10	at Charleston Southern *	L, 10-28
N17	PRESBYTERIAN *	W, 21-15

LIBERTY (6-5, 5-1 Big South)

S1	at Wake Forest	L, 17-20
S8	#24 NORFOLK STATE	L, 24-31
S15	at #12/14 Montana	L, 14-34
S22	#13/16 LEHIGH	L, 26-28
O6	GARDNER-WEBB *	W, 42-35
O13	at Presbyterian *	W, 56-7
O20	CONCORD	W, 21-13
O27	at Coastal Carolina *	L, 12-36
N3	CHARLESTON SOUTHERN *	W, 26-12
N10	#6/8 STONY BROOK *	W, 28-14
N17	at VMI *	W, 33-14

PRESBYTERIAN COLLEGE (2-9, 0-6 Big South)

S1	BREVARD	W, 45-10
S8	at Georgia Tech	L, 3-59
S15	at Vanderbilt	L, 0-58
S22	FURMAN	L, 21-31
S29	at Davidson	W, 28-13
O6	at VMI *	L, 7-17
O13	LIBERTY *	L, 7-56
O20	at Charleston Southern *	L, 21-31
O27	#9/10 STONY BROOK *	L, 17-56
N10	COASTAL CAROLINA *	L, 7-65
N17	at Gardner-Webb *	L, 15-21

STONY BROOK (10-3, 5-1 Big South)

S1	CENTRAL CONNECTICUT STATE	W, 49-17
S8	PACE	W, 77-7
S15	at Syracuse	L, 17-28
S22	COLGATE	W, 32-31
S29	at Army	W, 23-3
O6	CHARLESTON SOUTHERN *	W, 49-7
O13	at Coastal Carolina *	W, 27-21
O20	GARDNER-WEBB *	W, 41-10
O27	at Presbyterian *	W, 56-17
N3	VMI *	W, 45-7
N10	at Liberty *	L, 14-28
N24	#14/18 VILLANOVA \$	W, 20-10
D1	at #2/2 Montana State \$	L, 10-16

VMI (2-9, 1-5 Big South)

S1	at Delaware State	L, 10-17
S8	CHOWAN	W, 24-17
S15	RICHMOND	L, 6-47
S22	at Navy	L, 3-41
O6	PRESBYTERIAN *	W, 17-7
O13	at Charleston Southern *	L, 14-32
O20	COASTAL CAROLINA *	L, 7-34
O27	at Gardner-Webb *	L, 7-38
N3	at #9/9 Stony Brook *	L, 7-45
N10	THE CITADEL	L, 24-27
N17	LIBERTY *	L, 14-33



Team	BIG SOUTH					OVERALL					Home	Road	Streak
	W	L	PCT	PF	PA	W	L	PCT	PF	PA			
xy-Coastal Carolina	4	1	.800	235	130	12	3	.800	615	457	7-0	5-3	L1
x-Liberty	4	1	.800	184	90	8	4	.667	447	211	6-1	2-3	W5
Charleston Southern	3	2	.600	107	142	10	3	.769	313	303	4-1	6-2	L2
Gardner-Webb	2	3	.400	63	116	7	5	.583	263	276	5-1	2-4	W2
Presbyterian College	1	4	.200	105	163	3	8	.273	258	358	3-3	0-5	L4
VMI	1	4	.200	113	166	2	10	.167	235	416	2-4	0-6	L2


x - Big South regular-season co-champions
y - Big South FCS Playoff automatic qualifier



Coastal Carolina - 2013 Big South Co-Champions



Offensive Player of the Year
Lorenzo Taliaferro, RB
Coastal Carolina




Defensive Player of the Year
Quinn Backus, LB
Coastal Carolina



Coach of the Year
Jamey Chadwell
Charleston Southern



Special Teams Player of the Year
LaDarius Hawthorne
Coastal Carolina



Freshman of the Year
Daniel Croghan III, QB
Charleston Southern



Scholar-Athlete of the Year
Scott Hyland, LB
Liberty

CHARLESTON SOUTHERN (10-3, 3-2 Big South)

A31	at The Citadel	W, 32-29
S7	SHORTER	W, 23-15
S14	at Campbell	W, 30-10
S21	at Norfolk State	W, 20-12
S28	at Appalachian State	W, 27-24
O5	NORTH GREENVILLE	W, 28-14
O12	at VMI*	W, 25-17
O19	at Colorado	L, 10-43
O26	CHARLOTTE	W, 36-14
N2	at Presbyterian*	W, 27-16
N9	#3/5 COASTAL CAROLINA*	W, 31-26
N16	at Gardner-Webb*	L, 10-27
N23	LIBERTY*	L, 14-56

COASTAL CAROLINA (12-3, 4-1 Big South)

A31	at South Carolina State	W, 27-20
S7	FURMAN	W, 35-28
S14	at #25 Eastern Kentucky	W, 51-32
S21	HAMPTON	W, 50-17
S28	at Elon	W, 53-28
O12	GARDNER-WEBB*	W, 42-7
O19	at Liberty* (20T)	W, 55-52
O26	VMI*	W, 66-27
N2	CHARLOTTE	W, 50-25
N9	at #16/18 Charleston Southern*	L, 26-31
N16	PRESBYTERIAN*	W, 46-13
N23	at South Carolina (#11/12)	L, 10-70
N30	#12/12 BETHUNE-COOKMAN \$	W, 48-24
D7	at #4/5 Montana \$	W, 42-35
D14	at #1/1 North Dakota State \$	L, 14-48

GARDNER-WEBB (7-5, 2-3 Big South)

A31	FURMAN	W, 28-21
S7	at Marshall	L, 0-55
S14	#11/15 RICHMOND	W, 12-10
S21	at #8/10 Wofford	W, 3-0
S28	POINT	W, 55-7
O5	at Charlotte	L, 51-53
O12	at #6/8 Coastal Carolina*	L, 7-42
O26	LIBERTY*	L, 0-24
N2	WARNER	W, 51-14
N9	at VMI*	L, 9-27
N16	#12/13 CHARLESTON SOUTHERN*	W, 27-10
N23	at Presbyterian*	W, 20-13

LIBERTY (8-4, 4-1 Big South)

A29	at Kent State	L, 10-17
S7	MONMOUTH	W, 45-15
S14	MORGAN STATE	W, 38-10
S21	at #20/23 Richmond	L, 21-30
S28	KENTUCKY WESLEYAN	W, 73-7
O5	at Old Dominion	L, 17-21
O19	#4/6 COASTAL CAROLINA*(20T)	L, 52-55
O26	at Gardner-Webb*	W, 24-0
N2	VMI*	W, 17-7
N9	PRESBYTERIAN*	W, 35-14
N16	BREVARD	W, 59-21
N23	at #16/18 Charleston Southern*	W, 56-14

PRESBYTERIAN COLLEGE (3-8, 1-4 Big South)

A29	at Wake Forest	L, 7-31
S7	BREVARD	W, 42-24
S14	at Furman	L, 20-21
S28	CHARLOTTE	L, 21-45
O5	at #15/17 Wofford	L, 14-55
O19	VMI*	W, 49-35
O26	POINT	W, 49-19
N2	#18/24 CHARLESTON SOUTHERN*	L, 16-27
N9	at Liberty*	L, 14-35
N16	at #9/11 Coastal Carolina*	L, 13-46
N23	GARDNER-WEBB*	L, 13-20

VMI (2-10, 1-4 Big South)

A31	at #14/15 Richmond	L, 0-34
S7	GLENVILLE STATE	W, 34-27
S14	NORTH GREENVILLE	L, 24-37
S21	at Virginia	L, 0-49
S28	ROBERT MORRIS (20T)	L, 31-37
O12	#25 CHARLESTON SOUTHERN*	L, 17-25
O19	at Presbyterian*	L, 35-49
O26	at #3/6 Coastal Carolina*	L, 27-66
N2	at Liberty*	L, 7-17
N9	GARDNER-WEBB*	W, 27-9
N16	at The Citadel	L, 10-31
N23	BUCKNELL	L, 23-35



2014 Standings & Results




Team	BIG SOUTH					OVERALL					Home	Road	Streak
	W	L	PCT	PF	PA	W	L	PCT	PF	PA			
xy-Liberty	4	1	.800	147	83	9	5	.643	448	373	4-2	5-3	L1
x-Coastal Carolina	4	1	.800	187	100	12	2	.857	522	274	5-1	7-1	L1
Presbyterian College	3	2	.600	74	90	6	5	.545	175	270	4-2	2-3	W1
Charleston Southern	3	2	.600	134	100	8	4	.667	361	264	5-1	3-3	L1
Monmouth	1	4	.200	88	146	6	5	.545	322	282	4-1	2-4	W1
Gardner-Webb	0	5	.000	50	161	4	8	.333	225	335	3-2	1-6	L5

x - Big South regular-season co-champions
y - Big South FCS Playoff automatic qualifier



Liberty - 2014 Big South Co-Champions



**Offensive
Player of the Year**
Alex Ross, QB
Coastal Carolina



**Defensive
Player of the Year**
Quinn Backus, LB
Coastal Carolina



**Co-Coach
of the Year**
Harold Nichols
Presbyterian College



**Co-Coach
of the Year**
Joe Moglia
Coastal Carolina



**Special Teams
Player of the Year**
John Lunsford, PK
Liberty



**Freshman
of the Year**
Mike Basile, DB
Monmouth



**Scholar-Athlete
of the Year**
Mitch Hanson, OL
Liberty

CHARLESTON SOUTHERN (8-4, 3-2 Big South)

A28	POINT	W, 61-9
S6	NEWBERRY	W, 16-10
S11	CAMPBELL	W, 34-10
S20	THE CITADEL	W, 20-18
S27	at Charlotte (OT)	W, 47-41
O11	at Vanderbilt	L, 20-21
O18	PRESBYTERIAN*	L, 3-7
O25	at #3/4 Coastal Carolina*	L, 22-43
N1	at Monmouth*	W, 27-0
N8	GARDNER-WEBB*	W, 44-14
N15	at Liberty*	W, 38-36
N22	at Georgia (#9/10)	L, 9-55

COASTAL CAROLINA (12-2, 4-1 Big South)

A30	at The Citadel	W, 31-16
S6	at North Carolina A&T	W, 31-30
S13	SOUTH CAROLINA STATE	W, 30-3
S20	at Florida A&M	W, 48-3
S27	ELON	W, 31-3
O4	at Furman (2OT)	W, 37-31
O11	at Presbyterian*	W, 40-28
O25	CHARLESTON SOUTHERN*	W, 43-22
N1	at Gardner-Webb*	W, 38-14
N8	at Charlotte	W, 59-34
N15	MONMOUTH*	W, 52-21
N22	LIBERTY*	L, 14-15
O6	#16/18 RICHMOND \$	W, 36-15
O13	at #2/3 North Dakota State \$	L, 32-39

GARDNER-WEBB (4-8, 0-5 Big South)

A30	at #18/21 Furman	L, 3-13
S6	at Wake Forest	L, 7-23
S13	VIRGINIA-LYNCHBURG	W, 34-0
S20	WOFFORD	W, 43-36
S27	at The Citadel	L, 14-37
O4	CHARLOTTE	W, 27-24
O18	at VMI (2OT)	W, 47-41
O25	at Liberty*	L, 0-34
N1	#2/3 COASTAL CAROLINA*	L, 14-38
N8	at Charleston Southern*	L, 14-44
N15	PRESBYTERIAN*	L, 7-14
N22	at Monmouth*	L, 15-31

LIBERTY (9-5, 4-1 Big South)

A30	at North Carolina (#23)	L, 29-56
S6	at Norfolk State	W, 17-0
S13	BREVARD	W, 56-31
S20	#25 BRYANT	W, 38-21
S27	at Indiana State	L, 19-38
O4	#20/21 RICHMOND (2OT)	L, 39-46
O11	at Appalachian State (OT)	W, 55-48
O25	GARDNER-WEBB*	W, 34-0
N1	at Presbyterian*	W, 28-7
N8	MONMOUTH*	W, 34-24
N15	CHARLESTON SOUTHERN*	L, 36-38
N22	at #1/2 Coastal Carolina*	W, 15-14
N29	at #15/15 James Madison \$	W, 26-21
O6	at #5/5 Villanova \$	L, 22-29

MONMOUTH (6-5, 1-4 Big South)

A30	DELAWARE STATE	W, 52-21
S13	WAGNER	W, 21-16
S20	at Duquesne	L, 21-30
S27	at Lehigh	W, 28-21
O4	at Robert Morris	W, 51-20
O11	COLUMBIA	W, 61-28
O25	at Presbyterian*	L, 12-18
N1	CHARLESTON SOUTHERN*	L, 0-27
N8	at Liberty*	L, 24-34
N15	at #1/2 Coastal Carolina*	L, 21-52
N22	GARDNER-WEBB*	W, 31-15

PRESBYTERIAN COLLEGE (6-5, 3-2 Big South)

A28	at Northern Illinois	L, 3-55
S6	BLUEFIELD	W, 69-14
S13	#12/12 FURMAN	W, 10-7
S20	at North Carolina State	L, 0-42
O4	WESTERN CAROLINA	W, 19-14
O11	#3/3 COASTAL CAROLINA*	L, 28-40
O18	at #22/23 Charleston Southern*	W, 7-3
O25	MONMOUTH*	W, 18-12
N1	LIBERTY*	L, 7-28
N8	at Mississippi	L, 0-48
N15	at Gardner-Webb*	W, 14-7



Team	BIG SOUTH					OVERALL					Home	Road	Streak
	W	L	PCT	PF	PA	W	L	PCT	PF	PA			
xy-Charleston Southern	6	0	1.000	173	76	10	3	.769	368	282	6-0	4-3	L1
Coastal Carolina	4	2	.667	184	107	9	3	.750	421	241	6-1	3-2	L2
Monmouth	3	3	.500	107	125	5	6	.455	226	277	3-2	2-4	W2
Liberty	3	3	.500	151	154	6	5	.545	285	296	5-0	1-5	W1
Kennesaw State	2	4	.333	103	152	6	5	.545	318	233	5-1	1-4	L3
Gardner-Webb	2	4	.333	64	145	4	7	.364	141	227	3-3	1-4	L1
Presbyterian College	1	5	.167	77	96	2	9	.182	138	223	2-3	0-6	W1

x - Big South regular-season champion
y - Big South FCS Playoff automatic qualifier



Charleston Southern - 2015 Big South Champions



Offensive Player of the Year
DeAngelo Henderson, RB
Coastal Carolina



Defensive Player of the Year
Chima Uzowihe, DE
Liberty



Coach of the Year
Jamey Chadwell
Charleston Southern



**Special Teams
Player of the Year**
Devin Brown
Coastal Carolina



Freshman of the Year
Solomon Brown, LB
Charleston Southern



Scholar-Athlete of the Year
Alex Ross, QB
Coastal Carolina

CHARLESTON SOUTHERN (10-3, 6-0 Big South)

S3	NORTH GREENVILLE	W, 41-14
S12	at Troy	L, 16-44
S17	EAST TENNESSEE STATE	W, 47-7
S26	at The Citadel	W, 33-20
O10	MONMOUTH*	W, 37-7
O17	at Presbyterian*	W, 10-7
O24	at Gardner-Webb*	W, 34-0
O31	#1/2 COASTAL CAROLINA*	W, 33-25
N7	at Kennesaw State*	W, 28-14
N14	LIBERTY*	W, 31-24
N21	at Alabama (#2/3/3)	L, 6-56
O5	#18/18 THE CITADEL \$	W, 14-6
O11	at #1/1 Jacksonville State \$	L, 38-58

COASTAL CAROLINA (9-3, 4-2 Big South)

S5	at Furman	W, 38-35
S12	at South Carolina State	W, 41-14
S19	WESTERN ILLINOIS	W, 34-27
S26	BRYANT	W, 31-17
O3	ALABAMA A&M	W, 55-0
O10	PRESBYTERIAN*	W, 24-17
O24	at Monmouth*	W, 23-20
O31	at #19/24 Charleston Southern*	L, 25-33
N7	GARDNER-WEBB*	W, 46-0
N14	KENNESAW STATE*	W, 45-13
N19	at Liberty*	L, 21-24
N28	#18/18 THE CITADEL \$	L, 38-41

GARDNER-WEBB (4-7, 2-4 Big South)

S5	at South Alabama	L, 23-33
S12	ELON (3OT)	L, 13-21
S19	VIRGINIA UNION	W, 13-9
S26	at Wofford	L, 0-16
O10	#15/15 LIBERTY*	W, 34-20
O17	at Kennesaw State*	L, 7-12
O24	#20 CHARLESTON SOUTHERN*	L, 0-34
O31	at Presbyterian*	W, 14-10
N7	at #8/8 Coastal Carolina*	L, 0-46
N14	EAST TENNESSEE STATE	W, 28-3
N21	MONMOUTH*	L, 9-23

KENNESAW STATE (6-5, 2-4 Big South)

S3	at East Tennessee State	W, 56-16
S12	EDWARD WATERS	W, 58-7
S19	SHORTER	W, 18-10
S26	at Dayton	L, 27-31
O10	POINT	W, 56-17
O17	GARDNER-WEBB*	W, 12-7
O24	at Liberty*	L, 35-45
O31	MONMOUTH*	W, 23-13
N7	#13/15 CHARLESTON SOUTHERN*	L, 14-28
N14	at #4/4 Coastal Carolina*	L, 13-45
N21	at Presbyterian*	L, 6-14

LIBERTY (6-5, 3-3 Big South)

S5	DELAWARE STATE	W, 32-13
S12	at West Virginia	L, 17-41
S19	#7/8 MONTANA	W, 31-21
S26	at Southern Illinois	L, 13-34
O3	at Georgia State	W, 41-33
O10	at Gardner-Webb*	L, 20-34
O17	at Monmouth*	(OT) L, 17-20
O24	KENNESAW STATE*	W, 45-35
N7	PRESBYTERIAN*	W, 21-13
N14	at #8/11 Charleston Southern*	L, 24-31
N19	#4/4 COASTAL CAROLINA*	W, 24-21

MONMOUTH (5-6, 3-3 Big South)

S5	HOLY CROSS	L, 19-27
S12	at Central Michigan	L, 10-31
S19	at Wagner	W, 31-16
S26	at #16/16 Fordham	L, 31-54
O3	BRYANT	W, 31-24
O10	at Charleston Southern*	L, 7-37
O17	#22/22 LIBERTY*	(OT) W, 20-17
O24	#1/2 COASTAL CAROLINA*	L, 20-23
O31	at Kennesaw State	L, 13-23
N14	PRESBYTERIAN*	W, 21-16
N21	at Gardner-Webb*	W, 23-9

PRESBYTERIAN (2-9, 1-5 Big South)

S5	at Miami (Ohio)	L, 7-26
S12	at Charlotte	L, 10-34
S19	CAMPBELL	W, 23-13
S26	#8/9 CHATTANOOGA	L, 0-21
O3	at Western Carolina	L, 21-33
O10	at #1/2 Coastal Carolina*	L, 17-24
O17	#23 CHARLESTON SOUTHERN*	L, 7-10
O31	GARDNER-WEBB*	L, 10-14
N7	at Liberty*	L, 13-21
N14	at Monmouth*	L, 16-21
N21	KENNESAW STATE*	W, 14-6



BIG SOUTH FCS DIVISION I OPPONENT HISTORY (2016 OPPONENTS IN BOLD CAPS)

FCS OPPONENT	FCS CONFERENCE	RECORD	SERIES BREAKDOWN
Alabama A&M	Mid-Eastern Athletic	1-0	Coastal Carolina (1-0)
Albany	Northeast	1-0	Stony Brook (1-0)
Appalachian State	Southern	1-7	Liberty (0-1), Coastal Carolina (0-3), Gardner-Webb (0-2), Presbyterian (0-1), Charleston Southern (1-0)
Austin Peay	Pioneer/Ohio Valley	3-0	VMI (1-0), Gardner-Webb (2-0)
Bethune-Cookman	Mid-Eastern Athletic	2-0	Coastal Carolina (2-0)
Brown	Ivy	1-3	Stony Brook (1-3)
Bryant	Northeast	3-0	Coastal Carolina (1-0), Liberty (1-0), Monmouth (1-0)
BUCKNELL	Patriot	0-1	VMI (0-1)
CAMPBELL	Pioneer	3-0	Charleston Southern (2-0), PRESBYTERIAN (1-0)
Central Connecticut State	Northeast	1-0	Stony Brook (1-0)
Charlotte	Independent	5-2	Charleston Southern (2-0), Coastal Carolina (2-0), Gardner-Webb (1-1), Presbyterian (0-1)
CHATTANOOGA	Southern	3-3	Gardner-Webb (2-0), Liberty (1-1), PRESBYTERIAN (0-2)
Colgate	Patriot	2-2	Stony Brook (2-1), Coastal Carolina (0-1)
Columbia	Ivy	1-0	Monmouth (1-0)
Davidson	Pioneer	6-1	Coastal Carolina (2-0), VMI (3-0), Presbyterian (1-1)
Dayton	Pioneer	0-1	Kennesaw State (0-1)
DELAWARE STATE	Mid-Eastern Athletic	4-3	Coastal Carolina (2-1), Liberty (1-0), MONMOUTH (1-0) , VMI (0-2)
DUQUESNE	Northeast	0-1	Monmouth (0-1)
EAST TENNESSEE STATE	Southern/Independent	4-2	Charleston Southern (1-0), Gardner-Webb (2-0), Elon (0-1), KENNESAW STATE (1-0) , Liberty (0-1)
Eastern Kentucky	Ohio Valley	1-2	Liberty (0-1), Coastal Carolina (1-1)
ELON	Southern/Colonial	5-6	Liberty (2-1), GARDNER-WEBB (0-1) , Coastal Carolina (3-1), Stony Brook (0-1), Presbyterian (0-2)
Florida A&M	Mid-Eastern Athletic	1-0	Coastal Carolina (1-0)
Florida Atlantic	Independent	0-1	Gardner-Webb (0-1)
Florida International	Independent	3-0	Gardner-Webb (2-0), Elon (1-0)
FORDHAM	Patriot	0-1	MONMOUTH (0-1)
FURMAN	Southern	8-10	Elon (0-1), Gardner-Webb (1-4), Coastal Carolina (6-1), Presbyterian (1-4)
Georgetown	Patriot	2-1	VMI (1-1), Charleston Southern (1-0)
Georgia Southern	Southern	0-5	Gardner-Webb (0-1), Coastal Carolina (0-3), Presbyterian (0-1)
Hampton	Mid-Eastern Athletic	1-2	Gardner-Webb (0-2), Coastal Carolina (1-0)
Hofstra	Atlantic 10/Colonial	1-4	Elon (0-1), Liberty (1-1), Stony Brook (0-2)
Holy Cross	Patriot	0-1	Monmouth (0-1)
HOWARD	Mid-Eastern Athletic	0-2	Charleston Southern (0-2)
Indiana State	Missouri Valley	0-1	Liberty (0-1)
Iona	Independent	1-0	Stony Brook (1-0)
JACKSONVILLE	Pioneer	5-4	Charleston Southern (2-3), Coastal Carolina (1-1), Gardner-Webb (2-0)
JACKSONVILLE STATE	Ohio Valley	0-1	Charleston Southern (0-1)
James Madison	Atlantic 10/Colonial	2-10	Charleston Southern (0-1), Liberty (1-4), VMI (0-4), Coastal Carolina (1-1)
Lafayette	Patriot	2-2	Liberty (1-1), Stony Brook (1-1)
LEHIGH	Patriot	1-5	Liberty (0-3), VMI (0-2), MONMOUTH (1-0)
Maine	Colonial	0-1	Stony Brook (0-1)
Massachusetts	Colonial	0-2	Stony Brook (0-2)
Monmouth	Northeast/Independent	3-0	Coastal Carolina (2-0), Liberty (1-0)
Montana	Big Sky	2-1	Liberty (1-1), Coastal Carolina (1-0)
Montana State	Big Sky	0-2	Gardner-Webb (0-1), Stony Brook (0-1)
Morehead State	Pioneer	1-1	Coastal Carolina (1-1)
Morgan State	Mid-Eastern Athletic	3-0	Gardner-Webb (2-0), Liberty (1-0)
Norfolk State	Mid-Eastern Athletic	4-4	Liberty (2-2), VMI (1-1), Charleston Southern (1-1)
North Carolina A&T	Mid-Eastern Athletic	5-1	Elon (0-1), Coastal Carolina (5-0)
North Carolina Central	FCS Reclassifying	3-0	Presbyterian (1-0), Coastal Carolina (1-0), Liberty (1-0)
North Dakota	FCS Reclassifying	0-1	Stony Brook (0-1)
NORTH DAKOTA STATE	Missouri Valley	0-2	Coastal Carolina (0-2)
Northwestern State	Southland	0-1	Elon (0-1)
Old Dominion	Independent/Colonial	0-5	Presbyterian (0-1), VMI (0-2), Gardner-Webb (0-1), Coastal Carolina (0-1)
Presbyterian	Reclassifying	6-3	Charleston Southern (2-0), Liberty (1-1), VMI (1-1), Coastal Carolina (1-1), Gardner-Webb (1-0)
Richmond	Atlantic 10/Colonial	2-13	VMI (0-9), Coastal Carolina (1-1), Gardner-Webb (1-1), Liberty (0-2)
ROBERT MORRIS	Northeast	4-2	VMI (2-1), LIBERTY (1-1) , Monmouth (1-0)
Samford	Southern	0-2	Gardner-Webb (0-2)
Sam Houston State	Southland	0-3	Gardner-Webb (0-2), Stony Brook (0-1)
Savannah State	Independent	15-0	Charleston Southern (6-0), Gardner-Webb (3-0), Coastal Carolina (4-0), Liberty (2-0)
South Carolina State	Mid-Eastern Athletic	5-0	Coastal Carolina (5-0)
Southern Illinois	Missouri Valley	0-1	Liberty (0-1)
Southeastern Louisiana	Southland	2-0	Gardner-Webb (2-0)
St. Francis (Pa.)	Northeast	3-0	Liberty (2-0), VMI (1-0)
Tennessee-Martin	Ohio Valley	1-2	Gardner-Webb (1-2)
Tennessee Tech	Ohio Valley	1-3	Gardner-Webb (1-2), VMI (0-1)
THE CITADEL	Southern	6-16	Charleston Southern (5-5), VMI (0-7), Presbyterian (0-2), Coastal Carolina (1-1), GARDNER-WEBB (0-1)
Towson	Atlantic 10/Colonial	1-4	Liberty (0-2), Coastal Carolina (1-2)

BIG SOUTH FCS DIVISION I OPPONENT HISTORY (2016 OPPONENTS IN BOLD CAPS)

FCS OPPONENT	FCS CONFERENCE	RECORD	SERIES BREAKDOWN
Villanova	Colonial	1-1	Stony Brook (1-0), Liberty (0-1)
VMI	Southern	1-2	Charleston Southern (0-1), Liberty (0-1), Gardner-Webb (1-0)
Wagner	Northeast	2-0	Monmouth (2-0)
WESTERN CAROLINA	Southern	6-5	Liberty (2-1), GARDNER-WEBB (2-2) , Presbyterian (1-2), Coastal Carolina (1-0)
Western Illinois	Missouri Valley	1-1	Coastal Carolina (1-1)
William & Mary	Atlantic 10/Colonial	0-12	VMI (0-8), Liberty (0-4)
Winston-Salem State	FCS Reclassifying	2-0	Coastal Carolina (2-0)
Wofford	Southern	3-16	Elon (0-1), Gardner-Webb (2-6), VMI (0-2), Coastal Carolina (1-0), Charleston Southern (0-4), Presbyterian (0-3)
Youngstown State	Gateway/Missouri Valley	1-3	Liberty (1-3)

Note: Opponents and conferences are since Big South football began in 2002, and are listed based on FCS membership affiliation at time of competition.

ALL-TIME BIG SOUTH VS. FCS NO. 1 RANKED TEAM (3-9)

DATE	GAME	SCORE	MARGIN
Sept. 10, 2005	Coastal Carolina vs. (1) James Madison	W, 31-27	(+4)
Nov. 25, 2006	(13) Coastal Carolina at (1) Appalachian State \$	L, 28-45	(-17)
Sept. 26, 2009	VMI at (1) Richmond	L, 28-38	(-10)
Oct. 22, 2011	Presbyterian at (1) Georgia Southern	L, 14-48	(-34)
Dec. 3, 2011	(22) Stony Brook at (1) Sam Houston State \$	L, 27-34	(-7)
Dec. 14, 2013	(11/11) Coastal Carolina at (1/1) North Dakota State \$	L, 14-48	(-34)
Nov. 15, 2014	Monmouth at (1) Coastal Carolina *	L, 21-52	(-31)
Nov. 22, 2014	Liberty at (1) Coastal Carolina *	W, 15-14	(+1)
Oct. 10, 2015	Presbyterian at (1/2) Coastal Carolina *	L, 17-24	(-7)
Oct. 24, 2015	Monmouth vs. (1/2) Coastal Carolina *	L, 20-23	(-3)
Oct. 31, 2015	(19/24) Charleston Southern vs. (1/2) Coastal Carolina *	W, 33-25	(+8)
Dec. 11, 2015	(7/9) Charleston Southern at (1/1) Jacksonville State \$	L, 38-58	(-20)

* - Big South Conference game

\$ - FCS Playoff game

RANKED BIG SOUTH TEAM VS. RANKED NON-CONFERENCE FCS OPPONENTS (11-12)

DATE	GAME	SCORE	MARGIN
Nov. 25, 2006	(13) Coastal Carolina at (1) Appalachian State \$	L, 28-45	(-17)
Sept. 27, 2008	(25) Liberty at (23) Youngstown State	W, 31-28	(+3)
Nov. 22, 2008	(20) Liberty vs. (12) Elon	W, 26-3	(+23)
Sept. 26, 2009	(24) Liberty vs. (6) James Madison	L, 10-24	(-14)
Sept. 25, 2010	(21) Liberty at (3) James Madison	L, 3-10	(-7)
Sept. 17, 2011	(20) Liberty vs. (13) James Madison	L, 24-27	(-3)
Sept. 24, 2011	(23) Liberty at (15) Lehigh	L, 24-27	(-3)
Dec. 3, 2011	(22) Stony Brook at (1) Sam Houston State \$	L, 27-34	(-7)
Nov. 24, 2012	(10/11) Stony Brook vs. (14/18) Villanova \$	W, 20-10	(+10)
Dec. 1, 2012	(10/11) Stony Brook at (2/2) Montana State \$	L, 10-16	(-6)
Sept. 14, 2013	(21/21) Coastal Carolina at (25) Eastern Kentucky	W, 51-32	(+19)
Nov. 30, 2013	(11/11) Coastal Carolina vs. (12/12) Bethune-Cookman \$	W, 48-24	(+24)
Dec. 7, 2013	(11/11) Coastal Carolina at (4/5) Montana \$	W, 42-35	(+7)
Dec. 14, 2013	(11/11) Coastal Carolina at (1/1) North Dakota State \$	L, 14-48	(-34)
Sept. 20, 2014	(24) Liberty vs. (25) Bryant	W, 38-21	(+17)
Nov. 29, 2014	(20/23) Liberty at (15/15) James Madison \$	W, 26-21	(+5)
Dec. 6, 2014	(6/6) Coastal Carolina vs. (16/18) Richmond \$	W, 36-15	(+21)
Dec. 6, 2014	(20/23) Liberty at (5/5) Villanova \$	L, 22-29	(-7)
Dec. 13, 2014	(6/6) Coastal Carolina at (2/3) North Dakota State \$	L, 32-39	(-7)
Sept. 19, 2015	(14/15) Liberty vs. (7/8) Montana	W, 31-21	(+10)
Nov. 28, 2015	(9/10) Coastal Carolina vs. (18/18) The Citadel \$	L, 38-41	(-3)
Dec. 5, 2015	(7/9) Charleston Southern vs. (18/18) The Citadel \$	W, 14-6	(+8)
Dec. 11, 2015	(7/9) Charleston Southern at (1/1) Jacksonville State \$	L, 38-58	(-20)

5-4 in regular-season

\$ - FCS Playoff game



Nov. 25, 2006
#13 COASTAL CAROLINA at #1 APPALACHIAN STATE
NCAA Division I Playoffs - First Round
Kidd Brewer Stadium - Boone, N.C.
Attendance: 16,223

Score by Quarters	1	2	3	4	Score
Coastal Carolina	0	0	13	15	28
Appalachian State	17	14	7	7	45

Scoring Summary

1st Quarter		CCU-ASU	
12:36	ASU	Caldwell 13-yd pass from Edwards (Rauch kick)	0-7 7-80, 2:17 TOP
7:26	ASU	Rauch 33-yd field goal	0-10 9-48, 2:56 TOP
4:42	ASU	Wilson 29-yd pass from Edwards (Rauch kick)	0-17 3-43, 1:19 TOP

2nd Quarter

12:24	ASU	Richardson 6-yd run (Rauch kick)	0-24 10-68, 4:04 TOP
0:15	ASU	Courman 36-yd pass from Edwards (Rauch kick)	0-31 5-66, 0:41 TOP

3rd Quarter

11:50	CCU	Thigpen 1-yd run (Hoke kick)	7-31 8-82, 2:58 TOP
4:52	CCU	Simpson 14-yd pass from Thigpen (Thigpen pass failed)	13-31 7-77, 2:19 TOP
1:27	ASU	Edwards 15-yd run (Rauch kick)	13-38 8-70, 3:11 TOP

4th Quarter

12:28	CCU	Parks 9-yd pass from Thigpen (Hoke kick)	20-38 11-80, 3:49 TOP
1:12	ASU	Edwards 1-yd run (Rauch kick)	20-45 9-66, 5:23 TOP
0:20	CCU	Simpson 36-yd pass from Thigpen (Perkins rush)	28-45 5-71, 0:41 TOP



Nov. 27, 2010
#21 WESTERN ILLINOIS at COASTAL CAROLINA
FCS Playoffs - First Round
Brooks Stadium - Conway, S.C.
Attendance: 4,556

Score by Quarters	1	2	3	4	Score
Western Illinois	0	10	0	7	17
Coastal Carolina	0	0	7	3	10

Scoring Summary

2nd Quarter		WIU-CCU	
12:55	WIU	Barr 1-yd run (Smith kick)	7-0 5-92, 1:42 TOP
9:00	WIU	Smith 38-yd field goal	10-0 8-59, 3:08 TOP

3rd Quarter

4:36	CCU	Davenport 17-yd interception return (Durham kick)	10-7
------	-----	---	------

4th Quarter

4:38	CCU	Durham 34-yd field goal	10-10 10-60, 5:16 TOP
------	-----	-------------------------	--------------------------

1:50	WIU	Barr 5-yd run (Smith kick)	17-10 9-81, 2:44 TOP
------	-----	----------------------------	-------------------------



Nov. 26, 2011
ALBANY at #24 STONY BROOK
FCS Playoffs - First Round
LaVelle Stadium - Stony Brook, N.Y.
Attendance: 8,286

Score by Quarters	1	2	3	4	Score
Albany	7	14	7	0	28
Stony Brook	0	10	14	7	31

Scoring Summary

1st Quarter		UA-SBU	
0:20	UA	Smith 1-yd run (Glass kick)	7-0 10-69, 3:38 TOP

2nd Quarter

14:47	UA	Parker 21-yd blocked punt return (Glass kick)	14-0
9:04	SBU	Skiffington 39-yd field goal	14-3 11-38, 5:43 TOP
5:44	SBU	Brevi 11-yd pass from Essington (Skiffington kick)	14-10 5-50, 1:48 TOP
0:11	UA	King 44-yd pass from Di Lella (Glass kick)	21-10 4-78, 0:28 TOP

3rd Quarter

13:25	UA	Kirchner 43-yd pass from Smith (Glass kick)	28-10 4-75, 1:28 TOP
4:10	SBU	Jackolski 6-yd run (Skiffington kick)	28-17 11-80, 5:41 TOP
1:16	SBU	Jackolski 55-yd pass from Essington (Skiffington kick)	28-24 2-53, 0:49 TOP

4th Quarter

12:40	SBU	Jackolski 11-yd run (Skiffington kick)	28-31 6-80, 2:36 TOP
-------	-----	--	-------------------------





Dec. 3, 2011
#22 STONY BROOK at #1 SAM HOUSTON STATE
FCS Playoffs - Second Round
Bowers Stadium - Huntsville, Texas
Attendance: 8,161

Score by Quarters	1	2	3	4	Score
Stony Brook	0	10	0	17	27
Sam Houston State	3	0	14	17	34

Scoring Summary

1st Quarter **SBU-SHSU**
4:17 SHSU Alaniz 28-yd field goal 0-3
7-13, 3:04 TOP

2nd Quarter
8:52 SBU Brevi 37-yd pass from Essington 7-3
(Skiffington kick) 3-63, 1:20 TOP
4:23 SBU Skiffington 32-yd field goal 10-3
5-64, 1:25 TOP

3rd Quarter
7:25 SHSU Sincere 5-yd pass from Bell 10-10
(Alaniz kick) 5-42, 2:30 TOP
2:15 SHSU Bell 5-yd run 10-17
(Alaniz kick) 8-57, 3:44 TOP

4th Quarter
14:57 SBU Skiffington 21-yd field goal 13-17
7-82, 2:11 TOP
10:37 SHSU Alaniz 31-yd field goal 13-20
7-57, 4:12 TOP
8:56 SBU Norrell 3-yd pass from Essington 20-20
(Skiffington kick) 8-79, 1:35 TOP
8:45 SHSU Diller 80-yd pass from Bell 20-27
(Alaniz kick) 1-80, 0:11 TOP
6:37 SBU Jackolski 2-yd run 27-27
(Skiffington kick) 6-73, 2:02 TOP
1:01 SHSU Flanders 7-yd run 27-34
(Alaniz kick) 10-83, 5:32 TOP



Nov. 24, 2012
COASTAL CAROLINA at #22 BETHUNE-COOKMAN
FCS Playoffs - First Round
Municipal Stadium - Daytona Beach, Fla.
Attendance: 5,465

Score by Quarters	1	2	3	4	Score
Coastal Carolina	0	17	0	7	24
Bethune-Cookman	0	0	0	14	14

Scoring Summary

2nd Quarter **CCU-BCU**
13:50 CCU Whitener 14-yd run 7-0
(Catron kick) 6-75, 2:07 TOP
7:23 CCU Hazel 3-yd pass from Hillary 14-0
(Catron kick) 9-58, 3:49 TOP
3:05 CCU Catron 35-yd field goal 17-0
5-25, 2:41 TOP

4th Quarter
10:26 CCU Houston 68-yd interception return 24-0
(Catron kick)
6:44 BCU Blackwell 74-yd pass from Williams 24-8
(Stroud pass from Williams) 2-77, 0:49 TOP
1:22 BCU Jackson 10-yd run 24-14
(Williams pass failed) 6-80, 1:34 TOP



Nov. 24, 2012
#14/18 VILLANOVA at #10/11 STONY BROOK
FCS Playoffs - First Round
LaValle Stadium - Stony Brook, N.Y.
Attendance: 4,905

Score by Quarters	1	2	3	4	Score
Villanova	0	0	3	7	10
Stony Brook	0	14	3	3	20

Scoring Summary

2nd Quarter **VU-SBU**
14:17 SBU Maysonet 1-yd run 0-7
(Skiffington kick) 21-98, 12:43 TOP
3:13 SBU Maysonet 14-yd run 0-14
(Skiffington kick) 4-85, 1:54 TOP

3rd Quarter
7:59 VU Hamilton 41-yd field goal 3-14
6-33, 2:18 TOP
2:23 SBU Skiffington 37-yd field goal 3-17
9-58, 5:30 TOP

4th Quarter
13:33 SBU Skiffington 29-yd field goal 3-20
7-13, 3:50 TOP
6:57 VU Robertson 21-yd run 10-20
(Hamilton kick) 10-72, 3:34 TOP





Dec. 1, 2012
COASTAL CAROLINA at #3 OLD DOMINION
FCS Playoffs - Second Round
S.B. Ballard Stadium - Norfolk, Va.
Attendance: 20,068

Score by Quarters	1	2	3	4	Score
Coastal Carolina	7	14	14	0	35
Old Dominion	14	14	14	21	63

Scoring Summary

1st Quarter		CCU-ODU	
11:48	CCU	Hillary 3-yd run	7-0
		(Catron kick)	7-71, 3:12 TOP
8:16	ODU	Roberts 2-yd pass from Heinicke	7-7
		(Brown kick)	9-56, 3:25 TOP
1:01	ODU	Heinicke 7-yd run	7-14
		(Brown kick)	14-92, 5:07 TOP

2nd Quarter

12:22	ODU	Heinicke 8-yd run	7-21
		(Brown kick)	8-48, 2:31 TOP
9:39	CCU	Hazel 14-yd pass from Hillary	14-21
		(Catron kick)	9-81, 2:38 TOP
4:34	CCU	Hazel 1-yd pass from Hillary	21-21
		(Catron kick)	10-80, 4:06 TOP
3:29	ODU	Roberts 35-yd pass from Heinicke	21-28
		(Brown kick)	3-66, 0:57 TOP

3rd Quarter

12:39	ODU	Pinkard 50-yd pass from Heinicke	21-35
		(Brown kick)	6-69, 2:21 TOP
6:28	CCU	Bennett 11-yd pass from Hillary	28-35
		(Catron kick)	15-76, 6:06 TOP
3:00	CCU	Small 18-yd run	35-35
		(Catron kick)	5-45, 2:16 TOP
1:01	ODU	Pinkard 6-yd pass from Heinicke	35-42
		(Brown kick)	6-74, 1:52 TOP

4th Quarter

14:50	ODU	Pinkard 73-yd pass from Heinicke	35-49
		(Brown kick)	3-75, 0:49 TOP
11:01	ODU	Mayers 13-yd pass from Heinicke	35-56
		(Brown kick)	6-50, 1:46 TOP
6:37	ODU	Goodwyn 5-yd run	35-63
		(Brown kick)	9-86, 3:09 TOP



Dec. 1, 2012
#10/11 STONY BROOK at #2 MONTANA STATE
FCS Playoffs - Second Round
Bobcat Stadium - Bozeman, Mont.
Attendance: 15,257

Score by Quarters	1	2	3	4	Score
Stony Brook	0	3	0	7	10
Montana State	7	3	3	3	16

Scoring Summary

1st Quarter		SBU-MSU	
0:33	MSU	Bleskin 69-yd pass from McGhee	0-7
		(Haluska kick)	4-80, 1:35 TOP

2nd Quarter

12:26	SBU	Skiffington 38-yd field goal	3-7
			6-54, 3:07 TOP
4:49	MSU	Perez 48-yd field goal	3-10
			8-46, 3:16 TOP

3rd Quarter

11:33	MSU	Perez 21-yd field goal	3-13
			7-65, 2:11 TOP

4th Quarter

11:53	SBU	Norrell 4-yd pass from Essington	10-13
		(Skiffington kick)	5-60, 2:57
9:04	MSU	Perez 45-yd field goal	10-16
			5-27, 2:49 TOP



Nov. 30, 2013
#12 BETHUNE-COOKMAN at #11 COASTAL CAROLINA
FCS Playoffs - First Round
Brooks Stadium - Conway, S.C.
Attendance: 3,007

Score by Quarters	1	2	3	4	Score
Bethune-Cookman	3	7	0	14	24
Coastal Carolina	21	6	7	14	48

Scoring Summary

1st Quarter		BCU-CCU	
9:55	CCU	Blanks 19-yd pass from Ross	0-7
		(Catron kick)	7-62, 2:06 TOP
8:17	CCU	McClure 39-yd fumble recovery	0-14
		(Catron kick)	
3:05	BCU	Cagle 23-yd field goal	3-14
			11-58, 5:12 TOP
0:40	CCU	Hazel 36-yd pass from Ross	3-21
		(Catron kick)	7-82, 2:19 TOP

2nd Quarter

12:22	BCU	Williams 4-yd run	10-21
		(Cagle kick)	8-72, 3:11 TOP
7:25	CCU	Taliaferro 8-yd run	10-27
		(Catron kick blocked)	4-57, 1:11 TOP

3rd Quarter

4:39	CCU	Israel 23-yd pass from Ross	10-34
		(Catron kick)	4-53, 1:48 TOP

4th Quarter

14:28	CCU	Hazel 21-yd pass from Ross	10-41
		(Catron kick)	6-61, 2:27 TOP
8:29	BCU	Poole 16-yd pass from Waters	18-41
		(Waters rush)	14-84, 5:53 TOP
5:26	BCU	Waters 27-yd run	24-41
		(Waters pass failed)	2-59, 0:25 TOP
4:53	CCU	Small 17-yd run	24-48
		(Granger kick)	2-46, 0:30 TOP





Dec. 7, 2013
#11 COASTAL CAROLINA at #4/5 MONTANA
FCS Playoffs - Second Round
Washington-Grizzly - Missoula, Mont.
Attendance: 17,345

Score by Quarters	1	2	3	4	Score
Coastal Carolina	14	21	7	0	42
Montana	14	0	7	14	35

Scoring Summary

1st Quarter	CCU-MT
11:18 MT Van 1-yrd run	0-7
(Worst kick)	6-84, 2:02 TOP
9:51 CCU Bennett 86-yd pass from Ross	7-7
(Catron kick)	3-94, 1:24 TOP
5:16 MT Naccarato 15-yd pass from Johnson	7-14
(Worst kick)	11-74, 4:30 TOP
1:52 CCU Taliaferro 5-yd run	14-14
(Catron kick)	9-56, 3:17 TOP

2nd Quarter

6:06 CCU Mastromatteo 14-yd pass from Ross	21-14
(Catron kick)	12-69, 4:56 TOP
3:08 CCU Mastromatteo 20-yd pass from Ross	28-14
(Catron kick)	4-56, 1:22 TOP
0:31 CCU Henderson 9-yd run	35-14
(Catron kick)	5-35, 1:39 TOP

3rd Quarter

11:16 MT Jones 5-yd pass from Johnson	35-21
(Worst kick)	10-75, 3:44 TOP
9:33 CCU Taliaferro 51-yd run	42-21
(Catron kick)	4-76, 1:38 TOP

4th Quarter

8:43 MT Saylor 9-yd pass from Johnson	42-28
(Worst kick)	13-94, 3:37 TOP
5:03 MT Jones 72-yd pass from Johnson	42-35
(Worst kick)	3-72, 0:21 TOP



Dec. 14, 2013
#11 COASTAL CAROLINA at #1 NORTH DAKOTA STATE
FCS Playoffs - Quarterfinals
Gate City Bank Field - Fargo, N.D.
Attendance: 18,219

Score by Quarters	1	2	3	4	Score
Coastal Carolina	0	7	0	0	14
North Dakota State	17	17	0	14	48

Scoring Summary

1st Quarter	CCU-NDSU
10:15 NDSU Keller 27-yd field goal	0-3
	8-71, 3:48 TOP
6:16 NDSU Ojuri 73-yd run	0-10
(Keller kick)	5-87, 2:06 TOP
3:38 NDSU Jensen 10-yd run	0-17
(Keller kick)	3-54, 1:11 TOP

2nd Quarter

9:23 NDSU Jensen 1-yd run	0-24
(Keller kick)	8-67, 3:52 TOP
2:46 NDSU Ojuri 4-yd run	0-31
(Keller kick)	11-49, 5:38
0:30 CCU Taliaferro 3-yd run	7-31
(Catron kick)	7-76, 2:13 TOP
0:00 NDSU Keller 48-yd field goal	7-34
	3-29, 0:22 TOP

3rd Quarter

8:17 CCU Hazel 20-yd pass from Ross	14-34
(Catron kick)	7-89, 3:21 TOP

4th Quarter

14:53 NDSU Vraa 31-yd pass from Jensen	14-41
(Keller kick)	7-79, 3:17 TOP
8:42 NDSU Vaadeland 2-yd pass from Jensen	14-48
(Keller kick)	10-54, 5:59 TOP



Nov. 29, 2014
#20/23 LIBERTY at #15 JAMES MADISON
FCS Playoffs - First Round
Bridgeforth Stadium - Harrisonburg, Va.
Attendance: 13,040

Score by Quarters	1	2	3	4	Score
Liberty	3	7	10	6	26
James Madison	0	21	0	0	21

Scoring Summary

1st Quarter	LU-JMU
5:00 LU Lunsford, 26-yd field goal	3-0
	7-72, 3:50 TOP

2nd Quarter

14:53 LU Abnar 19-yd run	10-0
(Lunsford kick)	5-85, 2:04 TOP
14:33 JMU Latney 73-yd run	10-7
(Maglio kick)	1-73, 0:12 TOP
8:47 JMU Lee 9-yd run	10-14
(Maglio kick)	10-54, 2:55 TOP
2:48 JMU Smith 16-yd pass from Lee	10-21
(Maglio kick)	11-67m 3:05 TOP

3rd Quarter

10:16 LU Abnar 7-yd run	17-21
(Lunsford kick)	7-45, 3:20 TOP
4:45 LU Lunsford 56-yd field goal	20-21
	7-14, 4:02 TOP

4th Quarter

2:53 LU Fualaau 1-yd run	26-21
(Woodrum rush failed)	17-85, 11:01 TOP



Big South FCS Playoff History



Dec. 6, 2014
#16/18 RICHMOND at #6 COASTAL CAROLINA
FCS Playoffs - Second Round
Brooks Stadium - Conway, S.C.
Attendance: 5,601

Score by Quarters	1	2	3	4	Score
Richmond	0	0	8	7	15
Coastal Carolina	3	11	22	0	36

Scoring Summary

1st Quarter		UR-CCU
1:11	CCU	Catron 32-yd field goal 0-3 11-56, 2:57 TOP

2nd Quarter		
7:59	CCU	Catron 27-yd field goal 0-6 7-17, 1:34 TOP
0:33	CCU	Weick 13-yd pass from Ross (Cain rush) 0-14 11-58, 2:50 TOP

3rd Quarter		
12:13	CCU	Johnson 9-yd run (Catron kick) 0-21 9-71, 2:42 TOP
11:11	UR	Brown 76-yd pass from Strauss (Brown pass from Strauss) 8-21 2-78, 0:57 TOP
9:15	CCU	Henderson 50-yd run (Ross pass from Jones) 8-29 5-74, 1:46 TOP
0:12	CCU	Ross 1-yd run (Catron kick) 8-36 9-61, 3:24 TOP

4th Quarter		
2:32	UR	Brown 15-yd pass from Strauss (Yoder kick) 15-36 4-80, 0:54 TOP



Dec. 6, 2014
#20/23 LIBERTY at #5 VILLANOVA
FCS Playoffs - Second Round
Villanova Stadium - Villanova, Pa.
Attendance: 3,113

Score by Quarters	1	2	3	4	Score
Liberty	10	9	3	0	22
Villanova	0	14	0	15	29

Scoring Summary

1st Quarter		LU-VU
12:11	LU	Woodrum 1-yd rush (Lunsford kick) 7-0 5-27, 2:49 TOP
5:07	LU	Lunsford 50-yd field goal 10-0 11-24, 5:07 TOP

2nd Quarter		
9:20	LU	Lunsford 23-yd field goal 13-0 6-50, 2:25 TOP
7:29	VU	Robertson 3-yd run (Gough kick) 13-7 4-84, 1:56 TOP
5:24	VU	Medley 1-yd run (Gough kick) 13-14 4-16, 1:59 TOP
1:31	LU	Newman 58-yd fumble return (Woodrum pass failed) 19-14

3rd Quarter		
5:22	LU	Lunsford 21-yd field goal 22-14 13-41, 6:48 TOP

4th Quarter		
13:17	VU	Gulyas 70-yd pass from Robertson (Robertson rush) 22-22 3-80, 0:41 TOP
1:12	VU	Robertson 1-yd run (Gough kick) 22-29 18-84, 7:11 TOP



Dec. 13, 2014
#6 COASTAL CAROLINA at #2/3 NORTH DAKOTA STATE
FCS Playoffs - Quarterfinals
Gate City Bank Field - Fargo, N.D.
Attendance: 18,049

Score by Quarters	1	2	3	4	Score
Coastal Carolina	10	10	6	6	32
North Dakota State	14	10	7	8	39

Scoring Summary

1st Quarter		CCU-NDSU
12:56	NDSU	Crockett 70-yd run (Keller kick) 0-7 4-83, 1:57 TOP
10:13	CCU	Catron 32-yd field goal 3-7 9-61, 2:43 TOP
6:31	NDSU	Vaadeland 20-yd pass from Wentz (Keller kick) 3-14 9-76, 3:36 TOP
1:28	CCU	Ross 4-yd run (Catron kick) 10-14 10-77, 4:59 TOP

2nd Quarter		
8:06	NDSU	Keller 27-yd field goal 10-17 13-74, 6:38 TOP
7:53	CCU	Brown 98-yd kickoff return (Catron kick) 17-17
5:20	NDSU	Albers 21-yd pass from Wentz (Keller kick) 17-24 6-74, 2:24 TOP
0:00	CCU	Catron 25-yd field goal 20-24 14-75, 5:13 TOP

3rd Quarter		
9:14	NDSU	Wentz 2-yd run (Keller kick) 20-31 9-69, 4:43 TOP
3:29	CCU	Ross 4-yd run (Ross pass failed) 26-31 11-58, 5:38 TOP

4th Quarter		
14:56	CCU	Henderson 2-yd run (Ross pass failed) 32-31 4-95, 1:13 TOP
9:28	NDSU	Crockett 45-yd run (Wentz rush) 32-39 3-69, 1:43 TOP





Nov. 28, 2015
#18/18 THE CITADEL at #9/10 COASTAL CAROLINA
FCS Playoffs - First Round
Brooks Stadium - Conway, S.C.
Attendance: 6,751

Score by Quarters	1	2	3	4	Score
The Citadel	14	0	14	13	41
Coastal Carolina	7	14	7	10	38

Scoring Summary

1st Quarter		CIT-CCU	
12:20	CIT	Jackson 6-yd run	7-0
		(Goins kick)	3-11, 1:21 TOP
11:53	CCU	Mapp 91-yd pass from Ross	7-7
		(Granger kick)	2-82, 0:22 TOP
5:56	CIT	Renew 3-yd run	14-7
		(Goins kick)	11-75, 5:57 TOP

2nd Quarter

13:20	CCU	Weick 26-yd pass from Ross	14-14
		(Granger kick)	6-65, 2:07 TOP
6:49	CCU	Henderson 44-yd run	14-21
		(Granger kick)	4-70, 1:16 TOP

3rd Quarter

10:33	CIT	Allen 7-yd run	21-21
		(Goins kick)	10-75, 4:23 TOP
8:47	CCU	Henderson 16-yd pass from Ross	21-28
		(Granger kick)	6-75, 1:46 TOP
7:01	CIT	Allen 1-yd run	28-28
		(Goins kick)	4-73, 1:40 TOP

4th Quarter

13:54	CIT	Goins 49-yd field goal	31-28
			11-38, 4:32 TOP
13:06	CIT	Phillips 32-yd interception return	38-28
		(Goins kick)	
10:07	CCU	Granger 26-yd field goal	38-31
			7-66, 2:59 TOP
5:38	CCU	Abercrombie 16-yd run	38-38
		(Granger kick)	6-79, 2:39 TOP
0:00	CIT	Goins 43-yd field goal	41-38
			4-15, 0:44 TOP



Dec. 5, 2015
#18/18 THE CITADEL at #7/9 CHARLESTON SOUTHERN
FCS Playoffs - Second Round
Buccaneer Field - Charleston, S.C.
Attendance: 8,451

Score by Quarters	1	2	3	4	Score
The Citadel	3	0	0	3	6
Charleston Southern	0	14	0	0	14

Scoring Summary

1st Quarter		CIT-CSU	
7:01	CIT	Goins 43-yd field goal	3-0
			8-44, 3:54 TOP

2nd Quarter

6:33	CSU	Holloway 41-yd run	3-7
		(Tekac kick)	4-66, 2:14 TOP
1:14	CSU	Holloway 32-yd run	3-14
		(Tekac kick)	3-42, 0:26 TOP

4th Quarter

6:38	CIT	Goins 39-yd field goal	6-14
			13-33, 6:38 TOP



Dec. 11, 2015
#7/9 CHARLESTON SOUTHERN at #1/1 JACKSONVILLE ST.
FCS Playoffs - Quarterfinals
Burgess-Snow Field - Jacksonville, Ala.
Attendance: 22,279

Score by Quarters	1	2	3	4	Score
Charleston Southern	3	7	7	21	38
Jacksonville State	10	3	21	24	58

Scoring Summary

1st Quarter		CSU-JSU	
10:38	JSU	Screws 14-yd pass from Jenkins	0-7
		(Rouleau kick)	7-40, 2:40 TOP
6:00	JSU	Rouleau 35-yd field goal	0-10
			11-43, 3:29 TOP
2:00	CSU	Kennedy 24-yd field goal	3-10
			12-64, 3:48 TOP

2nd Quarter

7:41	CSU	Holloway 1-yd run	10-10
		(Kennedy kick)	6-63, 2:53 TOP
2:48	JSU	Rouleau 38-yd field goal	10-13
			12-49, 4:46 TOP

3rd Quarter

14:14	JSU	Pope 76-yd run	10-20
		(Rouleau kick)	2-74, 0:38 TOP
8:36	CSU	Hammond 16-yd run	17-20
		(Tekac kick)	11-75, 5:38 TOP
5:25	JSU	Jones 11-yd run	17-27
		(Rouleau kick)	8-69, 3:04 TOP
1:33	JSU	Jenkins 83-yd run	17-34
		(Rouleau kick)	3-91, 1:16 TOP

4th Quarter

13:48	CSU	Dinkins 21-yd pass from Copeland	24-34
		(Tekac kick)	7-75, 2:45 TOP
11:05	JSU	Jenkins 1-yd	24-41
		(Rouleau kick)	6-64, 2:40 TOP
10:48	CSU	Perera 21-yd pass from Copeland	31-41
		(Tekac kick)	1-21, 0:06 TOP
6:40	JSU	Pope 44-yd run	31-48
		(Rouleau kick)	1-44, 0:07 TOP
5:36	CSU	Copeland 3-yd run	38-48
		(Tekac kick)	2-6, 0:52 TOP
3:48	JSU	Rouleau 38-yd field goal	38-51
			5-23, 1:47 TOP
2:16	JSU	Pope 54-yd run	38-58
		(Rouleau kick)	2-50, 0:50 TOP



Big South FCS Playoff History - Team-by-Team



CHARLESTON SOUTHERN (1)

2015 - Automatic Qualifier (#8 national seed)

Dec. 5	(18/18) THE CITADEL	W, 14-6	2nd Round
Dec. 11	at (1/1) Jacksonville State	L, 38-58	Quarterfinals

COASTAL CAROLINA (6)

2006 - At-Large

Nov. 25	at (1) Appalachian State	L, 28-45	1st Round
---------	--------------------------	----------	-----------

2010 - Automatic Qualifier

Nov. 27	(21) WESTERN ILLINOIS	L, 10-17	1st Round
---------	-----------------------	----------	-----------

2012 - Automatic Qualifier

Nov. 24	at (22) Bethune-Cookman	W, 24-14	1st Round
Dec. 1	at (3) Old Dominion	L, 35-63	2nd Round

2013 - Automatic Qualifier

Nov. 30	(12) BETHUNE-COOKMAN	W, 48-24	1st Round
Dec. 7	at (4/5) Montana	W, 42-35	2nd Round
Dec. 14	at (1) North Dakota State	L, 14-48	Quarterfinals

2014 - At-Large (#7 national seed)

Dec. 6	(16/18) RICHMOND	W, 36-15	2nd Round
Dec. 13	at (2/3) North Dakota State	L, 32-39	

2015 - At-Large

Nov. 28	(18/18) THE CITADEL	L, 38-41	1st Round
---------	---------------------	----------	-----------

LIBERTY (1)

2014 - Automatic Qualifier

Nov. 29	at (15) James Madison	W, 26-21	1st Round
Dec. 6	at (5) Villanova	L, 22-29	2nd Round

STONY BROOK (2)

2011 - Automatic Qualifier

Nov. 26	ALBANY	W, 31-28	1st Round
Dec. 3	at (1) Sam Houston State	L, 27-34	2nd Round

2012 - At-Large

Nov. 24	(14/18) VILLANOVA	W, 20-10	1st Round
Dec. 1	at (2) Montana State	L, 10-16	2nd Round

SCHOOL	APPEARANCES	YEARS	AQ	AL	W-L	H	A	BEST FINISH
Coastal Carolina	6	2006-10-12-13-14-15	3	3	4-6	2-2	2-4	Quarterfinals (twice)
Stony Brook	2	2011-12	1	1	2-2	2-0	0-2	2nd Round (twice)
Liberty	1	2014	1	--	1-1	--	1-1	2nd Round
Charleston Southern	1	2015	1	--	1-1	1-0	0-1	Quarterfinals
BIG SOUTH TOTAL	10		6	4	8-10	5-2	3-8	QUARTERFINALS

current Big South football playing members in bold

OFFENSIVE PLAYER OF THE YEAR

2002	Jeremy Martin, Sr., QB, Gardner-Webb
2003	Dre Barnes, Jr., RB, Liberty
2004	Patrick Hall, Jr., RB, Coastal Carolina
2005	Collin Drafts, Jr., QB, Charleston Southern
2006	Tyler Thigpen, Sr., QB, Coastal Carolina
2007	Rashad Jennings, R-Jr., RB, Liberty
2008	Rashad Jennings, R-Sr., RB, Liberty
2009	Mike Brown, R-Soph., WR/QB, Liberty
2010	Mike Brown, R-Jr., QB, Liberty
2011	Miguel Maysonet, Jr., RB, Stony Brook
2012	Miguel Maysonet, Sr., RB, Stony Brook
2013	Lorenzo Taliaferro, Sr., RB, Coastal Carolina
2014	Alex Ross, R-Jr., QB, Coastal Carolina
2015	De'Angelo Henderson, R-Jr., RB, Coastal



DE'ANGELO HENDERSON

COACH OF THE YEAR

2002	Steve Patton, Gardner-Webb
2003	Steve Patton, Gardner-Webb
2004	David Bennett, Coastal Carolina
2005	Jay Mills, Charleston Southern
2006	Danny Rocco, Liberty
2007	Danny Rocco, Liberty
2008	Danny Rocco, Liberty
2009	Chuck Priore, Stony Brook
2010	David Bennett, Coastal Carolina
2011	Chuck Priore, Stony Brook
2012	Joe Moglia, Coastal Carolina
2013	Jamey Chadwell, Charleston Southern
2014	Harold Nichols, Presbyterian College
	Joe Moglia, Coastal Carolina
2015	Jamey Chadwell, Charleston Southern



JAMEY CHADWELL

DEFENSIVE PLAYER OF THE YEAR

2002	Mario Williams, Soph., FS, Gardner-Webb
2003	Mario Williams, Jr., FS, Gardner-Webb
2004	Harold Wells, Sr., DT, Gardner-Webb
2005	Jada Ross, R-Soph., LB, Charleston So.
2006	Brian Johnston, Jr., DE, Gardner-Webb
2007	Brian Johnston, Sr., DE, Gardner-Webb
2008	Jeffery Williams, Soph., LB, Gardner-Webb
2009	Tyler Santucci, Sr., LB, Stony Brook
2010	Andrae Jacobs, Soph., LB, Coastal Carolina
2011	Justin Bethel, Sr., DB, Presbyterian College
2012	Quinn Backus, Soph., LB, Coastal Carolina
2013	Quinn Backus, Jr., LB, Coastal Carolina
2014	Quinn Backus, Sr., LB, Coastal Carolina
2015	Chima Uzowihe, Sr., DE, Liberty



CHIMA UZOWIHE

SCHOLAR-ATHLETE OF THE YEAR

2002	Andrew Harmon, K, Gardner-Webb
2003	Jim Maxwell, LB, Gardner-Webb Matt Sharpe, K, VMI
2004	Adam DeGraffenreid, DE, Charleston So.
2005	Adam DeGraffenreid, DE, Charleston So.
2006	Josh Hoke, K, Coastal Carolina
2007	Nick Ellis, K/P, Charleston Southern
2008	Jacob Rochester, LB, VMI
2009	Mario Brown, LB, Gardner-Webb
2010	Michael Coulter, QB, Stony Brook
2011	Marcus Lott, S, Coastal Carolina
2012	Pat Kelly, WR, Liberty
2013	Scott Hyland, LB, Liberty
2014	Mitch Hanson, OL, Liberty
2015	Alex Ross, QB, Coastal Carolina



ALEX ROSS

FRESHMAN OF THE YEAR

2002	Keppy Baucom, LB, Gardner-Webb
2003	Jonna Lee, LB, Charleston Southern
2004	Jerome Simpson, WR, Coastal Carolina
2005	Zach Terrell, RB, Liberty
2006	Tim Maypray, SB, VMI
2007	Jeffery Williams, LB, Gardner-Webb
2008	Edwin Gowins, RB, Stony Brook
2009	Matt Goods, DL, Gardner-Webb
2010	Preston Pemasa, DL, Gardner-Webb
2011	Donelle Williams, LB, Presbyterian College
2012	Josh Woodrum, QB, Liberty
2013	Danny Croghan III, QB, Charleston So.
2014	Mike Basile, DB, Monmouth
2015	Solomon Brown, LB, Charleston Southern



SOLOMON BROWN

SPECIAL TEAMS PLAYER OF THE YEAR

2013	LaDarius Hawthorne, Coastal Carolina
2014	John Lunsford, Liberty
2015	Devin Brown, Coastal Carolina



DEVIN BROWN

Big South Football All-Academic Teams



2002

Zach Snyder.....Charleston Southern
Josh Rowan.....Elon
Andrew Harmon.....Gardner-Webb
Jay Cline.....Liberty

2003

Zach Snyder.....Charleston Southern
Maurice Simpkins.....Coastal Carolina
Jim Maxwell.....Gardner-Webb
Jay Cline.....Liberty
Matt Sharpe.....VMI

2004

Adam DeGraffenreid.....Charleston Southern
Josh Hoke.....Coastal Carolina
Sam Gado.....Liberty
Alex Correll.....VMI

2005

Adam DeGraffenreid.....Charleston Southern
Josh Hoke.....Coastal Carolina
Hunter Smith.....Gardner-Webb
Brock Farrel.....Liberty
John Fox.....VMI

2006

Nick Ellis.....Charleston Southern
Josh Hoke.....Coastal Carolina
Hunter Smith.....Gardner-Webb
Ryan Greiser.....Liberty
Jacob Rochester.....VMI

2007

Nick Ellis.....Charleston Southern
Whittmin Reese.....Coastal Carolina
Billy Luther.....Gardner-Webb
Ryan Greiser.....Liberty
Jacob Rochester.....VMI
Sherman Burnett.....Presbyterian

2008

Justin Witzmann.....Charleston Southern
Derrick Frasier.....Coastal Carolina
Daniel Cooke.....Gardner-Webb
Ryan Greiser.....Liberty
Antwan Thomas.....Presbyterian
Jeff Santos.....Stony Brook
Jacob Rochester.....VMI

2009

Andrew McKain.....Charleston Southern
Justin Durham.....Coastal Carolina
Mario Brown.....Gardner-Webb
Chris Rocco.....Liberty
Matt Freeman.....Presbyterian
Jeff Santos.....Stony Brook
George Handler.....VMI

2010

Brad Sweatt.....Charleston Southern
Marcus Lott.....Coastal Carolina
Dami Teniola.....Gardner-Webb
Matt Bevin.....Liberty
Myron Gary.....Presbyterian
Michael Coulter.....Stony Brook
Chaz Jones.....VMI

2011

Richard Mounce.....Charleston Southern
Marcus Lott.....Coastal Carolina
Jamie Dunaway.....Gardner-Webb
Matt Bevin.....Liberty
James Festa.....Presbyterian
Kyle Essington.....Stony Brook
A.J. Gross.....VMI

2012

Nick Kemper.....Charleston Southern
Niccolo Mastromatteo.....Coastal Carolina
Lucas Beatty.....Gardner-Webb
Pat Kelly.....Liberty
Breyon Williams.....Presbyterian
Kyle Essington.....Stony Brook
Ty Garvin.....VMI

2013

Kirby Broome.....Charleston Southern
Niccolo Mastromatteo.....Coastal Carolina
Lucas Beatty.....Gardner-Webb
Scott Hyland.....Liberty
Stephen Doar.....Presbyterian
Ty Garvin.....VMI

2014

Christian Reyes.....Charleston Southern
Cody Craig.....Coastal Carolina
Tyler Hough-Jenkins.....Gardner-Webb
Mitch Hanson.....Liberty
Joe Johnson.....Monmouth
Ugonna Akoh.....Presbyterian

2015

Aaron Brown.....Charleston Southern
Alex Ross.....Coastal Carolina
James Needham.....Gardner-Webb
Prentice Stone.....Kennesaw State
Trey Turner.....Liberty
Joe Johnson.....Monmouth
Ugonna Akoh.....Presbyterian

2002-09 All-Decade Team



QB - Collin Drafts, Charleston Southern
QB - Tyler Thigpen, Coastal Carolina
RB - Dre Barnes, Liberty
RB - Patrick Hall, Coastal Carolina
RB - Rashad Jennings, Liberty
FB - Mike Tolbert, Coastal Carolina
WR - Duvaughn Flagler, Gardner-Webb
WR - Maurice Price, Charleston Southern
WR - Jerome Simpson, Coastal Carolina
WR - Gerald Stevenson, Charleston Southern
TE - Chris Luck, Liberty
OL - Demario Deese, Gardner-Webb
OL - Mike Godsil, Liberty
OL - Eddie Pinigis, Liberty
OL - Brad Poston, Coastal Carolina
OL - Antwon Trice, Coastal Carolina
PK - Josh Hoke, Coastal Carolina

DL - Adrain Grady, Coastal Carolina
DL - Brian Johnston, Gardner-Webb
DL - Harold Wells, Gardner-Webb
DL - Dennis Justiniani, Charleston Southern
LB - Mario Brown, Gardner-Webb
LB - Jada Ross, Charleston Southern
LB - Tyler Santucci, Stony Brook
LB - Jeffery Williams, Gardner-Webb
DB - Patrick Calvary, Liberty
DB - Cedric McGowan, Gardner-Webb
DB - Quinton Teal, Coastal Carolina
DB - Mario Williams, Gardner-Webb
P - Graham Whitlock, Gardner-Webb
LS - Dan Pope, Liberty
RS - Dominic Bolden, Liberty
RS - Tim Maypray, VMI
RS - Gerald Stevenson, Charleston Southern
Coach: David Bennett, Coastal Carolina

As part of the Big South's 30th Anniversary celebration in 2013-14, the conference announced its first-ever All-Decade Teams to recognize the student-athletes and coaches who excelled in their respective sport since the conference's founding in 1983. A committee of Big South Conference administrators served as the official voting panel to determine the All-Decade Teams, with fan voting comprising 20 percent of the overall total.

Football All-Decade Team candidates were determined based on being at least one of the following: 1) Was a multiple All-Conference honoree; 2) Was named an All-American; 3) Is a member of the Big South Conference Hall of Fame; 4) Student-athletes must be a college graduate or left their respective institution in good academic standing; 5) and won a Conference Championship as a coach and/or was voted Conference Coach of the Year. Candidates that participated in two different decades were placed in a specific decade based on consultation from member institutions. Member institutions also had final determination in regards to inclusion of student-athletes and coaches.

The next Football All-Decade Team will cover 2010-19 and will be announced following the 2019 season.

2002

ALL-CONFERENCE FIRST-TEAM OFFENSE

QB Jeremy Martin, Sr., Gardner-Webb
RB Chris Foster, Jr., Gardner-Webb
RB Dre Barnes, Soph., Liberty
WR Aaron Dunklin, Jr., Charleston Southern
WR William Andrews Jr., Jr., Gardner-Webb
TE Jason Bright, Sr., Gardner-Webb
OG Josh Rowan, Sr., Elon
OG Jamie Pridgen, Jr., Gardner-Webb
OT Ross Gravley, Sr., Elon
OT Ryan Smith, Soph., Gardner-Webb
C Donovan Craft, Sr., Gardner-Webb

DEFENSE

DL John Amaro, Sr., Charleston Southern
DL Wesley Wheeler, Jr., Elon
DL Jason Threat, Jr., Gardner-Webb
DL Aaron DeBerry, Jr., Liberty
LB Mike Warren, R-Soph., Elon
LB Jim Maxwell, Jr., Gardner-Webb
LB Kendrick Howard, Jr., Liberty
S Mario Williams, Soph., Gardner-Webb
S Andre Jerry, Sr., Liberty
CB Mike Washington, Sr., Charleston Southern
CB Lamar Ingram, Sr., Gardner-Webb

SPECIAL TEAMS

K Andrew Harmon, Jr., Gardner-Webb
P Graham Whitlock, Soph., Gardner-Webb
RS Mike Washington, Sr., Charleston Southern

ALL-CONFERENCE SECOND-TEAM OFFENSE

QB Darren Swiggert, Jr., Charleston Southern
RB Martin Swindell, Sr., Elon
RB Rashaud Palmer, Jr., Elon
WR Arketa Banks, Sr., Elon
WR Jahmelas Bryan, Jr., Gardner-Webb
TE Phillip Johnson, Sr., Elon
OG Bryce Gregory, R-Soph., Charleston So.
OG James Allen, Sr., Gardner-Webb
OT Will Pulman, Jr., Charleston Southern
OT Tate Campbell, Sr., Gardner-Webb
C Brandon Mason, R-Soph., Elon

DEFENSE

DL Jonathan West, Jr., Charleston Southern
DL Chris Bell, R-Soph., Elon
DL Harold Wells, Soph., Gardner-Webb
DL Gary Gamble, Sr., Gardner-Webb
LB Bowe Butler, Soph., Charleston Southern
LB Calvin Sutton, R-Soph., Elon
LB Keppy Baucom, Fr., Gardner-Webb
S Nick Nester, Sr., Charleston Southern
S Vincent Graves, R-Soph., Elon
CB Stephen McCoy, Jr., Elon
CB Josh Hubbard, Fr., Gardner-Webb

SPECIAL TEAMS

K Anthony Turowski, Soph., Elon
P Jay Kelley, Sr., Liberty
RS Arketa Banks, Sr., Elon

2003

ALL-CONFERENCE FIRST-TEAM OFFENSE

QB Nick Roberts, Soph., Gardner-Webb
RB Dre Barnes, Jr., Liberty
RB Sean Mizzer, Soph., VMI
WR William Andrews, Jr., Sr., Gardner-Webb
WR Aaron Dunklin, Sr., Charleston Southern
WR Lauren Williams, R-Soph., Liberty
TE Danny McCoy, Sr., Charleston Southern
OL Jamie Pridgen, Sr., Gardner-Webb
OL Ryan Smith, Jr., Gardner-Webb
OL Sam Brown, Sr., VMI
OL Tom Smith, Jr., Liberty
OL Clarence Wright, Sr., Charleston Southern

DEFENSE

DL Aaron DeBerry, Sr., Liberty
DL Vichael Foux, Jr., VMI
DL Jason Threat, Sr., Gardner-Webb
DL Harold Wells, Jr., Gardner-Webb
LB Jim Maxwell, Sr., Gardner-Webb
LB Derik Screen, Sr., VMI
LB Maurice Simpkins, Jr., Coastal Carolina
LB Jonna Lee, Fr., Charleston Southern
DB Mario Williams, Jr., Gardner-Webb
DB Musa Sarki, Sr., VMI
DB Aaron Sykes, Sr., Gardner-Webb
DB C.J. Moore, R-Soph., Liberty

SPECIAL TEAMS

K Matt Sharpe, Sr., VMI
P Graham Whitlock, Jr., Gardner-Webb
RS Greg Williamson, Jr., Coastal Carolina
LS Marlon Roman, Jr., Liberty

ALL-CONFERENCE SECOND-TEAM OFFENSE

QB Jonathan Wilson, R-Fr., VMI
RB Chris Foster, Sr., Gardner-Webb
RB Aundres Perkins, Soph., Coastal Carolina
WR Zohn Burden, Soph., VMI
WR Darin Bradford, Sr., Gardner-Webb
WR Austin Gaines, Fr., Gardner-Webb
TE Stephen Knorr, Jr., Gardner-Webb
OL Sean Boyle, Jr., Liberty
OL Antwon Trice, R-Soph., Coastal Carolina
OL Andy Sullivan, Soph., Gardner-Webb
OL Bryce Gregory, Jr., Charleston Southern
OL Nick Johnson, R-Jr., Coastal Carolina

DEFENSE

DL Seth Reichart, Jr., Liberty
DL Adrain Grady, Fr., Coastal Carolina
DL Rayshun Crosby, Jr., Coastal Carolina
DL Bryan Thornburg, Soph., Gardner-Webb
LB Nick Vaughn, R-Jr., Liberty
LB Keppy Baucom, Soph., Gardner-Webb
LB Bowe Butler, Jr., Charleston Southern
LB Tavoris Horton, Jr., Gardner-Webb
DB Tim Smith, Sr., Charleston Southern
DB Kijana Thomas, Jr., Charleston Southern
DB Robert Mason, Soph., VMI
DB Greg Williamson, Jr., Coastal Carolina
DB Jensen Turner, Jr., Gardner-Webb

SPECIAL TEAMS

K Hunter Smith, Fr., Gardner-Webb
P Adam Peters, Fr., VMI
RS Kijana Thomas, Jr., Charleston Southern
LS Sam Brown, Sr., VMI

2004

ALL-CONFERENCE FIRST-TEAM OFFENSE

QB Collin Drafts, Soph., Charleston Southern
RB Patrick Hall, Jr., Coastal Carolina
RB Sam Gado, Sr., Liberty
WR Eddie Gadson, R-Fr., Charleston Southern
WR Harry Seabrook, Sr., Charleston Southern
WR Kory Alston, Soph., Gardner-Webb
WR Zohn Burden, Jr., VMI
TE Brandon Jeffcoat, Sr., Coastal Carolina
OL Antwon Trice, R-Jr., Coastal Carolina
OL Nick Johnson, Sr., Coastal Carolina
OL Ryan Smith, Sr., Gardner-Webb
OL Sean Boyle, Sr., Liberty
OL Thomas Smith, Sr., Liberty

DEFENSE

DL Kelvin McIver, Jr., Coastal Carolina
DL Harold Wells, Sr., Gardner-Webb
DL Seth Reichert, Sr., Liberty
DL Brandon Schweitzer, Jr., Gardner-Webb
LB Maurice Simpkins, Jr., Coastal Carolina
LB Keppy Baucom, Jr., Gardner-Webb
LB Nick Vaughn, R-Sr., Liberty
LB Justin Huggard, Jr., VMI
DB Robert Mason, Jr., VMI
DB Quinton Teal, Jr., Coastal Carolina
DB Allen Davis, Sr., Gardner-Webb
DB Mario Williams, Sr., Gardner-Webb

SPECIAL TEAMS

K Josh Hoke, Soph., Coastal Carolina
P Graham Whitlock, Sr., Gardner-Webb
RS Ralphell Goodson, Sr., Gardner-Webb
LS Ross Booth, Sr., VMI

ALL-CONFERENCE SECOND-TEAM OFFENSE

QB Nick Roberts, Jr., Gardner-Webb
RB Dre Barnes, Sr., Liberty
RB Sean Mizzer, Jr., VMI
WR Jerome Simpson, Fr., Coastal Carolina
WR Maurice Price, Fr., Charleston Southern
WR Aaron Richardson, Soph., Gardner-Webb
WR Vonzell Pittman, Soph., Gardner-Webb
TE Stephen Knorr, Sr., Gardner-Webb
OL Jonathan Parra, Sr., Charleston Southern
OL Brad Poston, Soph., Coastal Carolina
OL C.J. Brown, Jr., Gardner-Webb
OL Markus Ferguson, R-Jr., Liberty
OL Jeremy Ward, Jr., VMI

DEFENSE

DL Adam DeGraffenreid, Jr., Charleston So.
DL Adrain Grady, Soph., Coastal Carolina
DL Sam Harper, Soph., Coastal Carolina
DL Bryan Thornburg, Sr., Gardner-Webb
LB Bowe Butler, Sr., Charleston Southern
LB Jada Ross, R-Fr., Charleston Southern
LB Tavoris Horton, Sr., Gardner-Webb
LB Todd Baldwin, Jr., VMI
DB Tavares Shorter, Jr., Charleston Southern
DB Greg Williamson, Sr., Coastal Carolina
DB C.J. Moore, R-Jr., Liberty
DB Erick Harris, Sr., Liberty

SPECIAL TEAMS

K Hunter Smith, Soph., Gardner-Webb
P Noah Crouch, R-Jr., Liberty
RS David Parker, Soph., Coastal Carolina
LS Jake Neal, Sr., Gardner-Webb

2005

ALL-CONFERENCE FIRST-TEAM OFFENSE

QB Collin Drafts, Jr., Charleston Southern
RB Andre Copeland, R-Fr., Charleston Southern
RB Jermaine Boston, Sr., Gardner-Webb
RB Zach Terrell, Fr., Liberty
WR Maurice Price, Soph., Charleston Southern
WR Duvaughn Flagler, Soph., Gardner-Webb
WR Zohn Burden, Sr., VMI
TE Bryan Meers, Sr., Charleston Southern
OL Antwon Trice, Sr., Coastal Carolina
OL DeAndre Harrison, Sr., Charleston Southern
OL Jeremy Ward, R-Sr., VMI
OL Shawn Huntsinger, Sr., Charleston Southern
OL Brad Poston, Jr., Coastal Carolina
OL Demario Deese, Fr., Gardner-Webb

DEFENSE

DL Kelvin McIver, Sr., Coastal Carolina
DL Brian Johnston, Soph., Gardner-Webb
DL Vicheal Foxx, R-Sr., VMI
DL Jason Horn, Jr., Liberty
LB Jada Ross, R-Soph., Charleston Southern
LB Justin Huggard, Sr., VMI
LB Maurice Simpkins, Sr., Coastal Carolina
LB Jamar Leath, Jr., Coastal Carolina
DB Quinton Teal, Sr., Coastal Carolina
DB Robert Mason, Sr., VMI
DB Tavares Shorter, R-Sr., Charleston Southern
DB Daniel Cooke, Fr., Gardner-Webb

SPECIAL TEAMS

PK Josh Hoke, Jr., Coastal Carolina
P Noah Crouch, R-Sr., Liberty
LS Matt Skeen, Jr., Gardner-Webb
RS Kory Alston, Jr., Gardner-Webb

ALL-CONFERENCE SECOND-TEAM OFFENSE

QB Nick Roberts, Sr., Gardner-Webb
RB Patrick Hall, Sr., Coastal Carolina
RB Aundres Perkins, Jr., Coastal Carolina
WR Jerome Simpson, Soph., Coastal Carolina
WR Brandon Turner, Soph., Liberty
WR Kory Alston, Jr., Gardner-Webb
TE Chris Luck, R-Soph., Liberty
OL Troy James, Soph., Charleston Southern
OL Kris King, Jr., Gardner-Webb
OL Andy Sullivan, Sr., Gardner-Webb
OL Robbie Wright, Sr., Coastal Carolina
OL Brian Kepple, Jr., Coastal Carolina

DEFENSE

DL Adrain Grady, Jr., Coastal Carolina
DL Adam DeGraffenreid, Sr., Charleston So.
DL Brandon Schweitzer, Sr., Gardner-Webb
DL Eric Hall, Jr., VMI
LB Manny Rojas, R-Jr., Liberty
LB Todd Baldwin, Sr., VMI
LB Jonathan Little, Sr., Gardner-Webb
LB Josh Mitchell, Soph., Charleston Southern
DB Patrick Calvary, Fr., Liberty
DB Sergio Geiger, Jr., Coastal Carolina
DB C.J. Hirschman, Soph., Charleston Southern
DB Xavier Wallace, Fr., Gardner-Webb

SPECIAL TEAMS

PK Hunter Smith, Jr., Gardner-Webb
P Michael Hanna, Fr., Gardner-Webb
LS Darius Jackson, R-Soph., Charleston So.
LS Zach St. Clair, Jr., Coastal Carolina
RS Tavares Shorter, R-Sr., Charleston Southern

2006

ALL-CONFERENCE FIRST-TEAM OFFENSE

QB Tyler Thigpen, Sr., Coastal Carolina
RB Rashad Jennings, R-Soph., Liberty
RB Sean Mizzer, R-Sr., VMI
WR Maurice Price, Jr., Charleston Southern
WR Jerome Simpson, Jr., Coastal Carolina
WR Duvaughn Flagler, Jr., Gardner-Webb
TE Rodney Burgess, Sr., Coastal Carolina
OL Brad Poston, Sr., Coastal Carolina
OL Brian Kepple, Sr., Coastal Carolina
OL Demario Deese, Soph., Gardner-Webb
OL Steve Sene, Sr., Liberty
OL Kris King, Sr., Gardner-Webb

DEFENSE

DL Brian Johnston, Jr., Gardner-Webb
DL Sam Harper, Sr., Coastal Carolina
DL Dennis Justiniani, Jr., Charleston Southern
DL Eric Hall, Sr., VMI
LB Jada Ross, R-Jr., Charleston Southern
LB Jamar Leath, Sr., Coastal Carolina
LB Manny Rojas, R-Sr., Liberty
LB Mario E. Brown, Soph., Gardner-Webb
DB Quinton Teal, Sr., Coastal Carolina
DB C.J. Hirschman, Jr., Charleston Southern
DB Daniel Cooke, Soph., Gardner-Webb
DB Jamaal Walton, Sr., VMI

SPECIAL TEAMS

PK Hunter Smith, Sr., Gardner-Webb
P Michael Hanna, Soph., Gardner-Webb
LS James Coble, Sr., Coastal Carolina
RS Wynton Jackson, Jr., Liberty

ALL-CONFERENCE SECOND-TEAM OFFENSE

QB Collin Drafts, Sr., Charleston Southern
RB Zach Terrell, Soph., Liberty
RB Aundres Perkins, Sr., Coastal Carolina
WR Austin Gaines, Sr., Gardner-Webb
WR Kory Alston, Sr., Gardner-Webb
WR Brandon Turner, Jr., Liberty
TE Chris Luck, Jr., Liberty
OL Ricky Howell, Jr., Charleston Southern
OL Robert Brown, Jr., VMI
OL Ed Pinigis, Jr., Liberty
OL Jarrett Winfrey, Sr., Liberty
OL Alex Bragg, R-Soph., Charleston Southern

DEFENSE

DL Thurston Lee, Sr., Gardner-Webb
DL Steve Ackley, Jr., Liberty
DL Jason Horn, Sr., Liberty
DL Ronnie Mason, Soph., Coastal Carolina
LB Stevie Ray Lloyd, Jr., Liberty
LB Josh Mitchell, Jr., Charleston Southern
LB Jonna Lee, Jr., Charleston Southern
LB Mike Pavelko, Soph., Gardner-Webb
DB Dewitt Myers, Sr., Coastal Carolina
DB E.L. Estes, Jr., Liberty
DB Ryan Greiser, Soph., Liberty
DB Okeba Rollinson, R-Soph., Charleston So.

SPECIAL TEAMS

PK Barrett Way, Jr., VMI
P Adam Peters, Sr., VMI
LS Matt Skeen, Sr., Gardner-Webb
RS C.J. Hirschman, Jr., Charleston Southern

2007

ALL-CONFERENCE FIRST-TEAM OFFENSE

QB Brock Smith, Jr., Liberty
RB Rashad Jennings, R-Jr., Liberty
RB Mike Tolbert, Sr., Coastal Carolina
WR Jerome Simpson, Sr., Coastal Carolina
WR Duvaughn Flagler, Sr., Gardner-Webb
WR Dee Brown, Jr., Charleston Southern
TE Chris Luck, R-Sr., Liberty
OL Stephen Sene, R-Sr., Liberty
OL Eddie Pinigis, Sr., Liberty
OL Marshall Ausberry, R-Sr., Liberty
OL Demario Deese, Jr., Gardner-Webb
OL Britt Leggett, R-Jr., Coastal Carolina

DEFENSE

DL Brian Johnston, Sr., Gardner-Webb
DL Steve Ackley, Sr., Liberty
DL Tommy Lloyd, R-Sr., VMI
DL Adrain Grady, R-Sr., Coastal Carolina
LB Jada Ross, R-Sr., Charleston Southern
LB Vince Redd, R-Sr., Liberty
LB Mario Brown, Jr., Gardner-Webb
LB Stevie Ray Lloyd, Sr., Liberty
DB Marrio Norman, R-Jr., Coastal Carolina
DB Patrick Calvary, Jr., Liberty
DB Brandon Autry, R-Soph., Coastal Carolina
DB Cedric McGowan, Soph., Gardner-Webb

SPECIAL TEAMS

PK Noah Greenbaum, Sr., Liberty
P Michael Hanna, Jr., Gardner-Webb
LS Dan Pope, R-Jr., Liberty
KR Tim Maypray, Jr., VMI
PR Wynton Jackson, R-Sr., Liberty

ALL-CONFERENCE SECOND-TEAM OFFENSE

QB Kyle Hughes, Soph., VMI
RB Zach Terrell, Jr., Liberty
RB Howard Abegesah, Soph., VMI
WR Wynton Jackson, R-Sr., Liberty
WR Tim Maypray, Soph., VMI
WR Dobson Collins, Jr., Gardner-Webb
TE Ryan Ard, Jr., Charleston Southern
OL Robert Brown, Sr., VMI
OL Ricky Howell, Sr., Charleston Southern
OL Ivan Anderson, Sr., Gardner-Webb
OL Mike Godsil, Jr., Liberty
OL Britt Stone, R-Jr., Liberty

DEFENSE

DL Dennis Justiniani, Sr., Charleston Southern
DL Colin Dugan, Jr., Liberty
DL Phillip Obob, Soph., Coastal Carolina
DL Jacob Killeen, R-Jr., Charleston Southern
LB Jeffery Williams, Fr., Gardner-Webb
LB Anthony Steele, Sr., Coastal Carolina
LB Nick Hursky, Jr., Liberty
LB D.J. Rice, Jr., Coastal Carolina
DB Whittmin Reese, Jr., Coastal Carolina
DB Ryan Greiser, Jr., Liberty
DB Daniel Cooke, Jr., Gardner-Webb
DB Okeba Rollinson, R-Jr., Charleston Southern

SPECIAL TEAMS

PK Nick Ellis, Sr., Charleston Southern
P Zac Kolegue, Sr., Liberty
LS Matt Hoisington, Sr., Charleston Southern
KR Dominic Bolden, Jr., Liberty
PR Dobson Collins, Jr., Gardner-Webb

2008

ALL-CONFERENCE FIRST-TEAM OFFENSE

QB Brock Smith, Sr., Liberty
RB Rashad Jennings, R-Sr., Liberty
RB Edwin Gowins, Fr., Stony Brook
WR Dobson Collins, Sr., Gardner-Webb
WR Dominic Bolden, Sr., Liberty
WR Gerald Stevenson, Soph., Charleston So.
TE Josh Miller, Soph., Gardner-Webb
OL Mike Godsil, Sr., Liberty
OL Demario Deese, Sr., Gardner-Webb
OL Britt Leggett, R-Sr., Coastal Carolina
OL Steve Council, Sr., Stony Brook
OL Britt Stone, R-Sr., Liberty

DEFENSE

DL Jake Killeen, R-Sr., Charleston Southern
DL James Harris, Sr., Stony Brook
DL Phillip Obboh, Jr., Coastal Carolina
DL Adam McKinney, Sr., Presbyterian
LB Jeffery Williams, Soph., Gardner-Webb
LB Nick Hursky, Sr., Liberty
LB Antwan Thomas, Sr., Presbyterian
LB D.J. Rice, Sr., Coastal Carolina
DB Daniel Cooke, Sr., Gardner-Webb
DB Philip Ashley, Jr., Charleston Southern
DB Kent Hicks, R-Sr., Liberty
DB Cedric McGowan, Jr., Gardner-Webb

SPECIAL TEAMS

PK Ryan Gates, Fr., Gardner-Webb
P Ben Erdman, Soph., Coastal Carolina
LS Dan Pope, R-Sr., Liberty
KR Gerald Stevenson, Soph., Charleston So.
PR Dominic Bolden, Sr., Liberty

ALL-CONFERENCE SECOND-TEAM OFFENSE

QB Tim Maypray, Jr., VMI
RB Conte Cuttino, Jr., Stony Brook
RB Howard Abegesah, Jr., VMI
WR Jonathan Crawford, R-Sr., Liberty
WR James Perry III, R-Fr., Gardner-Webb
WR Brandon Clark, Sr., Presbyterian
TE Corey Rasberry, R-Sr., Liberty
OL Lawrence Lovell, Sr., Stony Brook
OL Alex Bragg, R-Sr., Charleston Southern
OL George Handler, R-Jr., VMI
OL James Boatright, Soph., VMI
OL Corey O'Daniel, Soph., Gardner-Webb

DEFENSE

DL Justin Witzmann, R-Sr., Charleston Southern
DL Kevin Richard, R-Sr., Liberty
DL Jordan Woods, Fr., Gardner-Webb
DL Colin Dugan, Sr., Liberty
LB Marty Patterson, Soph., Gardner-Webb
LB Andrew McKain, R-Jr., Charleston Southern
LB Tyler Santucci, Jr., Stony Brook
LB A.J. Gross, R-Fr., VMI
DB Ryan Greiser, Sr., Liberty
DB Anthony McKnight, Sr., Presbyterian
DB Pat Calvary, Sr., Liberty
DB Chris Richards, Jr., Stony Brook

SPECIAL TEAMS

PK John Paglia, Soph., Charleston Southern
P Bryson Summers, Sr., Presbyterian
LS Travis Ludden, Sr., VMI
KR Dominic Bolden, Sr., Liberty
PR Dobson Collins, Sr., Gardner-Webb

2009

ALL-CONFERENCE FIRST-TEAM OFFENSE

QB Stan Doolittle, Sr., Gardner-Webb
RB Edwin Gowins, Soph., Stony Brook
RB Conte Cuttino, Sr., Stony Brook
WR Mike Brown, R-Soph., Liberty
WR Gerald Stevenson, Jr., Charleston Southern
WR James Perry III, R-Soph., Gardner-Webb
TE David Duran, R-Soph., Coastal Carolina
OL Bryan Mosier, R-Sr., Liberty
OL Paul Fenaroli, Jr., Stony Brook
OL Corey O'Daniel, Jr., Gardner-Webb
OL George Handler, R-Sr., VMI
OL Josh Weaver, R-Sr., Liberty

DEFENSE

DL Trey Jacobs, Sr., Liberty
DL Phillip Obboh, Sr., Coastal Carolina
DL Matt Goods, Fr., Gardner-Webb
DL Joel Walton, Jr., Charleston Southern
LB Tyler Santucci, Sr., Stony Brook
LB Marty Patterson, Jr., Gardner-Webb
LB Mario Brown, R-Sr., Gardner-Webb
LB Andrew McKain, R-Sr., Charleston Southern
DB Josh Norman, Soph., Coastal Carolina
DB Arin West, Jr., Stony Brook
DB KaJuan Lee, R-Soph., Liberty
DB Chris Kuzdale, Soph., Charleston Southern

SPECIAL TEAMS

PK Matt Bevins, Soph., Liberty
P Marc Ray, R-Fr., VMI
LS Andrew McKain, R-Sr., Charleston Southern
KR David Montgomery, Sr., Gardner-Webb
PR Tim Maypray, Sr., VMI

ALL-CONFERENCE SECOND-TEAM OFFENSE

QB Tommy Beecher, R-Sr., Liberty
RB Howard Abegesah, Sr., VMI
RB Patrick Hall, Jr., Gardner-Webb
WR Chris Summers, R-Soph., Liberty
WR Patrick McKoy, Soph., Presbyterian
WR Kwame Krakue, R-Jr., Charleston Southern
TE Will Quarles, R-Sr., Liberty
OL Ryan Boehm, R-Sr., Coastal Carolina
OL Kyle Webber, Sr., Gardner-Webb
OL J.W. Myers, R-Sr., Charleston Southern
OL Mario Cosby, R-Sr., Liberty
OL Alex Stadler, R-Jr., Liberty

DEFENSE

DL Josh Wine, Jr., VMI
DL Quinon Isom, R-Sr., Gardner-Webb
DL Asa Chapman, Soph., Liberty
DL Chris Perri, Sr., Stony Brook
LB Doncel Bolt, Jr., Liberty
LB Wes Cheek, Sr., Liberty
LB Emilio Calvin, R-Soph., VMI
LB Desmond Steward, R-Soph., Coastal Carolina
DB Byron Allen, R-Soph., VMI
DB Chris Rocco, Sr., Liberty
DB Justin Bethel, Soph., Presbyterian
DB Chris Richards, Sr., Stony Brook

SPECIAL TEAMS

PK John Paglia, Jr., Charleston Southern (tie)
PK Ryan Gates, Soph., Gardner-Webb (tie)
P Mike Larsson, Soph., Liberty
LS Matt Quinn, Sr., Presbyterian
KR Aaron Hewlett, R-Sr., Liberty
PR Antwan Ivey, Soph., Charleston Southern

2010

ALL-CONFERENCE FIRST-TEAM OFFENSE

QB Mike Brown, R-Jr., Liberty
RB Miguel Maysonet, Soph., Stony Brook
RB Brock Jackolski, Jr., Stony Brook
WR Chris Summers, R-Jr., Liberty
WR Gerald Stevenson, Sr., Charleston Southern
WR James Perry III, R-Jr., Gardner-Webb
TE David Duran, R-Jr., Coastal Carolina
OL Paul Fenaroli, Sr., Stony Brook
OL Alex Stadler, R-Sr., Liberty
OL Corey O'Daniel, Sr., Gardner-Webb
OL Justin Vargas, R-Sr., Liberty
OL Brian Crew, Sr., Stony Brook

DEFENSE

DL Preston Pemasa, Fr., Gardner-Webb
DL Terry Adams, R-Sr., Liberty
DL Josh Wine, Sr., VMI
DL Asa Chapman, Jr., Liberty
LB Andrae Jacobs, Soph., Coastal Carolina
LB A.J. Gross, R-Jr., VMI
LB Kyle O'Donnell, R-Sr., Liberty
LB Chris Patrick, R-Sr., Charleston Southern
DB Arin West, Sr., Stony Brook
DB Josh Norman, Jr., Coastal Carolina
DB Charles James, R-Soph., Charleston So.
DB Dominique Davenport, R-Sr., Coastal Caro.

SPECIAL TEAMS

PK Matt Bevins, Jr., Liberty
P Mike Larsson, Jr., Liberty
LS Daniel Bonifas, R-Sr., Coastal Carolina
KR Gerald Stevenson, Sr., Charleston Southern
PR Michael Rainey-Wiles, Sr., VMI

ALL-CONFERENCE SECOND-TEAM OFFENSE

QB Zach MacDowall, R-Sr., Coastal Carolina
RB Eric O'Neal, Sr., Coastal Carolina
RB Patrick Hall, Sr., Gardner-Webb (tie)
RB Trandon Dendy, R-Sr., Presbyterian (tie)
WR Matt Brevi, Jr., Stony Brook
WR Brandon Whitley, R-Sr., Coastal Carolina
WR B.J. Hayes, R-Jr., Liberty
TE Josh Miller, Sr., Gardner-Webb
OL Seth Smalls, Sr., Coastal Carolina
OL Jordan Lancaster, R-Sr., Charleston So.
OL Soeren Wendland, R-Sr., Liberty
OL Jamey Cheatwood, R-Fr., Coastal Carolina
OL Jamie Dunaway, Soph., Gardner-Webb

DEFENSE

DL Damiso Alexander, R-Sr., VMI
DL Kent Harper, Sr., Coastal Carolina
DL Patrick Bannon, Sr., Liberty
DL Joel Walton, Sr., Charleston Southern
LB Craig Richardson, Soph., Stony Brook
LB Jeffery Williams, Sr., Gardner-Webb
LB Derek Brown, Sr., Presbyterian College
LB Doncel Bolt, Sr., Liberty
DB Cedric McGowan, R-Sr., Gardner-Webb
DB Justin Bethel, Jr., Presbyterian College
DB Byron Allen, R-Jr., VMI
DB Bryce Nixon, R-Jr., Gardner-Webb

SPECIAL TEAMS

PK Wesley Skiffington, R-Soph., Stony Brook
P Patrick Morgano, Soph., Presbyterian
LS Hudson Smith, Fr., Gardner-Webb
KR Brock Jackolski, Jr., Stony Brook
PR Niccolo Mastromatteo, Fr., Coastal Carolina

2011

ALL-CONFERENCE FIRST-TEAM OFFENSE

QB Mike Brown, R-Sr., Liberty
RB Miguel Maysonet, Jr., Stony Brook
RB Brock Jackolski, Sr., Stony Brook
WR Chris Summers, R-Sr., Liberty
WR James Perry III, R-Sr., Gardner-Webb
WR Nathan Perera, Soph., Charleston Southern
TE Tommy Shaver, R-Sr., Liberty
OL Joe Faiella, Sr., Stony Brook
OL Rob Bailey, Sr., VMI
OL Jamie Dunaway, Jr., Gardner-Webb
OL Malcolm Boyd, Jr., Liberty
OL Max Travis, Sr., Presbyterian College

DEFENSE

DL Preston Pemasa, Soph., Gardner-Webb
DL Ryan Haber, R-Sr., Stony Brook
DL Brian Davis, Sr., Presbyterian College
DL Matt Goods, R-Soph., Gardner-Webb
LB Marty Patterson, R-Sr., Gardner-Webb
LB A.J. Gross, R-Sr., VMI
LB Jawara Dudley, Soph., Stony Brook
LB Andrae Jacobs, Jr., Coastal Carolina
DB Justin Bethel, Sr., Presbyterian College
DB Josh Norman, Sr., Coastal Carolina
DB Charles James, R-Jr., Charleston Southern
DB Chris Kuzdale, Sr., Charleston Southern

SPECIAL TEAMS

PK Wesley Skiffington, R-Jr., Stony Brook
P Mike Larsson, Sr., Liberty
LS Richard Wright, R-Soph., Liberty
KR Kevin Fogg, Jr., Liberty
PR Ricky Rhodes, R-Jr., Gardner-Webb

ALL-CONFERENCE SECOND-TEAM OFFENSE

QB Kyle Essington, Jr., Stony Brook
RB Kenny Little, R-Jr., Gardner-Webb
RB Lance Byrd, Jr., Presbyterian College
WR Pat Kelly, Jr., Liberty
WR Matt Hazel, Soph., Coastal Carolina
WR Tracy Hairston, R-Sr., VMI
TE Jamie Childers, Sr., Coastal Carolina
OL Steve Demilio, R-Jr., Gardner-Webb
OL Jamey Cheatwood, R-Soph., Coastal Carolina
OL Toney White, R-Sr., Liberty
OL Tim Franklin, Sr., Coastal Carolina
OL Aaron Lundy, R-Jr., Liberty

DEFENSE

DL Asa Chapman, Sr., Liberty
DL Roosevelt Kirk, Sr., Stony Brook
DL Chris Thomas, Jr., Coastal Carolina
DL Francis Bah, R-Soph., Liberty (tie)
DL Derren Evans, Sr., Presbyterian College (tie)
LB Nick Sigmon, R-Fr., Liberty
LB CeeJay Harris, Sr., Presbyterian College
LB Mike Chocholousek, Jr., Charleston Southern
LB Desmond Steward, Sr., Coastal Carolina
DB Byron Allen, R-Sr., VMI
DB Walt Aikens, R-Soph., Liberty
DB Dominick Reyes, R-Jr., Stony Brook
DB Kevin Fogg, Jr., Liberty

SPECIAL TEAMS

PK Trevor Austin, Fr., Gardner-Webb
P Patrick Morgano, Jr., Presbyterian College
LS Mike Chocholousek, Jr., Charleston Southern
KR Brock Jackolski, Sr., Stony Brook
PR Niccolo Mastromatteo, Soph., Coastal Caro.

2012

ALL-CONFERENCE FIRST-TEAM OFFENSE

QB Aramis Hillary, Sr., Coastal Carolina
RB Miguel Maysonet, Sr., Stony Brook
RB Aldreakis Allen, Jr., Liberty
WR Kevin Norrell, Sr., Stony Brook
WR Pat Kelly, Sr., Liberty
WR Matt Hazel, Jr., Coastal Carolina
TE Seth Cranfill, R-Soph., Gardner-Webb
OL Michael Bamiro, R-Jr., Stony Brook
OL Pat Williams, Sr., Coastal Carolina
OL Mike Lisi, Soph., Stony Brook
OL Steve Demilio, R-Sr., Gardner-Webb
OL Aaron Lundy, R-Sr., Liberty

DEFENSE

DL Jonathan Coats, Sr., Stony Brook
DL Charlie Jones, Sr., VMI
DL Johnny Hartsfield, Sr., Coastal Carolina
DL Quinton Davis, Sr., Coastal Carolina
LB Quinn Backus, Soph., Coastal Carolina
LB Nick Sigmon, R-Soph., Liberty
LB Tanner Burch, Soph., Gardner-Webb
LB Jawara Dudley, Jr., Stony Brook
DB Charles James, R-Sr., Charleston Southern
DB Dominick Reyes, R-Sr., Stony Brook
DB Brent Vinson, Sr., Liberty
DB Dontavais Johnson, Sr., Coastal Carolina

SPECIAL TEAMS

PK Wesley Skiffington, R-Sr., Stony Brook
P Bo Lindsey, Sr., Gardner-Webb
LS Richard Wright, R-Jr., Liberty
KR Michael Ruff, Sr., Presbyterian
PR Niccolo Mastromatteo, Jr., Coastal Carolina

ALL-CONFERENCE SECOND-TEAM OFFENSE

QB Kyle Essington, Sr., Stony Brook
RB Jeremy Height, Sr., Coastal Carolina
RB Kenny Little, R-Sr., Gardner-Webb
WR Kenny Cook, R-Soph., Gardner-Webb
WR Niccolo Mastromatteo, Jr., Coastal Carolina
WR Larry Jones III, Fr., Charleston Southern
TE David Duran, R-Sr., Coastal Carolina
OL Scott Hernandez, R-Jr., Stony Brook
OL Jamie Dunaway, Sr., Gardner-Webb
OL Jay Weatherington, Sr., Liberty
OL Chad Hamilton, R-Soph., Coastal Carolina
OL Austin Sargent, Sr., Gardner-Webb

DEFENSE

DL Maurice Dickson, Jr., Gardner-Webb
DL Bryant Lewellyn, R-Sr., Liberty
DL Preston Pemasa, Jr., Gardner-Webb
DL Cory Freeman, R-Jr., Liberty
LB Mike McClure, Jr., Coastal Carolina
LB Scott Hyland, Jr., Liberty
LB Donelle Williams, Soph., Presbyterian
LB LJ Perry, Jr., Presbyterian
DB Walt Aikens, R-Jr., Liberty
DB Davonte Anderson, Jr., Stony Brook
DB Elijah Lee, Jr., Charleston Southern
DB Cedrick Moore, Sr., Stony Brook

SPECIAL TEAMS

PK John Lunsford, Fr., Liberty
P Grant Bowden, Jr., Liberty
LS Hudson Smith, Jr., Gardner-Webb
KR J.J. Hubbard, Soph., Gardner-Webb
PR J.J. Hubbard, Soph., Gardner-Webb

2013

ALL-CONFERENCE FIRST-TEAM OFFENSE

QB Alex Ross, R-Soph., Coastal Carolina
RB Lorenzo Taliaferro, Sr., Coastal Carolina
RB Christian Reyes, Jr., Charleston Southern
WR Kenny Cook, R-Jr., Gardner-Webb
WR Matt Hazel, Sr., Coastal Carolina
WR Darrin Peterson, Soph., Liberty
TE Brandon Apon, R-Sr., Liberty
OL Jamey Cheatwood, R-Sr., Coastal Carolina
OL Hunter Steward, Sr., Liberty
OL Chad Hamilton, R-Jr., Coastal Carolina
OL Drew Herring, R-Sr., Coastal Carolina
OL Clayton Truitt, Jr., Charleston Southern

DEFENSE

DL Shaquille Riddick, Jr., Gardner-Webb
DL Preston Pemasa, Sr., Gardner-Webb
DL Chima Uzowihe, Soph., Liberty
DL O.J. Le'iatua Mau, Soph., Gardner-Webb
LB Quinn Backus, Jr., Coastal Carolina
LB Tanner Burch, Jr., Gardner-Webb
LB Nick Sigmon, R-Jr., Liberty
LB Calvin Bryant, Jr., Charleston Southern
DB Jacob Hagen, R-Jr., Liberty
DB Walt Aikens, R-Sr., Liberty
DB Kevin Fogg, R-Sr., Liberty
DB Keon Williams, Sr., Gardner-Webb

SPECIAL TEAMS

PK Alex Catron, Jr., Coastal Carolina
P Jordan Day, R-Sr., Gardner-Webb
LS Richard Wright, R-Sr., Liberty
KR Devin Brown, Fr., Coastal Carolina
PR Jeremiah McKie, Jr., Presbyterian College

ALL-CONFERENCE SECOND-TEAM OFFENSE

QB Josh Woodrum, R-Soph., Liberty
RB Desmond Rice, Jr., Liberty
RB Juanne Blount, R-Jr., Gardner-Webb
WR Tobin Antigha, Jr., Presbyterian College
WR Sam Patterson, Soph., VMI
WR DeMario Bennett, Sr., Coastal Carolina
TE Mike Estes, R-Fr., Gardner-Webb
OL Jonathan Burgess, Soph., Liberty
OL Mitch Hanson, R-Jr., Liberty
OL Will Lucas, Sr., VMI
OL Greg Ray, R-Jr., Liberty
OL Tim Fowler, R-Sr., Presbyterian College

DEFENSE

DL Cory Freeman, R-Sr., Liberty
DL James Smith, Jr., Charleston Southern
DL Dylan Black, Jr., Charleston Southern
DL Calvin Hollenhorst, R-Soph., Coastal Carolina
LB Mike McClure, Sr., Coastal Carolina
LB Chad Geter, Soph., Gardner-Webb
LB Weston Reber, R-Sr., VMI
LB Scott Hyland, Sr., Liberty
DB Elijah Lee, Sr., Charleston Southern
DB Demaris Freeman, R-Jr., Charleston Southern
DB Richie Sampson, Soph., Coastal Carolina
DB Denzel Rice, Jr., Coastal Carolina

SPECIAL TEAMS

PK Jordan Day, R-Sr., Gardner-Webb
P David Eberhardt, R-Sr., VMI
LS Hudson Smith, R-Sr., Gardner-Webb
KR Jeremiah McKie, Jr., Presbyterian College
PR Niccolo Mastromatteo, Sr., Coastal Carolina

2014

ALL-CONFERENCE FIRST-TEAM OFFENSE

QB	Alex Ross, R-Jr., Coastal Carolina
RB	De'Angelo Henderson, R-Soph., Coastal Caro.
RB	D.J. Abnar, Jr., Liberty
WR	Darrin Peterson, Jr., Liberty
WR	Kenny Cook, R-Sr., Gardner-Webb
WR	Neal Sterling, R-Sr., Monmouth
TE	Seth Cranfill, R-Sr., Gardner-Webb
OL	Chad Hamilton, R-Sr., Coastal Carolina
OL	Kevin Hart, Sr., Coastal Carolina
OL	Clayton Truitt, Sr., Charleston Southern
OL	Jonathan Burgess, Jr., Liberty
OL	Mitch Hanson, R-Sr., Liberty

DEFENSE

DL	Chima Uzowihe, Jr., Liberty
DL	O.J. Mau, Jr., Gardner-Webb
DL	Roderick Holder, Jr., Coastal Carolina
DL	Dominique Davis, Sr., Liberty
LB	Quinn Backus, Sr., Coastal Carolina
LB	Donelle Williams, R-Jr., Presbyterian College
LB	Aaron Cook, Soph., Gardner-Webb
LB	Aaron Brown, Jr., Charleston Southern
DB	Jacob Hagen, R-Sr., Liberty
DB	Ed Britt, Jr., Presbyterian College
DB	Pernell Williams, R-Sr., Coastal Carolina
DB	Mike Basile, Fr., Monmouth

SPECIAL TEAMS

PK	John Lunsford, Jr., Liberty
P	Trey Turner, R-Fr., Liberty
LS	Shane Ballard, R-Sr., Coastal Carolina
KR	Devin Brown, R-Soph., Coastal Carolina
PR	Darius Hammond, Soph., Charleston So.

ALL-CONFERENCE SECOND-TEAM OFFENSE

QB	Josh Woodrum, R-Jr., Liberty
RB	Christian Reyes, Sr., Charleston Southern
RB	Lavon Chaney, Soph., Monmouth
WR	Bruce Mapp, R-Soph., Coastal Carolina
WR	John Israel, R-Jr., Coastal Carolina
WR	Tobi Antigha, Sr., Presbyterian College
TE	Dexter Herman, Sr., Liberty
OL	Mo Ashley, R-Sr., Coastal Carolina
OL	Greg Ray, R-Sr., Liberty
OL	Reece Johnston, R-Sr., Monmouth
OL	Devin Ritter, Sr., Presbyterian College
OL	Erik Austell, R-Soph., Charleston Southern

DEFENSE

DL	Toby Oneychi, R-Sr., Liberty
DL	Calvin Hollenhorst, R-Jr., Coastal Carolina
DL	Dylan Black, Sr., Charleston Southern
DL	Darnell Leslie, R-Soph., Monmouth
LB	John Sieczkowski, Jr., Monmouth
LB	Brett Johnson, R-Sr., Coastal Carolina
LB	Nick Sigmon, R-Sr., Liberty
LB	Nick Newman, Soph., Liberty
DB	Troy McGowens, Soph., Charleston Southern
DB	Ivan Toomer, R-Jr., Gardner-Webb
DB	Demaris Freeman, R-Sr., Charleston So.
DB	Denzel Rice, Sr., Coastal Carolina

SPECIAL TEAMS

PK	Alex Catron, Sr., Coastal Carolina
P	Ryan Mohr, Sr., Monmouth
LS	Cannon Jordan, R-Sr., Presbyterian College
KR	J.J. Hubbard, Sr., Gardner-Webb
PR	J.J. Hubbard, Sr., Gardner-Webb

2015

ALL-CONFERENCE FIRST-TEAM OFFENSE

QB	Alex Ross, R-Sr., Coastal Carolina
RB	De'Angelo Henderson, R-Jr., Coastal Carolina
RB	Darrell Bridges, R-Soph., Presbyterian
WR	Darrin Peterson, Sr., Liberty
WR	Bruce Mapp, R-Jr., Coastal Carolina
WR	Darren Ambush, Jr., Monmouth
TE	Mike Estes, R-Jr., Gardner-Webb
OL	Jonathan Burgess, Sr., Liberty
OL	Erik Austell, R-Jr., Charleston Southern
OL	Max Sommer, R-Sr., Liberty
OL	Sam Ekwonike, R-Jr., Coastal Carolina
OL	Voghens Larrieux, R-Jr., Coastal Carolina

DEFENSE

DL	Chima Uzowihe, Sr., Liberty
DL	O.J. Mau, Sr., Gardner-Webb
DL	Anthony Ellis, Soph., Charleston Southern
DL	Jabarai Bothwell, Jr., Coastal Carolina
LB	Chad Geter, R-Jr., Gardner-Webb
LB	Aaron Brown, Sr., Charleston Southern
LB	Donelle Williams, R-Sr., Presbyterian
LB	Solomon Brown, R-Fr., Charleston Southern
DB	Mike Basile, Soph., Monmouth
DB	Ed Britt, Sr., Presbyterian
DB	Malcolm Jackson, Sr., Charleston Southern
DB	Taylor Henkle, R-Fr., Kennesaw State

SPECIAL TEAMS

PK	Ryan Granger, R-Jr., Coastal Carolina
P	Stephen Doar, R-Sr., Presbyterian
LS	Joseph Smith, R-Jr., Charleston Southern
KR	Devin Brown, R-Jr., Coastal Carolina
PR	Darius Hammond, Jr., Charleston Southern

ALL-CONFERENCE SECOND-TEAM OFFENSE

QB	Josh Woodrum, R-Sr., Liberty (tie)
QB	Austin Brown, Sr., Charleston Southern (tie)
RB	Lavon Chaney, Jr., Monmouth
RB	Darius Hammond, Jr., Charleston Southern
WR	Nathan Perera, R-Sr., Charleston Southern
WR	Chris Jones, R-Soph., Coastal Carolina
WR	Zac Parker, Jr., Liberty
TE	Hakeem Valles, R-Sr., Monmouth
OL	Jackson Williamson, Jr., Charleston Southern
OL	Benny Timmons, R-Sr., Charleston Southern
OL	Alex Thompson, Soph., Monmouth
OL	Chase Tidwell, R-Jr., Coastal Carolina
OL	Malik Letatau, Jr., Kennesaw State

DEFENSE

DL	Roderick Holder, Sr., Coastal Carolina
DL	Ugonna Akoh, R-Jr., Presbyterian
DL	Jebrai Regan, Sr., Gardner-Webb
DL	Calvin Hollenhorst, R-Sr., Coastal Carolina
LB	Alex Searce, Jr., Coastal Carolina
LB	Nick Newman, Jr., Liberty
LB	Payton Minnich, Jr., Monmouth
LB	Aaron Cook, Jr., Gardner-Webb
DB	Troy McGowens, Jr., Charleston Southern
DB	Derrick Farrow, Jr., Kennesaw State
DB	Chris Turner, R-Fr., Liberty
DB	Joe Johnson, Sr., Monmouth

SPECIAL TEAMS

PK	John Lunsford, Sr., Liberty
P	Trey Turner, R-Soph., Liberty
LS	Hunter Winstead, R-Soph., Liberty
PR	Chris Jones, R-Soph., Coastal Carolina

4-TIME

ALL-CONFERENCE (10)

Hunter Smith, Gardner-Webb	2003-04-05-06
Adrain Grady, Coastal Carolina	2003-04-05-07
Jada Ross, Charleston Southern	2004-05-06-07
Jerome Simpson, Coastal Carolina	2004-05-06-07
Daniel Cooke, Gardner-Webb	2005-06-07-08
Demario Deese, Gardner-Webb	2005-06-07-08
James Perry III, Gardner-Webb	2008-09-10-11
Niccolo Mastromatteo, Coastal Carolina	2010-11-12-13
Preston Pemasa, Gardner-Webb	2010-11-12-13
Nick Sigmon, Liberty	2011-12-13-14

3-TIME

ALL-CONFERENCE (67)

Bowe Butler, Charleston Southern	2002-03-04
Keppy Baucom, Gardner-Webb	2002-03-04
Ryan Smith, Gardner-Webb	2002-03-04
Harold Wells, Gardner-Webb	2002-03-04
Graham Whitlock, Gardner-Webb	2002-03-04
Mario Williams, Gardner-Webb	2002-03-04
Dre Barnes, Liberty	2002-03-04
Maurice Simpkins, Coastal Carolina	2003-04-05
Antwon Trice, Coastal Carolina	2003-04-05
Nick Roberts, Gardner-Webb	2003-04-05
Zohn Burden, VMI	2003-04-05
Robert Mason, VMI	2003-04-05
Sean Mizzer, VMI	2003-04-06
Aundres Perkins, Charleston Southern	2003-05-06
Collin Drafts, Charleston Southern	2004-05-06
Maurice Price, Charleston Southern	2004-05-06
Brad Poston, Coastal Carolina	2004-05-06
Quinton Teal, Coastal Carolina	2004-05-06
Kory Alston, Gardner-Webb	2004-05-06
Du Vaughn Flagler, Gardner-Webb	2005-06-07
Michael Hanna, Gardner-Webb	2005-06-07
Brian Johnston, Gardner-Webb	2005-06-07
Chris Luck, Liberty	2005-06-07
Zach Terrell, Liberty	2005-06-07
Patrick Calvary, Liberty	2005-07-08
Ryan Greiser, Liberty	2006-07-08
Rashad Jennings, Liberty	2006-07-08
Mario Brown, Gardner-Webb	2006-07-09
Phillip Obob, Coastal Carolina	2007-08-09
Tim Maypray, VMI	2007-08-09
Howard Abegesah, VMI	2007-08-09
Jeffery Williams, Gardner-Webb	2007-08-10
Cedric McGowan, Gardner-Webb	2007-08-10
Gerald Stevenson, Charleston Southern	2008-09-10
Corey O'Daniel, Gardner-Webb	2008-09-10
Josh Norman, Coastal Carolina	2009-10-11
Marty Patterson, Gardner-Webb	2008-09-11
Mike Brown, Liberty	2009-10-11
Asa Chapman, Liberty	2009-10-11
Mike Larsson, Liberty	2009-10-11
Chris Summers, Liberty	2009-10-11
Justin Bethel, PC	2009-10-11
A.J. Gross, VMI	2008-10-11
Byron Allen, VMI	2009-10-11
Miguel Maysonet, SBU	2010-11-12
Charles James, Charleston Southern	2010-11-12
Wesley Skiffington, SBU	2010-11-12
David Duran, Coastal Carolina	2009-10-12
Jamie Dunaway, Gardner-Webb	2010-11-12
Matt Hazel, Coastal Carolina	2011-12-13
Jamey Cheatwood, Coastal Carolina	2010-11-13
Hudson Smith, Gardner-Webb	2010-12-13
Walt Aikens, Liberty	2011-12-13
Richard Wright, Liberty	2011-12-13
Kenny Cook, Gardner-Webb	2012-13-14
Chad Hamilton, Coastal Carolina	2012-13-14
Quinn Backus, Coastal Carolina	2012-13-14
Alex Ross, Coastal Carolina	2013-14-15
Darrin Peterson, Liberty	2013-14-15
Jonathan Burgess, Liberty	2013-14-15
Chima Uzowihe, Liberty	2013-14-15
O.J. Mau, Gardner-Webb	2013-14-15
Donelle Williams, Presbyterian	2012-14-15
Devin Brown, Coastal Carolina	2013-14-15
Josh Woodrum, Liberty	2013-14-15
Calvin Hollenhorst, Coastal Carolina	2013-14-15
John Lunsford, Liberty	2012-14-15

2002 PLAYERS OF THE WEEK

- Sept. 1** OFF: Jehmela Bryan, Gardner-Webb
DEF: Kendrick Howard, Liberty
ST: Graham Whitlock, Gardner-Webb
FR: Justin McAdoo, Gardner-Webb
- Sept. 8** OFF: Dre Barnes, Liberty
DEF: Calvin Sutton, Elon
ST: Graham Whitlock, Gardner-Webb
FR: Gemere Herman, Charleston So.
- Sept. 15** OFF: Jeremy Martin, Gardner-Webb
DEF: Mario Williams, Gardner-Webb
ST: Rashaud Palmer, Elon
FR: Kyle Belkowski, Elon
- Sept. 22** OFF: Jeremy Martin, Gardner-Webb
DEF: Mike Warren, Elon
ST: Andrew Harmon, Gardner-Webb
FR: Keppy Baucom, Gardner-Webb
- Sept. 29** OFF: C.W. Singletary, Elon
DEF: William Haith, Liberty
ST: Mike Washington, Charleston So.
FR: Emerson Fazekas, Elon
- Oct. 6** OFF: Chris Foster, Gardner-Webb
DEF: Kendrick Howard, Liberty
ST: Arketa Banks, Elon
FR: Justin McAdoo, Gardner-Webb
- Oct. 13** OFF: Jeremy Martin, Gardner-Webb
DEF: Bowe Butler, Charleston Southern
ST: Lamar Ingram, Gardner-Webb
FR: Keppy Baucom, Gardner-Webb
- Oct. 20** OFF: Dre Barnes, Liberty
DEF: Marcell Howard, Liberty
ST: Adrian Hall, Liberty
FR: Dwayne Ijames, Elon
- Oct. 27** OFF: George Pressley, Gardner-Webb
DEF: Jason Threat, Gardner-Webb
ST: Andrew Harmon, Gardner-Webb
FR: Jonathan Hanberry, Liberty
- Nov. 3** OFF: Dre Barnes, Liberty
DEF: Mario Williams, Gardner-Webb
ST: Anthony Turowski, Elon
FR: Jonathan Hanberry, Liberty
- Nov. 10** OFF: Rashaud Palmer, Elon
DEF: Mario Williams, Gardner-Webb
ST: Arketa Banks, Elon
FR: Josh Hubbard, Gardner-Webb
- Nov. 17** OFF: Jeremy Martin, Gardner-Webb
DEF: Mario Williams, Gardner-Webb
ST: Raschard Buie, Elon
FR: Keppy Baucom, Gardner-Webb
- Nov. 24** OFF: Dre Barnes, Liberty
DEF: Calvin Sutton, Elon
ST: Anthony Turowski, Elon
FR: David Holland, Liberty

2003 PLAYERS OF THE WEEK

- Aug. 31** OFF: William Andrews, Jr., Gardner-Webb
DEF: Jonathan Little, Gardner-Webb
ST: Adrian Hall, VMI
FR: Adam Peters, VMI
- Sept. 7** OFF: Sean Mizzer, VMI
DEF: Maurice Simpkins, Coastal Carolina
ST: Graham Whitlock, Gardner-Webb
FR: Jonna Lee, Charleston Southern
- Sept. 14** OFF: Nick Roberts, Gardner-Webb
DEF: Aaron Sykes, Gardner-Webb
ST: Noah Crouch, Liberty
FR: Collin Drafts, Charleston Southern
- Sept. 21** OFF: Aaron Dunklin, Charleston Southern
DEF: Mario Williams, Gardner-Webb
ST: Erick Harris, Liberty
FR: Robert Adams, Charleston Southern
- Sept. 28** OFF: Aundres Perkins, Coastal Carolina
DEF: Mario Williams, Gardner-Webb
ST: Darnell Williams, Coastal Carolina
FR: Demetrius Morant, Coastal Carolina
- Oct. 4** OFF: Eugene Goodman, Liberty
DEF: Michael Fox, VMI
ST: Jake Neal, Gardner-Webb
FR: Hunter Smith, Gardner-Webb
- Oct. 11** OFF: William Andrews, Jr., Gardner-Webb
DEF: Justin Huggard, VMI
ST: Noah Crouch, Liberty
FR: Jonna Lee, Charleston Southern
- Oct. 18** OFF: Chris Foster, Gardner-Webb
DEF: Jim Maxwell, Gardner-Webb
ST: Matt Sharpe, VMI
FR: Austin Gaines, Gardner-Webb
- Oct. 25** OFF: Aaron Dunklin, Charleston Southern
DEF: Derick Screen, VMI
ST: Josh Hoke, Coastal Carolina
FR: Jonna Lee, Charleston Southern
- Nov. 1** OFF: Dre Barnes, Liberty
DEF: Maurice Simpkins, Coastal Carolina
ST: Matt Sharpe, VMI
FR: Hunter Smith, Gardner-Webb
- Nov. 8** OFF: Nick Roberts, Gardner-Webb
DEF: Chris Green, Liberty
ST: Greg Williamson, Coastal Carolina
FR: Scott Kivosky, Liberty
- Nov. 17** OFF: Eugene Goodman, Liberty
DEF: Mario Williams, Gardner-Webb
ST: Graham Whitlock, Gardner-Webb
FR: Juwon Lawson, Charleston Southern
- Nov. 25** OFF: Eugene Goodman, Liberty
DEF: Maurice Simpkins, Coastal Carolina
ST: Noah Crouch, Liberty
FR: Austin Gaines, Gardner-Webb

2004 PLAYERS OF THE WEEK

- Sept. 6** OFF: Marcus Hamilton, Liberty
DEF: Mario Williams, Gardner-Webb
ST: Alonzia Phillips, Liberty
FR: Jerome Simpson, Coastal Carolina
- Sept. 13** OFF: Kory Alston, Gardner-Webb
DEF: Allen Davis, Gardner-Webb
ST: Graham Whitlock, Gardner-Webb
FR: Jerome Simpson, Coastal Carolina
- Sept. 20** OFF: Eddie Gadson, Coastal Carolina
Eugene Goodman, Liberty
DEF: Justin Huggard, VMI
ST: Nick Ellis, Charleston Southern
FR: C.J. Hirschman, Charleston Southern
- Sept. 27** OFF: Nick Roberts, Gardner-Webb
DEF: Mario Williams, Gardner-Webb
ST: Josh Hoke, Coastal Carolina
FR: Brian Johnston, Gardner-Webb
- Oct. 5** OFF: Collin Drafts, Charleston Southern
Sam Gado, Liberty
DEF: Manny Rojas, Liberty
ST: Noah Crouch, Liberty
FR: Maurice Price, Charleston Southern
- Oct. 11** OFF: Tyler Thigpen, Coastal Carolina
DEF: Harold Wells, Gardner-Webb
ST: Josh Hoke, Coastal Carolina
FR: Jerome Simpson, Coastal Carolina
- Oct. 18** OFF: Perry Parks, Coastal Carolina
DEF: Robert Mason, VMI
ST: Rob Williams, Coastal Carolina
FR: Marrio Norman, Coastal Carolina
- Oct. 25** OFF: Collins Drafts, Charleston Southern
DEF: Tavoris Horton, Gardner-Webb
ST: Hunter Smith, Gardner-Webb
FR: Mike Tolbert, Coastal Carolina
- Nov. 1** OFF: Dre Barnes, Liberty
Patrick Hall, Coastal Carolina
DEF: Harold Wells, Gardner-Webb
ST: Rob Williams, Coastal Carolina
FR: Ro-Derick Middleton, Coastal Carolina
- Nov. 8** OFF: Sam Gado, Liberty
DEF: Adam DeGraffenreid, Charleston So.
ST: Josh Hoke, Coastal Carolina
FR: Barrett Way, VMI
- Nov. 15** OFF: Patrick Hall, Coastal Carolina
DEF: Harold Wells, Gardner-Webb
ST: Erick Harris, Liberty
FR: Alonzia Phillips, Liberty
- Nov. 22** OFF: Patrick Hall, Coastal Carolina
DEF: Robert Mason, VMI
ST: Jordan Alford, Liberty
FR: Rent Sherrill, Gardner-Webb

2005 PLAYERS OF THE WEEK

- Sept. 5** OFF: Jonathan Wilson, VMI
DEF: Jamar Leath, Coastal Carolina
ST: Noah Crouch, Liberty
FR: Rod Fluellen, Liberty
- Sept. 12** OFF: Coastal Carolina offense
DEF: Jamar Leath, Coastal Carolina
ST: Josh Hoke, Coastal Carolina
FR: Zach Terrell, Liberty
- Sept. 19** OFF: Collin Drafts, Charleston Southern
DEF: Justin Huggard, VMI
ST: Noah Crouch, Liberty
FR: Markus Murry, Charleston Southern
- Sept. 26** OFF: Robert Adams, Charleston Southern
DEF: Robert Mason, VMI
ST: Josh Hoke, Coastal Carolina
FR: Michael Hanna, Gardner-Webb
- Oct. 3** OFF: Jonathan Wilson, VMI
Tyler Thigpen, Coastal Carolina
DEF: Justin Huggard, VMI
ST: Josh Hoke, Coastal Carolina
FR: Warren Jennings, Coastal Carolina
- Oct. 10** OFF: Zach Terrell, Liberty
DEF: Todd Baldwin, VMI
ST: Hunter Smith, Gardner-Webb
FR: Zach Terrell, Liberty
- Oct. 17** OFF: Andre Copeland, Charleston So.
DEF: Jamar Leath, Coastal Carolina
ST: Josh Hoke, Coastal Carolina
FR: Whittmin Reese, Coastal Carolina
- Oct. 24** OFF: Nick Roberts, Gardner-Webb
DEF: Mike Pavelko, Gardner-Webb
ST: Hunter Smith, Gardner-Webb
Barrett Way, VMI
FR: Patrick Calvary, Liberty
- Oct. 31** OFF: Tyler Thigpen, Coastal Carolina
DEF: Brian Johnston, Gardner-Webb
ST: Noah Crouch, Liberty
FR: Brock Smith, Liberty
- Nov. 7** OFF: Collin Drafts, Charleston Southern
DEF: Charleston Southern defense
ST: David Parker, Coastal Carolina
FR: Daniel Cooke, Gardner-Webb
- Nov. 14** OFF: Maurice Price, Charleston Southern
DEF: Josh Mitchell, Charleston Southern
ST: Josh Hoke, Coastal Carolina
FR: Brock Smith, Liberty
- Nov. 21** OFF: Collin Drafts, Charleston Southern
Duvaughn Flagler, Gardner-Webb
DEF: Jada Ross, Charleston Southern
ST: Andre Manning, Gardner-Webb
FR: Markus Murry, Charleston Southern

2006 PLAYERS OF THE WEEK

- Sept. 4** OFF: Sean Mizzer, VMI
DEF: Jamaal Walton, VMI
ST: Wynton Jackson, Liberty
FR: Brandon Jackson, Gardner-Webb
- Sept. 11** OFF: Tyler Thigpen, Coastal Carolina
Collin Drafts, Charleston Southern
DEF: Okeba Rollinson, Charleston So.
ST: Michael Hanna, Gardner-Webb
FR: Stan Doolittle, Gardner-Webb
- Sept. 18** OFF: Jerome Simpson, Coastal Carolina
DEF: Manny Rojas, Liberty
ST: Ben Beasley, Liberty
FR: Jamar Anderson, Coastal Carolina
- Sept. 25** OFF: Rashad Jennings, Liberty
DEF: Quinton Teal, Coastal Carolina
ST: Hunter Smith, Gardner-Webb
FR: Chris Rocco, Liberty
- Oct. 2** OFF: Tyler Thigpen, Coastal Carolina
DEF: Mario E. Brown, Gardner-Webb
ST: Michael Hanna, Gardner-Webb
FR: David Montgomery, Gardner-Webb
- Oct. 9** OFF: Jerome Simpson, Coastal Carolina
DEF: Jamar Leath, Coastal Carolina
ST: Sean Lundy, Coastal Carolina
FR: Tim Maypray, VMI
- Oct. 16** OFF: Mike Tolbert, Coastal Carolina
DEF: Mario E. Brown, Gardner-Webb
ST: Nick Ellis, Charleston Southern
FR: Tim Maypray, VMI
- Oct. 23** OFF: Devin Campbell, Gardner-Webb
DEF: Jada Ross, Charleston Southern
ST: Hunter Smith, Gardner-Webb
FR: Christian Kelly, VMI
- Oct. 30** OFF: Devin Campbell, Gardner-Webb
DEF: Quinton Teal, Coastal Carolina
ST: Dominic Bolden, Liberty
FR: David Montgomery, Gardner-Webb
- Nov. 6** OFF: Collin Drafts, Charleston Southern
DEF: Jon Carmon, Charleston Southern
ST: Josh Hoke, Coastal Carolina
FR: Tim Torrence, Liberty
- Nov. 13** OFF: Tyler Thigpen, Coastal Carolina
DEF: Manny Rojas, Liberty
ST: Wynton Jackson, Liberty
FR: Dominique Davenport, Coastal Caro.
- Nov. 20** OFF: Tyler Thigpen, Coastal Carolina
DEF: Marrio Norman, Coastal Carolina
ST: Dominic Bolden, Liberty
FR: Kyle Hughes, VMI

2007 PLAYERS OF THE WEEK

- Sept. 3** OFF: Zach Terrell, Liberty
DEF: Joe Taylor, VMI
ST: Wynton Jackson, Liberty
FR: Tyson Petty, Gardner-Webb
- Sept. 10** OFF: William Richardson, Coastal Carolina
DEF: Brian Johnston, Gardner-Webb
ST: Wynton Jackson, Liberty
FR: Eric O'Neal, Coastal Carolina
- Sept. 17** OFF: Rashad Jennings, Liberty
DEF: Philip Ashley, Charleston Southern
ST: Noah Greenbaum, Liberty
FR: DeMarcus Moon, Charleston So.
- Sept. 24** OFF: Stan Doolittle, Gardner-Webb
DEF: Mario E. Brown, Gardner-Webb
ST: Evan Kay, Gardner-Webb
FR: Jeffery Williams, Gardner-Webb
- Oct. 1** OFF: Kyle Hughes, VMI
DEF: Brian Johnston, Gardner-Webb
ST: Wynton Jackson, Liberty
FR: Bryan Barnson, VMI
- Oct. 8** OFF: Rashad Jennings, Liberty
DEF: Josh Warrior, Charleston Southern
ST: Nick Ellis, Charleston Southern
FR: Derrick Frasier, Coastal Carolina
- Oct. 15** OFF: Tim Maypray, VMI
DEF: Ro-Derrick Middleton, Coastal Caro.
ST: Jamar Anderson, Coastal Carolina
FR: Jeffery Williams, Gardner-Webb
- Oct. 22** OFF: Rashad Jennings, Liberty
DEF: Brian Johnston, Gardner-Webb
ST: Noah Greenbaum, Liberty
FR: Keon Cunningham, Coastal Carolina
- Oct. 29** OFF: Mike Tolbert, Coastal Carolina
DEF: Brandon Autry, Coastal Carolina
ST: Arthur Sitton, Coastal Carolina
FR: Patrick Hall, Gardner-Webb
- Nov. 5** OFF: Tim Maypray, VMI
DEF: Vince Redd, Liberty
ST: Gerald Stevenson, Charleston So.
FR: Eric O'Neal, Coastal Carolina
- Nov. 12** OFF: Sidney Bryant, Charleston Southern
Brock Smith, Liberty
DEF: Santini Washington, Coastal Caro.
ST: Liberty Special Teams
FR: Gerald Stevenson, Charleston So.
- Nov. 19** OFF: Rashad Jennings, Liberty
DEF: Steven Ackley, Liberty
ST: Tim Maypray, VMI
FR: Jeffery Williams, Gardner-Webb

2008 PLAYERS OF THE WEEK

- Sept. 1** OFF: Conte Cuttino, Stony Brook
DEF: Chris Richards, Stony Brook
ST: Jonathan Crawford, Liberty
FR: Edwin Gowins, Stony Brook
- Sept. 8** OFF: Tim Maypray, VMI
DEF: Dominique Davenport, Coastal Caro.
ST: Gerald Stevenson, Charleston So.
FR: Edwin Gowins, Stony Brook
- Sept. 15** OFF: Zach MacDowall, Coastal Carolina
DEF: Chad Brown, Liberty
ST: Mike Larsson, Liberty
FR: Chris Kuzdale, Charleston Southern
- Sept. 22** OFF: Zach MacDowall, Coastal Carolina
DEF: D.J. Rice, Coastal Carolina
ST: Bryson Summers, Presbyterian
FR: Greg Stevens, VMI
- Sept. 29** OFF: Rashad Jennings, Liberty
DEF: Nick Hursky, Liberty
ST: Ryan Gates, Gardner-Webb
FR: Matt Bevins, Liberty
- Oct. 6** OFF: Rashad Jennings, Liberty
DEF: Kamalu Umu, Charleston Southern
ST: Andy Brown, Charleston Southern
FR: Matt Bevins, Liberty
- Oct. 13** OFF: Tim Maypray, VMI
DEF: A.J. Gross, VMI
ST: Michael Hanna, Gardner-Webb
FR: Matt Bevins, Liberty
- Oct. 20** OFF: Philip Peoples, Gardner-Webb
DEF: Jeffery Williams, Gardner-Webb
ST: Luke Gaddis, Stony Brook
FR: Edwin Gowins, Stony Brook
- Oct. 27** OFF: Devin Campbell, Gardner-Webb
DEF: Jeffery Williams, Gardner-Webb
ST: Cedric McGowan, Gardner-Webb
FR: Ryan Gates, Gardner-Webb
- Nov. 3** OFF: Brandon Miley, Presbyterian
DEF: Anthony McKnight, Presbyterian
ST: Cam Miller, Presbyterian
FR: Edwin Gowins, Stony Brook
- Nov. 10** OFF: Edwin Gowins, Stony Brook
DEF: Marcus Lott, Coastal Carolina
ST: Ben Erdman, Coastal Carolina
FR: Jordan Woods, Gardner-Webb
- Nov. 17** OFF: Edwin Gowins, Stony Brook
DEF: Nick Hursky, Liberty
ST: Ben Shipp, Liberty
FR: Josh Norman, Coastal Carolina
- Nov. 24** OFF: Tim Maypray, VMI
DEF: Nick Hursky, Liberty
ST: Liberty Special Teams
FR: Justin Bethel, Presbyterian

2009 PLAYERS OF THE WEEK

- Sept. 7** OFF: Mike Brown, Liberty
DEF: Eric Church, VMI
ST: Ryan Gates, Gardner-Webb
FR: Matthew Goods, Gardner-Webb
- Sept. 14** OFF: Stan Doolittle, Gardner-Webb
DEF: Marty Patterson, Gardner-Webb
ST: Wesley Skiffington, Stony Brook
FR: Aldreakis Allen, Liberty
- Sept. 21** OFF: Mike Brown, Liberty
DEF: Arin West, Stony Brook
ST: Matt Brevi, Stony Brook
FR: Matthew Goods, Gardner-Webb
- Sept. 28** OFF: Kyle Hughes, VMI
DEF: E.J. Brown, Coastal Carolina
ST: Mike Larsson, Liberty
FR: Kenny Tuiloma, Stony Brook
- Oct. 5** OFF: Stan Doolittle, Gardner-Webb
DEF: Darren Rogers, Gardner-Webb
ST: Wesley Skiffington, Stony Brook
Tim Maypray, VMI
FR: Matthew Goods, Gardner-Webb
- Oct. 12** OFF: Zach MacDowall, Coastal Carolina
DEF: Derrick Frasier, Coastal Carolina
ST: Justin Durham, Coastal Carolina
FR: Lance Byrd, Presbyterian
- Oct. 19** OFF: Patrick Hall, Gardner-Webb
Michael Coulter, Stony Brook
DEF: Liberty Defense
ST: Matt Bevins, Liberty
FR: Aldreakis Allen, Liberty
- Oct. 26** OFF: Howard Abegesah, VMI
DEF: Emilio Calvin, VMI
ST: Mike Larsson, Liberty
FR: Brent Vinson, Liberty
- Nov. 2** OFF: Tommy Beecher, Liberty
DEF: Arin West, Stony Brook
ST: Antwan Ivey, Charleston Southern
FR: SirChauncey Holloway, Liberty
- Nov. 9** OFF: A.J. Toscano, Charleston Southern
DEF: Josh Norman, Coastal Carolina
ST: Matt Bevins, Liberty
FR: Lance Byrd, Presbyterian
- Nov. 16** OFF: Mike Brown, Liberty
DEF: Chris Kuzdale, Charleston Southern
ST: John Paglia, Charleston Southern
FR: Lance Byrd, Presbyterian
- Nov. 23** OFF: Edwin Gowins, Stony Brook
DEF: Matt Bach, Charleston Southern
ST: John Paglia, Charleston Southern
FR: Patrick Morgano, Presbyterian

2010 PLAYERS OF THE WEEK

- Sept. 6** OFF: Mike Brown, Liberty
DEF: Jeffery Williams, Gardner-Webb
ST: Michael Rainey-Wiles, VMI
FR: Juanne Blount, Gardner-Webb
- Sept. 13** OFF: James Perry III, Gardner-Webb
Mike Brown, Liberty
DEF: Bryce Nixon, Gardner-Webb
ST: Ryan Gates, Gardner-Webb
FR: Juanne Blount, Gardner-Webb
- Sept. 20** OFF: Gerald Stevenson, Charleston So.
DEF: Cedrick Moore, Stony Brook
ST: Andy Brown, Charleston Southern
FR: James Nunley, Charleston Southern
- Sept. 27** OFF: Edwin Gowins, Stony Brook
DEF: Jonas Rousseau, Stony Brook
ST: Tarvorris Jolly, Coastal Carolina
FR: James Nunley, Charleston Southern
- Oct. 4** OFF: Chris Summers, Liberty
DEF: A.J. Gross, VMI
ST: Patrick Morgano, Presbyterian
FR: Jimmy Pruitt, Presbyterian
- Oct. 11** OFF: Mike Brown, Liberty
DEF: Charles James, Charleston Southern
ST: Gerald Stevenson, Charleston So.
FR: Chris Mayo, Liberty
- Oct. 18** OFF: Zach MacDowall, Coastal Carolina
DEF: Jamel Davis, Coastal Carolina
ST: Gerald Stevenson, Charleston So.
FR: Jawara Dudley, Stony Brook
- Oct. 25** OFF: Miguel Maysonet, Stony Brook
DEF: Brian Davis, Presbyterian
ST: Cam Miller, Presbyterian
FR: Preston Pemasa, Gardner-Webb
- Nov. 1** OFF: Mike Brown, Liberty
Miguel Maysonet, Stony Brook
DEF: Dominique Davenport, Coastal Caro.
ST: Matt Bevins, Liberty
FR: Ryan Singer, Presbyterian
- Nov. 8** OFF: Chris Summers, Liberty
DEF: Andrae Jacobs, Coastal Carolina
ST: Matt Bevins, Liberty
FR: Malcolm Dixon, Charleston Southern
- Nov. 15** OFF: Zach MacDowall, Coastal Carolina
DEF: Davonte Anderson, Stony Brook
ST: Brock Jackolski, Stony Brook
FR: Matt Hazel, Coastal Carolina
- Nov. 22** OFF: Mike Brown, Liberty
DEF: Coastal Carolina Defense
ST: Matt Bevins, Liberty
FR: Niccolo Mastromatteo, Coastal Caro.

2011 PLAYERS OF THE WEEK

- Sept. 5** OFF: Aramis Hillary, Coastal Carolina
DEF: Paco Varol, Liberty
ST: Ricky Rhodes, Gardner-Webb
FR: Trevor Austin, Gardner-Webb
- Sept. 12** OFF: Mike Brown, Liberty
DEF: Kevin Fogg, Liberty
ST: CeeJay Harris, Presbyterian
FR: Trevor Austin, Gardner-Webb
- Sept. 19** OFF: Malcolm Dixon, Charleston Southern
DEF: Will Hunt, Charleston Southern
ST: Justin Bethel, Presbyterian
FR: Quinn Backus, Coastal Carolina
- Sept. 26** OFF: Miguel Maysonet, Stony Brook
DEF: Dan Mulrooney, Stony Brook
ST: Wesley Skiffington, Stony Brook
FR: Demarcus Rouse, Presbyterian
- Oct. 3** OFF: SirChauncey Holloway, Liberty
DEF: Marty Patterson, Gardner-Webb
ST: Ervin Garner, Liberty
FR: Desmond Rice, Liberty
- Oct. 10** OFF: Kyle Essington, Stony Brook
DEF: Josh Norman, Coastal Carolina
ST: Brock Jackolski, Stony Brook
FR: Desmond Rice, Liberty
- Oct. 17** OFF: Mike Brown, Liberty
DEF: Justin Bethel, Presbyterian
Byron Allen, VMI
ST: Brock Jackolski, Stony Brook
FR: Desmond Rice, Liberty
- Oct. 24** OFF: Ricky Rhodes, Gardner-Webb
DEF: KaJuan Lee, Liberty
ST: Kevin Fogg, Liberty
FR: Trevor Austin, Gardner-Webb
- Oct. 31** OFF: Miguel Maysonet, Stony Brook
DEF: Maurice Dickson, Gardner-Webb
ST: Graham Purvis, Gardner-Webb
FR: Donelle Williams, Presbyterian
- Nov. 7** OFF: Eric Kordenbrock, VMI
DEF: Josh Norman, Coastal Carolina
ST: Kevin Fogg, Liberty
FR: Ivan Toomer, Gardner-Webb
- Nov. 14** OFF: Brock Jackolski, Stony Brook
DEF: Philip George, Coastal Carolina
ST: Niccolo Mastromatteo, Coastal Caro.
FR: Mike Lisi, Stony Brook
- Nov. 21** OFF: Kyle Essington, Stony Brook
DEF: Byron Allen, VMI
ST: J.J. Hubbard, Gardner-Webb
FR: Jeremiah McKie, Presbyterian

2012 PLAYERS OF THE WEEK

- Sept. 3** OFF: Miguel Maysonet, Stony Brook
DEF: Dontavais Johnson, Coastal Carolina
ST: Michael Ruff, Presbyterian
FR: John Lunsford, Liberty
- Sept. 10** OFF: Aramis Hillary, Coastal Carolina
DEF: Quinn Backus, Coastal Carolina
ST: Kevin Fogg, Liberty
Alex Catron, Coastal Carolina
FR: Jamie Williams, Stony Brook
- Sept. 17** OFF: Miguel Maysonet, Stony Brook
DEF: Tanner Burch, Gardner-Webb
ST: Bo Lindsey, Gardner-Webb
FR: Josh Woodrum, Liberty
- Sept. 24** OFF: Aramis Hillary, Coastal Carolina
DEF: Quinn Backus, Coastal Carolina
ST: John Lunsford, Liberty
FR: Tamyn Garrick, Presbyterian
- Oct. 1** OFF: Miguel Maysonet, Stony Brook
DEF: Stony Brook Defense
ST: Wesley Skiffington, Stony Brook
FR: Bryson Brindle, Presbyterian
- Oct. 8** OFF: Josh Woodrum, Liberty
Kyle Essington, Stony Brook
DEF: Adam Morgan, VMI
ST: John Lunsford, Liberty
FR: Carlton Heard, Gardner-Webb
- Oct. 15** OFF: Aldreakis Allen, Liberty
Miguel Maysonet, Stony Brook
DEF: Tanner Burch, Gardner-Webb
ST: J.J. Hubbard, Gardner-Webb
FR: Larry Jones III, Charleston Southern
- Oct. 22** OFF: Teddy Allen, Charleston Southern
DEF: Quinn Backus, Coastal Carolina
ST: Wesley Skiffington, Stony Brook
FR: Larry Jones III, Charleston Southern
- Oct. 29** OFF: Lucas Beatty, Gardner-Webb
DEF: Quinn Backus, Coastal Carolina
ST: Bo Lindsey, Gardner-Webb
FR: Demarcus White, Gardner-Webb
- Nov. 5** OFF: Aldreakis Allen, Liberty
DEF: Nick Sigmon, Liberty
ST: Johnny Hartsfield, Coastal Carolina
FR: Alex Ross, Coastal Carolina
- Nov. 12** OFF: Aramis Hillary, Coastal Carolina
DEF: Nick Sigmon, Liberty
ST: Grant Bowden, Liberty
FR: Stephen Doar, Presbyterian
- Nov. 19** OFF: Kenny Little, Gardner-Webb
DEF: Quinn Backus, Coastal Carolina
ST: Grant Bowden, Liberty
FR: Tiko Thompson, Gardner-Webb

2013 PLAYERS OF THE WEEK

- Sept. 2** OFF: Juanne Blount, Gardner-Webb
DEF: Calvin Bryant, Charleston Southern
ST: LaDarius Hawthorne, Coastal Carolina
FR: Samson Baldwin, Coastal Carolina
- Sept. 9** OFF: Eric Kordenbrock, VMI
DEF: Quinn Backus, Coastal Carolina
ST: Grant Bowden, Liberty
FR: Alex Searce, Coastal Carolina
- Sept. 16** OFF: Lorenzo Taliaferro, Coastal Carolina
DEF: Chad Geter, Gardner-Webb
ST: Jordan Day, Gardner-Webb
FR: Samson Baldwin, Coastal Carolina
- Sept. 23** OFF: Juanne Blount, Gardner-Webb
DEF: O.J. Le'iatua Mau, Gardner-Webb
ST: Jordan Day, Gardner-Webb
FR: Ben Robinson, Charleston Southern
- Sept. 30** OFF: Coastal Carolina Offensive Line
DEF: Will Hunt, Charleston Southern
ST: Mark Deboy, Charleston Southern
FR: Matthew Nicholson, VMI
- Oct. 7** OFF: Lucas Beatty, Gardner-Webb
DEF: Kenny Scott, Liberty
ST: Stephen Doar, Presbyterian
FR: Mike Estes, Gardner-Webb
- Oct. 14** OFF: Lorenzo Taliaferro, Coastal Carolina
DEF: Quinn Backus, Coastal Carolina
ST: Truett Burns, Charleston Southern
FR: Daniel Croghan III, Charleston So.
- Oct. 21** OFF: Lorenzo Taliaferro, Coastal Carolina
DEF: Quinn Backus, Coastal Carolina
ST: LaDarius Hawthorne, Coastal Carolina
FR: Heys McMath, Presbyterian
- Oct. 28** OFF: Christian Reyes, Charleston So.
DEF: Liberty Defensive Line
ST: Devin Brown, Coastal Carolina
FR: Mike Holloway, Charleston Southern
- Nov. 4** OFF: Lorenzo Taliaferro, Coastal Carolina
DEF: Mike McClure, Coastal Carolina
ST: Mark Deboy, Charleston Southern
FR: DeAngelo Henderson, Coastal Caro.
- Nov. 11** OFF: Christian Reyes, Charleston So.
DEF: Jacob Hagen, Liberty
ST: Dillon Christopher, VMI
FR: Daniel Croghan III, Charleston So.
- Nov. 18** OFF: Lorenzo Taliaferro, Coastal Carolina
DEF: Shaquille Riddick, Gardner-Webb
ST: Jordan Day, Gardner-Webb
FR: Kenyon Brown, Presbyterian
- Nov. 25** OFF: Josh Woodrum, Liberty
DEF: Chad Geter, Gardner-Webb
ST: Jordan Day, Gardner-Webb
FR: Ugonna Akoh, Presbyterian

2014 PLAYERS OF THE WEEK

- Sept. 1** OFF: Kwabena Asante, Monmouth
DEF: Quinn Backus, Coastal Carolina
ST: Lucas Santangelo, Monmouth
FR: Todd Macon, Liberty
- Sept. 8** OFF: De'Angelo Henderson, Coastal Caro.
DEF: Liberty Defensive Line
ST: Devin Brown, Coastal Carolina
FR: Tyrell Maxwell, Gardner-Webb
- Sept. 15** OFF: De'Angelo Henderson, Coastal Caro.
DEF: DaRon Dickey, Presbyterian
ST: Stephen Doar, Presbyterian
FR: Mike Basile, Monmouth
- Sept. 22** OFF: Josh Woodrum, Liberty
DEF: Jacob Hagen, Liberty
ST: Darius Hammond, Charleston So.
FR: Jeffrey Pegues, Gardner-Webb
- Sept. 29** OFF: Alex Ross, Coastal Carolina
DEF: Quinn Backus, Coastal Carolina
ST: DJ Martin, Monmouth
FR: Mike Basile, Monmouth
- Oct. 6** OFF: Josh Woodrum, Liberty
DEF: Presbyterian College Defense
ST: John Lunsford, Liberty
FR: Mike Basile, Monmouth
- Oct. 13** OFF: Josh Woodrum, Liberty
DEF: Rayshaud Shields, Coastal Carolina
ST: Lorenzo Mathis, Charleston Southern
FR: Davion Anderson, Charleston So.
- Oct. 20** OFF: Kenny Cook, Gardner-Webb
DEF: Ugonna Akoh, Presbyterian
ST: Paul Schumacher, Gardner-Webb
FR: Jeffrey Pegues, Gardner-Webb
- Oct. 27** OFF: John Israel, Coastal Carolina
DEF: Chima Uzowihe, Liberty
ST: Alex Catron, Coastal Carolina
FR: Stephon Masha, Liberty
- Nov. 3** OFF: Alex Ross, Coastal Carolina
DEF: Aaron Brown, Charleston Southern
ST: Alex Catron, Charleston Southern
FR: Trey Turner, Liberty
- Nov. 10** OFF: Alex Ross, Coastal Carolina
DEF: Gabe Middlebrook, Charleston So.
ST: John Lunsford, Liberty
FR: Osharmar Abercrombie, Coastal Carolina
- Nov. 17** OFF: Christian Reyes, Charleston So.
DEF: Isaiah Lynn, Presbyterian
ST: Ed Britt, Presbyterian
FR: Darrell Bridges, Presbyterian
- Nov. 24** OFF: Gabe Henderson, Liberty
DEF: Joe Johnson, Monmouth
ST: Chima Uzowihe, Liberty
FR: Stephon Masha, Liberty

2015 PLAYERS OF THE WEEK

- Sept. 7** OFF: De'Angelo Henderson, Coastal Caro.
DEF: Chima Uzowihe, Liberty
ST: Devin Brown, Coastal Carolina
FR: Solomon Brown, Charleston Southern
- Sept. 14** OFF: De'Angelo Henderson, Coastal Caro.
DEF: Derrick Farrow, Kennesaw State
ST: Evan Rabon, Coastal Carolina
FR: Deonte Fair, Monmouth
- Sept. 21** OFF: Josh Woodrum, Liberty
DEF: Dimitrius Smith, Monmouth
ST: Devin Brown, Coastal Carolina
FR: Cody Williams, Monmouth
- Sept. 28** OFF: Mike Holloway, Charleston Southern
DEF: Ed Britt, Presbyterian
ST: Matt White, Monmouth
FR: B.J. Farrow, Liberty
- Oct. 5** OFF: Desmond Rice, Liberty
DEF: John Sieczkowski, Monmouth
ST: John Lunsford, Liberty
FR: Reggie White Jr., Monmouth
- Oct. 12** OFF: Tyrell Maxwell, Gardner-Webb
DEF: Chad Geter, Gardner-Webb
ST: Ryan Granger, Coastal Carolina
FR: Solomon Brown, Charleston Southern
- Oct. 19** OFF: Trey White, Kennesaw State
DEF: Solomon Brown, Charleston So.
ST: Matt White, Monmouth
FR: Justin Thompson, Kennesaw State
- Oct. 26** OFF: Lavon Chaney, Monmouth
DEF: Jabarai Bothwell, Coastal Carolina
ST: Ryan Granger, Coastal Carolina
FR: Solomon Brown, Charleston Southern
- Nov. 2** OFF: Austin Brown, Charleston Southern
DEF: Chad Geter, Gardner-Webb
ST: Tyler Tekac, Charleston Southern
FR: Taylor Henkle, Kennesaw State
- Nov. 9** OFF: Alex Ross, Coastal Carolina
DEF: Anthony Ellis, Charleston Southern
ST: Darius Hammond, Charleston So.
FR: Taylor Henkle, Kennesaw State
- Nov. 16** OFF: Nathan Perera, Charleston Southern
Alex Ross, Coastal Carolina
DEF: Jabarai Bothwell, Coastal Carolina
ST: Truett Burns, Charleston Southern
FR: Cody Williams, Monmouth
- Nov. 23** OFF: Josh Woodrum, Liberty
DEF: Ed Britt, Presbyterian
ST: Trey Turner, Liberty
FR: B.J. Farrow, Liberty

ALL-AMERICANS

THE SPORTS NETWORK

2002	Mario Williams, Gardner-Webb	3rd Team
2003	Mario Williams, Gardner-Webb	1st Team
	Graham Whitlock, Gardner-Webb	3rd Team
2004	Harold Wells, Gardner-Webb	1st Team
2005	Justin Huggard, VMI	3rd Team
2006	Maurice Price, Charleston Southern	2nd Team
	Jerome Simpson, Coastal Carolina	3rd Team
	Brad Poston, Coastal Carolina	3rd Team
2007	Brian Johnston, Gardner-Webb	2nd Team
	Mike Tolbert, Coastal Carolina	2nd Team
	Marshall Ausberry, Liberty	HM
	Dominic Bolden, Liberty	HM
	Mario Brown, Gardner-Webb	HM
	Patrick Calvary, Liberty	HM
	Wynton Jackson, Liberty	HM
	Rashad Jennings, Liberty	HM
	Tim Maypray, VMI	HM
	Cedric McGowan, Gardner-Webb	HM
	Marrio Norman, Coastal Carolina	HM
	Eddie Pinigis, Liberty	HM
	Vince Redd, Liberty	HM
	Jada Ross, Charleston Southern	HM
	Jerome Simpson, Coastal Carolina	HM
2008	Rashad Jennings, Liberty	1st Team
	Dominic Bolden, Liberty	3rd Team
	Jeffery Williams, Gardner-Webb	3rd Team
	Dobson Collins, Gardner-Webb	HM
	Mike Godsill, Liberty	HM
2009	Tommy Fraser, Coastal Carolina	1st Team
	Matt Bevins, Liberty	1st Team
2010	Matt Bevins, Liberty	1st Team
	Chris Summers, Liberty	1st Team
2011	Kevin Fogg, Liberty	1st Team
	Justin Bethel, Presbyterian	2nd Team
	Josh Norman, Coastal Carolina	2nd Team
	Joe Faiella, Stony Brook	3rd Team
	Miguel Maysonet, Stony Brook	3rd Team
	Chris Summers, Liberty	3rd Team
2012	Miguel Maysonet, Stony Brook	1st Team
	Michael Bamiro, Stony Brook	1st Team
	Kevin Norrell, Stony Brook	2nd Team
	Quinn Backus, Coastal Carolina	3rd Team
2013	Richard Wright, Liberty	1st Team
	Lorenzo Taliaferro, Coastal Carolina	2nd Team
	Shaquille Riddick, Gardner-Webb	2nd Team
	Quinn Backus, Coastal Carolina	2nd Team
	Kenny Cook, Gardner-Webb	3rd Team
	Jamey Cheatwood, Coastal Carolina	3rd Team
2014	Chad Hamilton, Coastal Carolina	1st Team
	John Lunsford, Liberty	1st Team
	Quinn Backus, Coastal Carolina	1st Team
	Jacob Hagen, Liberty	1st Team
	Darrin Peterson, Liberty	2nd Team
	Shane Ballard, Coastal Carolina	3rd Team

AMERICAN FOOTBALL COACHES ASSOCIATION

2004	Harold Wells, Gardner-Webb	1st Team
2006	Tyler Thigpen, Coastal Carolina	1st Team
2007	Brian Johnston, Gardner-Webb	1st Team
2008	Demario Deese, Gardner-Webb	1st Team
2011	Brock Jackolski, Stony Brook	1st Team
	Josh Norman, Coastal Carolina	1st Team
2012	Miguel Maysonet, Stony Brook	1st Team
2014	Chad Hamilton, Coastal Carolina	1st Team
2015	Alex Ross, Coastal Carolina	1st Team

ASSOCIATED PRESS

2003	Mario Williams, Gardner-Webb	2nd Team
	Graham Whitlock, Gardner-Webb	2nd Team
2004	Harold Wells, Gardner-Webb	1st Team
2006	Tyler Thigpen, Coastal Carolina	1st Team
	Jerome Simpson, Coastal Carolina	2nd Team
	Brad Poston, Coastal Carolina	2nd Team
	Brian Johnston, Gardner-Webb	2nd Team
	Quinton Teal, Coastal Carolina	2nd Team
	Maurice Price, Charleston Southern	3rd Team

ASSOCIATED PRESS (cont.)

2007	Brian Johnston, Gardner-Webb	1st Team
2008	Rashad Jennings, Liberty	1st Team
	Philip Ashley, Charleston Southern	3rd Team
	Jeffery Williams, Gardner-Webb	3rd Team
2009	Matt Bevins, Liberty	1st Team
	Tyler Santucci, Stony Brook	2nd Team
	Josh Norman, Coastal Carolina	3rd Team
2010	Matt Bevins, Liberty	2nd Team
	Charles James, Charleston Southern	2nd Team
	Chris Summers, Liberty	3rd Team
2011	Josh Norman, Coastal Carolina	1st Team
	Justin Bethel, Presbyterian	2nd Team
	Joe Faiella, Stony Brook	2nd Team
	Brock Jackolski, Stony Brook	2nd Team
	Malcolm Boyd, Liberty	3rd Team
2012	Miguel Maysonet, Stony Brook	1st Team
	Michael Bamiro, Stony Brook	2nd Team
	Kevin Norrell, Stony Brook	3rd Team
2013	Shaquille Riddick, Gardner-Webb	1st Team
	Lorenzo Taliaferro, Coastal Carolina	2nd Team
	Quinn Backus, Coastal Carolina	2nd Team
	Jamey Cheatwood, Coastal Carolina	3rd Team
	Jacob Hagen, Liberty	3rd Team
2014	Quinn Backus, Coastal Carolina	1st Team
	Jacob Hagen, Liberty	1st Team
	Chad Hamilton, Coastal Carolina	2nd Team
	Seth Cranfill, Gardner-Webb	2nd Team
2015	Jonathan Burgess, Liberty	2nd Team
	Chima Uzowihe, Liberty	2nd Team
	DeAngelo Henderson, Coastal Carolina	3rd Team
	Erik Austell, Charleston Southern	3rd Team
	O.J. Mau, Gardner-Webb	3rd Team

WALTER CAMP FOUNDATION

2007	Brian Johnston, Gardner-Webb	1st Team
2008	Rashad Jennings, Liberty	1st Team
2009	Matt Bevins, Liberty	1st Team
2010	Matt Bevins, Liberty	1st Team
2011	Kevin Fogg, Liberty	1st Team
2012	Miguel Maysonet, Stony Brook	1st Team
2013	Shaquille Riddick, Gardner-Webb	1st Team
	Quinn Backus, Coastal Carolina	1st Team
2014	Quinn Backus, Coastal Carolina	1st Team
	Jacob Hagen, Liberty	1st Team

COLLEGE SPORTING NEWS

2004	Harold Wells, Gardner-Webb	
2006	Jerome Simpson, Coastal Carolina	
	Maurice Price, Charleston Southern	
2007	Brian Johnston, Gardner-Webb	
	Dan Pope, Liberty	
2008	Rashad Jennings, Liberty	1st Team
	Dan Pope, Liberty	1st Team
	Tim Maypray, VMI	Positional HM
	Jeffery Williams, Gardner-Webb	Positional HM
2009	Tommy Fraser, Coastal Carolina	1st Team
	Mike Brown, Liberty	1st Team
	Josh Norman, Coastal Carolina	1st Team
	Matt Bevins, Liberty	1st Team
	Paul Fenaroli, Stony Brook	Positional HM
2010	Matt Bevins, Liberty	
	Daniel Bonifas, Coastal Carolina	
	Mike Brown, Liberty	
	Chris Summers, Liberty	
2011	Justin Bethel, Presbyterian	
	Kevin Fogg, Liberty	
	Brock Jackolski, Stony Brook	
	Josh Norman, Coastal Carolina	
	Richard Wright, Liberty	
2012	Miguel Maysonet, Stony Brook	
2013	Lorenzo Taliaferro, Coastal Carolina	
	Richard Wright, Liberty	
	Quinn Backus, Coastal Carolina	
	Jamey Cheatwood, Coastal Carolina	HM
	Kenny Cook, Gardner-Webb	HM
	Jacob Hagen, Liberty	HM
	Shaquille Riddick, Gardner-Webb	HM

COLLEGE SPORTING NEWS (cont.)

2014	Chad Hamilton, Coastal Carolina	
	O.J. Mau, Gardner-Webb	
	Quinn Backus, Coastal Carolina	
	John Lunsford, Liberty	HM
	J.J. Hubbard, Gardner-Webb	HM
	Joe Moglia, Coastal Carolina (coach)	HM
2015	Jonathan Burgess, Liberty	
	Erik Austell, Charleston Southern	
	Joseph Smith, Charleston Southern	
	O.J. Mau, Gardner-Webb	HM

FCS ATHLETICS DIRECTORS ASSOCIATION

2014	Quinn Backus, Coastal Carolina	LB
	Jacob Hagen, Liberty	DB

STATS LLC

2015	DeAngelo Henderson, Coastal Carolina	2nd Team
	Erik Austell, Charleston Southern	2nd Team
	Jonathan Burgess, Liberty	2nd Team
	Chima Uzowihe, Liberty	2nd Team
	John Lunsford, Liberty	2nd Team
	Joseph Smith, Charleston Southern	2nd Team
	O.J. Mau, Gardner-Webb	3rd Team
	Aaron Brown, Charleston Southern	3rd Team
	Devin Brown, Coastal Carolina	3rd Team

COLLEGE SPORTS JOURNAL

2011	Justin Bethel, Presbyterian	
	Brock Jackolski, Stony Brook	
	Miguel Maysonet, Stony Brook	
	Josh Norman, Coastal Carolina	
	Chris Summers, Liberty	
	Mike Brown, Liberty	HM
	Kevin Fogg, Liberty	HM
	Marty Patterson, Gardner-Webb	HM
2012	Miguel Maysonet, Stony Brook	
	Kevin Norrell, Stony Brook	
	Michael Bamiro, Stony Brook	HM
	Charles James, Charleston Southern	HM
	Richard Wright, Liberty	HM
2013	Lorenzo Taliaferro, Coastal Carolina	
	Shaquille Riddick, Gardner-Webb	
	Richard Wright, Liberty	
	Quinn Backus, Coastal Carolina	Positional HM
	Walt Aikens, Liberty	Positional HM
	Hudson Smith, Gardner-Webb	Positional HM

PHIL STEELE MAGAZINE

2010	Matt Bevins, Liberty	1st Team
	Chris Summers, Liberty	1st Team
	David Duran, Coastal Carolina	2nd Team
	Asa Chapman, Liberty	4th Team
	Gerald Stevenson, Charleston Southern	4th Team
2011	Justin Bethel, Presbyterian	1st Team
	Josh Norman, Coastal Carolina	1st Team
	Kevin Fogg, Liberty	2nd Team
	Chris Summers, Liberty	2nd Team
	Brock Jackolski, Stony Brook	3rd Team
	Miguel Maysonet, Stony Brook	3rd Team
	Joe Faiella, Stony Brook	4th Team
2012	Miguel Maysonet, Stony Brook	1st Team
	Michael Bamiro, Stony Brook	2nd Team
	Kevin Norrell, Stony Brook	2nd Team
	Charles James, Charleston Southern	3rd Team
	Richard Wright, Liberty	3rd Team
2013	Shaquille Riddick, Gardner-Webb	1st Team
	Lorenzo Taliaferro, Coastal Carolina	2nd Team
	Quinn Backus, Coastal Carolina	3rd Team
	Walt Aikens, Liberty	3rd Team
	Richard Wright, Liberty	3rd Team
	Kenny Cook, Gardner-Webb	4th Team
	Matt Hazel, Coastal Carolina	4th Team
	O.J. Mau, Gardner-Webb	4th Team
	Hudson Smith, Gardner-Webb	4th Team

WEEKLY FOOTBALL GAZETTE

2002	Jim Maxwell, Gardner-Webb	HM
	Jeremy Martin, Gardner-Webb	HM
	Jason Bright, Gardner-Webb	HM
	Josh Rowan, Elon	HM
2003	Graham Whitlock, Gardner-Webb	1st Team
	Harold Wells, Gardner-Webb	2nd Team
	Mario Williams, Gardner-Webb	3rd Team
2004	Harold Wells, Gardner-Webb	1st Team
	Allen Davis, Gardner-Webb	2nd Team
	Antwon Trice, Coastal Carolina	3rd Team
	Nick Johnson, Coastal Carolina	HM
2005	Du Vaughn Flagler, Gardner-Webb	3rd Team
	Maurice Price, Charleston Southern	3rd Team
	Robert Mason, VMI	3rd Team
	Quinton Teal, Coastal Carolina	3rd Team
2006	Tyler Thigpen, Coastal Carolina	1st Team
	Maurice Price, Charleston Southern	2nd Team
	Jerome Simpson, Coastal Carolina	2nd Team
	Brad Poston, Coastal Carolina	2nd Team
	Brian Johnston, Gardner-Webb	2nd Team
	Quinton Teal, Coastal Carolina	2nd Team
	Brian Kepple, Coastal Carolina	3rd Team
	Mario E. Brown, Gardner-Webb	3rd Team
	Collin Drafts, Charleston Southern	HM
	Rodney Burgess, Coastal Carolina	HM
	Stephen Sene, Liberty	HM
	Kris King, Gardner-Webb	HM
2006	Wynton Jackson, Liberty	HM
	Dennis Justiniani, Charleston Southern	HM
	Eric Hall, VMI	HM
	Jamar Leath, Coastal Carolina	HM
	Jada Ross, Charleston Southern	HM
	C.J. Hirschman, Charleston Southern	HM

COLLEGESPORTSREPORT.COM

2003	Mario Williams, Gardner-Webb	1st Team
	Graham Whitlock, Gardner-Webb	2nd Team

CSTV

2003	Graham Whitlock, Gardner-Webb	2nd Team
------	-------------------------------	----------

FCS FOOTBALL NETWORK

2011	Justin Bethel, Presbyterian
------	-----------------------------

COLLEGE SPORTS JOURNAL

ALL-FRESHMAN TEAM

2011	Trever Austin, Gardner-Webb
	Nick Sigmon, Liberty
	Donelle Williams, Presbyterian
2012	Josh Woodrum, Liberty
	Larry Jones III, Charleston Southern
2013	Devin Brown, Coastal Carolina

PHIL STEELE MAGAZINE

FRESHMAN ALL-AMERICA

2013	Devin Brown, Coastal Carolina	2nd Team
	Ugonna Akoh, Presbyterian	3rd Team

NATIONAL AWARD WINNERS

AMERICAN FOOTBALL COACHES ASSOCIATION

2004	David Bennett, Coastal Carolina	(Regional Coach of the Year)
2012	Chuck Priore, Stony Brook	(Regional Co-Coach of the Year)
2013	Jamey Chadwell, Charleston Southern	(Regional Coach of the Year)
2014	Joe Moglia, Coastal Carolina	(Region 2 Coach of the Year)
	Robert Wimberly	(Assistant Coach of the Year)

COLLEGE SPORTING NEWS

2008	Edwin Gowins, Stony Brook	(National Freshman of the Year)
------	---------------------------	---------------------------------

COLLEGE SPORTS JOURNAL

2012	Miguel Maysonet, Stony Brook	(National Offensive Player of the Year)
------	------------------------------	---

WEEKLY FOOTBALL GAZETTE

2004	Harold Wells, Gardner-Webb	(National Defensive Lineman of the Year)
2006	Tyler Thigpen, Coastal Carolina	(National Offensive Back of the Year)

COLLEGESPORTSREPORT.COM

2005	Charleston Southern	(I-AA Team of the Year)
	Antwon Trice, Coastal Carolina	(All-Division I-AA Offensive Team - 3rd Team)
	Jada Ross, Charleston Southern	(All-Division I-AA Defensive Team - 3rd Team)

SPORTEXE COACHES AWARD

2006	David Bennett, Coastal Carolina	(Division I-AA Coach of the Year)
------	---------------------------------	-----------------------------------

ALLSTATE AFCA GOOD WORKS TEAM

2010	Jordan Lancaster, Charleston Southern
------	---------------------------------------

ALLSTATE AFCA GOOD WORKS TEAM

NOMINEES

2008	Dominique Davenport, Coastal Carolina
2010	Jordan Lancaster, Charleston Southern
2011	Chris Kuzdale, Charleston Southern
2014	Jonathan Burgess, Liberty
	Christian Reyes, Charleston Southern
2015	Chad Geter, Gardner-Webb
	Chima Uzowihe, Liberty

COLLEGE FOOTBALL PERFORMANCE AWARDS

2010	Gerald Stevenson, Charleston Southern	FCS Kickoff Returner of the Year
	Chris Summers, Liberty	FCS Wide Receiver of the Year
2011	Kevin Fogg, Liberty	FCS Elite Kickoff Returner Award
	Justin Bethel, Presbyterian	FCS Elite Punt Returner Award
2012	Miguel Maysonet, Stony Brook	FCS All-Purpose Performer of the Year Award
2013	Shaquille Riddick, Gardner-Webb	FCS Defensive End of the Year Award
2014	Jacob Hagen, Liberty	FCS Defensive Back Award
	Quinn Backus, Coastal Carolina	FCS Elite Linebacker Award
	John Lunsford, Liberty	FCS Elite Placekicker Award
2015	Darius Hammond, Charleston Southern	FCS All-Purpose Performer of the Year Award

NATIONAL AWARD CANDIDATES

WALTER PAYTON AWARD

2006	Tyler Thigpen, Coastal Carolina	(Finalist - 7th)
2007	Jerome Simpson, Coastal Carolina	
2008	Rashad Jennings, Liberty	(Finalist - 8th)
2010	Mike Brown, Liberty	(Finalist - 11th)
2011	Mike Brown, Liberty	(Finalist - 17th)
	Chris Summers, Liberty	
2012	Miguel Maysonet, Stony Brook	(Finalist - Runner-Up)
2013	Lorenzo Taliaferro, Coastal Carolina	(Finalist - 11th)
2014	Alex Ross, Coastal Carolina	(Finalist - 7th)
	Kenny Cook, Gardner-Webb	

BUCK BUCHANAN AWARD

2004	Mario Williams, Gardner-Webb
2007	Brian Johnston, Gardner-Webb (Finalist - 9th)
2008	Mario Brown, Gardner-Webb
2009	Jeffery Williams, Gardner-Webb
2011	Justin Bethel, Presbyterian (Finalist - 14th)
	Josh Norman, Coastal Carolina (Finalist - 19th)
2013	Shaquille Riddick, Gardner-Webb (Finalist - 5th)
	Quinn Backus, Coastal Carolina (Finalist - 7th)
2014	Quinn Backus, Coastal Carolina (Finalist - 4th)
	Jacob Hagen, Liberty (Finalist - 7th)
	O.J. Mau, Gardner-Webb (Finalist - 24th)

EDDIE ROBINSON AWARD

2004	David Bennett, Coastal Carolina	(Finalist - 8th)
2006	David Bennett, Coastal Carolina	(Finalist - 9th)
2008	Danny Rocco, Liberty	(Finalist - 15th)
2009	Danny Rocco, Liberty	(Finalist - 19th)
2010	Danny Rocco, Liberty	(Finalist - 21st)
2011	Chuck Priore, Stony Brook	(Finalist - 11th)
2012	Chuck Priore, Stony Brook	(Finalist - 7th)
	Joe Moglia, Coastal Carolina	(Finalist - 15th)
2013	Jamey Chadwell, Charleston So.	(Finalist - 8th)
	Joe Moglia, Coastal Carolina	(Finalist - 9th)
2014	Joe Moglia, Coastal Carolina	(Finalist - Runner-Up)
2015	Joe Moglia, Coastal Carolina	

JERRY RICE AWARD

2012	Josh Woodrum, Liberty	(Finalist - 13th)
2014	Mike Basile, Monmouth	(Finalist - 18th)

TED HENDRICKS DEFENSIVE END OF THE YEAR

WATCH LIST

2007	Brian Johnston, Gardner-Webb
2013	Shaquille Riddick, Gardner-Webb

STATS LLC OFFENSIVE PLAYER OF THE YEAR

2015	De'Angelo Henderson, Coastal Carolina	(Finalist - 10th)
	Alex Ross, Coastal Carolina	(Finalist - T-19th)
	Darrin Peterson, Liberty	

STATS LLC DEFENSIVE PLAYER OF THE YEAR

2015	Chima Uzowihe, Liberty	(Finalist - 22nd)
	O.J. Mau, Gardner-Webb	(Finalist - T-23rd)

STATS LLC FRESHMAN OF THE YEAR

2015	Solomon Brown, Charleston Southern	(Finalist - 4th)
------	------------------------------------	------------------

STATS LLC COACH OF THE YEAR

2015	Jamey Chadwell, Charleston Southern	(Finalist - 4th)
------	-------------------------------------	------------------

FRED MITCHELL AWARD WATCH LIST

2010	Matt Bevins, Liberty
	John Paglia, Charleston Southern
	Wesley Skiffington, Stony Brook
2011	Wesley Skiffington, Stony Brook
2012	Trever Austin, Gardner-Webb
	Wesley Skiffington, Stony Brook
2015	John Lunsford, Liberty

CFPA NATIONAL FRESHMAN PERFORMER OF THE YEAR WATCH LIST

2012	Josh Woodrum, Liberty
	Bryson Brindle, Presbyterian
2013	De'Angelo Henderson, Coastal Carolina
	Ben Robinson, Charleston Southern
2014	Osharmar Abercrombie, Coastal Carolina
2015	

CFPA NATIONAL DEFENSIVE PERFORMER OF THE YEAR WATCH LIST

2013	Quinn Backus, Coastal Carolina
2014	Quinn Backus, Coastal Carolina
	Jacob Hagen, Liberty

CFPA NATIONAL OFFENSIVE PERFORMER OF THE YEAR WATCH LIST

- 2014 Austin Brown, Charleston Southern
Brandon Hill, Monmouth
Josh Woodrum, Liberty
- 2015 Austin Brown, Charleston Southern
DeAngelo Henderson, Coastal Carolina
Alex Ross, Coastal Carolina
Josh Woodrum, Liberty
Darius Hammond, Charleston Southern (midseason)

CFPA NATIONAL ALL-PURPOSE PERFORMER OF THE YEAR WATCH LIST

- 2015 Darius Hammond, Charleston Southern
Devin Brown, Coastal Carolina
DeAngelo Henderson, Coastal Carolina

CFPA DEFENSIVE BACK AWARD WATCH LIST

- 2015 Derrick Farrow, Kennesaw State
Mike Basile, Monmouth
Ed Britt, Presbyterian

CFPA LINEBACKER AWARD WATCH LIST

- 2015 Solomon Brown, Charleston Southern
Chad Geter, Gardner-Webb

CFPA DEFENSIVE END/TACKLE AWARD WATCH LIST

- 2015 O.J. Mau, Gardner-Webb
Chima Uzowihe, Liberty

CFPA PLACEKICKER AWARD WATCH LIST

- 2015 Ryan Granger, Coastal Carolina
John Lunsford, Liberty

CFPA PUNTER AWARD WATCH LIST

- 2015 Stephen Doar, Presbyterian

CFPA KICKOFF RETURNER AWARD WATCH LIST

- 2015 Devin Brown, Coastal Carolina

CFPA PUNT RETURNER AWARD WATCH LIST

- 2015 Darius Hammond, Charleston Southern
Chris Jones, Coastal Carolina
Zac Parker, Liberty

LIBERTY MUTUAL COACH OF THE YEAR

- 2008 Danny Rocco, Liberty (Finalist)
2009 Danny Rocco, Liberty (Finalist)
2010 Danny Rocco, Liberty (Finalist)
2012 Joe Moglia, Coastal Carolina (Finalist)
2013 Joe Moglia, Coastal Carolina (Finalist)

NATIONAL PLAYERS OF THE WEEK

THE SPORTS NETWORK

- 2004 Erick Harris, Liberty
Nov. 15 (Special Teams Player of the Week)
- 2005 Jamar Leath, Coastal Carolina
Sept. 12 (Defensive Player of the Week)
- 2006 Mario E. Brown, Gardner-Webb
Oct. 2 (Defensive Player of the Week)
Jerome Simpson, Coastal Carolina
Oct. 9 (Offensive Player of the Week)
Marrio Norman, Coastal Carolina
Nov. 20 (Defensive Player of the Week)
- 2007 Brian Johnston, Gardner-Webb
Oct. 1 (Defensive Player of the Week)

THE SPORTS NETWORK (cont.)

- 2008 Dominique Davenport, Coastal Carolina
Sept. 8 (Defensive Player of the Week)
Gerald Stevenson, Charleston Southern
Sept. 8 (Special Teams Player of the Week)
Rashad Jennings, Liberty
Sept. 29 (Offensive Player of the Week)
Edwin Gowins, Stony Brook
Nov. 17 (Offensive Player of the Week)
Tim Maypray, VMI
Nov. 24 (Offensive Player of the Week)
- 2009 Mike Brown, Liberty
Sept. 21 (Offensive Player of the Week)
Josh Norman, Coastal Carolina
Nov. 9 (Defensive Player of the Week)
- 2010 Jeffery Williams, Gardner-Webb
Sept. 6 (Defensive Player of the Week)
Gerald Stevenson, Charleston Southern
Oct. 18 (Special Teams Player of the Week)
Zach MacDowall, Coastal Carolina
Nov. 15 (Offensive Player of the Week)
Davonte Anderson, Stony Brook
Nov. 15 (Defensive Player of the Week)
Mike Brown, Liberty
Nov. 22 (Offensive Player of the Week)
Matt Bevins, Liberty
Nov. 22 (Special Teams Player of the Week)
- 2011 Graham Purvis, Gardner-Webb
Oct. 31 (Special Teams Player of the Week)
Brock Jackolski, Stony Brook
Nov. 28 (Offensive Player of the Week)
Donald Porter, Stony Brook
Nov. 28 (Co-Defensive Player of the Week)
- 2012 Dontavais Johnson, Coastal Carolina
Sept. 3 (Defensive Player of the Week)
Nick Sigmon, Liberty
Nov. 12 (Defensive Player of the Week)
- 2013 Calvin Bryant, Charleston Southern
Sept. 2 (Defensive Player of the Week)
O.J. Mau, Gardner-Webb
Sept. 23 (Defensive Player of the Week)
- 2014 John Lunsford, Liberty
Oct. 6 (Special Teams Player of the Week)
Kenny Cook, Gardner-Webb
Oct. 20 (Co-Offensive Player of the Week)
Chima Uzowihe, Liberty
Nov. 24 (Co-Special Teams Player of the Week)

STATS LLC

- 2015 Devin Brown, Coastal Carolina
Sept. 21 (Special Teams Player of the Week)
Ryan Granger, Coastal Carolina
Oct. 12 (Special Teams Player of the Week)
Matt White, Monmouth
Oct. 19 (Special Teams Player of the Week)
Taylor Henkle, Kennesaw State
Nov. 2 (Freshman of the Week)

COLLEGE SPORTING NEWS WEEKLY ALL-STAR

- 2004 Mario Williams, Gardner-Webb
Sept. 5 (Defensive Player of the Week)
Erick Harris, Liberty
Nov. 15 (Special Teams Player of the Week)
- 2005 Tyler Thigpen, Coastal Carolina
Sept. 12 (Offensive Player of the Week)
- 2006 Collin Drafts, Charleston Southern
Sept. 11 (Offensive Player of the Week)
Nov. 6 (Offensive Player of the Week)
Mario E. Brown, Gardner-Webb
Oct. 2 (Defensive Player of the Week)
Jada Ross, Charleston Southern
Oct. 23 (Defensive Player of the Week)
Tyler Thigpen, Coastal Carolina
Nov. 13 (Offensive Player of the Week)
- 2007 Dominic Bolden, Liberty
Nov. 12 (Special Teams Player of the Week)

COLLEGE SPORTING NEWS WEEKLY ALL-STAR (cont.)

- 2008 Jeffery Williams, Gardner-Webb
Oct. 20 (Defensive Player of the Week)
Conte Cuttino, Stony Brook
Nov. 17 (Co-Offensive Player of the Week)
Edwin Gowins, Stony Brook
Nov. 17 (Co-Offensive Player of the Week)
- 2009 Mike Brown, Liberty
Sept. 21 (Offensive Player of the Week)
Wes Skiffington, Stony Brook
Oct. 5 (Special Teams Player of the Week)
Matt Bevins, Liberty
Oct. 12 (Special Teams Player of the Week)
Josh Norman, Coastal Carolina
Nov. 9 (Defensive Player of the Week)
Edwin Gowins, Stony Brook
Nov. 23 (Offensive Player of the Week)
- 2010 Mike Brown, Liberty
Sept. 13, Nov. 22
Ryan Gates, Gardner-Webb
Sept. 13
Gerald Stevenson, Charleston Southern
Oct. 18
Zach MacDowall, Coastal Carolina
Nov. 15
Davonte Anderson, Stony Brook
Nov. 15
Matt Bevins, Liberty
Nov. 22
- 2011 Kyle Essington, Stony Brook
Oct. 10
Brock Jackolski, Stony Brook
Oct. 17, Nov. 14
Mike Brown, Liberty
Oct. 17
- 2012 Miguel Maysonet, Stony Brook
Oct. 1
Josh Woodrum, Liberty
Oct. 8
Wesley Skiffington, Stony Brook
Oct. 22
Quinn Backus, Coastal Carolina
Oct. 29
Nick Sigmon, Liberty
Nov. 12
- 2013 Quinn Backus, Coastal Carolina
Sept. 9, Oct. 14
Chad Geter, Gardner-Webb
Sept. 16
O.J. Mau, Gardner-Webb
Sept. 23
Josh Woodrum, Liberty
Nov. 25
- 2014 Quinn Backus, Coastal Carolina
Sept. 1, Sept. 29
Paul Schumacher, Gardner-Webb
Oct. 20
Alex Catron, Coastal Carolina
Oct. 27
Chima Uzowihe, Liberty
Nov. 24
- 2015 John Lunsford, Liberty
Oct. 5
Matt White, Monmouth
Oct. 19

COLLEGE FOOTBALL PERFORMANCE AWARDS NATIONAL PERFORMERS OF THE WEEK

- 2010 Davonte Anderson, Stony Brook
Week 11 (National Def. Performer of the Week)
Zach MacDowall, Coastal Carolina
Week 12 (National Performer of the Week)
- 2011 Justin Bethel, Presbyterian
Week 3 (National Def. Performer of the Week)
Kyle Essington, Stony Brook
Week 6 (National Performer of the Week)
- 2012 Dontavais Johnson, Coastal Carolina
Week 1 (National Def. Performer of the Week)
Aramis Hillary, Coastal Carolina
Week 11 (National Off. Performer of the Week)
- 2013 Dylan Black, Charleston Southern
Week 4 (National Def. Performer of the Week)
Alex Ross, Coastal Carolina
Week 14 (National Off. Performer of the Week)
Mike McClure, Coastal Carolina
Week 14 (National Def. Performer of the Week)
Alex Ross, Coastal Carolina
Week 15 (National Off. Performer of the Week)
Quinn Backus, Coastal Carolina
Week 15 (National Def. Performer of the Week)
- 2015 Alex Ross, Coastal Carolina
Week 11
DeAngelo Henderson, Coastal Carolina
Week 1 (Honorable Mention)
Mike Holloway, Charleston Southern
Week 4 & 14 (Honorable Mention)

COLLEGE FOOTBALL PERFORMANCE AWARDS POSITIONAL PERFORMERS OF THE WEEK

- 2010 Mike Brown, Liberty
Week 1 (Quarterback Performer of the Week)
Graham Purvis, Gardner-Webb
Week 1 (Punter Performer of the Week)
Michael Rainey-Wiles, VMI
Week 1 (Punt Return Performer of the Week)
Brock Jackolski, Stony Brook
Week 2 (Running Back Performer of the Week)
Chris Summers, Liberty
Week 5 (Wide Receiver Performer of the Week)
Gerald Stevenson, Charleston Southern
Week 6 (KO Returner Performer of the Week)
Week 7 (KO Returner Performer of the Week)
Miguel Maysonet, Stony Brook
Week 8 (Running Back Performer of the Week)
Brian Davis, Presbyterian
Week 8 (DL Performer of the Week)
- 2010 Matt Bevins, Liberty
Week 10 (Placekicker Performer of the Week)
Week 12 (Placekicker Performer of the Week)
Danny Broggin, Liberty
Week 10 (KO Returner Performer of the Week)
Davonte Anderson, Stony Brook
Week 11 (Def. Back Performer of the Week)
Brock Jackolski, Stony Brook
Week 11 (KO Returner Performer of the Week)
Zach MacDowall, Coastal Carolina
Week 12 (Quarterback Performer of the Week)
Niccolo Mastromatteo, Coastal Carolina
Week 12 (PR Performer of the Week)
- 2011 Kevin Fogg, Liberty
Week 2 (KO Returner Performer of the Week)
Week 8 (KO Returner Performer of the Week)
Week 10 (KO Returner Performer of the Week)
Mario Thompson, VMI
Week 3 (Tight End Performer of the Week)
Patrick Morgano, Presbyterian
Week 3 (Punter Performer of the Week)
Will Hunt, Charleston Southern
Week 3 (DL Performer of the Week)
Justin Bethel, Presbyterian
Week 3 (Def. Back Performer of the Week)
Miguel Maysonet, Stony Brook
Week 4 (Running Back Performer of the Week)
Week 10 (Running Back Performer of the Week)
Chris Summers, Liberty
Week 4 (Wide Receiver Performer of the Week)
Charles James, Charleston Southern
Week 5 (Punt Return Performer of the Week)
Kyle Essington, Stony Brook
Week 6 (Quarterback Performer of the Week)
Tommy Shaver, Liberty
Week 6 (Tight End Performer of the Week)
Brock Jackolski, Stony Brook
Week 7 (KO Returner Performer of the Week)
Trever Austin, Gardner-Webb
Week 8 (Placekicker Performer of the Week)
Tre Henderson, Coastal Carolina
Week 8 (KO Returner Performer of the Week)
Treymane Schley, Gardner-Webb
Week 9 (Tight End Performer of the Week)
Nathan Perera, Charleston Southern
Week 10 (WR Performer of the Week)
Jamie Childers, Coastal Carolina
Week 11 (Tight End Performer of the Week)
J.J. Hubbard, Gardner-Webb
Week 12 (KO Returner Performer of the Week)
- 2012 Dontavais Johnson, Coastal Carolina
Week 1 (Def. Back Performer of the Week)
Michael Ruff, Presbyterian
Week 1 (KO Returner Performer of the Week)
Miguel Maysonet, Stony Brook
Week 1 (All-Purpose Performer of the Week)
Week 5 (All-Purpose Performer of the Week)
Week 7 (All-Purpose Performer of the Week)
Week 8 (KO Returner Performer of the Week)
Kevin Fogg, Liberty
Week 2 (Punt Return Performer of the Week)

COLLEGE FOOTBALL PERFORMANCE AWARDS POSITIONAL PERFORMERS OF THE WEEK (cont.)

- 2012 J.J. Hubbard, Gardner-Webb
Week 9 (Punt Return Performer of the Week)
Aramis Hillary, Coastal Carolina
Week 11 (Quarterback Performer of the Week)
Niccolo Mastromatteo, Coastal Carolina
Week 11 (Punt Return Performer of the Week)
- 2013 Quinn Backus, Coastal Carolina
Week 1 (Linebacker Performer of the Week)
Week 7 (Linebacker Performer of the Week)
Jeremiah McKie, Presbyterian
Week 2 (Punt Return Performer of the Week)
Week 8 (KO Returner Performer of the Week)
Kevin Fogg, Liberty
Week 2 (Def. Back Performer of the Week)
Dylan Black, Charleston Southern
Week 4 (Def. Lineman Performer of the Week)
Lorenzo Taliaferro, Coastal Carolina
Week 8 (Running Back Performer of the Week)
Devin Brown, Coastal Carolina
Week 9 (KO Returner Performer of the Week)
- 2013 J.J. Hubbard, Gardner-Webb
Week 12 (KO Returner Performer of the Week)
Ugonna Akoh, Presbyterian
Week 13 (Def. Lineman Performer of the Week)
- 2014 Devin Brown, Coastal Carolina
Week 2 (KO Returner Performer of the Week)
Darius Hammond, Charleston Southern
Week 4 (Punt Return Performer of the Week)
John Lunsford, Liberty
Week 6 (Placekicker Performer of the Week)
J.J. Hubbard, Gardner-Webb
Week 6 (KO Returner Performer of the Week)
Patrick Minnich, Monmouth
Week 7 (Linebacker Performer of the Week)
Kenny Scott, Liberty
Week 7 (Defensive Back Performer of the Week)
Kenny Cook, Gardner-Webb
Week 8 (Wide Receiver Performer of the Week)
Alex Catron, Coastal Carolina
Week 10 (Placekicker Performer of the Week)
Hakeem Valles, Monmouth
Week 11 (Tight End Performer of the Week)

COLLEGE SPORTS JOURNAL

- 2012 Dontavais Johnson, Coastal Carolina
Sept. 5 (Defensive Player of the Week)
Kevin Fogg, Liberty
Sept. 12 (Special Teams Player of the Week)
Quinn Backus, Coastal Carolina
Sept. 25 (Defensive Player of the Week)
Nov. 1 (Defensive Player of the Week)
Nick Sigmon, Liberty
Nov. 12 (Defensive Player of the Week)

FCS FOOTBALL NETWORK

- 2011 Will Hunt, Charleston Southern
Week 3 (Defensive Player of the Week)

USACOLLEGEFOOTBALL.ORG

- 2013 Quinn Backus, Coastal Carolina
Oct. 14 (Defensive Player of the Week)

WEEKLY FOOTBALL GAZETTE

- 2002 Graham Whitlock, Gardner-Webb
Sept. 10 (Special Teams Player of the Week)
Ross Gravely, Elon
Sept. 10 (Co-Offensive Lineman of the Week)
Nov. 12 (Co-Offensive Lineman of the Week)
Brandon Mason, Elon
Sept. 24 (Co-Offensive Lineman of the Week)
Jeremy Martin, Gardner-Webb
Oct. 15 (Co-Offensive Player of the Week)
Mario Williams, Gardner-Webb
Nov. 5 (Co-Defensive Player of the Week)
Anthony Turowski, Elon
Nov. 5 (Tri-Special Teams Player of the Week)
Josh Hubbard, Gardner-Webb
Nov. 12 (Defensive Player of the Week)

WEEKLY FOOTBALL GAZETTE (cont.)

- 2002 Josh Rowan, Elon
Nov. 19 (Co-Offensive Lineman of the Week)
- 2003 Aaron Sykes, Gardner-Webb
Sept. 16 (Co-Defensive Player of the Week)
- 2004 Justin Huggard, VMI
Sept. 21 (Defensive Player of the Week)
Josh Hoke, Coastal Carolina
Sept. 28 (Special Teams Player of the Week)
Tavoris Horton, Gardner-Webb
Oct. 25 (Defensive Player of the Week)
Erick Harris, Liberty
Nov. 15 (Special Teams Player of the Week)
- 2005 Josh Hoke, Coastal Carolina
Sept. 25 (Special Teams Player of the Week)
Oct. 16 (Special Teams Player of the Week)
Robert Mason, VMI
Sept. 25 (Defensive Player of the Week)
Zach Terrell, Liberty
Oct. 9 (Offensive Player of the Week)
Andre Copeland, Charleston Southern
Oct. 16 (Offensive Player of the Week)
Nick Roberts, Gardner-Webb
Oct. 23 (Offensive Player of the Week)
Mike Pavelko, Gardner-Webb
Oct. 23 (Defensive Player of the Week)
Barrett Way, VMI
Oct. 23 (Special Teams Player of the Week)
Demario Deese, Gardner-Webb
Oct. 30 (Offensive Lineman of the Week)
Brian Johnston, Gardner-Webb
Oct. 30 (Defensive Player of the Week)
- 2006 Jamaal Walton, VMI
Sept. 6 (Defensive Player of the Week)
Collin Drafts, Charleston Southern
Sept. 13 (Offensive Player of the Week)
Nov. 8 (Offensive Player of the Week)
Tyler Thigpen, Coastal Carolina
Sept. 13 (Offensive Player of the Week)
Oct. 5 (Offensive Player of the Week)
Nov. 16 (Offensive Player of the Week)
Okeba Rollinson, Charleston Southern
Sept. 13 (Defensive Player of the Week)
Michael Hanna, Gardner-Webb
Sept. 13 (Special Teams Player of the Week)
Mario E. Brown, Gardner-Webb
Oct. 5 (Defensive Player of the Week)
Jamar Leath, Coastal Carolina
Oct. 12 (Defensive Player of the Week)
Jada Ross, Charleston Southern
Oct. 26 (Defensive Player of the Week)

COLLEGESPORTSREPORT.COM

- 2004 Coastal Carolina
Oct. 25 (National Team of the Week)
- 2005 Coastal Carolina
Sept. 12 (National Team of the Week)
Brian Johnston, Gardner-Webb
Oct. 30 (Performer of the Week)
Charleston Southern
Nov. 5 (National Team of the Week)
- 2006 Tyler Thigpen, Coastal Carolina
Sept. 11 (Performer of the Week)
Nov. 6 (Performer of the Week)
Mario E. Brown, Gardner-Webb
Oct. 3 (Performer of the Week)
Coastal Carolina
Oct. 9 (National Team of the Week)

SME NETWORK WEEKLY ALL-STARs

- 2007 Wynton Jackson, Liberty (Sept. 11)
Rashad Jennings, Liberty (Sept. 18)
- 2008 Stony Brook
Week 1 (Offensive Line)
Jacob Rochester, VMI
Week 2 (Linebacker)
Andy Brown, Charleston Southern
Week 6 (Special Teams)
A.J. Gross, VMI
Week 7 (Linebacker)
Matt Bevins, Liberty
Week 13 (Special Teams)

ALL-REGION TEAM SELECTIONS & HONORS

VaSID (VIRGINIA ALL-STATE)

2002	Dre Barnes, Liberty	1st Team
2003	Thomas Smith, Liberty	1st Team
	Derik Screen, VMI	1st Team
2004	Robert Mason, VMI	1st Team
2005	Zohn Burden, VMI	1st Team
	Justin Huggard, VMI	1st Team
	Zach Terrell, Liberty	2nd Team
	Jeremy Ward, VMI	2nd Team
	Vicheal Foxx, VMI	2nd Team
	Jason Horn, Liberty	2nd Team
2006	Wynton Jackson, Liberty	1st Team
	Sean Mizzer, VMI	2nd Team
	Jarrett Winfrey, Liberty	2nd Team
	Stephen Sene, Liberty	2nd Team
	Eric Hall, Liberty	2nd Team
	E.L. Estes, Liberty	2nd Team
	Ryan Greiser, Liberty	2nd Team
2007	Marshall Ausberry, Liberty	1st Team
	Rashad Jennings, Liberty	1st Team
	Stephen Sene, Liberty	1st Team
	Patrick Calvary, Liberty	2nd Team
	Noah Greenbaum, Liberty	2nd Team
	Stevie Ray Lloyd, Liberty	2nd Team
	Tommy Lloyd, VMI	2nd Team
	Eddie Pinigis, Liberty	2nd Team
	Vince Redd, Liberty	2nd Team
2008	Nick Hursky, Liberty	1st Team
	Rashad Jennings, Liberty	1st Team
	Britt Stone, Liberty	1st Team
	Dominic Bolden, Liberty	1st (O) and 2nd Team (ST)
	Ryan Greiser, Liberty	2nd Team
	Mike Godsil, Liberty	2nd Team
	Kevin Richard, Liberty	2nd Team
2009	Mike Brown, Liberty	1st Team
	Matt Bevins, Liberty	1st Team
	Bryan Mosier, Liberty	2nd Team
	Josh Weaver, Liberty	2nd Team
	Trey Jacobs, Liberty	2nd Team
2010	Matt Bevins, Liberty	1st Team
	Asa Chapman, Liberty	1st Team
	Alex Stadler, Liberty	1st Team
	Chris Summers, Liberty	1st Team
	Terry Adams, Liberty	2nd Team
	Mike Brown, Liberty	2nd Team
	A.J. Gross, VMI	2nd Team
	Justin Vargas, Liberty	2nd Team
2011	Mike Brown, Liberty	1st Team
	Kevin Fogg, Liberty	1st Team
	Chris Summers, Liberty	1st Team
	Rob Bailey, VMI	2nd Team
	Malcolm Boyd, Liberty	2nd Team
	A.J. Gross, VMI	2nd Team
	Mike Larsson, Liberty	2nd Team
2012	Aldreakis Allen, Liberty	1st Team
	Aaron Lundy, Liberty	1st Team
	Brent Vinson, Liberty	1st Team
	Pat Kelly, Liberty	2nd Team
	Cory Freeman, Liberty	2nd Team
	Charlie Jones, VMI	2nd Team
	Nick Sigmon, Liberty	2nd Team
2013	Brandon Apon, Liberty	1st Team
	Hunter Steward, Liberty	1st Team
	Walt Aikens, Liberty	1st Team
	Jacob Hagen, Liberty	1st Team
	Desmond Rice, Liberty	2nd Team
	Darrin Peterson, Liberty	2nd Team
	Greg Ray, Liberty	2nd Team
	Jonathan Burgess, Liberty	2nd Team
	Mitch Hanson, Liberty	2nd Team
	Chima Uzowihe, Liberty	2nd Team

VaSID (cont.)

2014	D.J. Abnar, Liberty	1st Team
	Darrin Peterson, Liberty	1st Team
	Jonathan Burgess, Liberty	1st Team
	Mitch Hanson, Liberty	1st Team
	Jacob Hagen, Liberty	1st Team
	John Lunsford, Liberty	1st Team
	Trey Turner, Liberty	1st Team
	Dexter Herman, Liberty	2nd Team
	Greg Ray, Liberty	2nd Team
	Chima Uzowihe, Liberty	2nd Team
	Nick Sigmon, Liberty	2nd Team
2015	Jonathan Burgess, Liberty	1st Team
	Max Sommer, Liberty	1st Team
	Chima Uzowihe, Liberty	1st Team

VaSID ANNUAL AWARD WINNERS

2005	Zach Terrell, Liberty	Rookie of the Year
2012	Josh Woodrum, Liberty	Off. Rookie of the Year
2014	Jacob Hagen, Liberty	Co-Def. Player of the Year
	Turner Gill, Liberty	Coach of the Year

BILL DUDLEY VIRGINIA PLAYER OF THE YEAR

2010	Mike Brown, Liberty (Finalist)
------	--------------------------------

TOUCHDOWN CLUB OF RICHMOND BOBBY ROSS COACH OF THE YEAR

2014	Turner Gill, Liberty
------	----------------------

ORANGEBURG (S.C.) TOUCHDOWN CLUB ALL-STATE COLLEGE TEAM

2005	Josh Hoke, Coastal Carolina
	Maurice Simpkins, Coastal Carolina
	Jerome Simpson, Coastal Carolina
	Quinton Teal, Coastal Carolina
2006	Brad Poston, Coastal Carolina
	Jada Ross, Charleston Southern
	Jerome Simpson, Coastal Carolina
	Tyler Thigpen, Coastal Carolina
2007	Marrio Norman, Coastal Carolina
	Jada Ross, Charleston Southern
	Jerome Simpson, Coastal Carolina
2008	Philip Ashley, Charleston Southern
	Ben Erdman, Coastal Carolina
	Britt Leggett, Coastal Carolina
	Adam McKinney, Presbyterian
	Phillip Oboh, Coastal Carolina
	D.J. Rice, Coastal Carolina
	Gerald Stevenson, Charleston Southern
	Antwan Thomas, Presbyterian
2009	Justin Bethel, Presbyterian
	Andrew McKain, Charleston Southern
	J.W. Myers, Charleston Southern
	Josh Norman, Coastal Carolina
	Phillip Oboh, Coastal Carolina
	Gerald Stevenson, Charleston Southern
2010	Dominique Davenport, Coastal Carolina
	Trandon Dendy, Presbyterian
	David Duran, Coastal Carolina
	Andrae Jacobs, Coastal Carolina
	Charles James, Charleston Southern
	Zach MacDowall, Coastal Carolina
	Patrick Morgano, Presbyterian
	Josh Norman, Coastal Carolina
	Chris Patrick, Charleston Southern
	Gerald Stevenson, Charleston Southern
2011	Justin Bethel, Presbyterian
	Brian Davis, Presbyterian
	Andrae Jacobs, Coastal Carolina
	Charles James, Charleston Southern
	Chris Kuzdale, Charleston Southern
	Josh Norman, Coastal Carolina
	Nathan Perera, Charleston Southern
	Max Travis, Presbyterian

SOUTH CAROLINA FOOTBALL HALL OF FAME COLLEGE PLAYER OF THE YEAR WATCH LIST

2013	Matt Hazel, Coastal Carolina
------	------------------------------

COLUMBIA STATE ALL-SOUTH CAROLINA PLAYER OF THE YEAR

2006	Tyler Thigpen, Coastal Carolina (offense)
------	---

COLUMBIA STATE ALL-SOUTH CAROLINA TEAM

2006	Tyler Thigpen, Coastal Carolina	1st Team
	Jerome Simpson, Coastal Carolina	1st Team
	Rodney Burgess, Coastal Carolina	1st Team
	Jada Ross, Charleston Southern	1st Team
	Quinton Teal, Coastal Carolina	1st Team
	C.J. Hirschman, Charleston Southern	1st Team
	Maurice Price, Charleston Southern	2nd Team
	Brad Poston, Coastal Carolina	2nd Team
	Jamar Leath, Coastal Carolina	2nd Team
2009	Phillip Oboh, Coastal Carolina	
	Andrew McKain, Charleston Southern	
	Josh Norman, Coastal Carolina	
	Justin Bethel, Presbyterian	
	Gerald Stevenson, Charleston Southern	

COLUMBIA STATE FCS STATE COLLEGE ALL-DECADE FOOTBALL TEAM (2000-09)

Tyler Thigpen, Coastal Carolina
Jerome Simpson, Coastal Carolina
Jada Ross, Charleston Southern
Antwan Thomas, Presbyterian
Quinton Teal, Coastal Carolina
Gerald Stevenson, Charleston Southern

WEEKLY FOOTBALL GAZETTE REGIONAL AWARD WINNERS

2005	Quinton Teal, Coastal Carolina	Southeast Region Defensive Back of the Year
	Maurice Price, Charleston Southern	Southeast Region Off. Receiver of the Year
2006	Tyler Thigpen, Coastal Carolina	Central Region Off. Back Player of the Year
	Maurice Price, Charleston Southern	Central Region Offensive Receiver of the Year
	Quinton Teal, Coastal Carolina	Central Region Def. Back Player of the Year
	Brian Johnston, Gardner-Webb	Central Region Defensive Lineman of the Year

WEEKLY FOOTBALL GAZETTE

2002	Josh Rowan, Elon	1st Team
	Mike Warren, Elon	2nd Team
	Dre Barnes, Liberty	2nd Team
	Kendrick Howard, Liberty	2nd Team
2003	William Andrews Jr., Gardner-Webb	1st Team
	Matt Sharpe, VMI	1st Team
	Harold Wells, Gardner-Webb	1st Team
	Jim Maxwell, Gardner-Webb	1st Team
	Mario Williams, Gardner-Webb	1st Team
	Graham Whitlock, Gardner-Webb	1st Team
	Ryan Smith, Gardner-Webb	2nd Team
	Jamie Pridgen, Gardner-Webb	2nd Team
	Nick Roberts, Gardner-Webb	3rd Team
	Dre Barnes, Liberty	3rd Team
2004	Allen Davis, Gardner-Webb	1st Team
	Kelvin McIver, Coastal Carolina	1st Team
	Antwon Trice, Coastal Carolina	1st Team
	Harold Wells, Gardner-Webb	1st Team
	Sean Boyle, Liberty	2nd Team
	Eddie Gadson, Charleston Southern	2nd Team
	Patrick Hall, Coastal Carolina	2nd Team
	Josh Hoke, Coastal Carolina	2nd Team
	Nick Johnson, Coastal Carolina	2nd Team
	Robert Mason, VMI	2nd Team
	Brandon Schweitzer, Gardner-Webb	2nd Team
	Ryan Smith, Gardner-Webb	2nd Team
	Thomas Smith, Liberty	2nd Team
	Sam Gado, Liberty	3rd Team
	Justin Huggard, VMI	3rd Team

WEEKLY FOOTBALL GAZETTE (cont.)

2004	Brandon Jeffcoat, Coastal Carolina	3rd Team
	Seth Reichert, Liberty	3rd Team
	Quinton Teal, Coastal Carolina	3rd Team
2005	Du Vaughn Flagler, Gardner-Webb	1st Team
	Maurice Price, Charleston Southern	1st Team
	Antwon Trice, Coastal Carolina	1st Team
	Jada Ross, Charleston Southern	1st Team
	Robert Mason, VMI	1st Team
	Quinton Teal, Coastal Carolina	1st Team
	Vicheal Foxx, VMI	2nd Team
	Justin Huggard, VMI	2nd Team
	Maurice Simpkins, Coastal Carolina	2nd Team
	Tavares Shorter, Charleston Southern	2nd Team
	DeAndre Harrison, Charleston Southern	2nd Team
	Andre Copeland, Charleston Southern	3rd Team
	Zach Terrell, Liberty	3rd Team
	Bryan Meers, Charleston Southern	3rd Team
	Zohn Burden, VMI	3rd Team
	Demario Deese, Gardner-Webb	3rd Team
	Jeremy Ward, VMI	3rd Team
	Josh Hoke, Coastal Carolina	3rd Team
	Jason Horn, Liberty	3rd Team
2006	Tyler Thigpen, Coastal Carolina	1st Team
	Maurice Price, Charleston Southern	1st Team
	Jerome Simpson, Coastal Carolina	1st Team
	Brad Poston, Coastal Carolina	1st Team
	Brian Kepple, Coastal Carolina	1st Team
	Kris King, Gardner-Webb	1st Team
	Brian Johnston, Gardner-Webb	1st Team
	Eric Hall, VMI	1st Team
	Mario E. Brown, Gardner-Webb	1st Team
	Quinton Teal, Coastal Carolina	1st Team
	Collin Drafts, Charleston Southern	2nd Team
	Rodney Burgess, Coastal Carolina	2nd Team
	Stephen Sene, Liberty	2nd Team
	Wynton Jackson, Liberty	2nd Team, 3rd Team
	Dennis Justiniani, Charleston Southern	2nd Team
	Jamar Leath, Coastal Carolina	2nd Team
	Jada Ross, Charleston Southern	2nd Team
	C.J. Hirschman, Charleston Southern	2nd Team
	Rashad Jennings, Liberty	3rd Team
	Sean Mizzer, VMI	3rd Team
	Du Vaughn Flagler, Gardner-Webb	3rd Team
	Demario Deese, Gardner-Webb	3rd Team
	Steve Ackley, Liberty	3rd Team
	Sam Harper, Coastal Carolina	3rd Team
	Stevie Ray Lloyd, Liberty	3rd Team
	Mike Pavelko, Gardner-Webb	3rd Team
	Manny Rojas, Liberty	3rd Team
	Daniel Cooke, Gardner-Webb	3rd Team
	Jamaal Walton, VMI	3rd Team
	Michael Hanna, Gardner-Webb	3rd Team
	Hunter Smith, Gardner-Webb	HM
	Jason Horn, Liberty	HM
	Thurston Lee, Gardner-Webb	HM
	Ronnie Mason, Coastal Carolina	HM

POSTSEASON ALL-STAR GAMES

COLLEGE ALL-STAR BOWL

2014	Jamey Cheatwood, Coastal Carolina
	Jibrille Fewell, Liberty
	Elijah Lee, Charleston Southern

COLLEGE GRIDIRON SHOWCASE

2015	Dominique Davis, Liberty
	Joe Kaleta, Coastal Carolina
	Neal Sterling, Monmouth
2016	Rotchill Medor, Monmouth
	Darrin Peterson, Liberty
	O.J. Mau, Gardner-Webb
	Chima Uzowihe, Liberty
	Alex Ross, Coastal Carolina

DREAM BOWL

2016	Ed Britt, Presbyterian
	Tanner Burch, Gardner-Webb
	Ivan Toomer, Gardner-Webb

EAST COAST BOWL

2005	Vicheal Foxx, VMI
2006	Collin Drafts, Charleston Southern
	Phil Jordan, Charleston Southern
	Drew Rucks, Charleston Southern
2007	Marcus Brown, VMI
	Rick Howell, Charleston Southern
	Tommy Lloyd, VMI
	Jada Ross, Charleston Southern
2008	Terrance Butler, Presbyterian
	Donald Fondren, Charleston Southern
	Lawrence Lovell, Stony Brook
	Josh Mitchell, Charleston Southern
	Tribble Reese, Charleston Southern
	Adam Soivilien, Stony Brook
2009	J.W. Myers, Charleston Southern

EASTHAM ENERGY GAME

2011	Corey O'Daniel, Gardner-Webb
------	------------------------------

EAST-WEST SHRINE GAME

2008	Jerome Simpson, Coastal Carolina
2012	Justin Bethel, Presbyterian
	Josh Norman, Coastal Carolina
2014	Matt Hazel, Coastal Carolina
2015	John Lunsford, Liberty

FOOTBALL NETWORK I-AA ALL-STAR CLASSIC

2003	Jim Maxwell, Gardner-Webb
	Jamie Pridgen, Gardner-Webb
	Aaron DeBerry, Liberty

FCS BOWL

2014	Demaris Freeman, Charleston Southern
	Pat O'Hara, Monmouth
	Christian Reyes, Charleston Southern
	Clayton Truitt, Charleston Southern
2015	Josh Woodrum, Liberty

FCS SENIOR SCOUT BOWL

2010	Josh Atkinson, Charleston Southern
	Dominique Davenport, Coastal Carolina
	Zach MacDowall, Coastal Carolina
	John Paglia, Charleston Southern
	Gerald Stevenson, Charleston Southern
	Joel Walton, Charleston Southern
2011	Matt Brevi, Stony Brook
	Mike Brown, Liberty (invitee only)
	Jamie Childers, Coastal Carolina
	B.J. Hayes, Liberty
	Brock Jackolski, Stony Brook
	Marcus Lott, Coastal Carolina
	Marty Patterson, Gardner-Webb
	James Perry III, Gardner-Webb
	Tommy Shaver, Liberty
	David Bennett, Coastal Carolina (Head Coach)
2012	Corvaughn Archie, Charleston Southern
	Anderico Bailey, Presbyterian
	Steve Demilio, Gardner-Webb
	Jamie Dunaway, Gardner-Webb
	Justin Gunn, Liberty
	Andrae Jacobs, Coastal Carolina
	Charles James, Charleston Southern
	Kenny Little, Gardner-Webb
	Issac McKenzie, Charleston Southern
	Austin Sargent, Gardner-Webb
	Cornelius Sterling, Charleston Southern
	Dylan Taylor, Gardner-Webb
2013	Lonnie Johnson, Gardner-Webb
	Richard Wright, Liberty

HULA BOWL

2008	Brian Johnston, Gardner-Webb
	Stephen Sene, Liberty
	Jerome Simpson, Coastal Carolina (invitee only)

MAGNOLIA GRID-IRON CLASSIC

2006	Tyler Thigpen, Coastal Carolina
	Quinton Teal, Coastal Carolina

MEDAL OF HONOR BOWL

2014	Walt Aikens, Liberty
2015	Quinn Backus, Coastal Carolina
	(American Team MVP)
	Kenny Cook, Gardner-Webb
	Gabe Middlebrook, Charleston Southern

NATIONAL ALL-STARS.COM BOWL GAME

2006	Hunter Smith, Gardner-Webb
	J.P. Weaver, Gardner-Webb

NFLPA COLLEGIATE BOWL

2012	Kevin Norrell, Stony Brook
2016	Josh Woodrum, Liberty

RAYCOM COLLEGE FOOTBALL ALL-STAR CLASSIC

2012	Charles James, Charleston So. (Defensive MVP)
------	---

SENIOR BOWL

2009	Rashad Jennings, Liberty
2012	Josh Norman, Coastal Carolina
2014	Walt Aikens, Liberty
	Lorenzo Taliaferro, Coastal Carolina

TEXAS VS. THE NATION BOWL

2007	Maurice Price, Charleston Southern
2008	Vince Redd, Liberty
2009	Dobson Collins, Gardner-Webb

WORLD CHAMPIONSHIP OF AMERICAN FOOTBALL

2007	Brad Poston, Coastal Carolina (Team USA)
	Kris King, Gardner-Webb (Team USA)



Josh Norman (2012 Senior Bowl)

NATIONAL ACADEMIC HONORS

CoSIDA ACADEMIC ALL-AMERICANS

2003	Matt Sharpe, VMI	2nd Team
2004	Jay Cline, Liberty	2nd Team
2005	Josh Hoke, Coastal Carolina	1st Team
2006	Josh Hoke, Coastal Carolina	1st Team
2009	Chris Rocco, Liberty	1st Team
2011	Pat Kelly, Liberty	1st Team
	Marcus Lott, Coastal Carolina	2nd Team
2012	Pat Kelly, Liberty	1st Team
2014	Mitch Hanson, Liberty	1st Team
2015	Alex Ross, Coastal Carolina	2nd Team
	Ugonna Akoh, Presbyterian	2nd Team

CoSIDA ACADEMIC ALL-DISTRICT

2002	Chris Foster, Gardner-Webb (1st Team)
	Josh Rowan, Elon (2nd Team)
	Jay Cline, Liberty (2nd Team)
2003	Chris Foster, Gardner-Webb
	Jay Cline, Liberty
	Sean Boyle, Liberty
	Matt Sharpe, VMI
	Jim Maxwell, Gardner-Webb
2004	Jay Cline, Liberty
	Sam Gado, Liberty
	Sean Boyle, Liberty
	Seth Reichert, Liberty
2005	Josh Hoke, Coastal Carolina
	Patrick Hall, Coastal Carolina
2006	Josh Hoke, Coastal Carolina
	Brad Poston, Coastal Carolina
	Jacob Rochester, VMI
2007	Nick Ellis, Charleston Southern
	Jacob Rochester, VMI
2008	Colin Dugan, Liberty
	Derrick Frasier, Coastal Carolina
	Ryan Greiser, Liberty
	Dan Pope, Liberty
	Kevin Richard, Liberty
	Jacob Rochester, VMI
2009	Matt Bevins, Liberty
	Chris Rocco, Liberty
	Mario Brown, Gardner-Webb
	Matt Freeman, Presbyterian
2010	Brad Sweatt, Charleston Southern
	Jared Tavernier, Presbyterian
2011	Matt Bevins, Liberty
	Kirby Broome, Charleston Southern
	Pat Kelly, Liberty
	Marcus Lott, Coastal Carolina
2012	Pat Kelly, Liberty
	Scott Hyland, Liberty
2013	Lucas Beatty, Gardner-Webb
	Mitch Hanson, Liberty
	Scott Hyland, Liberty
	Niccolo Mastromatteo, Coastal Carolina
	Jeffery Salley, Coastal Carolina
	Keon Williams, Gardner-Webb
2014	Ugonna Akoh, Presbyterian
	Mo Ashley, Coastal Carolina
	Chad Hamilton, Coastal Carolina
	Mitch Hanson, Liberty
	Tyler Hough-Jenkins, Gardner-Webb
	Brett Johnson, Coastal Carolina
	Joe Johnson, Monmouth
	Christian Reyes, Charleston Southern
	Chima Uzowihe, Liberty
2015	Ugonna Akoh, Presbyterian
	Alex Ross, Coastal Carolina
	Joe Johnson, Monmouth

FCS ATHLETIC DIRECTORS ASSOCIATION SCHOLAR-ATHLETE OF THE YEAR

2003	Matt Sharpe, VMI
2006	Adam DeGraffenreid, Charleston Southern
2012	Pat Kelly, Liberty

FCS ATHLETIC DIRECTORS ASSOCIATION POSTGRADUATE SCHOLARSHIP FINALISTS

2005	Adam DeGraffenreid, Charleston Southern
2006	Josh Hoke, Coastal Carolina
2008	Justin Witzmann, Charleston Southern
2013	Niccolo Mastromatteo, Coastal Carolina

FCS ATHLETIC DIRECTORS ASSOCIATION ACADEMIC ALL-STAR TEAM

2002	Brandon Mason, Elon
	Josh Rowan, Elon
2003	Matt Sharpe, VMI
2004	Adam DeGraffenreid, Charleston Southern
	Josh Hoke, Coastal Carolina
	Sam Gado, Liberty
	Sean Boyle, Liberty
2005	Adam DeGraffenreid, Charleston Southern
	Josh Hoke, Coastal Carolina
2006	Nick Ellis, Charleston Southern
	Josh Hoke, Coastal Carolina
	Jacob Rochester, VMI
	Hunter Smith, Gardner-Webb
2007	Nick Ellis, Charleston Southern
	Jacob Rochester, VMI
2008	Jacob Rochester, VMI
	Justin Witzmann, Charleston Southern
2009	Chris Rocco, Liberty
2010	Matt Bevins, Liberty
2011	Matt Bevins, Liberty
	Jamie Dunaway, Gardner-Webb
	Tim Franklin, Coastal Carolina
	A.J. Gross, VMI
	Pat Kelly, Liberty
	Marcus Lott, Coastal Carolina
2012	Jamie Dunaway, Gardner-Webb
	Scott Hyland, Liberty
	Pat Kelly, Liberty
	Niccolo Mastromatteo, Coastal Carolina
2013	Mitch Hanson, Liberty
	Scott Hyland, Liberty
	Niccolo Mastromatteo, Coastal Carolina
2014	Mo Ashley, Coastal Carolina
	Brett Johnson, Coastal Carolina
	Lucas Beatty, Gardner-Webb
2015	Darren Ambush, Monmouth
	Ryan Granger, Coastal Carolina
	Alex Ross, Coastal Carolina
	Chima Uzowihe, Liberty

NCAA POSTGRADUATE SCHOLARSHIP RECIPIENTS

2006	Anthony Franklin, Coastal Carolina
2014	Mitch Hanson, Liberty

NATIONAL FOOTBALL FOUNDATION NATIONAL SCHOLAR-ATHLETE AWARD, CAMPBELL TROPHY FINALISTS

2013	Niccolo Mastromatteo, Coastal Carolina
------	--

NATIONAL FOOTBALL FOUNDATION DRADDY TROPHY CANDIDATES

2007	Nick Ellis, Charleston Southern (Semifinalist)
	Ren McKinnon, Coastal Carolina (Semifinalist)
2008	Jacob Rochester, VMI (Semifinalist)
2014	Mitch Hanson, Liberty (Semifinalist)
	Christian Reyes, Charleston Southern (Semifinalist)

NATIONAL FOOTBALL FOUNDATION NATIONAL HONOR SOCIETY

2007	Brian Kepple, Coastal Carolina
	Anthony Franklin, Coastal Carolina
	Brad Poston, Coastal Carolina
	Jamar Leath, Coastal Carolina
	Sam Harper, Coastal Carolina
	Josh Hoke, Coastal Carolina
	Rodney Burgess, Coastal Carolina
	Tyler Thigpen, Coastal Carolina

NATIONAL FOOTBALL FOUNDATION NATIONAL HONOR SOCIETY (cont.)

2008	Nick Ellis, Charleston Southern
	C.J. Hirschman, Charleston Southern
	Ren McKinnon, Coastal Carolina
2009	Ryan Greiser, Liberty
	Mike Godsill, Liberty
	Jacob Rochester, VMI
	Justin Witzmann, Charleston Southern
2010	Ryan Ard, Charleston Southern
	Andrew McKain, Charleston Southern
	Matt Freeman, Presbyterian
	Jeff Santos, Stony Brook
	Chris Tyler, Stony Brook
2011	Matt Camire, Liberty
	Kyle O'Donnell, Liberty
	Soeren Wendland, Liberty
2012	Matt Bevins, Liberty
	Mike Larsson, Liberty
2014	Niccolo Mastromatteo, Coastal Carolina
	Jeffery Salley, Coastal Carolina
2015	Mo Ashley, Coastal Carolina
	Quinn Backus, Coastal Carolina
	Cody Craig, Coastal Carolina
	Chad Hamilton, Coastal Carolina
	Mitch Hanson, Liberty
	Kevin Hart, Coastal Carolina
	Brett Johnson, Coastal Carolina
	Christian Reyes, Charleston Southern
	Imir Sanders, Coastal Carolina
2016	Nathan Prater, Charleston Southern
	Alex Ross, Coastal Carolina
	Max Sommer, Liberty
	Chima Uzowihe, Liberty

VaSID ACADEMIC ALL-STATE TEAM

2004	Matt Sharpe, VMI
2007	Jacob Rochester, VMI
2008	Jacob Rochester, VMI
2009	Jacob Rochester, VMI
	Ryan Greiser, Liberty
2011	Pat Kelly, Liberty
2012	Pat Kelly, Liberty
2014	Mitch Hanson, Liberty

COLLEGE SPORTS JOURNAL ALL-ACADEMIC TEAM

2012	Kyle Essington, Stony Brook
	Scott Hyland, Liberty
	Pat Kelly, Liberty
	Niccolo Mastromatteo, Coastal Carolina

FCS ATHLETIC DIRECTORS ASSOCIATION HIGHEST APR AWARD

2009	Gardner-Webb
2010	Gardner-Webb
2011	Stony Brook
2012	Stony Brook
2013	Coastal Carolina
2014	Coastal Carolina
2015	Coastal Carolina

FCS ATHLETIC DIRECTORS ASSOCIATION MOST IMPROVED APR AWARD

2010	VMI
2011	Charleston Southern
2012	Gardner-Webb
2013	Charleston Southern
2014	Presbyterian
2015	Presbyterian



TYLER THIGPEN, Coastal Carolina
7th Round - 2007 (MIN)
(Vikings, Chiefs, Dolphins, Bills, Browns)



JEROME SIMPSON, Coastal Carolina
2nd Round - 2008 (CIN)
(Bengals, Vikings, 49ers)

NFL DRAFT PICKS

Tyler Thigpen, Coastal Carolina
Jerome Simpson, Coastal Carolina
Brian Johnston, Gardner-Webb
Rashad Jennings, Liberty
Josh Norman, Coastal Carolina
Justin Bethel, Presbyterian
Walt Aikens, Liberty
Lorenzo Taliaferro, Coastal Carolina
Matt Hazel, Coastal Carolina
Neal Sterling, Monmouth

YEAR (ROUND, SELECTION - TEAM)

2007 (7th round, 217th overall - Minnesota Vikings)
2008 (2nd round, 46th overall - Cincinnati Bengals)
2008 (7th round, 210th overall - Kansas City Chiefs)
2009 (7th round, 250th overall - Jacksonville Jaguars)
2012 (5th round, 143rd overall - Carolina Panthers)
2012 (6th round, 177th overall - Arizona Cardinals)
2014 (4th round, 125th overall - Miami Dolphins)
2014 (4th round, 138th overall - Baltimore Ravens)
2014 (6th round, 190th overall - Miami Dolphins)
2015 (7th round, 220th overall - Jacksonville Jaguars)

ACTIVE BIG SOUTH NFL PLAYERS

Walt Aikens, Liberty
Justin Bethel, Presbyterian
Kenny Cook, Gardner-Webb
Niko Davis, Liberty
Dobson Collins, Gardner-Webb
Jacob Hagen, Liberty
Matt Hazel, Coastal Carolina
Malcolm Jackson, Charleston Southern
Charles James, Charleston Southern
Rashad Jennings, Liberty
Dominique Jones, Liberty
John Lunsford, Liberty
Josh Norman, Coastal Carolina
Darrin Peterson, Liberty
Denzel Rice, Coastal Carolina
Shaquille Riddick, Gardner-Webb
Jerome Simpson, Coastal Carolina
Neal Sterling, Monmouth
Lorenzo Taliaferro, Coastal Carolina
Mike Tolbert, Coastal Carolina
Hakeem Valles, Monmouth

CURRENT TEAM (HOW ACQUIRED)

Miami Dolphins (drafted 4th round, 125th overall - 2014)
Arizona Cardinals (drafted 6th round, 177th overall - 2012)
Kansas City Chiefs (signed as undrafted free agent - 2015)
Kansas City Chiefs (signed as free agent - 2016)
Baltimore Ravens (signed as free agent - 2016)
Pittsburgh Steelers (signed to reserve/futures contract - 2016)
Miami Dolphins (drafted 6th round, 190th overall - 2014)
Kansas City Chiefs (signed as free agent - 2016)
Houston Texans (claimed off waivers - 2015)
New York Giants (signed as free agent - 2014)
Miami Dolphins (signed to reserve/futures contract - 2016)
San Francisco 49ers (signed as undrafted free agent - 2016)
Washington Redskins (signed as free agent - 2016)
Chicago Bears (signed as undrafted free agent - 2016)
Philadelphia Eagles (signed as undrafted free agent - 2015)
Arizona Cardinals (drafted 5th round, 158th overall - 2015)
San Francisco 49ers (signed as free agent - 2015)
Jacksonville Jaguars (drafted 7th round, 220th overall - 2015)
Baltimore Ravens (drafted 4th round, 138th overall - 2014)
Carolina Panthers (signed as free agent - 2012)
Arizona Cardinals (signed as undrafted free agent - 2016)


as of August 8, 2016



BRIAN JOHNSTON, Gardner-Webb
7th Round - 2008 (KC)
(Chiefs, Dolphins)



RASHAD JENNINGS, Liberty
7th Round - 2009 (JAC)
(Jaguars, Raiders, Giants)



JOSH NORMAN, Coastal Carolina
5th Round - 2012 (CAR)
(Panthers, Redskins)



JUSTIN BETHEL, Presbyterian
6th Round - 2012 (AZ)
(Cardinals)



WALT AIKENS, Liberty
4th Round - 2014 (MIA)
(Dolphins)




LORENZO TALIAFERRO, Coastal Carolina
4th Round - 2014 (BAL)
(Ravens)



MATT HAZEL, Coastal Carolina
6th Round - 2014 (MIA)
(Dolphins)




NEAL STERLING, Monmouth
7th Round - 2015 (JAC)
(Jaguars)




JIM MAXWELL, Gardner-Webb
Undrafted Free Agent - 2004
(Giants, 49ers, Dolphins, Bengals)



SAM GADO, Liberty
Undrafted Free Agent - 2005
(6 NFL Teams)



QUINTON TEAL, Coastal Carolina
Undrafted Free Agent - 2007
(Panthers, Chargers)



MIKE TOLBERT, Coastal Carolina
Undrafted Free Agent - 2008
(Chargers, Panthers)



VINCE REDD, Liberty
Undrafted Free Agent - 2008
(Patriots, Chiefs)



MAURICE SIMPKINS, Coastal Carolina
Undrafted Free Agent - 2010
(Packers, Rams)



MIKE BROWN, Liberty
Undrafted Free Agent - 2012
(Jaguars, Panthers)



CHRIS SUMMERS, Liberty
Undrafted Free Agent - 2012
(Bears, Vikings, Bills)



DOMINIQUE JONES, Liberty
Undrafted Free Agent - 2012
(8 NFL Teams)



MIGUEL MAYSONET, Stony Brook
Undrafted Free Agent - 2013
(7 NFL Teams)



CHARLES JAMES, Charleston Southern
Undrafted Free Agent - 2013
(Giants, Texans, Ravens)



MICHAEL BAMIRO, Stony Brook
Undrafted Free Agent - 2013
(Eagles, Giants)



KEVIN FOGG, Liberty
Undrafted Free Agent - 2014
(Dolphins, Steelers)



JACOB HAGEN, Liberty
Undrafted Free Agent - 2015
(Rams, Steelers)



NIKO DAVIS, Liberty
Undrafted Free Agent - 2015
(Steelers, Chiefs)



SHAQUILLE RIDDICK, Gardner-Webb
5th Round - 2015
(Cardinals)



DENZEL RICE, Coastal Carolina
Undrafted Free Agent - 2015
(Eagles)

ALL-TIME PRESEASON FOOTBALL POLLS

2002 Team (first-place votes)	Points
1. Gardner-Webb (5).....	28
2. Elon (3).....	24
3. Liberty.....	14
4. Charleston Southern.....	11

2003 Team (first-place votes)	Points
1. Gardner-Webb (9).....	48
2. Liberty (1).....	36
3. VMI.....	34
4. Charleston Southern.....	17
5. Coastal Carolina.....	15

2004 Team (first-place votes)	Points
1. Gardner-Webb (9).....	46
2. Liberty.....	33
3. VMI.....	30
4. Coastal Carolina (1).....	28
5. Charleston Southern.....	13

2005 Team (first-place votes)	Points
1. Coastal Carolina (11).....	73
2. Liberty (3).....	57
3. Gardner-Webb (2).....	56
4. VMI.....	29
5. Charleston Southern.....	25

2006 Team (first-place votes)	Points
1. Coastal Carolina (15).....	90
2. Charleston Southern.....	61
3. Gardner-Webb (1).....	59
4. Liberty (3).....	30
5. VMI.....	25

2007 Team (first-place votes)	Points
1. Liberty (12).....	87
2. Coastal Carolina (7).....	79
3. Gardner-Webb (1).....	63
4. Charleston Southern.....	43
5. VMI.....	28

2008 Team (first-place votes)	Points
1. Liberty (12).....	77
2. Coastal Carolina.....	58
3. Gardner-Webb.....	52
4. Stony Brook.....	38
5. Charleston Southern (1).....	30
6. VMI.....	18

2009 Team (first-place votes)	Points
1. Liberty (10).....	109
2. Stony Brook (4).....	87
3. Coastal Carolina (1).....	83
4. Gardner-Webb (1).....	77
5. Charleston Southern (1).....	56
6. VMI.....	39
7. Presbyterian College.....	25

2010 Team (first-place votes)	Points
1. Liberty (13).....	103
2. Stony Brook (1).....	81
3. Coastal Carolina.....	68
4. Charleston Southern (1).....	65
5. Gardner-Webb.....	54
6. VMI.....	31
7. Presbyterian College.....	18

2011 Team (first-place votes)	Points
1. Liberty (15).....	123
2. Stony Brook (2).....	104
3. Coastal Carolina (1).....	96
T-4. Charleston Southern.....	59
T-4. Gardner-Webb.....	59
6. VMI.....	42
7. Presbyterian College.....	21

2012 Team (first-place votes)	Points
1. Stony Brook (15).....	123
2. Liberty (3).....	108
3. Coastal Carolina.....	74
4. Presbyterian College.....	69
5. Gardner-Webb.....	65
6. VMI.....	38
7. Charleston Southern.....	27

2013 Team (first-place votes)	Points
1. Coastal Carolina (9).....	84
2. Liberty (6).....	80
3. Gardner-Webb.....	58
4. Charleston Southern.....	39
T-5. VMI.....	27
T-5. Presbyterian College.....	27

2014 Team (first-place votes)	Points
1. Coastal Carolina (14).....	104
2. Liberty (4).....	92
3. Charleston Southern.....	65
4. Gardner-Webb.....	58
5. Monmouth.....	32
6. Presbyterian College.....	27

2015 Team (first-place votes)	Points
1. Coastal Carolina (15).....	139
2. Liberty (6).....	129
3. Charleston Southern.....	106
4. Presbyterian College.....	72
5. Gardner-Webb.....	57
6. Monmouth.....	53
7. Kennesaw State.....	32

2016 Team (first-place votes)	Points
1. Charleston Southern (16).....	106
2. Liberty (1).....	86
3. Kennesaw State (1).....	68
4. Monmouth.....	47
5. Gardner-Webb.....	40
6. Presbyterian College.....	31

From 2002-04, head coaches and SIDs voted on the preseason poll. Beginning in 2005, a media panel joined the preseason voting. In 2008, the SIDs no longer voted on preseason or postseason honors.

ALL-TIME PRESEASON PLAYERS OF THE YEAR

Preseason Offensive Player of the Year

2003	Dre Barnes, Jr., RB, Liberty
2004	Dre Barnes, Sr., RB, Liberty
2005	Collin Drafts, Jr., QB, Charleston Southern
	Patrick Hall, Sr., RB, Coastal Carolina
2006	Collin Drafts, Sr., QB, Charleston Southern
2007	Jerome Simpson, Sr., WR, Coastal Carolina
2008	Rashad Jennings, R-Sr., RB, Liberty
2009	Tim Maypray, Sr., QB, VMI
2010	Mike Brown, R-Jr., QB, Liberty
2011	Mike Brown, R-Sr., QB, Liberty
2012	Miguel Maysonet, Sr., RB, Stony Brook
2013	Matt Hazel, Sr., WR, Coastal Carolina
2014	Alex Ross, R-Jr., QB, Coastal Carolina
2015	Alex Ross, R-Sr., QB, Coastal Carolina
2016	Darius Hammond, Sr., RB, Charleston Southern

Preseason Defensive Player of the Year

2003	Mario Williams, Jr., FS, Gardner-Webb
2004	Mario Williams, Sr., FS, Gardner-Webb
2005	Kelvin McIver, Sr., DL, Coastal Carolina
2006	Jada Ross, R-Jr., LB, Charleston Southern
2007	Brian Johnston, Sr., DE, Gardner-Webb
2008	Mario Brown, Sr., LB, Gardner-Webb
2009	Jeffery Williams, Jr., LB, Gardner-Webb
2010	Marty Patterson, Sr., LB, Gardner-Webb
2011	Andrae Jacobs, Jr., LB, Coastal Carolina
2012	Charles James, R-Sr., DB, Charleston Southern
2013	Quinn Backus, Jr., LB, Coastal Carolina
2014	Quinn Backus, Sr., LB, Coastal Carolina
2015	O.J. Mau, Sr., DL, Gardner-Webb
2016	Anthony Ellis, Jr., DL, Charleston Southern

ALL-TIME PRESEASON ALL-CONFERENCE TEAMS

2003

OFFENSE	DEFENSE
QB Darren Swiggett, CSU	DL Johnathan West, CSU
RB Chris Foster, GWU	DL Jason Threat, GWU
RB Dre Barnes, LU	DL Aaron DeBerry, LU
WR Don Phillips, CSU	DL Vicheal Foxx, VMI
WR William Andrews, GWU	LB Jim Maxwell, GWU
WR Darin Bradford, GWU	LB Keppy Baucom, GWU
WR Greg Carlson, VMI	LB Kendrick Howard, LU
TE Stephen Knorr, GWU	LB Derrick Screen, VMI
OL Bryce Gregory, CSU	DB Kijana Thomas, CSU
OL Jerry Gass, GWU	DB Mario Williams, GWU
OL Jamie Pridgen, GWU	DB Jensen Turner, GWU
OL Ryan Smith, GWU	DB Musa Sarki, VMI
OL Sam Brown, VMI	

SPECIAL TEAMS

PK Matt Sharpe, VMI	P Graham Whitlock, GWU
LS Jake Neal, GWU	RS Josh Hubbard, GWU
LS Sam Brown, VMI	

2004

OFFENSE	DEFENSE
QB Nick Roberts, GWU	DL Adam DeGraffenreid, CSU
RB Dre Barnes, LU	DL Adrain Grady, CCU
RB Sean Mizzer, VMI	DL Harold Wells, GWU
WR Austin Gaines, GWU	DL Seth Reichert, LU
WR Lauren Williams, LU	LB Bowe Butler, CSU
WR Zohn Burden, VMI	LB Maurice Simpkins, CCU
WR Gary Price, VMI	LB Keppy Baucom, GWU
TE Stephen Knorr, GWU	LB Todd Baldwin, VMI
OL Bryce Gregory, CSU	DB Kijana Thomas, CSU
OL Nick Johnson, CCU	DB Mario Williams, GWU
OL Ryan Smith, GWU	DB C.J. Moore, LU
OL Sean Boyle, LU	DB Robert Mason, VMI
OL Jeremy Ward, VMI	

SPECIAL TEAMS

PK Hunter Smith, GWU	P Graham Whitlock, GWU
LS Jake Neal, GWU	RS Kijana Thomas, CSU

All-Time Preseason Big South All-Conference



2005	
OFFENSE	DEFENSE
QB Collin Drafts, CSU	DL Kelvin McIver, CCU
RB Patrick Hall, CCU	DL Brandon Schweitzer, GWU
RB Sean Mizzer, VMI	DL Vicheal Foxx, VMI
WR Kory Alston, GWU	DL Adam DeGraffenreid, CSU
WR Zohn Burden, VMI	LB Maurice Simpkins, CCU
WR Jerome Simpson, CCU	LB Keppy Baucom, GWU
TE Bryan Meers, CSU	LB Justin Huggard, VMI
OL Antwon Trice, CCU	LB Manny Rojas, LU
OL Markus Ferguson, LU	DB Robert Mason, VMI
OL C.J. Brown, GWU	DB Quinton Teal, CCU
OL Kevin Inge, LU	DB C.J. Moore, LU
OL Jeremy Ward, VMI	DB Tavares Shorter, CSU
SPECIAL TEAMS	
PK Josh Hoke, CCU	P Noah Crouch, LU
LS Matt Skeen, GWU	RS Sean Mizzer, VMI

2006	
OFFENSE	DEFENSE
QB Collin Drafts, CSU	DL Brian Johnston, GWU
RB Zach Terrell, LU	DL Jason Horn, LU
RB Aundres Perkins, CCU	DL Adrain Grady, CCU
WR Maurice Price, CSU	DL Eric Hall, VMI
WR Duvaughn Flagler, GWU	LB Jada Ross, CSU
WR Jerome Simpson, CCU	LB Jamar Leath, CCU
TE Chris Luck, LU	LB Manny Rojas, LU
OL Demario Deese, GWU	LB J.P. Weaver, GWU
OL Brad Poston, CCU	DB Quinton Teal, CCU
OL Brian Kepple, CCU	DB Daniel Cooke, GWU
OL Kris King, GWU	DB Patrick Calvary, LU
OL Ricky Howell, CSU	DB C.J. Hirschman, CSU
SPECIAL TEAMS	
PK Josh Hoke, CCU	P Michael Hanna, GWU
LS Matt Skeen, GWU	RS Kory Alston, GWU

2007	
OFFENSE	DEFENSE
QB Brock Smith, LU	DL Brian Johnston, GWU
RB Rashad Jennings, LU	DL Dennis Justiniani, CSU
RB Zach Terrell, LU	DL Adrain Grady, CCU
WR Jerome Simpson, CCU	DL Steven Ackley, LU
WR Duvaughn Flagler, GWU	LB Mario Brown, GWU
WR Brandon Turner, LU	LB Jada Ross, CSU
TE Chris Luck, LU	LB Stevie Ray Lloyd, LU
OL Stephen Gene, LU	LB Mike Pavelko, GWU
OL Demario Deese, GWU	DB C.J. Hirschman, CSU
OL Rick Howell, CSU	DB Daniel Cooke, GWU
OL Robert Brown, VMI	DB Ryan Greiser, LU
OL Eddie Pinigis, LU	DB Okeba Rollinson, CSU
SPECIAL TEAMS	
PK Nick Ellis, CSU	P Michael Hanna, GWU
LS David McCarthy, GWU	RS Wynton Jackson, LU

2008	
OFFENSE	DEFENSE
QB Brock Smith, LU	DL Colin Dugan, LU
RB Rashad Jennings, LU	DL Phillip Oboh, CCU
RB Conte Cuttino, SBU	DL Adam Soivilien, SBU
WR Dee Brown, CSU	DL Jake Killeen, CSU
WR Lynell Suggs, SBU	LB Mario Brown, GWU
WR Dobson Collins, GWU	LB Nick Hursky, LU
TE Scott Fambrough, CCU	LB D.J. Rice, CCU
OL Demario Deese, GWU	LB Josh Mitchell, CSU
OL Britt Leggett, CCU	DB Marrio Norman, CCU
OL Mike Godsil, LU	DB Cedric McGowan, GWU
OL Britt Stone, LU	DB Daniel Cooke, GWU
OL Alex Bragg, CSU	DB Patrick Calvary, LU
SPECIAL TEAMS	
PK Luke Gaddis, SBU	P Michael Hanna, GWU
LS Dan Pope, LU	KR Tim Maypray, VMI
PR Dobson Collins, GWU	

2009	
OFFENSE	DEFENSE
QB Tim Maypray, VMI	DL Phillip Oboh, CCU
QB Zach MacDowall, CCU	DL Jordan Woods, GWU
RB Edwin Gowins, SBU	DL Trey Jacobs, LU
RB Conte Cuttino, SBU	DL Quinon Isom, GWU
WR Gerald Stevenson, CSU	LB Jeffery Williams, GWU
WR James Perry III, GWU	LB Mario Brown, GWU
WR Tyson Petty, GWU	LB Tyler Santucci, SBU
TE Josh Miller, GWU	LB Andrew McKain, CSU
OL Corey O'Daniel, GWU	DB Cedric McGowan, GWU
OL Josh Weaver, LU	DB Chris Richards, SBU
OL George Handler, VMI	DB Chris Rocco, LU
OL Bryan Mosier, LU	DB Tim Torrence, LU
OL Ryan Boehm, CCU	
SPECIAL TEAMS	
PK Ryan Gates, GWU	P Ben Erdman, CCU
LS Andrew McKain, CSU	KR Gerald Stevenson, CSU
PR Tim Maypray, VMI	

2010	
OFFENSE	DEFENSE
QB Mike Brown, LU	DL Joel Walton, CSU
RB Edwin Gowins, SBU	DL Asa Chapman, LU
RB Patrick Hall, GWU	DL Josh Wine, VMI
WR Gerald Stevenson, CSU	DL Quinton Davis, CCU
WR James Perry III, GWU	LB Marty Patterson, GWU
WR Chris Summers, LU	LB Jeffery Williams, GWU
TE David Duran, CCU	LB Doncel Bolt, LU
OL Corey O'Daniel, GWU	LB Emilio Calvin, VMI
OL Paul Fenaroli, SBU	DB Josh Norman, CCU
OL Alex Stadler, LU	DB Cedric McGowan, GWU
OL Jordan Lancaster, CSU	DB Brent Vinson, LU
OL Jamie Dunaway, GWU	DB Kajuan Lee, LU
	DB Chris Kuzdale, CSU
SPECIAL TEAMS	
PK Matt Bevins, LU	P Marc Ray, VMI
LS Daniel Bonifas, CCU	KR Tyson Petty, GWU
PR Gerald Stevenson, CSU	

2011	
OFFENSE	DEFENSE
QB Mike Brown, LU	DL Asa Chapman, LU
RB Brock Jackolski, SBU	DL Preston Pemasa, GWU
RB Miguel Maysonet, SBU	DL Matt Goods, GWU
WR Chris Summers, LU	DL Ryan Haber, SBU
WR James Perry III, GWU	LB Andrae Jacobs, CCU
WR Matt Brevi, SBU	LB Marty Patterson, GWU
TE David Duran, CCU	LB A.J. Gross, VMI
OL Jamey Cheatwood, CCU	LB Craig Richardson, SBU
OL Jamie Dunaway, GWU	DB Josh Norman, CCU
OL Malcolm Boyd, LU	DB Charles James, CSU
OL Levi McFatter, CSU	DB Justin Bethel, PC
OL Max Travis, PC	DB Byron Allen, VMI
SPECIAL TEAMS	
PK Matt Bevins, LU	P Mike Larsson, LU
LS Hudson Smith, GWU	KR Brock Jackolski, SBU
PR B.J. Hayes, LU	

2012	
OFFENSE	DEFENSE
QB Kyle Essington, SBU	DL Preston Pemasa, GWU
RB Miguel Maysonet, SBU	DL Matt Goods, GWU
RB Kenny Little, GWU	DL Francis Bah, LU
WR Nathan Perera, CSU	DL Chris Thomas, CCU
WR Matt Hazel, CCU	LB Andrae Jacobs, CCU
WR Pat Kelly, LU	LB Jawara Dudley, SBU
TE David Duran, CCU	LB Nick Sigmon, LU
OL Jamie Dunaway, GWU	LB Donelle Williams, PC
OL Malcolm Boyd, LU	DB Charles James, CSU
OL Jamey Cheatwood, CCU	DB Walt Aikens, LU
OL Steve Demilio, GWU	DB Kevin Fogg, LU
OL Michael Bamiro, SBU	DB Dominick Reyes, SBU
SPECIAL TEAMS	
PK Wesley Skiffington, SBU	P Patrick Morgano, PC
LS Richard Wright, LU	KR Kevin Fogg, LU
PR Niccolo Mastromatteo, CCU	

2013	
OFFENSE	DEFENSE
QB Josh Woodrum, LU	DL Preston Pemasa, GWU
RB Teddy Allen, CSU	DL Matt Goods, GWU
RB Lorenzo Taliaferro, CCU	DL Cory Freeman, LU
WR Matt Hazel, CCU	DL Francis Bah, LU
WR Kenny Cook, GWU	LB Quinn Backus, CCU
WR N. Mastromatteo, CCU	LB Tanner Burch, GWU
TE Seth Cranfill, GWU	LB Nick Sigmon, LU
OL Chad Hamilton, CCU	LB Mike McClure, CCU
OL Jamey Cheatwood, CCU	DB Walt Aikens, LU
OL Hunter Steward, LU	DB Elijah Lee, CSU
OL Will Lucas, VMI	DB Kevin Fogg, LU
OL Drew Herring, CCU	DB Johnnie Houston, CCU
SPECIAL TEAMS	
PK John Lunsford, LU	P Grant Bowden, LU
LS Hudson Smith, GWU	KR J.J. Hubbard, LU
LS Richard Wright, LU	PR N. Mastromatteo, CCU

2014	
OFFENSE	DEFENSE
QB Alex Ross, CCU	DL O.J. Mau, GWU
RB Christian Reyes, CSU	DL Chima Uzowihe, LU
RB Juane Blount, GWU	DL Calvin Hollenhorst, CCU
WR Kenny Cook, GWU	DL Dylan Black, CSU
WR Darrin Peterson, LU	LB Quinn Backus, CCU
WR Tobi Antigha, PC	LB Nick Sigmon, LU
TE Mike Estes, GWU	LB Tanner Burch, GWU
OL Chad Hamilton, CCU	LB Chad Jeter, GWU
OL Jonathan Burgess, LU	DB Jacob Hagen, LU
OL Greg Ray, LU	DB Richie Sampson, CCU
OL Clayton Truitt, CSU	DB Demaris Freeman, CSU
OL Mitch Hanson, LU	DB Denzel Rice, CCU
SPECIAL TEAMS	
PK Alex Catron, CCU	P Austin Cain, CCU
LS Cannon Jordan, PC	KR Devin Brown, CCU
PR Jeremiah McKie, PC	

2015	
OFFENSE	DEFENSE
QB Alex Ross, CCU	DL O.J. Mau, GWU
RB De'Angelo Henderson, CCU	DL Chima Uzowihe, LU
RB D.J. Abnar, LU	DL Roderick Holder, CCU
WR Darrin Peterson, LU	DL Calvin Hollenhorst, CCU
WR Bruce Mapp, CCU	LB Donelle Williams, PC
WR John Israel, CCU	LB Aaron Brown, CSU
TE Mike Estes, GWU	LB Aaron Cook, GWU
OL Jonathan Burgess, LU	LB John Siczkowski, MU
OL Erik Austell, CSU	DB Mike Basile, MU
OL Max Sommer, LU	DB Ed Britt, PC
OL Voghens Larrieux, CCU	DB Ivan Toomer, GWU
OL Alex Thompson, MU	DB Troy McGowens, CSU
SPECIAL TEAMS	
PK John Lunsford, LU	P Trey Turner, LU
LS Hunter Winstead, LU	KR Devin Brown, CCU
PR Darius Hammond, CSU	

2016	
OFFENSE	DEFENSE
QB Trey White, KSU	DL Anthony Ellis, CSU
RB Darius Hammond, CSU	DL Darnell Leslie, MU
RB Darrell Bridges, PC	DL JaRon Greene, LU
WR Zac Parker, LU	DL Obinna Ntiasagwe, PC
WR Darren Ambush, MU	LB Chad Geter, GWU
WR Justin Sumpter, KSU	LB Solomon Brown, CSU
TE Joseph Purter, PC	LB Aaron Cook, GWU
OL Erik Austell, CSU	LB Payton Minnich, MU
OL Malik Letatau, KSU	DB Mike Basile, MU
OL Jackson Williamson, CSU	DB Troy McGowens, CSU
OL Alex Thompson, MU	DB Taylor Henkle, KSU
OL Caleb Smith, GWU	DB Chris Turner, LU
SPECIAL TEAMS	
PK Matt White, MU	P Trey Turner, LU
LS Joseph Smith, CSU	KR Darius Hammond, CSU
PR Darius Hammond, CSU	

RUSHING YARDS

		GP	YARDS
2002	Dre Barnes, Liberty	11	1,304
2003	Dre Barnes, Liberty	12	1,347
2004	Patrick Hall, Coastal Carolina	11	1,107
2005	Andre Copeland, Charleston Southern	11	721
2006	Sean Mizzer, VMI	11	1,022
2007	Howard Abegesah, VMI	11	1,121
2008	Rashad Jennings, Liberty	11	1,500
2009	Howard Abegesah, VMI	11	964
2010	Miguel Maysonet, Stony Brook	11	1,128
2011	Miguel Maysonet, Stony Brook	13	1,633
2012	MIGUEL MAYSONET, Stony Brook	13	1,964
2013	Lorenzo Taliaferro, Coastal Carolina	15	1,729
2014	De'Angelo Henderson, Coastal Carolina	14	1,534
2015	De'Angelo Henderson, Coastal Carolina	12	1,346

RUSHING YARDS PER GAME

		GP	ATT	YARDS	YPC	AVG/G
2002	Dre Barnes, Liberty	11	221	1,304	5.9	118.5
2003	Dre Barnes, Liberty	12	229	1,347	5.9	112.2
2004	Patrick Hall, Coastal Carolina	11	155	1,107	7.1	100.6
2005	Andre Copeland, Charleston Southern	11	158	721	4.6	65.5
2006	Sean Mizzer, VMI	11	209	1,022	4.9	92.9
2007	Rashad Jennings, Liberty	11	191	1,113	5.8	123.7
2008	Rashad Jennings, Liberty	11	263	1,500	5.7	136.4
2009	Edwin Gowins, Stony Brook	10	145	890	6.1	89.0
2010	Miguel Maysonet, Stony Brook	11	176	1,128	6.4	102.5
2011	Miguel Maysonet, Stony Brook	13	252	1,633	6.5	125.6
2012	MIGUEL MAYSONET, Stony Brook	13	267	1,964	7.4	151.1
2013	Lorenzo Taliaferro, Coastal Carolina	15	276	1,729	6.3	115.3
2014	De'Angelo Henderson, Coastal Carolina	14	234	1,534	6.6	109.6
2015	De'Angelo Henderson, Coastal Carolina	12	222	1,346	6.1	112.2

RUSHING TOUCHDOWNS

		GP	TD
2002	Rashad Palmer, Elon	11	9
2003	Aundres Perkins, Coastal Carolina	9	14
	Eugene Goodman, Liberty	11	14
2004	Patrick Hall, Coastal Carolina	11	13
2005	Aundres Perkins, Coastal Carolina	11	12
2006	Zach Terrell, Liberty	11	13
2007	Rashad Jennings, Liberty	9	15
2008	Rashad Jennings, Liberty	11	17
2009	Patrick Hall, Gardner-Webb	10	12
2010	Miguel Maysonet, Stony Brook	11	12
2011	Brock Jackolski, Stony Brook	13	16
2012	Miguel Maysonet, Stony Brook	13	21
2013	LORENZO TALIAFERRO, Coastal Carolina	15	27
2014	De'Angelo Henderson, Coastal Carolina	14	20
2015	De'Angelo Henderson, Coastal Carolina	12	16

PASS COMPLETIONS

		GP	CMP	ATT
2002	Jeremy Martin, Gardner-Webb	10	193	326
2003	Nick Roberts, Gardner-Webb	12	203	338
2004	Collin Drafts, Charleston Southern	10	212	340
2005	Collin Drafts, Charleston Southern	11	217	356
2006	Collin Drafts, Charleston Southern	11	223	319
2007	Brock Smith, Liberty	11	150	245
2008	Tribble Reese, Charleston Southern	12	189	310
2009	Stan Doolittle, Gardner-Webb	11	215	347
2010	Mike Brown, Liberty	11	223	351
2011	Mike Brown, Liberty	10	196	299
2012	Aramis Hillary, Coastal Carolina	12	226	352
2013	Alex Ross, Coastal Carolina	14	232	358
2014	ALEX ROSS, Coastal Carolina	14	271	422
2015	Josh Woodrum, Liberty	11	242	390

PASS COMPLETION PCT (min. 200 attempts)

		GP	ATT	CMP	PCT	TD	INT
2002	Jeremy Martin, Gardner-Webb	10	326	193	59.2	17	4
2003	Nick Roberts, Gardner-Webb	12	338	203	60.1	20	12
2004	Collin Drafts, Charleston Southern	10	340	212	62.4	21	8
2005	Nick Roberts, Gardner-Webb	11	308	195	63.3	16	16
2006	COLLIN DRAFTS, Charleston Southern	11	319	223	69.9	21	14
2007	Brock Smith, Liberty	11	245	150	61.2	19	7
2008	Brock Smith, Liberty	12	278	179	64.4	19	6
2009	Tommy Beecher, Liberty	10	227	154	67.8	9	5
2010	Mike Brown, Liberty	11	351	223	63.5	23	11
2011	Mike Brown, Liberty	10	299	196	65.6	18	10
2012	Josh Woodrum, Liberty	11	267	183	68.5	11	9
2013	Alex Ross, Coastal Carolina	14	358	232	64.8	26	9
2014	Alex Ross, Coastal Carolina	14	422	271	64.2	20	7
2015	Alex Ross, Coastal Carolina	12	346	231	66.8	21	7

PASSING YARDAGE

		GP	YARDS
2002	Jeremy Martin, Gardner-Webb	10	2,166
2003	Jonathan Wilson, VMI	12	2,260
2004	Collin Drafts, Charleston Southern	10	2,532
2005	Collin Drafts, Charleston Southern	11	2,594
2006	Tyler Thigpen, Coastal Carolina	12	3,296
2007	Brock Smith, Liberty	11	2,226
2008	Brock Smith, Liberty	12	2,620
2009	Stan Doolittle, Gardner-Webb	11	2,268
2010	Mike Brown, Liberty	11	2,956
2011	Mike Brown, Liberty	10	2,664
2012	Aramis Hillary, Coastal Carolina	12	2,665
2013	Alex Ross, Coastal Carolina	14	3,093
2014	ALEX ROSS, Coastal Carolina	14	3,389
2015	Alex Ross, Coastal Carolina	12	3,009

PASSING YARDAGE PER GAME

		GP	YARDS	AVG/G
2002	Jeremy Martin, Gardner-Webb	10	2,166	216.6
2003	Jonathan Wilson, VMI	12	2,260	188.3
2004	Collin Drafts, Charleston Southern	10	2,532	253.2
2005	Collin Drafts, Charleston Southern	11	2,594	235.8
2006	TYLER THIGPEN, Coastal Carolina	12	3,296	274.7
2007	Brock Smith, Liberty	11	2,226	202.4
2008	Brock Smith, Liberty	12	2,620	218.3
2009	Stan Doolittle, Gardner-Webb	11	2,268	206.2
2010	Mike Brown, Liberty	11	2,956	268.7
2011	Mike Brown, Liberty	10	2,664	266.4
2012	Lucas Beatty, Gardner-Webb	11	2,483	225.7
2013	Alex Ross, Coastal Carolina	14	3,093	220.9
2014	Josh Woodrum, Liberty	12	2,947	245.6
2015	Josh Woodrum, Liberty	11	2,772	252.0

TOUCHDOWN PASSES

		GP	TD
2002	Jeremy Martin, Gardner-Webb	10	17
2003	Nick Roberts, Gardner-Webb	12	20
2004	Collin Drafts, Charleston Southern	10	21
2005	Collin Drafts, Charleston Southern	11	20
2006	TYLER THIGPEN, Coastal Carolina	12	29
2007	Brock Smith, Liberty	11	19
2008	Tribble Reese, Charleston Southern	12	23
2009	Michael Coulter, Stony Brook	11	15
2010	Mike Brown, Liberty	11	23
2011	Kyle Essington, Stony Brook	13	20
2012	Kyle Essington, Stony Brook	12	23
2013	Alex Ross, Coastal Carolina	14	26
2014	Alex Ross, Coastal Carolina	14	20
2015	Alex Ross, Coastal Carolina	12	21

PASSING EFFICIENCY

		GP	EFFIC
2002	Jeremy Martin, Gardner-Webb	10	129.8
2003	Jonathan Wilson, VMI	12	128.9
2004	Collin Drafts, Charleston Southern	10	140.6
2005	Collin Drafts, Charleston Southern	11	135.6
2006	Tyler Thigpen, Coastal Carolina	12	167.4
2007	Brock Smith, Liberty	11	157.4
2008	Brock Smith, Liberty	12	161.8
2009	Tommy Beecher, Liberty	10	139.4
2010	Mike Brown, Liberty	11	149.6
2011	Kyle Essington, Stony Brook	13	162.7
2012	KYLE ESSINGTON, Stony Brook	12	171.0
2013	Alex Ross, Coastal Carolina	14	156.3
2014	Josh Woodrum, Liberty	12	147.6
2015	Alex Ross, Coastal Carolina	12	155.8

TOTAL OFFENSIVE YARDS

		GP	PLYS	YARDS
2002	Jeremy Martin, Gardner-Webb	10	440	2,527
2003	Nick Roberts, Gardner-Webb	12	475	2,585
2004	Nick Roberts, Gardner-Webb	11	469	2,773
2005	Collin Drafts, Charleston Southern	11	478	2,772
2006	Tyler Thigpen, Coastal Carolina	12	452	3,952
2007	Brock Smith, Liberty	11	277	2,265
2008	Brock Smith, Liberty	12	316	2,707
2009	Stan Doolittle, Gardner-Webb	11	454	2,577
2010	Mike Brown, Liberty	11	511	3,810
2011	Mike Brown, Liberty	10	429	3,101
2012	Aramis Hillary, Coastal Carolina	12	482	3,232
2013	Alex Ross, Coastal Carolina	14	477	3,633
2014	ALEX ROSS, Coastal Carolina	14	576	4,080
2015	Alex Ross, Coastal Carolina	12	436	3,218

All-Time Statistical Leaders - Individual



TOTAL OFFENSE PER GAME				GP	PLY	YARDS	AVG/G
2002	Jeremy Martin, Gardner-Webb	10	440	2,527	252.7		
2003	Nick Roberts, Gardner-Webb	12	475	2,585	215.4		
2004	Collin Drafts, Charleston Southern	10	429	2,652	265.2		
2005	Collin Drafts, Charleston Southern	11	478	2,772	252.0		
2006	Tyler Thigpen, Coastal Carolina	12	452	3,952	329.3		
2007	Brock Smith, Liberty	11	277	2,265	205.9		
2008	Brock Smith, Liberty	12	316	2,707	225.6		
2009	Stan Doolittle, Gardner-Webb	11	454	2,577	234.3		
2010	MIKE BROWN, Liberty	11	511	3,810	346.4		
2011	Mike Brown, Liberty	10	429	3,101	310.1		
2012	Aramis Hillary, Coastal Carolina	12	482	3,232	269.3		
2013	Alex Ross, Coastal Carolina	14	477	3,633	259.5		
2014	Alex Ross, Coastal Carolina	14	576	4,080	291.4		
2015	Alex Ross, Coastal Carolina	12	436	3,218	268.2		

RECEPTIONS				GP	REC
2002	William Andrews, Jr., Gardner-Webb	10	45		
	Aaron Dunklin, Charleston Southern	12	45		
2003	Aaron Dunklin, Charleston Southern	12	79		
2004	Eddie Gadson, Charleston Southern	10	69		
2005	Maurice Price, Charleston Southern	8	72		
2006	MAURICE PRICE, Charleston Southern	11	103		
2007	Dee Brown, Charleston Southern	11	69		
2008	Dobson Collins, Gardner-Webb	11	76		
2009	James Perry III, Gardner-Webb	11	61		
2010	Chris Summers, Liberty	10	76		
2011	Chris Summers, Liberty	11	64		
2012	Pat Kelly, Liberty	11	80		
2013	Kenny Cook, Gardner-Webb	12	76		
2014	Darrin Peterson, Liberty	14	85		
2015	Darrin Peterson, Liberty	10	68		

RECEIVING YARDS				GP	REC	YARDS
2002	Aaron Dunklin, Charleston Southern	12	45	723		
2003	Aaron Dunklin, Charleston Southern	12	79	1,025		
2004	Eddie Gadson, Charleston Southern	10	69	792		
2005	Maurice Price, Charleston Southern	8	72	1,043		
2006	Jerome Simpson, Coastal Carolina	12	61	1,077		
2007	Dee Brown, Charleston Southern	11	69	898		
2008	Dominic Bolden, Liberty	12	56	1,056		
2009	James Perry III, Gardner-Webb	11	61	749		
2010	Chris Summers, Liberty	10	76	1,081		
2011	Chris Summers, Liberty	11	64	1,014		
2012	KEVIN NORRELL, Stony Brook	13	66	1,388		
2013	Kenny Cook, Gardner-Webb	12	76	1,008		
2014	Darrin Peterson, Liberty	14	85	1,379		
2015	Darrin Peterson, Liberty	10	68	906		

TOUCHDOWN RECEPTIONS				GP	TD
2002	William Andrews, Jr., Gardner-Webb	10	8		
2003	William Andrews, Jr., Gardner-Webb	12	13		
2004	Eddie Gadson, Charleston Southern	10	9		
2005	Duvuaghn Flagler, Gardner-Webb	11	13		
2006	JEROME SIMPSON, Coastal Carolina	12	16		
2007	Jerome Simpson, Coastal Carolina	11	11		
2008	Dobson Collins, Gardner-Webb	11	10		
2009	Jordan Gush, Stony Brook	10	6		
2010	Chris Summers, Liberty	10	15		
2011	Chris Summers, Liberty	11	7		
	Matt Brevi, Stony Brook	13	7		
2012	Kevin Norrell, Stony Brook	13	15		
2013	Kenny Cook, Gardner-Webb	12	9		
	Matt Hazel, Coastal Carolina	14	9		
2014	Darrin Peterson, Liberty	14	12		
2015	Darrin Peterson, Liberty	10	7		
	Bruce Mapp, Coastal Carolina	12	7		

ALL-PURPOSE YARDS							GP	RUSH	RCV	PR	KR	YDS
2002	Dre Barnes, Liberty	11	1,304	169	0	66	1,539					
2003	Sean Mizzer, VMI	12	1,244	248	0	17	1,509					
2004	Sean Mizzer, VMI	11	729	169	77	505	1,480					
2005	Duvuaghn Flagler, Gardner-Webb	11	26	826	0	507	1,359					
2006	Sean Mizzer, VMI	11	1,022	121	12	147	1,302					
2007	Tim Maypray, VMI	11	391	615	80	889	1,975					
2008	Gerald Stevenson, Charleston Southern	12	298	551	60	921	1,830					
2009	Tim Maypray, VMI	11	519	152	207	972	1,850					
2010	Brock Jackolski, Stony Brook	11	1,029	149	0	788	1,966					
2011	BROCK JACKOLSKI, Stony Brook	13	1,418	114	55	854	2,441					
2012	Miguel Maysonet, Stony Brook	13	1,964	43	0	309	2,316					
2013	Lorenzo Taliaferro, Coastal Carolina	15	1,729	153	0	0	1,882					
2014	De'Angelo Henderson, Coastal Carolina	14	1,534	289	0	0	1,823					
2015	Darius Hammond, Charleston Southern	13	856	90	217	702	1,865					

INTERCEPTIONS				GP	INT
2002	Lamar Ingram, Gardner-Webb	9	5		
2003	Musa Sarki, VMI	12	5		
2004	Quinton Teal, Coastal Carolina	11	6		
2005	Quinton Teal, Coastal Carolina	11	5		
2006	Dewitt Myers, Coastal Carolina	10	4		
	Jon Carmon, Charleston Southern	11	4		
	Quinton Teal, Coastal Carolina	12	4		
2007	Marrio Norman, Coastal Carolina	8	5		
2008	Philip Ashley, Charleston Southern	12	6		
2009	JOSH NORMAN, Coastal Carolina	11	8		
2010	Charles James, Charleston Southern	9	6		
	Dominique Davenport, Coastal Carolina	12	6		
2011	Donald Porter, Stony Brook	13	6		
2012	Davonte Anderson, Stony Brook	13	6		
2013	Jacob Hagen, Liberty	12	6		
2014	JACOB HAGEN, Liberty	14	8		
2015	Ed Britt, Presbyterian	11	4		
	Taylor Henkle, Kennesaw State	11	4		
	Chris Turner, Liberty	11	4		

TOTAL TACKLES				GP	TT
2002	Mario Williams, Gardner-Webb	10	120		
2003	DERIK SCREEN, VMI	12	144		
2004	Robert Mason, VMI	11	120		
2005	Justin Huggard, VMI	11	136		
2006	Jada Ross, Charleston Southern	11	127		
2007	Jada Ross, Charleston Southern	11	131		
2008	Jeffery Williams, Gardner-Webb	11	119		
2009	Marty Patterson, Gardner-Webb	11	110		
2010	A.J. Gross, VMI	11	110		
2011	Marty Patterson, Gardner-Webb	9	102		
2012	Quinn Backus, Coastal Carolina	13	139		
2013	QUINN BACKUS, Coastal Carolina	15	144		
2014	Quinn Backus, Coastal Carolina	13	127		
2015	Mike Basile, Monmouth	11	119		

TACKLES PER GAME				GP	TT	AVG
2002	Mario Williams, Gardner-Webb	10	120	12.00		
2003	Derik Screen, VMI	12	144	12.00		
2004	Robert Mason, VMI	11	120	10.91		
2005	Justin Huggard, VMI	11	136	12.36		
2006	Jada Ross, Charleston Southern	11	127	11.55		
2007	Jada Ross, Charleston Southern	11	131	11.91		
2008	Jeffery Williams, Gardner-Webb	11	119	10.82		
2009	Marty Patterson, Gardner-Webb	11	110	10.00		
2010	A.J. Gross, VMI	11	110	10.00		
2011	Marty Patterson, Gardner-Webb	9	102	11.33		
2012	TANNER BURCH, Gardner-Webb	9	113	12.56		
2013	Quinn Backus, Coastal Carolina	15	144	9.60		
2014	Quinn Backus, Coastal Carolina	13	127	9.77		
2015	Mike Basile, Monmouth	11	119	10.8		

QUARTERBACK SACKS				GP	SK
2002	Aaron DeBerry, Liberty	11	8.0		
2003	Vicheal Foxx, VMI	12	7.0		
2004	Kelvin McIver, Coastal Carolina	11	7.0		
	Harold Wells, Gardner-Webb	11	7.0		
2005	Eric Hall, VMI	11	5.0		
	Brian Johnston, Gardner-Webb	11	5.0		
2006	Brian Johnston, Gardner-Webb	11	7.5		
2007	Vince Redd, Liberty	11	6.5		
2008	Adam McKinney, Presbyterian	12	7.5		
2009	Phillip Oboh, Coastal Carolina	11	6.5		
2010	Preston Pemasa, Gardner-Webb	11	7.0		
2011	Shawn Chapman, VMI	11	5.0		
2012	Maurice Dickson, Gardner-Webb	10	5.5		
2013	Shaquille Riddick, Gardner-Webb	11	8.5		
2014	TOBY ONYECHI, Liberty	14	9.5		
2015	Chima Uzowihe, Liberty	11	8.0		

TACKLES FOR LOSS

	GP	TFL	YDS
2002 Mike Warren, Elon	11	13.0	43
2003 Vicheal Foxx, VMI	12	17.0	62
2004 Harold Wells, Gardner-Webb	11	22.5	74
2005 Jason Horn, Liberty	11	13.0	47
2006 Dennis Justiniani, Charleston Southern	11	15.0	44
2007 BRIAN JOHNSTON, Gardner-Webb	11	24.0	115
2008 Antwan Thomas, Presbyterian	12	18.5	78
2009 Tyler Santucci, Stony Brook	11	14.0	57
Marty Patterson, Gardner-Webb	11	14.0	51
2010 Preston Pemasa, Gardner-Webb	11	14.5	65
2011 Preston Pemasa, Gardner-Webb	10	13.5	61
2012 Nick Sigmon, Liberty	10	11.0	26
Charlie Jones, VMI	11	11.0	36
2013 Shaquille Riddick, Gardner-Webb	11	19.0	109
2014 Chima Uzowihe, Liberty	14	14.0	83
2015 Anthony Ellis, Charleston Southern	13	17.5	84

PUNT RETURN AVERAGE (min. 1.2 returns/pg)

	GP	PR	YDS	TD	AVG
2002 Mike Washington, Charleston Southern	12	20	208	0	10.4
2003 Adrian Hall, Liberty	10	18	169	0	9.4
2004 Allen Davis, Gardner-Webb	11	14	141	0	10.1
2005 Kory Alston, Gardner-Webb	10	15	247	2	16.5
2006 C.J. Hirschman, Charleston Southern	11	19	258	1	13.6
2007 Wynton Jackson, Liberty	10	17	227	2	13.4
2008 DOMINIC BOLDEN, Liberty	12	17	308	2	18.1
2009 Tim Maypray, VMI	11	16	207	1	12.9
2010 Michael Rainey-Wiles, VMI	9	18	221	1	12.3
2011 Charles James, Charleston Southern	11	19	185	1	9.7
2012 Niccolo Mastromatteo, Coastal Carolina	11	14	159	1	11.4
2013 Niccolo Mastromatteo, Coastal Carolina	12	17	95	0	5.6
2014 Darius Hammond, Charleston Southern	12	16	221	1	13.8
2015 Chris Jones, Coastal Carolina	11	22	254	0	11.5

KICKOFF RETURN AVERAGE (min. 1.2 returns/pg)

	GP	KR	YDS	TD	AVG
2002 Mike Washington, Charleston Southern	12	33	831	1	25.2
2003 Darnell Williams, Coastal Carolina	11	21	519	0	24.7
2004 Ralphel Goodson, Gardner-Webb	11	23	518	0	22.5
2005 Duvaughn Flagler, Gardner-Webb	11	20	507	0	25.4
2006 Duvaughn Flagler, Gardner-Webb	11	19	412	0	21.7
2007 Dominic Bolden, Liberty	11	21	671	1	32.0
2008 Gerald Stevenson, Charleston Southern	12	37	921	0	24.9
2009 David Montgomery, Gardner-Webb	11	23	522	1	22.7
2010 Gerald Stevenson, Charleston Southern	10	22	613	3	27.9
2011 KEVIN FOGG, Liberty	11	23	771	3	33.5
2012 Tre Henderson, Coastal Carolina	13	22	597	0	27.1
2013 Jeremiah McKie, Presbyterian	11	20	490	1	24.5
2014 Devin Brown, Coastal Carolina	14	29	808	2	27.9
2015 Devin Brown, Coastal Carolina	12	19	543	2	28.6

OVERALL SCORING

	GP	TD	XPT	FG	PTS
2002 Andrew Harmon, Gardner-Webb	10	0	25	11	58
2003 Matt Sharpe, VMI	12	0	40	17	91
2004 Josh Hoke, Coastal Carolina	11	0	53	10	83
2005 Duvaughn Flagler, Gardner-Webb	11	13	2	0	80
Josh Hoke, Coastal Carolina	11	0	38	14	80
2006 Jerome Simpson, Coastal Carolina	12	16	0	0	96
2007 Rashad Jennings, Liberty	9	17	2	0	104
2008 Rashad Jennings, Liberty	11	19	0	0	114
2009 Matt Bevins, Liberty	11	0	41	22	107
2010 Matt Bevins, Liberty	11	0	45	20	105
2011 Brock Jackolski, Stony Brook	13	20	0	0	120
2012 Miguel Maysonet, Stony Brook	13	23	0	0	138
2013 LORENZO TALIAFERRO, Coastal Carolina	15	29	0	0	174
2014 De'Angelo Henderson, Coastal Carolina	14	21	0	0	126
2015 De'Angelo Henderson, Coastal Carolina	12	19	0	0	114

KICK SCORING

	GP	PAT	FG	PTS
2002 Andrew Harmon, Gardner-Webb	10	25-28	11-17	58
2003 Matt Sharpe, VMI	12	40-42	17-24	91
2004 Josh Hoke, Coastal Carolina	11	53-54	10-14	83
2005 Josh Hoke, Coastal Carolina	11	38-38	14-22	80
2006 Josh Hoke, Coastal Carolina	12	49-50	10-17	79
2007 Noah Greenbaum, Liberty	11	56-59	15-19	101
2008 Ryan Gates, Gardner-Webb	11	27-39	16-22	75
2009 MATT BEVINS, Liberty	11	41-42	22-26	107
2010 Matt Bevins, Liberty	11	45-46	20-27	105
2011 Wesley Skiffington, Stony Brook	13	60-62	11-15	93
2012 Wesley Skiffington, Stony Brook	12	51-52	12-16	87
2013 Alex Catron, Coastal Carolina	15	60-63	10-13	90
2014 John Lunsford, Liberty	12	43-44	19-24	100
2015 Ryan Granger, Coastal Carolina	12	38-38	16-20	86

TOUCHDOWNS SCORED

	GP	TD	RUSH	PASS	RET
2002 Rashad Palmer, Elon	11	9	9	0	0
2003 Aundres Perkins, Coastal Carolina	9	14	14	0	0
Eugene Goodman, Liberty	11	14	14	0	0
2004 Patrick Hall, Coastal Carolina	11	13	13	0	0
2005 Duvaughn Flagler, Gardner-Webb	11	13	0	13	0
2006 Jerome Simpson, Coastal Carolina	12	16	0	16	0
2007 Rashad Jennings, Liberty	9	17	15	2	0
2008 Rashad Jennings, Liberty	11	19	17	2	0
2009 Patrick Hall, Gardner-Webb	11	12	12	0	0
2010 Chris Summers, Liberty	11	15	0	15	0
2011 Brock Jackolski, Stony Brook	13	20	16	3	1
2012 Miguel Maysonet, Stony Brook	13	23	21	1	1
2013 LORENZO TALIAFERRO, Coastal Carolina	15	29	27	2	0
2014 De'Angelo Henderson, Coastal Carolina	14	21	20	1	0
2015 De'Angelo Henderson, Coastal Carolina	12	19	16	3	0

FIELD GOALS MADE

	GP	FG
2002 Andrew Harmon, Gardner-Webb	10	11
2003 Matt Sharpe, VMI	12	17
2004 Josh Hoke, Coastal Carolina	11	10
2005 Josh Hoke, Coastal Carolina	11	14
2006 Josh Hoke, Coastal Carolina	12	10
Barrett Way, VMI	11	10
2007 Noah Greenbaum, Liberty	11	15
2008 Ryan Gates, Gardner-Webb	11	16
2009 MATT BEVINS, Liberty	11	22
2010 Matt Bevins, Liberty	11	20
2011 Trever Austin, Gardner-Webb	11	12
2012 Wesley Skiffington, Stony Brook	12	12
2013 Jordan Day, Gardner-Webb	12	14
2014 John Lunsford, Liberty	12	19
2015 Ryan Granger, Coastal Carolina	12	16

PUNTING AVERAGE (min. 3.6 punts per game)

	GP	NO	YARDS	AVG
2002 Adam Resnick, Charleston Southern	11	45	1,734	38.5
2003 GRAHAM WHITLOCK, Gardner-Webb	12	57	2,593	45.5
2004 Graham Whitlock, Gardner-Webb	11	60	2,503	41.7
2005 Noah Crouch, Liberty	11	56	2,215	39.6
2006 Michael Hanna, Gardner-Webb	11	46	2,000	43.5
2007 Michael Hanna, Gardner-Webb	11	38	1,544	40.6
2008 Ben Erdman, Coastal Carolina	12	48	1,822	38.0
2009 Marc Ray, VMI	10	41	1,595	38.9
2010 Patrick Morgano, Presbyterian	11	68	2,683	39.5
2011 Patrick Morgano, Presbyterian	11	66	2,683	40.7
2012 Bo Lindsey, Gardner-Webb	11	58	2,482	42.8
2013 Jordan Day, Gardner-Webb	12	63	2,466	39.1
2014 Trey Turner, Liberty	14	56	2,322	41.5
2015 Trey Turner, Liberty	11	45	1,815	40.3

All-Time Statistical Leaders - Team



SCORING OFFENSE									
	GP	TD	XP	2XP	DXP	FG	SAF	PTS	AVG
2002 Gardner-Webb	10	35	26	3	0	12	0	278	27.8
2003 VMI	12	44	40	1	1	17	0	359	29.9
2004 Coastal Carolina	11	55	53	0	0	10	0	413	37.5
2005 Gardner-Webb	11	51	48	1	0	10	0	386	35.1
2006 Coastal Carolina	12	54	49	2	1	10	1	411	34.2
2007 LIBERTY	11	61	56	1	0	15	0	469	42.6
2008 VMI	11	51	48	0	2	6	1	378	34.4
2009 Liberty	11	48	46	0	0	22	0	400	36.4
2010 Liberty	11	49	47	0	0	20	0	401	36.5
2011 Stony Brook	13	66	63	0	0	11	1	494	38.0
2012 Stony Brook	13	61	58	0	0	12	0	460	35.4
2013 Coastal Carolina	15	84	63	6	0	12	0	615	41.0
2014 Coastal Carolina	14	67	58	4	0	18	0	522	37.3
2015 Coastal Carolina	12	52	38	8	0	17	2	421	35.1

SCORING DEFENSE									
	GP	TD	XP	2XP	DXP	FG	SAF	PTS	AVG
2002 Gardner-Webb	10	28	23	0	0	3	2	204	20.4
2003 Gardner-Webb	12	29	27	0	0	17	1	254	21.2
2004 Coastal Carolina	11	24	19	1	0	3	1	176	16.0
2005 Coastal Carolina	11	28	23	1	0	9	0	220	20.0
2006 Liberty	11	22	19	0	0	7	0	172	15.6
2007 Liberty	11	33	27	1	0	6	0	245	22.3
2008 Liberty	12	29	25	1	0	7	1	224	18.7
2009 Liberty	11	25	23	1	0	11	1	210	19.1
2010 Liberty	11	29	28	0	0	6	1	222	20.2
2011 Liberty	11	30	26	0	0	12	0	242	22.0
2012 STONY BROOK	13	25	25	0	0	9	0	202	15.5
2013 Liberty	12	28	23	1	0	6	0	211	17.6
2014 Coastal Carolina	14	35	27	2	0	11	0	274	19.6
2015 Coastal Carolina	12	32	26	1	0	7	0	241	20.1

RUSHING OFFENSE						
	GP	ATT	YARDS	YPC	TD	AVG/G
2002 Elon	11	594	2,454	4.1	25	223.1
2003 Liberty	12	542	2,614	4.8	26	217.8
2004 Coastal Carolina	11	522	3,058	5.9	40	278.0
2005 Coastal Carolina	11	494	2,228	4.5	28	202.5
2006 VMI	11	511	2,273	4.4	16	206.6
2007 VMI	11	647	3,115	4.8	23	283.2
2008 VMI	11	614	3,932	6.4	37	357.5
2009 VMI	11	578	3,044	5.3	23	276.7
2010 Stony Brook	11	429	2,398	5.6	26	218.0
2011 Stony Brook	13	590	3,475	5.9	41	267.3
2012 Stony Brook	13	589	3,582	6.1	37	275.5
2013 Coastal Carolina	15	657	3,782	5.8	50	252.1
2014 Charleston Southern	12	548	2,726	5.0	27	227.2
2015 Kennesaw State	11	604	3,223	5.3	27	293.0

RUSHING DEFENSE						
	GP	ATT	YARDS	YPC	TD	AVG/G
2002 Elon	11	417	1,725	4.1	20	156.8
2003 Gardner-Webb	12	457	1,714	3.8	14	142.8
2004 Coastal Carolina	11	399	1,541	3.9	9	140.1
2005 Coastal Carolina	11	447	1,598	3.6	19	145.3
2006 Charleston Southern	11	393	1,197	3.0	12	108.8
2007 Liberty	11	439	1,413	3.2	15	128.5
2008 Gardner-Webb	11	362	1,301	3.6	14	118.3
2009 Gardner-Webb	11	401	1,402	3.5	12	127.5
2010 Liberty	11	363	1,273	3.5	11	115.7
2011 STONY BROOK	13	386	1,313	3.4	15	101.0
2012 Liberty	11	353	1,387	3.9	19	126.1
2013 Gardner-Webb	12	427	1,470	3.4	15	122.5
2014 Charleston Southern	12	395	1,687	4.3	14	140.6
2015 Liberty	11	408	1,614	4.0	22	146.7

RUSHING TOUCHDOWNS		
	GP	TD
2002 Elon	11	25
2003 Coastal Carolina	11	34
2004 Coastal Carolina	11	40
2005 Coastal Carolina	11	28
2006 Liberty	11	23
2006 Coastal Carolina	11	23
2007 Liberty	11	32
2008 VMI	11	37
2009 Liberty	11	31
2010 Stony Brook	11	26
2011 Stony Brook	13	41
2012 Stony Brook	13	37
2013 COASTAL CAROLINA	15	50
2014 Coastal Carolina	14	41
2015 Charleston Southern	13	30

PASSING OFFENSE									
	GP	ATT	CMP	PCT	YARDS	TD	INT	AVG/G	
2002 Gardner-Webb	10	337	201	59.6	2,220	17	4	222.0	
2003 VMI	12	308	179	58.1	2,509	15	8	209.1	
2004 Charleston Southern	10	363	220	60.6	2,599	22	10	259.9	
2005 Gardner-Webb	11	420	257	61.2	2,914	24	20	264.9	
2006 Coastal Carolina	12	353	223	63.2	3,429	30	11	285.8	
2007 Charleston Southern	11	418	236	56.5	2,706	21	24	246.0	
2008 Presbyterian	12	494	297	60.1	3,191	17	18	265.9	
2009 Presbyterian	11	411	228	55.5	2,596	16	26	236.0	
2010 LIBERTY	11	389	249	64.0	3,178	26	12	288.9	
2011 Liberty	11	347	224	64.6	2,973	21	11	270.3	
2012 Coastal Carolina	13	401	253	63.1	3,101	26	9	238.5	
2013 VMI	12	412	238	57.8	2,866	20	12	238.8	
2014 Monmouth	11	386	233	60.4	2,762	24	9	251.1	
2015 Coastal Carolina	12	368	243	66.0	3,183	22	7	265.2	

PASSING DEFENSE									
	GP	ATT	CMP	PCT	YARDS	TD	INT	AVG/G	
2002 Gardner-Webb	10	211	110	52.1	1,488	9	16	148.8	
2003 Charleston Southern	12	293	157	53.6	2,120	24	8	176.7	
2004 CHARLESTON SOUTHERN	10	240	142	59.2	1,318	12	8	131.8	
2005 VMI	11	283	174	61.5	1,942	13	11	176.5	
2006 Coastal Carolina	12	277	146	52.7	1,836	11	19	153.0	
2007 Coastal Carolina	11	218	118	54.1	1,555	11	18	141.4	
2008 Coastal Carolina	12	336	188	56.0	2,247	18	11	187.2	
2009 Charleston Southern	11	283	160	56.5	1,753	11	12	159.4	
2010 Gardner-Webb	11	258	131	50.8	1,635	11	12	148.6	
2011 Coastal Carolina	11	315	182	57.8	2,070	16	6	188.2	
2012 Charleston Southern	11	251	132	52.6	1,601	14	6	145.5	
2013 Gardner-Webb	12	341	185	54.3	2,091	17	14	174.2	
2014 Charleston Southern	12	294	168	57.1	2,221	18	15	185.1	
2015 Charleston Southern	13	306	178	58.2	1,884	8	8	144.9	

PASSING EFFICIENCY									
	GP	ATT	CMP	PCT	YARDS	TD	INT	EFFIC	
2002 Gardner-Webb	10	337	201	59.6	2,220	17	4	129.3	
2003 VMI	12	308	179	58.1	2,509	15	8	137.4	
2004 Charleston Southern	10	363	220	60.6	2,599	22	10	135.2	
2005 Charleston Southern	11	363	221	60.9	2,666	20	10	135.2	
2006 Coastal Carolina	12	353	223	63.2	3,429	30	11	166.6	
2007 Liberty	11	263	163	62.0	2,351	21	7	158.1	
2008 VMI	11	86	36	41.9	853	12	5	159.6	
2009 Liberty	11	310	211	68.1	2,228	13	5	139.0	
2010 Liberty	11	389	249	64.0	3,178	26	12	148.5	
2011 Liberty	11	347	224	64.6	2,973	21	11	150.2	
2012 STONY BROOK	13	216	126	58.3	2,096	23	8	167.6	
2013 Liberty	12	327	215	65.7	2,841	21	7	155.6	
2014 Liberty	14	407	252	61.9	3,473	24	14	146.2	
2015 Coastal Carolina	12	368	243	66.0	3,183	22	7	154.6	

PASS DEFENSE EFFICIENCY									
	GP	ATT	CMP	PCT	YARDS	TD	INT	EFFIC	
2002 Gardner-Webb	10	211	110	52.1	1,488	9	16	110.3	
2003 VMI	12	351	176	50.1	2,234	13	17	106.1	
2004 COASTAL CAROLINA	11	359	159	44.3	1,909	14	27	86.8	
2005 Coastal Carolina	11	333	195	58.6	2,114	8	17	109.6	
2006 Coastal Carolina	12	277	146	52.7	1,836	11	19	107.8	
2007 Coastal Carolina	11	218	118	54.1	1,555	11	18	114.2	
2008 Liberty	12	387	226	58.4	2,505	11	12	115.9	
2009 Charleston Southern	11	283	160	56.5	1,753	11	12	112.9	
2010 Gardner-Webb	11	258	131	50.8	1,635	11	12	108.8	
2011 Liberty	11	338	192	56.8	2,188	16	12	119.7	
2012 Stony Brook	13	333	188	56.5	2,167	9	9	114.6	
2013 Gardner-Webb	12	341	185	54.3	2,091	17	14	114.0	
2014 Coastal Carolina	14	444	234	52.7	2,959	16	13	114.7	
2015 Charleston Southern	13	306	178	58.2	1,884	8	8	113.3	

TOTAL OFFENSE		GP	RUSH	PASS	PLY	YARDS	YPP	TD	YDS/G
2002	Gardner-Webb	10	1,929	2,220	738	4,149	5.6	33	414.9
2003	VMI	12	2,172	2,509	791	4,681	5.9	41	390.1
2004	Coastal Carolina	11	3,058	1,325	724	4,383	6.1	51	398.5
2005	Gardner-Webb	11	1,937	2,914	870	4,851	5.6	48	441.0
2006	Coastal Carolina	12	2,188	3,429	787	5,617	7.1	53	468.1
2007	Liberty	11	2,375	2,351	694	4,726	6.8	53	429.6
2008	Liberty	12	2,562	2,798	786	5,360	6.8	48	446.7
2009	Liberty	11	1,937	2,228	695	4,165	6.0	44	378.6
2010	Liberty	11	1,881	3,178	787	5,059	6.4	47	459.9
2011	Stony Brook	13	3,475	2,266	860	5,741	6.7	61	441.6
2012	Coastal Carolina	13	2,590	3,101	928	5,691	6.1	54	437.8
2013	COASTAL CAROLINA	15	3,782	3,380	1,054	7,162	6.8	80	477.5
2014	Coastal Carolina	14	3,017	3,470	1,014	6,487	6.4	61	463.4
2015	Coastal Carolina	12	2,276	3,183	814	5,459	6.7	50	454.9

TOTAL DEFENSE

TOTAL DEFENSE		GP	RUSH	PASS	PLY	YARDS	YPP	TD	YDS/G
2002	Gardner-Webb	10	1,936	1,488	629	3,424	5.4	27	342.4
2003	Gardner-Webb	12	1,714	2,131	802	3,845	4.8	23	320.4
2004	Coastal Carolina	11	1,541	1,909	758	3,450	4.6	23	313.6
2005	Coastal Carolina	11	1,598	2,114	780	3,712	4.8	27	337.5
2006	Liberty	11	1,433	1,940	665	3,373	5.1	21	306.6
2007	Gardner-Webb	11	1,849	1,946	796	3,795	4.8	31	345.0
2008	Liberty	12	1,511	2,505	799	4,016	5.0	28	334.7
2009	Liberty	11	1,666	1,888	673	3,554	5.3	24	323.1
2010	Gardner-Webb	11	1,753	1,635	694	3,388	4.9	30	308.0
2011	Stony Brook	13	1,313	3,056	807	4,369	5.4	39	336.1
2012	Stony Brook	13	1,715	2,167	802	3,882	4.8	22	298.6
2013	Gardner-Webb	12	1,470	2,091	768	3,561	4.6	32	296.8
2014	Charleston Southern	12	1,687	2,221	689	3,908	5.7	32	325.7
2015	CHARLESTON SOUTHERN	13	1,912	1,884	783	3,796	4.8	31	292.0

TOTAL TOUCHDOWNS

TOTAL TOUCHDOWNS		GP	RUSH	PASS	RET	TD
2002	Gardner-Webb	10	16	17	2	35
2003	Gardner-Webb	12	20	22	0	42
2004	Coastal Carolina	11	40	11	4	55
2005	Gardner-Webb	11	24	24	3	51
2006	Coastal Carolina	12	23	30	1	54
2007	Liberty	11	32	21	8	61
2008	VMI	11	37	12	2	51
	Liberty	12	29	19	3	51
2009	Liberty	11	31	13	4	48
2010	Coastal Carolina	12	22	23	6	51
2011	Stony Brook	13	41	20	5	66
2012	Stony Brook	13	37	23	1	61
2013	COASTAL CAROLINA	15	50	30	4	84
2014	Coastal Carolina	14	41	20	6	67
2015	Coastal Carolina	12	28	22	2	52

TURNOVER MARGIN

TURNOVER MARGIN		GP	FR	INT	TOT	FL	INT	TOT	MAR
2002	Gardner-Webb	10	11	16	27	9	4	13	+14
2003	Coastal Carolina	11	17	17	34	12	10	22	+12
2004	COASTAL CAROLINA	11	11	27	38	10	6	16	+22
2005	Coastal Carolina	11	9	17	26	15	7	22	+4
2006	Charleston Southern	11	8	18	26	4	16	20	+6
	Liberty	11	6	8	14	3	5	8	+6
2007	Coastal Carolina	11	14	18	32	9	8	17	+15
2008	Liberty	12	11	12	23	9	6	15	+8
2009	Liberty	11	12	17	29	3	5	8	+21
2010	Stony Brook	11	9	17	26	3	10	13	+13
2011	Stony Brook	13	16	14	30	7	7	14	+16
2012	Coastal Carolina	13	5	14	19	7	9	16	+3
2013	Liberty	12	7	19	26	4	7	11	+15
2014	Charleston Southern	12	8	15	23	3	12	15	+8
2015	Kennesaw State	11	5	13	18	8	6	14	+4
	Charleston Southern	13	11	8	19	7	8	15	+4

FEWEST TDs ALLOWED

FEWEST TDs ALLOWED		GP	RUSH	PASS	RET	TD
2002	Gardner-Webb	10	18	9	1	28
2003	Gardner-Webb	12	14	9	7	30
2004	Coastal Carolina	11	9	14	1	24
2005	Coastal Carolina	11	19	8	1	28
2006	LIBERTY	11	12	9	1	22
2007	Liberty	11	15	17	1	33
2008	Liberty	12	17	11	1	29
2009	Liberty	11	14	10	1	25
2010	Liberty	11	11	15	3	29
2011	Liberty	11	12	16	2	30
2012	Stony Brook	13	13	9	3	25
2013	Liberty	12	12	15	1	28
2014	Charleston Southern	12	14	18	1	33
2015	Gardner-Webb	11	10	13	2	25

QUARTERBACK SACKS

QUARTERBACK SACKS		GP	SK	YDS
2002	CHARLESTON SOUTHERN	12	31	171
2003	Gardner-Webb	12	29	144
2004	Coastal Carolina	11	24	154
2005	Coastal Carolina	11	23	159
2006	Charleston Southern	11	25	148
2007	Coastal Carolina	11	27	172
2008	Presbyterian	12	24	159
2009	Coastal Carolina	11	25	197
	Gardner-Webb	11	25	142
2010	Coastal Carolina	12	25	167
2011	Gardner-Webb	11	25	191
2012	Stony Brook	13	26	175
2013	Gardner-Webb	12	27	196
	Charleston Southern	13	27	207
2014	Coastal Carolina	14	29	198
	Liberty	14	29	191
2015	Charleston Southern	13	25	154
	Liberty	11	25	202

INTERCEPTIONS

INTERCEPTIONS		GP	INT	YDS	TD
2002	Gardner-Webb	10	16	141	1
	Charleston Southern	12	16	142	0
2003	Coastal Carolina	11	17	162	1
	VMI	12	17	229	1
2004	COASTAL CAROLINA	11	27	380	2
2005	Coastal Carolina	11	17	114	0
2006	Coastal Carolina	12	19	132	0
2007	Liberty	11	18	288	3
	Coastal Carolina	11	18	175	1
2008	Gardner-Webb	11	13	111	1
	Charleston Southern	12	13	165	0
2009	Coastal Carolina	11	21	212	0
2010	Stony Brook	11	17	190	0
2011	Stony Brook	13	14	62	0
2012	Coastal Carolina	13	14	240	2
2013	Liberty	12	19	365	2
2014	Liberty	14	17	167	0
2015	Monmouth	11	13	145	1
	Kennesaw State	11	13	62	1

PUNT RETURN AVERAGE

PUNT RETURN AVERAGE		GP	PR	YDS	TD	AVG
2002	Charleston Southern	12	24	267	1	11.1
2003	Coastal Carolina	11	27	296	2	11.0
2004	Liberty	11	20	239	3	11.9
2005	GARDNER-WEBB	11	21	365	2	17.4
2006	Charleston Southern	11	21	291	2	13.9
2007	Liberty	11	29	413	4	14.2
2008	Liberty	12	23	336	2	14.6
2009	VMI	11	18	257	1	14.3
2010	Liberty	11	19	204	0	10.7
2011	VMI	11	15	190	0	12.7
2012	Gardner-Webb	11	9	137	0	15.2
2013	Presbyterian	11	13	149	1	11.5
2014	Charleston Southern	12	18	260	2	14.4
2015	Charleston Southern	13	14	217	0	15.5

All-Time Statistical Leaders - Team



KICKOFF RETURN AVERAGE	GP	KR	YDS	TD	AVG	
2002	Elon	11	52	990	0	19.0
2003	Coastal Carolina	11	43	883	0	20.5
2004	Coastal Carolina	11	29	629	0	21.7
2005	Gardner-Webb	11	34	791	0	23.3
2006	Liberty	11	32	818	3	25.6
2007	Liberty	11	41	970	1	23.7
2008	Gardner-Webb	11	48	1,090	0	22.7
2009	Liberty	11	39	881	1	22.6
2010	Stony Brook	11	51	1,126	1	22.1
2011	LIBERTY	11	43	1,123	3	26.1
2012	Coastal Carolina	13	53	1,177	0	22.2
2013	Gardner-Webb	12	35	771	1	22.0
2014	Coastal Carolina	14	44	1,007	2	22.9
2015	Charleston Southern	13	34	804	0	23.6

NET YARDS PER PUNT	GP	NO	YARDS	AVG	PR	AVG	NET	
2002	Elon	11	56	2,016	36.0	124	4.4	33.8
2003	GARDNER-WEBB	12	58	2,544	43.9	353	11.8	37.8
2004	Liberty	11	52	1,993	38.3	208	7.2	34.3
2005	Liberty	11	57	2,265	39.7	139	2.4	36.6
2006	Gardner-Webb	11	48	2,078	43.3	311	6.5	34.7
2007	Liberty	11	39	1,595	40.9	123	3.2	34.7
2008	Presbyterian	12	54	1,990	36.9	23	0.4	36.4
2009	Liberty	11	41	1,479	36.1	44	1.1	34.0
2010	Liberty	11	34	1,376	40.5	146	4.3	34.4
2011	Charleston Southern	11	76	2,875	37.8	139	1.8	35.5
2012	Presbyterian	11	70	2,750	39.3	172	2.5	36.3
2013	Gardner-Webb	12	66	2,543	38.5	56	0.8	36.8
2014	Liberty	14	56	2,322	41.5	190	3.4	37.0
2015	Presbyterian	11	81	3,113	38.4	35	0.4	37.3

Single-season record holders in BOLD CAPS

Big South NCAA Statistical Champions



ANNUAL NCAA STATISTICAL CHAMPIONS - INDIVIDUAL

Year	Category	Player, school	Total
2003	Punting	Graham Whitlock, Gardner-Webb	45.49
2006	Receptions Per Game	Maurice Price, Charleston Southern	9.36
2009	Field Goals	Matt Bevins, Liberty	2.00
2010	Total Offense	Mike Brown, Liberty	346.36
	Field Goals	Matt Bevins, Liberty	1.82
2011	Kickoff Return Average	Kevin Fogg, Liberty	33.52
2012	Passing Efficiency	Kyle Essington, Stony Brook	171.02

ANNUAL NCAA STATISTICAL CHAMPIONS - TEAM

Year	Category	School	Total
2004	Pass Efficiency Defense	Coastal Carolina	86.79
	Turnover Margin	Coastal Carolina	+2.00
2008	Rushing Offense	VMI	357.45
2009	Scoring Offense	Liberty	36.36
	Rushing Offense	VMI	276.73
	Turnover Margin	Liberty	+1.91
2011	Scoring Offense	Stony Brook	38.00
2013	Turnovers Lost	Liberty	11
	Fewest TFL Allowed	Coastal Carolina	3.33
	Time of Possession	Charleston Southern	33:44
2014	Fumbles Lost	Charleston Southern	3
	Fewest Penalties Per Game	Gardner-Webb	3.58
	Fewest Penalty Yards PG	Gardner-Webb	28.58
	4th Down Conversion Pct	Coastal Carolina	80.0
	Time of Possession	Charleston Southern	34:05
2015	Pass Yards per Completion	Kennesaw State	19.05
	Punt Return Defense	Coastal Carolina	0.00



Kevin Fogg -- 2011 NCAA Kickoff Return Leader



Stony Brook -- 2011 NCAA FCS Scoring Champion



GAME - INDIVIDUAL

RUSHING YARDS

278	Edwin Gowins, Stony Brook at Iona (11-8-08)
274	Lance Byrd, Presbyterian vs. Charleston Southern (11-7-09)
250	Edwin Gowins, Stony Brook vs. VMI (11-15-08)
245	Rashaud Palmer, Elon vs. Liberty (11-9-02)
244	Mike Tolbert, Coastal Carolina vs. VMI (10-27-07)
241	Zach Terrell, Liberty vs. Chattanooga (10-8-05)
235	Tim Maypray, VMI vs. Presbyterian (11-22-08)
233	Conte Cuttino, Stony Brook vs. VMI (11-15-08)
233	Miguel Maysonet, Stony Brook at Coastal Carolina (10-13-12)
230	Dre Barnes, Liberty vs. Norfolk State (11-8-03)

RUSHING ATTEMPTS

40	Eugene Goodman, Liberty vs. Hofstra (11-22-03)
39	D.J. Abnar, Liberty vs. Monmouth (11-8-14)
38	Dre Barnes, Liberty vs. Eastern Kentucky (11-2-02)
35	Rashad Jennings, Liberty at Coastal Carolina (10-4-08)
35	Juane Blount, Gardner-Webb at Wofford (9-21-13)
35	D.J. Abnar, Liberty at Coastal Carolina (11-22-14)
34	Aundres Perkins, Coastal Carolina at North Greenville (9-25-03)
34	Juane Blount, Gardner-Webb vs. Coastal Carolina (10-30-10)
34	Christian Reyes, Charleston Southern at Appalachian State (9-28-13)
34	Trey White, Kennesaw State vs. Gardner-Webb (10-17-15)

YARDS PER RUSH (min. 10 attempts)

18.77	Mike Tolbert (13 for 244), Coastal Carolina vs. VMI (10-27-07)
16.90	JeVahn Cruz (10 for 169), Stony Brook vs. St. Anselm (10-15-11)
15.31	Rashaud Palmer (16 for 245), Elon vs. Liberty (11-9-02)
14.63	Edwin Gowins (19 for 278), Stony Brook at Iona (11-8-08)
14.08	Aldreakis Allen (13 for 183), Liberty at Presbyterian (10-13-12)
13.18	David Montgomery (11 for 145), Gardner-Webb vs. Jacksonville (9-8-07)
12.50	Edwin Gowins (20 for 250), Stony Brook vs. VMI (11-15-08)
12.38	LaQua Mayes (13 for 161), Presbyterian vs. Bluefield (9-6-14)
12.38	D.J. Abnar (13 for 161), Liberty vs. Brevard (9-13-14)
12.33	Edwin Gowins (15 for 185), Stony Brook vs. Gardner-Webb (11-1-08)

RUSHING TOUCHDOWNS

4	Eugene Goodman, Liberty vs. VMI (10-4-03)
4	Aundres Perkins, Coastal Carolina vs. Charleston Southern (11-20-04)
4	Andre Copeland, Charleston Southern vs. West Virginia Wesleyan (10-15-05)
4	Miguel Maysonet, Stony Brook vs. Lafayette (9-24-11)
4	Sirchauncey Holloway, Liberty vs. Kentucky Wesleyan (10-1-11)
4	Miguel Maysonet, Stony Brook at Charleston Southern (11-5-11)
4	Brock Jackolski, Stony Brook at Gardner-Webb (11-12-11)
4	Aldreakis Allen, Liberty at Presbyterian (10-13-12)
4	Teddy Allen, Charleston Southern vs. Presbyterian (10-20-12)
4	Lorenzo Taliaferro, Coastal Carolina at Liberty (10-19-13)

LONGEST RUSH FROM SCRIMMAGE

92t	LaQua Mayes, Presbyterian vs. Bluefield (9-6-14)
86t	Mike Tolbert, Coastal Carolina vs. VMI (10-27-07)
84t	Miguel Maysonet, Stony Brook vs. Central Connecticut State (9-1-12)
84	Christian Reyes, Charleston Southern vs. Gardner-Webb (11-1-14)
84	Darrell Bridges, Presbyterian vs. Kennesaw State (11-21-15)
83t	Michael Rainey-Wiles, VMI vs. Lock Haven (9-1-07)
82t	Danny Broggin, Liberty vs. Coastal Carolina (10-17-09)
80t	Rashaud Palmer, Elon vs. Liberty (11-9-02)
80t	Mike Tolbert, Coastal Carolina at VMI (10-14-06)
80t	Brandon Jackson, Gardner-Webb vs. Savannah State (11-3-07)
80t	Chaston Bennett, Kennesaw State at Dayton (9-26-15)

MOST COMBINED RUSHING YARDS, TWO TEAMMATES

483	Edwin Gowins (278) and Conte Cuttino (205), Stony Brook at Iona (11-8-08)
483	Edwin Gowins (250) and Conte Cuttino (233), Stony Brook vs. VMI (11-15-08)
388	Edwin Gowins (278) and Tarran Anderson (110), Stony Brook at Iona (11-8-08)
386	Tim Maypray (235) and Howard Abegesah (151), VMI vs. Presbyterian (11-22-08)
384	Brock Jackolski (193) and Miguel Maysonet (191), SBU vs. Coastal Carolina (10-29-11)
361	Dre Barnes (211) and Sam Gado (150), Liberty vs. Charleston Southern (10-30-04)
356	Miguel Maysonet (182) and Brock Jackolski (174), SBU at Charleston So. (11-5-11)
356	Miguel Maysonet (212) and Marcus Coker (144), SBU at Presbyterian (10-27-12)
346	Dre Barnes (180) and Sam Gado (166), Liberty at VMI (11-6-04)
341	Brock Jackolski (183) and Miguel Maysonet (158), SBU vs. Charleston So. (10-30-10)

3 TEAMMATES WITH 100 RUSHING YARDS, SAME GAME

VMI	at Robert Morris - 393 (Abegesah - 157, Hughes - 136, Robinson - 100), 9-29-07
SBU	at Iona - 593 (Gowins - 278, Cuttino - 205, Anderson 110), 11-8-08

MOST CONSECUTIVE 100-YARD RUSHING GAMES

10	Rashad Jennings, Liberty (Nov. 17, 2007 - Nov. 8, 2008)
7	Eugene Goodman, Liberty (Nov. 15, 2003 - Oct. 2, 2004)
5	Rashad Jennings, Liberty (Sept. 29, 2007 - Nov. 3, 2007)
5	Conte Cuttino, Stony Brook (Oct. 18, 2008 - Nov. 15, 2008)
5	Miguel Maysonet, Stony Brook (Oct 22, 2011 - Nov. 19, 2011)
5	Brock Jackolski, Stony Brook (Oct. 29, 2011 - Nov. 26, 2011)
5	Lorenzo Taliaferro, Coastal Carolina (Sept. 28, 2013 - Nov. 2, 2013)
5	De'Angelo Henderson, Coastal Carolina (Sept. 12, 2015 - Oct. 10, 2015)

MOST CONSECUTIVE GAMES WITH A RUSHING TOUCHDOWN

26	De'Angelo Henderson, Coastal Carolina (2014-15)
18	Zach Terrell, Liberty (2006-08)
12	Miguel Maysonet, Stony Brook (2012)
10	Zach Terrell, Liberty (2007)
9	Lorenzo Taliaferro, Coastal Carolina (2013)
5	D.J. Abnar, Liberty (2014)
4	Jeremy Height, Coastal Carolina (2012)
4	Marcus Whitener, Coastal Carolina (2012)
4	D.J. Abnar, Liberty (2013-14)
4	Josh Woodrum, Liberty (2014)
4	Lavon Chaney, Monmouth (2014)
4	Darius Hammond, Charleston Southern (2015)

MOST RUSHING YARDS, QUARTERBACK

235	Tim Maypray, VMI vs. Presbyterian (11-22-08)
173	Tyrell Maxwell, Gardner-Webb vs. Liberty (10-10-15)
170	Trey White, Kennesaw State vs. Gardner-Webb (10-17-15)
163	Malcolm Dixon, Charleston Southern at Jacksonville (9-17-11)
160	Mike Brown, Liberty vs. Stony Brook (11-20-10)
155	Tim Maypray, VMI vs. Coastal Carolina (10-11-08)
155	Trey White, Kennesaw State at Presbyterian (11-21-15)
149	Mike Brown, Liberty at Presbyterian (10-30-10)
145	Tim Maypray, VMI at Gardner-Webb (10-25-08)
140	C.W. Singletary, Elon at North Carolina A&T (9-28-02)

RUSHING ATTEMPTS, QUARTERBACK

34	Trey White, Kennesaw State vs. Gardner-Webb (10-17-15)
31	Trey White, Kennesaw State at Presbyterian (11-21-15)
30	Mike Brown, Liberty vs. Stony Brook (11-20-10)
29	Trey White, Kennesaw State at Liberty (10-24-15)
28	Richard Mounce, Charleston Southern at Gardner-Webb (10-29-11)
27	James Murdaugh, Elon vs. Hofstra (11-2-02)
27	Malcolm Dixon, Charleston Southern at Jacksonville (9-17-11)
27	Trey White, Kennesaw State vs. Monmouth (10-31-15)
26	C.W. Singletary, Elon at North Carolina A&T (9-28-02)
26	Tim Maypray, VMI at William & Mary (9-13-08)
26	Tyrell Maxwell, Gardner-Webb vs. Elon (9-12-15)

MOST RUSHING TOUCHDOWNS, QUARTERBACK

3	James Murdaugh, Elon vs. Liberty (11-9-02)
3	Tyler Thigpen, Coastal Carolina vs. VMI (10-29-05)
3	Tim Maypray, VMI vs. Presbyterian (11-22-08)
3	Trey White, Kennesaw State vs. Edward Waters (9-12-15)
3	Tyrell Maxwell, Gardner-Webb vs. Liberty (10-10-15)
3	Trey White, Kennesaw State at Liberty (10-24-15)

LONGEST RUSH FROM SCRIMMAGE, QUARTERBACK

77t	Tyler Thigpen, Coastal Carolina vs. VMI (10-29-05)
76	Tyler Thigpen, Coastal Carolina at Gardner-Webb (11-11-06)
74t	Ryan Singer, Presbyterian at Liberty (10-29-11)
71t	Kyle Hughes, VMI at Robert Morris (9-29-07)
71	Cody Williams, Monmouth at Fordham (9-26-15)
70t	Mike Brown, Liberty at Stony Brook (11-21-09)
70t	Ryan Singer, Presbyterian vs. Liberty (10-30-10)
69	Cam Jones, VMI vs. Old Dominion (11-21-09)
69t	Malcolm Dixon, Charleston Southern vs. Gardner-Webb (11-10-12)
68	Cam Jones, VMI at Army (11-14-09)

GAME - TEAM

RUSHING YARDS

635	Stony Brook at Iona (11-8-08)
523	Presbyterian vs. Bluefield (9-6-14)
521	Stony Brook vs. Pace (9-8-12)
517	VMI vs. Chowan (9-20-08)
497	VMI vs. Presbyterian (11-22-08)
490	Coastal Carolina vs. Chowan (10-13-07)
459	Liberty vs. Norfolk State (11-8-03)
447	Stony Brook vs. VMI (11-15-08)
446	Stony Brook vs. Coastal Carolina (10-29-11)
443	VMI at Robert Morris (9-29-07)

RUSHING ATTEMPTS

72	Elon at Charleston Southern (11-16-02)
70	VMI vs. Gardner-Webb (10-20-07)
69	VMI at Presbyterian (10-24-09)
69	Coastal Carolina vs. Hampton (9-21-13)
68	VMI vs. Liberty (11-18-06)
67	Coastal Carolina vs. Chowan (10-13-07)
66	Elon at North Carolina A&T (9-28-02)
66	Liberty vs. Hofstra (11-22-03)
66	VMI vs. Liberty (11-8-08)
66	Charleston Southern vs. VMI (10-13-12)

YARDS PER RUSH (min. 20 attempts)

12.96	Liberty (23 for 298) vs. Brevard (9-13-14)
11.79	Coastal Carolina (28 for 330) at VMI (10-14-06)
10.08	Stony Brook (63 for 635) at Iona (11-8-08)
9.74	Presbyterian (35 for 341) vs. Point (10-26-13)
9.23	VMI (56 for 517) vs. Chowan (9-20-08)
9.14	Stony Brook (57 for 521) vs. Pace (9-8-12)
9.13	Liberty (47 for 429) at Presbyterian (10-13-12)
9.04	VMI (55 for 497) vs. Presbyterian (11-22-08)
8.97	Liberty (33 for 296) at Savannah State (9-23-06)
8.82	CSU (45 for 397) vs. WV Wesleyan (10-15-05)

RUSHING TOUCHDOWNS

9	Stony Brook at Iona (11-8-08)
9	Stony Brook vs. Pace (9-8-12)
8	Liberty vs. Norfolk State (11-8-03)
7	Coastal Carolina vs. Charleston (WV) (10-11-03)
7	Coastal Carolina vs. Charleston So. (11-20-04)
7	CSU vs. WV Wesleyan (10-15-05)
7	Coastal Carolina vs. Mansfield (11-12-05)
7	VMI vs. Chowan (9-20-08)
7	Stony Brook at Charleston Southern (11-5-11)
7	Stony Brook at Gardner-Webb (11-12-11)
7	Liberty at Presbyterian (10-13-12)
7	Presbyterian vs. Bluefield (9-6-14)
7	Coastal Carolina at Charlotte (11-8-14)

FIRST DOWNS RUSHING

27	Coastal Carolina vs. Hampton (9-21-13)
26	Stony Brook at Iona (11-8-08)
25	Coastal Carolina vs. Presbyterian (11-16-13)
24	Charleston So. vs. Edward Waters (10-27-12)
23	Coastal Carolina vs. Chowan (10-13-07)
22	Stony Brook vs. Pace (9-8-12)
22	Coastal Carolina vs. Charleston So. (11-20-04)
21	VMI vs. Gardner-Webb (10-20-07)
21	Coastal Carolina vs. Charlotte (11-2-13)
21	Presbyterian vs. Bluefield (9-6-14)

CONSECUTIVE GAMES WITH A 100-YARD RUSHER

11	Liberty (Nov. 17, 2007 - Nov. 8, 2008)
10	Stony Brook (Sept. 17, 2011 - Nov. 26, 2011)
9	Liberty (Nov. 1, 2003 - Oct. 2, 2004)
5	Coastal Carolina (Oct. 23, 2004 - Nov. 20, 2004)
5	Liberty (Oct. 30, 2004 - Sept. 3, 2005)
5	Liberty (Sept. 29, 2007 - Nov. 3, 2007)
5	Stony Brook (Sept. 1, 2012 - Sept. 29, 2012)
5	Coastal Carolina (Sept. 28, 2013 - Nov. 2, 2013)
5	Coastal Carolina (Sept. 12, 2015 - Oct. 10, 2015)

SEASON - INDIVIDUAL

RUSHING YARDS

1,964	Miguel Maysonet, Stony Brook	2012
1,729	Lorenzo Taliaferro, Coastal Carolina	2013
1,633	Miguel Maysonet, Stony Brook	2011
1,534	DeAngelo Henderson, Coastal Carolina	2014
1,500	Rashad Jennings, Liberty	2008
1,418	Brock Jackolski, Stony Brook	2011
1,347	Dre Barnes, Liberty	2003
1,346	DeAngelo Henderson, Coastal Carolina	2015
1,310	Edwin Gowins, Stony Brook	2008
1,304	Dre Barnes, Liberty	2002

RUSHING ATTEMPTS

292	D.J. Abnar, Liberty	2014
276	Lorenzo Taliaferro, Coastal Carolina	2013
267	Miguel Maysonet, Stony Brook	2012
263	Rashad Jennings, Liberty	2008
257	Juanne Blount, Gardner-Webb	2013
252	Miguel Maysonet, Stony Brook	2011
245	Christian Reyes, Charleston Southern	2013
234	DeAngelo Henderson, Coastal Carolina	2014
229	Dre Barnes, Liberty	2003
224	Darrell Bridges, Presbyterian	2015

RUSHING YARDS PER CARRY (100-199 attempts)

9.36	Edwin Gowins, Stony Brook	2008
7.14	Patrick Hall, Coastal Carolina	2004
7.00	Zach Terrell, Liberty	2007
6.91	Brock Jackolski, Stony Brook	2010
6.74	Mike Tolbert, Coastal Carolina	2007
6.71	Dre Barnes, Liberty	2004
6.57	Howard Abegesah, VMI	2008
6.53	Sam Gado, Liberty	2004
6.49	Tim Maypray, VMI	2008
6.41	Miguel Maysonet, Stony Brook	2010

RUSHING YARDS PER CARRY (min. 200 attempts)

7.36	Miguel Maysonet, Stony Brook	2012
6.60	Brock Jackolski, Stony Brook	2011
6.56	DeAngelo Henderson, Coastal Carolina	2014
6.48	Miguel Maysonet, Stony Brook	2011
6.26	Lorenzo Taliaferro, Coastal Carolina	2013
6.06	DeAngelo Henderson, Coastal Carolina	2015
6.01	Sean Mizzer, VMI	2003
5.90	Dre Barnes, Liberty	2002
5.88	Dre Barnes, Liberty	2003
5.70	Rashad Jennings, Liberty	2008

RUSHING TOUCHDOWNS

27	Lorenzo Taliaferro, Coastal Carolina	2013
21	Miguel Maysonet, Stony Brook	2012
20	DeAngelo Henderson, Coastal Carolina	2014
17	Rashad Jennings, Liberty	2008
16	Brock Jackolski, Stony Brook	2011
16	Desmond Rice, Liberty	2013
16	DeAngelo Henderson, Coastal Carolina	2015
15	Rashad Jennings, Liberty	2007
15	Miguel Maysonet, Stony Brook	2011
15	D.J. Abnar, Liberty	2014

RUSHING YARDS PER GAME (min. 75% of team's games)

151.1	Miguel Maysonet, Stony Brook	2012
136.4	Rashad Jennings, Liberty	2008
125.6	Miguel Maysonet, Stony Brook	2011
123.7	Rashad Jennings, Liberty	2007
119.1	Edwin Gowins, Stony Brook	2008
118.5	Dre Barnes, Liberty	2002
115.8	Kenny Little, Gardner-Webb	2011
115.3	Lorenzo Taliaferro, Coastal Carolina	2013
115.1	Tim Maypray, VMI	2008
112.2	Dre Barnes, Liberty	2003
112.2	DeAngelo Henderson, Coastal Carolina	2015

MOST COMBINED RUSHING YARDS, TWO TEAMMATES

3,051	Maysonet (1,633) & Jackolski (1,418) - SBU	2011
2,982	Maysonet (1,964) & Coker (1,018) - SBU	2012
2,505	Gowins (1,310) & Cuttino (1,195) - SBU	2008
2,328	Taliaferro (1,729) & Henderson (599) - CCU	2013
2,269	Taliaferro (1,729) & Ross (540) - CCU	2013
2,225	Henderson (1,534) & Ross (691) - CCU	2014
2,157	Maysonet (1,128) & Jackolski (1,029) - SBU	2010
2,079	Taliaferro (1,729) & Small (350) - CCU	2013
2,041	Maypray (1,266) & Abegesah (775) - VMI	2008
1,876	Jennings (1,113) & Terrell (763) - Liberty	2007

TEAMMATES WITH 1,000 RUSHING YARDS

2	SBU (Gowins - 1,310, Cuttino - 1,195)	2008
2	SBU (Maysonet - 1,128, Jackolski - 1,029)	2010
2	SBU (Maysonet - 1,633, Jackolski - 1,418)	2011
2	SBU (Maysonet - 1,964, Coker - 1,018)	2012

200-YARD RUSHING GAMES

3	Miguel Maysonet, Stony Brook	2012
2	Dre Barnes, Liberty	2003
2	Edwin Gowins, Stony Brook	2008
2	Conte Cuttino, Stony Brook	2008

100-YARD RUSHING GAMES

10	Rashad Jennings, Liberty	2008
9	Miguel Maysonet, Stony Brook	2012
9	Lorenzo Taliaferro, Coastal Carolina	2013
9	DeAngelo Henderson, Coastal Carolina	2014
8	Miguel Maysonet, Stony Brook	2011
8	DeAngelo Henderson, Coastal Carolina	2015
7	Dre Barnes, Liberty	2002
7	Sean Mizzer, VMI	2003
7	Rashad Jennings, Liberty	2007
6	several tied with	

MOST CONSECUTIVE 100-YARD RUSHING GAMES, SINGLE SEASON

9	Rashad Jennings, Liberty (2008)
5	Eugene Goodman, Liberty (2004)
5	Rashad Jennings, Liberty (2007)
5	Conte Cuttino, Stony Brook (2008)
5	Miguel Maysonet, Stony Brook (2011)
5	Brock Jackolski, Stony Brook (2011)
5	Lorenzo Taliaferro, Coastal Carolina (2013)
5	DeAngelo Henderson, Coastal Carolina (2015)

MOST CONSECUTIVE 100-YARD RUSHING GAMES, START OF SEASON

9	Rashad Jennings, Liberty (2008)
5	Eugene Goodman, Liberty (2004)
2	Dre Barnes, Liberty (2002)
2	Rashad Jennings, Liberty (2006)
2	Sean Mizzer, VMI (2006)
2	Zach Terrell, Liberty (2007)
2	Edwin Gowins, Stony Brook (2008)
2	Tim Maypray, VMI (2008)
2	Darius Hammond, Charleston Southern (2015)



Rashad Jennings, Liberty (2006-08)

MULTI-RUSHING TOUCHDOWN GAMES

8	Miguel Maysonet, Stony Brook	2012
8	Lorenzo Taliaferro, Coastal Carolina	2013
6	Rashad Jennings, Liberty	2007
6	D.J. Abnar, Liberty	2014
5	Aundres Perkins, Coastal Carolina	2003
5	Patrick Hall, Coastal Carolina	2004
5	Aundres Perkins, Coastal Carolina	2005
5	Patrick Hall, Gardner-Webb	2009
5	Desmond Rice, Liberty	2013
5	De'Angelo Henderson, Coastal Carolina	2014

3-TD RUSHING GAMES

5	Lorenzo Taliaferro, Coastal Carolina	2013
3	Eugene Goodman, Liberty	2003
3	Miguel Maysonet, Stony Brook	2011
3	Desmond Rice, Liberty	2013
2	Sam Gado, Liberty	2004
2	Rashad Jennings, Liberty	2006
2	Mike Tolbert, Coastal Carolina	2007
2	Rashad Jennings, Liberty	2007
2	Edwin Gowins, Stony Brook	2008
2	Miguel Maysonet, Stony Brook	2010
2	Aldreakis Allen, Liberty	2012
2	Demarcus Rouse, Presbyterian	2012
2	Trey White, Kennesaw State	2015
2	Mike Holloway, Charleston Southern	2015

4-TD RUSHING GAMES

2	Miguel Maysonet, Stony Brook	2011
1	Eugene Goodman, Liberty	2003
1	Aundres Perkins, Coastal Carolina	2004
1	Andre Copeland, Charleston Southern	2005
1	Sirchauncey Holloway, Liberty	2011
1	Brock Jackolski, Stony Brook	2011
1	Teddy Allen, Charleston Southern	2012
1	Aldreakis Allen, Liberty	2012
1	Lorenzo Taliaferro, Coastal Carolina	2013

MOST CONSECUTIVE GAMES WITH A RUSHING TD, SINGLE SEASON

14	De'Angelo Henderson, Coastal Carolina (2014)
12	Miguel Maysonet, Stony Brook (2012)
12	De'Angelo Henderson, Coastal Carolina (2015)
10	Zach Terrell, Liberty (2007)
9	Lorenzo Taliaferro, Coastal Carolina (2013)
5	D.J. Abnar, Liberty (2014)
4	Jeremy Height, Coastal Carolina (2012)
4	Marcus Whitener, Coastal Carolina (2012)
4	Josh Woodrum, Liberty (2014)
4	Lavon Chaney, Monmouth (2014)
4	Darius Hammond, Charleston Southern (2015)

MOST CONSECUTIVE GAMES WITH A RUSHING TD, START OF SEASON

14	De'Angelo Henderson, Coastal Carolina (2014)
12	Miguel Maysonet, Stony Brook (2012)
12	De'Angelo Henderson, Coastal Carolina (2015)
10	Zach Terrell, Liberty (2007)
9	Lorenzo Taliaferro, Coastal Carolina (2013)

RUSHING YARDS, QUARTERBACK

1,266	Tim Maypray, VMI	2008
964	Trey White, Kennesaw State	2015
854	Mike Brown, Liberty	2010
794	Tyrell Maxwell, Gardner-Webb	2015
691	Alex Ross, Coastal Carolina	2014
656	Tyler Thigpen, Coastal Carolina	2006
642	Kyle Hughes, VMI	2009
567	Aramis Hillary, Coastal Carolina	2012
540	Alex Ross, Coastal Carolina	2013
519	Tim Maypray, VMI	2009

RUSHING ATTEMPTS, QUARTERBACK

218	Trey White, Kennesaw State	2015
195	Tim Maypray, VMI	2008
189	Tyrell Maxwell, Gardner-Webb	2015
163	Collin Drafts, Charleston Southern	2003
160	Mike Brown, Liberty	2010
154	Alex Ross, Coastal Carolina	2014
137	Nick Roberts, Gardner-Webb	2003
136	Kyle Hughes, VMI	2009
131	Kyle Hughes, VMI	2007
130	Collin Drafts, Charleston Southern	2006
130	Mike Brown, Liberty	2011
130	Aramis Hillary, Coastal Carolina	2012

RUSHING TOUCHDOWNS, QUARTERBACK

12	Tim Maypray, VMI	2008
9	Collin Drafts, Charleston Southern	2005
9	Mike Brown, Liberty	2010
9	Mike Brown, Liberty	2011
9	Alex Ross, Coastal Carolina	2014
9	Josh Woodrum, Liberty	2014
9	Trey White, Kennesaw State	2015
8	Zach MacDowall, Coastal Carolina	2010
7	Nick Roberts, Gardner-Webb	2003
7	Collin Drafts, Charleston Southern	2006
7	Kyle Hughes, VMI	2009
7	Aramis Hillary, Coastal Carolina	2011
7	Malcolm Dixon, Charleston Southern	2012

SEASON - TEAM

RUSHING YARDS

3,932	VMI	2008
3,782	Coastal Carolina	2013
3,582	Stony Brook	2012
3,475	Stony Brook	2011
3,223	Kennesaw State	2015
3,115	VMI	2007
3,058	Coastal Carolina	2004
3,044	VMI	2009
3,028	Charleston Southern	2013
3,017	Coastal Carolina	2014

RUSHING OFFENSE

357.5	VMI	2008
293.0	Kennesaw State	2015
283.2	VMI	2007
278.0	Coastal Carolina	2004
276.7	VMI	2009
275.5	Stony Brook	2012
267.3	Stony Brook	2011
252.1	Coastal Carolina	2013
232.9	Charleston Southern	2013
229.3	Stony Brook	2008

RUSHING ATTEMPTS

657	Coastal Carolina	2013
647	VMI	2007
640	Charleston Southern	2013
614	VMI	2008
604	Kennesaw State	2015
594	Elon	2002
590	Stony Brook	2011
589	Stony Brook	2012
581	Coastal Carolina	2014
581	Charleston Southern	2015

RUSHING YARDS PER CARRY

6.4	VMI	2008
6.1	Stony Brook	2012
6.0	Stony Brook	2008
5.9	Coastal Carolina	2004
5.9	Stony Brook	2011
5.8	Coastal Carolina	2013
5.6	Stony Brook	2010
5.5	Liberty	2007
5.3	Liberty	2008
5.3	VMI	2009
5.3	Kennesaw State	2015

RUSHING TOUCHDOWNS

50	Coastal Carolina	2013
41	Stony Brook	2011
41	Coastal Carolina	2014
40	Coastal Carolina	2004
37	VMI	2008
37	Stony Brook	2012
36	Liberty	2013
34	Coastal Carolina	2003
32	Liberty	2007
31	Liberty	2009

MOST GAMES WITH TEAMMATES RUSHING FOR 100 YARDS, SAME GAME

5	Liberty	2004
4	Liberty	2003
4	Stony Brook	2008
4	Stony Brook	2011
4	Stony Brook	2012
3	Stony Brook	2010
2	VMI	2008
2	VMI	2009
2	Gardner-Webb	2011
2	Presbyterian	2011
2	Liberty	2012
2	Coastal Carolina	2013
2	Monmouth	2014
2	Charleston Southern	2015
2	Kennesaw State	2015

RUSHING FIRST DOWNS

199	Coastal Carolina	2013
180	VMI	2008
171	Charleston Southern	2013
168	Stony Brook	2012
163	VMI	2007
158	Coastal Carolina	2014
157	Kennesaw State	2015
154	Stony Brook	2011
146	Charleston Southern	2015
142	Coastal Carolina	2012

MOST GAMES WITH A 100-YARD RUSHER

11	Liberty	2008
11	Stony Brook	2011
10	Stony Brook	2012
9	Liberty	2004
9	Liberty	2007
9	VMI	2008
9	Coastal Carolina	2013
9	Coastal Carolina	2014
8	Stony Brook	2010
8	Coastal Carolina	2015

MOST 300-YARD RUSHING GAMES

8	VMI	2008
5	Stony Brook	2011
5	Coastal Carolina	2013
5	Kennesaw State	2015
4	Liberty	2003
4	Coastal Carolina	2004
4	VMI	2009
4	Stony Brook	2012
4	Charleston Southern	2013
4	Charleston Southern	2014

CAREER

RUSHING YARDS

4,725	Miguel Maysonet, Stony Brook	2010-12
3,633	Rashad Jennings, Liberty	2006-08
3,479	De'Angelo Henderson, Coastal Carolina	2013-15
3,409	Dre Barnes, Liberty	2002-04
3,223	Sean Mizzer, VMI	2003-06
2,860	Howard Abegesah, VMI	2006-09
2,631	Lance Byrd, Presbyterian	2009-12
2,479	Zach Terrell, Liberty	2005-08
2,456	Tim Maypray, VMI	2006-09
2,447	Brock Jackolski, Stony Brook	2010-11

RUSHING ATTEMPTS

695	Miguel Maysonet, Stony Brook	2010-12
647	Sean Mizzer, VMI	2003-06
633	Rashad Jennings, Liberty	2006-08
630	Juanne Blount, Gardner-Webb	2010-14
563	Dre Barnes, Liberty	2002-04
538	De'Angelo Henderson, Coastal Carolina	2013-15
517	Lance Byrd, Presbyterian	2009-12
512	Howard Abegesah, VMI	2006-09
504	Collin Drafts, Charleston Southern	2003-06
473	Zach Terrell, Liberty	2005-08

RUSHING YARDS PER CARRY (200-399 attempts)

7.38	MIKE HOLLOWAY, Charleston Southern	2013-
7.50	Edwin Gowins, Stony Brook	2008-10
6.72	Brock Jackolski, Stony Brook	2010-11
6.22	Sam Gado, Liberty	2002-04
6.10	Patrick Hall, Coastal Carolina	2003-05
6.03	Mike Tolbert, Coastal Carolina	2004-07
5.86	Lorenzo Taliaferro, Coastal Carolina	2012-13
5.83	BEN ROBINSON, Charleston Southern	2013-
5.53	Eugene Goodman, Liberty	2002-04
5.49	Chris Foster, Gardner-Webb	2002-03

RUSHING YARDS PER CARRY (min. 400 attempts)

6.80	Miguel Maysonet, Stony Brook	2010-12
6.57	De'Angelo Henderson, Coastal Carolina	2013-15
6.06	Dre Barnes, Liberty	2002-04
5.88	Tim Maypray, VMI	2006-09
5.74	Rashad Jennings, Liberty	2006-08
5.59	Howard Abegesah, VMI	2006-09
5.44	Aldreakis Allen, Liberty	2009-13
5.42	Aundres Perkins, Coastal Carolina	2003-06
5.24	Zach Terrell, Liberty	2005-08
5.19	Christian Reyes, Charleston Southern	2013-14

RUSHING TOUCHDOWNS

48	Miguel Maysonet, Stony Brook	2010-12
46	Aundres Perkins, Coastal Carolina	2003-06
42	Rashad Jennings, Liberty	2006-08
42	De'Angelo Henderson, Coastal Carolina	2013-15
32	Lorenzo Taliaferro, Coastal Carolina	2012-13
29	Zach Terrell, Liberty	2005-08
29	Mike Brown, Liberty	2008-11
28	SirChauncey Holloway, Liberty	2009-12
27	Patrick Hall, Gardner-Webb	2007-10
27	Aldreakis Allen, Liberty	2009-13
27	Desmond Rice, Liberty	2011-15

RUSHING YARDS PER GAME (min. 20 games)

127.7	Miguel Maysonet, Stony Brook	2010-12
117.6	Dre Barnes, Liberty	2002-04
117.2	Rashad Jennings, Liberty	2006-08
102.4	Edwin Gowins, Stony Brook	2008-10
102.0	Brock Jackolski, Stony Brook	2010-11
91.7	Christian Reyes, Charleston Southern	2013-14
90.7	Conte Cuttino, Stony Brook	2008-09
87.1	Sean Mizzer, VMI	2003-06
84.9	De'Angelo Henderson, Coastal Carolina	2013-15
78.1	LAVON CHANEY, Monmouth	2014-

200-YARD RUSHING GAMES

4	Dre Barnes, Liberty	2002-04
3	Miguel Maysonet, Stony Brook	2010-12
2	Edwin Gowins, Stony Brook	2008-10
2	Conte Cuttino, Stony Brook	2008-09

100-YARD RUSHING GAMES

22	Rashad Jennings, Liberty	2006-08
21	Miguel Maysonet, Stony Brook	2010-12
18	De'Angelo Henderson, Coastal Carolina	2013-15
17	Dre Barnes, Liberty	2002-04
15	Sean Mizzer, VMI	2003-06
13	Howard Abegesah, VMI	2006-09
12	Brock Jackolski, Stony Brook	2010-11
10	Edwin Gowins, Stony Brook	2008-10
9	Chris Foster, Gardner-Webb	2002-03
9	Lorenzo Taliaferro, Coastal Carolina	2012-13
9	Christian Reyes, Charleston Southern	2013-14

MULTI-RUSHING TOUCHDOWN GAMES

15	Rashad Jennings, Liberty	2006-08
14	Aundres Perkins, Coastal Carolina	2003-06
14	Miguel Maysonet, Stony Brook	2010-12
10	Patrick Hall, Gardner-Webb	2007-10
9	Lorenzo Taliaferro, Coastal Carolina	2012-13
9	De'Angelo Henderson, Coastal Carolina	2013-15
8	Aldreakis Allen, Liberty	2009-13
8	Desmond Rice, Liberty	2011-15
7	Mike Brown, Liberty	2008-11
7	Brock Jackolski, Stony Brook	2010-11
7	D.J. Abnar, Liberty	2012-15

3-TD RUSHING GAMES

6	Miguel Maysonet, Stony Brook	2010-12
5	Rashad Jennings, Liberty	2006-08
5	Lorenzo Taliaferro, Coastal Carolina	2012-13
4	Desmond Rice, Liberty	2011-15
3	Eugene Goodman, Liberty	2002-04
3	Mike Tolbert, Coastal Carolina	2004-07
3	Edwin Gowins, Stony Brook	2008-10
3	Aldreakis Allen, Liberty	2009-13
2	several tied with	

4-TD RUSHING GAMES

2	Miguel Maysonet, Stony Brook	2010-12
1	Eugene Goodman, Liberty	2002-04
1	Aundres Perkins, Coastal Carolina	2003-06
1	Andre Copeland, Charleston Southern	2005
1	SirChauncey Holloway, Liberty	2009-12
1	Brock Jackolski, Stony Brook	2010-11
1	Teddy Allen, Charleston Southern	2010-13
1	Aldreakis Allen, Liberty	2009-13
1	Lorenzo Taliaferro, Coastal Carolina	2012-13

1,000 RUSHING YARD SEASONS

3	Rashad Jennings, Liberty	2006-08
3	Miguel Maysonet, Stony Brook	2010-12
2	Dre Barnes, Liberty	2002-04
2	Sean Mizzer, VMI	2003-06
2	Brock Jackolski, Stony Brook	2010-11
2	De'Angelo Henderson, Coastal Carolina	2013-15

RUSHING YARDS, QUARTERBACK

1,785	Tim Maypray, VMI	2006-09
1,638	Tyler Thigpen, Coastal Carolina	2003-06
1,564	Alex Ross, Coastal Carolina	2012-15
1,379	Mike Brown, Liberty	2008-11
1,286	Kyle Hughes, VMI	2006-09
1,262	Malcolm Dixon, Charleston Southern	2010-13
1,182	Nick Roberts, Gardner-Webb	2002-05
1,049	TYRELL MAXWELL, Gardner-Webb	2014-
964	TREY WHITE, Kennesaw State	2015-
859	Aramis Hillary, Coastal Carolina	2010-12

RUSHING ATTEMPTS, QUARTERBACK

504	Collin Drafts, Charleston Southern	2003-06
391	Alex Ross, Coastal Carolina	2012-15
361	Kyle Hughes, VMI	2006-09
354	Nick Roberts, Gardner-Webb	2002-05
345	Tyler Thigpen, Coastal Carolina	2003-06
317	Malcolm Dixon, Charleston Southern	2010-13
310	Tim Maypray, VMI	2006-09
310	Mike Brown, Liberty	2008-11
262	Jonathan Wilson, VMI	2003-06
255	Stan Doolittle, Gardner-Webb	2006-09

RUSHING TOUCHDOWNS, QUARTERBACK

19	Nick Roberts, Gardner-Webb	2002-05
19	Mike Brown, Liberty	2008-11
19	Alex Ross, Coastal Carolina	2012-15
18	Tim Maypray, VMI	2006-09
17	Collin Drafts, Charleston Southern	2003-06
16	Zach MacDowall, Coastal Carolina	2008-10
16	Josh Woodrum, Liberty	2012-15
14	Jonathan Wilson, VMI	2003-06
14	Kyle Hughes, VMI	2006-09
13	Tyler Thigpen, Coastal Carolina	2003-06
13	Aramis Hillary, Coastal Carolina	2010-12

100-YARD RUSHING GAMES, QUARTERBACK

6	Tim Maypray, VMI	2006-09
4	TREY WHITE, Kennesaw State	2015-
3	Kyle Hughes, VMI	2006-09
3	Malcolm Dixon, Charleston Southern	2010-13
3	TYRELL MAXWELL, Gardner-Webb	2014-
2	Tyler Thigpen, Coastal Carolina	2003-06
2	Mike Brown, Liberty	2008-11
2	Ryan Singer, Presbyterian	2010-11
2	Aramis Hillary, Coastal Carolina	2010-12

MOST 3-RUSH TD GAMES, QUARTERBACK

2	TREY WHITE, Kennesaw State	2015-
1	James Murdaugh, Elon	2002
1	Tyler Thigpen, Coastal Carolina	2003-06
1	Tim Maypray, VMI	2006-09
1	TYRELL MAXWELL, Gardner-Webb	2014-

MOST 3-RUSH TD GAMES, QUARTERBACK

2	TREY WHITE, Kennesaw State	2015-
1	James Murdaugh, Elon	2002
1	Tyler Thigpen, Coastal Carolina	2003-06
1	Tim Maypray, VMI	2006-09
1	TYRELL MAXWELL, Gardner-Webb	2014-

MOST MULTI-RUSHING TD GAMES, QUARTERBACK

5	Mike Brown, Liberty	2008-11
4	Collin Drafts, Charleston Southern	2003-06
4	Kyle Hughes, VMI	2006-09
3	Nick Roberts, Gardner-Webb	2002-05
3	Tim Maypray, VMI	2006-09
3	Malcolm Dixon, Charleston Southern	2010-13
3	Alex Ross, Coastal Carolina	2012-15
3	Josh Woodrum, Liberty	2012-15
2	Zach MacDowall, Coastal Carolina	2008-10
2	Ryan Singer, Presbyterian	2010-11
2	Austin Brown, Charleston Southern	2014-15
2	TREY WHITE, Kennesaw State	2015-



Miguel Maysonet, Stony Brook (2010-12)



GAME - INDIVIDUAL

PASSING YARDS

430	Lucas Beatty, Gardner-Webb at VMI (10-18-14)
419	Collin Drafts, Charleston Southern vs. Allen (11-6-04)
415	Alex Ross, Coastal Carolina vs. The Citadel (11-28-15)
406	Collin Drafts, Charleston Southern vs. Gardner-Webb (11-4-06)
398	Eli Byrd, Charleston Southern at North Greenville (9-29-07)
397	Richard Mounce, Charleston Southern vs. Coastal Carolina (11-12-11)
396	Darren Swiggett, Charleston Southern at The Citadel (11-21-02)
394	Devin Campbell, Gardner-Webb at Stony Brook (11-1-08)
392	Devin Campbell, Gardner-Webb vs. VMI (10-25-08)
390	Brandon Hill, Monmouth at Lehigh (9-27-14)

PASS COMPLETIONS

37	Tim Webb, Presbyterian at Wofford (8-30-08)
35	Tim Webb, Presbyterian at Appalachian State (9-27-08)
35	Lucas Beatty, Gardner-Webb at Charlotte (10-5-13)
34	Eli Byrd, Charleston Southern at North Greenville (9-29-07)
34	Brandon Miley, Presbyterian at Gardner-Webb (10-18-08)
34	Josh Woodrum, Liberty at Montana (9-15-12)
34	Eric Kordenbrock, VMI vs. Robert Morris (9-28-13)
34	Alex Ross, Coastal Carolina vs. Elon (9-27-14)
34	Josh Woodrum, Liberty at Monmouth (10-17-15)
33	Brandon Hill, Monmouth at Lehigh (9-27-14)

PASSING ATTEMPTS

57	Tim Webb, Presbyterian at Appalachian State (9-27-08)
56	Tim Webb, Presbyterian at Wofford (8-30-08)
56	Brandon Miley, Presbyterian at VMI (11-22-08)
54	Eli Byrd, Charleston Southern at North Greenville (9-29-07)
53	Andrew Trudnowski, Charleston Southern vs. VMI (10-23-10)
53	Lucas Beatty, Gardner-Webb at Monmouth (11-22-14)
53	Josh Woodrum, Liberty at Monmouth (10-17-15)
52	Lucas Beatty, Gardner-Webb at Charlotte (10-5-13)
51	Stan Doolittle, Gardner-Webb at VMI (10-3-09)
51	Eric Kordenbrock, VMI vs. Robert Morris (9-28-13)

PASS COMPLETION PERCENTAGE (15-19 completions)

88.2	Tommy Beecher (15-of-17), Liberty vs. Presbyterian (10-31-09)
86.4	Aramis Hillary (19-of-22), Coastal Carolina at Presbyterian (11-10-12)
85.0	Austin Brown (17-of-20), Charleston Southern at Charlotte (9-27-14)
83.3	Jonathan Wilson (15-of-18), VMI vs. Davidson (9-3-05)
83.3	Kaleb Griffin (15-of-18), Presbyterian at Furman (9-14-13)
81.8	Nick Roberts (18-of-22), Gardner-Webb vs. Webber International (9-13-03)
80.0	Tommy Beecher (16-of-20), Liberty at Charleston Southern (10-24-09)
80.0	Kyle Essington (16-of-20), Stony Brook vs. St. Anselm (10-15-11)
79.2	A.J. Toscano (19-of-24), Charleston Southern at VMI (10-31-09)
79.2	Aramis Hillary (19-of-24), Coastal Carolina at Bethune-Cookman (11-24-12)
79.2	Alex Ross (19-of-24), Coastal Carolina vs. Bryant (9-26-15)

PASS COMPLETION PERCENTAGE (20-29 completions)

84.4	Lucas Beatty (27-of-32), Gardner-Webb at Liberty (10-6-12)
84.0	Lucas Beatty (21-of-25), Gardner-Webb vs. Point (9-28-13)
82.9	Lucas Beatty (29-of-35), Gardner-Webb at The Citadel (9-27-14)
82.8	Collin Drafts (24-of-29), Charleston Southern vs. Allen (11-6-04)
82.8	Mike Brown (24-of-29), Liberty vs. James Madison (9-17-11)
82.1	Collin Drafts (23-of-28), Charleston Southern at Gardner-Webb (11-5-05)
82.1	Josh Woodrum (23-of-28), Liberty at Charleston Southern (11-23-13)
81.5	Tyler Thigpen (22-of-27), Coastal Carolina at Gardner-Webb (11-11-06)
80.6	Mike Brown (29-of-36), Liberty at Lafayette (9-19-09)
80.6	Josh Woodrum (25-of-31), Liberty vs. Gardner-Webb (10-6-12)

PASS COMPLETION PERCENTAGE (min. 30 completions)

77.3	Josh Woodrum (34-of-44), Liberty at Montana (9-15-12)
75.6	Collin Drafts (31-of-41), Charleston Southern vs. Gardner-Webb (11-4-06)
75.0	Brandon Hill (33-of-44), Monmouth at Lehigh (9-27-14)
72.7	Devin Campbell (32-of-44), Gardner-Webb at Stony Brook (11-1-08)
72.3	Alex Ross (34-of-47), Coastal Carolina vs. Elon (9-27-14)
70.8	Brandon Miley (34-of-48), Presbyterian at Gardner-Webb (10-18-08)
69.8	Lucas Beatty (30-of-43), Gardner-Webb vs. Samford (9-15-12)
68.1	Lucas Beatty (32-of-47), Gardner-Webb vs. Charlotte (10-4-14)
67.3	Lucas Beatty (35-of-52), Gardner-Webb at Charlotte (10-5-13)
66.7	Eric Kordenbrock (34-of-51), VMI vs. Robert Morris (9-28-13)
66.7	Josh Woodrum (30-of-45), Liberty at Gardner-Webb (10-10-15)

TOUCHDOWN PASSES

5	Jeremy Martin, Gardner-Webb vs. Savannah State (11-16-02)
5	Collin Drafts, Charleston Southern vs. North Greenville (10-23-04)
5	Collin Drafts, Charleston Southern at The Citadel (9-9-06)
5	Zach MacDowall, Coastal Carolina vs. Charleston Southern (11-20-10)
5	Kyle Essington, Stony Brook vs. Charleston Southern (10-6-12)
5	Aramis Hillary, Coastal Carolina at Presbyterian (11-10-12)
5	Lucas Beatty, Gardner-Webb at VMI (10-18-14)
5	Alex Ross, Coastal Carolina vs. Kennesaw State (11-14-15)

LONGEST PASS COMPLETION

91t	Alex Ross to Bruce Mapp, Coastal Carolina vs. The Citadel (11-28-15)
90t	Kyle Hughes to Zach Collins, VMI vs. Coastal Carolina (10-11-08)
89t	Kyle Essington to Kevin Norrell, Stony Brook vs. Central Conn. State (9-1-12)
87t	Kyle Hughes to Tim Maypray, VMI vs. Charleston Southern (11-3-07)
87t	Heys McMath to Tobi Antigha, Presbyterian at Coastal Carolina (11-16-13)
86t	Clint Chappell to Brad Moultrie, Charleston Southern at Presbyterian (9-14-02)
86	Brock Smith to Brandon Turner, Liberty vs. Coastal Carolina (11-3-07)
86t	Kyle Essington to Kevin Norrell, Stony Brook vs. Pace (9-8-12)
86t	Alex Ross to DeMario Bennett, Coastal Carolina at Montana (12-7-13)
86t	Josh Woodrum to Darrin Peterson, Liberty vs. Brevard (9-13-14)

CONSECUTIVE 300-YARD PASSING GAMES

3	Tyler Thigpen, Coastal Carolina (Nov. 11, 2006 - Nov. 25, 2006)
3	Devin Campbell, Gardner-Webb (Oct. 25, 2008 - Nov. 8, 2008)
3	Josh Woodrum, Liberty (Sept. 13, 2014 - Sept. 27, 2014)
3	Brandon Hill, Monmouth (Sept. 27, 2014 - Oct. 11, 2014)

MOST CONSECUTIVE 200-YARD PASSING GAMES

17	Mike Brown, Liberty (2010-11)
8	Collin Drafts, Charleston Southern (2004-05)
8	Collin Drafts, Charleston Southern (2005)
8	Collin Drafts, Charleston Southern (2006)
8	Josh Woodrum, Liberty (2015)
7	Brandon Hill, Monmouth (2014)
7	Alex Ross, Coastal Carolina (2014)
7	Josh Woodrum, Liberty (2014)
7	Alex Ross, Coastal Carolina (2015)
6	Brock Smith, Liberty (2008)
6	Brandon Miley, Presbyterian (2008-09)

MOST CONSECUTIVE 200-YARD PASSING GAMES, START OF SEASON

11	Mike Brown, Liberty (2010)
7	Brandon Hill, Monmouth (2014)
6	Mike Brown, Liberty (2011)
4	Nick Roberts, Gardner-Webb (2005)
4	Aramis Hillary, Coastal Carolina (2012)
3	Tyler Thigpen, Coastal Carolina (2006)
3	A.J. Toscano, Charleston Southern (2010)

MOST CONSECUTIVE GAMES WITH A TOUCHDOWN PASS

18	Collin Drafts, Charleston Southern (2005-06)
16	Alex Ross, Coastal Carolina (2013-14)
13	Mike Brown, Liberty (2010-11)
12	Tyler Thigpen, Coastal Carolina (2006)
11	Aramis Hillary, Coastal Carolina (2011-12)
9	Collin Drafts, Charleston Southern (2003-04)
9	Brock Smith, Liberty (2007-08)
9	Josh Woodrum, Liberty (2014)
8	William Richardson, Coastal Carolina (2007)
8	Zach MacDowall, Coastal Carolina (2008)
8	Brandon Miley, Presbyterian (2008-09)
8	Kyle Essington, Stony Brook (2011-12)

MOST CONSECUTIVE MULTI-TOUCHDOWN PASS GAMES

6	Michael Coulter (2-2-2-2-2 = 12), Stony Brook (2009)
6	Mike Brown (2-2-2-3-2 = 13), Liberty (2011)
6	Kyle Essington (3-3-2-2-3-2 = 13), Stony Brook (2011-12)
6	Brandon Hill (2-2-2-3-2-4 = 15), Monmouth (2014)
5	Collins Drafts (2-4-2-2-2 = 12), Charleston Southern (2005)
5	Tyler Thigpen (2-4-2-3-3 = 14), Coastal Carolina (2006)
5	Brock Smith (2-2-2-2-2 = 10), Liberty (2008)
5	Kyle Essington (5-2-2-3-3 = 15), Stony Brook (2012)
5	Alex Ross (2-3-2-3-2 = 12), Coastal Carolina (2014)

GAMES WITH 300 YARDS PASSING AND 100 YARDS RUSHING

1	Tyler Thigpen (306 P, 119 R), Coastal Carolina at Gardner-Webb (11-11-06)
1	Mike Brown (334 P, 160 R), Liberty vs. Stony Brook (11-20-10)

GAMES WITH 200 YARDS PASSING AND 100 YARDS RUSHING

- 2 Mike Brown (272 P, 149 R), Liberty at Presbyterian (10-30-10)
- Mike Brown (334 P, 160 R), Liberty vs. Stony Brook (11-20-10)
- 1 Tyler Thigpen (306 P, 119 R), Coastal Carolina at Gardner-Webb (11-11-06)
- 1 Nick Roberts (291 P, 137 R), Gardner-Webb vs. Tennessee-Martin (9-24-05)
- 1 Aramis Hillary (245 P, 114 R), Coastal Carolina vs. VMI (10-8-11)
- 1 Alex Ross (202 P, 123 R), Coastal Carolina at Montana (12-7-13)

GAMES WITH 100 YARDS PASSING AND 100 YARDS RUSHING

- 2 Tyler Thigpen (157 P, 112 R), Coastal Carolina vs. VMI (10-29-05)
- Tyler Thigpen (306 P, 119 R), Coastal Carolina at Gardner-Webb (11-11-06)
- 2 Kyle Hughes (108 P, 136 R), VMI at Robert Morris (9-29-07)
- Kyle Hughes (141 P, 133 R), VMI at Richmond (9-26-09)
- 2 Mike Brown (272 P, 149 R), Liberty at Presbyterian (10-30-10)
- Mike Brown (334 P, 160 R), Liberty vs. Stony Brook (11-20-10)
- 2 Ryan Singer (114 P, 108 R), Presbyterian at Liberty (10-29-11)
- Ryan Singer (182 P, 106 R), Presbyterian vs. VMI (11-12-11)
- 2 Aramis Hillary (245 P, 114 R), Coastal Carolina vs. VMI (10-8-11)
- Aramis Hillary (102 P, 115 R), Coastal Carolina vs. Charleston Southern (11-17-12)
- 2 Malcolm Dixon (123 P, 102 R), Charleston Southern vs. Shorter (9-7-13)
- Malcolm Dixon (140 P, 135 R), Charleston Southern at Campbell (9-14-13)
- 2 Tyrell Maxwell (132 P, 102 R), Gardner-Webb at South Alabama (9-5-15)
- Tyrell Maxwell (105 P, 173 R), Gardner-Webb vs. Liberty (10-10-15)
- 2 Trey White (114 P, 170 R), Kennesaw State vs. Gardner-Webb (10-17-15)
- Trey White (114 P, 102 R), Kennesaw State vs. Monmouth (10-31-15)

INTERCEPTIONS THROWN

- 5 John Rock, Gardner-Webb at Stony Brook (11-13-10)
- 4 Darren Swiggett, Charleston Southern vs. Gardner-Webb (11-9-02)
- 4 Darren Swiggett, Charleston Southern at The Citadel (11-21-02)
- 4 Nick Roberts, Gardner-Webb vs. Florida International (11-15-03)
- 4 Nick Roberts, Gardner-Webb at Morgan State (9-11-04)
- 4 Collin Drafts, Charleston Southern vs. VMI (10-21-06)
- 4 Tim Webb, Presbyterian at Appalachian State (9-27-08)
- 4 Brandon Miley, Presbyterian at Gardner-Webb (10-18-08)
- 4 Brandon Miley, Presbyterian at Old Dominion (10-10-09)
- 4 Tim Webb, Presbyterian vs. Charleston Southern (11-7-09)
- 4 Michael Coulter, Stony Brook at South Florida (9-4-10)
- 4 John Rock, Gardner-Webb vs. Western Carolina (9-18-10)
- 4 Andrew Trudnowski, Charleston Southern vs. VMI (10-23-10)
- 4 Zach MacDowall, Coastal Carolina vs. Western Illinois (11-27-10)
- 4 Kyle Essington, Stony Brook at Liberty (11-10-12)
- 4 Heys McMath, Presbyterian vs. Liberty (11-1-14)
- 4 Austin Brown, Charleston Southern at Liberty (11-15-14)

GAME - TEAM

PASSING YARDS

- 452 Liberty vs. St. Francis, Pa. (9-4-10)
- 451 Gardner-Webb at VMI (10-18-14)
- 431 Charleston Southern vs. North Greenville (10-25-03)
- 419 Charleston Southern vs. Allen (11-6-04)
- 419 Coastal Carolina at Charlotte (11-8-14)
- 416 Gardner-Webb at Charlotte (10-5-13)
- 415 Coastal Carolina vs. The Citadel (11-28-15)
- 407 Gardner-Webb vs. Union College (9-3-05)
- 406 Charleston Southern vs. Gardner-Webb (11-4-06)
- 400 VMI at Presbyterian (10-19-13)

PASS COMPLETIONS

- 38 Presbyterian at Gardner-Webb (10-18-08)
- 37 Presbyterian at Wofford (8-30-08)
- 36 Gardner-Webb at Charlotte (10-5-13)
- 35 Gardner-Webb at Furman (10-1-05)
- 35 Presbyterian at Appalachian State (9-27-08)
- 35 Liberty at Montana (9-15-12)
- 34 Charleston Southern at North Greenville (9-29-07)
- 34 VMI vs. Robert Morris (9-28-13)
- 34 Coastal Carolina vs. Elon (9-27-14)
- 34 Liberty at Monmouth (10-17-15)

PASSING ATTEMPTS

- 61 Presbyterian at Appalachian State (9-27-08)
- 56 Presbyterian at Wofford (8-30-08)
- 56 Presbyterian at VMI (11-22-08)
- 55 Gardner-Webb vs. Western Carolina (9-18-10)
- 54 Charleston Southern at North Greenville (9-29-07)
- 53 Gardner-Webb at Furman (10-1-05)
- 53 Charleston Southern vs. VMI (10-23-10)
- 53 Gardner-Webb at Charlotte (10-5-13)
- 53 Gardner-Webb at Monmouth (11-22-14)
- 53 Liberty at Monmouth (10-17-15)

PASS COMPLETION PERCENTAGE (min. 25 attempts)

- 84.6 Gardner-Webb (22-of-26) vs. Point (9-28-13)
- 84.4 Gardner-Webb (27-of-32) at Liberty (10-6-12)
- 82.8 Liberty (24-of-29) vs. James Madison (9-17-11)
- 82.8 Liberty (24-of-29) at Charleston Southern (11-23-13)
- 81.5 Coastal Carolina (22-of-27) at Gardner-Webb (11-11-06)
- 81.3 Liberty (26-of-32) vs. Gardner-Webb (10-6-12)
- 80.8 VMI (21-of-26) vs. Georgetown (9-27-03)
- 80.6 Liberty (29-of-36) at Lafayette (9-19-09)
- 80.0 Charleston Southern (24-of-30) vs. Allen (11-6-04)
- 78.8 Liberty (26-of-33) vs. St. Francis, Pa. (9-4-10)

TOUCHDOWN PASSES

- 6 Charleston Southern vs. North Greenville (10-23-04)
- 6 Liberty vs. St. Francis, Pa. (9-4-10)
- 6 Monmouth vs. Columbia (10-11-14)
- 5 Liberty at Elon (11-9-02)
- 5 Gardner-Webb vs. Savannah State (11-16-02)
- 5 Gardner-Webb at VMI (10-18-03)
- 5 Gardner-Webb vs. Union College (9-3-05)
- 5 Charleston Southern at The Citadel (9-9-06)
- 5 Coastal Carolina vs. Savannah State (11-4-06)
- 5 Charleston Southern vs. Edward Waters (11-15-08)
- 5 Charleston Southern vs. Presbyterian (11-13-10)
- 5 Coastal Carolina vs. Charleston Southern (11-20-10)
- 5 Stony Brook vs. Charleston Southern (10-6-12)
- 5 Gardner-Webb vs. VMI (10-27-12)
- 5 Coastal Carolina at Presbyterian (11-10-12)
- 5 Gardner-Webb at Charlotte (10-5-13)
- 5 Gardner-Webb at VMI (10-18-14)
- 5 Coastal Carolina vs. Alabama A&M (10-3-15)
- 5 Coastal Carolina vs. Kennesaw State (11-14-15)

AVERAGE YARDS PER COMPLETION (5-9 completions)

- 29.50 Liberty (6 for 177) vs. Appalachian State (9-21-02)
- 26.75 Liberty (8 for 214) vs. Glenville State (9-6-08)
- 25.17 VMI (6 for 151) vs. Presbyterian (11-22-08)
- 25.11 Stony Brook (9 for 226) at Sam Houston State (12-3-11)
- 24.83 VMI (6 for 149) at Norfolk State (9-9-06)
- 24.57 Stony Brook (7 for 172) vs. Pace (9-8-12)
- 23.33 Coastal Carolina (6 for 140) vs. Savannah State (11-6-04)
- 23.33 VMI (9 for 210) vs. Coastal Carolina (10-11-08)
- 23.17 Charleston Southern (6 for 139) vs. VMI (10-13-12)
- 23.00 Elon (9 for 207) at Northwestern State (10-5-02)
- 23.00 Charleston Southern (5 for 115) vs. Edward Waters (10-27-12)

AVERAGE YARDS PER COMPLETION (min. 10 completions)

- 25.67 Kennesaw State (12 for 308) vs. Point (10-10-15)
- 24.09 Liberty (11 for 265) vs. Coastal Carolina (11-3-07)
- 23.73 VMI (11 for 261) vs. Charleston Southern (11-3-07)
- 23.36 Liberty (14 for 327) vs. Brevard (9-13-14)
- 22.90 VMI (10 for 229) at Coastal Carolina (10-27-07)
- 22.88 Charleston Southern (17 for 389) vs. Mars Hill (9-18-10)
- 22.40 VMI (10 for 224) vs. Presbyterian (10-13-07)
- 22.15 Coastal Carolina (13 for 288) at Wofford (9-9-06)
- 22.08 Coastal Carolina (13 for 287) vs. Charleston Southern (10-25-14)
- 21.80 Charleston Southern (10 for 218) vs. West Virginia State (9-20-03)

FIRST DOWNS PASSING

- 22 Gardner-Webb at Charlotte (10-5-13)
- 21 Liberty at Monmouth (10-17-15)
- 20 Coastal Carolina vs. Liberty (10-4-08)
- 20 Liberty vs. Coastal Carolina (10-19-13)
- 19 Gardner-Webb at Furman (10-1-05)
- 19 Gardner-Webb vs. Wofford (11-19-05)
- 19 Charleston Southern at North Greenville (9-29-07)
- 19 Presbyterian at Gardner-Webb (10-18-08)
- 19 Gardner-Webb at Stony Brook (11-1-08)
- 19 Coastal Carolina vs. Liberty (11-13-10)
- 19 VMI vs. Robert Morris (9-28-13)
- 19 Coastal Carolina at Liberty (10-19-13)
- 19 Monmouth at Lehigh (9-27-14)
- 19 Coastal Carolina at Charlotte (11-8-14)

INTERCEPTIONS THROWN

- 5 Gardner-Webb vs. Coastal Carolina (11-11-06)
- 5 Charleston Southern at Wofford (9-8-07)
- 5 VMI at William & Mary (9-11-10)
- 5 Gardner-Webb vs. Western Carolina (9-18-10)
- 5 Gardner-Webb at Stony Brook (11-13-10)

SEASON - INDIVIDUAL

PASSING YARDS

3,389	Alex Ross, Coastal Carolina	2014
3,296	Tyler Thigpen, Coastal Carolina	2006
3,093	Alex Ross, Coastal Carolina	2013
3,009	Alex Ross, Coastal Carolina	2015
2,956	Mike Brown, Liberty	2010
2,947	Josh Woodrum, Liberty	2014
2,772	Josh Woodrum, Liberty	2015
2,665	Collin Drafts, Charleston Southern	2006
2,665	Aramis Hillary, Coastal Carolina	2012
2,664	Mike Brown, Liberty	2011

PASS ATTEMPTS

422	Alex Ross, Coastal Carolina	2014
390	Josh Woodrum, Liberty	2015
388	Lucas Beatty, Gardner-Webb	2014
377	Lucas Beatty, Gardner-Webb	2013
360	Nick Roberts, Gardner-Webb	2004
358	Alex Ross, Coastal Carolina	2013
356	Collin Drafts, Charleston Southern	2005
352	Aramis Hillary, Coastal Carolina	2012
351	Mike Brown, Liberty	2010
347	Stan Doolittle, Gardner-Webb	2009
347	Zach MacDowall, Coastal Carolina	2010

PASS COMPLETIONS

271	Alex Ross, Coastal Carolina	2014
242	Josh Woodrum, Liberty	2015
234	Lucas Beatty, Gardner-Webb	2014
232	Alex Ross, Coastal Carolina	2013
231	Alex Ross, Coastal Carolina	2015
229	Lucas Beatty, Gardner-Webb	2013
226	Aramis Hillary, Coastal Carolina	2012
223	Collin Drafts, Charleston Southern	2006
223	Mike Brown, Liberty	2010
217	Collin Drafts, Charleston Southern	2005

TOUCHDOWN PASSES

29	Tyler Thigpen, Coastal Carolina	2006
26	Alex Ross, Coastal Carolina	2013
23	Tribble Reese, Charleston Southern	2008
23	Mike Brown, Liberty	2010
23	Kyle Essington, Stony Brook	2012
21	Collin Drafts, Charleston Southern	2004
21	Collin Drafts, Charleston Southern	2006
21	Aramis Hillary, Coastal Carolina	2012
21	Alex Ross, Coastal Carolina	2015
20	Nick Roberts, Gardner-Webb	2003
20	Collin Drafts, Charleston Southern	2005
20	Zach MacDowall, Coastal Carolina	2010
20	Kyle Essington, Stony Brook	2011
20	Alex Ross, Coastal Carolina	2014

INTERCEPTIONS THROWN

17	Nick Roberts, Gardner-Webb	2004
17	Devin Campbell, Gardner-Webb	2006
16	Nick Roberts, Gardner-Webb	2005
16	Brandon Miley, Presbyterian	2009
16	Zach MacDowall, Coastal Carolina	2010
15	John Rock, Gardner-Webb	2010
14	Collin Drafts, Charleston Southern	2006
13	Collin Drafts, Charleston Southern	2003
13	Eli Byrd, Charleston Southern	2007
13	Lucas Beatty, Gardner-Webb	2012
13	Lucas Beatty, Gardner-Webb	2013

LOWEST PERCENTAGE OF INT (min. 200 attempts)

1.03	Josh Woodrum (4 on 390), Liberty	2015
1.23	Jeremy Martin (4 on 326), Gardner-Webb	2002
1.36	Devin Campbell (3 on 220), Gardner-Webb	2008
1.44	Stan Doolittle (5 on 347), Gardner-Webb	2009
1.66	Alex Ross (7 on 422), Coastal Carolina	2014
1.80	Brandon Hill (6 on 334), Monmouth	2014
1.97	Kyle Essington (4 on 203), Stony Brook	2011
2.02	Alex Ross (7 on 346), Coastal Carolina	2015
2.09	Eric Kordenbrock (5 on 239), VMI	2013
2.16	Brock Smith (6 on 278), Liberty	2008

COMPLETION PERCENTAGE (min. 200 attempts)

69.9	Collin Drafts, Charleston Southern	2006
68.5	Josh Woodrum, Liberty	2012
67.8	Tommy Beecher, Liberty	2009
66.8	Alex Ross, Coastal Carolina	2015
65.6	Mike Brown, Liberty	2011
65.5	Aramis Hillary, Coastal Carolina	2011
64.8	Alex Ross, Coastal Carolina	2013
64.4	Brock Smith, Liberty	2008
64.4	Lucas Beatty, Gardner-Webb	2012
64.3	Josh Woodrum, Liberty	2013

PASSING EFFICIENCY (min. 15 pass att. per game)

171.02	Kyle Essington, Stony Brook	2012
167.42	Tyler Thigpen, Coastal Carolina	2006
162.66	Kyle Essington, Stony Brook	2011
161.79	Brock Smith, Liberty	2008
157.42	Brock Smith, Liberty	2007
156.32	Alex Ross, Coastal Carolina	2013
155.80	Alex Ross, Coastal Carolina	2015
153.57	Mike Brown, Liberty	2011
153.03	Collin Drafts, Charleston Southern	2006
150.49	Josh Woodrum, Liberty	2013

PASSING YARDS PER GAME (min. 75% of team's games)

274.7	Tyler Thigpen, Coastal Carolina	2006
268.7	Mike Brown, Liberty	2010
266.4	Mike Brown, Liberty	2011
253.2	Collin Drafts, Charleston Southern	2004
252.0	Josh Woodrum, Liberty	2015
250.8	Alex Ross, Coastal Carolina	2015
245.6	Josh Woodrum, Liberty	2014
242.3	Collin Drafts, Charleston Southern	2006
242.1	Alex Ross, Coastal Carolina	2014
239.6	Brandon Hill, Monmouth	2014

400-YARD PASSING GAMES

1	Collin Drafts, Charleston Southern	2004
1	Collin Drafts, Charleston Southern	2006
1	Lucas Beatty, Gardner-Webb	2014
1	Alex Ross, Coastal Carolina	2015

300-YARD PASSING GAMES

5	Tyler Thigpen, Coastal Carolina	2006
4	Lucas Beatty, Gardner-Webb	2012
4	Josh Woodrum, Liberty	2014
3	Collin Drafts, Charleston Southern	2004
3	Devin Campbell, Gardner-Webb	2008
3	Brandon Miley, Presbyterian	2008
3	Mike Brown, Liberty	2010
3	Eric Kordenbrock, VMI	2013
3	Brandon Hill, Monmouth	2014
3	Alex Ross, Coastal Carolina	2014
3	Alex Ross, Coastal Carolina	2015

CONSECUTIVE 300-YARD PASSING GAMES, SINGLE SEASON

3	Tyler Thigpen, Coastal Carolina	2006
3	Devin Campbell, Gardner-Webb	2008
3	Josh Woodrum, Liberty	2014
3	Brandon Hill, Monmouth	2014

5-TOUCHDOWN PASSING GAMES

1	Jeremy Martin, Gardner-Webb	2002
1	Collin Drafts, Charleston Southern	2004
1	Collin Drafts, Charleston Southern	2006
1	Zach MacDowall, Coastal Carolina	2010
1	Kyle Essington, Stony Brook	2012
1	Aramis Hillary, Coastal Carolina	2012
1	Lucas Beatty, Gardner-Webb	2014
1	Alex Ross, Coastal Carolina	2015

4-TOUCHDOWN PASS GAMES

3	Tribble Reese, Charleston Southern	2008
2	Nick Roberts, Gardner-Webb	2003
2	Collin Drafts, Charleston Southern	2004
2	Collin Drafts, Charleston Southern	2006
2	Tyler Thigpen, Coastal Carolina	2006
2	Alex Ross, Coastal Carolina	2015

3-TOUCHDOWN PASS GAMES

6	Tyler Thigpen, Coastal Carolina	2006
5	Alex Ross, Coastal Carolina	2013
4	Nick Roberts, Gardner-Webb	2003
4	Nick Roberts, Gardner-Webb	2005
4	Brock Smith, Liberty	2007
4	Tribble Reese, Charleston Southern	2008
4	Mike Brown, Liberty	2010
4	Zach MacDowall, Coastal Carolina	2010
4	Kyle Essington, Stony Brook	2011
4	Kyle Essington, Stony Brook	2012

MULTI-TOUCHDOWN PASS GAMES

9	Tyler Thigpen, Coastal Carolina	2006
9	Mike Brown, Liberty	2010
8	Brock Smith, Liberty	2008
7	Collin Drafts, Charleston Southern	2005
7	Tribble Reese, Charleston Southern	2008
7	Mike Brown, Liberty	2011
7	Kyle Essington, Stony Brook	2012
7	Brandon Hill, Monmouth	2014
6	several tied with	

MOST TOUCHDOWN PASS COMBINATIONS

16	T. Thigpen -- J. Simpson, Coastal Carolina	2006
15	K. Essington -- Kevin Norrell, Stony Brook	2012
14	M. Brown -- C. Summers, Liberty	2010
13	N. Roberts -- W. Andrews Jr., GWU	2003
10	N. Roberts -- D. Flagler, Gardner-Webb	2005
10	C. Drafts -- M. Price, Charleston Southern	2006
10	W. Richardson -- J. Simpson, CCU	2007

TOUCHDOWN PASSES BY NON-QUARTERBACK

2	Adrian Hall (WR), Liberty	2002
2	Gerald Stevenson (WR), Charleston So.	2010
2	Ricky Rhodes (RB), Gardner-Webb	2011
2	Teddy Allen (RB), Charleston Southern	2011
2	Lavon Chaney (RB), Monmouth	2014
2	Damian King (WR), Liberty	2015

SEASON - TEAM

PASSING EFFICIENCY

167.6	Stony Brook	2012
166.6	Coastal Carolina	2006
159.6	VMI	2008
158.9	Liberty	2008
158.1	Liberty	2007
155.6	Liberty	2013
155.1	Coastal Carolina	2013
154.6	Coastal Carolina	2015
150.4	Charleston Southern	2006
150.2	Liberty	2011

PASSING YARDS

3,473	Liberty	2014
3,470	Coastal Carolina	2014
3,429	Coastal Carolina	2006
3,380	Coastal Carolina	2013
3,191	Presbyterian	2008
3,183	Coastal Carolina	2015
3,178	Liberty	2010
3,101	Coastal Carolina	2012
2,973	Liberty	2011
2,914	Gardner-Webb	2005

PASSING OFFENSE

288.9	Liberty	2010
285.8	Coastal Carolina	2006
270.3	Liberty	2011
265.9	Presbyterian	2008
265.2	Coastal Carolina	2015
264.9	Gardner-Webb	2005
260.3	Charleston Southern	2006
259.9	Charleston Southern	2004
259.9	Liberty	2015
258.0	Gardner-Webb	2008

PASS ATTEMPTS

494	Presbyterian	2008
433	Coastal Carolina	2014
423	Gardner-Webb	2014
420	Gardner-Webb	2005
419	Charleston Southern	2003
418	Charleston Southern	2007
412	VMI	2013
407	Gardner-Webb	2013
407	Liberty	2014
401	Coastal Carolina	2012

PASS COMPLETIONS

297	Presbyterian	2008
277	Coastal Carolina	2014
257	Gardner-Webb	2005
253	Coastal Carolina	2012
253	Coastal Carolina	2013
252	Liberty	2014
249	Liberty	2010
246	Gardner-Webb	2008
246	Liberty	2015
245	Gardner-Webb	2013
245	Gardner-Webb	2014

COMPLETION PERCENTAGE

68.7	Charleston Southern	2006
66.1	Liberty	2012
66.0	Coastal Carolina	2015
65.7	Liberty	2013
64.6	Liberty	2011
64.2	Liberty	2008
64.0	Liberty	2010
64.0	Coastal Carolina	2014
63.7	Coastal Carolina	2013
63.3	Gardner-Webb	2012
63.2	Coastal Carolina	2006

PASSING YARDS PER COMPLETION

23.69	VMI	2008
19.05	Kennesaw State	2015
17.69	VMI	2007
16.63	Stony Brook	2012
16.17	Charleston Southern	2012
15.74	Stony Brook	2011
15.38	Coastal Carolina	2006
15.30	VMI	2006
15.06	Liberty	2002
14.42	Liberty	2007
14.42	Liberty	2008

PASS YARDS PER ATTEMPT

9.92	VMI	2008
9.71	Coastal Carolina	2006
9.70	Stony Brook	2012
9.28	VMI	2007
9.26	Liberty	2008
9.12	Kennesaw State	2015
8.94	Liberty	2007
8.69	Liberty	2013
8.65	Coastal Carolina	2015
8.57	Liberty	2011

TOUCHDOWN PASSES

30	Coastal Carolina	2006
30	Coastal Carolina	2013
26	Charleston Southern	2008
26	Liberty	2010
26	Coastal Carolina	2012
24	Gardner-Webb	2005
24	Monmouth	2014
24	Liberty	2014
23	Charleston Southern	2006
23	Coastal Carolina	2010
23	Stony Brook	2012

300-YARD PASSING GAMES

5	Presbyterian	2008
4	Coastal Carolina	2006
4	Gardner-Webb	2008
4	Gardner-Webb	2012
4	VMI	2013
4	Liberty	2014

FEWEST INTERCEPTIONS THROWN

3	VMI	2006
4	Gardner-Webb	2002
4	Liberty	2015
5	Liberty	2006
5	VMI	2008
5	Liberty	2009
5	Gardner-Webb	2009
5	Coastal Carolina	2011
6	Coastal Carolina	2004
6	Liberty	2008
6	Kennesaw State	2015

MOST INTERCEPTIONS THROWN

26	Presbyterian	2009
24	Charleston Southern	2007
21	Charleston Southern	2002
21	Gardner-Webb	2006
20	Gardner-Webb	2005
20	VMI	2010
20	Gardner-Webb	2010
18	Gardner-Webb	2004
18	Presbyterian	2008
18	Coastal Carolina	2010

PASSING FIRST DOWNS

163	Coastal Carolina	2014
147	Gardner-Webb	2008
145	Liberty	2014
144	Presbyterian	2008
144	Coastal Carolina	2013
140	Coastal Carolina	2006
139	Gardner-Webb	2005
139	Liberty	2010
132	Coastal Carolina	2010
131	Coastal Carolina	2015

CAREER

PASSING YARDS

10,266	Josh Woodrum, Liberty	2012-15
9,918	Alex Ross, Coastal Carolina	2012-15
9,768	Collin Drafts, Charleston Southern	2003-06
8,175	Lucas Beatty, Gardner-Webb	2011-14
7,036	Brock Smith, Liberty	2005-08
6,690	Nick Roberts, Gardner-Webb	2002-05
6,598	Tyler Thigpen, Coastal Carolina	2003-06
6,360	Zach MacDowall, Coastal Carolina	2008-10
6,142	Eric Kordenbrock, VMI	2010-13
6,072	Mike Brown, Liberty	2008-11

PASS ATTEMPTS

1,344	Collin Drafts, Charleston Southern	2003-06
1,304	Josh Woodrum, Liberty	2012-15
1,209	Lucas Beatty, Gardner-Webb	2011-14
1,174	Alex Ross, Coastal Carolina	2012-15
1,052	Eric Kordenbrock, VMI	2010-13
1,007	Nick Roberts, Gardner-Webb	2002-05
879	Tyler Thigpen, Coastal Carolina	2003-06
832	Zach MacDowall, Coastal Carolina	2008-10
821	Stan Doolittle, Gardner-Webb	2006-09
806	Brock Smith, Liberty	2005-08

PASS COMPLETIONS

833	Collin Drafts, Charleston Southern	2003-06
833	Josh Woodrum, Liberty	2012-15
760	Alex Ross, Coastal Carolina	2012-15
737	Lucas Beatty, Gardner-Webb	2011-14
597	Nick Roberts, Gardner-Webb	2002-05
567	Eric Kordenbrock, VMI	2010-13
506	Stan Doolittle, Gardner-Webb	2006-09
494	Zach MacDowall, Coastal Carolina	2008-10
486	Tyler Thigpen, Coastal Carolina	2003-06
484	Brock Smith, Liberty	2005-08

TOUCHDOWN PASSES

73	Collin Drafts, Charleston Southern	2003-06
72	Alex Ross, Coastal Carolina	2012-15
61	Josh Woodrum, Liberty	2012-15
53	Tyler Thigpen, Coastal Carolina	2003-06
50	Brock Smith, Liberty	2005-08
48	Nick Roberts, Gardner-Webb	2002-05
45	Zach MacDowall, Coastal Carolina	2008-10
45	Mike Brown, Liberty	2008-11
43	Kyle Essington, Stony Brook	2010-12
42	Lucas Beatty, Gardner-Webb	2011-14

INTERCEPTIONS THROWN

45	Nick Roberts, Gardner-Webb	2002-05
44	Collin Drafts, Charleston Southern	2003-06
41	Lucas Beatty, Gardner-Webb	2011-14
36	Brandon Miley, Presbyterian	2008-11
33	Zach MacDowall, Coastal Carolina	2008-10
30	Eric Kordenbrock, VMI	2010-13
30	Josh Woodrum, Liberty	2012-15
29	Devin Campbell, Gardner-Webb	2005-08
25	Tyler Thigpen, Coastal Carolina	2003-06
24	Alex Ross, Coastal Carolina	2012-15

LOWEST PERCENTAGE OF INT (300-699 attempts)

1.23	Jeremy Martin (4 on 326), Gardner-Webb	2002
1.80	Brandon Hill (6 on 334), Monmouth	2014
2.49	Aramis Hillary (15 on 603), CCU	2010-12
2.91	Kyle Essington (12 on 412), Stony Brook	2010-12
3.18	Kaleb Griffin (12 on 377), Presbyterian	2012-15
3.35	Malcolm Dixon (13 on 388), CSU	2010-13
3.40	Chandler Browning (11 on 324), GWU	2010-13
3.54	CODY WILLIAMS (11 on 311), Monmouth	2015-
3.69	Ryan Singer (12 on 325), Presbyterian	2010-11
3.74	A.J. Toscano (17 on 454), CSU	2008-10

LOWEST PERCENTAGE OF INT (min. 700 attempts)

2.04	Alex Ross (24 on 1174), Coastal Carolina	2012-15
2.30	Josh Woodrum (30 on 1304), Liberty	2012-15
2.68	Stan Doolittle (22 on 821), GWU	2006-09
2.77	Jonathan Wilson (20 on 721), VMI	2003-06
2.84	Tyler Thigpen (25 on 879), CCU	2003-06
2.85	Brock Smith (23 on 806), Liberty	2005-08
2.85	Eric Kordenbrock (30 on 1052), VMI	2010-13
2.91	Mike Brown (21 on 722), Liberty	2008-11
3.27	Collin Drafts (44 on 1344), CSU	2003-06
3.39	Lucas Beatty (41 on 1209), GWU	2011-14

COMPLETION PERCENTAGE (300-499 attempts)

61.0	Tribble Reese (189-310), Charleston So.	2008
60.5	Kaleb Griffin (228-377), Presbyterian	2012-15
60.2	Brandon Hill (201-334), Monmouth	2014
59.3	Tim Webb (210-354), Presbyterian	2008-09
59.2	Jeremy Martin (193-326), Gardner-Webb	2002
59.0	A.J. Toscano (268-454), Charleston So.	2008-10
58.5	CODY WILLIAMS (182-311), Monmouth	2015-
57.8	Heys McMath (215-372), Presbyterian	2013-14
56.8	Kyle Essington (234-412), Stony Brook	2010-12
56.7	William Richardson (182-321), CCU	2005-08

COMPLETION PERCENTAGE (min. 500 attempts)

65.0	Mike Brown (469-722), Liberty	2008-11
64.7	Alex Ross (760-1174), Coastal Carolina	2012-15
64.2	Aramis Hillary (387-603), CCU	2010-12
63.9	Josh Woodrum (833-1304), Liberty	2012-15
62.0	Collin Drafts (833-1344), CSU	2003-06
61.6	Stan Doolittle (506-821), GWU	2006-09
61.0	Lucas Beatty (737-1209), GWU	2011-14
60.0	Brock Smith (484-806), Liberty	2005-08
59.4	Zach MacDowall (494-832), CCU	2008-10
59.3	Nick Roberts (597-1007), GWU	2002-05

PASSING EFF. (min. 20 games, 15 pass att. per game)

151.87	Alex Ross, Coastal Carolina	2012-15
150.34	Mike Brown, Liberty	2008-11
148.14	Brock Smith, Liberty	2005-08
142.24	Aramis Hillary, Coastal Carolina	2010-12
140.83	Josh Woodrum, Liberty	2012-15
134.43	Collin Drafts, Charleston Southern	2003-06
133.47	Zach MacDowall, Coastal Carolina	2008-10
132.56	Tyler Thigpen, Coastal Carolina	2003-06
131.16	Devin Campbell, Gardner-Webb	2005-08
130.80	Michael Coulter, Stony Brook	2009-11

PASSING YARDS PER GAME (min. 20 games)

223.2	Josh Woodrum, Liberty	2012-15
222.0	Collin Drafts, Charleston Southern	2003-06
211.0	Alex Ross, Coastal Carolina	2012-15
187.1	Zach MacDowall, Coastal Carolina	2008-10
185.8	Lucas Beatty, Gardner-Webb	2011-14
175.9	Brock Smith, Liberty	2005-08
167.3	Nick Roberts, Gardner-Webb	2002-05
165.1	Devin Campbell, Gardner-Webb	2005-08
162.4	Aramis Hillary, Coastal Carolina	2010-12
162.2	Michael Coulter, Stony Brook	2009-11

3,000 PASSING YARD SEASONS

3	Alex Ross, Coastal Carolina	2012-15
1	Tyler Thigpen, Coastal Carolina	2003-06

400-YARD PASSING GAMES

2	Collin Drafts, Charleston Southern	2003-06
1	Lucas Beatty, Gardner-Webb	2011-14
1	Alex Ross, Coastal Carolina	2012-15

300-YARD PASSING GAMES

9	Josh Woodrum, Liberty	2012-15
7	Lucas Beatty, Gardner-Webb	2011-14
7	Alex Ross, Coastal Carolina	2012-15
6	Collin Drafts, Charleston Southern	2003-06
5	Tyler Thigpen, Coastal Carolina	2003-06
5	Zach MacDowall, Coastal Carolina	2008-10
5	Mike Brown, Liberty	2008-11
4	Eric Kordenbrock, VMI	2010-13
3	Devin Campbell, Gardner-Webb	2005-08
3	Brandon Miley, Presbyterian	2008-11
3	Brandon Hill, Monmouth	2014

20-TOUCHDOWN PASS SEASONS

3	Collin Drafts, Charleston Southern (2004-05-06)
3	Alex Ross, Coastal Carolina (2013-14-15)
2	Kyle Essington, Stony Brook (2011-12)
1	Nick Roberts, Gardner-Webb (2003)
1	Tyler Thigpen, Coastal Carolina (2006)
1	Tribble Reese, Charleston Southern (2008)
1	Mike Brown, Liberty (2010)
1	Zach MacDowall, Coastal Carolina (2010)
1	Aramis Hillary, Coastal Carolina (2012)

TOUCHDOWN PASSES BY NON-QUARTERBACKS

3	Adrian Hall (WR), Liberty	2002-03
3	LAVON CHANEY (RB), Monmouth	2014-
2	Derrick Overholt (WR), Presbyterian	2008-11
2	Ricky Rhodes (RB), Gardner-Webb	2008-11
2	Gerald Stevenson (WR), Charleston So.	2007-10
2	Teddy Allen (RB), Charleston Southern	2010-13
2	DAMIAN KING (WR), Liberty	2015-

5-TOUCHDOWN PASSING GAMES

2	Collin Drafts, Charleston Southern	2003-06
1	Jeremy Martin, Gardner-Webb	2002
1	Zach MacDowall, Coastal Carolina	2008-10
1	Kyle Essington, Stony Brook	2010-12
1	Aramis Hillary, Coastal Carolina	2010-12
1	Lucas Beatty, Gardner-Webb	2011-14
1	Alex Ross, Coastal Carolina	2012-15

4-TOUCHDOWN PASS GAMES

6	Collin Drafts, Charleston Southern	2003-06
3	Nick Roberts, Gardner-Webb	2002-05
3	Tribble Reese, Charleston Southern	2008
3	Lucas Beatty, Gardner-Webb	2011-14
3	Alex Ross, Coastal Carolina	2012-15
2	Tyler Thigpen, Coastal Carolina	2003-06
2	A.J. Toscano, Charleston Southern	2008-10
2	Kyle Essington, Stony Brook	2010-12
2	Josh Woodrum, Liberty	2012-15

3-TOUCHDOWN PASS GAMES

12	Alex Ross, Coastal Carolina	2012-15
9	Nick Roberts, Gardner-Webb	2002-05
9	Collin Drafts, Charleston Southern	2003-06
8	Tyler Thigpen, Coastal Carolina	2003-06
8	Kyle Essington, Stony Brook	2010-12
8	Josh Woodrum, Liberty	2012-15
7	Brock Smith, Liberty	2005-08
7	Zach MacDowall, Coastal Carolina	2008-10
6	Aramis Hillary, Coastal Carolina	2010-12
5	Mike Brown, Liberty	2008-11



Collin Drafts, Charleston Southern (2003-06)



Tyler Thigpen, Coastal Carolina (2003-06)

GAME - INDIVIDUAL

TOTAL OFFENSE

494	Mike Brown, Liberty vs. Stony Brook (11-20-10)
454	Alex Ross, Coastal Carolina vs. The Citadel (11-28-15)
452	Collin Drafts, Charleston Southern vs. Gardner-Webb (11-4-06)
428	Nick Roberts, Gardner-Webb vs. Tennessee-Martin (9-24-05)
426	Alex Ross, Coastal Carolina vs. Elon (9-27-14)
426	Lucas Beatty, Gardner-Webb at VMI (10-18-14)
426	Alex Ross, Coastal Carolina at Charlotte (11-8-14)
425	Tyler Thigpen, Coastal Carolina at Gardner-Webb (11-11-06)
423	Eli Byrd, Charleston Southern at North Greenville (9-29-07)
423	Richard Mounce, Charleston Southern vs. Coastal Carolina (11-12-11)

MOST OFFENSIVE PLAYS

75	Brandon Miley (56 P, 19 R), Presbyterian at VMI (11-22-08)
68	Sidney Bryant (48 P, 20 R), Charleston Southern vs. Presbyterian (11-10-07)
67	Richard Mounce (39 P, 28 R), Charleston Southern at Gardner-Webb (10-29-11)
67	Lucas Beatty (53 P, 14 R), Gardner-Webb at Monmouth (11-22-14)
64	Darren Swiggett (50 P, 14 R), Charleston Southern at The Citadel (11-21-02)
63	Collin Drafts (39 P, 24 R), Charleston Southern vs. Tusculum (9-27-03)
63	Stan Doolittle (51 P, 12 R), Gardner-Webb at VMI (10-3-09)
62	Tim Webb (56 P, 6 R), Presbyterian at Wofford (8-30-08)
62	Collin Drafts (43 P, 19 R), Charleston Southern at Presbyterian (9-11-04)
62	Tyrell Maxwell (38 P, 24 R), Gardner-Webb vs. Monmouth (11-21-15)

MOST CONSECUTIVE 300-YARD TOTAL OFFENSE GAMES

4	Collin Drafts, Charleston Southern (Sept. 9, 2006 - Oct. 7, 2006)
4	Alex Ross, Coastal Carolina (Oct. 25, 2014 - Nov. 15, 2014)
3	Tyler Thigpen, Coastal Carolina (Sept. 2, 2006 - Sept. 16, 2006)
3	Tyler Thigpen, Coastal Carolina (Sept. 30, 2006 - Oct. 14, 2006)
3	Tyler Thigpen, Coastal Carolina (Nov. 11, 2006 - Nov. 25, 2006)
3	Devin Campbell, Gardner-Webb (Oct. 25, 2008 - Nov. 8, 2008)
3	Mike Brown, Liberty (Sept. 4, 2010 - Sept. 18, 2010)
3	Mike Brown, Liberty (Nov. 13, 2010 - Sept. 3, 2011)

MOST CONSECUTIVE 350-YARD TOTAL OFFENSE GAMES

3	Tyler Thigpen, Coastal Carolina (Nov. 11, 2006 - Nov. 25, 2006)
3	Devin Campbell, Gardner-Webb (Oct. 25, 2008 - Nov. 8, 2008)
2	Mike Brown, Liberty (Sept. 4, 2010 - Sept. 11, 2010)
2	Josh Woodrum, Liberty (Sept. 13, 2014 - Sept. 20, 2014)
2	Lucas Beatty, Gardner-Webb (Oct. 4, 2014 - Oct. 18, 2014)
2	Alex Ross, Coastal Carolina (Nov. 1, 2014 - Nov. 8, 2014)

GAME - TEAM

TOTAL OFFENSE

699	Kennesaw State (391 R, 308 P) vs. Point (10-10-15)
695	Charleston Southern (397 R, 298 P) vs. West Virginia Wesleyan (10-15-05)
693	Stony Brook (521 R, 172 P) vs. Pace (9-8-12)
692	Liberty (429 R, 263 P) at Presbyterian (10-13-12)
690	Coastal Carolina (271 R, 419 P) at Charlotte (11-8-14)
679	Stony Brook (404 R, 275 P) vs. St. Anselm (10-15-11)
678	Presbyterian (523 R, 155 P) vs. Bluefield (9-6-14)
668	Stony Brook (635 R, 33 P) at Iona (11-8-08)
659	VMI (517 R, 142 P) vs. Chowan (9-20-08)
652	Coastal Carolina (355 R, 297 P) at Elon (9-28-13)

TOTAL OFFENSIVE PLAYS

99	Gardner-Webb (59 R, 40 P) at VMI (10-22-05)
98	Gardner-Webb (45 R, 53 P) at Charlotte (10-5-13)
95	VMI (70 R, 25 P) vs. Gardner-Webb (10-20-07)
95	Coastal Carolina (54 R, 41 P) vs. Richmond (12-6-14)
95	Gardner-Webb (63 R, 32 P) vs. Elon (9-12-15)
94	Gardner-Webb (39 R, 55 P) vs. Western Carolina (9-18-10)
93	Presbyterian (37 R, 56 P) at VMI (11-22-08)
93	Coastal Carolina (51 R, 42 P) at Charlotte (11-8-14)
92	Monmouth (52 R, 40 P) vs. Delaware State (8-30-14)
92	Charleston Southern (61 R, 31 P) at Charlotte (9-27-14)

FIRST DOWNS

39	Gardner-Webb vs. Belhaven (9-10-05)
36	Coastal Carolina at Charlotte (11-8-14)
35	Gardner-Webb at Charlotte (10-5-13)
34	Coastal Carolina vs. Hampton (9-21-13)
33	Coastal Carolina at Elon (9-28-13)
33	Monmouth vs. Columbia (10-11-14)
32	eight times

TOTAL OFFENSE YARDS PER PLAY

16.03	Liberty (39 for 625) vs. Brevard (9-13-14)
10.66	Stony Brook (65 for 693) vs. Pace (9-8-12)
10.45	VMI (62 for 648) vs. Presbyterian (11-22-08)
10.31	Presbyterian (49 for 505) vs. Point (10-26-13)
10.13	Stony Brook (67 for 679) vs. St. Anselm (10-15-11)
9.91	Coastal Carolina (56 for 555) at VMI (10-14-06)
9.69	Stony Brook (62 for 601) at Presbyterian (10-27-12)
9.69	Presbyterian (70 for 678) vs. Bluefield (9-6-14)
9.65	Charleston Southern (72 for 695) vs. West Virginia Wesleyan (10-15-05)
9.55	VMI (69 for 659) vs. Chowan (9-20-08)

MOST COMBINED TOTAL OFFENSE

1,212	Coastal Carolina (540) at Old Dominion (672), 12-1-12
1,190	Charleston Southern (617) at Charlotte (573), 9-27-14
1,169	Liberty (615) vs. Coastal Carolina (554), 10-19-13
1,164	Charleston Southern (695) vs. West Virginia Wesleyan (469), 10-15-05
1,138	Liberty (501) at Appalachian State (637), 10-11-14
1,143	Coastal Carolina (596) at Gardner-Webb (547), 11-3-12
1,138	VMI (648) vs. Presbyterian (490), 11-22-08
1,133	Coastal Carolina (577) vs. The Citadel (556), 11-28-15
1,126	Presbyterian (429) at Appalachian State (697), 9-27-08
1,125	Gardner-Webb (539) at Charlotte (586), 10-5-13

MOST COMBINED TOTAL OFFENSE, BIG SOUTH GAME

1,169	Liberty (615) vs. Coastal Carolina (554), 10-19-13
1,143	Coastal Carolina (596) at Gardner-Webb (547), 11-3-12
1,075	VMI (540) at Presbyterian (535), 10-19-13
1,065	Coastal Carolina (534) vs. Liberty (531), 10-4-08
1,060	Gardner-Webb (533) at VMI (527), 10-22-05
1,024	VMI (531) vs. Charleston Southern (493), 11-3-07
1,015	Presbyterian (530) vs. Charleston Southern (485), 11-7-09
1,005	Stony Brook (525) vs. Gardner-Webb (480), 11-1-08
999	Stony Brook (537) vs. Liberty (462), 11-19-11
989	Liberty (508) vs. Gardner-Webb (481), 10-6-12

MOST COMBINED TOTAL PLAYS

187	Gardner-Webb (98) at Charlotte (89), 10-5-13
183	Gardner-Webb (99) at VMI (84), 10-22-05 (three overtimes)
173	Gardner-Webb (77) vs. Southeastern Louisiana (96), 11-20-04
169	Charleston Southern (90) at North Greenville (79), 9-29-07
169	Coastal Carolina (85) vs. Charlotte (84), 11-2-13
168	Gardner-Webb (95) vs. Elon (73), 9-12-15 (three overtimes)
167	Coastal Carolina (87) at Towson (80), 9-11-10 (five overtimes)
167	Liberty (74) at North Carolina (93), 8-30-14
167	Coastal Carolina (95) vs. Richmond (72), 12-6-14
165	Gardner-Webb (88) at Furman (77), 10-1-05

LOWEST COMBINED TOTAL OFFENSE

373	Gardner-Webb (149) at Wofford (224), 9-26-15
380	Liberty (323) vs. St. Paul's (57), 8-31-06
406	Stony Brook (147) at Brown (259), 9-20-08
406	Presbyterian (192) vs. Furman (214), 9-13-14
411	Gardner-Webb (330) vs. Virginia-Lynchburg (81), 9-13-14 (three quarters)
417	Charleston Southern (275) at Presbyterian (142), 10-17-15
426	Gardner-Webb (227) at Georgia Tech (199), 10-11-08
428	Gardner-Webb (279) vs. Wofford (149), 9-21-13
436	Coastal Carolina (177) at Stony Brook (259), 10-24-09
440	Charleston Southern (216) vs. North Greenville (224), 9-7-02

LOWEST COMBINED TOTAL OFFENSE, BIG SOUTH GAME

417	Charleston Southern (275) at Presbyterian (142), 10-17-15
436	Coastal Carolina (177) at Stony Brook (259), 10-24-09
442	Coastal Carolina (196) vs. Presbyterian (246), 11-5-11
444	Charleston Southern (199) vs. Liberty (245), 11-1-03
449	Charleston Southern (203) at Gardner-Webb (246), 11-16-13
475	Presbyterian (195) vs. Gardner-Webb (280), 10-31-15
485	Monmouth (239) at Gardner-Webb (246), 11-21-15
488	Gardner-Webb (237) vs. Charleston Southern (251), 10-29-11
489	Gardner-Webb (218) vs. VMI (271), 11-20-10
491	Gardner-Webb (206) vs. Presbyterian (285), 11-15-14

LOWEST COMBINED OFFENSIVE PLAYS

96	Edward Waters (54) vs. Edward Waters (42), 9-12-15 (10 minute quarters 2nd half)
98	Gardner-Webb (53) vs. Virginia-Lynchburg (45), 9-13-14 (three quarters)
104	Liberty (64) vs. St. Paul's (40), 8-31-06
106	Charleston Southern (46) at Alabama (60), 11-21-15
107	Charleston Southern (65) vs. Edward Waters (42), 10-27-12

LOWEST COMBINED OFFENSIVE PLAYS, BIG SOUTH GAME

111	Stony Brook (54) vs. Charleston Southern (57), 10-30-10
111	VMI (50) at Stony Brook (61), 11-3-12

SEASON - TEAM

TOTAL OFFENSE

7,162	Coastal Carolina	2013
6,487	Coastal Carolina	2014
5,757	Liberty	2014
5,741	Stony Brook	2011
5,691	Coastal Carolina	2012
5,678	Stony Brook	2012
5,617	Coastal Carolina	2006
5,459	Coastal Carolina	2015
5,360	Liberty	2008
5,059	Liberty	2010

TOTAL OFFENSE YARDS PER GAME

477.5	Coastal Carolina	2013
468.1	Coastal Carolina	2006
463.4	Coastal Carolina	2014
459.9	Liberty	2010
454.9	Coastal Carolina	2015
446.7	Liberty	2008
441.6	Stony Brook	2011
441.0	Gardner-Webb	2005
437.8	Coastal Carolina	2012
436.8	Stony Brook	2012

TOTAL OFFENSE YARDS PER PLAY

7.1	Coastal Carolina	2006
7.1	Stony Brook	2012
6.8	Liberty	2006
6.8	VMI	2008
6.8	Liberty	2008
6.8	Coastal Carolina	2013
6.7	Stony Brook	2011
6.7	Coastal Carolina	2015
6.5	Stony Brook	2010
6.4	several tied with	

TOTAL OFFENSIVE PLAYS

1,054	Coastal Carolina	2013
1,014	Coastal Carolina	2014
930	Liberty	2014
928	Coastal Carolina	2012
901	Charleston Southern	2013
899	Gardner-Webb	2013
870	Gardner-Webb	2005
864	Gardner-Webb	2003
860	Stony Brook	2011
854	Charleston Southern	2015

MOST 500-YARD TOTAL OFFENSE GAMES

7	Coastal Carolina	2013
5	Gardner-Webb	2005
4	VMI	2007
4	Liberty	2010
4	Monmouth	2014

MOST 600-YARD TOTAL OFFENSE GAMES

4	Coastal Carolina	2013
2	Stony Brook	2008
2	VMI	2008
2	Stony Brook	2012

CONSECUTIVE GAMES WITH 400 TOTAL OFFENSE YARDS

9	Liberty (Sept. 27, 2008 - Nov. 22, 2008)
8	Stony Brook (Oct. 8, 2011 - Nov. 26, 2011)
7	Liberty (Oct. 20, 2007 - Sept. 6, 2008)
7	Coastal Carolina (Sept. 27, 2014 - Nov. 15, 2014)
6	Gardner-Webb (Nov. 13, 2004 - Oct. 1, 2005)
6	Coastal Carolina (Oct. 14, 2006 - Nov. 25, 2006)

CONSECUTIVE GAMES WITH 500 TOTAL OFFENSE YARDS

3	Gardner-Webb (Sept. 3, 2005 - Sept. 24, 2005)
3	Stony Brook (Nov. 1, 2008 - Nov. 15, 2008)
3	Coastal Carolina (Sept. 14, 2013 - Sept. 28, 2013)
3	Coastal Carolina (Oct. 19, 2013 - Nov. 2, 2013)
3	Monmouth (Sept. 27, 2014 - Oct. 11, 2014)

CONSECUTIVE GAMES WITH 600 TOTAL OFFENSE YARDS

2	Stony Brook (Nov. 8, 2008 - Nov. 15, 2008)
---	--

SEASON - INDIVIDUAL

TOTAL OFFENSE

4,080	Alex Ross, Coastal Carolina	2014
3,952	Tyler Thigpen, Coastal Carolina	2006
3,810	Mike Brown, Liberty	2010
3,633	Alex Ross, Coastal Carolina	2013
3,232	Aramis Hillary, Coastal Carolina	2012
3,218	Alex Ross, Coastal Carolina	2015
3,201	Josh Woodrum, Liberty	2014
3,178	Collin Drafts, Charleston Southern	2006
3,101	Mike Brown, Liberty	2011
3,010	Zach MacDowall, Coastal Carolina	2010

TOTAL OFFENSE PER GAME (min. 75% of team's games)

346.4	Mike Brown, Liberty	2010
329.3	Tyler Thigpen, Coastal Carolina	2006
310.1	Mike Brown, Liberty	2011
291.4	Alex Ross, Coastal Carolina	2014
288.9	Collin Drafts, Charleston Southern	2006
269.3	Aramis Hillary, Coastal Carolina	2012
268.2	Alex Ross, Coastal Carolina	2015
266.8	Josh Woodrum, Liberty	2014
265.2	Collin Drafts, Charleston Southern	2004
259.5	Alex Ross, Coastal Carolina	2013

TOTAL OFFENSIVE PLAYS

576	Alex Ross, Coastal Carolina	2014
511	Mike Brown, Liberty	2010
494	Lucas Beatty, Gardner-Webb	2014
492	Collin Drafts, Charleston Southern	2003
482	Aramis Hillary, Coastal Carolina	2012
478	Collin Drafts, Charleston Southern	2005
477	Alex Ross, Coastal Carolina	2013
475	Nick Roberts, Gardner-Webb	2003
469	Nick Roberts, Gardner-Webb	2004
455	Lucas Beatty, Gardner-Webb	2013

400-YARD TOTAL OFFENSE GAMES

3	Mike Brown, Liberty	2010
2	Devin Campbell, Gardner-Webb	2008
2	Alex Ross, Coastal Carolina	2014

300-YARD TOTAL OFFENSE GAMES

9	Tyler Thigpen, Coastal Carolina	2006
7	Mike Brown, Liberty	2010
7	Mike Brown, Liberty	2011
7	Alex Ross, Coastal Carolina	2014
6	Collin Drafts, Charleston Southern	2006
5	Aramis Hillary, Coastal Carolina	2012
4	Zach MacDowall, Coastal Carolina	2010
4	Alex Ross, Coastal Carolina	2015
3	Nick Roberts, Gardner-Webb	2004
3	Collin Drafts, Charleston Southern	2004
3	Devin Campbell, Gardner-Webb	2008
3	Eric Kordenbrock, VMI	2013
3	Alex Ross, Coastal Carolina	2013
3	Josh Woodrum, Liberty	2014

CONSECUTIVE 300-YARD TOTAL OFFENSE GAMES, SINGLE SEASON

4	Collin Drafts, Charleston Southern (2006)
4	Alex Ross, Coastal Carolina (2014)
3	Tyler Thigpen, Coastal Carolina (2006)
3	Tyler Thigpen, Coastal Carolina (2006)
3	Tyler Thigpen, Coastal Carolina (2006)
3	Devin Campbell, Gardner-Webb (2008)
3	Mike Brown, Liberty (2010)

CAREER

TOTAL OFFENSE

11,482	Alex Ross, Coastal Carolina	2012-15
10,690	Josh Woodrum, Liberty	2012-15
10,571	Collin Drafts, Charleston Southern	2003-06
8,236	Tyler Thigpen, Coastal Carolina	2003-06
7,947	Mike Brown, Liberty	2008-11
7,897	Lucas Beatty, Gardner-Webb	2011-14
7,872	Nick Roberts, Gardner-Webb	2002-05
7,189	Brock Smith, Liberty	2005-08
7,139	Zach MacDowall, Coastal Carolina	2008-10
5,720	Eric Kordenbrock, VMI	2010-13

TOTAL OFFENSE PER GAME (min. 20 games)

244.3	Alex Ross, Coastal Carolina	2012-15
240.3	Collin Drafts, Charleston Southern	2003-06
232.4	Josh Woodrum, Liberty	2012-15
210.0	Zach MacDowall, Coastal Carolina	2008-10
200.9	Tyler Thigpen, Coastal Carolina	2003-06
196.8	Nick Roberts, Gardner-Webb	2002-05
193.0	Aramis Hillary, Coastal Carolina	2010-12
180.6	Mike Brown, Liberty	2008-11
179.5	Lucas Beatty, Gardner-Webb	2011-14
175.9	Brock Smith, Liberty	2005-08

TOTAL OFFENSIVE PLAYS

1,848	Collin Drafts, Charleston Southern	2003-06
1,565	Alex Ross, Coastal Carolina	2012-15
1,532	Josh Woodrum, Liberty	2012-15
1,454	Lucas Beatty, Gardner-Webb	2011-14
1,361	Nick Roberts, Gardner-Webb	2002-05
1,224	Tyler Thigpen, Coastal Carolina	2003-06
1,138	Eric Kordenbrock, VMI	2010-13
1,104	Mike Brown, Liberty	2008-11
1,085	Zach MacDowall, Coastal Carolina	2008-10
1,076	Stan Doolittle, Gardner-Webb	2006-09

AVERAGE YARDS PER PLAY (400-599 plays)

8.37	Kyle Essington, Stony Brook	2010-12
6.47	De'Angelo Henderson, Coastal Carolina	2013-15
6.37	A.J. Toscano, Charleston Southern	2008-10
6.15	Tim Maypray, VMI	2006-09
6.08	Dre Barnes, Liberty	2002-04

AVERAGE YARDS PER PLAY (600-999 plays)

7.81	Brock Smith, Liberty	2005-08
6.80	Miguel Maysonet, Stony Brook	2010-12
6.58	Aramis Hillary, Coastal Carolina	2010-12
6.54	Michael Coulter, Stony Brook	2009-11
6.14	Devin Campbell, Gardner-Webb	2005-08

AVERAGE YARDS PER PLAY (min. 1,000 plays)

7.34	Alex Ross, Coastal Carolina	2012-15
7.20	Mike Brown, Liberty	2008-11
6.98	Josh Woodrum, Liberty	2012-15
6.73	Tyler Thigpen, Coastal Carolina	2003-06
6.57	Zach MacDowall, Coastal Carolina	2008-10

400-YARD TOTAL OFFENSE GAMES

4	Alex Ross, Coastal Carolina	2012-15
3	Mike Brown, Liberty	2008-11
2	Devin Campbell, Gardner-Webb	2005-08

300-YARD TOTAL OFFENSE GAMES

16	Alex Ross, Coastal Carolina	2012-15
15	Mike Brown, Liberty	2008-11
11	Collin Drafts, Charleston Southern	2003-06
10	Tyler Thigpen, Coastal Carolina	2003-06
8	Josh Woodrum, Liberty	2012-15
7	Zach MacDowall, Coastal Carolina	2008-10
6	Nick Roberts, Gardner-Webb	2002-05
6	Aramis Hillary, Coastal Carolina	2010-12
5	Lucas Beatty, Gardner-Webb	2011-14
4	Devin Campbell, Gardner-Webb	2005-08
4	Eric Kordenbrock, VMI	2010-13

GAME - INDIVIDUAL

RECEPTIONS

16	Pat Kelly, Liberty at Coastal Carolina (10-27-12)
15	Chris Summers, Liberty at Lafayette (9-24-11)
14	Du Vaughn Flagler, Gardner-Webb vs. Wofford (11-19-05)
14	Chris Summers, Liberty at Lafayette (9-19-09)
14	Pat Kelly, Liberty at Montana (9-15-12)
13	Eddie Gadsen, Charleston Southern at Presbyterian (9-11-04)
13	Maurice Price, Charleston Southern vs. Liberty (11-12-05)
13	Maurice Price, Charleston Southern at Liberty (11-11-06)
13	Dee Brown, Charleston Southern at Wofford (9-8-07)
13	Darrin Peterson, Liberty at Monmouth (10-17-15)

RECEIVING YARDS

251	Kenny Cook, Gardner-Webb at VMI (10-18-14)
240	Chris Summers, Liberty at Stony Brook (11-19-11)
235	Pat Kelly, Liberty vs. Stony Brook (11-20-10)
232	Nathan Perera, Charleston Southern vs. Stony Brook (11-5-11)
214	Kevin Norrell, Stony Brook vs. Charleston Southern (10-6-12)
210	Du Vaughn Flagler, Gardner-Webb vs. Wofford (11-19-05)
209	Tim Maypray, VMI vs. Charleston Southern (11-3-07)
207	Jerome Simpson, Coastal Carolina at Georgia Southern (9-16-06)
205	Chris Summers, Liberty at Lafayette (9-24-11)
204	Corvaughn Archie, Charleston Southern vs. Coastal Carolina (11-12-11)

TOUCHDOWN RECEPTIONS

4	Maurice Price, Charleston Southern vs. Savannah State (10-22-05)
3	William Andrews Jr., Gardner-Webb at VMI (10-18-03)
3	Jerome Simpson, Coastal Carolina vs. Charleston (WV) (10-9-04)
3	Du Vaughn Flagler, Gardner-Webb vs. Wofford (11-19-05)
3	Gerald Stevenson, Charleston Southern at Stony Brook (10-18-08)
3	Dwayne Eley, Stony Brook at Coastal Carolina (10-25-08)
3	Chris Summers, Liberty vs. Savannah State (10-2-10)
3	Chris Summers, Liberty at VMI (10-16-10)
3	Matt Hazel, Coastal Carolina vs. Liberty (11-13-10)
3	Jordan Gush, Stony Brook vs. Charleston Southern (10-6-12)
3	Kevin Norrell, Stony Brook at Presbyterian (10-27-12)
3	Kevin Norrell, Stony Brook vs. VMI (11-3-12)
3	Darrin Peterson, Liberty vs. Richmond (10-4-14)
3	Darrin Peterson, Liberty vs. Charleston Southern (11-15-14)
3	Darrin Peterson, Liberty vs. Kennesaw State (10-24-15)

MOST CONSECUTIVE GAMES WITH A RECEIVING TOUCHDOWN

9	Jerome Simpson, Coastal Carolina (9-30-06 to 9-1-07)
6	Du Vaughn Flagler, Gardner-Webb (9-29-07 to 11-3-07)
5	Tim Maypray, VMI (9-29-07 to 11-10-07)
5	Matt Hazel, Coastal Carolina (11-12-11 to 9-15-12)
5	Kevin Norrell, Stony Brook (10-6-12 to 11-3-12)
5	Samuel Patterson, VMI (10-12-13 to 11-9-13)
4	Du Vaughn Flagler, Gardner-Webb (11-12-05 to 9-9-06)
4	Dee Brown, Charleston Southern (9-22-07 to 10-20-07)
4	Jerome Simpson, Coastal Carolina (10-27-07 to 11-17-07)
4	Dobson Collins, Gardner-Webb (10-18-08 to 11-8-08)
4	Matt Brevi, Stony Brook (11-12-11 to 12-3-11)
4	Darrin Peterson, Liberty (11-1-14 to 11-22-14)

MOST CONSECUTIVE GAMES WITH MULTI-TOUCHDOWNS RECEIVING

3	William Andrews Jr., Gardner-Webb (2002-03)
3	Jerome Simpson, Coastal Carolina (2007)
3	Kevin Norrell, Stony Brook (2012)

AVERAGE YARDS PER CATCH (5-9 receptions)

41.80	Tim Maypray (5 for 209), VMI vs. Charleston Southern (11-3-07)
33.60	Erick Harris (5 for 168), Liberty at Akron (10-12-02)
33.00	Gerald Stevenson (6 for 198), Charleston Southern vs. Mars Hill (9-18-10)
30.60	Arketa Banks (5 for 153), Elon at Northwestern State (10-5-02)
30.33	Darrin Peterson (6 for 182), Liberty vs. Brevard (9-13-14)
28.80	Neal Sterling (5 for 144), Monmouth at Robert Morris (10-4-14)
28.00	Chris Jones (6 for 168), Coastal Carolina at Liberty (11-19-15)
27.80	Aaron Dunklin (5 for 139), Charleston Southern vs. West Virginia State (9-20-03)
26.75	Kevin Norrell (8 for 214), Stony Brook vs. Charleston Southern (10-6-12)
25.88	Jerome Simpson (8 for 207), Coastal Carolina at Georgia Southern (9-16-06)

CONSECUTIVE 100-YARD RECEIVING GAMES

6	Kevin Norrell, Stony Brook (Oct. 6, 2012 - Nov. 10, 2012)
4	Maurice Price, Charleston Southern (Oct. 15, 2005 - Nov. 12, 2005)
4	Darrin Peterson, Liberty (Sept. 13, 2014 - Oct. 4, 2014)
3	William Andrews Jr., Gardner-Webb (Nov. 9, 2002 - Aug. 30, 2003)
3	Dominic Bolden, Liberty (Oct. 18, 2008 - Nov. 1, 2008)
3	Darrin Peterson, Liberty (Oct. 10, 2015 - Oct. 24, 2015)

AVERAGE YARDS PER CATCH (5-9 receptions)

41.80	Tim Maypray (5 for 209), VMI vs. Charleston Southern (11-3-07)
33.60	Erick Harris (5 for 168), Liberty at Akron (10-12-02)
33.00	Gerald Stevenson (6 for 198), Charleston Southern vs. Mars Hill (9-18-10)
30.60	Arketa Banks (5 for 153), Elon at Northwestern State (10-5-02)
30.33	Darrin Peterson (6 for 182), Liberty vs. Brevard (9-13-14)
28.80	Neal Sterling (5 for 144), Monmouth at Robert Morris (10-4-14)
28.00	Chris Jones (6 for 168), Coastal Carolina at Liberty (11-19-15)
27.80	Aaron Dunklin (5 for 139), Charleston Southern vs. West Virginia State (9-20-03)
26.75	Kevin Norrell (8 for 214), Stony Brook vs. Charleston Southern (10-6-12)
25.88	Jerome Simpson (8 for 207), Coastal Carolina at Georgia Southern (9-16-06)

AVERAGE YARDS PER CATCH (min. 10 receptions)

24.00	Chris Summers (10 for 240), Liberty at Stony Brook (11-19-11)
23.50	Pat Kelly (10 for 235), Liberty vs. Stony Brook (11-20-10)
23.20	Nathan Perera (10 for 232), Charleston Southern vs. Stony Brook (11-5-11)
20.92	Kenny Cook (12 for 251), Gardner-Webb at VMI (10-18-14)
19.80	Mike Brown (10 for 198), Liberty at Gardner-Webb (11-14-09)
18.55	Corvaughn Archie (11 for 204), Charleston So. vs. Coastal Carolina (11-12-11)
16.64	Neal Sterling (11 for 183), Monmouth at Lehigh (9-27-14)
16.20	Jerome Simpson (10 for 162), Coastal Carolina vs. James Madison (9-10-05)
15.80	Maurice Price (10 for 158), Charleston So. vs. West Virginia Wesleyan (10-15-05)
15.00	Du Vaughn Flagler (14 for 210), Gardner-Webb vs. Wofford (11-19-05)

RECEPTIONS BY A RUNNING BACK/FULLBACK

9	Jermaine Boston, Gardner-Webb at VMI (10-22-05)
9	T.J. Talley, VMI at Liberty (11-5-11)
9	Lavon Chaney, Monmouth at Lehigh (9-27-14)
8	David Montgomery, Gardner-Webb at Wofford (10-13-07)
8	S.J. Worrell, Presbyterian at Gardner-Webb (10-15-08)
8	Brock Jackolski, Stony Brook at Coastal Carolina (10-23-10)
8	De'Angelo Henderson, Coastal Carolina vs. Elon (9-27-14)
7	several times

RECEIVING YARDS BY A RUNNING BACK/FULL BACK

129	De'Angelo Henderson, Coastal Carolina at Furman (9-5-15)
98	Dre Barnes, Liberty at Elon (11-9-02)
95	Chetyuane Reede, Presbyterian vs. Liberty (11-1-08)
94	Sean Mizzer, VMI vs. Georgetown (9-27-03)
93	David Montgomery, Gardner-Webb vs. Southern Virginia (10-24-09)
90	Travis Mays, Charleston Southern at The Citadel (11-21-02)
90	Gabe Itoka, VMI vs. Lock Haven (9-4-10)
90	De'Angelo Henderson, Coastal Carolina vs. Elon (9-27-14)
90	Chaston Bennett, Kennesaw State vs. Point (10-10-15)
89	Jabari Turner, VMI vs. Chowan (9-8-12)

TOUCHDOWN RECEPTIONS BY A RUNNING BACK/FULLBACK

2	Sam Gado, Liberty vs. Appalachian State (9-21-02)
2	Mike Maleski, VMI vs. Gardner-Webb (10-22-05)
2	David Montgomery, Gardner-Webb vs. Southern Virginia (10-24-09)
2	Rashad Jennings, Liberty at Coastal Carolina (10-4-08)
2	Jabari Turner, VMI vs. Chowan (9-8-12)
2	Earnest Harmon, Gardner-Webb at Charlotte (10-5-13)
2	De'Angelo Henderson, Coastal Carolina vs. Alabama A&M (10-3-15)

RECEPTIONS BY A TIGHT END

9	Seth Cranfill, Gardner-Webb vs. Samford (9-15-12)
8	Chris Luck, Liberty at Gardner-Webb (10-29-05)
7	Seth Cranfill, Gardner-Webb vs. MidAmerica Nazarene (10-13-12)
7	Mario Thompson, VMI vs. Liberty (11-17-12)
7	Seth Cranfill, Gardner-Webb at The Citadel (9-27-14)
7	Mike Estes, Gardner-Webb at Monmouth (11-22-14)
6	David Duran, Coastal Carolina at Towson (9-19-09)
6	Mike Estes, Gardner-Webb at Charleston Southern (11-8-14)
5	several tied with

RECEIVING YARDS BY A TIGHT END

114	Mario Thompson, VMI at Richmond (9-17-11)
110	Tommy Shaver, Liberty at Gardner-Webb (10-8-11)
92	Jamie Childers, Coastal Carolina at Charleston Southern (11-12-11)
89	Rodney Burgess, Coastal Carolina vs. Elon (9-2-06)
88	Mike Estes, Gardner-Webb at South Alabama (9-5-15)
88	David Duran, Coastal Carolina at Towson (9-19-09)
86	David Duran, Coastal Carolina vs. Liberty (11-13-10)
86	Seth Cranfill, Gardner-Webb vs. Coastal Carolina (11-1-14)
85	Rodney Burgess, Coastal Carolina at Wofford (9-9-06)
83	Mike Estes, Gardner-Webb at Charleston Southern (11-8-14)
83	Hakeem Valles, Monmouth at Liberty (11-8-14)

TOUCHDOWN RECEPTIONS BY A TIGHT END

2	eight times, last by Mike Estes, Gardner-Webb at South Alabama (9-5-15)
---	---

SEASON - INDIVIDUAL

RECEPTIONS

103	Maurice Price, Charleston Southern	2006
85	Darrin Peterson, Liberty	2014
80	Pat Kelly, Liberty	2012
79	Aaron Dunklin, Charleston Southern	2003
76	William Andrews Jr., Gardner-Webb	2003
76	Dobson Collins, Gardner-Webb	2008
76	Chris Summers, Liberty	2010
76	Kenny Cook, Gardner-Webb	2013
72	Maurice Price, Charleston Southern	2005
71	Bruce Mapp, Coastal Carolina	2014

RECEPTIONS PER GAME

9.36	Maurice Price Charleston Southern	2006
7.60	Chris Summers, Liberty	2010
7.27	Pat Kelly, Liberty	2012
6.91	Dobson Collins, Gardner-Webb	2008
6.90	Eddie Gadsen, Charleston Southern	2004
6.80	Darrin Peterson, Liberty	2015
6.58	Aaron Dunklin, Charleston Southern	2003
6.40	Kenny Cook, Gardner-Webb	2014
6.33	William Andrews Jr., Gardner-Webb	2003
6.33	Kenny Cook, Gardner-Webb	2013

RECEIVING YARDS

1,388	Kevin Norrell, Stony Brook	2012
1,379	Darrin Peterson, Liberty	2014
1,081	Chris Summers, Liberty	2010
1,077	Jerome Simpson, Coastal Carolina	2006
1,056	Dominic Bolden, Liberty	2008
1,043	Maurice Price, Charleston Southern	2005
1,025	Aaron Dunklin, Charleston Southern	2003
1,014	Chris Summers, Liberty	2011
1,008	Kenny Cook, Gardner-Webb	2013
990	Matt Hazel, Coastal Carolina	2013

TOUCHDOWN RECEPTIONS

16	Jerome Simpson, Coastal Carolina	2006
15	Chris Summers, Liberty	2010
15	Kevin Norrell, Stony Brook	2012
13	William Andrews Jr., Gardner-Webb	2003
13	Du Vaughn Flagler, Gardner-Webb	2005
12	Darrin Peterson, Liberty	2014
11	Jerome Simpson, Coastal Carolina	2007
10	Maurice Price, Charleston Southern	2006
10	Dobson Collins, Gardner-Webb	2008
9	eight times	

RECEIVING YARDS PER CATCH (min. 2 receptions pg)

22.4	Dante Shells, Liberty	2014
21.5	Sean Adegbola, Presbyterian	2009
21.0	Kevin Norrell, Stony Brook	2012
20.2	Justin Sumpter, Kennesaw State	2015
20.0	Erick Harris, Liberty	2002
19.9	Matt Brevi, Stony Brook	2011
19.8	Tim Maypray, VMI	2007
19.0	Lauren Williams, Liberty	2003
19.0	Donald Porter, Stony Brook	2009
18.9	Dominic Bolden, Liberty	2008

RECEIVING YARDS PER GAME (min. 75% of team's games)

108.1	Chris Summers, Liberty	2010
106.8	Kevin Norrell, Stony Brook	2012
98.5	Darrin Peterson, Liberty	2014
92.2	Chris Summers, Liberty	2011
90.6	Darrin Peterson, Liberty	2015
90.5	Neal Sterling, Monmouth	2014
89.8	Jerome Simpson, Coastal Carolina	2006
89.5	Maurice Price, Charleston Southern	2006
88.0	Dominic Bolden, Liberty	2008
85.4	Aaron Dunklin, Charleston Southern	2003

TEAMMATES WITH 50 RECEPTIONS, SAME SEASON

2	CSU (Gadsen - 69, Seabrook - 54)	2004
2	GWU (Flagler - 59, Collins - 51)	2007
2	GWU (Collins - 76, Perry III - 55)	2008
2	LU (Summers - 76, Hayes - 56)	2010
1	CCU (Mapp - 71, Blanks - 52)	2014
1	LU (Peterson - 85, Henderson - 56)	2014

10-RECEPTION GAMES

5	Maurice Price, Charleston Southern	2006
3	Eddie Gadsen, Charleston Southern	2004
3	Maurice Price, Charleston Southern	2005
3	Darrin Peterson, Liberty	2014
2	John Burden, VMI	2004
2	Mike Brown, Liberty	2009
2	Chris Summers, Liberty	2011
2	Pat Kelly, Liberty	2012
2	Kenny Cook, Gardner-Webb	2013

200-YARD RECEIVING GAMES

2	Chris Summers, Liberty	2011
1	Du Vaughn Flagler, Gardner-Webb	2005
1	Jerome Simpson, Coastal Carolina	2006
1	Tim Maypray, VMI	2007
1	Pat Kelly, Liberty	2010
1	Nathan Perera, Charleston Southern	2011
1	Corvaughn Archie, Charleston Southern	2011
1	Kevin Norrell, Stony Brook	2012
1	Kenny Cook, Gardner-Webb	2014

100-YARD RECEIVING GAMES

8	Darrin Peterson, Liberty	2014
7	Kevin Norrell, Stony Brook	2012
6	Maurice Price, Charleston Southern	2005
6	Chris Summers, Liberty	2010
5	Jerome Simpson, Coastal Carolina	2006
5	Kenny Cook, Gardner-Webb	2013
4	Aaron Dunklin, Charleston Southern	2003
4	Dominic Bolden, Liberty	2008
4	Dobson Collins, Gardner-Webb	2008
4	Darrin Peterson, Liberty	2013
4	Bruce Mapp, Coastal Carolina	2014
4	Neal Sterling, Monmouth	2014

CONSECUTIVE 100-YARD RECEIVING GAMES, SINGLE SEASON

6	Kevin Norrell, Stony Brook (2012)
4	Maurice Price, Charleston Southern (2005)
4	Darrin Peterson, Liberty (2014)
3	Dominic Bolden, Liberty (2008)
3	Darrin Peterson, Liberty (2015)

MULTI-RECEIVING TOUCHDOWN GAMES

5	Jerome Simpson, Coastal Carolina	2006
5	Chris Summers, Liberty	2010
4	William Andrews Jr., Gardner-Webb	2003
4	Du Vaughn Flagler, Gardner-Webb	2005
4	Kevin Norrell, Stony Brook	2012
3	several tied with	

4-TD RECEIVING GAMES

1	Maurice Price, Charleston Southern	2005
---	------------------------------------	------

3-TD RECEIVING GAMES

2	Chris Summers, Liberty	2010
2	Kevin Norrell, Stony Brook	2012
2	Darrin Peterson, Liberty	2014
1	William Andrews Jr., Gardner-Webb	2003
1	Jerome Simpson, Coastal Carolina	2004
1	Maurice Price, Charleston Southern	2005
1	Du Vaughn Flagler, Gardner-Webb	2005
1	Gerald Stevenson, Charleston Southern	2008
1	Dwayne Eley, Stony Brook	2008
1	Matt Hazel, Coastal Carolina	2010
1	Jordan Gush, Stony Brook	2012
1	Darrin Peterson, Liberty	2015

RECEPTIONS, RUNNING BACK

49	Lavon Chaney, Monmouth	2014
42	S.J. Worrell, Presbyterian	2008
40	DeAngelo Henderson, Coastal Carolina	2015
35	David Montgomery, Gardner-Webb	2007
34	Chetyuane Reeder, Presbyterian	2008
34	T.J. Talley, VMI	2011
33	DeAngelo Henderson, Coastal Carolina	2014
30	Eric O'Neal, Coastal Carolina	2010
29	Jermaine Boston, Gardner-Webb	2005
29	Antwan Ivey, Charleston Southern	2009

RECEIVING YARDS, RUNNING BACK

473	Chetyuane Reeder, Presbyterian	2008
403	DeAngelo Henderson, Coastal Carolina	2015
359	Lavon Chaney, Monmouth	2014
336	Derrick Ziglar, VMI	2013
317	Aundres Perkins, Coastal Carolina	2006
301	Jabari Turner, VMI	2012
289	DeAngelo Henderson, Coastal Carolina	2014
276	Rashad Jennings, Liberty	2007
247	Eric O'Neal, Coastal Carolina	2010
247	Jeremy Height, Coastal Carolina	2012

RECEIVING YARDS PER CATCH, RBs (min. 2 receptions pg)

13.9	Chetyuane Reeder, Presbyterian	2008
13.4	Derrick Ziglar, VMI	2013
12.7	Aundres Perkins, Coastal Carolina	2006
12.0	Jabari Turner, VMI	2012
10.3	Aldreakis Allen, Liberty	2011
10.1	Jermaine Boston, Gardner-Webb	2005
10.1	DeAngelo Henderson, Coastal Carolina	2015
9.5	Sean Mizzer, VMI	2003
8.8	Jeremy Height, Coastal Carolina	2012
8.8	DeAngelo Henderson, Coastal Carolina	2014

TOUCHDOWN RECEPTIONS, RUNNING BACK

3	Sam Gado, Liberty	2002
3	Sam Gado, Liberty	2003
3	Brock Jackolski, Stony Brook	2011
3	Earnest Harmon, Gardner-Webb	2013
3	DeAngelo Henderson, Coastal Carolina	2015

RECEPTIONS, TIGHT END

37	Seth Cranfill, Gardner-Webb	2012
37	Seth Cranfill, Gardner-Webb	2014
34	David Duran, Coastal Carolina	2010
34	Mike Estes, Gardner-Webb	2014
30	Dexter Herman, Liberty	2014
29	Mike Estes, Gardner-Webb	2015
27	Jason Bright, Gardner-Webb	2002
24	Chris Luck, Liberty	2005
24	Josh Miller, Gardner-Webb	2010
22	Hakeem Valles, Monmouth	2015

RECEIVING YARDS, TIGHT END

472	David Duran, Coastal Carolina	2010
442	Dexter Herman, Liberty	2014
408	Mike Estes, Gardner-Webb	2014
401	Seth Cranfill, Gardner-Webb	2014
366	Seth Cranfill, Gardner-Webb	2012
353	Mike Estes, Gardner-Webb	2015
307	Tommy Shaver, Liberty	2011
303	Josh Miller, Gardner-Webb	2010
300	Rodney Burgess, Coastal Carolina	2006
278	Mike Estes, Gardner-Webb	2013

TOUCHDOWN RECEPTIONS, TIGHT END

5	Mike Estes, Gardner-Webb	2015
4	Tyrese Harris, Charleston Southern	2008
4	Clayton Coffman, Charleston Southern	2008
4	Will Quarles, Liberty	2009
4	Brandon Apon, Liberty	2013

RECEIVING YARDS PER CATCH, TEs (min. 2 receptions pg)

14.7	Dexter Herman, Liberty	2014
13.9	David Duran, Coastal Carolina	2010
12.6	Josh Miller, Gardner-Webb	2010
12.2	Mike Estes, Gardner-Webb	2015
12.0	Mike Estes, Gardner-Webb	2014
11.3	Josh Miller, Gardner-Webb	2008
10.8	Seth Cranfill, Gardner-Webb	2014
10.7	Hakeem Valles, Monmouth	2015
10.0	Chris Luck, Liberty	2005
9.9	Seth Cranfill, Gardner-Webb	2012

CAREER

RECEPTIONS

223	James Perry III, Gardner-Webb	2008-11
215	Darrin Peterson, Liberty	2012-15
202	Maurice Price, Charleston Southern	2004-06
188	Du Vaughn Flagler, Gardner-Webb	2004-07
188	Chris Summers, Liberty	2008-11
188	Kenny Cook, Gardner-Webb	2012-14
183	Matt Hazel, Coastal Carolina	2010-13
166	Gerald Stevenson, Charleston Southern	2007-10
162	Pat Kelly, Liberty	2009-12
161	Jerome Simpson, Coastal Carolina	2004-07

RECEPTIONS PER GAME (min. 100 receptions)

7.7	Maurice Price, Charleston Southern	2004-06
5.70	Kenny Cook, Gardner-Webb	2012-14
5.50	William Andrews Jr., Gardner-Webb	2002-03
5.19	James Perry III, Gardner-Webb	2008-11
5.17	Aaron Dunklin, Charleston Southern	2002-03
4.67	Darrin Peterson, Liberty	2012-15
4.48	Du Vaughn Flagler, Gardner-Webb	2004-07
4.44	Zohn Burden, VMI	2003-05
4.27	Chris Summers, Liberty	2008-11
4.12	Kevin Norrell, Stony Brook	2011-12

RECEIVING YARDS

3,170	Darrin Peterson, Liberty	2012-15
2,720	Jerome Simpson, Coastal Carolina	2004-07
2,712	Chris Summers, Liberty	2008-11
2,673	James Perry III, Gardner-Webb	2008-11
2,553	Matt Hazel, Coastal Carolina	2010-13
2,552	Du Vaughn Flagler, Gardner-Webb	2004-07
2,432	Kenny Cook, Gardner-Webb	2012-14
2,429	Maurice Price, Charleston Southern	2004-06
2,140	Gerald Stevenson, Charleston Southern	2007-10
2,107	Pat Kelly, Liberty	2009-12

TOUCHDOWN RECEPTIONS

44	Jerome Simpson, Coastal Carolina	2004-07
31	Du Vaughn Flagler, Gardner-Webb	2004-07
28	Matt Hazel, Coastal Carolina	2010-13
27	Darrin Peterson, Liberty	2012-15
26	Chris Summers, Liberty	2008-11
21	William Andrews Jr., Gardner-Webb	2002-03
21	Kenny Cook, Gardner-Webb	2012-14
20	Kevin Norrell, Stony Brook	2011-12
20	Jordan Gush, Stony Brook	2009-12
19	Maurice Price, Charleston Southern	2004-06

RECEIVING YARDS PER CATCH (75-99 receptions)

18.5	DANTE' SHELLS, Liberty	2013-
17.7	John Israel, Coastal Carolina	2012-15
17.6	Lauren Williams, Liberty	2003-05
17.0	Matt Brevi, Stony Brook	2009-11
14.8	DeMario Bennett, Coastal Carolina	2011-13
14.1	Chris Noble, Coastal Carolina	2003-06
13.3	Kwame Krakue, Charleston Southern	2007-10
12.8	MIKE ESTES, Gardner-Webb	2013-
12.7	Harry Seabrook, Charleston Southern	2002-04
12.5	Dee Brown, Charleston Southern	2007-08
12.5	Mike Brown, Liberty	2008-11

RECEIVING YARDS PER CATCH (min. 100 receptions)

19.3	Kevin Norrell, Stony Brook	2011-12
17.3	Dominic Bolden, Liberty	2005-08
16.9	Jerome Simpson, Coastal Carolina	2004-07
15.2	Nathan Perera, Charleston Southern	2010-15
14.7	Markus Murry, Charleston Southern	2005-08
14.7	Darrin Peterson, Liberty	2012-15
14.4	Chris Summers, Liberty	2008-11
14.3	Bruce Mapp, Coastal Carolina	2013-15
14.1	Aaron Dunklin, Charleston Southern	2002-03
13.9	Matt Hazel, Coastal Carolina	2010-13

RECEIVING YARDS PER GAME (min. 20 games)

93.4	Maurice Price, Charleston Southern	2004-06
79.3	Kevin Norrell, Stony Brook	2011-12
75.5	William Andrews Jr., Gardner-Webb	2002-03
73.7	Kenny Cook, Gardner-Webb	2012-14
72.8	Aaron Dunklin, Charleston Southern	2002-03
68.9	Darrin Peterson, Liberty	2012-15
66.5	Eddie Gadson, Charleston Southern	2003-04
62.2	James Perry III, Gardner-Webb	2008-11
61.6	Chris Summers, Liberty	2008-11
60.8	Du Vaughn Flagler, Gardner-Webb	2004-07

10-RECEPTION GAMES

8	Maurice Price, Charleston Southern	2004-06
4	Chris Summers, Liberty	2008-11
4	Darrin Peterson, Liberty	2012-15
3	Eddie Gadson, Charleston Southern	2003-04
3	Du Vaughn Flagler, Gardner-Webb	2004-07
3	Pat Kelly, Liberty	2009-12
3	Kenny Cook, Gardner-Webb	2012-14

200-YARD RECEIVING GAMES

2	Chris Summers, Liberty	2008-11
1	Du Vaughn Flagler, Gardner-Webb	2004-07
1	Jerome Simpson, Coastal Carolina	2004-07
1	Tim Maypray, VMI	2006-09
1	Pat Kelly, Liberty	2009-12
1	Kevin Norrell, Stony Brook	2011-12
1	Corvaughn Archie, Charleston Southern	2011-12
1	Nathan Perera, Charleston Southern	2010-15
1	Kenny Cook, Gardner-Webb	2012-14

100-YARD RECEIVING GAMES

15	Darrin Peterson, Liberty	2012-15
10	Maurice Price, Charleston Southern	2004-06
10	Chris Summers, Liberty	2008-11
10	Kenny Cook, Gardner-Webb	2012-14
9	Kevin Norrell, Stony Brook	2011-12
8	James Perry III, Gardner-Webb	2008-11
7	Jerome Simpson, Coastal Carolina	2004-07
7	Du Vaughn Flagler, Gardner-Webb	2004-07
6	five players tied with	

MULTI-RECEIVING TOUCHDOWN GAMES

14	Jerome Simpson, Coastal Carolina	2004-07
7	William Andrews Jr., Gardner-Webb	2002-03
7	Matt Hazel, Coastal Carolina	2010-13
6	Kory Alston, Gardner-Webb	2003-06
6	Du Vaughn Flagler, Gardner-Webb	2004-07
6	Chris Summers, Liberty	2008-11
6	Kenny Cook, Gardner-Webb	2012-14
6	Darrin Peterson, Liberty	2012-15
5	Maurice Price, Charleston Southern	2004-06
4	Dominic Bolden, Liberty	2005-08
4	Gerald Stevenson, Charleston Southern	2007-10
4	Kevin Norrell, Stony Brook	2011-12

4-TD RECEIVING GAMES

1	Maurice Price, Charleston Southern	2004-06
---	------------------------------------	---------

3-TD RECEIVING GAMES

3	Darrin Peterson, Liberty	2012-15
2	Chris Summers, Liberty	2008-11
2	Kevin Norrell, Stony Brook	2011-12

50-RECEPTION SEASONS

3	Du Vaughn Flagler, Gardner-Webb	2004-07
3	James Perry III, Gardner-Webb	2008-11
3	Darrin Peterson, Liberty	2012-15
2	Zohn Burden, VMI	2003-05
2	Maurice Price, Charleston Southern	2004-06
2	Dobson Collins, Gardner-Webb	2005-08
2	Gerald Stevenson, Charleston Southern	2007-10
2	Chris Summers, Liberty	2008-11
2	Matt Hazel, Coastal Carolina	2010-13
2	Kenny Cook, Gardner-Webb	2012-14
2	Tobi Antigha, Presbyterian	2011-14
2	Bruce Mapp, Coastal Carolina	2013-15

1,000 RECEIVING YARD SEASONS

2	Chris Summers, Liberty	2008-11
1	Aaron Dunklin, Charleston Southern	2002-03
1	Maurice Price, Charleston Southern	2004-06
1	Jerome Simpson, Coastal Carolina	2004-07
1	Dominic Bolden, Liberty	2005-08
1	Kevin Norrell, Stony Brook	2011-12
1	Kenny Cook, Gardner-Webb	2012-14
1	Darrin Peterson, Liberty	2012-15

MOST RECEPTIONS, RUNNING BACK

77	De'Angelo Henderson, Coastal Carolina	2013-15
75	David Montgomery, Gardner-Webb	2006-09
72	LAVON CHANEY, Monmouth	2014-
70	Eric O'Neal, Coastal Carolina	2007-10
68	Jermaine Boston, Gardner-Webb	2002-05
66	Aldreakis Allen, Liberty	2009-13
64	Sean Mizzer, VMI	2003-06
58	Juanne Blount, Gardner-Webb	2010-14
54	Jeremy Height, Coastal Carolina	2009-12
53	Lance Byrd, Presbyterian	2009-12

RECEIVING YARDS, RUNNING BACK

731	De'Angelo Henderson, Coastal Carolina	2013-15
574	Sean Mizzer, VMI	2003-06
557	Eric O'Neal, Coastal Carolina	2007-10
547	David Montgomery, Gardner-Webb	2006-09
535	LAVON CHANEY, Monmouth	2014-
532	Aldreakis Allen, Liberty	2009-13
522	Rashad Jennings, Liberty	2006-08
485	Jermaine Boston, Gardner-Webb	2002-05
473	Chetyuane Reeder, Presbyterian	2008
467	Sam Gado, Liberty	2002-04
467	Juanne Blount, Gardner-Webb	2010-14

TOUCHDOWN RECEPTIONS, RUNNING BACK

6	Sam Gado, Liberty	2002-04
5	Brock Jackolski, Stony Brook	2010-11
4	Rashad Jennings, Liberty	2006-08
4	David Montgomery, Gardner-Webb	2006-09
4	Miguel Maysonet, Stony Brook	2010-12
4	De'Angelo Henderson, Coastal Carolina	2013-15
3	eight players tied with	

MOST RECEPTIONS, TIGHT END

90	Seth Cranfill, Gardner-Webb	2010-14
81	MIKE ESTES, Gardner-Webb	2013-
65	David Duran, Coastal Carolina	2009-12
59	Josh Miller, Gardner-Webb	2007-10
47	Mario Thompson, VMI	2010-13
46	Chris Luck, Liberty	2004-07
40	Joey Gilkey, Presbyterian	2010-13
42	Hakeem Valles, Monmouth	2014-15
36	Dexter Herman, Liberty	2011-14
35	Nathan Prater, Charleston Southern	2012-15

MOST RECEIVING YARDS, TIGHT END

1,039	MIKE ESTES, Gardner-Webb	2013-
910	David Duran, Coastal Carolina	2009-12
899	Seth Cranfill, Gardner-Webb	2010-14
672	Josh Miller, Gardner-Webb	2007-10
570	Mario Thompson, VMI	2010-13
569	Chris Luck, Liberty	2004-07
526	Dexter Herman, Liberty	2011-14
511	Nathan Prater, Charleston Southern	2012-15
491	Hakeem Valles, Monmouth	2014-15
460	Tommy Shaver, Liberty	2008-11

TOUCHDOWN RECEPTIONS, TIGHT END

8	Brandon Apon, Liberty	2010-13
8	MIKE ESTES, Gardner-Webb	2013-
6	Bryan Meers, Charleston Southern	2004-05
6	Clayton Coffman, Charleston Southern	2006-09
6	Joey Gilkey, Presbyterian	2010-13
6	Nathan Prater, Charleston Southern	2012-15
6	Thomas Pauciello, Coastal Carolina	2012-15



GAME - INDIVIDUAL

INTERCEPTIONS

- 4 Davonte Anderson, Stony Brook vs. Gardner-Webb (11-13-10)
- 3 Christian Kelly, VMI at Charleston Southern (10-21-06)
- 3 Marrio Norman, Coastal Carolina vs. Presbyterian (10-20-07)
- 3 Josh Norman, Coastal Carolina vs. Gardner-Webb (11-7-09)
- 3 Cedrick Moore, Stony Brook at Brown (9-18-10)
- 3 Charles James, Charleston Southern at Liberty (10-9-10)
- 3 Dontavais Johnson, Coastal Carolina vs. North Carolina A&T (9-1-12)
- 3 Payton Minnich, Monmouth vs. Columbia (10-11-14)
- 3 Jacob Hagen, Liberty vs. Charleston Southern (11-15-14)

INTERCEPTION RETURN YARDS

- 123 Erick Harris (2 returns), Liberty vs. Hofstra (11-22-03)
- 100 Antwain Harvey (1 return), Charleston Southern at Presbyterian (11-7-09)
- 100 KaJuan Lee (1 return), Liberty at Charleston Southern (10-22-11)
- 90 Justin Huggard (2 returns), VMI vs. Charleston Southern (10-11-03)
- 90 Robert Mason (1 return), VMI vs. Lehigh (9-24-05)
- 87 Lorenzo Mathis (1 return), Charleston Southern vs. East Tenn. State (9-17-15)
- 81 Philip Ashley (1 return), Charleston Southern vs. North Greenville (9-27-08)
- 76 Mark Williams (1 return), Presbyterian at Davidson (9-29-12)
- 74 Quinton Teal (1 return), Coastal Carolina at Savannah State (11-5-05)
- 73 Quinn Backus (1 return), Coastal Carolina vs. Gardner-Webb (10-12-13)
- 73 Jacob Hagen (2 returns), Liberty at Presbyterian (11-1-14)

YARDS PER INTERCEPTION RETURN (min. 2 interceptions)

- 61.5 Erick Harris (2 for 123), Liberty vs. Hofstra (11-22-03)
- 45.0 Justin Huggard (2 for 90), VMI vs. Charleston Southern (10-11-03)
- 36.5 Jacob Hagen (2 for 73), Liberty at Presbyterian (11-1-14)
- 35.5 Joe Johnson (2 for 71), Monmouth vs. Gardner-Webb (11-22-14)
- 24.0 Jacob Hagen (2 for 48), Liberty at Charleston Southern (11-23-13)
- 22.5 Nick Nester (2 for 45), Charleston Southern vs. West Virginia State (9-21-02)
- 20.5 Dominique Davenport (2 for 41), Coastal Carolina vs. Western Illinois (11-27-10)
- 18.0 Greg Williamson (2 for 36), Coastal Carolina vs. Liberty (10-23-04)
- 17.5 Allen Davis (2 for 35), Gardner-Webb vs. Furman (9-18-04)
- 15.5 Davonte Anderson (2 for 31), Stony Brook vs. Pace (9-8-12)

INTERCEPTION RETURN TOUCHDOWNS

- 1 69 times, last by Jeremy Peters, Liberty at Charleston Southern (11-14-15)

LONGEST INTERCEPTION RETURN

- 100t Antwain Harvey, Charleston Southern at Presbyterian (11-7-09)
- 100t KaJuan Lee, Liberty at Charleston Southern (10-22-11)
- 94t Erick Harris, Liberty vs. Norfolk State (11-22-03)
- 90t Robert Mason, VMI vs. Lehigh (9-24-05)
- 87t Lorenzo Mathis, Charleston Southern vs. East Tennessee State (9-17-15)
- 76 Mark Williams, Presbyterian at Davidson (9-29-12)
- 75 Philip Ashley, Charleston Southern vs. North Greenville (9-27-08)
- 74 Quinton Teal, Coastal Carolina at Savannah State (11-5-05)
- 73t Quinn Backus, Coastal Carolina vs. Gardner-Webb (10-12-13)
- 72t Daniel Cooke, Gardner-Webb vs. Presbyterian (10-18-08)

MOST CONSECUTIVE GAMES WITH AN INTERCEPTION

- 4 Quinton Teal, Coastal Carolina (9-24-05 to 10-22-05)
- 4 KaJuan Lee, Liberty (9-26-09 to 10-24-09)
- 4 Jacob Hagen, Liberty (11-2-13 to 11-23-13)

PASS BREAK-UPS

- 5 Michael Rainey-Wiles, VMI at Old Dominion (11-13-10)
- 5 Keon Williams, Gardner-Webb vs. Charleston Southern (11-16-13)
- 4 Jared Brodgen, Liberty vs. Gardner-Webb (10-2-04)
- 4 Quinton Teal, Coastal Carolina vs. Charleston-WV (10-9-04)
- 4 Charles James, Charleston Southern at Liberty (10-9-10)
- 4 Arin West, Stony Brook at Coastal Carolina (10-23-10)
- 4 Bryon Allen, VMI vs. Charleston Southern (10-15-11)
- 4 Denzel Rice, Coastal Carolina at Eastern Kentucky (9-14-13)
- 4 Spencer Havird, Gardner-Webb vs. Virginia Union (9-19-15)
- 4 Malcolm Jackson, Charleston Southern vs. Coastal Carolina (10-31-15)

PASSES DEFENDED

- 7 Charles James (3 INT, 4 PBU), Charleston Southern at Liberty (10-9-10)
- 5 Jared Brodgen (1 INT, 4 PBU), Liberty vs. Gardner-Webb (10-2-04)
- 5 Chris Kuzdale (2 INT, 3 PBU), Charleston Southern vs. Stony Brook (11-14-09)
- 5 Davonte Anderson (4 INT, 1 PBU), Stony Brook vs. Gardner-Webb (11-13-10)
- 5 Michael Rainey-Wiles (5 PBU), VMI at Old Dominion (11-13-10)
- 5 Keon Williams (5 PBU), Gardner-Webb vs. Charleston Southern (11-16-13)
- 5 Spencer Havird (1 INT, 4 PBU), Gardner-Webb vs. Virginia Union (9-19-15)

TACKLES

- 25 Mario E. Brown (15 S, 10 A), Gardner-Webb at Southeastern Louisiana (9-30-06)
- 24 Mike Pavelko (8 S, 16 A), Gardner-Webb at VMI (10-22-05)
- 22 Mario Williams (14 S, 8 A), Gardner-Webb vs. Savannah State (11-16-02)
- 20 Jada Ross (7 S, 13 A), Charleston Southern vs. North Greenville (9-30-06)
- 20 Jada Ross (8 S, 12 A), Charleston Southern vs. VMI (10-21-06)
- 20 Dominique Davenport (11 S, 9 A), Coastal Carolina vs. Colgate (9-7-08)
- 20 Marty Patterson (9 S, 11 A), Gardner-Webb vs. Charleston Southern (10-29-11)
- 20 Jeffrey Pegues (8 S, 12 A), Gardner-Webb at VMI (10-18-14)
- 20 Quinn Backus (13 S, 7 A), Coastal Carolina vs. Liberty (11-22-14)

SOLO TACKLES

- 15 Mario E. Brown, Gardner-Webb at Southeastern Louisiana (9-30-06)
- 14 Mario Williams, Gardner-Webb vs. Savannah State (11-16-02)
- 14 Ed Britt, Presbyterian at Charlotte (9-12-15)
- 14 Mike Basile, Monmouth at Wagner (9-19-15)
- 13 Mario Williams, Gardner-Webb vs. Furman (9-18-04)
- 13 Marty Patterson, Gardner-Webb at Samford (10-1-11)
- 13 A.J. Gross, VMI at Presbyterian (11-12-11)
- 13 Quinn Backus, Coastal Carolina vs. Liberty (11-22-14)

SACKS

- 4.0 Aaron Deberry, Liberty at Charleston Southern (11-1-03)
- 3.5 Maurice Dickson, Gardner-Webb vs. Charleston Southern (10-29-11)
- 3.0 Vicheal Foxx, VMI at Liberty (10-4-03)
- 3.0 Maurice Simpkins, Coastal Carolina at Charleston Southern (11-22-03)
- 3.0 Damiso Alexander, VMI vs. Chowan (9-20-08)
- 3.0 A.J. Gross, VMI vs. Coastal Carolina (10-11-08)
- 3.0 Brian Davis, Presbyterian at Gardner-Webb (10-23-10)
- 3.0 Bryson Brindle, Presbyterian at Davidson (9-29-12)
- 3.0 Isaiah Lynn, Presbyterian at Gardner-Webb (11-15-14)
- 3.0 Darnell Leslie, Monmouth vs. Gardner-Webb (11-22-14)

TACKLES FOR LOSS

- 5.0 Kendrick Howard, Liberty vs. Appalachian State, 9-21-02 (-4)
- 5.0 Maurice Simpkins, Coastal Carolina vs. Newberry, 9-6-03 (-7)
- 5.0 Aaron Deberry, Liberty at Charleston Southern, 11-1-03 (-28)
- 5.0 A.J. Gross, VMI vs. Coastal Carolina, 10-11-08 (-27)
- 5.0 Will Hunt, Charleston Southern at Jacksonville, 9-17-11 (-17)
- 5.0 Ugonna Akoh, Presbyterian vs. Gardner-Webb, 11-23-13 (-21)
- 4.5 Harold Wells, Gardner-Webb at Hampton, 10-9-04 (-17)
- 4.5 Okeba Rollinson, Charleston Southern at The Citadel, 9-9-06 (-26)
- 4.5 Jonas Rousseau, Stony Brook vs. Massachusetts, 9-25-10 (-18)
- 4.5 Maurice Dickson, Gardner-Webb vs. Charleston Southern, 10-29-11 (-25)

FORCED FUMBLES

- 3 Derrick Farrow, Kennesaw State vs. Edward Waters (9-12-15)
- 2 several tied with

FUMBLE RECOVERIES/RETURNS

- 3 Sam Harper, Coastal Carolina vs. Jacksonville (11-13-04)
- 2 several tied with

FUMBLE RETURN YARDS

- 99 Randall State, Liberty at Akron (10-12-02)
- 91 Brandon Leston, Presbyterian at Georgia Tech (9-8-12)
- 87 Bryant Youngblood, VMI at Liberty (11-10-07)
- 85 Gabe Middlebrook, Charleston Southern vs. Point (8-28-14)
- 79 Vincent Graves, Elon vs. Johnson C. Smith (9-21-02)
- 77 Jada Ross, Charleston Southern at Gardner-Webb (10-27-07)
- 75 Bo Tribble, Presbyterian at Elon (9-13-08)
- 73 Ugonna Akoh, Presbyterian at Western Carolina (10-3-15)
- 70 John Washington, VMI at Charleston Southern (10-13-12)
- 65 Kamar Morrison, Gardner-Webb at Pittsburgh (9-22-12)
- 65 Dez Billingslea, Kennesaw State vs. Shorter (9-19-15)

FUMBLE RETURN TOUCHDOWNS

- 1 50 times, last by Anthony Ellis, Charleston Southern at Kennesaw State (11-7-15)

LONGEST FUMBLE RETURN

- 99t Randall State, Liberty at Akron (10-12-02)
- 91 Brandon Leston, Presbyterian at Georgia Tech (9-8-12)
- 87t Bryant Youngblood, VMI at Liberty (11-10-07)
- 85t Gabe Middlebrook, Charleston Southern vs. Point (8-28-14)
- 79t Vincent Graves, Elon vs. Johnson C. Smith (9-21-02)
- 77t Jada Ross, Charleston Southern at Gardner-Webb (10-27-07)
- 75t Bo Tribble, Presbyterian at Elon (9-13-08)
- 73t Ugonna Akoh, Presbyterian at Western Carolina (10-3-15)
- 70t John Washington, VMI at Charleston Southern (10-13-12)
- 65t Kamar Morrison, Gardner-Webb at Pittsburgh (9-22-12)
- 65t Dez Billingslea, Kennesaw State vs. Shorter (9-19-15)

GAME - TEAM

FEWEST NET RUSHING YARDS ALLOWED

- 25 Gardner-Webb vs. Virginia State (17 attempts), 11-3-11
- 21 Gardner-Webb vs. Virginia-Lynchburg (14 attempts), 9-13-14 (three quarters)
- 20 Liberty vs. Kentucky Wesleyan (31 attempts), 9-20-03
- 19 Charleston Southern vs. Edward Waters (18 attempts), 10-14-06
- 17 Liberty vs. Gardner-Webb (26 attempts), 10-25-14
- 7 Stony Brook vs. Charleston Southern (32 attempts), 11-5-11
- 4 VMI vs. St. Francis, Pa. (25 attempts), 9-6-08
- 1 Liberty at Charleston Southern (35 attempts), 11-1-03
- 0 Elon vs. Johnson C. Smith (31 attempts), 9-21-02
- 2 Stony Brook vs. Pace (26 attempts), 9-8-12

CONSECUTIVE GAMES HOLDING OPPONENT UNDER 100 NET RUSHING YARDS

- 6 Gardner-Webb (Aug. 28, 2008 - Oct. 11, 2008)
- 4 Stony Brook (Oct. 15, 2011 - Nov. 5, 2011)

FEWEST PASSING YARDS ALLOWED

- 0 Stony Brook vs. VMI (0 completions), 11-15-08
- 0 Coastal Carolina at Stony Brook (0 completions), 10-29-11
- 5 Gardner-Webb at Wofford (1 completion), 9-21-13
- 11 Coastal Carolina vs. Winston-Salem State (2 completions), 9-8-07
- 11 Presbyterian at The Citadel (2 completions), 9-18-10
- 13 Stony Brook vs. Coastal Carolina (5 completions), 10-29-11
- 15 Gardner-Webb at Georgia Southern (1 completion), 9-7-02
- 16 Charleston Southern vs. Elon (2 completions), 11-16-02
- 18 Gardner-Webb vs. Brevard (2 completions), 9-3-11
- 19 Coastal Carolina at The Citadel (1 completion), 8-30-14

FEWEST TOTAL OFFENSE YARDS ALLOWED

- 56 Liberty vs. Kentucky Wesleyan (-20 R, 76 P), 9-20-03
- 56 Liberty vs. Gardner-Webb (-17 R, 73 P), 10-25-14
- 57 Liberty vs. St. Paul's (37 R, 20 P), 8-13-06
- 64 Charleston Southern vs. Edward Waters (-19 R, 83 P), 10-14-06
- 66 Charleston Southern vs. Savannah State (40 R, 26 P), 10-6-07
- 73 Stony Brook vs. Coastal Carolina (60 R, 13 P), 10-29-11
- 74 Liberty vs. Kentucky Wesleyan (8 R, 66 P), 10-1-11
- 79 Gardner-Webb vs. Savannah State (22 R, 57 P), 11-3-07
- 81 Gardner-Webb vs. Virginia-Lynchburg (-21 R, 102 P), 9-13-14 (three quarters)
- 87 Coastal Carolina vs. Chowan (8 R, 79 P), 10-13-07

CONSECUTIVE GAMES HOLDING OPPONENT UNDER 200 YARDS OF TOTAL OFFENSE

- 3 Charleston Southern (Oct. 10, 2015 - Oct. 24, 2015)
- 2 Coastal Carolina (Sept. 20, 2008 - Sept. 27, 2008)
- 2 Gardner-Webb (Sept. 21, 2013 - Sept. 28, 2013)
- 2 Kennesaw State (Sept. 12, 2015 - Sept. 19, 2015)

CONSECUTIVE GAMES HOLDING OPPONENT UNDER 300 YARDS OF TOTAL OFFENSE

- 5 Liberty (Oct. 26, 2013 - Nov. 23, 2013)
- 5 Charleston Southern (Sept. 19, 2015 - Oct. 24, 2015)
- 4 Coastal Carolina (Sept. 25, 2004 - Oct. 23, 2004)
- 4 Gardner-Webb (Oct. 2, 2010 - Oct. 30, 2010)
- 4 Presbyterian (Nov. 5, 2011 - Sept. 1, 2012)
- 4 Charleston Southern (Aug. 28, 2014 - Sept. 20, 2014)

FEWEST PLAYS ALLOWED

- 40 Liberty vs. St. Paul's (57 total yards), 8-31-06
- 40 Coastal Carolina vs. Monmouth (174 total yards), 9-12-09
- 42 Coastal Carolina vs. Liberty (143 total yards), 10-23-04
- 42 Liberty vs. Concord (177 total yards), 10-20-12
- 42 Charleston Southern vs. Edward Waters (192 total yards), 10-27-12
- 42 Kennesaw State vs. Edward Waters (199 total yards), 9-12-15
- 42 Kennesaw State vs. Shorter (162 total yards), 9-19-15
- 43 Gardner-Webb vs. Furman (213 total yards), 8-31-13
- 43 Liberty at Georgia State (405 total yards), 10-3-15
- 44 five times

LOWEST COMPLETION PERCENTAGE ALLOWED (1-9 attempts)

- 0.0 Stony Brook vs. VMI (0-of-3), 11-15-08
- 0.0 Coastal Carolina at Stony Brook (0-of-6), 10-29-11
- 12.5 Gardner-Webb at Elon (1-of-8), 10-12-02
- 12.5 Coastal Carolina at The Citadel (1-of-8), 8-30-14
- 14.3 Gardner-Webb at Wofford (1-of-7), 9-21-13

LOWEST COMPLETION PERCENTAGE ALLOWED (10-19 attempts)

- 16.7 Liberty vs. Presbyterian (3-of-18), 11-7-15
- 18.2 Charleston Southern vs. The Citadel (2-of-11), 9-20-14
- 20.0 Coastal Carolina vs. Winston-Salem State (2-of-10), 9-8-07
- 25.0 Gardner-Webb vs. Clark-Atlanta (4-of-16), 8-30-03
- 25.0 Liberty vs. Morgan State (3-of-12), 9-14-13

LOWEST COMPLETION PERCENTAGE ALLOWED (min. 20 attempts)

- 20.0 Presbyterian vs. Kennesaw State (4-of-20), 11-21-15
- 28.6 Charleston Southern vs. Stony Brook (10-of-35), 11-14-09
- 29.2 Presbyterian vs. Charleston Southern (7-of-24), 11-19-11
- 29.6 Coastal Carolina vs. North Carolina A&T (8-of-27), 9-26-09
- 31.6 Monmouth at Gardner-Webb (12-of-38), 11-21-15

INTERCEPTIONS

- 6 Coastal Carolina vs. Presbyterian (10-20-07)
- 5 Coastal Carolina vs. Savannah State (11-6-04)
- 5 Coastal Carolina at Gardner-Webb (11-11-06)
- 5 Stony Brook vs. Gardner-Webb (11-13-10)

INTERCEPTION RETURN YARDS

- 158 Liberty at Charleston Southern (10-22-11)
- 154 Liberty vs. Hofstra (11-22-03)
- 153 Charleston Southern at Presbyterian (11-7-09)
- 148 Liberty vs. Kentucky Wesleyan (9-28-13)
- 142 Presbyterian at Davidson (9-29-12)
- 133 VMI vs. Lehigh (9-24-05)
- 112 Coastal Carolina vs. North Greenville (9-25-04)
- 104 Charleston Southern vs. Gardner-Webb (11-8-14)
- 100 Liberty at Charleston Southern (11-23-13)
- 98 Coastal Carolina vs. Liberty (10-27-12)

YARDS PER INTERCEPTION RETURN (min. 2 interceptions)

- 71.0 Presbyterian (2 for 142) at Davidson (9-29-12)
- 48.0 Monmouth (2 for 96) at Robert Morris (10-4-14)
- 48.0 Charleston Southern (2 for 96) vs. East Tennessee State (9-17-15)
- 44.3 VMI (3 for 133) vs. Lehigh (9-24-05)
- 41.0 Presbyterian (2 for 82) vs. Fayetteville State (9-6-08)
- 39.5 Liberty (4 for 158) at Charleston Southern (10-22-11)
- 38.5 Liberty (4 for 154) vs. Hofstra (11-22-03)
- 38.5 Coastal Carolina (2 for 77) at Savannah State (11-5-05)
- 38.3 Charleston Southern (4 for 153) at Presbyterian (11-7-09)
- 37.3 Coastal Carolina (3 for 112) vs. North Greenville (9-25-04)

INTERCEPTION RETURN TOUCHDOWNS

- 2 Liberty at Charleston Southern (10-22-11)
- 2 Presbyterian vs. Western Carolina (10-4-14)
- 2 Charleston Southern vs. Gardner-Webb (11-8-14)

PASS BREAK-UPS

- 12 Charleston Southern vs. Gardner-Webb (11-10-12)
- 12 Coastal Carolina at Eastern Kentucky (9-4-13)
- 11 Coastal Carolina vs. Davidson (9-11-04)
- 11 Coastal Carolina vs. Charleston Southern (11-18-06)
- 10 six times

TACKLES FOR LOSS

- 17 Charleston Southern at Savannah State (10-12-02)
- 16 Coastal Carolina at North Carolina A&T (9-27-08)
- 15 VMI vs. Tennessee Tech (9-18-04)
- 14 Liberty vs. Appalachian State (9-21-02)
- 14 Charleston Southern vs. Jacksonville (10-26-02)
- 14 VMI at Liberty (10-1-05)
- 14 Coastal Carolina at Savannah State (11-5-05)
- 14 Gardner-Webb at Samford (10-1-11)
- 14 Stony Brook vs. Central Connecticut State (9-1-12)
- 14 Liberty at Gardner-Webb (10-26-13)
- 14 Gardner-Webb vs. Charleston Southern (11-16-13)

QUARTERBACK SACKS

- 9 Presbyterian at Gardner-Webb (10-23-10)
- 8 Coastal Carolina at Davidson (11-8-03)
- 7 Charleston Southern at Savannah State (10-12-02)
- 7 Coastal Carolina at Jacksonville (9-20-03)
- 7 Liberty at Charleston Southern (11-1-03)
- 7 Coastal Carolina at Charleston Southern (11-22-03)
- 7 Gardner-Webb vs. Jacksonville (9-8-07)
- 7 Coastal Carolina at North Carolina A&T (9-27-08)
- 7 Gardner-Webb vs. Charleston Southern (10-29-11)
- 7 Coastal Carolina at Western Carolina (11-19-11)
- 7 Monmouth at Robert Morris (10-4-14)
- 7 Presbyterian at Gardner-Webb (11-15-14)
- 7 Liberty vs. Montana (9-19-15)

FORCED FUMBLES

7	Monmouth at Robert Morris (10-4-14)
5	Gardner-Webb vs. Hampton (10-8-05)
5	Kennesaw State vs. Edward Waters (9-12-15)
4	several times

FUMBLES RECOVERED

6	Liberty vs. VMI (11-7-09)
5	Liberty at Central Florida (9-28-02)
5	Charleston Southern vs. The Citadel (12-5-15)
4	several times

FUMBLE RETURN YARDS

112	Liberty vs. Akron (10-12-02)
91	Presbyterian at Georgia Tech (9-8-12)
87	VMI at Liberty (11-10-07)
85	Charleston Southern vs. Point (8-28-14)
79	Elon vs. Johnson C. Smith (9-21-02)
77	Charleston So. at Gardner-Webb (10-27-07)
75	Presbyterian at Elon (9-13-08)
73	Presbyterian at Western Carolina (10-3-15)
70	VMI at Charleston Southern (10-13-12)
65	Gardner-Webb at Pittsburgh (9-22-12)
65	Kennesaw State vs. Shorter (9-19-15)

FUMBLE RETURN TOUCHDOWNS

2	Kennesaw State vs. Edward Waters (9-12-15)
---	--

TAKEAWAYS

8	Liberty (2 INT, 6 FR) vs. VMI (11-7-09)
7	Coastal Carolina (6 INT, 1 FR) vs. PC (10-20-07)
7	Stony Brook (4 INT, 3 FR) vs. PC (10-3-09)
7	Stony Brook (5 INT, 2 FR) vs. GWU (11-13-10)

SEASON - INDIVIDUAL

TOTAL TACKLES

144	Derik Screen, VMI	2003
144	Quinn Backus, Coastal Carolina	2013
139	Quinn Backus, Coastal Carolina	2012
136	Justin Huggard, VMI	2005
131	Jada Ross, Charleston Southern	2007
128	Jada Ross, Charleston Southern	2005
127	Jada Ross, Charleston Southern	2006
127	Quinn Backus, Coastal Carolina	2014
120	Mario Williams, Gardner-Webb	2002
120	Robert Mason, VMI	2004
120	Jeffery Williams, Gardner-Webb	2007

SOLO TACKLES

85	Quinn Backus, Coastal Carolina	2013
71	Quinn Backus, Coastal Carolina	2014
70	Mario Williams, Gardner-Webb	2003
70	Mike Basile, Monmouth	2015
69	Jim Maxwell, Gardner-Webb	2003
69	Quinn Backus, Coastal Carolina	2012
69	Jacob Hagen, Liberty	2014
66	Jonna Lee, Charleston Southern	2003
66	Robert Mason, VMI	2004
66	Antwan Thomas, Presbyterian	2008

ASSISTED TACKLES

86	Justin Huggard, VMI	2005
80	Derik Screen, VMI	2003
77	Jamar Leath, Coastal Carolina	2005
76	Jada Ross, Charleston Southern	2006
74	Jada Ross, Charleston Southern	2007
73	Kendrick Howard, Liberty	2002
72	Jada Ross, Charleston Southern	2005
72	Todd Baldwin, VMI	2005
71	Jeffrey Williams, Gardner-Webb	2007
70	A.J. Gross, VMI	2010
70	Quinn Backus, Coastal Carolina	2012

TACKLES PER GAME

12.56	Tanner Burch (113 in 9), Gardner-Webb	2012
12.36	Justin Huggard (136 in 11), VMI	2005
12.00	Mario Williams (120 in 10), Gardner-Webb	2002
12.00	Derik Screen (144 in 12), VMI	2003
11.91	Jada Ross (131 in 11), Charleston Southern	2007
11.64	Jada Ross (128 in 11), Charleston Southern	2005
11.55	Jada Ross (127 in 11), Charleston Southern	2006
11.33	Marty Patterson (102 in 9), Gardner-Webb	2011
10.91	Robert Mason (120 in 11), VMI	2004
10.91	Jeffery Williams (120 in 11), Gardner-Webb	2007

TACKLES FOR LOSS

24.0-115	Brian Johnston, Gardner-Webb	2007
22.5-74	Harold Wells, Gardner-Webb	2004
19.0-109	Shaquille Riddick, Gardner-Webb	2013
18.5-78	Antwan Thomas, Presbyterian	2008
17.5-84	Anthony Ellis, Charleston Southern	2015
17.0-62	Vicheal Foxx, VMI	2003
17.0-86	Chima Uzowihe, Liberty	2015
16.0-68	Aaron DeBerry, Liberty	2003
16.0-63	Maurice Simpkins, Coastal Carolina	2003
15.5-65	Seth Reichart, Liberty	2003

QUARTERBACK SACKS

9.5-66	Toby Onyechi, Liberty	2014
8.5-71	Shaquille Riddick, Gardner-Webb	2013
8.0-42	Aaron DeBerry, Liberty	2002
8.0-55	Chima Uzowihe, Liberty	2014
8.0-62	Chima Uzowihe, Liberty	2015
7.5-47	Brian Johnston, Gardner-Webb	2006
7.5-31	Adam McKinney, Presbyterian	2008
7.5-40	Dominique Davis, Liberty	2014
7.0-38	seven players	

20-TACKLE GAMES

2	Jada Ross, Charleston Southern	2006
1	Mario Williams, Gardner-Webb	2002
1	Mike Pavelko, Gardner-Webb	2005
1	Mario Brown, Gardner-Webb	2006
1	Dominique Davenport, Coastal Carolina	2008
1	Marty Patterson, Gardner-Webb	2011
1	Jeffrey Pegues, Gardner-Webb	2014
1	Quinn Backus, Coastal Carolina	2014

INTERCEPTIONS

8	Josh Norman, Coastal Carolina	2009
8	Jacob Hagen, Liberty	2014
8	Quinton Teal, Coastal Carolina	2004
6	Philip Ashley, Charleston Southern	2008
6	Dominique Davenport, Coastal Carolina	2010
6	Charles James, Charleston Southern	2010
6	Donald Porter, Stony Brook	2011
6	Davonte Anderson, Stony Brook	2012
6	Jacob Hagen, Liberty	2013

INTERCEPTION RETURN YARDS

168	Erick Harris, Liberty	2003
127	Quinn Backus, Coastal Carolina	2013
121	Jacob Hagen, Liberty	2013
121	Jacob Hagen, Liberty	2014
120	Kevin Fogg, Liberty	2013
117	Philip Ashley, Charleston Southern	2008
108	Davonte Anderson, Stony Brook	2012
107	Dominique Davenport, Coastal Carolina	2010
103	Antwain Harvey, Charleston Southern	2009
102	Allen Davis, Gardner-Webb	2004

INTERCEPTION RETURN TOUCHDOWNS

2	Erick Harris, Liberty	2003
2	Dominique Davenport, Coastal Carolina	2010

PASS BREAK-UPS

17	Allen Davis, Gardner-Webb	2004
15	Mario Williams, Gardner-Webb	2003
12	Quinton Teal, Coastal Carolina	2004
12	Cedric McGowan, Gardner-Webb	2007
12	Josh Norman, Coastal Carolina	2011
12	Denzel Rice, Coastal Carolina	2013
12	Malcolm Jackson, Charleston Southern	2015
11	Charles James, Charleston Southern	2010
11	Richie Sampson, Coastal Carolina	2013
11	Spencer Havird, Gardner-Webb	2015

PASSES DEFENDED

22	Allen Davis, Gardner-Webb	2004
18	Mario Williams, Gardner-Webb	2003
18	Quinton Teal, Coastal Carolina	2004
17	Charles James, Charleston Southern	2010
16	Aaron Sykes, Gardner-Webb	2003
16	Cedric McGowan, Gardner-Webb	2007
15	Mike Washington, Charleston Southern	2002
15	Josh Norman, Coastal Carolina	2009
15	Davonte Anderson, Stony Brook	2012
15	Jacob Hagen, Liberty	2014

FORCED FUMBLES

6	Quinn Backus, Coastal Carolina	2014
5	Mario Williams, Gardner-Webb	2003
5	D.J. Rice, Coastal Carolina	2007
4	Brian Johnston, Gardner-Webb	2005
4	Kyle O'Donnell, Liberty	2010
4	Jacob Hagen, Liberty	2014
4	Derrick Farrow, Kennesaw State	2015

FUMBLE RETURNS/RECOVERIES

5	J.P. Weaver, Gardner-Webb	2005
4	Kendrick Howard, Liberty	2002
4	Mario Williams, Gardner-Webb	2003
4	Sam Harper, Coastal Carolina	2004
4	Jonathan Little, Gardner-Webb	2005

FUMBLE RETURN YARDS

99	Randall State, Liberty	2002
91	Brandon Leston, Presbyterian	2012
87	Bryant Youngblood, VMI	2007
85	Gabe Middlebrook, Charleston Southern	2014
79	Vincent Graves, Elon	2002
77	Jada Ross, Charleston Southern	2007
75	Bo Tribble, Presbyterian	2008
73	Ugonna Akoh, Presbyterian	2015
70	John Washington, VMI	2012
68	Calvin Sutton, Elon	2002

FUMBLE RETURN TOUCHDOWNS

2	Roderick Holder, Coastal Carolina	2014
1	several tied with	



Brian Johnston, Gardner-Webb (2004-07)

SEASON - TEAM

FEWEST POINTS ALLOWED

172	Liberty	2006
176	Coastal Carolina	2004
199	Charleston Southern	2006
202	Stony Brook	2012
204	Gardner-Webb	2002
210	Liberty	2009
211	Liberty	2013
212	Charleston Southern	2004
220	Coastal Carolina	2005
222	Liberty	2010

SCORING DEFENSE

15.5	Stony Brook	2012
15.6	Liberty	2006
16.0	Coastal Carolina	2004
17.6	Liberty	2013
18.1	Charleston Southern	2006
18.7	Liberty	2008
19.1	Liberty	2009
19.6	Coastal Carolina	2014
20.0	Coastal Carolina	2005
20.1	Coastal Carolina	2015

FEWEST POINTS ALLOWED, CONFERENCE SEASON

59	Gardner-Webb (4 games)	2003
63	Gardner-Webb (3 games)	2002
65	Liberty (4 games)	2004
65	Gardner-Webb (4 games)	2004
67	Coastal Carolina (4 games)	2004
68	Liberty (4 games)	2007
74	Liberty (5 games)	2008
77	Charleston Southern (6 games)	2015
82	Liberty (4 games)	2003
83	Liberty (5 games)	2014

SCORING DEFENSE, CONFERENCE SEASON

12.8	Charleston Southern (77 in 6)	2015
14.8	Gardner-Webb (59 in 4)	2003
14.8	Liberty (74 in 5)	2008
15.0	Stony Brook (90 in 6)	2012
16.0	Presbyterian (96 in 6)	2015
16.3	Liberty (65 in 4)	2004
16.3	Gardner-Webb (65 in 4)	2004
16.6	Liberty (83 in 5)	2014
16.8	Coastal Carolina (67 in 4)	2004
17.0	Liberty (68 in 4)	2007

FEWEST TOUCHDOWNS ALLOWED

22	Liberty	2006
24	Coastal Carolina	2004
25	Liberty	2009
25	Stony Brook	2012
25	Gardner-Webb	2015
26	Charleston Southern	2006
28	Gardner-Webb	2002
28	Charleston Southern	2004
28	Coastal Carolina	2005
28	Liberty	2008
28	Liberty	2013
28	Presbyterian	2015

FEWEST TOTAL YARDS ALLOWED

3,306	Gardner-Webb	2015
3,313	Kennesaw State	2015
3,315	Charleston Southern	2004
3,373	Liberty	2006
3,388	Gardner-Webb	2010
3,401	Liberty	2010
3,424	Gardner-Webb	2002
3,450	Coastal Carolina	2004
3,462	Liberty	2012
3,554	Liberty	2009

TOTAL DEFENSE

292.0	Charleston Southern	2015
296.8	Gardner-Webb	2013
298.6	Stony Brook	2012
300.5	Gardner-Webb	2015
301.2	Kennesaw State	2015
306.6	Liberty	2006
308.0	Gardner-Webb	2010
309.2	Liberty	2010
313.6	Coastal Carolina	2004
313.9	Liberty	2013

MOST GAMES HOLDING OPPONENTS UNDER 300 YARDS OF TOTAL OFFENSE

8	Liberty	2013
8	Charleston Southern	2015
7	Gardner-Webb	2010
6	Liberty	2010
6	Stony Brook	2012
6	Gardner-Webb	2013

FEWEST YARDS ALLOWED PER PLAY

4.6	Coastal Carolina	2004
4.6	Gardner-Webb	2013
4.7	Coastal Carolina	2003
4.8	Gardner-Webb	2003
4.8	Coastal Carolina	2005
4.8	Gardner-Webb	2007
4.8	Coastal Carolina	2010
4.8	Stony Brook	2012
4.8	Charleston Southern	2015
4.8	Gardner-Webb	2015

FEWEST OFFENSIVE PLAYS ALLOWED

629	Gardner-Webb	2002
633	Kennesaw State	2015
658	Liberty	2012
659	Charleston Southern	2004
660	VMI	2007
665	Liberty	2006
665	Liberty	2010
673	Liberty	2009
683	VMI	2006
683	Charleston Southern	2012

FEWEST OFFENSIVE PLAYS ALLOWED PER GAME

57.4	Charleston Southern	2014
57.5	Kennesaw State	2015
59.8	Liberty	2012
60.0	VMI	2007
60.2	Charleston Southern	2015
60.5	Liberty	2006
60.5	Liberty	2010
60.8	Charleston Southern	2013
61.2	Liberty	2009
61.7	Stony Brook	2012

FEWEST OFFENSIVE TOUCHDOWNS ALLOWED

21	Liberty	2006
22	Stony Brook	2012
23	Gardner-Webb	2003
23	Coastal Carolina	2004
23	Gardner-Webb	2015
24	Charleston Southern	2006
24	Liberty	2009
26	Liberty	2010
27	Gardner-Webb	2002
27	Coastal Carolina	2005
27	Liberty	2013
27	Presbyterian	2015

MOST SHUTOUTS

3	Liberty	2006
2	Gardner-Webb	2003
2	Charleston Southern	2008
2	Liberty	2008
2	Liberty	2014
2	Coastal Carolina	2015

MOST GAMES HOLDING OPPONENT UNDER 10 POINTS

5	Charleston Southern	2015
4	VMI	2003
4	Liberty	2006
4	Stony Brook	2012

FEWEST RUSHING YARDS ALLOWED

1,197	Charleston Southern	2006
1,273	Liberty	2010
1,301	Gardner-Webb	2008
1,313	Stony Brook	2011
1,387	Liberty	2012
1,393	Stony Brook	2010
1,402	Gardner-Webb	2009
1,413	Liberty	2007
1,433	Liberty	2006
1,470	Gardner-Webb	2013

RUSHING DEFENSE

101.0	Stony Brook	2011
108.8	Charleston Southern	2006
115.7	Liberty	2010
118.3	Gardner-Webb	2008
122.5	Gardner-Webb	2013
125.9	Liberty	2008
126.1	Liberty	2012
126.6	Stony Brook	2010
127.5	Gardner-Webb	2009
128.5	Liberty	2007

MOST GAMES HOLDING OPPONENTS UNDER 100 YARDS RUSHING

8	Stony Brook	2011
7	Gardner-Webb	2008
7	Liberty	2008
5	Liberty	2007
5	Charleston Southern	2008
5	Liberty	2012
5	Charleston Southern	2013
5	Gardner-Webb	2013
5	Liberty	2013
5	Charleston Southern	2014
5	Charleston Southern	2015

FEWEST RUSHING ATTEMPTS AGAINST

353	Liberty	2012
362	Gardner-Webb	2008
363	Liberty	2010
376	Stony Brook	2010
382	Liberty	2006
384	Stony Brook	2009
386	Stony Brook	2011
393	Charleston Southern	2006
395	Charleston Southern	2014
397	VMI	2006

LOWEST YARDS PER CARRY ALLOWED

3.0	Charleston Southern	2006
3.2	Liberty	2007
3.4	Stony Brook	2011
3.4	Gardner-Webb	2013
3.5	Coastal Carolina	2003
3.5	Gardner-Webb	2009
3.5	Liberty	2010
3.6	Coastal Carolina	2005
3.6	Gardner-Webb	2008
3.6	VMI	2010

FEWEST RUSHING TOUCHDOWNS ALLOWED

9	Coastal Carolina	2004
10	Gardner-Webb	2015
11	Liberty	2010
12	Charleston Southern	2006
12	Liberty	2006
12	Gardner-Webb	2009
12	VMI	2010
12	Liberty	2011
12	Liberty	2013
13	Stony Brook	2012
13	Kennesaw State	2015

PASS EFFICIENCY DEFENSE

86.8	Coastal Carolina	2004
106.1	VMI	2003
106.3	Charleston Southern	2004
107.7	Gardner-Webb	2003
107.8	Coastal Carolina	2006
108.8	Gardner-Webb	2010
109.6	Coastal Carolina	2005
110.3	Gardner-Webb	2002
110.6	Charleston Southern	2002
111.8	Coastal Carolina	2003

FEWEST PASSING YARDS ALLOWED

1,318	Charleston Southern	2004
1,488	Gardner-Webb	2002
1,555	Coastal Carolina	2007
1,601	Charleston Southern	2012
1,625	Kennesaw State	2015
1,635	Gardner-Webb	2010
1,667	Gardner-Webb	2015
1,753	Charleston Southern	2009
1,766	Coastal Carolina	2009
1,801	Presbyterian	2010

PASSING DEFENSE

131.8	Charleston Southern	2004
141.4	Coastal Carolina	2007
144.9	Charleston Southern	2015
145.5	Charleston Southern	2012
147.7	Kennesaw State	2015
148.6	Gardner-Webb	2010
148.8	Gardner-Webb	2002
151.5	Gardner-Webb	2015
153.0	Coastal Carolina	2006
159.4	Charleston Southern	2009

FEWEST PASS ATTEMPTS ALLOWED

211	Gardner-Webb	2002
218	Coastal Carolina	2007
227	Kennesaw State	2015
240	Charleston Southern	2004
246	Presbyterian	2010
250	Presbyterian	2015
251	Charleston Southern	2012
251	Presbyterian	2013
251	Gardner-Webb	2015
252	Presbyterian	2012

FEWEST PASS COMPLETIONS ALLOWED

110	Gardner-Webb	2002
118	Coastal Carolina	2007
128	Kennesaw State	2015
131	Gardner-Webb	2010
132	Charleston Southern	2012
137	Presbyterian	2015
142	Charleston Southern	2004
142	Presbyterian	2010
142	Presbyterian	2011
143	Presbyterian	2013

LOWEST COMPLETION PERCENTAGE ALLOWED

44.3	Coastal Carolina	2004
49.8	Presbyterian	2011
50.0	Charleston Southern	2005
50.1	VMI	2003
50.8	Gardner-Webb	2010
50.9	Charleston Southern	2002
52.1	Gardner-Webb	2002
52.3	Coastal Carolina	2003
52.5	Gardner-Webb	2003
52.6	Charleston Southern	2012

LOWEST PASSING YARDS ALLOWED PER COMPLETION

9.28	Charleston Southern	2004
10.22	Stony Brook	2009
10.58	Charleston Southern	2015
10.64	Liberty	2012
10.73	Liberty	2014
10.77	Liberty	2013
10.84	Coastal Carolina	2005
10.92	Monmouth	2014
10.96	Charleston Southern	2009
11.08	Liberty	2004
11.08	Liberty	2008

LOWEST PASS YARDS ALLOWED PER ATTEMPT

5.32	Coastal Carolina	2004
5.49	Charleston Southern	2004
6.09	Stony Brook	2009
6.13	Gardner-Webb	2013
6.16	Charleston Southern	2015
6.18	Gardner-Webb	2003
6.19	Charleston Southern	2009
6.26	Charleston Southern	2002
6.34	Gardner-Webb	2010
6.35	Coastal Carolina	2005

FEWEST TOUCHDOWN PASSES ALLOWED

8	Charleston Southern	2004
8	Coastal Carolina	2005
8	Charleston Southern	2015
9	Gardner-Webb	2002
9	Gardner-Webb	2003
9	Liberty	2006
9	Liberty	2012
9	Stony Brook	2012
10	Liberty	2009
11	six times	

INTERCEPTIONS

27	Coastal Carolina	2004
21	Coastal Carolina	2009
19	Coastal Carolina	2006
19	Liberty	2013
18	Charleston Southern	2006
18	Liberty	2007
18	Coastal Carolina	2007
17	seven times	

INTERCEPTION RETURN YARDS

380	Coastal Carolina	2004
365	Liberty	2013
313	Liberty	2003
306	Gardner-Webb	2004
291	Monmouth	2014
288	Liberty	2007
280	Charleston Southern	2009
261	Charleston Southern	2006
248	Coastal Carolina	2010
240	Coastal Carolina	2012

INTERCEPTION RETURN TOUCHDOWNS

4	Coastal Carolina	2010
3	Gardner-Webb	2004
3	Liberty	2007
3	Charleston Southern	2009

PASS BREAK-UPS

71	Gardner-Webb	2003
64	Coastal Carolina	2014
62	Coastal Carolina	2013
56	Gardner-Webb	2004
51	Liberty	2008
50	Coastal Carolina	2004
49	Gardner-Webb	2013
44	Charleston Southern	2002
44	Gardner-Webb	2008
43	Coastal Carolina	2008
43	Presbyterian	2011

QUARTERBACK SACKS

31	Charleston Southern	2002
29	Gardner-Webb	2003
29	Coastal Carolina	2014
29	Liberty	2014
27	Coastal Carolina	2003
27	Coastal Carolina	2007
27	Gardner-Webb	2013
27	Charleston Southern	2013
26	Stony Brook	2012
25	Elon	2002

TACKLES FOR LOSS

105	Gardner-Webb	2003
97	Gardner-Webb	2011
96	Charleston Southern	2002
96	Gardner-Webb	2004
94	Stony Brook	2012
93	Stony Brook	2011
92	VMI	2003
89	Coastal Carolina	2010
89	Charleston Southern	2015
86	Gardner-Webb	2013

TURNOVER MARGIN

+22	Coastal Carolina	2004
+21	Liberty	2009
+16	Stony Brook	2011
+15	Coastal Carolina	2007
+15	Liberty	2013
+14	Gardner-Webb	2002
+14	Liberty	2007
+13	Stony Brook	2010
+12	Coastal Carolina	2003
+10	Gardner-Webb	2009

FORCED FUMBLES

19	Gardner-Webb	2005
17	Liberty	2002
17	Gardner-Webb	2003
16	Charleston Southern	2008
15	Gardner-Webb	2004
14	Coastal Carolina	2003
14	VMI	2005
14	Coastal Carolina	2007
14	Liberty	2014
13	six times	

FUMBLE RECOVERIES

19	Gardner-Webb	2005
17	Coastal Carolina	2003
17	Presbyterian	2008
16	Liberty	2002
16	Stony Brook	2011
15	Elon	2002
15	Liberty	2014
14	Charleston Southern	2003
14	Coastal Carolina	2007
14	Charleston Southern	2008
14	Stony Brook	2009

FUMBLE RETURNS

5	Elon	2002
5	Presbyterian	2015
4	Liberty	2002
4	Liberty	2003
4	Gardner-Webb	2014
4	Coastal Carolina	2014

FUMBLE RETURN YARDS

240	Presbyterian	2015
192	Elon	2002
169	Liberty	2002
130	Charleston Southern	2007
124	Liberty	2014
114	Charleston Southern	2015
97	Stony Brook	2011
94	Kennesaw State	2015
91	Presbyterian	2012
87	VMI	2007

FUMBLE RETURN TOUCHDOWNS

3	Charleston Southern	2007
3	Stony Brook	2011
3	Liberty	2014
3	Coastal Carolina	2014
3	Kennesaw State	2015

FEWEST FIRST DOWNS ALLOWED

154	Liberty	2012
165	Gardner-Webb	2015
171	Liberty	2010
174	Gardner-Webb	2010
174	Kennesaw State	2015
176	Charleston Southern	2004
178	Liberty	2006
180	Gardner-Webb	2002
182	Coastal Carolina	2007
182	Liberty	2009
182	Charleston Southern	2014

FEWEST RUSHING FIRST DOWNS ALLOWED

59	Stony Brook	2011
63	Liberty	2010
64	Liberty	2012
75	Charleston Southern	2006
76	Gardner-Webb	2008
77	Gardner-Webb	2013
79	Liberty	2006
79	VMI	2010
80	Gardner-Webb	2011
81	Stony Brook	2009
81	Liberty	2011
81	Charleston Southern	2014

FEWEST PASSING FIRST DOWNS ALLOWED

57	Coastal Carolina	2007
62	Gardner-Webb	2015
63	Gardner-Webb	2002
63	Charleston Southern	2004
65	Charleston Southern	2012
66	Kennesaw State	2015
68	Presbyterian	2015
70	Gardner-Webb	2010
70	Presbyterian	2010
72	Presbyterian	2013

LOWEST THIRD-DOWN CONVERSION ALLOWED

25.9	Gardner-Webb (38-147)	2015
28.2	Gardner-Webb (49-174)	2003
30.9	Liberty (47-152)	2012
32.2	Gardner-Webb (55-171)	2013
32.4	Charleston Southern (46-142)	2014
32.6	Charleston Southern (56-172)	2015
32.9	Charleston Southern (50-152)	2013
33.1	VMI (51-154)	2010
33.3	Coastal Carolina (52-156)	2003
33.3	Coastal Carolina (56-168)	2005

LOWEST FOURTH-DOWN CONVERSION ALLOWED

10.0	Liberty (1-10)	2010
23.1	Gardner-Webb (3-13)	2012
25.0	Gardner-Webb (3-12)	2010
25.0	Gardner-Webb (6-24)	2013
26.3	Liberty (5-19)	2011
27.8	Charleston Southern (5-18)	2004
28.6	Stony Brook (6-21)	2012
29.4	Charleston Southern (5-17)	2005
30.0	VMI (6-20)	2008
30.8	Charleston Southern (8-26)	2007

RED ZONE DEFENSE

54.8	Gardner-Webb (17-31)	2002
58.1	Gardner-Webb (25-43)	2003
60.0	Presbyterian (21-35)	2014
62.5	Stony Brook (15-24)	2012
65.7	Charleston Southern (23-35)	2006
66.7	Liberty (34-51)	2002
66.7	Liberty (24-36)	2009
66.7	Liberty (20-30)	2013
67.4	Charleston Southern (31-46)	2008
67.7	Liberty (21-31)	2010

CAREER

TOTAL TACKLES

454	Jada Ross, Charleston Southern	2004-07
441	Quinn Backus, Coastal Carolina	2011-14
402	Donelle Williams, Presbyterian	2011-15
364	Jamar Leath, Coastal Carolina	2003-06
353	A.J. Gross, VMI	2007-11
348	Manny Rojas, Liberty	2003-06
345	Jeffery Williams, Gardner-Webb	2007-10
324	Tanner Burch, Gardner-Webb	2011-15
323	Marty Patterson, Gardner-Webb	2007-11
313	Mario Brown, Gardner-Webb	2005-09

SOLO TACKLES

243	Quinn Backus, Coastal Carolina	2011-14
218	Donelle Williams, Presbyterian	2011-15
199	Justin Bethel, Presbyterian	2008-11
195	Jada Ross, Charleston Southern	2004-07
177	Ed Britt, Presbyterian	2012-15
176	Marty Patterson, Gardner-Webb	2007-11
167	Mario Williams, Gardner-Webb	2002-04
166	Jeffery Williams, Gardner-Webb	2007-10
163	Daniel Cooke, Gardner-Webb	2005-08
158	Dominick Reyes, Stony Brook	2009-12
158	Jacob Hagen, Liberty	2011-14

ASSISTED TACKLES

259	Jada Ross, Charleston Southern	2004-07
233	Jamar Leath, Coastal Carolina	2003-06
220	A.J. Gross, VMI	2007-11
208	Manny Rojas, Liberty	2003-06
198	Quinn Backus, Coastal Carolina	2011-14
195	Keppy Baucom, Gardner-Webb	2002-05
188	Tanner Burch, Gardner-Webb	2011-15
184	Donelle Williams, Presbyterian	2011-15
179	Todd Baldwin, VMI	2003-05
179	Jeffery Williams, Gardner-Webb	2007-10

TACKLES PER GAME (min. 200 tackles)

11.07	Mario Williams, Gardner-Webb	2002-04
10.56	Jada Ross, Charleston Southern	2004-07
9.33	Todd Baldwin, VMI	2003-05
9.32	Jeffery Williams, Gardner-Webb	2007-10
9.06	Justin Huggard, VMI	2003-05
8.82	Robert Mason, VMI	2003-05
8.65	Quinn Backus, Coastal Carolina	2011-14
8.55	Donelle Williams, Presbyterian	2011-15
8.50	Nick Vaughn, Liberty	2002-04
8.47	Jamar Leath, Coastal Carolina	2003-06

TACKLES FOR LOSS

53.5-257	Brian Johnston, Gardner-Webb	2004-07
46.5-189	Preston Pemasa, Gardner-Webb	2010-13
44.0-234	Chima Uzowihe, Liberty	2012-15
38.0-163	Marty Patterson, Gardner-Webb	2007-11
36.0-100	A.J. Gross, VMI	2007-11
35.5-119	Jonna Lee, Charleston Southern	2003-07
34.5-173	Adrain Grady, Coastal Carolina	2003-07
34.5-109	Q.J. Mau, Gardner-Webb	2012-15
34.0-146	Maurice Simpkins, Coastal Carolina	2003-05
32.5-96	Jada Ross, Charleston Southern	2004-07

QUARTERBACK SACKS

25.0-187	Chima Uzowihe, Liberty	2012-15
20.5-140	Brian Johnston, Gardner-Webb	2004-07
17.0-124	Adrain Grady, Coastal Carolina	2003-07
16.5-97	Phillip Oboh, Coastal Carolina	2006-09
16.5-114	Preston Pemasa, Gardner-Webb	2010-13
15.0-110	Jordan Woods, Gardner-Webb	2008-11
14.5-74	Damiso Alexander, VMI	2007-10
14.0-83	Aaron DeBerry, Liberty	2002-03
14.0-86	Maurice Simpkins, Coastal Carolina	2003-05
14.0-94	Toby Onyechi, Liberty	2011-14
14.0-78	Roderick Holder, Coastal Carolina	2012-15

INTERCEPTIONS

17	Quinton Teal, Coastal Carolina	2003-06
15	Jacob Hagen, Liberty	2011-14
13	Josh Norman, Coastal Carolina	2008-11
12	Charles James, Charleston Southern	2009-12
12	Davonte Anderson, Stony Brook	2010-12
11	Phillip Ashley, Charleston Southern	2006-08
11	Marrio Norman, Coastal Carolina	2004-08
10	Dewitt Myers, Coastal Carolina	2003-06
10	Cedric McGowan, Gardner-Webb	2006-10
9	Dominique Davenport, Coastal Carolina	2006-10
9	Gianni Olivas, Gardner-Webb	2010-12
9	Kevin Fogg, Liberty	2009-13

INTERCEPTION RETURN YARDS

240	Jacob Hagen, Liberty	2011-14
225	Keon Cunningham, Coastal Carolina	2007-10
186	Kevin Fogg, Liberty	2009-13
184	Erick Harris, Liberty	2002-04
170	Phillip Ashley, Charleston Southern	2006-08
161	Davonte Anderson, Stony Brook	2010-12
159	Joe Johnson, Monmouth	2014-15
154	Quinn Backus, Coastal Carolina	2011-14
152	Justin Huggard, VMI	2003-05
147	Charles James, Charleston Southern	2009-12

INTERCEPTION RETURN TOUCHDOWNS

2	Mario Williams, Gardner-Webb	2002-04
2	Erick Harris, Liberty	2002-04
2	Cory Giddings, Stony Brook	2008-09
2	Keon Cunningham, Coastal Carolina	2007-10
2	Dominique Davenport, Coastal Carolina	2006-10
2	Antarius Terrell, Presbyterian	2009-12
2	Johnnie Houston, Coastal Carolina	2010-13

PASS BREAK-UPS

35	Josh Norman, Coastal Carolina	2008-11
32	Malcolm Jackson, Charleston Southern	2012-15
31	Quinton Teal, Coastal Carolina	2003-06
30	Mario Williams, Gardner-Webb	2002-04
26	Cedric McGowan, Gardner-Webb	2006-10
25	Charles James, Charleston Southern	2009-12
24	Patrick Calvary, Liberty	2005-08
24	Denzel Rice, Coastal Carolina	2011-14
23	Marrio Norman, Coastal Carolina	2004-08
23	Ivan Toomer, Gardner-Webb	2011-15

PASSES DEFENDED

48	Quinton Teal, Coastal Carolina	2003-06
48	Josh Norman, Coastal Carolina	2008-11
38	Mario Williams, Gardner-Webb	2002-04
38	Malcolm Jackson, Charleston Southern	2012-15
37	Charles James, Charleston Southern	2009-12
36	Cedric McGowan, Gardner-Webb	2006-10
36	Jacob Hagen, Liberty	2011-14
34	Marrio Norman, Coastal Carolina	2004-08
32	Patrick Calvary, Liberty	2005-08
30	Davonte Anderson, Stony Brook	2010-12

FORCED FUMBLES

9	Quinn Backus, Coastal Carolina	2011-14
8	Mario Williams, Gardner-Webb	2002-04
8	Brian Johnston, Gardner-Webb	2004-07
7	Manny Rojas, Liberty	2003-06
6	Jamar Leath, Coastal Carolina	2003-06
6	D.J. Rice, Coastal Carolina	2005-08
6	Damiso Alexander, VMI	2007-10

FUMBLE RETURNS/RECOVERIES

7	Mario Williams, Gardner-Webb	2002-04
7	Okeba Rollinson, Charleston Southern	2005-08
6	Dominick Reyes, Stony Brook	2009-12

FUMBLE RETURN YARDS

99	Randall State, Liberty	2002
91	Brandon Leston, Presbyterian	2012
87	Bryant Youngblood, VMI	2006-09
85	Gabe Middlebrook, Charleston Southern	2010-14
79	Vincent Graves, Elon	2002

FUMBLE RETURN TOUCHDOWNS

2	Jacob Hagen, Liberty	2011-14
2	Roderick Holder, Coastal Carolina	2012-15

GAME - INDIVIDUAL

TOUCHDOWNS SCORED

- 5 Brock Jackolski, Stony Brook at Gardner-Webb (11-12-11)
- 4 Eugene Goodman, Liberty vs. VMI (10-4-03)
- 4 Aundres Perkins, Coastal Carolina vs. Charleston Southern (11-20-04)
- 4 Andre Copeland, Charleston Southern vs. West Virginia Wesleyan (10-15-05)
- 4 Maurice Price, Charleston Southern vs. Savannah State (10-22-05)
- 4 Tim Maypray, VMI vs. Presbyterian (11-22-08)
- 4 Miguel Maysonet, Stony Brook vs. Charleston Southern (10-30-10)
- 4 Miguel Maysonet, Stony Brook vs. Lafayette (9-24-11)
- 4 Sirchauncey Holloway, Liberty vs. Kentucky Wesleyan (10-1-11)
- 4 Miguel Maysonet, Stony Brook at Charleston Southern (11-5-11)
- 4 Aldreakis Allen, Liberty at Presbyterian (10-13-12)
- 4 Teddy Allen, Charleston Southern vs. Presbyterian (10-20-12)
- 4 Lorenzo Taliaferro, Coastal Carolina at Liberty (10-19-13)
- 4 Kwabena Asante, Monmouth vs. Delaware State (8-30-14)
- 4 Christian Reyes, Charleston Southern at Charlotte (9-27-14)

POINTS SCORED (NON-KICKING)

- 30 Brock Jackolski, Stony Brook at Gardner-Webb (11-12-11)
- 24 Eugene Goodman, Liberty vs. VMI (10-4-03)
- 24 Aundres Perkins, Coastal Carolina vs. Charleston Southern (11-20-04)
- 24 Andre Copeland, Charleston Southern vs. West Virginia Wesleyan (10-15-05)
- 24 Maurice Price, Charleston Southern vs. Savannah State (10-22-05)
- 24 Tim Maypray, VMI vs. Presbyterian (11-22-08)
- 24 Miguel Maysonet, Stony Brook vs. Charleston Southern (10-30-10)
- 24 Miguel Maysonet, Stony Brook vs. Lafayette (9-24-11)
- 24 Sirchauncey Holloway, Liberty vs. Kentucky Wesleyan (10-1-11)
- 24 Miguel Maysonet, Stony Brook at Charleston Southern (11-5-11)
- 24 Aldreakis Allen, Liberty at Presbyterian (10-13-12)
- 24 Teddy Allen, Charleston Southern vs. Presbyterian (10-20-12)
- 24 Lorenzo Taliaferro, Coastal Carolina at Liberty (10-19-13)
- 24 Kwabena Asante, Monmouth vs. Delaware State (8-30-14)
- 24 Christian Reyes, Charleston Southern at Charlotte (9-27-14)

POINTS SCORED KICKING

- 18 Matt Bevins (4 FG, 6 PAT), Liberty vs. Stony Brook (11-20-10)
- 17 Ryan Gates (3 FG, 8 PAT), Gardner-Webb vs. Southern Virginia (10-24-09)
- 16 Josh Hoke (3 FG, 7 PAT), Coastal Carolina vs. North Greenville (9-25-04)
- 16 Ryan Gates (3 FG, 7 PAT), Gardner-Webb vs. Mars Hill (9-5-09)
- 16 Wesley Skiffington (4 FG, 4 PAT), Stony Brook vs. Presbyterian (10-3-09)
- 16 Matt Bevins (4 FG, 4 PAT), Liberty vs. VMI (11-7-09)
- 16 Matt Bevins (4 FG, 4 PAT), Liberty vs. Gardner-Webb (11-6-10)
- 15 Andrew Harmon (3 FG, 6 PAT), Gardner-Webb at Charleston Southern (11-9-02)
- 15 Scott Kiovisky (2 FG, 9 PAT), Liberty vs. Norfolk State (11-8-03)
- 15 Ryan Gates (4 FG, 3 PAT), Gardner-Webb vs. Sam Houston State (9-27-08)
- 15 Matt Bevins (3 FG, 6 PAT), Liberty at Gardner-Webb (11-14-09)
- 15 Lucas Santangelo (3 FG, 6 PAT), Monmouth at Robert Morris (10-4-14)

MOST CONSECUTIVE GAMES WITH A TOUCHDOWN

- 26 De'Angelo Henderson, Coastal Carolina (2014-15)
- 18 Zach Terrell, Liberty (2006-08)
- 12 Miguel Maysonet, Stony Brook (2012)
- 9 Rashad Jennings, Liberty (2008)
- 9 Brock Jackolski, Stony Brook (2011)
- 9 Lorenzo Taliaferro, Coastal Carolina (2013)
- 7 D.J. Abnar, Liberty (2013-14)
- 6 Zach MacDowall, Coastal Carolina (2010)
- 6 Aldreakis Allen, Liberty (2011)
- 6 Darius Hammond, Charleston Southern (2015)

MOST CONSECUTIVE MULTI-TOUCHDOWN GAMES

- 6 Miguel Maysonet, Stony Brook (2012)
- 5 Patrick Hall, Coastal Carolina (2004)
- 5 Lorenzo Taliaferro, Coastal Carolina (2013)
- 4 Brock Jackolski, Stony Brook (2011)
- 3 William Andrews Jr., Gardner-Webb (2002-03)
- 3 Kevin Norrell, Stony Brook (2012)
- 3 Marcus Whitener, Coastal Carolina (2012)
- 3 De'Angelo Henderson, Coastal Carolina (2014)
- 3 De'Angelo Henderson, Coastal Carolina (2015)
- 3 Mike Holloway, Charleston Southern (2015)

GAME - TEAM

POINTS SCORED

- 77 Stony Brook vs. Pace (9-8-12)
- 76 Stony Brook at Gardner-Webb (11-12-11)
- 73 Liberty vs. VMI (11-10-07)
- 73 Liberty vs. Kentucky Wesleyan (9-28-13)
- 71 Coastal Carolina vs. Mansfield (11-12-05)
- 70 Coastal Carolina vs. Charleston Southern (11-20-10)
- 69 Liberty vs. Norfolk State (11-8-03)
- 69 VMI vs. Chowan (9-20-08)
- 69 Presbyterian vs. Bluefield (9-6-14)
- 68 Liberty vs. St. Francis, Pa. (9-29-07)
- 68 Stony Brook at Iona (11-8-08)

TOUCHDOWNS SCORED

- 11 Stony Brook at Gardner-Webb (11-12-11)
- 11 Stony Brook vs. Pace (9-8-12)
- 10 Coastal Carolina vs. Mansfield (11-12-05)
- 10 Liberty vs. VMI (11-10-07)
- 10 VMI vs. Chowan (9-20-08)
- 10 Stony Brook at Iona (11-8-08)
- 10 Coastal Carolina vs. Charleston Southern (11-20-10)
- 10 Liberty vs. Kentucky Wesleyan (9-28-13)
- 10 Presbyterian vs. Bluefield (9-6-14)
- 9 11 times

POINTS SCORED KICKING

- 18 Liberty (4 FG, 6 PAT) vs. VMI (11-7-09)
- 18 Liberty (4 FG, 6 PAT) vs. Stony Brook (11-20-10)
- 17 Gardner-Webb (3 FG, 8 PAT) vs. Southern Virginia (10-24-09)
- 16 Coastal Carolina (3 FG, 7 PAT) vs. North Greenville (9-25-04)
- 16 Gardner-Webb (3 FG, 7 PAT) vs. Mars Hill (9-5-09)
- 16 Stony Brook (4 FG, 4 PAT) vs. Presbyterian (10-3-09)
- 16 Liberty (3 FG, 7 PAT) vs. Coastal Carolina (10-17-09)
- 16 Liberty (4 FG, 4 PAT) vs. Gardner-Webb (11-6-10)
- 15 Gardner-Webb (3 FG, 6 PAT) at Charleston Southern (11-9-02)
- 15 Liberty (2 FG, 9 PAT) vs. Norfolk State (11-8-03)
- 15 Gardner-Webb (4 FG, 3 PAT) vs. Sam Houston State (9-27-08)
- 15 Liberty (3 FG, 6 PAT) at Gardner-Webb (11-14-09)
- 15 Monmouth (3 FG, 6 PAT) at Robert Morris (10-4-14)

CONSECUTIVE GAMES WITH A POINT SCORED

- | | |
|-------------------------------|---------------------------------|
| 122 LIBERTY | Oct. 1, 2005 - present |
| 67 Coastal Carolina | Sept. 6, 2003 - Nov. 15, 2008 |
| 61 VMI | Oct. 16, 2004 - Sept. 4, 2010 |
| 57 Coastal Carolina | Nov. 5, 2011 - Nov. 28, 2015 |
| 56 Gardner-Webb | Aug. 28, 2008 - Aug. 31, 2013 |
| 54 Stony Brook | Oct. 18, 2008 - Dec. 1, 2012 |
| 50 Gardner-Webb | Oct. 4, 2003 - Nov. 10, 2007 |
| 47 Presbyterian | Aug. 30, 2008 - Sept. 8, 2012 |
| 46 CHARLESTON SOUTHERN | Sept. 22, 2012 - present |
| 38 Charleston Southern | Sept. 17, 2005 - Oct. 18, 2008 |

CONSECUTIVE BIG SOUTH GAMES WITH A POINT SCORED

- | | |
|-------------------------------|-------------------------------|
| 68 LIBERTY | Oct. 5, 2002 - present |
| 54 VMI | Oct. 4, 2003 - Nov. 9, 2013 |
| 42 CHARLESTON SOUTHERN | Nov. 1, 2008 - present |
| 40 PRESBYTERIAN | Oct. 3, 2009 - present |
| 30 Gardner-Webb | Oct. 4, 2008 - Oct. 12, 2013 |
| 28 Stony Brook | Oct. 18, 2008 - Nov. 10, 2012 |
| 24 Coastal Carolina | Oct. 4, 2003 - Nov. 8, 2008 |
| 24 Coastal Carolina | Nov. 5, 2011 - Nov. 19, 2015 |
| 22 Gardner-Webb | Oct. 5, 2002 - Nov. 10, 2007 |
| 15 Charleston Southern | Nov. 20, 2004 - Oct. 18, 2008 |
| 15 Coastal Carolina | Oct. 10, 2009 - Oct. 22, 2011 |

CONSECUTIVE GAMES SCORING IN DOUBLE FIGURES

- | | |
|------------------------|---------------------------------|
| 66 LIBERTY | Oct. 2, 2010 - present |
| 57 Coastal Carolina | Nov. 5, 2011 - Nov. 28, 2015 |
| 45 Liberty | Sept. 23, 2006 - Sept. 18, 2010 |
| 42 Coastal Carolina | Sept. 24, 2005 - Nov. 15, 2008 |
| 30 Charleston Southern | Sept. 17, 2005 - Nov. 10, 2007 |
| 28 Stony Brook | Oct. 18, 2008 - Sept. 3, 2011 |
| 25 Charleston Southern | Oct. 13, 2012 - Oct. 11, 2014 |
| 24 Stony Brook | Sept. 17, 2011 - Dec. 1, 2012 |
| 22 VMI | Sept. 29, 2007 - Oct. 3, 2009 |
| 14 Gardner-Webb | Oct. 9, 2004 - Oct. 29, 2005 |
| 14 Presbyterian | Sept. 19, 2009 - Oct. 2, 2010 |

SEASON - TEAM

POINTS SCORED

615	Coastal Carolina	2013
522	Coastal Carolina	2014
494	Stony Brook	2011
469	Liberty	2007
460	Stony Brook	2012
448	Liberty	2014
447	Liberty	2013
446	Coastal Carolina	2012
421	Coastal Carolina	2015
413	Coastal Carolina	2004

SCORING OFFENSE

42.6	Liberty	2007
41.0	Coastal Carolina	2013
38.0	Stony Brook	2011
37.5	Coastal Carolina	2004
37.3	Coastal Carolina	2014
37.2	Liberty	2013
36.5	Liberty	2010
36.4	Liberty	2009
35.9	Liberty	2011
35.4	Stony Brook	2012

TOUCHDOWNS SCORED

84	Coastal Carolina	2013
67	Coastal Carolina	2014
66	Stony Brook	2011
61	Liberty	2007
61	Stony Brook	2012
60	Liberty	2013
58	Coastal Carolina	2012
56	Liberty	2014
55	Coastal Carolina	2004
54	Coastal Carolina	2006

OFFENSIVE TOUCHDOWNS

80	Coastal Carolina	2013
61	Stony Brook	2011
61	Coastal Carolina	2014
60	Stony Brook	2012
57	Liberty	2013
54	Coastal Carolina	2012
53	Coastal Carolina	2006
53	Liberty	2007
53	Liberty	2014
51	Coastal Carolina	2004

MOST 30-POINT GAMES

13	Coastal Carolina	2014
11	Coastal Carolina	2013
10	Liberty	2007
9	Stony Brook	2011
8	Coastal Carolina	2004
8	Liberty	2008
8	Liberty	2010
8	Charleston Southern	2015
8	Coastal Carolina	2015

MOST 40-POINT GAMES

10	Coastal Carolina	2013
7	Stony Brook	2011
6	Liberty	2010
6	Stony Brook	2012
5	Coastal Carolina	2004
5	Liberty	2007
5	Liberty	2009
5	Liberty	2013
5	Coastal Carolina	2014

MOST 50-POINT GAMES

6	Coastal Carolina	2013
4	Liberty	2009
4	Liberty	2013
3	Coastal Carolina	2004
3	Gardner-Webb	2005
3	Liberty	2007
3	Liberty	2010
3	Stony Brook	2011
3	Gardner-Webb	2013
3	Monmouth	2014
3	Kennesaw State	2015

MOST 30-POINT CONFERENCE GAMES

6	Liberty	2010
6	Stony Brook	2011
5	Liberty	2008
5	Liberty	2009
5	Coastal Carolina	2010
5	Liberty	2011
5	Coastal Carolina	2012

MOST 40-POINT CONFERENCE GAMES

6	Stony Brook	2011
4	Liberty	2009
4	Liberty	2010
4	Stony Brook	2012
4	Coastal Carolina	2013
3	Coastal Carolina	2012
3	Coastal Carolina	2014

MOST 50-POINT CONFERENCE GAMES

4	Liberty	2009
2	Coastal Carolina	2007
2	Liberty	2007
2	Stony Brook	2011
2	Coastal Carolina	2012
2	Coastal Carolina	2013
2	Liberty	2013

MOST POINTS SCORED, CONFERENCE SEASON

293	Stony Brook (6 games)	2011
271	Liberty (6 games)	2009
252	Coastal Carolina (6 games)	2012
244	Liberty (6 games)	2010
239	Coastal Carolina (6 games)	2010
235	Coastal Carolina (5 games)	2013
232	Stony Brook (6 games)	2012
231	Liberty (6 games)	2011
226	Stony Brook (6 games)	2010
197	Liberty (6 games)	2012

SCORING OFFENSE, CONFERENCE SEASON

48.8	Stony Brook (293 in 6)	2011
47.8	Liberty (191 in 4)	2007
47.0	Coastal Carolina (235 in 5)	2013
45.2	Liberty (271 in 6)	2009
42.0	Gardner-Webb (126 in 3)	2002
42.0	Coastal Carolina (252 in 6)	2012
40.7	Liberty (244 in 6)	2010
39.8	Coastal Carolina (239 in 6)	2010
38.7	Stony Brook (232 in 6)	2012
38.5	Liberty (231 in 6)	2011

CONSECUTIVE GAMES SCORING 30 POINTS

11	Coastal Carolina
9	Liberty
9	Stony Brook
8	Coastal Carolina
7	Liberty
7	Coastal Carolina
5	Coastal Carolina
5	Liberty
5	Charleston Southern
5	Charleston Southern
5	Liberty
5	Coastal Carolina

CONSECUTIVE BIG SOUTH GAMES SCORING 30 POINTS

13	Liberty
12	2009
8	Coastal Carolina
7	Stony Brook
5	Coastal Carolina
5	Coastal Carolina
4	Gardner-Webb
4	Coastal Carolina
4	Charleston Southern
4	Stony Brook

CONSECUTIVE GAMES SCORING 40 POINTS

7	Stony Brook
7	Coastal Carolina
3	Gardner-Webb
3	Coastal Carolina
3	Gardner-Webb
3	Liberty
3	Liberty
3	Stony Brook
3	Coastal Carolina

CONSECUTIVE BIG SOUTH GAMES SCORING 40 POINTS

7	Stony Brook
6	Coastal Carolina
3	Gardner-Webb
3	Coastal Carolina
3	Gardner-Webb
3	Liberty
3	Liberty
3	Stony Brook
3	Coastal Carolina

CONSECUTIVE GAMES SCORING 50 POINTS

3	Gardner-Webb
3	Liberty
3	Coastal Carolina
3	Coastal Carolina
2	Coastal Carolina
2	Stony Brook
2	Gardner-Webb
2	Monmouth
2	Coastal Carolina
2	Kennesaw State

CONSECUTIVE BIG SOUTH GAMES SCORING 50 POINTS

3	Liberty
2	Stony Brook
2	Coastal Carolina
2	Coastal Carolina

ALL-TIME 50-POINT GAMES

21	Liberty
20	Coastal Carolina
13	Gardner-Webb
8	Stony Brook
4	Charleston Southern
3	VMI
3	Monmouth
3	Kennesaw State
1	Elon
1	Presbyterian

SEASON - INDIVIDUAL

OVERALL SCORING

174	Lorenzo Taliaferro, Coastal Carolina	2013
138	Miguel Maysonet, Stony Brook	2012
126	De'Angelo Henderson, Coastal Carolina	2014
120	Brock Jackolski, Stony Brook	2011
114	Rashad Jennings, Liberty	2008
114	De'Angelo Henderson, Coastal Carolina	2015
107	Matt Bevins, Liberty	2009
105	Matt Bevins, Liberty	2010
104	Rashad Jennings, Liberty	2007
102	Desmond Rice, Liberty	2013

KICK SCORING

107	Matt Bevins, Liberty	2009
105	Matt Bevins, Liberty	2010
101	Noah Greenbaum, Liberty	2007
100	John Lunsford, Liberty	2014
97	Alex Catron, Coastal Carolina	2014
93	Wesley Skiffington, Stony Brook	2011
91	Matt Sharpe, VMI	2003
90	Alex Catron, Coastal Carolina	2013
87	Wesley Skiffington, Stony Brook	2012
86	Ryan Granger, Coastal Carolina	2015

TOUCHDOWNS SCORED

29	Lorenzo Taliaferro, Coastal Carolina	2013
23	Miguel Maysonet, Stony Brook	2012
21	De'Angelo Henderson, Coastal Carolina	2014
20	Brock Jackolski, Stony Brook	2011
19	Rashad Jennings, Liberty	2008
19	De'Angelo Henderson, Coastal Carolina	2015
17	Rashad Jennings, Liberty	2007
17	Desmond Rice, Liberty	2013
16	Jerome Simpson, Coastal Carolina	2006
16	Miguel Maysonet, Stony Brook	2011
16	D.J. Abnar, Liberty	2014

MULTI-TOUCHDOWN GAMES

9	Miguel Maysonet, Stony Brook	2012
9	Lorenzo Taliaferro, Coastal Carolina	2013
7	Rashad Jennings, Liberty	2008
6	Rashad Jennings, Liberty	2007
6	Desmond Rice, Liberty	2013
6	D.J. Abnar, Liberty	2014
6	De'Angelo Henderson, Coastal Carolina	2015
5	Aundres Perkins, Coastal Carolina	2003
5	Patrick Hall, Coastal Carolina	2004
5	Aundres Perkins, Coastal Carolina	2005
5	Jerome Simpson, Coastal Carolina	2006
5	Patrick Hall, Gardner-Webb	2009
5	Chris Summers, Liberty	2010
5	Brock Jackolski, Stony Brook	2011
5	De'Angelo Henderson, Coastal Carolina	2014

5-TOUCHDOWN GAMES

1	Brock Jackolski, Stony Brook	2011
---	------------------------------	------

4-TOUCHDOWN GAMES

2	Miguel Maysonet, Stony Brook	2011
1	Eugene Goodman, Liberty	2003
1	Aundres Perkins, Coastal Carolina	2004
1	Andre Copeland, Charleston Southern	2005
1	Maurice Price, Charleston Southern	2005
1	Tim Maypray, VMI	2008
1	Miguel Maysonet, Stony Brook	2010
1	Brock Jackolski, Stony Brook	2011
1	SirChauncey Holloway, Liberty	2011
1	Aldreakis Allen, Liberty	2012
1	Teddy Allen, Charleston Southern	2012
1	Lorenzo Taliaferro, Coastal Carolina	2013
1	Kwabena Asante, Monmouth	2014
1	Christian Reyes, Charleston Southern	2014

3-TOUCHDOWN GAMES

5	Lorenzo Taliaferro, Coastal Carolina	2013
3	Eugene Goodman, Liberty	2003
3	Rashad Jennings, Liberty	2007
3	Brock Jackolski, Stony Brook	2011
3	Miguel Maysonet, Stony Brook	2011
3	Desmond Rice, Liberty	2013

10-POINT KICKING GAMES

5	Noah Greenbaum, Liberty	2007
5	Matt Bevins, Liberty	2010
4	Matt Sharpe, VMI	2003
4	Josh Hoke, Coastal Carolina	2004
4	Matt Bevins, Liberty	2009
4	John Paglia, Charleston Southern	2009
4	John Lunsford, Liberty	2014
3	Josh Hoke, Coastal Carolina	2006
3	Ryan Gates, Gardner-Webb	2008
3	Trever Austin, Gardner-Webb	2011
3	Wesley Skiffington, Stony Brook	2011
3	Wesley Skiffington, Stony Brook	2012
3	Justin Thompson, Kennesaw State	2015
3	Ryan Granger, Coastal Carolina	2015



Aundres Perkins, Coastal Carolina (2003-06)



Lorenzo Taliaferro, Coastal Carolina (2012-13)

CAREER

OVERALL SCORING

318	Miguel Maysonet, Stony Brook	2010-12
316	Wesley Skiffington, Stony Brook	2009-12
309	Matt Bevins, Liberty	2008-11
297	Josh Hoke, Coastal Carolina	2003-06
294	John Lunsford, Liberty	2012-15
286	Aundres Perkins, Coastal Carolina	2003-06
278	Rashad Jennings, Liberty	2006-08
278	De'Angelo Henderson, Coastal Carolina	2013-15
264	Jerome Simpson, Coastal Carolina	2004-07
260	Alex Catron, Coastal Carolina	2011-14

NON-KICK SCORING

318	Miguel Maysonet, Stony Brook	2010-12
286	Aundres Perkins, Coastal Carolina	2003-06
278	Rashad Jennings, Liberty	2006-08
278	De'Angelo Henderson, Coastal Carolina	2013-15
264	Jerome Simpson, Coastal Carolina	2004-07
228	Tim Maypray, VMI	2006-09
204	Lorenzo Taliaferro, Coastal Carolina	2012-13
194	Du Vaughn Flagler, Gardner-Webb	2004-07
192	Mike Brown, Liberty	2008-11
192	Brock Jackolski, Stony Brook	2010-11

KICK SCORING

316	Wesley Skiffington, Stony Brook	2009-12
309	Matt Bevins, Liberty	2008-11
297	Josh Hoke, Coastal Carolina	2003-06
294	John Lunsford, Liberty	2012-15
260	Alex Catron, Coastal Carolina	2011-14
240	Justin Durham, Coastal Carolina	2007-10
228	Hunter Smith, Gardner-Webb	2003-06
214	Nick Ellis, Charleston Southern	2003-07
198	Ryan Gates, Gardner-Webb	2008-10
143	John Paglia, Charleston Southern	2007-10

TOUCHDOWNS SCORED

53	Miguel Maysonet, Stony Brook	2010-12
47	Aundres Perkins, Coastal Carolina	2003-06
46	Rashad Jennings, Liberty	2006-08
46	De'Angelo Henderson, Coastal Carolina	2013-15
44	Jerome Simpson, Coastal Carolina	2004-07
38	Tim Maypray, VMI	2006-09
34	Lorenzo Taliaferro, Coastal Carolina	2012-13
32	Du Vaughn Flagler, Gardner-Webb	2004-07
32	Mike Brown, Liberty	2008-11
32	Brock Jackolski, Stony Brook	2010-11

20-TOUCHDOWN SEASONS

1	Brock Jackolski, Stony Brook	2010-11
1	Miguel Maysonet, Stony Brook	2010-12
1	Lorenzo Taliaferro, Coastal Carolina	2012-13
1	De'Angelo Henderson, Coastal Carolina	2013-15

10-TOUCHDOWN SEASONS

3	Aundres Perkins, Coastal Carolina	2003-06
3	Rashad Jennings, Liberty	2006-08
3	Tim Maypray, VMI	2006-09
3	Miguel Maysonet, Stony Brook	2010-12
2	Jerome Simpson, Coastal Carolina	2004-07
2	Zach Terrell, Liberty	2005-08
2	Brock Jackolski, Stony Brook	2010-11
2	Aldreakis Allen, Liberty	2009-13
2	De'Angelo Henderson, Coastal Carolina	2013-15
2	Desmond Rice, Liberty	2011-15

Scoring Records

MULTI-TOUCHDOWN GAMES

16	Rashad Jennings, Liberty	2006-08
15	Miguel Maysonet, Stony Brook	2010-12
14	Aundres Perkins, Coastal Carolina	2003-06
14	Jerome Simpson, Coastal Carolina	2004-07
11	De'Angelo Henderson, Coastal Carolina	2013-15
10	Patrick Hall, Gardner-Webb	2007-10
10	Lorenzo Taliaferro, Coastal Carolina	2012-13
9	Brock Jackolski, Stony Brook	2010-11
9	Aldreakis Allen, Liberty	2009-13
9	Desmond Rice, Liberty	2011-15

5-TOUCHDOWN GAMES

1	Brock Jackolski, Stony Brook	2010-11
---	------------------------------	---------

4-TOUCHDOWN GAMES

3	Miguel Maysonet, Stony Brook	2010-12
1	Eugene Goodman, Liberty	2002-04
1	Aundres Perkins, Coastal Carolina	2003-06
1	Andre Copeland, Charleston Southern	2005
1	Maurice Price, Charleston Southern	2004-06
1	Tim Maypray, VMI	2006-09
1	SirChauncey Holloway, Liberty	2009-12
1	Brock Jackolski, Stony Brook	2010-11
1	Aldreakis Allen, Liberty	2009-13
1	Teddy Allen, Charleston Southern	2010-13
1	Lorenzo Taliaferro, Coastal Carolina	2012-13
1	Christian Reyes, Charleston Southern	2013-14
1	Kwabena Asanate, Monmouth	2014

3-TOUCHDOWN GAMES

7	Rashad Jennings, Liberty	2006-08
7	Miguel Maysonet, Stony Brook	2010-12
5	Lorenzo Taliaferro, Coastal Carolina	2012-13
4	Brock Jackolski, Stony Brook	2010-11
4	Desmond Rice, Liberty	2011-15
3	Eugene Goodman, Liberty	2002-04
3	Aundres Perkins, Coastal Carolina	2003-06
3	Mike Tolbert, Coastal Carolina	2004-07
3	Dominic Bolden, Liberty	2005-08
3	Edwin Gowins, Stony Brook	2008-10
3	Aldreakis Allen, Liberty	2009-13
3	De'Angelo Henderson, Coastal Carolina	2013-15
3	Darrin Peterson, Liberty	2012-15

10-POINT KICKING GAMES

11	Matt Bevins, Liberty	2008-11
10	Josh Hoke, Coastal Carolina	2003-06
8	Wesley Skiffington, Stony Brook	2009-12
8	John Lunsford, Liberty	2012-15
5	Noah Greenbaum, Liberty	2007
5	Ryan Gates, Gardner-Webb	2008-10
5	John Paglia, Charleston Southern	2008-10
4	Matt Sharpe, VMI	2003
4	Justin Durham, Coastal Carolina	2007-10
4	Alex Catron, Coastal Carolina	2011-14

PLAYERS WITH INTERCEPTION, FUMBLE, PUNT RETURN AND KICKOFF RETURN TOUCHDOWNS

1	Kevin Fogg, Liberty (3 KR, 1 PR, 1 INT, 1 FUM)
---	--

DEFENSIVE EXTRA POINTS

1	Robert Mason, VMI	2003-05
1	Erick Harris, Liberty	2002-04
1	Kevin Moon, Liberty	2003-05
1	Grant Harris, VMI	2003-05
1	Sean Lundy, Coastal Carolina	2005-06
1	Gerald Stevenson, Charleston Southern	2007-10
1	Juan Thrasher, VMI	2008-11
1	Bryant Youngblood, VMI	2006-09
1	Dontavais Johnson, Coastal Carolina	2010-12
1	Mike McClure, Coastal Carolina	2010-13
1	LJ Perry, Presbyterian	2010-12
1	Dontavais Johnson, Coastal Carolina	2010-12
1	STEVE OSONDU, Presbyterian	2014-



Miguel Maysonet, Stony Brook (2010-12)



De'Angelo Henderson, Coastal Carolina (2013-15)



Kevin Fogg, Liberty (2009-13)



GAME - INDIVIDUAL

PAT KICKS ATTEMPTED

- 11 Wesley Skiffington, Stony Brook vs. Pace (9-8-12)
- 10 Noah Greenbaum, Liberty vs. VMI (11-10-07)
- 10 Luke Gaddis, Stony Brook vs. Iona (11-8-08)
- 10 Justin Durham, Coastal Carolina vs. Charleston Southern (11-20-10)
- 10 Wesley Skiffington, Stony Brook at Gardner-Webb (11-12-11)
- 10 John Lunsford, Liberty vs. Kentucky Wesleyan (9-28-13)
- 9 Scott Kiovsky, Liberty vs. Norfolk State (11-8-03)
- 9 Josh Hoke, Coastal Carolina vs. Mansfield (11-12-05)
- 9 Josh Hoke, Coastal Carolina vs. Savannah State (11-4-06)
- 9 Noah Greenbaum, Liberty vs. St. Francis, Pa. (9-29-07)
- 9 Taylor Ports, Gardner-Webb vs. Savannah State (11-3-07)
- 9 Greg Stevens, VMI vs. Chowan (9-20-08)
- 9 Matt Bevins, Liberty vs. Coastal Carolina (10-15-11)

PAT KICKS MADE

- 11 Wesley Skiffington, Stony Brook vs. Pace (9-8-12)
- 10 Noah Greenbaum, Liberty vs. VMI (11-10-07)
- 10 Justin Durham, Coastal Carolina vs. Charleston Southern (11-20-10)
- 10 Wesley Skiffington, Stony Brook at Gardner-Webb (11-12-11)
- 10 John Lunsford, Liberty vs. Kentucky Wesleyan (9-28-13)
- 9 Scott Kiovsky, Liberty vs. Norfolk State (11-8-03)
- 9 Josh Hoke, Coastal Carolina vs. Mansfield (11-12-05)
- 9 Josh Hoke, Coastal Carolina vs. Savannah State (11-4-06)
- 9 Taylor Ports, Gardner-Webb vs. Savannah State (11-3-07)
- 9 Greg Stevens, VMI vs. Chowan (9-20-08)
- 9 Matt Bevins, Liberty vs. Coastal Carolina (10-15-11)

PAT KICK PERCENTAGE (min. 9 attempts)

- 100.0 Wesley Skiffington (11-of-11), Stony Brook vs. Pace (9-8-12)
- 100.0 Noah Greenbaum (10-of-10), Liberty vs. VMI (11-10-07)
- 100.0 Justin Durham (10-of-10), Coastal Carolina vs. Charleston Southern (11-20-10)
- 100.0 Wesley Skiffington (10-of-10), Stony Brook at Gardner-Webb (11-12-11)
- 100.0 John Lunsford (10-of-10), Liberty vs. Kentucky Wesleyan (9-28-13)
- 100.0 Scott Kiovsky (9-of-9), Liberty vs. Norfolk State (11-8-03)
- 100.0 Josh Hoke (9-of-9), Coastal Carolina vs. Mansfield (11-12-05)
- 100.0 Josh Hoke (9-of-9), Coastal Carolina vs. Savannah State (11-4-06)
- 100.0 Taylor Ports (9-of-9), Gardner-Webb vs. Savannah State (11-3-07)
- 100.0 Greg Stevens (9-of-9), VMI vs. Chowan (9-20-08)
- 100.0 Matt Bevins (9-of-9), Liberty vs. Coastal Carolina (10-15-11)

FIELD GOAL ATTEMPTS

- 7 Justin Thompson, Kennesaw State vs. Shorter (9-19-15)
- 5 Matt Sharpe, VMI vs. Charleston Southern (10-11-03)
- 5 Matt Sharpe, VMI at Coastal Carolina (11-1-03)
- 5 Josh Hoke, Coastal Carolina at Liberty (10-22-05)
- 5 Josh Hoke, Coastal Carolina vs. Elon (9-2-06)
- 5 Justin Durham, Coastal Carolina vs. Winston-Salem State (9-8-07)
- 5 John Lunsford, Liberty at Gardner-Webb (10-10-15)
- 5 Justin Thompson, Kennesaw State vs. Gardner-Webb (10-17-15)

FIELD GOALS MADE

- 4 Matt Sharpe, VMI vs. Gardner-Webb (10-18-03)
- 4 Matt Sharpe, VMI at Coastal Carolina (11-1-03)
- 4 Josh Hoke, Coastal Carolina vs. Elon (9-2-06)
- 4 Nick Ellis, Charleston Southern vs. Savannah State (10-6-07)
- 4 Ryan Gates, Gardner-Webb vs. Sam Houston State (9-27-08)
- 4 Matt Bevins, Liberty vs. Elon (11-22-08)
- 4 Wesley Skiffington, Stony Brook vs. Presbyterian (10-3-09)
- 4 Matt Bevins, Liberty vs. VMI (11-7-09)
- 4 Matt Bevins, Liberty vs. Gardner-Webb (11-6-10)
- 4 Matt Bevins, Liberty vs. Stony Brook (11-20-10)
- 4 Trevor Austin, Gardner-Webb at Coastal Carolina (10-22-11)
- 4 Jordan Day, Gardner-Webb vs. Richmond (9-14-13)
- 4 Justin Thompson, Kennesaw State vs. Shorter (9-19-15)
- 4 Justin Thompson, Kennesaw State vs. Gardner-Webb (10-17-15)

FIELD GOAL PERCENTAGE (min. 4 attempts)

- 100.0 10 times, last by Jordan Day (4-of-4), Gardner-Webb vs. Richmond (9-14-13)

MOST 40-PLUS YARD FIELD GOALS

- 3 Matt Bevins (43, 42, 40), Liberty vs. VMI (11-7-09)
- 3 John Paglia (51, 46, 43), Charleston Southern vs. Stony Brook (11-14-09)

LONGEST FIELD GOAL

- 60 John Lunsford, Liberty vs. Richmond (10-4-14)
- 57 John Lunsford, Liberty vs. Bryant (9-20-14)
- 57 John Lunsford, Liberty at Southern Illinois (9-26-15)
- 57 John Lunsford, Liberty vs. Kennesaw State (10-24-15)
- 56 John Lunsford, Liberty at James Madison (11-29-14)
- 56 John Lunsford, Liberty at Georgia State (10-3-15)
- 53 Matt Sharpe, VMI at Coastal Carolina (11-1-03)
- 53 Barrett Way, VMI vs. Liberty (11-6-04)
- 53 Alex Catron, Coastal Carolina at Gardner-Webb (11-1-14)
- 52 six times

LONGEST FIELD GOAL ATTEMPT

- 60 John Lunsford, Liberty vs. Richmond, 10-4-14 (good)
- 57 Josh Hoke, Coastal Carolina vs. Delaware State, 9-24-05 (no good)
- 57 John Lunsford, Liberty at Old Dominion, 10-5-13 (no good)
- 57 John Lunsford, Liberty vs. Bryant, 9-20-14 (good)
- 57 John Lunsford, Liberty at Appalachian State, 10-11-14 (no good)
- 57 John Lunsford, Liberty at Southern Illinois, 9-26-15 (blocked)
- 57 John Lunsford, Liberty at Southern Illinois, 9-26-15 (good)
- 57 John Lunsford, Liberty vs. Kennesaw State, 10-24-15 (good)
- 56 John Lunsford, Liberty vs. VMI, 11-2-13 (no good)
- 56 John Lunsford, Liberty at James Madison, 11-29-14 (good)
- 56 John Lunsford, Liberty at Georgia State, 10-3-14 (good)

GAME - TEAM

PAT KICKS ATTEMPTED

- 11 Stony Brook vs. Pace (9-8-12)
- 10 Liberty vs. VMI (11-10-07)
- 10 Stony Brook at Iona (11-8-08)
- 10 Coastal Carolina vs. Charleston Southern (11-20-10)
- 10 Stony Brook at Gardner-Webb (11-12-11)
- 10 Liberty vs. Kentucky Wesleyan (9-28-13)
- 10 Presbyterian vs. Bluefield (9-6-14)

PAT KICKS MADE

- 11 Stony Brook vs. Pace (9-8-12)
- 10 Liberty vs. VMI (11-10-07)
- 10 Coastal Carolina vs. Charleston Southern (11-20-10)
- 10 Stony Brook at Gardner-Webb (11-12-11)
- 10 Liberty vs. Kentucky Wesleyan (9-28-13)

PAT KICKS PERCENTAGE (min. 10 attempts)

- 100.0 Stony Brook (11-of-11) vs. Pace (9-8-12)
- 100.0 Liberty (10-of-10) vs. VMI (11-10-07)
- 100.0 Coastal Carolina (10-of-10) vs. Charleston Southern (11-20-10)
- 100.0 Stony Brook (10-of-10) at Gardner-Webb (11-12-11)
- 100.0 Liberty (10-of-10) vs. Kentucky Wesleyan (9-28-13)

FIELD GOAL ATTEMPTS

- 7 Kennesaw State vs. Shorter (9-19-15)
- 5 VMI vs. Charleston Southern (10-11-03)
- 5 VMI at Coastal Carolina (11-1-03)
- 5 Coastal Carolina at Liberty (10-22-05)
- 5 Coastal Carolina vs. Elon (9-2-06)
- 5 Coastal Carolina vs. Winston-Salem State (9-8-07)
- 5 Liberty at Gardner-Webb (10-10-15)
- 5 Kennesaw State vs. Gardner-Webb (10-17-15)

FIELD GOALS MADE

- 4 14 times, last by Kennesaw State vs. Gardner-Webb (10-17-15)

FIELD GOAL PERCENTAGE (min. 4 attempts)

- 100.0 VMI (4-of-4) vs. Gardner-Webb (10-18-03)
- 100.0 Charleston Southern (4-of-4) vs. Savannah State (10-6-07)
- 100.0 Gardner-Webb (4-of-4) vs. Sam Houston State (9-27-08)
- 100.0 Liberty (4-of-4) vs. Elon (11-22-08)
- 100.0 Stony Brook (4-of-4) vs. Presbyterian (10-3-09)
- 100.0 Liberty (4-of-4) vs. VMI (11-7-09)
- 100.0 Liberty (4-of-4) vs. Gardner-Webb (11-6-10)
- 100.0 Liberty (4-of-4) vs. Stony Brook (11-20-10)
- 100.0 Gardner-Webb (4-of-4) at Coastal Carolina (10-22-11)
- 100.0 Gardner-Webb (4-fo-4) vs. Richmond (9-14-13)

SEASON - INDIVIDUAL

PATs

60	Wesley Skiffington, Stony Brook	2011
60	Alex Catron, Coastal Carolina	2013
56	Noah Greenbaum, Liberty	2007
53	Josh Hoke, Coastal Carolina	2004
53	John Lunsford, Liberty	2013
52	Alex Catron, Coastal Carolina	2014
51	Wesley Skiffington, Stony Brook	2012
49	Josh Hoke, Coastal Carolina	2006
48	Greg Stevens, VMI	2008
46	Alex Catron, Coastal Carolina	2012

PAT ATTEMPTS

63	Alex Catron, Coastal Carolina	2013
62	Wesley Skiffington, Stony Brook	2011
59	Noah Greenbaum, Liberty	2007
54	Josh Hoke, Coastal Carolina	2004
53	John Lunsford, Liberty	2013
53	Alex Catron, Coastal Carolina	2014
52	Wesley Skiffington, Stony Brook	2012
50	Josh Hoke, Coastal Carolina	2006
50	Greg Stevens, VMI	2008
48	Alex Catron, Coastal Carolina	2012

PAT PERCENTAGE (min. 30 made)

100.0	John Lunsford (53-53), Liberty	2013
100.0	Josh Hoke (38-38), Coastal Carolina	2005
100.0	Ryan Gates (38-38), Gardner-Webb	2009
100.0	Ryan Granger (38-38), Coastal Carolina	2015
100.0	John Lunsford (32-32), Liberty	2015
98.1	Josh Hoke (53-54), Coastal Carolina	2004
98.1	Alex Catron (52-53), Coastal Carolina	2014
98.1	Wesley Skiffington (51-52), Stony Brook	2012
98.0	Josh Hoke (49-50), Coastal Carolina	2006
97.8	Matt Bevins (45-46), Liberty	2010

FIELD GOALS

22	Matt Bevins, Liberty	2009
20	Matt Bevins, Liberty	2010
19	John Lunsford, Liberty	2014
17	Matt Sharpe, VMI	2003
16	Ryan Gates, Gardner-Webb	2008
16	John Paglia, Charleston Southern	2009
16	Ryan Granger, Coastal Carolina	2015
15	Wes Skiffington, Stony Brook	2009
15	Noah Greenbaum, Liberty	2007
15	Alex Catron, Coastal Carolina	2014

FIELD GOAL ATTEMPTS

27	Matt Bevins, Liberty	2010
26	Matt Bevins, Liberty	2009
25	Alex Catron, Coastal Carolina	2014
24	Matt Sharpe, VMI	2003
24	John Lunsford, Liberty	2014
24	John Lunsford, Liberty	2015
22	Josh Hoke, Coastal Carolina	2005
22	Ryan Gates, Gardner-Webb	2008
22	John Paglia, Charleston Southern	2009
20	Scott Kiovsky, Liberty	2003
20	Ryan Granger, Coastal Carolina	2015

FIELD GOAL PERCENTAGE (10-14 made)

84.6	Barrett Way (11-13), VMI	2005
83.3	Barrett Way (10-12), VMI	2006
81.3	Ryan Gates (13-16), Gardner-Webb	2009
80.0	Trever Austin (12-15), Gardner-Webb	2011
77.8	Jordan Day (14-18), Gardner-Webb	2013
76.9	Hunter Smith (10-13), Gardner-Webb	2005
76.9	Alex Catron (10-13), Coastal Carolina	2013
75.0	Matt Bevins (12-16), Liberty	2008
75.0	Wesley Skiffington (12-16), Stony Brook	2012
73.3	Evan Kay (11-15), Gardner-Webb	2007
73.3	Wesley Skiffington (11-15), Stony Brook	2011

FIELD GOAL PERCENTAGE (min. 15 made)

88.2	Wes Skiffington (15-17), Stony Brook	2009
84.6	Matt Bevins (22-26), Liberty	2009
80.0	Ryan Granger (16-20), Coastal Carolina	2015
79.2	John Lunsford (19-24), Liberty	2014
78.9	Noah Greenbaum (15-19), Liberty	2007
74.1	Matt Bevins (20-27), Liberty	2010
72.7	Ryan Gates (16-22), Gardner-Webb	2008
72.7	John Paglia (16-22), Charleston Southern	2009
70.8	Matt Sharpe (17-24), VMI	2003
60.0	Alex Catron (15-25), Coastal Carolina	2014

MOST 60-YARD FIELD GOALS

1	John Lunsford, Liberty	2014
---	------------------------	------

MOST 50-YARD FIELD GOALS

5	John Lunsford, Liberty	2014
4	John Lunsford, Liberty	2015
2	Matt Bevins, Liberty	2010
2	John Lunsford, Liberty	2013
2	Dillon Christopher, VMI	2013

MOST 40-YARD-PLUS FIELD GOALS

7	Matt Sharpe, VMI	2003
7	Matt Bevins, Liberty	2009
7	John Lunsford, Liberty	2014
6	Ryan Gates, Gardner-Webb	2008
6	John Paglia, Charleston Southern	2009
6	John Lunsford, Liberty	2015
5	Matt Bevins, Liberty	2010
5	Wesley Skiffington, Stony Brook	2012
4	Scott Kiovsky, Liberty	2003
4	Hunter Smith, Gardner-Webb	2006
4	Justin Durham, Coastal Carolina	2007
4	Justin Durham, Coastal Carolina	2010
4	John Lunsford, Liberty	2012
4	Alex Catron, Coastal Carolina	2013
4	Tyler Tekac, Charleston Southern	2015

MOST 4-FIELD GOAL GAMES

2	Matt Sharpe, VMI	2003
2	Matt Bevins, Liberty	2010
2	Justin Thompson, Kennesaw State	2015
1	Josh Hoke, Coastal Carolina	2006
1	Nick Ellis, Charleston Southern	2007
1	Ryan Gates, Gardner-Webb	2008
1	Matt Bevins, Liberty	2008
1	Wes Skiffington, Stony Brook	2009
1	Matt Bevins, Liberty	2009
1	Trever Austin, Gardner-Webb	2011
1	Jordan Day, Gardner-Webb	2013



John Lunsford, Liberty (2012-15)

SEASON - TEAM

PAT KICKS MADE

63	Stony Brook	2011
63	Coastal Carolina	2013
59	Liberty	2013
58	Stony Brook	2012
58	Coastal Carolina	2014
56	Liberty	2007
53	Coastal Carolina	2004
50	Coastal Carolina	2012
49	Coastal Carolina	2006
48	Gardner-Webb	2005
48	VMI	2008
48	Liberty	2011
48	Liberty	2014

PAT KICKS ATTEMPTED

66	Coastal Carolina	2013
65	Stony Brook	2011
59	Liberty	2007
59	Stony Brook	2012
59	Liberty	2013
59	Coastal Carolina	2014
54	Coastal Carolina	2004
52	Coastal Carolina	2012
51	Liberty	2011
50	Gardner-Webb	2005
50	Coastal Carolina	2006
50	VMI	2008
50	Liberty	2008

PAT KICKING PERCENTAGE (min. 35 made)

100.0	Coastal Carolina (38-38)	2005
100.0	Gardner-Webb (38-38)	2009
100.0	Liberty (59-59)	2013
100.0	Coastal Carolina (38-38)	2015
98.3	Stony Brook (58-59)	2012
98.3	Coastal Carolina (58-59)	2014
98.1	Coastal Carolina (53-54)	2004
98.0	Coastal Carolina (49-50)	2006
98.0	Liberty (48-49)	2014
97.9	Liberty (46-47)	2009
97.9	Liberty (47-48)	2010

FIELD GOALS MADE

22	Liberty	2009
20	Liberty	2010
20	Liberty	2014
18	Coastal Carolina	2014
17	VMI	2003
17	Liberty	2008
17	Coastal Carolina	2015
16	Gardner-Webb	2008
16	Charleston Southern	2009
15	Liberty	2007
15	Stony Brook	2009

FIELD GOALS ATTEMPTED

29	Coastal Carolina	2014
27	Liberty	2010
26	Liberty	2009
25	Liberty	2014
24	VMI	2003
24	Liberty	2015
22	Coastal Carolina	2005
22	Liberty	2008
22	Gardner-Webb	2008
22	Coastal Carolina	2008
22	Charleston Southern	2009
22	Coastal Carolina	2015

FIELD GOAL PERCENTAGE (10-14 made)

84.6	VMI (11-13)	2005
83.3	VMI (10-12)	2006
81.2	Gardner-Webb (13-16)	2009
80.0	Gardner-Webb (12-15)	2011
80.0	Coastal Carolina (12-15)	2013
77.8	Gardner-Webb (14-18)	2013
76.9	Gardner-Webb (10-13)	2005
75.0	Stony Brook (12-16)	2012
73.3	Gardner-Webb (11-15)	2007
73.3	Stony Brook (11-15)	2011
73.3	Charleston Southern (11-15)	2013

FIELD GOAL PERCENTAGE (min. 15 made)

88.2	Stony Brook (15-17)	2009
84.6	Liberty (22-26)	2009
80.0	Liberty (20-25)	2014
78.9	Liberty (15-19)	2007
77.3	Liberty (17-22)	2008
77.3	Coastal Carolina (17-22)	2015
74.1	Liberty (20-27)	2010
72.7	Gardner-Webb (16-22)	2008
72.7	Charleston Southern (16-22)	2009
70.8	VMI (17-24)	2003

CAREER

PATs

181	Wesley Skiffington, Stony Brook	2009-12
177	Josh Hoke, Coastal Carolina	2003-06
158	Alex Catron, Coastal Carolina	2011-14
150	John Lunsford, Liberty	2012-15
135	Matt Bevins, Liberty	2008-11
127	Nick Ellis, Charleston Southern	2003-07
118	Hunter Smith, Gardner-Webb	2003-06
114	Justin Durham, Coastal Carolina	2007-10
92	Ryan Gates, Gardner-Webb	2008-10
86	Jeff Sexton, VMI	2009-12

PAT ATTEMPTS

190	Wesley Skiffington, Stony Brook	2009-12
183	Josh Hoke, Coastal Carolina	2003-06
164	Alex Catron, Coastal Carolina	2011-14
154	John Lunsford, Liberty	2012-15
138	Matt Bevins, Liberty	2008-11
135	Nick Ellis, Charleston Southern	2003-07
131	Hunter Smith, Gardner-Webb	2003-06
128	Justin Durham, Coastal Carolina	2007-10
94	Ryan Gates, Gardner-Webb	2008-10
92	Jeff Sexton, VMI	2009-12

PAT PERCENTAGE (50-99 made)

97.9	Ryan Gates (92-94), Gardner-Webb	2008-10
95.7	Aaron Mayes (67-70), Presbyterian	2009-12
95.1	Zac Kolegue (77-81), Liberty	2004-07
94.9	Noah Greenbaum (56-59), Liberty	2007
93.5	Jeff Sexton (86-92), VMI	2009-12
90.2	Barrett Way (55-61), VMI	2004-06
89.2	Cam Miller (58-65), Presbyterian	2008-10
83.6	John Paglia (56-67), Charleston So.	2007-10

PAT PERCENTAGE (min. 100 made)

97.8	Matt Bevins (135-138), Liberty	2008-11
97.4	John Lunsford (150-154), Liberty	2012-15
96.7	Josh Hoke (177-183), Coastal Carolina	2003-06
96.3	Alex Catron (158-164), Coastal Carolina	2011-14
95.3	Wesley Skiffington (181-190), SBU	2009-12
94.1	Nick Ellis (127-135), Charleston So.	2003-07
90.1	Hunter Smith (118-131), Gardner-Webb	2003-06
89.1	Justin Durham (114-128), Coastal Caro.	2007-10

FIELD GOALS

58	Matt Bevins, Liberty	2008-11
48	John Lunsford, Liberty	2012-15
45	Wesley Skiffington, Stony Brook	2009-12
42	Justin Durham, Coastal Carolina	2007-10
40	Josh Hoke, Coastal Carolina	2003-06
37	Hunter Smith, Gardner-Webb	2003-06
35	Ryan Gates, Gardner-Webb	2008-10
34	Alex Catron, Coastal Carolina	2011-14
29	Barrett Way, VMI	2004-06
29	Nick Ellis, Charleston Southern	2003-07
29	John Paglia, Charleston Southern	2007-10

FIELD GOAL ATTEMPTS

79	John Lunsford, Liberty	2012-15
77	Matt Bevins, Liberty	2008-11
66	Justin Durham, Coastal Carolina	2007-10
63	Josh Hoke, Coastal Carolina	2003-06
60	Wesley Skiffington, Stony Brook	2009-12
52	Hunter Smith, Gardner-Webb	2003-06
50	Alex Catron, Coastal Carolina	2011-14
49	Ryan Gates, Gardner-Webb	2008-10
45	Nick Ellis, Charleston Southern	2003-07
44	John Paglia, Charleston Southern	2007-10

FIELD GOAL PERCENTAGE (15-29 made)

80.8	Ryan Granger (21-26), Coastal Carolina	2013-15
78.9	Noah Greenbaum (15-19), Liberty	2007
78.4	Barrett Way (29-37), VMI	2004-06
70.8	Matt Sharpe (17-24), VMI	2003
66.7	Trever Austin (20-30), Gardner-Webb	2011-12
65.9	John Paglia (29-44), Charleston So.	2007-10
64.4	Nick Ellis (29-45), Charleston So.	2003-07
51.7	PAUL SCHUMACHER (15-29), GWU	2014-
51.4	Jeff Sexton (18-35), VMI	2009-12
45.7	Aaron Mayes (16-35), Presbyterian	2009-12

FIELD GOAL PERCENTAGE (min. 30 made)

75.3	Matt Bevins (58-77), Liberty	2008-11
75.0	Wesley Skiffington (45-60), Stony Brook	2009-12
71.4	Ryan Gates (35-49), Gardner-Webb	2008-10
71.2	Hunter Smith (37-52), Gardner-Webb	2003-06
68.0	Alex Catron (34-50), Coastal Carolina	2011-14
63.6	Justin Durham (42-66), Coastal Carolina	2007-10
63.5	Josh Hoke (40-63), Coastal Carolina	2003-06
60.8	John Lunsford (48-79), Liberty	2012-15

MOST 60-YARD FIELD GOALS

1	John Lunsford, Liberty	2012-15
---	------------------------	---------

MOST 50-YARD FIELD GOALS

12	John Lunsford, Liberty	2012-15
4	Matt Bevins, Liberty	2008-11
2	Barrett Way, VMI	2004-06
2	Hunter Smith, Gardner-Webb	2003-06
2	Dillon Christopher, VMI	2013
2	Alex Catron, Coastal Carolina	2011-14

MOST 40-YARD-PLUS FIELD GOALS

20	John Lunsford, Liberty	2012-15
15	Matt Bevins, Liberty	2008-11
13	Hunter Smith, Gardner-Webb	2003-06
10	Ryan Gates, Gardner-Webb	2008-10
10	Justin Durham, Coastal Carolina	2007-10
9	John Paglia, Charleston Southern	2007-10
9	Wesley Skiffington, Stony Brook	2009-12
9	Alex Catron, Coastal Carolina	2011-14
8	Josh Hoke, Coastal Carolina	2003-06
7	Matt Sharpe, VMI	2003
7	Barrett Way, VMI	2004-06
7	Nick Ellis, Charleston Southern	2003-07

MOST 4-FIELD GOAL GAMES

4	Matt Bevins, Liberty	2008-11
2	Matt Sharpe, VMI	2003
2	JUSTIN THOMPSON, Kennesaw State	2015-
1	Josh Hoke, Coastal Carolina	2003-06
1	Nick Ellis, Charleston Southern	2003-07
1	Ryan Gates, Gardner-Webb	2008-10
1	Wesley Skiffington, Stony Brook	2009-12
1	Trever Austin, Gardner-Webb	2011-12
1	Jordan Day, Gardner-Webb	2013



Wesley Skiffington, Stony Brook (2009-12)



Matt Bevins, Liberty (2008-11)



Justin Thompson, Kennesaw State (2015-)

GAME - INDIVIDUAL

PUNTS

12	Patrick Morgano, Presbyterian vs. Elon (9-12-09)
11	Graham Whitlock, Gardner-Webb at Georgia Southern (9-7-02)
11	Andy Brown, Charleston Southern at Florida State (9-10-11)
11	Cameron Murray, VMI vs. Stony Brook (10-22-11)
11	Graham Purvis, Gardner-Webb vs. Charleston Southern (10-29-11)
11	Jordan Day, Gardner-Webb at Presbyterian (11-23-13)
11	Stephen Doar, Presbyterian at Charlotte (9-12-15)
10	14 times

PUNTING YARDS

497	Graham Purvis (11 punts), Gardner-Webb vs. Charleston Southern (10-29-11)
465	Patrick Morgano (9 punts), Presbyterian at California (9-17-11)
463	Jordan Day (11 punts), Gardner-Webb at Presbyterian (11-23-13)
458	Michael Hanna (10 punts), Gardner-Webb at Georgia Tech (10-11-08)
454	Graham Whitlock (11 punts), Gardner-Webb at Georgia Southern (9-7-02)
445	Graham Whitlock (9 punts), Gardner-Webb at Montana State (9-6-03)
443	Grant Bowden (10 punts), Liberty vs. Stony Brook (11-10-12)
438	Patrick Morgano (12 punts), Presbyterian vs. Elon (9-12-09)
429	Andy Brown (11 punts), Charleston Southern at Florida State (9-10-11)
423	Stephen Doar (11 punts), Presbyterian at Charlotte (9-12-15)

PUNTING AVERAGE (3-4 punts)

52.7	Austin Cain (3 for 158), Coastal Carolina at Charleston Southern (11-12-11)
50.7	Graham Whitlock (3 for 152), Gardner-Webb vs. Chattanooga (9-20-03)
50.7	Michael Hanna (3 for 152), Gardner-Webb vs. Tennessee-Martin (9-24-05)
50.0	Marc Ray (3 for 150), VMI vs. Robert Morris (9-5-09)
50.0	Austin Cain (3 for 150), Coastal Carolina at Florida A&M (9-20-14)
49.8	Matt White (4 for 199), Monmouth at Fordham (9-26-15)
49.2	Michael Hanna (4 for 197), Gardner-Webb vs. Glenville State (10-14-06)
48.3	Graham Whitlock (3 for 145), Gardner-Webb at Wofford (11-6-04)
48.0	Truett Burns (3 for 144), Charleston Southern vs. Liberty (11-14-15)
47.7	Trey Turner (3 for 143), Liberty vs. Delaware State (9-5-15)

PUNTING AVERAGE (min. 5 punts)

52.8	Michael Hanna (5 for 264), Gardner-Webb vs. Tennessee Tech (9-9-06)
51.7	Patrick Morgano (9 for 465), Presbyterian at California (9-17-11)
50.4	Graham Purvis (5 for 252), Gardner-Webb vs. Brevard (9-4-10)
49.4	Graham Whitlock (9 for 445), Gardner-Webb at Montana State (9-6-03)
48.2	Noah Crouch (5 for 241), Liberty vs. Hofstra (11-22-03)
48.0	Stephen Doar (5 for 240), Presbyterian vs. Coastal Carolina (11-10-12)
47.8	Graham Whitlock (8 for 382), Gardner-Webb at Furman (9-27-03)
47.5	Jordan Day (6 for 285), Gardner-Webb vs. Charleston Southern (11-16-13)
47.4	Graham Whitlock (5 for 237), Gardner-Webb vs. Florida International (11-15-03)
47.2	Graham Whitlock (6 for 283), Gardner-Webb vs. Liberty (10-11-03)

LONGEST PUNT

85	Graham Purvis, Gardner-Webb vs. Charleston Southern (10-29-11)
73	Graham Whitlock, Gardner-Webb at Georgia Southern (9-7-02)
71	Graham Whitlock, Gardner-Webb at Liberty (10-5-02)
71	Mike Larsson, Liberty at Charleston Southern (10-24-09)
71	Truett Burns, Charleston Southern at Colorado (10-19-13)
69	Patrick Morgano, Presbyterian vs. Liberty (10-13-12)
68	Jay Kelley, Liberty at Akron (10-12-02)
68	Graham Purvis, Gardner-Webb at Samford (10-1-11)
68	Bo Lindsey, Gardner-Webb at Charleston Southern (11-10-12)
68	Matt White, Monmouth at Charleston Southern (10-10-15)

GAME - TEAM

PUNTS

13	VMI at Virginia (9-21-13)
12	Gardner-Webb at Georgia Southern (9-7-02)
12	Presbyterian vs. Elon (9-12-09)
11	Charleston Southern at The Citadel (9-1-07)
11	Charleston Southern at Florida State (9-10-11)
11	Gardner-Webb at Wake Forest (9-17-11)
11	VMI vs. Stony Brook (10-22-11)
11	Gardner-Webb vs. Charleston Southern (10-29-11)
11	Charleston Southern at Illinois (9-15-12)
11	Gardner-Webb at Presbyterian (11-23-13)
11	Gardner-Webb at Liberty (10-25-14)
11	Presbyterian at Charlotte (9-12-15)
11	Gardner-Webb vs. Charleston Southern (10-24-15)

PUNTING YARDS

497	Gardner-Webb (11 punts) vs. Gardner-Webb (10-29-11)
492	Presbyterian (9 punts) at California (9-17-11)
474	VMI (13 punts) at Virginia (9-21-13)
463	Gardner-Webb (11 punts) at Presbyterian (11-23-13)
458	Gardner-Webb (10 punts) at Georgia Tech (10-11-08)
454	Gardner-Webb (12 punts) at Georgia Southern (9-7-02)
445	Gardner-Webb (9 punts) at Montana State (9-6-03)
443	Liberty (10 punts) vs. Stony Brook (11-10-12)
438	Presbyterian (12 punts) vs. Elon (9-12-09)
436	Gardner-Webb (11 punts) at Liberty (10-25-14)

PUNTING AVERAGE (3-4 punts)

52.7	Coastal Carolina (3 for 158) at Charleston Southern (11-12-11)
50.7	Gardner-Webb (3 for 152) vs. Chattanooga (9-20-03)
50.7	Gardner-Webb (3 for 152) vs. Tennessee-Martin (9-24-05)
50.0	VMI (3 for 150) vs. Robert Morris (9-5-09)
50.0	Coastal Carolina (3-for 150) at Florida A&M (9-20-14)
49.8	Monmouth (4 for 199) at Fordham (9-26-15)
49.2	Gardner-Webb (4 for 197) vs. Edward Waters (10-14-06)
48.3	Gardner-Webb (3 for 145) at Wofford (11-6-04)
48.0	Charleston Southern (3 for 144) vs. Liberty (11-14-15)
47.7	Liberty (3 for 143) vs. Delaware State (9-5-15)

PUNTING AVERAGE (min. 5 punts)

54.7	Presbyterian (9 for 492) at California (9-17-11)
52.8	Gardner-Webb (5 for 264) vs. Tennessee Tech (9-9-06)
50.8	Presbyterian (6 for 305) vs. VMI (11-12-11)
50.4	Gardner-Webb (5 for 252) vs. Brevard (9-4-10)
49.4	Gardner-Webb (9 for 445) at Montana State (9-6-03)
48.5	Presbyterian (6 for 291) vs. Coastal Carolina (11-10-12)
48.2	Liberty (5 for 241) vs. Hofstra (11-22-03)
47.8	Gardner-Webb (8 for 382) at Furman (9-27-03)
47.8	VMI (5 for 239) vs. The Citadel (11-15-03)
47.5	Gardner-Webb (6 for 285) vs. Charleston Southern (11-16-13)



Graham Whitlock, Gardner-Webb (2002-04)

SEASON - INDIVIDUAL

PUNTS

80	Stephen Doar, Presbyterian	2015
76	Graham Purvis, Gardner-Webb	2011
76	Andrew Komornik, Gardner-Webb	2015
70	Marc Ray, VMI	2010
69	Cameron Murray, VMI	2011
68	Patrick Morgano, Presbyterian	2010
68	Andy Brown, Charleston Southern	2011
67	Stephen Doar, Presbyterian	2014
66	Patrick Morgano, Presbyterian	2011
65	Adam Peters, VMI	2004
65	Patrick Morgano, Presbyterian	2012

PUNTING YARDS

3,083	Stephen Doar, Presbyterian	2015
2,888	Andrew Komornik, Gardner-Webb	2015
2,840	Graham Purvis, Gardner-Webb	2011
2,683	Patrick Morgano, Presbyterian	2010
2,683	Patrick Morgano, Presbyterian	2011
2,612	Andy Brown, Charleston Southern	2011
2,593	Graham Whitlock, Gardner-Webb	2003
2,586	Marc Ray, VMI	2010
2,550	Stephen Doar, Presbyterian	2014
2,536	Cameron Murray, VMI	2011

PUNTING AVERAGE (min. 3.6 punts per game)

45.5	Graham Whitlock, Gardner-Webb	2003
43.5	Michael Hanna, Gardner-Webb	2006
42.8	Bo Lindsey, Gardner-Webb	2012
41.7	Graham Whitlock, Gardner-Webb	2004
41.5	Trey Turner, Liberty	2014
40.7	Patrick Morgano, Presbyterian	2011
40.6	Adam Peters, VMI	2003
40.6	Michael Hanna, Gardner-Webb	2007
40.3	Adam Peters, VMI	2006
40.3	Ryan Mohr, Monmouth	2014
40.3	Trey Turner, Liberty	2015

MOST PUNTS INSIDE THE 20-YARD LINE

27	Marc Ray, VMI	2010
24	Cameron Murray, VMI	2011
24	Truett Burns, Charleston Southern	2013
21	Patrick Morgano, Presbyterian	2011
21	Andy Brown, Charleston Southern	2011
20	Stephen Doar, Presbyterian	2014
20	Truett Burns, Charleston Southern	2015
20	Andrew Komornik, Gardner-Webb	2015
20	Stephen Doar, Presbyterian	2015
19	Noah Crouch, Liberty	2005
19	Andy Brown, Charleston Southern	2008

MOST 50-PLUS-YARD PUNTS

16	Graham Whitlock, Gardner-Webb	2003
14	Michael Hanna, Gardner-Webb	2006
13	Bo Lindsey, Gardner-Webb	2012
11	David Eberhardt, VMI	2013
10	Graham Purvis, Gardner-Webb	2011
10	Patrick Morgano, Presbyterian	2011
10	Mike Larsson, Liberty	2011
9	Patrick Morgano, Presbyterian	2010
9	Matt White, Monmouth	2015
9	Stephen Doar, Presbyterian	2015

SEASON - TEAM

PUNTS

85	Charleston Southern	2003
83	Gardner-Webb	2014
81	Presbyterian	2015
81	Gardner-Webb	2015
77	Gardner-Webb	2011
76	Charleston Southern	2011
74	VMI	2011
72	Gardner-Webb	2010
70	four tied with	

PUNTING YARDAGE

3,195	Gardner-Webb	2014
3,113	Presbyterian	2015
3,052	Gardner-Webb	2015
2,877	Gardner-Webb	2011
2,875	Charleston Southern	2011
2,787	Presbyterian	2011
2,750	Presbyterian	2012
2,718	Presbyterian	2010
2,705	Gardner-Webb	2010
2,693	VMI	2013

PUNTING AVERAGE

43.9	Gardner-Webb	2003
43.3	Gardner-Webb	2006
42.8	Liberty	2011
41.6	Presbyterian	2011
41.5	Liberty	2014
41.2	Gardner-Webb	2012
40.9	Liberty	2007
40.8	Gardner-Webb	2004
40.5	Liberty	2010
40.3	Monmouth	2014

NET PUNTING AVERAGE

37.8	Gardner-Webb	2003
37.3	Liberty	2005
37.3	Presbyterian	2015
37.2	VMI	2003
37.0	Liberty	2014
36.8	Gardner-Webb	2006
36.8	Gardner-Webb	2013
36.5	Presbyterian	2013
36.4	Presbyterian	2008
36.3	Presbyterian	2012

FEWEST PUNT RETURNS ALLOWED

3	Coastal Carolina	2015
9	Charleston Southern	2013
10	Stony Brook	2010
11	Coastal Carolina	2006
12	Gardner-Webb	2008
12	Stony Brook	2008
12	Coastal Carolina	2014
13	Coastal Carolina	2007
13	Liberty	2009
13	Stony Brook	2011

FEWEST PUNT RETURN YARDS ALLOWED

0	Coastal Carolina	2015
23	Presbyterian	2008
35	Presbyterian	2015
44	Liberty	2009
56	Gardner-Webb	2013
59	Presbyterian	2013
67	Charleston Southern	2013
85	Coastal Carolina	2006
87	Gardner-Webb	2008
91	Charleston Southern	2012
91	Stony Brook	2012

LOWEST OPPONENT PUNT RETURN AVERAGE

0.0	Coastal Carolina	2015
1.4	Presbyterian	2008
2.1	Coastal Carolina	2004
2.2	Elon	2002
2.2	Presbyterian	2015
2.5	VMI	2003
2.8	Gardner-Webb	2013
3.4	Coastal Carolina	2003
3.4	Liberty	2009
3.8	Charleston Southern	2004

CAREER

PUNTS

246	Patrick Morgano, Presbyterian	2009-12
224	Andy Brown, Charleston Southern	2008-11
221	Adam Peters, VMI	2003-06
210	Stephen Doar, Presbyterian	2012-15
207	Austin Cain, Coastal Carolina	2011-14
206	Ben Erdman, Coastal Carolina	2007-10
177	TRUETT BURNS, Charleston Southern	2013-
173	Graham Purvis, Gardner-Webb	2009-11
171	Michael Hanna, Gardner-Webb	2005-08
155	Noah Crouch, Liberty	2003-05

PUNTING YARDS

9,622	Patrick Morgano, Presbyterian	2009-12
8,700	Adam Peters, VMI	2003-06
8,114	Andy Brown, Charleston Southern	2008-11
8,069	Stephen Doar, Presbyterian	2012-15
7,684	Austin Cain, Coastal Carolina	2011-14
7,274	Ben Erdman, Coastal Carolina	2007-10
6,883	Michael Hanna, Gardner-Webb	2005-08
6,476	Graham Whitlock, Gardner-Webb	2002-04
6,440	Graham Purvis, Gardner-Webb	2009-11
6,401	TRUETT BURNS, Charleston Southern	2013-

PUNTING AVERAGE (60-149 punts)

41.7	Bo Lindsey, Gardner-Webb	2009-12
41.0	Trey Turner, Liberty	2014-
40.3	Ryan Mohr, Monmouth	2014
39.6	Mike Larsson, Liberty	2008-11
39.1	Jordan Day, Gardner-Webb	2013
38.8	Grant Bowden, Liberty	2012-13
38.5	David Eberhardt, VMI	2010-13
38.3	Andrew Komornik, Gardner-Webb	2014-
37.8	Wesley Skiffington, Stony Brook	2009-12
37.7	Marc Ray, VMI	2009-10

PUNTING AVERAGE (min. 150 punts)

42.6	Graham Whitlock, Gardner-Webb	2002-04
40.3	Michael Hanna, Gardner-Webb	2005-08
39.4	Adam Peters, VMI	2003-06
39.2	Noah Crouch, Liberty	2003-05
39.1	Patrick Morgano, Presbyterian	2009-12
38.4	Stephen Doar, Presbyterian	2012-15
37.2	Graham Purvis, Gardner-Webb	2009-11
37.1	Austin Cain, Coastal Carolina	2011-14
36.2	Andy Brown, Charleston Southern	2008-11
36.2	TRUETT BURNS, Charleston Southern	2013-

MOST PUNTS INSIDE THE 20-YARD LINE

62	Patrick Morgano, Presbyterian	2009-12
60	TRUETT BURNS, Charleston Southern	2013-
59	Andy Brown, Charleston Southern	2008-11
58	Austin Cain, Coastal Carolina	2011-14
58	Stephen Doar, Presbyterian	2012-15
53	Adam Peters, VMI	2003-06
49	Michael Hanna, Gardner-Webb	2005-08
47	Ben Erdman, Coastal Carolina	2007-10
47	Mike Larsson, Liberty	2008-11
45	Noah Crouch, Liberty	2003-05

MOST PUNTS 50-YARDS AND LONGER

29	Michael Hanna, Gardner-Webb	2005-08
29	Patrick Morgano, Presbyterian	2009-12
28	Graham Whitlock, Gardner-Webb	2002-04
21	Mike Larsson, Liberty	2008-11
18	Graham Purvis, Gardner-Webb	2009-11
18	Stephen Doar, Presbyterian	2012-15
17	David Eberhardt, VMI	2010-13
16	Andy Brown, Charleston Southern	2008-11
15	Austin Cain, Coastal Carolina	2011-14
14	Adam Peters, VMI	2003-06
14	Noah Crouch, Liberty	2003-05
14	Bo Lindsey, Gardner-Webb	2009-12

GAME - INDIVIDUAL

PUNT RETURNS

- 6 John Puvogel, VMI vs. Austin Peay (11-8-03)
- 6 Wynton Jackson, Liberty vs. St. Paul's (8-31-06)
- 6 Jamar Anderson, Coastal Carolina vs. Chowan (10-13-07)
- 6 J.J. Hubbard, Gardner-Webb vs. Virginia-Lynchburg (9-13-14)
- 6 Dakota Kelly, Liberty vs. Gardner-Webb (10-25-14)
- 5 several tied with

PUNT RETURN YARDS

- 125 Niccolo Mastromatteo (4 returns), CCU vs. Charleston Southern (11-20-10)
- 112 Michael Rainey-Wiles (4 returns), VMI vs. Lock Haven (9-4-10)
- 109 Erick Harris (2 returns), Liberty at Chattanooga (11-13-04)
- 103 Darius Hammond (5 returns), Charleston Southern vs. Monmouth (10-10-15)
- 96 John Puvogel (6 returns), VMI vs. Austin Peay (11-8-03)
- 93 Kevin Fogg (4 returns), Liberty vs. Norfolk State (9-8-12)
- 93 Niccolo Mastromatteo (3 returns), Coastal Carolina at Presbyterian (11-10-12)
- 92 Greg Williamson (2 returns), Coastal Carolina at Davidson (11-8-03)
- 88 Tavares Shorter (5 returns), Charleston Southern at North Greenville (9-24-05)
- 88 Wynton Jackson (3 returns), Liberty vs. Shippensburg (9-8-07)
- 88 Chris Jones (4 returns), Coastal Carolina vs. Western Illinois (9-19-15)

PUNT RETURN AVERAGE (2-4 returns)

- 54.5 Erick Harris (2 for 109), Liberty at Chattanooga (11-13-04)
- 46.0 Greg Williamson (2 for 92), Coastal Carolina at Davidson (11-8-03)
- 41.0 Dominic Bolden (2 for 82), Liberty vs. Greenville State (9-6-08)
- 40.5 Ricky Rhodes (2 for 81), Gardner-Webb vs. Brevard (9-3-11)
- 40.5 Zac Parker (2 for 81), Liberty at Gardner-Webb (10-10-15)
- 39.5 Dominic Bolden (2 for 79), Liberty vs. Elon (11-22-08)
- 33.0 C.J. Hirschman (2 for 66), Charleston Southern at Liberty (11-11-06)
- 31.3 Niccolo Mastromatteo (4 for 125), CCU vs. Charleston Southern (11-20-10)
- 31.0 Niccolo Mastromatteo (3 for 93), Coastal Carolina at Presbyterian (11-10-12)
- 31.0 Jeremiah McKie (2 for 62), Presbyterian vs. Brevard (9-7-13)

PUNT RETURN AVERAGE (min. 5 returns)

- 20.6 Darius Hammond (5 for 103), Charleston Southern vs. Monmouth (10-10-15)
- 17.6 Tavares Shorter (5 for 88), Charleston Southern at North Greenville (9-24-05)
- 17.4 Tobi Antigha (5 for 87), Presbyterian vs. Bluefield (9-6-14)
- 16.0 John Puvogel (6 for 96), VMI vs. Austin Peay (11-8-03)
- 15.4 C.J. Hirschman (5 for 77), Charleston Southern at Savannah State (10-7-06)
- 15.0 Jonathan Crawford (5 for 75), Liberty at Gardner-Webb (11-17-07)
- 14.8 Charles James (5 for 74), Charleston Southern vs. Gardner-Webb (11-10-12)
- 14.3 Wynton Jackson (6 for 86), Liberty vs. St. Paul's (8-31-06)
- 13.0 Jamar Anderson (6 for 78), Coastal Carolina vs. Chowan (10-13-07)
- 12.0 Wynton Jackson (5 for 60), Liberty vs. St. Francis, Pa. (9-29-07)

PUNT RETURN TOUCHDOWNS

- 2 Erick Harris, Liberty at Chattanooga (11-13-04)
- 1 several tied with

LONGEST PUNT RETURN

- 91t Niccolo Mastromatteo, Coastal Carolina vs. Charleston Southern (11-20-10)
- 88t Wynton Jackson, Liberty vs. Shippensburg (9-8-07)
- 87t Greg Williamson, Coastal Carolina at Davidson (11-8-03)
- 87t Niccolo Mastromatteo, Coastal Carolina at Presbyterian (11-10-12)
- 86t Tim Maypray, VMI vs. Gardner-Webb (10-3-09)
- 80t Kory Alston, Gardner-Webb at Jacksonville (9-2-06)
- 77t Kevin Fogg, Liberty vs. Norfolk State (9-8-12)
- 76t Kory Alston, Gardner-Webb vs. Charleston Southern (11-5-05)
- 74t Dominic Bolden, Liberty vs. Elon (11-22-08)
- 74t Darius Hammond, Charleston Southern vs. The Citadel (9-20-14)

KICKOFF RETURNS

- 9 Alexius Ferguson, Charleston Southern at Hawaii (9-22-07)
- 9 Dane Forlines, VMI at Coastal Carolina (10-26-13)
- 8 Mike Washington, Charleston Southern at South Florida (11-2-02)
- 8 Gerald Stevenson, Charleston Southern at Miami (Fla.) (8-28-08)
- 8 Matt Brevi, Stony Brook at Massachusetts (9-26-09)
- 8 Kevin Gleans, Charleston Southern vs. Norfolk State (9-24-11)
- 8 Tre Henderson, Coastal Carolina at Old Dominion (12-1-12)
- 8 Darius Hammond, Charleston Southern at Jacksonville State (12-11-15)

KICKOFF RETURN YARDS

- 295 Darius Hammond (8 returns), Charleston Southern at Jacksonville St. (12-11-15)
- 255 Gerald Stevenson (7 returns), Charleston Southern at Wofford (9-6-08)
- 243 Gerald Stevenson (5 returns), Charleston Southern vs. Gardner-Webb (10-16-10)
- 207 Brock Jackolski (6 returns), Stony Brook at Liberty (11-20-10)
- 205 Kevin Gleans (8 returns), Charleston Southern vs. Norfolk State (9-24-11)
- 204 Tim Maypray (7 returns), VMI vs. The Citadel (11-17-07)
- 198 Dominic Bolden (3 returns), Liberty vs. VMI (11-10-07)
- 195 Devin Brown (5 returns), Coastal Carolina vs. Western Illinois (9-19-15)
- 190 Tre Henderson (8 returns), Coastal Carolina at Old Dominion (12-1-12)
- 187 Mike Washington (8 returns), Charleston Southern at South Florida (11-2-02)

KICKOFF RETURN AVERAGE (2-4 returns)

- 66.0 Arthur Sittin (2 for 132), Coastal Carolina vs. VMI (10-27-07)
- 66.0 Dominic Bolden (3 for 198), Liberty vs. VMI (11-10-07)
- 60.0 Devin Brown (2 for 120), Coastal Carolina at North Dakota State (12-13-14)
- 58.5 Brock Jackolski (2 for 117), Stony Brook vs. Gardner-Webb (11-13-10)
- 57.5 Sam Gado (2 for 115), Liberty at Coastal Carolina (10-23-04)
- 56.0 Danny Broggin (2 for 112), Liberty vs. Gardner-Webb (11-6-10)
- 55.0 Mike Washington (2 for 110), Charleston Southern at West Liberty St. (9-28-02)
- 55.0 Aaron Hewlett (2 for 110), Liberty vs. VMI (11-7-09)
- 52.5 Tim Maypray (2 for 105), VMI at William & Mary (9-15-07)
- 52.5 D.J. Abnar (2 for 105), Liberty vs. Gardner-Webb (10-6-12)

KICKOFF RETURN AVERAGE (min. 5 returns)

- 48.6 Gerald Stevenson (5 for 243), Charleston Southern vs. Gardner-Webb (10-16-10)
- 39.0 Devin Brown (5 for 195), Coastal Carolina vs. Western Illinois (9-19-15)
- 36.9 Darius Hammond (8 for 295), Charleston Southern at Jacksonville St. (12-11-15)
- 36.4 Gerald Stevenson (7 for 255), Charleston Southern at Wofford (9-6-08)
- 34.5 Brock Jackolski (6 for 207), Stony Brook at Liberty (11-20-10)
- 33.8 Kijana Thomas (5 for 169), Charleston Southern vs. West Virginia State (9-20-03)
- 33.8 Devin Brown (5 for 169), Coastal Carolina vs. VMI (10-26-13)
- 33.2 Darnell Williams (5 for 166), Coastal Carolina at North Greenville (9-25-03)
- 31.4 Tracy Hairston (5 for 157), VMI at Richmond (9-17-11)
- 29.8 Kijana Thomas (5 for 149), Charleston Southern vs. North Greenville (10-25-03)

KICKOFF RETURN TOUCHDOWNS

- 2 Gerald Stevenson, Charleston Southern vs. Gardner-Webb (10-16-10)
- 1 several tied with

LONGEST KICKOFF RETURN

- 100t David Montgomery, Gardner-Webb vs. Liberty (11-14-09)
- 100t Gerald Stevenson, Charleston Southern at Liberty (10-9-10)
- 100t Devin Brown, Coastal Carolina at Furman (9-5-15)
- 99t Tim Maypray, VMI vs. The Citadel (11-17-07)
- 99t Devin Brown, Coastal Carolina at North Carolina A&T (9-6-14)
- 98t Mike Washington, Charleston Southern at South Florida (11-2-02)
- 98t Devin Brown, Coastal Carolina at North Dakota State (12-13-14)
- 97t Sam Gado, Liberty at Coastal Carolina (10-23-04)
- 97t Dominic Bolden, Liberty at VMI (11-18-06)
- 97t Jeremiah McKie, Presbyterian vs. VMI (10-19-13)

DEFENSIVE EXTRA POINTS

- 1 12 times, last by Steve Osondu, Presbyterian vs. Campbell (9-19-15)

BLOCKED FIELD GOAL RETURNS FOR A TOUCHDOWN

- 1 Robert Mason (69-yard return), VMI vs. Austin Peay (11-8-03)
- 1 Jordan Alford (59-yard return), Liberty vs. Elon (11-20-04)
- 1 Philip Ashley (68-yard return), Charleston So. vs. Johnson C. Smith (9-15-07)
- 1 Tarvorris Jolly (94-yard return), Coastal Carolina vs. Delaware State (9-25-10)
- 1 CeeJay Harris (65-yard return), Presbyterian vs. North Greenville (9-10-11)
- 1 Quinn Backus (56-yard return), Coastal Carolina at South Carolina State (8-31-13)
- 1 Ed Britt (80-yard return), Presbyterian at Gardner-Webb (11-15-14)



GAME - TEAM

PUNT RETURNS

- 8 Coastal Carolina vs. Chowan (10-13-07)
- 7 Liberty vs. Kentucky Wesleyan (9-20-03)
- 7 Liberty vs. Gardner-Webb (10-25-14)
- 6 VMI vs. Austin Peay (11-8-03)
- 6 Liberty vs. St. Paul's (8-31-06)
- 6 Liberty vs. St. Francis, Pa. (9-29-07)
- 6 Charleston Southern vs. Presbyterian (10-20-12)
- 6 Presbyterian vs. Bluefield (9-6-14)
- 6 Gardner-Webb vs. Virginia-Lynchburg (9-13-14)

PUNT RETURN YARDS

- 159 Coastal Carolina (5 returns) vs. Charleston Southern (11-20-10)
- 129 Presbyterian (6 returns) vs. Bluefield (9-6-14)
- 112 VMI vs. Lock Haven (9-4-10)
- 111 Coastal Carolina at Davidson (11-8-03)
- 109 Liberty at Chattanooga (11-13-04)
- 104 Gardner-Webb vs. Charleston Southern (11-5-05)
- 104 Coastal Carolina vs. Chowan (10-13-07)
- 103 Charleston Southern (5 returns) vs. Monmouth (10-10-15)
- 102 VMI vs. Gardner-Webb (10-3-09)
- 98 Liberty vs. Glenville State (9-6-08)

PUNT RETURN AVERAGE (3-4 returns)

- 31.0 Coastal Carolina (3 for 93) at Presbyterian (11-10-12)
- 29.3 Liberty (3 for 88) vs. Shippensburg (9-8-07)
- 28.0 VMI (4 for 112) vs. Lock Haven (9-4-10)
- 27.8 Coastal Carolina (4 for 111) at Davidson (11-8-03)
- 26.7 Charleston Southern (3 for 80) vs. The Citadel (9-20-14)
- 25.7 Gardner-Webb (3 for 77) vs. VMI (10-27-12)
- 24.5 Liberty (4 for 98) vs. Glenville State (9-6-08)
- 23.3 Liberty (4 for 93) vs. Norfolk State (9-8-12)
- 23.0 Coastal Carolina (3 for 69) at South Carolina State (9-12-15)
- 22.3 Charleston Southern (3 for 67) at Kennesaw State (11-7-15)

PUNT RETURN AVERAGE (min. 5 returns)

- 31.8 Coastal Carolina (5 for 159) vs. Charleston Southern (11-20-10)
- 21.5 Presbyterian (6 for 129) vs. Bluefield (9-6-14)
- 20.6 Charleston Southern (5 for 103) vs. Monmouth (10-10-15)
- 17.5 Charleston Southern (5 for 88) at North Greenville (9-24-05)
- 16.0 VMI (6 for 96) vs. Austin Peay (11-8-03)
- 15.4 Charleston Southern (5 for 77) at Savannah State (10-7-06)
- 15.0 Liberty (5 for 75) at Gardner-Webb (11-17-07)
- 14.8 Charleston Southern (5 for 74) vs. Gardner-Webb (11-10-12)
- 14.3 Liberty (6 for 86) vs. St. Paul's (8-31-06)
- 13.8 Gardner-Webb (5 for 69) vs. Webber International (9-13-03)

PUNT RETURN TOUCHDOWNS

- 2 Liberty at Chattanooga (11-13-04)
- 1 several tied with

KICKOFF RETURNS

- 11 Charleston Southern vs. Gardner-Webb (11-9-02)
- 11 Presbyterian at Elon (9-13-08)
- 10 Charleston Southern at South Florida (11-2-02)
- 10 VMI at Army (10-7-06)
- 10 Charleston Southern at Hawaii (9-22-07)
- 10 VMI at Liberty (11-10-07)
- 10 Coastal Carolina at Penn State (8-30-08)
- 10 Presbyterian at Stony Brook (10-3-09)
- 10 Coastal Carolina at Liberty (10-17-09)
- 10 Presbyterian at Clemson (9-11-10)
- 10 Charleston Southern at UCF (9-3-11)
- 10 Gardner-Webb vs. Stony Brook (11-12-11)
- 10 Presbyterian vs. Coastal Carolina (11-10-12)

KICKOFF RETURN YARDS

- 335 Charleston Southern (9 returns) at Jacksonville State (12-11-15)
- 285 Gardner-Webb vs. Liberty (11-14-09)
- 262 Charleston Southern vs. Gardner-Webb (10-16-10)
- 255 Charleston Southern at Wofford (9-6-08)
- 248 Coastal Carolina at Liberty (10-17-09)
- 239 Stony Brook at Liberty (11-20-10)
- 231 VMI vs. The Citadel (11-17-07)
- 220 VMI (8 returns) at Richmond (9-17-11)
- 216 Coastal Carolina vs. VMI (10-27-07)
- 213 Charleston Southern at South Florida (11-2-02)
- 213 Liberty vs. VMI (11-10-07)

KICKOFF RETURN AVERAGE (3-4 returns)

- 50.3 Presbyterian (3 for 151) vs. VMI (10-19-13)
- 47.3 Charleston Southern (3 for 142) vs. Liberty (11-1-03)
- 46.0 Coastal Carolina (3 for 138) at Furman (9-5-15)
- 45.0 Liberty (3 for 135) vs. Gardner-Webb (11-6-10)
- 41.7 Coastal Carolina (3 for 125) vs. Jacksonville (11-13-04)
- 41.5 Gardner-Webb (4 for 166) vs. Charlotte (10-4-14)
- 41.0 Liberty (3 for 123) vs. VMI (11-7-09)
- 40.7 Liberty (3 for 122) vs. North Greenville (8-30-08)
- 40.3 Coastal Carolina (4 for 161) vs. Liberty (11-13-10)
- 40.0 Monmouth (4 for 160) vs. Delaware State (8-30-14)

KICKOFF RETURN AVERAGE (min. 5 returns)

- 43.7 Charleston Southern (8 for 262) vs. Gardner-Webb (10-16-10)
- 39.0 Coastal Carolina (5 for 195) vs. Western Illinois (9-19-15)
- 37.2 Charleston Southern (9 for 335) at Jacksonville State (12-11-15)
- 36.4 Charleston Southern (7 for 255) at Wofford (9-6-08)
- 36.0 Coastal Carolina (6 for 216) vs. VMI (10-27-07)
- 35.5 Liberty (6 for 213) vs. VMI (11-10-07)
- 35.2 VMI (6 for 211) at Liberty (10-4-03)
- 35.2 Gardner-Webb (5 for 176) at VMI (11-19-11)
- 33.0 Gardner-Webb (5 for 165) vs. Tusculum (9-6-08)
- 33.0 Coastal Carolina (5 for 165) at Appalachian State (9-29-12)

KICKOFF RETURN TOUCHDOWNS

- 2 Charleston Southern vs. Gardner-Webb (10-16-10)
- 1 several tied with

PUNT RETURN TOUCHDOWN, KICKOFF RETURN TOUCHDOWN, SAME GAME

- 1 Liberty vs. VMI, 11-10-07

DEFENSIVE EXTRA POINTS

- 1 VMI vs. The Citadel (11-15-03)
- 1 Liberty vs. Lehigh (9-18-04)
- 1 Liberty at Chattanooga (11-13-04)
- 1 VMI vs. Charleston Southern (10-8-05)
- 1 Coastal Carolina vs. Furman (10-7-06)
- 1 Charleston Southern vs. Coastal Carolina (11-17-07)
- 1 VMI vs. Coastal Carolina (10-11-08)
- 1 VMI at Stony Brook (11-15-08)
- 1 Coastal Carolina at Furman (9-8-12)
- 1 Presbyterian at Gardner-Webb (11-17-12)
- 1 Coastal Carolina vs. Charleston Southern (11-17-12)
- 1 Presbyterian vs. Campbell (9-19-15)

BLOCKED FIELD GOALS RETURNED FOR TOUCHDOWN

- 1 VMI vs. Austin Peay, 11-8-03 (Robert Mason 69-yard return)
- 1 Liberty vs. Elon, 11-20-04 (Jordan Alford 59-yard return)
- 1 Charleston Southern vs. Johnson C. Smith, 9-15-07 (Philip Ashley 68-yard return)
- 1 Coastal Carolina vs. Delaware State, 9-25-10 (Tarvorris Jolly 94-yard return)
- 1 Presbyterian vs. North Greenville, 9-10-11 (CeeJay Harris 65-yard return)
- 1 Coastal Carolina at South Carolina State, 8-31-13 (Quinn Backus 56-yard return)
- 1 Presbyterian at Gardner-Webb, 11-15-14 (Ed Britt 80-yard return)



SEASON - TEAM

PUNT RETURNS

34	VMI	2003
33	Coastal Carolina	2010
31	Gardner-Webb	2003
30	Liberty	2003
29	Liberty	2007
28	Liberty	2006
28	Liberty	2012
27	Coastal Carolina	2003
27	Coastal Carolina	2014
26	Coastal Carolina	2004
26	Charleston Southern	2004
26	Coastal Carolina	2005
26	VMI	2010

PUNT RETURN YARDS

413	Liberty	2007
365	Gardner-Webb	2005
336	Liberty	2008
315	Liberty	2006
305	Gardner-Webb	2003
296	Coastal Carolina	2003
294	VMI	2003
291	Charleston Southern	2006
281	Coastal Carolina	2010
281	Coastal Carolina	2015

PUNT RETURN AVERAGE

17.4	Gardner-Webb	2005
15.5	Charleston Southern	2015
15.2	Gardner-Webb	2012
14.6	Liberty	2008
14.4	Charleston Southern	2014
14.3	VMI	2009
14.2	Liberty	2007
13.9	Charleston Southern	2006
12.7	VMI	2011
12.0	Coastal Carolina	2007

PUNT RETURN TOUCHDOWNS

4	Liberty	2007
3	Liberty	2004
2	Coastal Carolina	2003
2	Gardner-Webb	2005
2	Charleston Southern	2006
2	Liberty	2008
2	Charleston Southern	2011
2	Presbyterian College	2011
2	Coastal Carolina	2012
2	Charleston Southern	2014
2	Charleston Southern	2014

KICKOFF RETURNS

71	Presbyterian	2009
69	Charleston Southern	2003
66	Charleston Southern	2011
63	Charleston Southern	2007
63	VMI	2011
62	VMI	2007
62	Presbyterian	2010
60	Presbyterian	2008
60	Coastal Carolina	2013
60	VMI	2013

KICKOFF RETURN YARDS

1,411	Charleston Southern	2003
1,315	VMI	2007
1,293	Presbyterian	2009
1,260	VMI	2011
1,248	Charleston Southern	2007
1,215	Coastal Carolina	2013
1,177	Coastal Carolina	2012
1,155	Charleston Southern	2011
1,126	Stony Brook	2010
1,123	Liberty	2011

KICKOFF RETURN AVERAGE

26.1	Liberty	2011
25.8	Stony Brook	2011
25.6	Liberty	2006
23.7	Liberty	2007
23.6	Coastal Carolina	2007
23.3	Gardner-Webb	2005
22.9	Coastal Carolina	2014
22.7	Gardner-Webb	2008
22.6	Charleston Southern	2008
22.6	Liberty	2009

KICKOFF RETURN TOUCHDOWNS

3	Liberty	2006
3	Charleston Southern	2010
3	Liberty	2011
2	VMI	2007
2	Coastal Carolina	2014
2	Coastal Carolina	2015

LOWEST KICKOFF RETURN AVERAGE ALLOWED

14.0	Liberty	2012
14.1	Stony Brook	2012
15.1	Charleston Southern	2014
15.8	Charleston Southern	2004
15.9	Charleston Southern	2003
16.0	Coastal Carolina	2011
16.1	Coastal Carolina	2010
16.1	Coastal Carolina	2015
16.2	Gardner-Webb	2015
16.7	Stony Brook	2011

SEASON - INDIVIDUAL

PUNT RETURNS

32	Niccolo Mastromatteo, Coastal Carolina	2010
26	Wynton Jackson, Liberty	2006
24	Zach Silverberg, Coastal Carolina	2014
23	Eddie Gadson, Charleston Southern	2004
22	Josh Hubbard, Gardner-Webb	2003
22	Chris Jones, Coastal Carolina	2015
20	Mike Washington, Charleston Southern	2002
19	Gary Price, VMI	2003
19	David Parker, Coastal Carolina	2004
19	C.J. Hirschman, Charleston Southern	2006
19	Kory Alston, Gardner-Webb	2006
19	Charles James, Charleston Southern	2011
19	Jordan Gush, Stony Brook	2011

PUNT RETURN YARDS

308	Dominic Bolden, Liberty	2008
298	Wynton Jackson, Liberty	2006
258	C.J. Hirschman, Charleston Southern	2006
254	Chris Jones, Coastal Carolina	2015
247	Kory Alston, Gardner-Webb	2005
247	Niccolo Mastromatteo, Coastal Carolina	2010
227	Wynton Jackson, Liberty	2007
221	Michael Rainey-Wiles, VMI	2010
221	Darius Hammond, Charleston Southern	2014
217	Darius Hammond, Charleston Southern	2015

PUNT RETURN AVERAGE (min. 1.2 returns per game)

18.1	Dominic Bolden, Liberty	2008
16.5	Kory Alston, Gardner-Webb	2005
13.8	Darius Hammond, Charleston Southern	2014
13.6	C.J. Hirschman, Charleston Southern	2006
13.4	Wynton Jackson, Liberty	2007
12.9	Tim Maypray, VMI	2009
12.3	Michael Rainey-Wiles, VMI	2010
11.5	Wynton Jackson, Liberty	2006
11.5	Chris Jones, Coastal Carolina	2015
11.4	Niccolo Mastromatteo, Coastal Carolina	2012

PUNT RETURN TOUCHDOWNS

2	Erick Harris, Liberty	2004
2	Kory Alston, Gardner-Webb	2005
2	Wynton Jackson, Liberty	2007
2	Dominic Bolden, Liberty	2008

BLOCKED PUNT RETURN TOUCHDOWNS

2	Justin Bethel, Presbyterian	2011
1	several players tied with	

KICKOFF RETURNS

50	Kijana Thomas, Charleston Southern	2003
46	Tim Maypray, VMI	2009
43	Tracy Hairston, VMI	2011
37	Gerald Stevenson, Charleston Southern	2008
37	Ricky Rhodes, Gardner-Webb	2011
37	J.J. Hubbard, Gardner-Webb	2012
37	J.J. Hubbard, Gardner-Webb	2014
35	Tim Maypray, VMI	2007
35	Rajah Jenkins, VMI	2008
33	Mike Washington, Charleston Southern	2002
33	Adrian Hall, Liberty	2002

KICKOFF RETURN YARDS

1,148	Kijana Thomas, Charleston Southern	2003
972	Tim Maypray, VMI	2009
965	Tracy Hairston, VMI	2011
921	Gerald Stevenson, Charleston Southern	2008
889	Tim Maypray, VMI	2007
854	Brock Jackolski, Stony Brook	2011
831	Mike Washington, Charleston Southern	2002
819	J.J. Hubbard, Gardner-Webb	2012
808	Devin Brown, Coastal Carolina	2014
806	J.J. Hubbard, Gardner-Webb	2014

KICKOFF RETURN AVERAGE (min. 1.2 returns per game)

33.5	Kevin Fogg, Liberty	2011
32.0	Dominic Bolden, Liberty	2007
29.4	Brock Jackolski, Stony Brook	2011
28.6	Devin Brown, Coastal Carolina	2015
27.9	Gerald Stevenson, Charleston Southern	2010
27.9	Devin Brown, Coastal Carolina	2014
27.5	Arthur Sitton, Coastal Carolina	2007
27.1	Tre Henderson, Coastal Carolina	2012
26.4	Eric O'Neal, Coastal Carolina	2007
26.3	Brock Jackolski, Stony Brook	2010

KICKOFF RETURN TOUCHDOWNS

3	Gerald Stevenson, Charleston Southern	2010
3	Kevin Fogg, Liberty	2011
2	Dominic Bolden, Liberty	2006
2	Tim Maypray, VMI	2007
2	Devin Brown, Coastal Carolina	2014
2	Devin Brown, Coastal Carolina	2015

COMBINED KICK RETURN TOUCHDOWNS

3	Gerald Stevenson (3 KR), Charleston So.	2010
3	Kevin Fogg (3 KR), Liberty	2011
2	Greg Williamson (2 PR), Coastal Carolina	2003
2	Erick Harris (2 PR), Liberty	2004
2	Kory Alston (2 PR), Gardner-Webb	2005
2	Dominic Bolden (2 KR), Liberty	2006
2	Wynton Jackson (2 PR), Liberty	2007
2	Tim Maypray (2 KR), VMI	2007
2	Dominic Bolden (2 PR), Liberty	2008
2	Justin Bethel (2 PR), Presbyterian	2011
2	Jeremiah McKie (1 PR, 1 KR), Presbyterian	2013
2	Devin Brown (2 KR), Coastal Carolina	2014
2	Devin Brown (2 KR), Coastal Carolina	2015

PUNT RETURN TOUCHDOWNS & KICKOFF RETURN TOUCHDOWNS, SAME SEASON

2	Jeremiah McKie (1 PR, 1 KR), Presbyterian	2013
---	---	------

COMBINED KICK RETURNS

62	Tim Maypray (46 KR, 16 PR), VMI	2009
58	Kijana Thomas (50 KR, 8 PR), Charleston So.	2003
54	J.J. Hubbard (37 KR, 17 PR), Gardner-Webb	2014
53	Mike Washington (33 KR, 20 PR), CSU	2002
52	Niccolo Mastromatteo (20 KR, 32 PR), CCU	2010
50	Ricky Rhodes (37 KR, 13 PR), Gardner-Webb	2011
49	Adrian Hall (33 KR, 16 PR), Liberty	2002
46	Tim Maypray (35 KR, 11 PR), VMI	2007
46	J.J. Hubbard (37 KR, 9 PR), Gardner-Webb	2012
45	Adrian Hall (27 KR, 18 PR), Liberty	2003
45	Rajah Jenkins (35 KR, 10 PR), VMI	2008

COMBINED KICK RETURN YARDS

1,179	Tim Maypray (972 KR, 207 PR), VMI	2009
1,156	Kijana Thomas (1148 KR, 8 PR), CSU	2003
1,039	Mike Washington (831 KR, 208 PR), CSU	2002
981	Gerald Stevenson (921 KR, 60 PR), CSU	2008
969	Tim Maypray (889 KR, 80 PR), VMI	2007
965	Tracy Hairston (965 KR), VMI	2011
956	J.J. Hubbard (819 KR, 137 PR), GWU	2012
919	Darius Hammond (702 KR, 217 PR), CSU	2015
909	Brock Jackolski (854 KR, 55 PR), SBU	2011
908	J.J. Hubbard (806 KR, 102 PR), GWU	2014

CAREER

PUNT RETURNS

78	Niccolo Mastromatteo, Coastal Carolina	2010-13
49	Jordan Gush, Stony Brook	2009-12
43	Wynton Jackson, Liberty	2003-07
42	David Parker, Coastal Carolina	2003-06
41	J.J. Hubbard, Gardner-Webb	2011-14
36	Kory Alston, Gardner-Webb	2003-06
34	Adrian Hall, Liberty	2002-04
34	Charles James, Charleston Southern	2009-12
34	Cedric Byrd, Presbyterian	2010-14
32	Zach Silverberg, Coastal Carolina	2011-14

PUNT RETURN YARDS

633	Niccolo Mastromatteo, Coastal Caro.	2010-13
525	Wynton Jackson, Liberty	2003-07
484	Kory Alston, Gardner-Webb	2003-06
438	DARIUS HAMMOND, Charleston So.	2013-
345	David Parker, Coastal Carolina	2003-06
330	Charles James, Charleston Southern	2009-12
313	Tim Maypray, VMI	2006-09
311	Jordan Gush, Stony Brook	2009-12
308	Dominic Bolden, Liberty	2005-08
302	J.J. Hubbard, Gardner-Webb	2011-14

PUNT RETURN AVERAGE (min. 1.2 returns per game)

10.4	Mike Washington, Charleston Southern	2002
10.1	Allen Davis, Gardner-Webb	2004
8.9	Josh Hubbard, Gardner-Webb	2002-03
8.2	David Parker, Coastal Carolina	2003-05
8.1	Niccolo Mastromatteo, Coastal Carolina	2010-13
7.9	Adrian Hall, Liberty	2002-04
7.7	Jared Brodgen, Liberty	2004-05
7.3	Eddie Gadson, Charleston Southern	2003-04
6.4	Travis Anderson, Gardner-Webb	2002
4.9	Arketa Banks, Elon	2002

PUNT RETURN TOUCHDOWNS

3	Kory Alston, Gardner-Webb	2003-06
2	Erick Harris, Liberty	2002-04
2	Wynton Jackson, Liberty	2003-07
2	Dominic Bolden, Liberty	2005-08
2	Niccolo Mastromatteo, Coastal Carolina	2010-13

BLOCKED PUNT RETURN TOUCHDOWNS

2	Justin Bethel, Presbyterian	2008-11
1	several tied with	

KICKOFF RETURNS

109	J.J. Hubbard, Gardner-Webb	2011-14
102	Gerald Stevenson, Charleston So.	2007-10
98	Tim Maypray, VMI	2006-09
97	Michael Ruff, Presbyterian	2009-12
80	Tyson Petty, Gardner-Webb	2007-10
74	Devin Brown, Coastal Carolina	2013-15
69	DARIUS HAMMOND, Charleston So.	2013-
60	Adrian Hall, Liberty	2002-03
59	Brock Jackolski, Stony Brook	2010-11
59	Tre Henderson, Coastal Carolina	2009-12

KICKOFF RETURN YARDS

2,449	Gerald Stevenson, Charleston So.	2007-10
2,422	J.J. Hubbard, Gardner-Webb	2011-14
2,181	Tim Maypray, VMI	2006-09
1,983	Devin Brown, Coastal Carolina	2013-15
1,971	Michael Ruff, Presbyterian	2009-12
1,642	Brock Jackolski, Stony Brook	2010-11
1,604	Tyson Petty, Gardner-Webb	2007-10
1,602	DARIUS HAMMOND, Charleston So.	2013-
1,409	Dominic Bolden, Liberty	2005-08
1,392	Kevin Fogg, Liberty	2009-13

KICKOFF RETURN AVERAGE (min. 1.2 returns per game)

27.8	Brock Jackolski, Stony Brook	2010-11
26.8	Devin Brown, Coastal Carolina	2013-15
24.3	Titus Green, VMI	2003-05
24.0	Gerald Stevenson, Charleston So.	2007-10
23.4	Tre Henderson, Coastal Carolina	2009-12
23.3	Darnell Williams, Coastal Carolina	2003-05
23.2	DARIUS HAMMOND, Charleston So.	2013-
22.8	Kijana Thomas, Charleston Southern	2002-04
22.4	Brandon Jackson, Gardner-Webb	2006-09
22.3	Tim Maypray, VMI	2006-09

KICKOFF RETURN TOUCHDOWNS

5	Devin Brown, Coastal Carolina	2013-15
3	Dominic Bolden, Liberty	2005-08
3	Gerald Stevenson, Charleston So.	2007-10
3	Kevin Fogg, Liberty	2009-13
3	J.J. Hubbard, Gardner-Webb	2011-14
2	Tim Maypray, VMI	2006-09
2	Brock Jackolski, Stony Brook	2010-11

COMBINED KICK RETURN TOUCHDOWNS

5	Dominic Bolden (3 KR, 2 PR), Liberty	2005-08
5	Devin Brown (5 KR), Coastal Carolina	2013-15
4	Kevin Fogg (3 KR, 1 PR), Liberty	2009-13
3	Kory Alston (3 PR), Gardner-Webb	2003-06
3	Wynton Jackson (2 PR, 1 KR), Liberty	2003-07
3	Tim Maypray (2 KR, 1 PR), VMI	2006-09
3	Gerald Stevenson (3 KR), CSU	2007-10
3	J.J. Hubbard (3 KR), Gardner-Webb	2011-14

COMBINED KICK RETURNS

150	J.J. Hubbard (109 KR, 41 PR), GWU	2011-14
127	Tim Maypray (98 KR, 29 PR), VMI	2006-09
126	Niccolo Mastromatteo (48 KR, 78 PR), CCU	2010-13
123	Gerald Stevenson (102 KR, 21 PR), CSU	2007-10
99	Michael Ruff (97 KR, 2 PR), PC	2009-12
99	DARIUS HAMMOND (69 KR, 30 PR), CSU	2013-
94	Adrian Hall (60 KR, 34 PR), Liberty	2002-04
89	Tyson Petty (80 KR, 9 PR), Gardner-Webb	2007-10
78	Kevin Fogg (55 KR, 23 PR), Liberty	2009-13
75	Devin Brown (74 KR, 1 PR), CCU	2013-15

COMBINED KICK RETURN YARDS

2,724	J.J. Hubbard (2422 KR, 302 PR), GWU	2011-14
2,649	Gerald Stevenson (2449 KR, 200 PR), CSU	2007-10
2,492	Tim Maypray (2181 KR, 313 PR), VMI	2006-09
2,040	DARIUS HAMMOND (1602 KR, 438 PR), CSU	2013-
1,987	Devin Brown (1983 KR, 4 PR), CCU	2013-15
1,966	Michael Ruff (1971 KR, -5 PR), PC	2009-12
1,717	Dominic Bolden (1409 KR, 308 PR), LU	2005-08
1,697	Brock Jackolski (1642 KR, 55 PR), SBU	2010-11
1,645	N. Mastromatteo (1012 KR, 633 PR), CCU	2010-13
1,638	Tyson Petty (1604 KR, 34 PR), GWU	2007-10



Dominic Bolden, Liberty (2005-08)



J.J. Hubbard, Gardner-Webb (2011-14)



Devin Brown, Coastal Carolina (2013-15)

GAME

ALL-PURPOSE YARDS

389	Gerald Stevenson (243 KR, 65 RUSH, 47 REC, 34 PR), Charleston Southern vs. Gardner-Webb (10-16-10)
386	Darius Hammond (295 KR, 91 RUSH), Charleston Southern at Jacksonville State (12-11-15)
346	Tim Maypray (209 REC, 102 KR, 36 RUSH, -1 PR), VMI vs. Charleston Southern (11-3-07)
332	Tim Maypray (235 RUSH, 97 REC), VMI vs. Presbyterian (11-22-08)
319	Brock Jackolski (136 KR, 130 RUSH, 44 PR, 9 REC), Stony Brook vs. Presbyterian (10-8-11)
302	Gerald Stevenson (255 KR, 33 REC, 14 RUSH), Charleston Southern at Wofford (9-6-08)
298	Miguel Maysonet (198 RUSH, 100 KR), Stony Brook vs. Colgate (9-22-12)
286	Lance Byrd (274 RUSH, 12 REC), Presbyterian vs. Charleston Southern (11-7-09)
283	Jeremiah McKie (19 RUSH, 107 REC, 151 KR, 6 PR), Presbyterian at VMI (10-19-13)
279	Miguel Maysonet (233 RUSH, 46 KR), Stony Brook at Coastal Carolina (10-13-12)

CONSECUTIVE 200-YARD ALL-PURPOSE GAMES

4	Tim Maypray, VMI (Oct. 27, 2007 - Nov. 17, 2007)
3	Rashad Jennings, Liberty (Oct. 20, 2007 - Nov. 3, 2007)
3	Miguel Maysonet, Stony Brook (Oct. 13, 2012 - Oct. 27, 2012)
2	Rashad Jennings, Liberty (Sept. 27, 2008 - Oct. 4, 2008)
2	Eugene Goodman, Liberty (Nov. 15, 2003 - Nov. 22, 2003)
2	Conte Cuttino, Stony Brook (Nov. 8, 2008 - present)
2	Edwin Gowins, Stony Brook (Nov. 8, 2008 - present)
2	Miguel Maysonet, Stony Brook (Sept. 22, 2012 - Sept. 29, 2012)

SEASON

ALL-PURPOSE YARDS

2,441	Brock Jackolski, Stony Brook	2011
2,316	Miguel Maysonet, Stony Brook	2012
1,975	Tim Maypray, VMI	2007
1,966	Brock Jackolski, Stony Brook	2010
1,882	Lorenzo Taliaferro, Coastal Carolina	2013
1,865	Darius Hammond, Charleston Southern	2015
1,850	Tim Maypray, VMI	2009
1,830	Gerald Stevenson, Charleston Southern	2008
1,823	De'Angelo Henderson, Coastal Carolina	2014
1,814	Dominic Bolden, Liberty	2008

ALL-PURPOSE YDS PER GAME (min. 75% of tm's games)

187.8	Brock Jackolski, Stony Brook	2011
179.5	Tim Maypray, VMI	2007
178.7	Brock Jackolski, Stony Brook	2010
178.2	Miguel Maysonet, Stony Brook	2012
170.0	Gerald Stevenson, Charleston Southern	2010
168.2	Tim Maypray, VMI	2009
154.3	Rashad Jennings, Liberty	2007
153.6	Rashad Jennings, Liberty	2008
152.5	Gerald Stevenson, Charleston Southern	2008
151.2	Dominic Bolden, Liberty	2008

300-YARD ALL-PURPOSE GAMES

1	Tim Maypray, VMI	2007
1	Gerald Stevenson, Charleston Southern	2008
1	Tim Maypray, VMI	2008
1	Gerald Stevenson, Charleston Southern	2010
1	Brock Jackolski, Stony Brook	2011
1	Darius Hammond, Charleston Southern	2015

200-YARD ALL-PURPOSE GAMES

5	Tim Maypray, VMI	2007
5	Miguel Maysonet, Stony Brook	2012
4	Brock Jackolski, Stony Brook	2011
3	Rashad Jennings, Liberty	2007
3	Rashad Jennings, Liberty	2008
3	Tim Maypray, VMI	2009
3	Brock Jackolski, Stony Brook	2010
3	Darius Hammond, Charleston Southern	2015

CONSECUTIVE 200-YARD ALL-PURPOSE GAMES, SEASON

4	Tim Maypray, VMI (2007)
3	Rashad Jennings, Liberty (2007)
3	Miguel Maysonet, Stony Brook (2012)
2	Rashad Jennings, Liberty (2008)
2	Eugene Goodman, Liberty (2003)
2	Conte Cuttino, Stony Brook (2008)
2	Edwin Gowins, Stony Brook (2008)
2	Miguel Maysonet, Stony Brook (2012)

CAREER

ALL-PURPOSE YARDS

6,129	Tim Maypray, VMI	2006-09
5,684	Gerald Stevenson, Charleston Southern	2007-10
5,331	Miguel Maysonet, Stony Brook	2010-12
4,621	Sean Mizzer, VMI	2003-06
4,407	Brock Jackolski, Stony Brook	2010-11
4,210	De'Angelo Henderson, Coastal Carolina	2013-15
4,155	Rashad Jennings, Liberty	2006-08
3,782	Dre Barnes, Liberty	2002-04
3,614	Duvaughn Flagler, Gardner-Webb	2004-07
3,600	Michael Ruff, Presbyterian	2009-12

ALL-PURPOSE YARDS PER GAME (min. 20 games)

183.6	Brock Jackolski (4407 in 24), SBU	2010-11
144.1	Miguel Maysonet (5331 in 37), SBU	2010-12
142.5	Tim Maypray (6129 in 43), VMI	2006-09
134.0	Rashad Jennings (4155 in 31), Liberty	2006-08
130.4	Dre Barnes (3782 in 29), Liberty	2002-04
129.2	Gerald Stevenson (5684 in 44), CSU	2007-10
124.9	Sean Mizzer (4621 in 37), VMI	2003-06
117.5	LAVON CHANEY (2468 in 21), Monmouth	2014-
109.6	Conte Cuttino (2411 in 22), SBU	2008-09
102.7	De'Angelo Henderson (4210 in 41), CCU	2013-15

300-YARD ALL-PURPOSE GAMES

2	Tim Maypray, VMI	2006-09
2	Gerald Stevenson, Charleston So.	2007-10
1	Brock Jackolski, Stony Brook	2010-11
1	DARIUS HAMMOND, Charleston So.	2013-

200-YARD ALL-PURPOSE GAMES

10	Tim Maypray, VMI	2006-09
7	Brock Jackolski, Stony Brook	2010-11
6	Rashad Jennings, Liberty	2006-08
6	Gerald Stevenson, Charleston So.	2007-10
6	Miguel Maysonet, Stony Brook	2010-12
5	Dre Barnes, Liberty	2002-04
3	DARIUS HAMMOND, Charleston So.	2013-
3	LAVON CHANEY, Monmouth	2014-
2	Sean Mizzer, VMI	2003-06
2	Patrick Hall, Coastal Carolina	2003-05
2	Eugene Goodman, Liberty	2002-04
2	Sam Gado, Liberty	2002-04
2	Duvaughn Flagler, Gardner-Webb	2004-07
2	Dominic Bolden, Liberty	2005-08
2	Conte Cuttino, Stony Brook	2008-09
2	Edwin Gowins, Stony Brook	2008-10
2	Mike Brown, Liberty	2008-11
2	David Montgomery, Gardner-Webb	2006-09
2	Chris Summers, Liberty	2008-11
2	De'Angelo Henderson, Coastal Carolina	2013-15



Gerald Stevenson, Charleston Southern (2007-10)



Tim Maypray, VMI (2006-09)



Brock Jackolski, Stony Brook (2010-11)



GAME - TEAM

TIME OF POSSESSION

43:33	Liberty at Georgia State (10-3-15)
42:25	Liberty vs. Lehigh (9-22-12)
42:04	Charleston Southern at Appalachian State (9-28-13)
41:52	Charleston Southern at Charlotte (9-27-14)
41:22	Charleston Southern vs. Charlotte (10-26-13)
41:14	Charleston Southern at Gardner-Webb (11-5-05)
40:52	Liberty vs. Coastal Carolina (11-19-15)
40:38	Liberty vs. Concord (10-20-12)
40:34	Charleston Southern vs. Coastal Carolina (11-9-13)
40:00	Charleston Southern at Kentucky (11-6-10)

MOST COMBINED POINTS SCORED

107	Gardner-Webb (55) at VMI (52), 10-22-05 (three overtimes)
107	Liberty (73) vs. VMI (34), 11-10-07
107	Coastal Carolina (55) at Liberty (52), 10-19-13 (two overtimes)
105	Gardner-Webb (56) at Morgan State (49), 9-11-04
105	Charleston Southern (63) vs. West Virginia Wesleyan (42), 10-15-05
104	Stony Brook (76) at Gardner-Webb (28), 11-12-11
104	Gardner-Webb (51) at Charlotte (53), 10-5-13
103	Liberty (55) at Appalachian State (48), 10-11-14 (one overtime)
98	Gardner-Webb (42) vs. Wofford (56), 11-19-05
98	VMI (28) vs. The Citadel (70), 11-17-07
98	Coastal Carolina (35) at Old Dominion (63), 12-1-12

MOST COMBINED POINTS SCORED, BIG SOUTH GAME

107	Gardner-Webb (55) at VMI (52), 10-22-05 (three overtimes)
107	Liberty (73) vs. VMI (34), 11-10-07
107	Coastal Carolina (55) at Liberty (52), 10-19-13 (two overtimes)
104	Stony Brook (76) at Gardner-Webb (28), 11-12-11
93	Coastal Carolina (66) vs. VMI (27), 10-26-13
91	Elon (56) vs. Liberty (35), 11-9-02
90	Liberty (63) vs. Coastal Carolina (27), 10-15-11
88	Coastal Carolina (55) at Gardner-Webb (33), 11-3-12
84	Presbyterian (49) vs. VMI (35), 10-19-13
83	Coastal Carolina (45) at Charleston Southern (38), 11-12-11

LARGEST MARGIN OF VICTORY

70	Stony Brook (77) vs. Pace (7), 9-8-12
67	Coastal Carolina (70) vs. Charleston Southern (3), 11-20-10
66	Gardner-Webb (66) vs. Savannah State (0), 11-3-07
66	Liberty (73) vs. Kentucky Wesleyan (7), 9-28-13
65	Gardner-Webb (65) vs. Southern Virginia (0), 10-24-09
63	Coastal Carolina (71) vs. Mansfield (8), 11-12-05
60	Coastal Carolina (66) vs. Savannah State (6), 11-4-06
59	Stony Brook (68) at Iona (9), 11-8-08
58	Liberty (68) vs. St. Francis, Pa. (10), 9-29-07
58	Coastal Carolina (65) at Presbyterian (7), 11-10-12

LARGEST MARGIN OF VICTORY, BIG SOUTH GAME

67	Coastal Carolina (70) vs. Charleston Southern (3), 11-20-10
58	Coastal Carolina (65) at Presbyterian (7), 11-10-12
52	Stony Brook (55) vs. Gardner-Webb (3), 11-13-10
49	Liberty (56) at Presbyterian (7), 10-13-12
48	Stony Brook (76) at Gardner-Webb (28), 11-12-11
46	Gardner-Webb (46) vs. Charleston Southern (0), 11-8-03
46	Coastal Carolina (46) vs. Gardner-Webb (0), 11-7-15
45	Liberty (58) vs. Coastal Carolina (13), 10-17-09
43	VMI (50) vs. Charleston Southern (7), 10-11-03
42	five times

MOST OVERTIME PERIODS

5	Coastal Carolina at Towson (9-11-10)
3	Gardner-Webb at VMI (10-22-05)
3	VMI vs. Gardner-Webb (10-22-05)
3	Coastal Carolina at Liberty (10-22-05)
3	Liberty vs. Coastal Carolina (10-22-05)
3	Coastal Carolina at Furman (9-8-12)
3	Gardner-Webb vs. Elon (9-12-15)

FEWEST COMBINED POINTS

3	Gardner-Webb (3) vs. Wofford (0), 9-21-13
9	Charleston Southern (9) vs. North Greenville (0), 9-7-02
10	Charleston Southern (3) vs. Presbyterian (7), 10-18-14
13	Charleston Southern (10) vs. West Virginia State (3), 9-21-02
13	Liberty (3) at Towson (10), 9-16-06
13	Liberty (3) at James Madison (10), 9-25-10

MOST COMBINED RUSHING YARDS

811	Stony Brook (447) vs. VMI (364), 11-15-08
756	Charleston Southern (250) at Jacksonville State (506), 12-11-15
731	Stony Brook (635) at Iona (96), 11-8-08
717	Coastal Carolina (205) vs. Georgia Southern (512), 9-15-07
690	Liberty (298) vs. Brevard (392), 9-13-14
686	Coastal Carolina (162) vs. The Citadel (524), 11-28-15
673	VMI (422) vs. Old Dominion (251), 11-21-09
669	VMI (497) vs. Presbyterian (172), 11-22-08
665	Coastal Carolina (384) vs. Charlotte (281), 11-2-13
660	VMI (262) at William & Mary (398), 9-13-08

MOST COMBINED RUSHING YARDS, BIG SOUTH GAME

811	Stony Brook (447) vs. VMI (364), 11-15-08
612	Coastal Carolina (316) vs. VMI (296), 10-27-07
608	Coastal Carolina (330) at VMI (278), 10-14-06
563	Stony Brook (315) at Gardner-Webb (248), 11-12-11
561	Elon (424) vs. Liberty (137), 11-9-02
561	VMI (372) vs. Liberty (189), 11-8-08

FEWEST COMBINED RUSHING YARDS

79	Coastal Carolina (13) vs. Catawba (66), 9-10-11
84	Charleston Southern (-36) vs. Tusculum (120), 9-27-03
93	VMI (33) vs. Chowan (60), 9-8-12
96	VMI (41) at Gardner-Webb (55), 10-27-12
99	Liberty (78) vs. Montana (21), 9-19-15

FEWEST COMBINED RUSHING YARDS, BIG SOUTH GAME

96	VMI (41) at Gardner-Webb (55), 10-27-12
128	Charleston Southern (16) at Gardner-Webb (112), 11-16-13
137	Gardner-Webb (30) at Charleston Southern (107), 11-4-06
141	Gardner-Webb (30) vs. Liberty (111), 10-26-13
144	Charleston Southern (-1) vs. Liberty (145), 11-1-03

MOST COMBINED PASSING YARDS

849	Coastal Carolina (352) at Old Dominion (497), 12-1-12
802	Gardner-Webb (451) at VMI (351), 10-18-14
771	Liberty (388) vs. Gardner-Webb (383), 10-6-12
758	Gardner-Webb (416) at Charlotte (342), 10-5-13
753	Charleston Southern (398) at North Greenville (355), 9-29-07
753	Liberty (356) at Appalachian State (397), 10-11-14
745	Liberty (295) at Old Dominion (450), 10-5-13
722	VMI (400) at Presbyterian (322), 10-19-13
701	Liberty (382) vs. Coastal Carolina (319), 10-19-13
699	Gardner-Webb (254) vs. Southeastern Louisiana (445), 11-20-04

MOST COMBINED PASSING YARDS, BIG SOUTH GAME

771	Liberty (388) vs. Gardner-Webb (383), 10-6-12
722	VMI (400) at Presbyterian (322), 10-19-13
701	Liberty (382) vs. Coastal Carolina (319), 10-19-13
688	Charleston Southern (406) vs. Gardner-Webb (282), 11-4-06
663	Coastal Carolina (342) at Gardner-Webb (321), 11-3-12

FEWEST COMBINED PASSING YARDS

13	Stony Brook (0) at Coastal Carolina (13), 10-29-11
69	Liberty (49) vs. St. Paul's (20), 8-31-06
74	Coastal Carolina (45) vs. Charleston-WV (29), 10-11-03
91	VMI (68) at The Citadel (23), 10-29-11
101	Presbyterian (90) at The Citadel (11), 9-18-10

FEWEST COMBINED PASSING YARDS, BIG SOUTH GAME

13	Stony Brook (0) at Coastal Carolina (13), 10-29-11
125	Charleston Southern (70) at Presbyterian (55), 10-17-15
132	Presbyterian (35) vs. Gardner-Webb (97), 10-31-15
137	Presbyterian (57) vs. Kennesaw State (80), 11-21-15
145	Coastal Carolina (64) vs. Liberty (81), 10-23-04

FEWEST TOTAL OFFENSE YARDS PER PLAY ALLOWED

1.02	Liberty vs. Gardner-Webb (55 for 56), 10-25-14
1.14	Charleston Southern vs. Savannah State (58 for 66), 10-6-07
1.25	Liberty vs. Kentucky Wesleyan (59 for 74), 10-1-11
1.42	Charleston Southern vs. Edward Waters (45 for 64), 10-14-06
1.43	Stony Brook vs. Coastal Carolina (51 for 73), 10-29-11
1.43	Liberty vs. St. Paul's (40 for 57), 8-31-06
1.55	Gardner-Webb vs. Savannah State (51 for 79), 11-3-07
1.65	Gardner-Webb vs. Southern Virginia (55 for 91), 10-24-09
1.80	Gardner-Webb vs. Virginia-Lynchburg (45 for 81), 9-13-14 (three quarters)
1.82	Stony Brook vs. Pace (57 for 104), 9-8-12
1.85	Coastal Carolina vs. Chowan (47 for 87), 10-13-07

PENALTIES

17	Stony Brook vs. Presbyterian (10-3-09)
16	Liberty vs. Charleston Southern (10-30-04)
16	Charleston Southern vs. Johnson C. Smith (9-15-07)
15	Coastal Carolina vs. Jacksonville (11-13-04)
14	Gardner-Webb at Charleston Southern (11-13-04)
14	Charleston Southern at Coastal Carolina (11-20-04)
14	Presbyterian at Coastal Carolina (11-14-09)
14	Charleston Southern vs. Gardner-Webb (10-16-10)
14	VMI vs. Chowan (9-8-12)
14	Coastal Carolina at Elon (9-28-13)
14	Charleston Southern vs. Liberty (11-23-13)

PENALTY YARDS

163	Liberty vs. Charleston Southern (10-30-04)
161	Coastal Carolina vs. Jacksonville (11-13-04)
157	Coastal Carolina at Western Carolina (11-19-11)
153	Stony Brook vs. Presbyterian (10-3-09)
151	Liberty vs. West Liberty State (9-7-02)
147	Gardner-Webb at Charleston Southern (11-13-04)
144	Coastal Carolina vs. Charleston (WV) (10-9-04)
143	Charleston Southern at The Citadel (9-1-07)
137	Stony Brook vs. VMI (11-3-12)
136	Liberty vs. North Greenville (8-30-08)

FIRST DOWNS BY PENALTY

7	Gardner-Webb vs. Wofford (9-20-14)
6	Liberty vs. Eastern Kentucky (11-2-02)
6	Gardner-Webb vs. Appalachian State (9-23-06)
6	VMI at Old Dominion (11-13-10)
6	Liberty at Charleston Southern (11-23-13)
5	several times

BLOCKED KICKS

3	VMI (P, PAT, FG) vs. Tennessee Tech (9-18-04)
3	Gardner-Webb (2 P, FG) vs. Southern Virginia (10-24-09)

MISC. - INDIVIDUAL

BLOCKED KICKS, SEASON

4	Chetyuane Reeder, Presbyterian	2008
4	Marcus Williamson, Coastal Carolina	2015
3	Jamaal Walton, VMI	2006
3	Jada Ross, Charleston Southern	2007
3	Justin Bethel, Presbyterian	2009
3	Justin Bethel, Presbyterian	2011
3	LaDarius Hawthorne, Coastal Carolina	2013

BLOCKED KICKS, CAREER

9	Justin Bethel, Presbyterian	2008-11
5	Eric Hall, VMI	2003-06
4	Erick Harris, Liberty	2002-04
4	Braden Cannon, Coastal Carolina	2003-06
4	Jada Ross, Charleston Southern	2004-07
4	Trey Jacobs, Liberty	2006-09
4	Josh Norman, Coastal Carolina	2008-11
4	Brian Davis, Presbyterian	2008-11
4	LaDarius Hawthorne, Coastal Carolina	2010-13
4	Chima Uzowihe, Liberty	2012-15
4	Marcus Williamson, Coastal Carolina	2015

TEAMMATES WITH 100 RUSHING YARDS, SAME GAME (ALL-TIME)

16	Stony Brook
12	Liberty
6	VMI
4	Presbyterian
4	Charleston Southern
3	Gardner-Webb
3	Coastal Carolina
2	Monmouth
2	Kennesaw State

TEAMMATES WITH 100 RECEIVING YARDS, SAME GAME (ALL-TIME)

8	Liberty
6	Charleston Southern
3	Gardner-Webb
2	Presbyterian
2	Coastal Carolina

TEAMMATES WITH 10 TOUCHDOWNS, SAME SEASON

2	CCU (Hall - 13, Perkins - 12)	2004
2	LU (Terrell - 13, Jennings - 10)	2006
2	LU (Jennings - 17, Terrell - 11)	2007
2	LU (Jennings - 19, Bolden - 13)	2008
2	LU (Summers - 15, Holloway - 11)	2010
2	SBU (Maysonet - 14, Jackolski - 12)	2010
2	SBU (Jackolski - 20, Maysonet - 16)	2011
2	SBU (Maysonet - 23, Norrell - 15)	2012
2	CCU (Taliaferro - 29, Hazel - 10)	2013
2	LU (Abnar - 16, Peterson - 12)	2014

MISC. - TEAM (SEASON)

AVERAGE TIME OF POSSESSION

34:46	VMI	2007
34:05	Charleston Southern	2014
33:44	Charleston Southern	2013
33:26	Liberty	2012
33:12	Charleston Southern	2015
33:07	Kennesaw State	2015
32:51	Gardner-Webb	2013
32:46	Stony Brook	2011
32:32	Liberty	2015
32:24	Stony Brook	2012

FIRST DOWNS

357	Coastal Carolina	2013
339	Coastal Carolina	2014
288	Coastal Carolina	2012
284	Liberty	2014
274	Stony Brook	2011
273	Gardner-Webb	2005
268	Stony Brook	2012
268	Coastal Carolina	2015
266	Liberty	2010
263	Liberty	2013

FIRST DOWNS BY PENALTY

26	Gardner-Webb	2014
25	Presbyterian	2009
24	Coastal Carolina	2004
23	Charleston Southern	2002
23	Charleston Southern	2004
23	Gardner-Webb	2007
23	Gardner-Webb	2010
22	five times	

FEWEST SACKS ALLOWED

5	VMI	2009
7	Coastal Carolina	2010
7	Liberty	2010
8	Liberty	2007
8	Liberty	2008
9	Charleston Southern	2009
9	Kennesaw State	2015
10	Coastal Carolina	2004
10	Gardner-Webb	2004
11	Gardner-Webb	2002
11	Liberty	2006
11	Coastal Carolina	2011
11	Stony Brook	2012
11	Presbyterian	2013

THIRD-DOWN CONVERSION PERCENTAGE

51.3	Coastal Carolina (99-193)	2013
51.0	Liberty (78-153)	2008
51.0	Liberty (73-143)	2011
50.0	Kennesaw State (79-158)	2015
49.7	Gardner-Webb (73-147)	2002
49.7	Coastal Carolina (92-185)	2012
49.3	Charleston Southern (66-134)	2006
49.0	Coastal Carolina (75-153)	2006
48.7	Stony Brook (74-152)	2012
47.9	Coastal Carolina (91-190)	2014

FOURTH-DOWN CONVERSION PERCENTAGE

80.0	Coastal Carolina (8-10)	2013
80.0	Coastal Carolina (12-15)	2014
73.3	VMI (11-15)	2008
71.4	Liberty (5-7)	2006
70.0	Liberty (7-10)	2009
68.2	Liberty (15-22)	2014
66.7	Liberty (6-9)	2007
66.7	Stony Brook (8-12)	2009
66.7	Liberty (6-9)	2013
61.8	Monmouth (21-34)	2015

RED ZONE OFFENSE

92.2	Liberty (47-51)	2009
91.4	Gardner-Webb (32-35)	2009
90.9	Stony Brook (50-55)	2012
90.1	Coastal Carolina (73-81)	2013
89.7	Liberty (52-58)	2014
88.9	Coastal Carolina (48-54)	2015
88.6	Stony Brook (31-35)	2009
87.8	Gardner-Webb (43-49)	2005
87.5	Liberty (42-48)	2010
87.5	Liberty (28-32)	2012

BLOCKED PUNTS

4	Coastal Carolina	2004
4	Presbyterian	2008
3	Gardner-Webb	2003
3	Charleston Southern	2009
3	Presbyterian	2009
3	VMI	2009
3	Coastal Carolina	2011

LEAST PENALIZED

43	Coastal Carolina	2003
43	Gardner-Webb	2014
49	VMI	2006
53	VMI	2011
56	Liberty	2009
57	Monmouth	2015
57	Gardner-Webb	2015
58	Liberty	2010
58	Presbyterian	2012
58	Presbyterian	2014

INDIVIDUAL

POINTS SCORED (NON-KICKING)

18 Brock Jackolski, Stony Brook vs. Albany (11-26-11)

TOUCHDOWNS SCORED

3 Brock Jackolski, Stony Brook vs. Albany (11-26-11)

TOUCHDOWNS RESPONSIBLE FOR

- 4 Tyler Thigpen (passed for 3, scored 1), CCU at Appalachian State (11-25-06)
- 4 Aramis Hillary (passed for 3, scored 1), Coastal Carolina at Old Dominion (12-1-12)
- 4 Alex Ross (passed for 4), CCU vs. Bethune-Cookman (11-30-13)

TOTAL OFFENSE

454 Alex Ross (415 P, 39 R), Coastal Carolina vs. The Citadel (11-28-15)

RUSHING YARDS

160 Miguel Maysonet, Stony Brook vs. Villanova (11-24-12)

RUSHING ATTEMPTS

29 Marcus Coker, Stony Brook vs. Villanova (11-24-12)

YARDS PER RUSH (min. 10 attempts)

9.23 Mike Holloway (13 for 120), Charleston Southern vs. The Citadel (12-5-15)

RUSHING TOUCHDOWNS

- 2 Brock Jackolski, Stony Brook vs. Albany (11-26-11)
- 2 Miguel Maysonet, Stony Brook vs. Villanova (11-24-12)
- 2 Lorenzo Taliaferro, Coastal Carolina at Montana (12-7-13)
- 2 D.J. Abnar, Liberty at James Madison (11-29-14)
- 2 Alex Ross, Coastal Carolina at North Dakota State (12-13-14)
- 2 Mike Holloway, Charleston Southern vs. The Citadel (12-5-15)

TEAMMATES WITH 100 RUSHING YARDS, SAME GAME

- 1 Miguel Maysonet (160) and Marcus Coker (107), SBU vs. Villanova (11-24-12)
- 1 Alex Ross (123) and Lorenzo Taliaferro (104), CCU at Montana (12-7-13)

COMBINED RUSHING YARDS, TWO TEAMMATES

267 Miguel Maysonet (160) and Marcus Coker (107), SBU vs. Villanova (11-24-12)

COMBINED RUSHING YARDS, THREE TEAMMATES

275 Alex Ross (123), Lorenzo Taliaferro (104) and De'Angelo Henderson (48), Coastal Carolina at Montana (12-7-13)

RUSHING YARDS, QUARTERBACK

123 Alex Ross, Coastal Carolina at Montana (12-7-13)

RUSHING ATTEMPTS, QUARTERBACK

21 Alex Ross, Coastal Carolina at Montana (12-7-13)

RUSHING TOUCHDOWNS, QUARTERBACK

2 Alex Ross, Coastal Carolina at North Dakota State (12-13-14)

PASSING YARDS

415 Alex Ross, Coastal Carolina vs. The Citadel (11-28-15)

PASS COMPLETIONS

24 Tyler Thigpen (24-of-41), Coastal Carolina at Appalachian State (11-25-06)

PASSING ATTEMPTS

- 41 Tyler Thigpen (24-of-41), Coastal Carolina at Appalachian State (11-25-06)
- 41 Alex Ross (22-of-41), Coastal Carolina vs. Richmond (12-6-14)

PASS COMPLETION PERCENTAGE (min. 15-19 completions)

79.2 Aramis Hillary (19-of-24), Coastal Carolina at Bethune-Cookman (11-24-12)

PASS COMPLETION PERCENTAGE (min. 20-29 completions)

67.7 Alex Ross (21-of-31), Coastal Carolina vs. The Citadel (11-28-15)

TOUCHDOWN PASSES

4 Alex Ross, Coastal Carolina vs. Bethune-Cookman (11-30-13)

INTERCEPTIONS THROWN

4 Zach MacDowall, Coastal Carolina vs. Western Illinois (11-27-10)

RECEPTIONS

9 Matt Hazel, Coastal Carolina at Old Dominion (12-1-12)

RECEIVING YARDS

155 Matt Hazel, Coastal Carolina at Old Dominion (12-1-12)

TOUCHDOWN RECEPTIONS

- 2 Jerome Simpson, Coastal Carolina at Appalachian State (11-25-06)
- 2 Matt Hazel, Coastal Carolina at Old Dominion (12-1-12)
- 2 Matt Hazel, Coastal Carolina vs. Bethune-Cookman (11-30-13)
- 2 Niccolo Mastromatteo, Coastal Carolina at Montana (12-7-13)

AVERAGE YARDS PER CATCH (min. 5 receptions)

20.5 Darrin Peterson (5 for 103), Liberty at Villanova (12-6-14)

ALL-PURPOSE YARDS

386 Darius Hammond (295 KR, 91 RUSH), CSU at Jacksonville State (12-11-15)

INTERCEPTIONS

- 2 Dominique Davenport, Coastal Carolina vs. Western Illinois (11-27-10)
- 2 Davonte Anderson, Stony Brook vs. Villanova (11-24-12)

INTERCEPTION RETURN YARDS

68 Johnnie Houston, Coastal Carolina at Bethune-Cookman (11-24-12)

YARDS PER INTERCEPTION RETURN (min. 2 int.)

20.5 Dominique Davenport (2 for 41), Coastal Carolina vs. Western Illinois (11-27-10)

INTERCEPTION RETURN TOUCHDOWNS

- 1 Dominique Davenport, Coastal Carolina vs. Western Illinois (11-27-10)
- 1 Johnnie Houston, Coastal Carolina at Bethune-Cookman (11-24-12)

PASS BREAK-UPS

- 3 Denzel Rice, Coastal Carolina vs. Bethune-Cookman (11-30-13)
- 3 Richie Sampson, Coastal Carolina at Montana (12-7-13)

PASSES DEFENDED

- 3 Donald Porter (1 INT, 2 PBU), Stony Brook vs. Albany (11-26-11)
- 3 Davonte Anderson (2 INT, 1 PBU), Stony Brook vs. Villanova (11-24-12)
- 3 Denzel Rice (3 PBU), Coastal Carolina vs. Bethune-Cookman (11-30-13)
- 3 Richie Sampson (3 PBU), Coastal Carolina at Montana (12-7-13)
- 3 Kenny Scott (1 INT, 2 PBU), Liberty at James Madison (11-29-14)
- 3 Kamron Summers (1 INT, 2 PBU), Coastal Carolina vs. Richmond (12-6-14)

TACKLES

- 15 Quinn Backus (10 S, 5 A), Coastal Carolina vs. Bethune-Cookman (11-30-13)
- 15 Mike McClure (6 S, 9 A), Coastal Carolina at North Dakota State (12-14-13)
- 15 Solomon Brown (6 S, 9 A), Charleston Southern vs. The Citadel (12-5-15)

SOLO TACKLES

- 10 Quinn Backus, Coastal Carolina vs. Bethune-Cookman (11-30-13)
- 10 Kamron Summers, Coastal Carolina vs. Bethune-Cookman (11-30-13)

SACKS

- 2.0 Dante Allen, Stony Brook at Montana State (12-1-12)
- 2.0 Richie Sampson, Coastal Carolina vs. Bethune-Cookman (11-30-13)

TACKLES FOR LOSS

- 3.0 Grant Nakwaasah, Stony Brook at Sam Houston State (12-3-11)
- 3.0 Quinn Backus, Coastal Carolina vs. Bethune-Cookman (11-30-13)
- 3.0 Richie Sampson, Coastal Carolina vs. Bethune-Cookman (11-30-13)
- 3.0 Anthony Ellis, Charleston Southern at Jacksonville State (12-11-15)

FUMBLE RETURN YARDS

58 Nick Newman, Liberty at Villanova (12-6-14)

FUMBLE RETURN TOUCHDOWNS

- 1 Mike McClure, Coastal Carolina vs. Bethune-Cookman (11-30-13)
- 1 Nick Newman, Liberty at Villanova (12-6-14)

FORCED FUMBLES

2 Johnnie Houston, Coastal Carolina at Bethune-Cookman (11-24-12)

FUMBLE RECOVERIES/RETURNS

2 Anthony Ellis, Charleston Southern vs. The Citadel (12-5-15)

BLOCKED KICKS

- 1 Christian Ricard (punt), Stony Brook at Sam Houston State (12-3-11)
- 1 Marcus Williamson (field goal), Coastal Carolina vs. The Citadel (11-28-15)

POINTS SCORED KICKING

10 John Lunsford (1 PAT, 3 FG), Liberty at Villanova (12-6-14)

FIELD GOAL ATTEMPTS

- 3 Wesley Skiffington, Stony Brook vs. Villanova (11-24-12)
- 3 John Lunsford, Liberty at Villanova (12-6-14)

FIELD GOALS MADE

3 John Lunsford, Liberty at Villanova (12-6-14)

Big South FCS Playoff Game Records



FIELD GOAL PERCENTAGE (min. 3 attempts)

100.0 John Lunsford (3-of-3), Liberty at Villanova (12-6-14)

MOST 50-YARD FIELD GOALS

- 1 John Lunsford (56), Liberty at James Madison (11-29-14)
- 1 John Lunsford (50), Liberty at Villanova (12-6-14)

PAT KICKS ATTEMPTED

- 6 Alex Catron (5-of-6), Coastal Carolina vs. Bethune-Cookman (11-30-13)
- 6 Alex Catron (6-of-6), Coastal Carolina at Montana (12-7-13)

PAT KICKS MADE

- 6 Alex Catron (6-of-6), Coastal Carolina at Montana (12-7-13)

PAT KICKS PERCENTAGE (min. 5 attempts)

- 100.0 Alex Catron (6-of-6), Coastal Carolina at Montana (12-7-13)
- 100.0 Alex Catron (5-of-5), Coastal Carolina at Old Dominion (12-1-12)
- 100.0 Ryan Granger (5-of-5), Coastal Carolina vs. The Citadel (11-28-15)

PUNTS

- 9 Truett Burns, Charleston Southern vs. The Citadel (12-5-15)

PUNTING YARDS

- 312 Austin Cain (8 punts), Coastal Carolina at North Dakota State (12-14-13)

PUNTING AVERAGE (min. 3 punts)

- 45.8 Wesley Skiffington (5 for 229), Stony Brook at Montana State (12-1-12)

PUNT RETURNS

- 4 Jordan Gush, Stony Brook at Sam Houston State (12-3-11)

PUNT RETURN YARDS

- 29 Niccolo Mastromatteo, Coastal Carolina vs. Western Illinois (11-27-10)

PUNT RETURN AVERAGE (2-3 returns)

- 9.7 Niccolo Mastromatteo (3 for 29), Coastal Carolina vs. Western Illinois (11-27-10)

PUNT RETURN AVERAGE (min. 4 returns)

- 4.3 Jordan Gush (4 for 17), Stony Brook at Sam Houston State (12-3-11)

KICKOFF RETURNS

- 8 Tre Henderson, Coastal Carolina at Old Dominion (12-1-12)
- 8 Darius Hammond, Charleston Southern at Jacksonville State (12-11-15)

KICKOFF RETURN YARDS

- 295 Darius Hammond (8 returns), Charleston Southern at Jacksonville St. (12-11-15)

KICKOFF RETURN AVERAGE (2-4 returns)

- 60.0 Devin Brown (2 for 120), Coastal Carolina at North Dakota State (12-13-14)

KICKOFF RETURN AVERAGE (min. 5 returns)

- 36.9 Darius Hammond (8 for 295), Charleston Southern at Jacksonville St. (12-11-15)

KICKOFF RETURN TOUCHDOWNS

- 1 Devin Brown, Coastal Carolina at North Dakota State (12-13-14)

TEAM

POINTS SCORED

- 48 Coastal Carolina vs. Bethune-Cookman (11-30-13)

TOUCHDOWNS SCORED

- 7 Coastal Carolina vs. Bethune-Cookman (11-30-13)

TOTAL OFFENSE

- 577 Coastal Carolina (162 R, 415 P) vs. The Citadel (11-28-15)

TOTAL OFFENSIVE PLAYS

- 95 Coastal Carolina (54 R, 41 P) vs. Richmond (12-6-14)

TOTAL OFFENSE YARDS PER PLAY

- 9.31 Coastal Carolina (62 for 577) vs. The Citadel (11-28-15)

RUSHING YARDS

- 316 Coastal Carolina vs. Richmond (12-6-14)

RUSHING ATTEMPTS

- 58 Stony Brook vs. Villanova (11-24-12)

YARDS PER RUSH (min. 20 attempts)

- 5.86 Coastal Carolina (37 for 217) vs. Bethune-Cookman (11-30-13)

RUSHING TOUCHDOWNS

- 3 Coastal Carolina at Montana (12-7-13)
- 3 Liberty at James Madison (11-29-14)
- 3 Coastal Carolina vs. Richmond (12-6-14)
- 3 Coastal Carolina at North Dakota State (12-13-14)
- 3 Charleston Southern at Jacksonville State (12-11-15)

PASSING YARDS

- 415 Coastal Carolina vs. The Citadel (11-28-15)

PASSING COMPLETIONS

- 24 Coastal Carolina at Appalachian State (11-25-06)

PASSING ATTEMPTS

- 41 Coastal Carolina at Appalachian State (11-25-06)
- 41 Coastal Carolina vs. Richmond (12-6-14)

PASS COMPLETION PERCENTAGE (min. 25 attempts)

- 67.7 Coastal Carolina (21-of-31) vs. The Citadel (11-28-15)

TOUCHDOWN PASSES

- 4 Coastal Carolina vs. Bethune-Cookman (11-30-13)

INTERCEPTIONS THROWN

- 4 Coastal Carolina vs. Western Illinois (11-27-10)

AVERAGE YARDS PER COMPLETION (5-9 completions)

- 25.11 Stony Brook (9 for 226) at Sam Houston State (12-3-11)

AVERAGE YARDS PER COMPLETION (min. 10 completions)

- 21.50 Stony Brook (12 for 258) vs. Albany (11-26-11)

FIRST DOWNS

- 28 Coastal Carolina at Old Dominion (12-1-12)

FIRST DOWNS RUSHING

- 16 Stony Brook vs. Villanova (11-24-12)

FIRST DOWNS PASSING

- 18 Coastal Carolina vs. Western Illinois (11-27-10)

FIRST DOWNS BY PENALTY

- 4 Stony Brook at Sam Houston State (12-3-11)
- 4 Liberty at James Madison (11-29-14)

FUMBLES LOST

- 3 Stony Brook at Montana State (12-1-12)

TURNOVER GIVEAWAYS

- 5 Coastal Carolina (4 INT, 1 FUM) vs. Western Illinois (11-27-10)

FEWEST RUSHING YARDS ALLOWED

- 54 Coastal Carolina vs. Richmond (12-6-14)

FEWEST PASSING YARDS ALLOWED

- 32 Coastal Carolina vs. The Citadel (2 completions), 11-28-15

FEWEST TOTAL OFFENSE YARDS ALLOWED

- 267 Charleston Southern vs. The Citadel (199 R, 68 P), 12-5-15

FEWEST PLAYS ALLOWED

- 60 Stony Brook vs. Villanova (271 total yards), 11-24-12

FEWEST TOTAL OFFENSE YARDS PER PLAY ALLOWED

- 4.11 Charleston Southern vs. The Citadel (65 for 267), 12-5-15

FEWEST COMPLETIONS ALLOWED

- 2 Coastal Carolina vs. The Citadel (11-28-15)

LOWEST COMPLETION PERCENTAGE ALLOWED (1-9 attempts)

- 33.3 Coastal Carolina vs. The Citadel (2-of-6), 11-28-15

LOWEST COMPLETION PERCENTAGE ALLOWED (10-19 attempts)

- 42.1 Liberty at Villanova (8-of-19), 12-6-14

LOWEST COMPLETION PERCENTAGE ALLOWED (20+ attempts, min)

- 39.1 Coastal Carolina at Bethune-Cookman (9-of-23), 11-24-12

INTERCEPTIONS

- 2 Coastal Carolina vs. Western Illinois (11-27-10)
- 2 Stony Brook vs. Albany (11-26-11)
- 2 Stony Brook vs. Villanova (11-24-12)
- 2 Coastal Carolina vs. Richmond (12-6-14)

INTERCEPTION RETURN YARDS

- 68 Coastal Carolina at Bethune-Cookman (11-24-12)

YARDS PER INTERCEPTION RETURN (min. 2 int.)

- 20.5 Coastal Carolina (2 for 41) vs. Western Illinois (11-27-10)

INTERCEPTION RETURN TOUCHDOWNS

- 1 Coastal Carolina vs. Western Illinois (11-27-10)
- 1 Coastal Carolina at Bethune-Cookman (11-24-12)

QUARTERBACK SACKS

- 5 Coastal Carolina vs. Bethune-Cookman (11-30-13)

TACKLES FOR LOSS

- 12 Coastal Carolina vs. Bethune-Cookman (11-30-13)

FUMBLES RECOVERED

- 5 Charleston Southern vs. The Citadel (12-5-15)

FUMBLE RETURN TOUCHDOWNS

- 1 Coastal Carolina vs. Bethune-Cookman (11-30-13)
- 1 Liberty at Villanova (12-6-14)

TURNOVER TAKEAWAYS

- 6 Charleston Southern (1 INT, 5 FR) vs. The Citadel (12-5-15)

POINTS SCORED KICKING

- 10 Liberty at Villanova (12-6-14)

FIELD GOAL ATTEMPTS

- 3 Stony Brook vs. Villanova (11-24-12)
- 3 Coastal Carolina vs. Richmond (12-6-14)
- 3 Liberty at Villanova (12-6-14)

FIELD GOALS MADE

- 3 Liberty at Villanova (12-6-14)

FIELD GOAL PERCENTAGE (min. 3 attempts)

- 100.0 Liberty (3-of-3) at Villanova (12-6-14)

PAT KICKS ATTEMPTED

- 7 Coastal Carolina vs. Bethune-Cookman (11-30-13)

PAT KICKS MADE

- 6 Coastal Carolina vs. Bethune-Cookman (11-30-13)
- 6 Coastal Carolina at Montana (12-7-13)

PAT KICKS PERCENTAGE (min. 6 attempts)

- 100.0 Coastal Carolina (6-of-6) at Montana (12-7-13)

PUNTS

- 9 Charleston Southern vs. The Citadel (12-5-15)

PUNTING YARDS

- 312 Coastal Carolina (8 punts) at North Dakota State (12-14-13)

PUNTING AVERAGE (min. 3 punts)

- 45.8 Stony Brook (5 for 229) at Montana State (12-1-12)

PUNT RETURNS

- 4 Stony Brook at Sam Houston State (12-3-11)

PUNT RETURN YARDS

- 29 Coastal Carolina (3 returns) vs. Western Illinois (11-27-10)

PUNT RETURN AVERAGE (min. 3 returns)

- 9.7 Coastal Carolina (3 for 29) vs. Western Illinois (11-27-10)

KICKOFF RETURNS

- 9 Charleston Southern at Jacksonville State (12-11-15)

KICKOFF RETURN YARDS

- 335 Charleston Southern (9 returns) at Jacksonville State (12-11-15)

KICKOFF RETURN AVERAGE (3-4 returns)

- 26.0 Liberty (4 for 104) at Villanova (12-6-14)

KICKOFF RETURN AVERAGE (min. 5 returns)

- 37.2 Charleston Southern (9 for 335) at Jacksonville State (12-11-15)

KICKOFF RETURN TOUCHDOWNS

- 1 Coastal Carolina at North Dakota State (12-13-14)

TWO-POINT CONVERSIONS

- 2 Coastal Carolina vs. Richmond (12-6-14)

PENALTIES

- 9 Stony Brook at Sam Houston State (12-3-11)

PENALTY YARDS

- 84 Stony Brook at Sam Houston State (12-3-11)

MOST COMBINED TOTAL OFFENSE

- 1,212 Coastal Carolina (540) at Old Dominion (672), 12-1-12

MOST COMBINED TOTAL PLAYS

- 167 Coastal Carolina (95) vs. Richmond (72), 12-6-14

MOST COMBINED PASSING YARDS

- 849 Coastal Carolina (352) at Old Dominion (497), 12-1-12

MOST COMBINED RUSHING YARDS

- 756 Charleston Southern (250) at Jacksonville State (506), 12-11-15

MOST COMBINED POINTS SCORED

- 98 Coastal Carolina (35) at Old Dominion (63), 12-1-12

LARGEST MARGIN OF VICTORY

- 24 Coastal Carolina (48) vs. Bethune-Cookman (24), 11-30-13

TIME OF POSSESSION

- 39:32 Stony Brook vs. Villanova (11-24-12)

MOST POINTS SCORED, FIRST QUARTER

- 21 Coastal Carolina vs. Bethune-Cookman (11-30-13)

MOST POINTS SCORED, SECOND QUARTER

- 21 Coastal Carolina at Montana (12-7-13)

MOST POINTS SCORED, FIRST HALF

- 35 Coastal Carolina at Montana (12-7-13)

MOST POINTS SCORED, THIRD QUARTER

- 22 Coastal Carolina vs. Richmond (12-6-14)

MOST POINTS SCORED, FOURTH QUARTER

- 21 Charleston Southern at Jacksonville State (12-11-15)

MOST POINTS SCORED, SECOND HALF

- 28 Coastal Carolina at Appalachian State (11-25-06)
- 28 Charleston Southern at Jacksonville State (12-11-15)

FEWEST POINTS ALLOWED, FIRST QUARTER

- 0 Coastal Carolina vs. Western Illinois (11-27-10)
- 0 Coastal Carolina at Bethune-Cookman (11-24-12)
- 0 Stony Brook vs. Villanova (11-24-12)
- 0 Liberty at James Madison (11-29-14)
- 0 Coastal Carolina vs. Richmond (12-6-14)
- 0 Liberty at Villanova (12-6-14)

FEWEST POINTS ALLOWED, SECOND QUARTER

- 0 Stony Brook at Sam Houston State (12-3-11)
- 0 Coastal Carolina at Bethune-Cookman (11-24-12)
- 0 Stony Brook vs. Villanova (11-24-12)
- 0 Coastal Carolina at Montana (12-7-13)
- 0 Coastal Carolina vs. Richmond (12-6-14)
- 0 Coastal Carolina vs. The Citadel (11-28-15)
- 0 Charleston Southern vs. The Citadel (12-5-15)

FEWEST POINTS ALLOWED, FIRST HALF

- 0 Coastal Carolina at Bethune-Cookman (11-24-12)
- 0 Stony Brook vs. Villanova (11-24-12)
- 0 Coastal Carolina vs. Richmond (12-6-14)

FEWEST POINTS ALLOWED, THIRD QUARTER

- 0 Coastal Carolina vs. Western Illinois (11-27-10)
- 0 Coastal Carolina at Bethune-Cookman (11-24-12)
- 0 Coastal Carolina vs. Bethune-Cookman (11-30-13)
- 0 Coastal Carolina at North Dakota State (12-14-13)
- 0 Liberty at James Madison (11-29-14)
- 0 Liberty at Villanova (12-6-14)
- 0 Charleston Southern vs. The Citadel (12-5-15)

FEWEST POINTS ALLOWED, FOURTH QUARTER

- 0 Stony Brook vs. Albany (11-26-11)
- 0 Liberty at James Madison (11-29-14)

FEWEST POINTS ALLOWED, SECOND HALF

- 0 Liberty at James Madison (11-29-14)

LARGEST LEAD, BIG SOUTH TEAM

- 31 Coastal Carolina (41-10) vs. Bethune-Cookman (11-30-13)

LARGEST LEAD, BY OPPONENT

- 34 North Dakota State (48-14) vs. Coastal Carolina (12-14-13)

LARGEST COMEBACK DEFICIT TO TIE GAME/TAKE LEAD

- 18 Stony Brook vs. Albany, 11-26-11 (down 28-10 to take 31-28 lead)



TOP 5 LONGEST PLAYS

LONGEST RUSH FROM SCRIMMAGE

- 65 Brock Jackolski, Stony Brook at Sam Houston State (12-3-11)
- 53 Aundres Perkins, Coastal Carolina at Appalachian State (11-25-06)
- 51t Lorenzo Taliaferro, Coastal Carolina at Montana (12-7-13)
- 50t De'Angelo Henderson, Coastal Carolina vs. Richmond (12-6-14)
- 47 Miguel Maysonet, Stony Brook vs. Villanova (11-24-12)

LONGEST RUSH FROM SCRIMMAGE, QUARTERBACK

- 29 Aramis Hillary, Coastal Carolina at Old Dominion (12-1-12)
- 25 Zach MacDowall, Coastal Carolina vs. Western Illinois (11-27-10)
- 23 Tyler Thigpen, Coastal Carolina at Appalachian State (11-25-06)
- 22 Alex Ross, Coastal Carolina vs. The Citadel (11-28-15)
- 21 Alex Ross, Coastal Carolina at Montana (12-7-13)

LONGEST PASS COMPLETION

- 91t Alex Ross to Bruce Mapp, Coastal Carolina vs. The Citadel (11-28-15)
- 86t Alex Ross to DeMario Bennett, Coastal Carolina at Montana (12-7-13)
- 59 Aramis Hillary to Jeremy Height, Coastal Carolina at Old Dominion (12-1-12)
- 55t Kyle Essington to Brock Jackolski, Stony Brook vs. Albany (11-26-11)
- 50 Alex Ross to Tyrell Blanks, Coastal Carolina vs. Bethune-Cookman (11-30-13)

LONGEST INTERCEPTION RETURN

- 68t Johnnie Houston, Coastal Carolina at Bethune-Cookman (11-24-12)
- 28 Davonte Anderson, Stony Brook at Montana State (12-1-12)
- 24 Dominique Davenport, Coastal Carolina vs. Western Illinois (11-27-10)
- 18 Kamron Summers, Coastal Carolina vs. Richmond (12-6-14)
- 17t Dominique Davenport, Coastal Carolina vs. Western Illinois (11-27-10)
- 17 Davonte Anderson, Stony Brook vs. Villanova (11-24-12)

LONGEST FUMBLE RETURN

- 58t Nick Newman, Liberty at Villanova (12-6-14)
- 39t Mike McClure, Coastal Carolina vs. Bethune-Cookman (11-30-13)

LONGEST FIELD GOAL

- 56 John Lunsford, Liberty at James Madison (11-29-14)
- 50 John Lunsford, Liberty at Villanova (12-6-14)
- 39 Wesley Skiffington, Stony Brook vs. Albany (11-26-11)
- 38 Wesley Skiffington, Stony Brook at Montana State (12-1-12)
- 37 Wesley Skiffington, Stony Brook vs. Villanova (11-24-12)

LONGEST FIELD GOAL ATTEMPT

- 56 John Lunsford, Liberty at James Madison, 11-29-14 (good)
- 50 John Lunsford, Liberty at Villanova, 12-6-14 (good)
- 48 Wesley Skiffington, Stony Brook vs. Albany, 11-26-11 (no good)
- 45 Wesley Skiffington, Stony Brook vs. Villanova, 11-24-12 (no good)
- 39 Wesley Skiffington, Stony Brook vs. Albany, 11-26-11 (good)

LONGEST PUNT

- 57 Wesley Skiffington, Stony Brook at Sam Houston State (12-3-11)
- 57 Wesley Skiffington, Stony Brook vs. Villanova (11-24-12)
- 56 Austin Cain, Coastal Carolina at North Dakota State (12-13-14)
- 55 Austin Cain, Coastal Carolina at North Dakota State (12-14-13)
- 52 Wesley Skiffington, Stony Brook vs. Albany (11-26-11)
- 52 Wesley Skiffington, Stony Brook at Montana State (12-1-12)
- 52 Trey Turner, Liberty at Villanova (12-6-14)

LONGEST PUNT RETURN

- 17 Niccolo Mastromatteo, Coastal Carolina vs. Western Illinois (11-27-10)
- 14 Dakota Kelly, Liberty at James Madison (11-29-14)
- 13 Zach Silverberg, Coastal Carolina at North Dakota State (12-13-14)
- 11 Jordan Gush, Stony Brook at Sam Houston State (12-3-11)

LONGEST KICKOFF RETURN

- 98t Devin Brown, Coastal Carolina at North Dakota State (12-13-14)
- 84 Darius Hammond, Charleston Southern at Jacksonville State (12-11-15)
- 72 Alpha Jalloh, Liberty at Villanova (12-6-14)
- 67 Darius Hammond, Charleston Southern at Jacksonville State (12-11-15)
- 55 Tre Henderson, Coastal Carolina at Old Dominion (12-1-12)

COACH	SCHOOL	YEARS (SEASONS)	BIG SOUTH	PCT	OVERALL	PCT	PLAYOFFS	PCT
David Bennett	Coastal Carolina	9 (2003-11)	27-16	.628	63-39	.618	0-2	.000
Danny Rocco	Liberty	6 (2006-11)	26-5	.839	47-20	.701	--	--
Chuck Priore	Stony Brook	5 (2008-12)	24-5	.828	36-23	.610	2-2	.500
Steve Patton	Gardner-Webb	9 (2002-10)	23-17	.575	54-45	.545	--	--
Jay Mills	Charleston Southern	10 (2003-12)	18-31	.367	48-63	.432	--	--
Joe Moglia	Coastal Carolina	4 (2012-15)	17-5	.773	41-13	.759	4-4	.500
TURNER GILL	Liberty	4 (2012-present)	16-6	.727	29-19	.604	1-1	.500
JAMEY CHADWELL	Charleston Southern	3 (2013-present)	12-4	.750	28-10	.737	1-1	.500
Sparky Woods	VMI	6 (2008-13)	8-26	.235	15-52	.224	--	--
HAROLD NICHOLS	Presbyterian	7 (2009-present)	8-32 ^	.200	17-60 ^	.221	--	--
Ken Karcher	Liberty	4 (2002-05)	7-8	.467	15-30	.333	--	--
KEVIN CALLAHAN	Monmouth	2 (2014-present)	4-7	.364	11-11	.500	--	--
CARROLL MCCRAY	Gardner-Webb	3 (2013-present)	4-12	.250	15-20	.429	--	--
Cal McCombs	VMI	3 (2003-05)	4-8	.333	9-25	.265	--	--
Ron Dickerson, Jr.	Gardner-Webb	2 (2011-12)	4-8	.333	7-15	.318	--	--
Al Seagraves	Elon	1 (2002)	2-1	.667	4-7	.364	--	--
BRIAN BOHANNON	Kennesaw State	1 (2015-present)	2-4	.333	6-5	.545	--	--
David Dowd	Charleston Southern	1 (2002)	0-3	.000	4-8	.333	--	--
Jim Reid	VMI	2 (2006-07)	0-8	.000	3-19	.136	--	--

^ - Wins during the 2010 season were forfeited due to the use of a player that was declared ineligible following the season. The overall and coach totals have been adjusted.

Records listed are based on years as an official Conference opponent only

Active Big South coaches in **BOLD CAPS**

BIG SOUTH FOOTBALL TEAM-BY-TEAM ANNUAL RECORDS (current members only)

CHARLESTON SOUTHERN									
Big South						Overall			
YEAR	W	L	PCT	W	L	PCT	COACH		
2002	0	3	.000	4	8	.333	David Dowd (4-8, 0-3)		
2003	0	4	.000	1	11	.083	Jay Mills		
2004	1	3	.250	5	5	.500	Jay Mills		
2005	3	1	.750	7	4	.636	Jay Mills		
2006	2	2	.500	9	2	.818	Jay Mills		
2007	1	3	.250	5	6	.455	Jay Mills		
2008	3	2	.600	7	5	.583	Jay Mills		
2009	4	2	.667	6	5	.545	Jay Mills		
2010	1	5	.167	3	8	.273	Jay Mills		
2011	0	6	.000	0	11	.000	Jay Mills		
2012	3	3	.500	5	6	.455	Jay Mills (48-63, 18-31)		
2013	3	2	.600	10	3	.769	Jamey Chadwell		
2014	3	2	.600	8	4	.667	Jamey Chadwell		
2015	6	0	1.000	10	3	.769	Jamey Chadwell (28-10, 12-4)		
TOTALS	30	38	.441	80	81	.497			

GARDNER-WEBB									
Big South				Overall					
YEAR	W	L	PCT	W	L	PCT	COACH		
2002	3	0	1.000	9	1	.900	Steve Patton		
2003	4	0	1.000	8	4	.667	Steve Patton		
2004	2	2	.500	5	6	.455	Steve Patton		
2005	2	2	.500	5	6	.455	Steve Patton		
2006	2	2	.500	6	5	.545	Steve Patton		
2007	2	2	.500	5	6	.455	Steve Patton		
2008	2	3	.400	5	6	.455	Steve Patton		
2009	3	3	.500	6	5	.545	Steve Patton		
2010 ^	3	3	.500	5	6	.455	Steve Patton (54-47, 23-17)		
2011	2	4	.333	4	7	.364	Ron Dickerson Jr.		
2012	2	4	.333	3	8	.273	Ron Dickerson Jr. (7-15, 4-8)		
2013	2	3	.400	7	5	.583	Carroll McCray		
2014	0	5	.000	4	8	.333	Carroll McCray		
2015	2	4	.333	4	7	.364	Carroll McCray (15-20, 4-12)		
TOTALS	31	37	.456	76	80	.487			

^ - credited with Conference and overall win from a forfeit due to the use of an opposing player that was declared ineligible following the season. The overall and coach totals have been adjusted.

KENNESAW STATE									
Big South			Overall						
YEAR	W	L	PCT	W	L	PCT	COACH		
2015	2	4	.333	6	5	.545	Brian Bohannon		

LIBERTY									
Big South				Overall					
YEAR	W	L	PCT	W	L	PCT	COACH		
2002	1	2	.333	2	9	.182	Ken Karcher		
2003	3	1	.750	6	6	.500	Ken Karcher		
2004	3	1	.750	6	5	.545	Ken Karcher		
2005	0	4	.000	1	10	.091	Ken Karcher (15-30, 7-8)		
2006	2	2	.500	6	5	.545	Danny Rocco		
2007	4	0	1.000	8	3	.727	Danny Rocco		
2008	5	0	1.000	10	2	.833	Danny Rocco		
2009	5	1	.833	8	3	.727	Danny Rocco		
2010	5	1	.833	8	3	.727	Danny Rocco		
2011	5	1	.833	7	4	.636	Danny Rocco (47-20, 26-5)		
2012	5	1	.833	6	5	.545	Turner Gill		
2013	4	1	.800	8	4	.667	Turner Gill		
2014	4	1	.800	9	5	.642	Turner Gill		
2015	3	3	.500	6	5	.545	Turner Gill (29-19, 16-6)		
TOTALS	49	19	.721	91	69	.569			

MONMOUTH							
Big South				Overall			
YEAR	W	L	PCT	W	L	PCT	COACH
2014	1	4	.200	6	5	.545	Kevin Callahan
2015	3	3	.500	5	6	.455	Kevin Callahan
TOTALS	4	7	.364	11	11	.500	

PRESBYTERIAN COLLEGE									
Big South						Overall			
YEAR	W	L	PCT	W	L	PCT	COACH		
2007	--	--	--	6	5	.545	Bobby Bentley		
2008	--	--	--	4	8	.333	Bobby Bentley (10-13)		
2009	0	6	.000	0	11	.000	Harold Nichols		
2010 *	0	6	.000	0	11	.000	Harold Nichols		
2011	3	3	.500	4	7	.364	Harold Nichols		
2012	0	6	.000	2	9	.182	Harold Nichols		
2013	1	4	.200	3	8	.273	Harold Nichols		
2014	3	2	.600	6	5	.545	Harold Nichols		
2015	1	5	.167	2	9	.182	Harold Nichols (17-60, 8-32)		
TOTALS	8	32	.200	27	73	.270			

MOST WINS

12	Coastal Carolina	2013
12	Coastal Carolina	2014
10	Coastal Carolina	2004
10	Liberty	2008
10	Stony Brook	2012
10	Charleston Southern	2013
10	Charleston Southern	2015
9	several tied with	

MOST CONFERENCE WINS

6	Stony Brook	2011
6	Charleston Southern	2015
5	Liberty	2008
5	Liberty	2009
5	Stony Brook	2009
5	Stony Brook	2010
5	Liberty	2010
5	Coastal Carolina	2010
5	Liberty	2011
5	Stony Brook	2012
5	Liberty	2012
5	Coastal Carolina	2012

BEST UNDEFEATED STARTS TO SEASON

11-0	Coastal Carolina	2014
9-0	Charleston Southern	2006
9-0	Coastal Carolina	2013
7-0	Charleston Southern	2013
7-0	Coastal Carolina	2015
6-0	Liberty	2008
5-0	Charleston Southern	2014

UNDEFEATED CONFERENCE SEASONS

6-0	Stony Brook	2011
6-0	Charleston Southern	2015
5-0	Liberty	2008
4-0	Gardner-Webb	2003
4-0	Coastal Carolina	2004
4-0	Coastal Carolina	2006
4-0	Liberty	2007
3-0	Gardner-Webb	2002

LONGEST WIN STREAK, OVERALL

14	Charleston Southern	Oct. 15, 2005 - Nov. 4, 2006
11	Liberty	Oct. 20, 2007 - Oct. 11, 2008
11	Coastal Carolina	Aug. 30, 2014 - Nov. 15, 2014
10	Coastal Carolina	Sept. 25, 2004 - Sept. 10, 2005
9	Gardner-Webb	Sept. 14, 2002 - August 30, 2003
9	Stony Brook	Sept. 24, 2011 - Nov. 26, 2011
9	Coastal Carolina	Aug. 31, 2013 - Nov. 2, 2013

LONGEST WIN STREAK, REGULAR SEASON GAMES ONLY

14	Charleston Southern	Oct. 15, 2005 - Nov. 4, 2006
14	Coastal Carolina	Oct. 20, 2012 - Nov. 2, 2013
11	Liberty	Oct. 20, 2007 - Oct. 11, 2008
11	Coastal Carolina	Aug. 30, 2014 - Nov. 15, 2014
10	Coastal Carolina	Sept. 25, 2004 - Sept. 10, 2005
10	Stony Brook	Sept. 24, 2011 - Sept. 8, 2012

LONGEST WIN STREAK, SINGLE SEASON

11	Coastal Carolina	2014
9	Charleston Southern	2006
9	Stony Brook	2011
9	Coastal Carolina	2013
8	Coastal Carolina	2004
8	Coastal Carolina	2006
8	Charleston Southern	2015

LONGEST CONFERENCE GAME WIN STREAK

16	Liberty	Nov. 11, 2006 - Nov. 14, 2009
11	Stony Brook	Oct. 8, 2011 - Nov. 3, 2012
9	CHARLESTON SOUTHERN Nov. 1, 2014 - present	
8	Coastal Carolina	Nov. 22, 2003 - Oct. 29, 2005
8	Coastal Carolina	Oct. 20, 2012 - Oct. 26, 2013
7	Gardner-Webb	Oct. 5, 2002 - Nov. 8, 2003
7	Liberty	Oct. 26, 2013 - Nov. 8, 2014

LONGEST HOME WIN STREAK

13	Stony Brook	Sept. 24, 2011 - Nov. 24, 2012
13	Coastal Carolina	Oct. 27, 2012 - Nov. 15, 2014
12	Coastal Carolina	Sept. 11, 2004 - Nov. 12, 2005
12	Charleston Southern	Oct. 15, 2005 - Oct. 6, 2007
11	Gardner-Webb	August 31, 2002 - Nov. 15, 2003
11	Liberty	Nov. 4, 2006 - Oct. 11, 2008
10	Liberty	Oct. 3, 2009 - Sept. 17, 2011

LONGEST CONFERENCE HOME WIN STREAK

18	Liberty	Nov. 11, 2006 - Nov. 10, 2012
13	Stony Brook	Nov. 15, 2008 - Nov. 3, 2012
8	Coastal Carolina	Oct. 23, 2004 - Nov. 10, 2007
7	Coastal Carolina	Oct. 27, 2012 - Nov. 15, 2014
5	Liberty	Oct. 19, 2002 - Oct. 30, 2004
4	Gardner-Webb	Oct. 12, 2002 - Oct. 23, 2004
4	Charleston Southern	Nov. 12, 2005 - Nov. 4, 2006
4	CHARLESTON SOUTHERN Nov. 8, 2014 - present	

LONGEST ROAD WIN STREAK

7	Coastal Carolina	Aug. 30, 2014 - Nov. 8, 2014
5	Liberty	Oct. 20, 2007 - Oct. 4, 2008
5	Charleston Southern	Aug. 31, 2013 - Oct. 12, 2013
4	Gardner-Webb	Sept. 21, 2002 - Nov. 9, 2002
4	Charleston Southern	Nov. 5, 2005 - Oct. 7, 2006
4	Coastal Carolina	Oct. 20, 2012 - Nov. 24, 2012
4	Coastal Carolina	Aug. 31, 2013 - Oct. 19, 2013
4	Liberty	Oct. 11, 2014 - Nov. 29, 2014
4	Charleston Southern	Sept. 26, 2015 - Nov. 7, 2015

LONGEST CONFERENCE ROAD WIN STREAK

7	Liberty	Nov. 18, 2006 - Nov. 14, 2009
5	Stony Brook	Oct. 22, 2011 - Oct. 27, 2012
5	Liberty	Nov. 17, 2012 - Nov. 22, 2014
5	Charleston Southern	Nov. 1, 2014 - present
4	Gardner-Webb	Oct. 5, 2002 - Oct. 18, 2003
4	Coastal Carolina	Nov. 22, 2003 - Oct. 22, 2005
4	Coastal Carolina	Oct. 20, 2012 - Oct. 19, 2013

LONGEST WIN STREAK AGAINST ONE BIG SOUTH OPPONENT (LEAGUE GAMES ONLY)

8	Gardner-Webb	vs. VMI (2003 - 2010)
8	Liberty	vs. VMI (2006 - 2013)
8	Liberty	vs. Charleston Southern (2006 - 2013)
8	Liberty	vs. Gardner-Webb (2007 - 2014)
7	Coastal Carolina	vs. Gardner-Webb (2004 - 2010)
7	Coastal Carolina	vs. Presbyterian (2009 - 2015)
5	Coastal Carolina	vs. VMI (2009 - 2013)
4	Coastal Carolina	vs. VMI (2004 - 2007)
4	Charleston Southern	vs. VMI (2006 - 2009)

TOP 20 SINGLE-SEASON HOME ATTENDANCE (TOTAL)

105,215	Liberty	2013	(7 games)
102,098	Liberty	2014	(6 games)
98,515	Liberty	2011	(6 games)
97,910	Liberty	2012	(6 games)
94,950	Liberty	2015	(5 games)
92,026	Liberty	2008	(7 games)
89,587	Liberty	2009	(6 games)
85,140	Liberty	2007	(6 games)
73,149	Liberty	2010	(5 games)
66,765	Liberty	2006	(6 games)
61,729	Coastal Carolina	2015	(7 games)
52,920	Kennesaw State	2015	(6 games)
52,278	Coastal Carolina	2013	(7 games)
50,784	Liberty	2004	(6 games)
48,805	Coastal Carolina	2006	(6 games)
46,775	Coastal Carolina	2014	(6 games)
46,569	Coastal Carolina	2010	(6 games)
45,096	Coastal Carolina	2007	(6 games)
43,500	Coastal Carolina	2004	(7 games)
42,594	Liberty	2002	(6 games)

TOP 10 AVERAGE HOME ATTENDANCE

18,990	Liberty	2015	(5 games)
17,016	Liberty	2014	(6 games)
16,419	Liberty	2011	(6 games)
16,318	Liberty	2012	(6 games)
15,031	Liberty	2013	(7 games)
14,931	Liberty	2009	(6 games)
14,630	Liberty	2010	(5 games)
14,190	Liberty	2007	(6 games)
13,147	Liberty	2008	(7 games)
11,128	Liberty	2006	(6 games)

COMBINED TOTAL HOME ATTENDANCE

291,162	2015 (7 teams)	40 home dates
271,054	2012 (7 teams)	40 home dates
269,220	2011 (7 teams)	38 home dates
262,929	2013 (6 teams)	37 home dates
260,998	2008 (7 teams)	41 home dates
232,835	2014 (6 teams)	34 home dates
229,497	2010 (7 teams)	36 home dates
227,263	2009 (7 teams)	35 home dates
209,668	2007 (5 teams)	28 home dates
191,476	2006 (5 teams)	28 home dates
157,465	2004 (5 teams)	28 home dates
141,981	2005 (5 teams)	31 home dates
140,593	2003 (5 teams)	29 home dates
101,185	2002 (4 teams)	23 home dates

COMBINED AVERAGE HOME ATTENDANCE

7,488	2007 (5 teams)	28 home dates
7,279	2015 (7 teams)	40 home dates
7,106	2013 (6 teams)	37 home dates
7,085	2011 (7 teams)	38 home dates
6,848	2014 (6 teams)	34 home dates
6,838	2006 (5 teams)	28 home dates
6,776	2012 (7 teams)	40 home dates
6,493	2009 (7 teams)	35 home dates
6,375	2010 (7 teams)	36 home dates
6,366	2008 (7 teams)	41 home dates
5,624	2004 (5 teams)	28 home dates
4,848	2003 (5 teams)	29 home dates
4,580	2005 (5 teams)	31 home dates
4,399	2002 (4 teams)	23 home dates

TOP 10 LARGEST HOME CROWDS, BIG SOUTH GAME (home team listed first)

20,393	Liberty vs. Kennesaw State, 10-24-15
20,217	Liberty vs. Gardner-Webb, 10-25-14
19,111	Liberty vs. Coastal Carolina, 10-15-11
18,955	Liberty vs. Coastal Carolina, 11-19-15
18,911	Liberty vs. Coastal Carolina, 10-19-13
18,587	Liberty vs. Charleston Southern, 10-9-10
18,334	Liberty vs. VMI, 11-2-13
18,239	Liberty vs. Gardner-Webb, 10-6-12
17,266	Liberty vs. VMI, 11-5-11
16,441	Liberty vs. Gardner-Webb, 11-6-10

TOP 25 HOME CROWDS OVER 10,000 (home team listed first; Big South years only)

22,551	Liberty vs. Montana, 9-19-15
20,838	Liberty vs. Richmond, 10-4-14
20,393	Liberty vs. Kennesaw State, 10-24-15
20,217	Liberty vs. Gardner-Webb, 10-25-14
19,314	Liberty vs. Savannah State, 10-2-10
19,111	Liberty vs. Coastal Carolina, 10-15-11
18,955	Liberty vs. Coastal Carolina, 11-19-15
18,911	Liberty vs. Coastal Carolina, 10-19-13
18,878	Liberty vs. James Madison, 9-17-11
18,803	Liberty vs. Delaware State, 9-5-15
18,643	Liberty vs. Concord, 10-20-12
18,587	Liberty vs. Charleston Southern, 10-9-10
18,467	Liberty vs. Monmouth, 9-7-13
18,334	Liberty vs. VMI, 11-2-13
18,239	Liberty vs. Gardner-Webb, 10-6-12
17,266	Liberty vs. VMI, 11-5-11
17,139	Liberty vs. Lehigh, 9-22-12
16,873	Liberty vs. Bryant, 9-20-14
16,441	Liberty vs. Gardner-Webb, 11-6-10
16,112	Liberty vs. North Carolina Central, 9-12-09
16,053	Liberty vs. Monmouth, 11-8-14
15,826	Liberty vs. Norfolk State, 9-8-12
15,807	Liberty vs. Kentucky Wesleyan, 9-28-13
15,805	Liberty vs. Robert Morris, 9-10-11
15,782	Liberty vs. Kentucky Wesleyan, 10-1-11

LARGEST HOME CROWD, BY SCHOOL (Big South years only, current members)

Charleston Southern

8,451 vs. The Citadel, 12-5-15

Gardner-Webb

8,490 vs. Appalachian State, 9-23-06

Kennesaw State

9,506 vs. Edward Waters, 9-12-15

Liberty

22,551 vs. Montana, 9-19-15

Monmouth

4,591 vs. Coastal Carolina, 10-24-15

Presbyterian College

6,241 vs. Coastal Carolina, 11-15-08

Big South in the Week-by-Week National Rankings



2002

The Sports Network

	PS	S2	S9	S16	S23	S30	07	014	021	028	N4	N11	N18	N25	FINAL
Gardner-Webb	--	--	--	--	--	--	--	--	--	--	25	22	19	18	22

Coaches Poll (USA Today/ESPN)

	PS	S2	S9	S16	S23	S30	07	014	021	028	N4	N11	N18	N25	FINAL
Gardner-Webb															24

2003

Coaches Poll (USA Today/ESPN)

	PS	S8	S15	S22	S29	06	013	029	027	N3	N10	N17	N24	FINAL
Gardner-Webb	25	--	--	--	--	--	--	--	--	--	--	--	--	--

2004

The Sports Network

	PS	S6	S13	S20	S27	04	011	018	025	N1	N8	N15	N22	FINAL
Gardner-Webb	RV	RV	RV	RV	--	--	--	--	--	--	--	--	--	--
VMI	RV	--	--	--	--	--	--	--	--	--	--	--	--	--
Liberty	--	--	--	--	--	RV	--	--	--	--	--	--	--	--
Coastal Carolina	--	--	--	--	--	--	--	--	RV	RV	24	21	22	24

Coaches Poll (USA Today/ESPN)

	PS	S6	S13	S20	S27	04	011	018	025	N1	N8	N15	N22	FINAL
Gardner-Webb	RV	--	RV	--	RV	--	--	--	--	--	--	--	--	--
Liberty	--	--	--	--	--	RV	--	--	--	--	--	--	--	--
Coastal Carolina	--	--	--	--	--	--	--	--	RV	RV	RV	23	25	24

2005

The Sports Network

	PS	S5	S12	S19	S26	03	010	017	024	031	N7	N14	N21	FINAL
Coastal Carolina	RV	RV	17	RV	RV	19	15	14	13	9	9	9	20	24
Gardner-Webb	RV	--	RV	RV	--	--	--	--	--	--	--	--	--	--

Coaches Poll (USA Today/ESPN)

	PS	S5	S12	S19	S26	03	010	017	024	031	N7	N14	N21	FINAL
Coastal Carolina	RV	--	15	RV	RV	19	16	15	13	8	9	8	20	23
Gardner-Webb	--	--	RV	RV	--	--	--	--	--	--	--	--	--	--

2006

The Sports Network

	PS	S4	S11	S18	S25	02	09	016	023	030	N6	N13	N20	FINAL
Coastal Carolina	25	RV	RV	--	--	--	RV	24	22	17	16	13	13	14
Liberty	--	RV	RV	--	--	--	--	--	--	--	--	--	--	--
Charleston Southern	--	--	--	--	RV	RV	RV	RV	RV	RV	24	RV	RV	RV
Gardner-Webb	--	--	--	--	--	--	--	--	RV	RV	RV	--	--	--

Coaches Poll (CSN)

	PS	S4	S11	S18	S25	02	09	016	023	030	N6	N13	N20	FINAL
Coastal Carolina	--	--	RV	RV	RV	RV	24	24	23	17	14	12	13	9
Charleston Southern	--	--	--	--	--	RV	RV	RV	RV	25	25	RV	--	RV

2007

The Sports Network

	PS	S3	S10	S17	S24	01	08	015	022	029	N5	N12	N19	FINAL
Coastal Carolina	23	RV	--	RV	--	--	--	--	--	--	--	--	--	--
Liberty	RV	RV	RV	RV	--	--	--	--	--	RV	RV	RV	RV	RV
Gardner-Webb	--	RV	--	RV	RV	RV	--	--	--	--	RV	--	--	--

Coaches Poll

	PS	S3	S10	S17	S24	01	08	015	022	029	N5	N12	N19	FINAL
Coastal Carolina	20	RV	RV	--	--	--	--	--	--	--	--	--	--	--
Liberty	RV	RV	RV	--	--	--	--	--	--	--	RV	RV	RV	RV
Charleston Southern	RV	--	--	--	--	--	--	--	--	--	--	--	--	--

2008

The Sports Network

	PS	S1	S8	S15	S22	S29	06	013	020	027	N3	N10	N17	N24	FINAL
Liberty	RV	RV	25	23	25	20	15	14	20	17	25	24	22	14	14
Coastal Carolina	RV	RV	RV	--	--	RV	--	--	--	--	--	--	--	--	--
Stony Brook	--	RV	RV	--	--	--	--	--	--	--	--	--	--	--	--

Coaches Poll

	PS	S1	S8	S15	S22	S29	06	013	020	027	N3	N10	N17	N24	FINAL
Liberty	RV	RV	RV	25	RV	21	16	15	21	17	25	22	20	15	15
Coastal Carolina	RV	--	RV	--	--	--	--	--	--	--	--	--	--	--	--
Stony Brook	--	RV	--	--	--	--	--	--	--	--	--	--	--	--	--

2009

The Sports Network

	PS	S7	S14	S21	S28	05	012	019	026	N2	N9	N16	N23	FINAL
Liberty	RV	RV	RV	25	RV	RV	RV	23	23	16	16	16	22	22
Gardner-Webb	RV	RV	RV	RV	RV	RV	RV	RV	RV	RV	--	--	--	--
Coastal Carolina	RV	RV	--	--	--	--	--	--	--	--	--	--	--	--
Stony Brook	RV	RV	--	--	--	--	--	--	--	RV	RV	--	RV	RV
Charleston Southern	RV	--	--	--	--	--	RV	--	--	--	--	RV	--	--
Presbyterian	RV	--	--	--	--	--	--	--	--	--	--	--	--	--
VMI	--	RV	--	--	RV	--	--	--	--	--	--	--	--	--

Coaches Poll

	PS	S7	S14	S21	S28	05	012	019	026	N2	N9	N16	N23	FINAL
Liberty	RV	24	24	24	RV	RV	RV	RV	24	17	16	17	22	21
Gardner-Webb	--	--	RV	--	RV	RV	--	--	RV	--	--	--	--	--

2010

The Sports Network

	PS	S6	S13	S20	S27	04	011	018	025	N1	N8	N15	N22	FINAL
Liberty	21	19	15	22	25	24	19	17	16	14	12	21	17	21
Gardner-Webb	RV	--	RV	RV	RV	RV	--	--	--	--	--	--	--	--
Coastal Carolina	RV	--	--	--	--	--	--	--	--	--	--	RV	RV	RV
Stony Brook	RV	RV	--	--	--	--	--	--	--	--	--	RV	--	RV
VMI	RV	--	--	--	--	RV	--	--	--	--	--	--	--	--

Coaches Poll

	PS	S6	S13	S20	S27	04	011	018	025	N1	N8	N15	N22	FINAL
Liberty	20	18	14	21	RV	RV	21	14	12	12	11	18	15	19
Gardner-Webb	RV	RV	RV	RV	--	--	--	--	--	--	--	--	--	--
Stony Brook	RV	--	--	--	--	--	--	--	--	--	--	--	--	--
Coastal Carolina	--	--	--	--	--	--	--	--	--	--	--	--	--	RV

2011

The Sports Network

	PS	S5	S12	S19	S26	03	010	017	024	031	N7	N14	N21	FINAL
Liberty	22	24	22	RV	RV	RV	RV	RV	23	22	16	16	24	25
Stony Brook	RV	RV	RV	RV	RV	RV	RV	RV	RV	RV	RV	RV	22	18
Coastal Carolina	RV	RV	RV	--	RV	RV	RV	RV	--	--	--	--	--	--

Coaches Poll

	PS	S5	S12	S19	S26	03	010	017	024	031	N7	N14	N21	FINAL
Liberty	18	21	20	23	RV	RV	RV	RV	24	22	15	16	23	25
Stony Brook	RV	RV	--	--	--	--	--	--	--	--	--	RV	24	16
Coastal Carolina	RV	RV	RV	RV	RV	24	20	RV	--	--	--	--	--	--

2012

The Sports Network

	PS	S3	S10	S17	S24	01	08	015	022	029	N5	N12	N19	FINAL
Stony Brook	17	17	17	20	18	13	11	10	10	9	6	12	10	11
Liberty	RV	RV	RV	--	--	--	--	--	--	--	--	RV	RV	--
Coastal Carolina	--	--	RV	--	--	--	--	--	--	--	--	RV	RV	24

Coaches Poll

	PS	S3	S10	S17	S24	01	08	015	022	029	N5	N12	N19	FINAL
Stony Brook	17	17	16	20	18	13	11	10	9	9	8	13	11	12
Liberty	RV	RV	--	--	--	--	--	--	--	--	--	--	--	--
Coastal Carolina	--	--	--	--	--	--	--	--	--	--	--	--	--	24

2013

The Sports Network

	PS	S2	S9	S16	S23	S30	07	014	021	028	N4	N11	N18	N25	FINAL
Coastal Carolina	25	24	21	15	12	9	8	6	6	6	5	11	11	11	7
Liberty	RV	RV	RV	RV	RV	RV	--	--	--	--	--	RV	RV	RV	RV
Gardner-Webb	--	RV	RV	RV	25	25	RV	RV	RV	--	--	--	RV	RV	RV
Charleston Southern	--	RV	--	--	RV	RV	RV	RV	RV	24	18	13	18	23	24

Coaches Poll

	PS	S2	S9	S16	S23	S30	07	014	021	028	N4	N11	N18	N25	FINAL
Coastal Carolina	21	22	21	15	11	6	6	4	3	3	3	9	7	11	7
Liberty	RV	--	--	--	--	--	--	--	--	--	--	--	--	RV	RV
Gardner-Webb	RV	--	--	RV	RV	24	RV	--	--	--	--	--	--	--	--
Charleston Southern	--	RV	--	--	--	RV	25	24	24	18	16	12	16	20	22

2014

The Sports Network

	PS	S1	S8	S15	S22	S29	06	013	020	027	N3	N10	N17	N24	FINAL
Coastal Carolina	7	5	5	5	3	3	3	4	4	3	3	2	2	6	5
Liberty	RV	RV	RV	24	22	RV	RV	RV	RV	RV	RV	RV	RV	20	17
Charleston Southern	RV	RV	RV	RV	RV	RV	24	23	RV	RV	RV	--	RV	RV	RV
Gardner-Webb	RV	RV	RV	RV	RV	--	--	--	--	--	--	--	--	--	--
Presbyterian	--	--	--	RV	RV	RV	RV	RV	RV	RV	--	--	--	--	--

Coaches Poll

	PS	S1	S8	S15	S22	S29	06	013	020	027	N3	N10	N17	N24	FINAL
Coastal Carolina	6	4	5	5	3	3	3	3	3	2	2	1	1	6	5
Liberty	RV	RV	RV	RV	23	RV	--	RV	RV	RV	RV	RV	RV	23	17
Charleston Southern	RV	RV	RV	RV	25	24	23	22	RV	RV	--	RV	RV	RV	RV
Presbyterian	--	--	--	--	--	--	RV	--	RV	RV	--	--	RV	--	--

2015

STATS LLC

	PS	S7	S14	S21	S28	O5	O12	O19	O26	N2	N9	N16	N23	FINAL
Coastal Carolina	5	3	2	2	2	2	3	2	2	8	4	4	10	16
Liberty	15	15	15	10	18	15	22	RV	RV	RV	--	--	RV	RV
Charleston Southern	RV	RV	RV	RV	RV	RV	RV	RV	24	15	11	9	9	6
Kennesaw State	--	--	--	--	--	--	--	RV	RV	RV	--	--	--	--
Monmouth	--	--	--	--	--	--	--	RV	--	--	--	--	--	--

Coaches Poll

	PS	S7	S14	S21	S28	O5	O12	O19	O26	N2	N9	N16	N23	FINAL
Coastal Carolina	5	1	1	1	1	1	1	1	1	8	4	4	9	17
Liberty	14	13	14	10	18	15	22	RV	RV	--	--	--	--	RV
Charleston Southern	RV	RV	RV	RV	RV	RV	23	20	24	13	8	8	7	7



WORLD'S BEST SELLING FOOTBALL.

From high school to college, the GST is the ball of choice for players at all levels. Accurate Control Lacing (ACL™) and deeper pebble leather provide a great snap, a strong throw, and a sure catch. More Grip. More Tech. More Win. **Get more at wilson.com**

THE OFFICIAL BALL OF THE BIG SOUTH CONFERENCE.



Wilson®

MORE WIN.™