



2022 MEDIA GUIDE

OF Jalen Garcia
2021 Pioneer League Rookie of the Year



Manager
Jim Rigglesman



TABLE OF CONTENTS



Club Information	2
League Information	3
Coaching Staff	5
Player Biographies	6-18
Jordan Barth, Beaux Bonvillain	6
Jean Correa, Logan Dubbe	7
Jalen Garcia, Jack Goonan	8
Allante Hall, Colin Kelly	9
Sean Kiley, Jacob Kline	10
Yasnier Laureano, Augie Martinez	11
Brandon Mason, Brian Parreira	12
Christian Pena, Al Pesto	13
Tristan Peterson, Mitch Piatnik	14
Kelvan Pilot, Darrien Ragins	15
Jackson Raper, Kenny Stewart	16
Crews Taylor, Nick Ultsch	17
Cory Wills, Gabe Wurtz	18
Roster Breakdown	19
Pioneer League Teams	21-29
Boise Hawks	21
Glacier Range Riders	22
Grand Junction Rockies	23
Great Falls Voyagers	24
Idaho Falls Chukars	25
Missoula Paddleheads	26
Northern Colorado Owlz	27
Ogden Raptors	28
Rocky Mountain Vibes	29
2021 In Review	31-37
Pioneer League In Review	31
Season Synopsis	32
2021 Results	33-34
2021 Stats	35-37
Mustangs History	
Mustangs All-Time Seasons	39
Billings to the Hall	40
Mustangs in MLB	41-42
Yearly Leaders	43-44
Season Records	45-48
Career Records	49
League Leaders	50
Playoff History	51-53
No-Hitters	54
All-Time Roster	55-62

The Billings Mustangs Media Guide was produced by Mustangs Director, Broadcasting and Media Relations Brennan Mense. Information is derived from the Pioneer League record book (2021 edition), Baseball Reference, Stats Crew, Billings Gazette archives, records from players' respective previous organizations, and team yearbooks that were compiled from 1950-2010 by the late Phyllis Holt. All sources are greatly appreciated.



CLUB INFORMATION 2



MUSTANGS QUICK FACTS

Founded	1948
First Game	April 27, 1948 (L 13-0 @ Pocatello)
League	Pioneer League (1948-63, 69-Present)
Class	Independent (2021-Pres.) Rookie (1969-2020) Class A (1963) Class C (1948-62)
Ballpark	Dehler Park
Capacity	3,071
Opened	July 1, 2008 vs. Missoula
Largest Crowd	Dehler Park: 4,861 (June 18, 2012 vs. Missoula) Cobb Field: 5,985 (April 24, 1952 vs. Idaho Falls)
League Titles (15)	1950, '54, '59, '62, '72, '73, '78, '83, '92, '93, '94, '97, '01, '03, '14
Division Titles (10)	1980, '83, '84, '92, '93, '94, '97, '99, '01, '03
All-Time Record	3,096–2,757 (.529)* *as of end of 2021 season

CONTACT INFORMATION

Stadium Address Dehler Park, 2611 9th Ave. North, Billings, MT 59101
Mailing Address Post Office Box 1553, Billings, MT 59103
Phone Number (406) 252-1241 **Fax** (406) 252-2968
Email Address mustangs@billingsmustangs.com
Website www.billingsmustangs.com



Billings Mustangs



@Mustangs



billingsmustangsbaseball

MUSTANGS FRONT OFFICE

Owner & President, Main Street Baseball..... Dave Heller
General Manager..... Gary Roller
Director, Stadium Operations..... Matt Schoonover
Director, Broadcasting and Media Relations..... Brennan Mense
Director, Food and Beverage Services..... Curt Prchal
Director, Field Operations..... Sam Sheets
Head Groundskeeper In Memoriam..... John Barta
Manager, Community Relations..... Brandon Stinson
Clubhouse Operations..... Harrison Faulk
Clubhouse Operations..... Bryce Peterson
Public Address Announcer..... Sarah Spangle
Official Scorer..... Evan O'Kelly
Mascot..... Homer

DEHLER PARK DETAILS

First Game	July 1, 2008 (W 9-7 vs. Missoula)
First HR	Michael Konstanty, Billings (5th inning grand slam, 7/1/08)
Cost	\$13.7 million
Namesake	Jon Dehler, Billings businessman who donated \$1 million towards stadium construction in honor of his father, Billy Joe
Seating	2,571 fixed seats, 500 bleacher seats, grass berm

DEHLER PARK DIMENSIONS

Left Field Line	329 feet
Left-Center Field	392 feet (unlisted, unofficial)
Deep Left-Center Field	422 feet (unlisted, unofficial)
Center Field	410 feet
Right-Center Field	356 feet (unlisted, unofficial)
Right Field Line	350 feet
Backstop	48 feet
Elevation	3,127 feet

Seating Areas	Adult Single Game	Adult Season
Club Box	\$14	\$576
Dugout Box	\$11	\$432
Field Box	\$8	\$288
General Admission	\$6	n/a

Seating Areas	Child/Sr. Single Game	Child/Sr. Season
Club Box	\$14	\$576
Dugout Box	\$10	\$384
Field Box	\$7	\$240
General Admission	\$6	n/a

Children 3-12 years of age.
Seniors 60+ years of age.



Designates areas with accessible seating.


3 LEAGUE INFORMATION



President Mike Shapiro

PIONEER LEAGUE STAFF

President..... Mike Shapiro
Commissioner..... Jim McCurdy
Executive Vice President..... Henry Hunter
Dir. of League Administration..... Rachel Blackman
Dir. of Business Operations..... Josh Gonzalez
Mgr. of Player Development..... Aaron Bond



Mailing Address: 1111 Diamond Valley Drive, Suite 105 Windsor, CO 80550 Commissioner Jim McCurdy

LEAGUE ALIGNMENT

North	South
Billings Mustangs	Boise Hawks
Glacier Range Riders*	Grand Junction Rockies
Great Falls Voyagers	Northern Colorado Owlz**
Idaho Falls Chukars	Ogden Raptors
Missoula Paddleheads	Rocky Mountain Vibes

*Expansion team beginning play in 2022

**Formerly Orem Owlz; did not play in 2021

MILEAGE

	BIL	BOI	GF	GJ	GRR	IDF	MIS	NC	OGD	RM
BIL		625	218	637	420	338	345	508	517	621
BOI	625		585	628	486	288	359	775	312	891
GF	218	585		855	225	362	169	725	539	839
GJ	637	628	855		919	495	807	298	319	310
GRR	420	486	225	919		426	126	964	603	1078
IDF	338	288	362	495	426		314	545	180	661
MIS	345	359	169	807	126	314		851	490	965
NC	508	775	725	298	964	545	851		466	126
OGD	517	312	539	319	603	180	490	466		579
RM	621	891	839	310	1078	661	965	126	579	

FAST FACTS

Founded	1939 (DNP 1942-45, 2020)
Teams	10
Season Length	96 Games
2021 Champion	Missoula Paddleheads
Most Titles	Billings Mustangs (15)





MEET THE MUSTANGS

5 COACHING STAFF



35 — Manager Jim Riggleman



Former MLB manager Jim Riggleman joins the Mustangs for his first season in Billings. He brings 45 years of professional baseball experience, including 37 years coaching and 23 as a manager. The 69-year-old managed and coached several former Mustangs during seven seasons in the Cincinnati organization, including four years on the Cincinnati coaching staff, which ended with a stint as interim manager for the Reds for most of the 2018 season. Most recently, he served as bench coach for the 2019 New York Mets.

Riggleman managed in the majors for the San Diego Padres, Chicago Cubs, Seattle Mariners, Washington Nationals, and Cincinnati Reds, compiling a career 726-904 (.445) record over parts of 13 seasons and making the postseason once, earning the NL Wild Card berth with the 1998 Chicago Cubs.

Riggleman also has managed in the minors at St. Petersburg, Arkansas, Las Vegas, Pensacola, and Louisville, going 756-771 (.495) and managing two playoff teams. He was originally drafted in the 4th round of the 1974 MLB Draft by the Los Angeles Dodgers and played eight seasons as a third baseman and outfielder in the Dodgers and Cardinals organizations, batting .268 with 76 homers in his career, reaching as high as Triple-A.

Other MLB Coaching Stints


- 1989-90 — St. Louis Cardinals (1B Coach)
- 2000 — Cleveland Indians (3B Coach)
- 2001-04 — Los Angeles Dodgers (Bench Coach)
- 2008 — Seattle Mariners (Bench Coach)
- 2009 — Washington Nationals (Bench Coach)
- 2015-18 — Cincinnati Reds (Bench Coach)
- 2019 — New York Mets (Bench Coach)

MANAGERIAL RECORD

YEAR	TEAM	LEVEL	W	L	PLACE
1983	St. Petersburg	A	70	64	2
1984	St. Petersburg	A	71	73	3
1985	Arkansas	AA	64	70	3*
1986	Arkansas	AA	67	67	3
1987	Arkansas	AA	72	63	2
1988	Arkansas	AA	67	69	3
1991	Las Vegas	AAA	65	75	5
1992	Las Vegas	AAA	74	70	2*
1992	San Diego**	MLB	4	8	3
1993	San Diego	MLB	61	101	7
1994	San Diego	MLB	47	70	4
1995	Chicago (NL)	MLB	73	71	3
1996	Chicago (NL)	MLB	76	86	4
1997	Chicago (NL)	MLB	68	94	5
1998	Chicago (NL)	MLB	90	73	2*
1999	Chicago (NL)	MLB	67	95	6
2008	Seattle**	MLB	36	54	4
2009	Washington**	MLB	33	42	5
2010	Washington	MLB	69	93	5
2011	Washington	MLB	38	37	3
2012	Pensacola	AA	68	70	4
2013	Louisville	AAA	69	75	3
2014	Louisville	AAA	68	75	4
2018	Cincinnati**	MLB	64	80	5
MLB RECORD			726	904	.445
MINOR LEAGUE RECORD			756	771	.495
PROFESSIONAL RECORD			1482	1675	.469

*Denotes playoff appearance
**Denotes term as interim manager

6 — Hitting Coach Dan Radison 51 — Pitching Coach David Peterson



Dan Radison comes to Billings for his first year after nearly 40 years in professional baseball. The 71-year-old has managed 12 minor league seasons (1984-92, 2000, '03, and '06), compiling a 622-552 (.530) record, leading six playoff teams and piloting the 1991 Albany-Colonie Yankees to an Eastern League title.

Radison also has extensive MLB coaching experience. He served on Jim Riggleman's staffs in San Diego (1993-94), Chicago (1995-99), and Washington (2010). He also was a minor league coach and roving instructor for the New York Yankees from 2000-09, first base then assistant hitting coach for the Houston Astros in 2012-13, and hitting coach for Corpus Christi in 2015-16.

Radison also coached collegiately from 1977-83. He played at Southern Illinois, reaching the 1971 College World Series, and played from 1972-74 in the St. Louis Cardinals system after being a tenth-round selection in the 1972 MLB Draft.



David Peterson joins the Mustangs for his first season in Billings and his eighth in professional baseball. The 31-year-old most recently served as the manager of the traveling Houston Apollos of the American Association in 2021, going 17-83, but spoiling Lincoln's playoff hopes by winning their last two games. Previously he managed in the Pecos League from 2017-20, guiding the Garden City Wind (2017, '19), California City Whiptails (2018) and Salina Stockade (2020), going a combined 111-103 and reaching the postseason in his final three seasons in the Pecos League.

5 — Third Base Coach Drew Rossi



Drew Rossi comes to Billings for his first season on the Mustangs staff. The 33-year-old comes from the scouting ranks, where he has served as a pro scout for the Chicago Cubs since 2020. Before that, he worked two years as a Tampa Bay Rays scout, preceded by three years in minor league operations for the Pittsburgh Pirates. An alum of Mitchell College, Rossi played briefly in independent ball in 2011 and 2014, as well as one game in the Pirates system in 2016.

Medical Staff

- Athletic Trainers:** Tori Atencio (2nd year), McKenna Peterson (1st year)
Team Physicians: Dr. James S. Elliott, MD, Dr. Steven J. Knepps, MD, Dr. Josh Bowler, MD, Dr. Luke Sugden, DO
Team Optometrist: Dr. Brian Linde, OD



Bats - R Throws - R — Born: August 26, 1998 (23) — Hometown: Cold Spring, MN

2022: Signed with Billings on May 31



Augustana: Played five seasons for Augustana University (NCAA Division II) in Sioux Falls, SD...Appeared in 222 games, batting .379 with 42 home runs and 219 RBI...Also stole 38 bases...Finished his career as Augustana's all-time leader in

hits (332), doubles (73) and RBI, while finishing second in runs scored (217) and home runs...**2022:** Started all 61 games and hit .380 with 15 homers and 52 RBI...Added 13 stolen bases in 16 attempts...Homered two on March 26 vs. Bemidji State...Went 3-for-4 with two homers and four RBI April 9 at Southwest Minnesota...Homered and drove in six on May 11 vs. University of Mary...Homered twice the following day vs. Winona State...Recorded 25-game hit streak with 10 HR and 31 RBI from April 12-May 20...Was named First Team All-Northern Sun Intercollegiate Conference selection for the

third time...**2021:** Appeared in all 49 games and hit .342 with 10 homers and 50 RBI...Hit two homers and drove in sev-

en March 25 vs. Southwest Minnesota St...Was 4-for-6 with two homers and five RBI April 3 vs. Bemidji State...Homered twice vs. Sioux Falls on April 21...Was an All-NSIC First Team selection...**2020:** Appeared in 13 games in shortened season, batting .471 with one home run and 11 RBI... Hit safely in all 13 games...**2019:** Played in 40 games and hit .422 with nine homers and 45 RBI...Went 6-for-6 with four doubles, a homer and eight RBI March 11 vs. Northwood, setting school record for doubles in a game and tying school records for hits and RBI...Recorded four-hit efforts vs. Lindenwood on February 17 and Southwest Minnesota on April 3, homering in both games...Missed nearly a month from April 6-May 3...Earned First Team All-NSIC honors...**2018:** Played in 61 games, batting .362 with seven home runs and 61 RBI...Homered twice vs. Morningside on March 15...Went 10-for-36 (.278) in nine NCAA Tournament games...Helped lead Vikings to the NCAA Division II College World Series championship...Was named NSIC Freshman of the Year and earned Second Team All-Conference honors.

Personal: Born on August 26, 1998 in St. Cloud, Minnesota...Parents are Chris and Meadow Barth...Graduated from Rocori High School in Cold Spring, MN...Was a three-year starter and earned All-State honors...Shares an alma mater with former NFL wide receiver Eric Decker...Attended same university as 1958-59 Mustang Bruce Haroldson...Majored in sports management with a minor in coaching.

PROFESSIONAL CAREER STATS

YEAR	TEAM	G	AB	R	H	2B	3B	HR	RBI	SB	CS	BB	K	AVG	OBP	SLG
– Has no professional experience –																

Bats - L Throws - L – Born: August 26, 1998 (23) – Hometown: Bryant, AR



2022: Signed with Billings on May 13

Central Oklahoma: Pitched three seasons at the University of Central Oklahoma (NCAA Division II) in Edmond, OK...Appeared in 49 games (four starts), going 5-0 with a 3.03 ERA for his career...Walked 23 batters and struck out 98 over 65.1 career innings (13.5 K/9)...Also notched 11 saves in a UCO uniform...**2022:** Went 3-0 with a 3.22 ERA in 24 games (four starts)...Walked nine batters and struck out 47 over 36.1 innings...Earned 3.0-inning save March 5 vs. Rogers State...Tossed 4.0 scoreless innings and earned the win March 15 vs. Northeastern State...Struck out five and earned the win with 3.0 shutout innings on March 29 @ Northeastern State...**2021:** Went 2-0 with a 3.93 ERA in 16 games...Walked nine and struck out 30 in 18.1 innings...Notched six saves...Worked season-high 2.2 innings and earned win March 20 @ Missouri Southern State...Threw five straight scoreless outings (6.2 IP) and earned three saves from April 24-May 14...**2020:** Made nine appearances in abbreviated season, posting a 0.84 ERA in 10.2 innings...Recorded three saves...Walked five and struck out 21 (17.7 K/9)...Struck out career-high six over 2.2 scoreless innings in season debut vs. Missouri Southern State...Ended sea-

son with six straight scoreless outings, allowing just one hit and no walks with 13 strikeouts over 6.0 innings

Crowder: Pitched one season at Crowder College (NJCAA) in Neosho, MO...**2019:** Went 6-2 with a 4.10 ERA in 14 games (seven starts)...Walked 19 and struck out 44 in 41.2 innings...Struck out career-high seven over 4.0 innings vs. Allen County on February 22...Twirled 5.0-inning complete-game shutout vs. Three Rivers on April 1, allowing two hits...Earned win in four straight outings from April 1-20...Committed to Central Oklahoma on January 24, 2019

Central Arkansas: Pitched one season at University of Central Arkansas (NCAA Division I) in Conway, AR...**2018:** Appeared in two games, firing 3.0 scoreless innings with one walk and two strikeouts...Made collegiate debut with scoreless innings vs. Mississippi Valley State on March 7...Threw 2.0 shutout innings April 10 @ Arkansas Pine Bluff

Personal: Born August 26, 1998 in Bryant, AR...Parents are Lance and Karen Bonvillain and Connie Martindale...Graduated from Bryant High School...Posted 0.74 ERA in 69.2 innings as a senior at Bryant...was part of 2016 7A state championship team as a junior...Was high school teammates with current Washington Nationals prospect Evan Lee...Also played football...Went to same high school as 2005 Mustang and former MLB pitcher Travis Wood... Lists golf as a hobby...Majored in kinesiology at Central Oklahoma

PROFESSIONAL CAREER STATS

YEAR	TEAM	W	L	ERA	G	GS	CG	SHO	SV	IP	H	R	ER	BB	K	WHIP
– Has no professional experience –																

7 PLAYER BIOS



11 — Jean Correa — RHP — 6-1, 170 LBs

Bats - R Throws - R — Born: February 16, 1998 (24) — Hometown: Bolivar, Venezuela



2022: Signed with Billings on May 14

2021: Pitched for Rocky Mountain Vibes...Went 2-8 with a 7.44 ERA in 18 appearances (16 starts)...Walked 34 and struck out 94 batters over 90.2 innings...Led the Vibes in innings pitched and strikeouts...Ranked fourth in the Pioneer League in strikeouts and sixth in innings...Tossed season-high 7.2 innings May 29 @ Billings, allowing two runs on three hits and earning the win...Allowed one earned run over 6.1 innings and earned win June 6 vs. Ogden...Struck out career-high 11 batters over 7.0 innings July 26 @ Idaho Falls...Went 7.0 innings three times and at least 6.0 innings six times

2019: Assigned to Rookie DSL Royals 1...Went 1-3 with a 2.01 ERA in 15 outings (one start)...Also notched two saves...Walked just three batters and struck out 28 over 31.1 innings...Worked season-high 3.2 innings vs. DSL Red Sox 1 on July 6...Earned save by firing 3.0 scoreless innings June 26 @ DSL Marlins...Tossed 3.0 hitless innings and earned win August

13 vs. DSL Dodgers Bautista...Went 25.2 consecutive innings without issuing a walk June 14-August 17...Finished season by allowing one earned run over final 11.2 innings spanning final six appearances

2018: Assigned to Rookie DSL Royals 2...Appeared in four games in relief, going 2-0 with a 4.50 ERA...Walked three and struck out six in 6.0 innings...Earned wins in first two professional outings on August 1 and 9...Tossed 2.0 shutout innings with two strikeouts in August 9 victory over DSL Pirates 2

Personal: Born on February 16, 1998 in Guayana, Venezuela...Signed as a free agent by the Kansas City Royals on October 14, 2017...Was signed by Joelvis Gonzalez...Lives in Bolivar, Venezuela, the hometown of former MLB catcher and first baseman Victor Martinez

PROFESSIONAL CAREER STATS

YEAR	TEAM	W	L	ERA	G	GS	CG	SHO	SV	IP	H	R	ER	BB	K	WHIP
2018	DSL Royals 2 (Rk.)	2	0	4.50	4	0	0	0	0	6.0	6	3	3	3	6	1.50
2019	DSL Royals 1 (Rk.)	1	3	2.01	15	1	0	0	2	31.1	27	10	7	3	28	0.96
2021	Rocky Mountain (Ind.)	2	8	7.33	18	16	0	0	0	90.2	121	95	75	34	94	1.71
TOTAL	3 YEARS	5	11	5.98	37	17	0	0	2	128.0	154	108	85	40	128	1.52

13 — Logan Dubbe — RHP — 5-11, 195 LBs

Bats - L Throws - R — Born: March 22, 1995 (27) — Hometown: Glenelg, MD



2022: Released by Tri-City on May 9...Signed with Billings on May 10

2021 (Joliet): Began season with Joliet Slammers (Frontier League)...Went 3-3 with a 4.43 ERA over eight starts...Walked ten and struck out 47 over 46.2 innings...Allowed two earned runs over 6.0 innings and earned win in season debut June 26 vs. Schaumburg...Tossed 7.0 shutout innings in win over Schaumburg on July 14...Posted season-high eight strikeouts in consecutive starts on July 14 and 20

2021 (Tri-City): Traded to Tri-City ValleyCats (Frontier League) on August 9 for Carson Maxwell...Went 0-2 with a 6.20 ERA in six games (five starts) for Tri-City...Walked ten and struck out 17 in 24.2 innings...Fired 5.0 scoreless innings with five strikeouts September 6 @ New York...Allowed two earned runs in a combined 14.0 innings over final three starts

2020: Pitched for the Tully Monsters of the City of Champions Cup...Went 1-0 with a 2.70 ERA in three games (two starts)...Pitched 13.1 innings, walking four batters and striking out nine

Valdosta State: Pitched 2018 season at Valdosta State University (NCAA Division II) in Valdosta, GA...**2018:** Went 2-4 with a 4.15 ERA in 12 starts...Walked 12 batters and struck out 35 over 60.2 innings...Led team in innings pitched and tied for team lead in starts

Washington College: Played four seasons at Washington College (NCAA Division III) in Chestertown, MD...Went 7-8 with a 2.51 ERA in 26 games (11 starts)...Also earned six saves...Walked 24 and struck out 95 over 97.0 innings...Also played outfield, batting .226 with three homers and 22 RBI over 63 career games...**2017:** Went 3-4 with a 2.58 ERA in nine games (seven starts)...Walked nine and struck out 55 over 52.1 innings...Struck out career-high 11 batters over 8.0 innings vs. Rochester on March 19...Tossed complete game (8.0 IP) with ten strikeouts April 2 @ Franklin & Marshall...**2016:** Made two appearances (one start), going 2-0 with a 2.00 ERA...Walked one and struck out seven in 9.0 IP...Tossed 4.0 shutout innings and earned win in relief in season opener on February 27 vs New Paltz St...**2015:** Appeared in six games, going 0-1 without allowing an earned run in 8.0 innings...Earned team-high four saves...Walked one and struck out nine...Earned saves in four straight outings March 12-April 1...Also started 31 games as a hitter, batting .234 with two homers and 13 RBI...Launched grand slam April 6 vs. Gallaudet...**2014:** Made nine appearances (three starts), going 2-3 with a 3.25 ERA...Walked 13 and struck out 24 in 27.2 innings...Tossed 8.0 innings vs. Haverford on April 19...Logged 51 at bats at the plate, batting .255 with one homer and eight RBI...Recorded two hits and stolen base March 10 @ Navy

Personal: Born on March 22, 1995 in Glenelg, MD...Parents are Dean and Gina Dubbe...Graduated from Glenelg High School, where he also played basketball and earned All-County honors in both sports

PROFESSIONAL CAREER STATS

YEAR	TEAM	W	L	ERA	G	GS	CG	SHO	SV	IP	H	R	ER	BB	K	WHIP
2020	Tully (Ind.)	1	0	2.70	3	2	0	0	0	13.1	13	4	4	4	9	1.28
2021	Joliet (Ind.)	3	3	4.44	8	8	0	0	0	46.2	47	25	23	10	47	1.22
2021	Tri-City (Ind.)	0	2	6.20	6	5	0	0	0	24.2	32	18	17	10	17	1.70
TOTAL	2 YEARS	4	5	4.68	17	15	0	0	0	84.2	92	47	44	24	73	1.37



Bats - R Throws - R — Born: August 3, 1996 (25) — Hometown: Billings, MT



2021: Played for the Billings Mustangs, batting .350 with 16 HR and 75 RBI in 90 games...Stole 29 bases in 39 attempts...Led the Mustangs in hits, runs, homers, steals, doubles, triples, slugging, and OPS...Swatted 13 triples, second in the Pioneer League...Ranked second with 29 steals...Launched first professional homer June 10 vs. Missoula...Hit two homers vs. Boise on July 23 and 26...Swatted two solo homers August 21 vs. Rocky Mountain...Went 4-for-5 July 15 @ Missoula...Finished a double short of the cycle August 7 vs. Missoula and a single shy in the season finale September 10 @ Missoula...Racked up 19-game hitting streak from July 26-August 21...Batted .390 with 15 homers over final 42 games...Was named Pioneer League Rookie of the Year

Montana State-Billings: Played three seasons at Montana State-Billings (NCAA Division II) in Billings, MT...Played 136 career games, batting .346 with 23 homers and 122 RBI...stole a school-record 46 bases...Was a two-time First Team All-GNAC selection...**2019:** Appeared in 47 games, batting .351 with nine homers and 33 RBI...Stole 12 bases in 17 attempts...Notched four hits in second game of season February 16 @ Colorado Mesa...Homered in three straight games May 2-3 vs. Concordia Portland...

Ended season and college career on 23-game hitting streak...**2018:** Played in 47 games, batting .354 with nine homers and 51 RBI...Swiped a school-record 25 bases in 29 attempts...Had at least one RBI in first eight games of the season (15 total)...Hit two homers March 31 @ Central Washington...Had four hits @ Saint Martin's on March 17 and vs. Saint Martin's on April 28...Homered in consecutive GNAC Tournament games on May 10...**2017:** Saw action in 42 games, batting .327 with five homers and 38 RBI...Added nine stolen bases...Swatted first homer March 31 @ Central Washington...Homered and drove in four runs May 5 vs. Central Washington...Drove in 25 runs in final 15 games of the season

Corban: Played one season at Corban University (NAIA) in Salem, OR...**2016:** Played 41 games, batting .294 with one homer and 11 RBI...Swiped six bases in eight attempts...Went 3-for-4 with a homer April 22 vs. Oregon Tech...Also made eight appearances on the mound, going 0-1 with a 6.97 ERA in 10.1 innings...Walked five and struck out eight batters...Tossed 2.2 hitless innings March 20 @ Oregon Tech

Personal: Born August 3, 1996 in Billings, MT...Parents are Chris and Karen Garcia...Is one of four Billings natives to suit up for the Mustangs, joining Nick Carrell (2021), Jason Kummerfeldt (1992), and Travis Teegarden (1989)...Reached out to Mustangs General Manager Gary Roller seeking playing opportunity in 2021, eventually leading to contract offer...Attended Billings Christian School, where he won 11 athletic letters...also played football and basketball...played baseball for Billings Scarlets American Legion team (Montana does not sponsor HS baseball) and was a three-time All-State selection

PROFESSIONAL CAREER STATS

YEAR	TEAM	G	AB	R	H	2B	3B	HR	RBI	SB	CS	BB	K	AVG	OBP	SLG
2021	Billings (Ind.)	90	372	97	130	25	13	16	75	29	10	33	89	.350	.419	.616

Bats - R Throws - R — Born: February 13, 1998 (24) — Hometown: Ayersville, OH



Summer 2021: Pitched for State College Spikes in MLB Draft League...Went 0-1 with a 12.60 ERA in six games...Walked nine and struck out ten batters in 5.0 innings...Also earned one save

Mercyhurst: Played two seasons at Mercyhurst College (NCAA Division II) in Erie, PA...Pitched in 11 games, all in relief, going 0-2 with a 5.23 ERA...Walked six and struck out 16 batters in 10.1 innings...Reocrded six career saves...**2021:** Made ten appearances as a graduate senior out of the bullpen, going 0-2 with a 5.59 ERA...Walked six and struck out 15 batters in 9.2 innings...Also earned four saves...Picked up saves in first two outings of the season on March 7 and 12...Did not allow a run in seven of ten outings...Worked five straight scoreless outings from March 12-April 2...Struck out the side and earned save April 2 vs. Pittsburgh-Johnstown...**2020:** Appeared in one game in abbreviated season, retiring both batters faced with one strikeout March 6 vs. Ohio Dominican

Virginia Tech: Played one season at Virginia Tech (NCAA Division I) in Blacksburg, VA...**2019:** Pitched in eight games, all in relief, notching an 8.44 ERA in 5.1 innings pitched...Walked ten and struck out nine...Did not allow a single hit...Worked a season-high 1.2 innings and struck out three vs. Liberty on March 26...Recorded three straight scoreless outings twice: March 13-26 and April 2-20.

Sinclair CC: Pitched two seasons at Sinclair Community College (NJCAA) in Dayton, Ohio...Made 40 appearances in relief, going 6-3 with a 2.69 ERA...Walked 38 and struck out 79 in 50.2 innings (14.03 K/9)...Earned nine saves...**2018:** Made 18 appearances, going 1-1 with a 3.81 ERA...Walked 19 and struck out 41 batters in 26.0 innings...Nailed down five saves...Retired all five batters with three strikeouts and earned save March 3 vs. McHenry County...Went 3.0 innings with season-high six strikeouts May 9 vs, Cincinnati-Clermont...Helped Sinclair to fifth place finish at NJCAA Division II College World Series...**2017:** Appeared in 22 games, going 5-2 with a 1.46 ERA with four saves...Walked 19 and struck out 38 batters in 24.2 innings...Recorded six straight scoreless outings March 5-25...Struck out five batters in 1.1 innings April 4 @ Vincennes...Fired season-high 2.1 innings April 18 vs. Vincennes...Did not allow an earned run in 13 of final 14 outings

Personal: Born February 13, 1998 in Defiance, Ohio...Parents are Patrick (late) and Sheryl Goonan...Has an older brother, Joe...Attended Ayersville High School in Defiance, OH...Was named All-Ohio as a senior...Shares a hometown with former MLB pitchers Jon Niese and Chad Billingsley

PROFESSIONAL CAREER STATS

YEAR	TEAM	W	L	ERA	G	GS	CG	SHO	SV	IP	H	R	ER	BB	K	WHIP
------	------	---	---	-----	---	----	----	-----	----	----	---	---	----	----	---	------

– Has no professional experience –

9 PLAYER BIOS



28 — Allante Hall — C — 6-0, 175 LBs

Bats - R Throws - R — Born: April 9, 1999 (23) — Hometown: Blue Springs, MO



2022: Signed with Billings on May 24
2021 (Cedar Rapids): Assigned to Class A-Advanced Cedar Rapids (Minnesota Twins affiliate) on June 25...Appeared in two games, going 0-for-1 with an RBI...Logged lone RBI June 30 @ Quad Cities
2021 (FCL Twins): Assigned to the FCL Twins on July 1...Appeared in six games, going 1-for-8 with one RBI...Recorded first professional hit and a walk July 24 @ FCL Red Sox
2021 (Fort Myers): Assigned to Fort Myers Mighty Mussels on August 7...Appeared in two games for Fort Myers, going 1-for-8...Went 1-for-4 on August 8 @ Bradenton...Was released by Minnesota on August 23
2020: Signed as an undrafted free agent with the Minnesota Twins on July 21, 2020
Pensacola State: Played one season for Pensacola State College (NJCAA) in Pensacola, FL...**2020:** Appeared in 13 games, batting .214 with three RBI...Also stole two bases...Recorded two hits in each of first two games of the season...Went 3-for-4 with a double and three RBI against East Central CC on February 19

Howard College: Played one season for Howard College (NJCAA) in Big Spring, TX...**2019:** Played in 22 games, batting .273 with one home run and eight RBI...Stroked two-run double for first collegiate hit February 16 vs, Ranger College...Tripled and reached base four times vs. Grayson College on March 1...Notched two-hit effort March 16 @ New Mexico Military Institute...Scored six runs over final three games of the season April 28-May 4...Reached base four times and scored three runs May 4 @ Luna CC

Personal: Born on April 9, 1999 in Blue Springs, MO...Graduated from Blue Springs High School in Blue Springs, MO...Originally committed to the University of Arkansas out of high school...Shares an alma mater with three MLB players, most notably former pitcher Nick Tepesch

PROFESSIONAL CAREER STATS																
YEAR	TEAM	G	AB	R	H	2B	3B	HR	RBI	SB	CS	BB	K	AVG	OBP	SLG
2021	Cedar Rapids (A+)	2	1	0	0	0	0	0	1	0	0	0	0	.000	.000	.000
2021	FCL Twins (Rookie)	6	8	0	1	0	0	0	1	0	0	1	2	.125	.200	.125
2021	Fort Myers (A)	2	8	0	1	0	0	0	0	0	0	0	4	.125	.125	.125
TOTAL	2 YEARS	71	267	48	84	12	4	12	56	9	3	24	82	.315	.375	.524

54 — Colin Kelly — RHP — 6-7, 230 LBs

Bats - R Throws - R — Born: August 30, 1993 (28) — Hometown: West Nyack, NY



2022: Re-signed with Billings on April 5
2021: Pitched for the Billings Mustangs, going 2-0 with a 4.35 ERA in 14 games in relief...Walked eight and struck out 17 batters in 20.2 innings...Tossed season-high 2.2 innings and earned the win in his Mustangs debut on May 24 @ Idaho Falls...Picked up win in 2.0-inning stint June 5 vs. Great Falls...Threw five straight scoreless outings, spanning 4.2 innings, from June 12-23
2020: Pitched for Rockland Boulders (All-American Baseball Challenge)...had a 15.43 in two games (2.1 IP)...walked one and struck out five batters
2019: Returned for third year with the Santa Fe Fuego (Pecos League)...Saw action in six games, posting a 3.00 ERA in 6.0 innings, walking three and striking out ten...Did not allow a hit or run in final five outings...Did not pitch between June 4 and July 30
2018 (Santa Fe): Pitched second season for Santa Fe, appearing in 22 games and going 2-1 with a 4.50 ERA...Walked eight and struck out 33 in 24.0 innings...Tossed 2.0 scoreless innings May 28 @ Trinidad...Earned wins on June 7 and July 7, both vs. Alpine...Struck out four over 2.0 innings June 14 @ Garden City...Left team in last two weeks of June to pitch for travel team (Hollywood Stars) in Can-Am League
2018 (Hollywood): Appeared in three games for Hollywood Stars (Can-Am League)...Notched 16.20 ERA in 3.1 innings, walking four and striking out one...Tossed 1.2 scoreless innings with a strikeout in final appearance on June 27 @ Quebec
2017 (Gateway): Started season with the Gateway Grizzlies (Frontier League)...Pitched in three games, recording 10.12 ERA in 2.2 innings...walked two and struck out one batter...Made professional debut on May 12 vs. Florence...Threw scoreless inning May 18 @ Normal...Released on May 22

2017 (Santa Fe): Signed with Santa Fe in late May...Went 0-2 with 10.80 ERA in 11 games (six starts)...Walked 14 and struck out 34 in 36.2 innings...Worked 6.2 innings vs. White Sands on July 6...Followed that up with a career-best 7.0 innings of two-run ball with a career-high eight strikeouts July 17 @ Garden City

Catholic: Pitched five seasons at the Catholic University of America (NCAA Division III) in Washington D.C...Went 13-7 with a 4.33 ERA in 52 career games (20 starts)...Walked 44 and struck out 107 batters in 160.0 innings...**2016:** Went 4-3 with a 5.47 ERA as a senior...Pitched 49.1 innings, walking 17 and striking out 38...Threw two complete games...Tossed complete game (7.0 IP) March 26 @ Elizabethtown, allowing one run with six strikeouts...Threw complete-game (7.0 IP) two-hitter April 16 vs. Drew...Twirled 6.0 shutout innings with eight strikeouts in final college start vs. Juniata on April 30...**2015:** Missed entire season due to injury...**2014:** Went 3-2 with a 2.89 ERA in 15 games (four starts)...Walked nine and struck out 29 batters in 37.3 innings...Pitched 7.0 innings of two-run ball and earned win in first start of the season March 11 vs. Ohio Wesleyan...Earned 3.0-inning save April 1 @ Gallaudet...Tossed 5.2 shutout innings April 5 vs. Juniata...**2013:** Went 1-0 with a 6.11 ERA in eight games in relief...Walked four and struck out seven in 17.2 innings...Went 2.2 innings and earned win vs. York on March 1

Personal: Born on August 30, 1993 in West Nyack, NY...Parents are Tom and Maria Kelly...Has two brothers, Tom and Chris...Attended Nanuet High School in Nanuet, NY...Hails from the same hometown as former MLB catcher John Flaherty...Majored in accounting at Catholic

PROFESSIONAL CAREER STATS																
YEAR	TEAM	W	L	ERA	G	GS	CG	SHO	SV	IP	H	R	ER	BB	K	WHIP
2017	Gateway (Ind.)	0	0	10.13	3	0	0	0	0	2.2	5	4	3	2	1	2.63
2017	Santa Fe (Ind.)	0	2	10.80	11	6	0	0	0	36.2	59	51	44	14	34	1.99
2018	Santa Fe (Ind.)	2	1	4.50	22	0	0	0	0	24.0	24	15	12	8	33	1.33
2018	Hollywood (Ind.)	0	0	16.20	3	0	0	0	0	3.1	5	7	6	4	1	2.70
2019	Santa Fe (Ind.)	0	0	3.00	6	0	0	0	0	6.0	2	2	2	3	10	0.83
2020	Rockland (Ind.)	0	0	15.43	2	0	0	0	0	2.1	6	4	4	1	5	3.00
2021	Billings (Ind.)	2	0	4.35	14	0	0	0	0	20.2	18	13	10	8	17	1.26
TOTAL	5 YEARS	4	3	7.62	61	6	0	0	0	95.2	119	96	81	40	101	1.66



Bats - R Throws - R — Born: August 6, 1995 (26) — Hometown: Los Angeles, CA



2019 (Trinidad): Began season with the Trinidad Triggers (Pecos League)...Appeared in nine games (eight starts), going 2-3 with a 6.31 ERA...Walked 20 and struck out 51 over 47.0 innings...Threw 6.0 shutout innings June 12 vs. Santa Fe...Struck out nine over 6.2 innings July 2 vs. White Sands...Logged at least 6.0 innings in five straight starts June 12-July 8

Oberlin College: Pitched four seasons at Oberlin College (NCAA Division III) in Oberlin, OH...Made 42 appearances (36 starts) and went 14-18 with a 4.43 ERA in his career...Walked 85 and struck out 185 over 213.1 innings...**2018:** Went 2-7 with a 5.33 ERA in

14 appearances (nine starts)...Walked 25 and struck out 56 over 50.2 innings...Allowed one hit and struck out 13 over 6.0 innings March 3 vs. Calvin...Went season-high 7.1 innings in final college outing vs. Hiram on May 5...**2017:** Made 11 starts, going 5-3 with a 3.67 ERA...Walked 32 and struck out 62 over 61.1 innings...Tossed complete-game victory with 13 strikeouts April 22 vs. Kenyon...**2016:** Appeared in eight games (seven starts), going 1-5 with a 6.16 ERA...Walked 14 and struck out 33 over 38.0 innings...Struck out 14 and did not allow an earned run over 11.0 innings spanning first two starts of the year...**2015:** Went 6-3 with a 3.41 ERA in nine starts...threw five complete games...Walked 14 and struck out 34 in 63.1 innings...Threw 9.0-inning complete-game victories April 24 @ Hiram and May 14 vs. SUNY Oswego...second game came in an NCAA Tournament regional contest...Threw three straight 7.0-inning complete games March 22-April 12.

Personal: Born on August 6, 1995 in Los Angeles, CA...Parents are Brian and Sandy Kiley...Father is lead monologue writer for Conan O'Brien...Graduated from Harvard-Westlake High School in Los Angeles, CA...Was high school teammates with St. Louis Cardinals pitcher Jack Flaherty...Other Harvard-Westlake alumni include Lucas Giolito, Max Fried, astronaut Sally Ride, and numerous actors, including Jake Gyllenhaal, Mark Harmon, Jason Segel, and Shirley Temple

PROFESSIONAL CAREER STATS

YEAR	TEAM	W	L	ERA	G	GS	CG	SHO	SV	IP	H	R	ER	BB	K	WHIP
2019	Trinidad (Ind.)	2	3	6.32	9	8	0	0	0	47.0	58	41	33	20	51	1.66
2019	High Desert (Ind.)	0	1	4.50	2	0	0	0	0	4.0	8	6	2	0	4	2.00
2021	Portland (Ind.)	0	0	3.66	16	3	0	0	1	39.1	36	20	16	14	51	1.27
TOTAL	2 YEARS	2	4	5.08	27	11	0	0	1	90.1	102	67	51	34	106	1.51

Bats - R Throws - R — Born: May 24, 1999 (22) — Hometown: Akron, OH



Shawnee State: Played three seasons at Shawnee State University (NAIA) in Portsmouth, OH...Played in 113 games, batting .362 with 38 homers and 126 RBI...Slashed .362/.448/.697 for his career...**2022:** Appeared in all 47 games, batting .370 with 17 HR and 51 RBI...Slashed .370/.477/.790...Hit for the cycle March 30 vs. West Virginia Tech...Drove in six runs on March 30 and April 1...Went 5-for-5 with a homer March 25 @ Georgetown College...Hit two homers on April 1 and 16...

Earned First Team All-Mid-South Conference honors for the second straight year...**2021:** Started all 46 games, batting .365

with 20 homers and 66 RBI...Slashed .365/.428/.751...20 homers set a school single-season record...Homered in five of final six games of the season to eclipse 22-year-old mark of 10 homers...Hit two homers on April 12 and 19...Drove in six

final six games of the season to eclipse 22-year-old mark of 19 homers...Hit two homers on April 13 and 19...Drove in six runs @ Wright State-Lake on March 28...Launched grand slam on March 16 vs. West Virginia Tech...Went 4-for-4 with a ho-

mer and five RBI @ Montreat on February 13... Earned First Team All-Mid-South Conference honors...Was also named to the MSC Champions of Character Team...**2020:** Appeared in all 20 games in abbreviated season, batting .333 with one homer and nine RBI...Went 3-for-4 and bashed

first career home run March 3 vs. Ohio Christian...Recorded multi-hit efforts in final six games before season was cut short, including 3-for-3 effort in final game on March 8 vs. Cumberland

Akron: Attended the University of Akron in 2018-19, which did not sponsor baseball at the time (re-launched program for 2020 season)...Played club baseball at Akron...was convinced to transfer to Shawnee State by former Akron catcher Casey Claflin, who also transferred from Akron

Personal: Born on May 24, 1999 in Akron, OH...Parents are Doug and Cristine Kline...Attended Ellet Community Learning Center in Akron, OH...Hit .350 for his high school career...Was a four-year letterwinner for Ellet...was named First Team All-City twice in his career...Named City Player of the Year after batting .397 as a senior...Also led the Orangemen to their first OHSAA District Semifinal appearance since 2003 as a senior...Majored in accounting at Shawnee State and carried 3.92 ERA through his junior year.

PROFESSIONAL CAREER STATS

YEAR	TEAM	G	AB	R	H	2B	3B	HR	RBI	SB	CS	BB	K	AVG	OBP	SLG
------	------	---	----	---	---	----	----	----	-----	----	----	----	---	-----	-----	-----

– Has no professional experience –

11 PLAYER BIOS



43 — Yasnier Laureano — RHP — 6-5, 195 LBs

Bats - R Throws - R — Born: January 13, 1998 (24) — Hometown: Corozal, Puerto Rico



2022: Re-signed with Billings on March 25

2021: Selected in the first round (second overall) by the Billings Mustangs out of a Pioneer League tryout camp draft on July 25...Went 1-0 with 3.80 ERA in nine games (three starts) for the Mustangs, spanning 23.2 innings...Walked 13 batters and struck out 19...Made pro debut on August 6, tossing 1.2 scoreless innings against Missoula...Earned first professional win on August 23 vs. Rocky Mountain, throwing 2.1 scoreless innings...Final three appearances were all starts...worked season-high 5.1 innings and allowed one run in final start of season September 8 at Missoula...Struck out a season-high five batters twice...Was pitching in semi-pro Palmetto Baseball Association before attending tryout camp

Tennessee Wesleyan: Played one season at Tennessee Wesleyan University (NAIA) in Athens, TN... Was teammates with current Mustang Brandon Mason at Tennessee Wesleyan in 2021...**2021:** Appeared in 12 games out of the bullpen with a

3.38 ERA...Walked nine and struck out 22 batters in 18.2 innings...Tossed 3.0 shutout innings with four strikeouts in season opener vs. Marian on February 6...Threw 3.0 perfect innings with four strikeouts @ Cumberland on April 6...Helped team to 53-6 record and NAIA Tournament berth

McCook: Played two seasons at McCook Community College (NJCAA) in McCook, NE...**2020:** Made five appearances (two starts) in abbreviated season, going 1-1 with a 2.77 ERA in 13.0 innings...Walked 18 and struck out 20 batters...Threw 6.0 shutout innings (allowed two hits and six walks) with a career-high 11 strikeouts and earned win March 4 vs. Northeast Community College...**2019:** Saw action in nine games (two starts), going 0-2 with a 12.54 ERA in 9.1 innings...Walked 23 and struck out 12 batters...Notched 2.0 scoreless innings with four strikeouts on March 25 at Northwestern Oklahoma State...originally committed to Southeastern University (Lakeland, FL) for 2020, opted to stay at McCook

Personal: Did not play 2016-18 seasons...Graduated from T.L. Hanna High School in Anderson, SC in 2015...Same alma mater as Baseball Hall of Famer Jim Rice, NFL wide receiver Martavis Bryant, "Friends" actor James Michael Tyler, Chadwick Boseman, and James "Radio" Kennedy...Was early user of now-popular Flatground app...Trained under current Phillies coach Pat Robles, increased velocity from 87 MPH to 95 MPH in one year

PROFESSIONAL CAREER STATS

YEAR	TEAM	W	L	ERA	G	GS	CG	SHO	SV	IP	H	R	ER	BB	K	WHIP
2021	Billings (Ind.)	1	0	3.80	9	3	0	0	0	23.2	24	11	10	13	19	1.56

17 — Augie Martinez — LHP — 5-11, 215 LBs

Bats - L Throws - L — Born: April 22, 1996 (26) — Hometown: Sugar Land, TX



2022: Signed by Billings on May 13

2021 (Tucson): Pitched for Tucson Saguaros (Pecos League)...Went 6-1 with a 3.92 ERA in 10 starts...Walked 26 and struck out 75 in 59.2 innings...Finished second in the Pecos League in ERA and third in strikeouts...Tossed complete game victory with 12 strikeouts June 11 vs. Alpine...Struck out 11 in 5.2 innings June 22 vs. Roswell...Struck out 17 in 147-pitch complete-game victory @ Bakersfield in Pecos League Semifinals on August 10...Also went 9-for-29 (.310) with a home run and four RBI

2021 (Houston): Finished season with Houston Apollos (American Association)...Went 0-3 with 10.21 ERA in three starts...Struck out six and walked 15 in 12.1 innings...Allowed three runs and struck out seven over 4.1 innings in Apollos debut August 23 @ Sioux City...Took no-hitter into the seventh before allowing two runs and two hits over 6.1 innings August 29 @ Kansas City...Played for current Mustangs coach David Peterson

Southwestern Assemblies of God: Played five seasons at Southwestern Assemblies of God (NAIA) in Waxahachie, TX...Went 16-31 with a 6.29 ERA over 69 career games (58 starts)...Tossed eight complete games, including four shutouts...Walked 214

and struck out 316 over 307.2 collegiate innings...**2021:** Went 5-4 with a 5.99 ERA over 15 games (12 starts)...Walked 31 and struck out 85 over 67.2 innings (11.3 K/9)...Threw complete-game four-hitter (7.0 IP) with seven strikeouts vs. Midland on February 27...Struck out season-high 11 batters on March 19 vs. Southwestern Christian...Tossed complete-game shutout (7.0 IP) @ Oklahoma City on March 29...**2020:** Went 2-2 with a 5.00 ERA over 10 appearances (eight starts) in abbreviated season...Walked 27 and struck out 54 in 45.0 innings...Tossed three-hit shutout (7.0 IP) with ten strikeouts vs. Huston-Tillotson on February 21...**2019:** Went 4-9 with a 6.03 ERA in 18 games (15 starts)...Walked 61 and struck out 78 in 74.2 innings...**2018:** Posted 3-9 record with a 6.17 ERA in 13 starts...two of three wins were complete-game shutouts...Walked 50 and struck out 64 in 70 innings...**2017:** Went 2-7 with an 8.40 ERA in 13 games (10 starts)...Walked 45 and struck out 35 in 50.1 innings...Twirled 7.0-inning no-hitter vs. Bacone on March 25, walking one and striking out four

Personal: Born on April 22, 1996 in Sugar Land, TX...Parents are Agustin and Rosa Martinez...Attended Fort Bend Austin High School in Sugar Land, TX

PROFESSIONAL CAREER STATS

YEAR	TEAM	W	L	ERA	G	GS	CG	SHO	SV	IP	H	R	ER	BB	K	WHIP
2021	Tucson (Ind.)	6	1	3.92	10	10	1	0	0	59.2	71	33	26	26	75	1.63
2021	Houston (Ind.)	0	3	10.21	3	3	0	0	0	12.1	15	14	14	6	11	1.70
TOTAL	1 YEAR	6	4	5.07	13	13	1	0	0	71.0	86	47	40	32	86	1.66



18 — Brandon Mason — RHP — 5-9, 180 LBs

Bats - R Throws - R — Born: June, 23 1998 (23) — Hometown: Chattanooga, TN



2022: Signed by Billings on May 13
Tennessee Wesleyan: Pitched two seasons at Tennessee Wesleyan University (NAIA) in Athens, TN...Appeared in 20 games in relief, going 1-1 with a 1.12 ERA in 24.0 innings...Also recorded four saves...Walked 12 and struck out 37 in 24.0 innings...Was teammates with current Mustang Yasnier Laureano at Tennessee Wesleyan in 2021...**2021:** Made 14 appearances, going 0-1 with a 1.29 ERA...Notched two saves...Walked eight and struck out 18 over 14.0 innings...Helped the Bulldogs to a 53-6 record and a berth in the NAIA Tournament...Struck out the side in three separate outings...**2020:** Saw action in six games...Went 1-0 with a 0.90 ERA over 10.0 innings in the abbreviated campaign...Walked four and struck out 19 batters...Struck out the side to earn save February 29 vs. Indiana University-Kokomo
Kentucky State: Played one season at Kentucky State University (NCAA Division II) in Frankfort, KY...**2019:** Pitched in eight games, going 1-1 with a 3.93 ERA...Walked 14 and struck out 29 over 18.1 innings...Struck out five batters in scoreless outings in each of first two outings of the season...Earned win March 2 @ Salem...Struck out six over 3.0 shutout innings and earned save vs. Clark Atlanta on May 2...Tossed 4.0 hitless innings vs. Albany State on May 3...Also saw action in the outfield, batting .276 with one home run, five RBI, and five stolen bases in 36 at bats
Cleveland State CC: Played two seasons at Cleveland State Community College (NJCAA) in Cleveland, TN...Played exclusively as an outfielder, batting .335 with two homers and 32 RBI in 91 games..Also was 13-for-16 in stolen base attempts...**2018:** Appeared in 49 games, batting .333 with one homer and 19 RBI...Successful on 10 of 11 stolen base tries...Homered April 7 vs. Volunteer State...Notched four-hit effort April 28 @ Jackson State CC...Stole three bases March 21 @ Piedmont College...**2017:** Played in 42 games, batting .337 with one homer and 13 RBI...Homered April 29 @ Jackson State CC
Personal: Born on June 23, 1998 in Chattanooga, TN...Parents are Nelson Mason and La’Kisha Smith...Graduated from Chattanooga Christian School in Chattanooga, TN...Batted .399 with three homers, 26 RBI, and 41 stolen bases over his final two seasons...Also played football (WR/S)

PROFESSIONAL CAREER STATS																
YEAR	TEAM	W	L	ERA	G	GS	CG	SHO	SV	IP	H	R	ER	BB	K	WHIP
— Has no professional experience —																

34 — Brian Parreira — C — 6-5, 245 LBs

Bats - L Throws - R — Born: September 21, 1995 (26) — Hometown: Annapolis, MD



2022: Signed with Billings on March 19
2021 (Joliet): Entered season as longest-tenured Joliet Slammer...Batted .191 with eight home runs and 23 RBI in 62 games...Homered three times in four games from June 1-4...Homered in consecutive games June 19-20 @ Gateway...Notched three hits vs. Lake Erie on August 5...Twirled scoreless innings with a walk and strikeout in professional pitching debut June 18 vs. Gateway...Was released on August 24
2021 (Gateway): Signed with Gateway Grizzlies (Frontier League) on August 28...Went 2-for-19 (.105) with two RBI in six games...Recorded RBI in consecutive games @ Windy City on September 7-9...2022 option declined on November 21
2020: Appeared in 26 games for Joliet as part of the City of Champions Cup...Batted .253 with four home runs and 15 RBI...also drew 18 walks, good for a .400 on-base percentage...Joliet won Cup with 20-5 record
2019: Played in 32 games for Joliet, batting .262 with two homers and 13 RBI...Homered on Opening Night (May 9) vs. Windy City...Went 3-for-4 with a homer June 21 vs. River City...Season ended on June 25 due to injury
2018 (Eastside): Made professional debut with Eastside Diamond Hoppers (United Shore Professional Baseball League)...Appeared in 14 games, batting .283 with one home run and seven RBI...Went 3-for-4 and hit first professional homer on June 25 vs. Westside
2018 (Joliet): Signed by Joliet (Frontier League) on August 13...Went 8-for-41 (.195) in 12 games with one RBI...batted .280 with two RBI in eight playoff games as Slammers claimed Frontier League title
USC Aiken: Played three seasons at USC Aiken (NCAA Division II) in Aiken, SC...Batted .303 with 33 homers and 142 RBI in 164 career games, slugging .535...Launched 13 homers in both 2016 and 2018...Had four two-home run games...Hit for the cycle and recorded six RBI 2/27/18 vs. Emmanuel...Drove in six runs 4/19/2017 vs. Newberry...Earned First Team All-Peach Belt Conference selection in 2017 and Second Team honors in 2018
Mt. St. Mary’s: Played freshman season in 2015 at Mt. St. Mary’s (NCAA Division I) in Emmitsburg, MD, batting .229 with 4 HR and 20 RBI in 40 games
Personal: Born on September 21, 1995 in Pearl Harbor, HI...Parents are Frank and Cheryl Parreira...Father Frank pitched in Minnesota Twins system in 1980 before becoming a dentist, serving as a Naval dentist before opening an endodontic practice...Has older sister (Kristin) and brother (Jimmy)...Jimmy attended the Naval Academy and is an F-18 pilot... Graduated from Broadneck HS in Annapolis, MD...Majored in business at USC-Aiken

PROFESSIONAL CAREER STATS																
YEAR	TEAM	G	AB	R	H	2B	3B	HR	RBI	SB	CS	BB	K	AVG	OBP	SLG
2018	Eastside (Ind.)	14	60	6	17	0	1	1	7	0	0	3	3	.283	.318	.367
2018	Joliet (Ind.)	12	41	5	8	3	0	0	1	0	2	4	7	.195	.267	.268
2019	Joliet (Ind.)	32	107	8	28	6	0	2	13	0	0	8	14	.262	.319	.374
2020	Joliet (Ind.)	26	79	15	20	2	1	4	15	1	2	18	15	.253	.400	.456
2021	Joliet (Ind.)	62	204	25	39	5	0	8	23	1	0	24	66	.191	.277	.333
2021	Gateway (Ind.)	6	19	1	2	1	0	0	2	0	0	2	9	.105	.217	.158
TOTAL	4 YEARS	152	510	60	114	17	2	15	61	2	4	59	114	.224	.308	.353

Bats - R Throws - R — Born: February 2, 1998 (24) — Hometown: Davenport, IA



Eastern Illinois: Played three seasons at Eastern Illinois (NCAA Division I) in Charleston, IL, batting .290 with eight homers and 84 RBI over 112 games...**2021:** Appeared in all 48 games as a graduate senior, batting .208 with four home runs and 37 RBI...Notched four RBI against Maryville on April 13...Recorded three RBI against Bellarmine (March 9) and Murray State (March 13)...Finished 10th in NCAA Division I with seven sacrifice flies...Started at first base after primarily playing second and third base the previous two seasons...Was preseason All-Ohio Valley Conference selection...**2020:** Saw action in 13 of 14 games, mostly at second base, batting .241 with no home runs and five RBI...tied for team lead with eight walks...Was preseason All-Ohio Valley Conference selection...**2019:** Played in 51 games, batting .381 with four home runs and 42 RBI...Walked 30 times against just 17 strikeouts...Swatted grand slam vs. VMI on May 18...Recorded four-hit game against

Indian Hills CC: Played two seasons at Indian Hills Community College (NJCAA) in Centerville, IA...Appeared in 75 games, batting .315 with five home runs and 50 RBI in his career...**2018:** Batted .322 with four home runs and 39 RBI in 51 games...Homered in season opener @ Eastern Oklahoma State College on February 9...Swatted grand slam and drove in five runs vs. Metropolitan CC-Maple Woods on March 10...Was named a Second Team All-Iowa Community College Athletic Conference selection...**2017:** Played in 24 games, batting .300 with one homer and 11 RBI in 60 at bats...Swatted two doubles @ Garden City CC in first career start on February 26...Homered and drove in four runs vs. Iowa Western on May 14...Tripled and drove in three runs vs. Wabash Valley on May 22...Started 11 of last 15 games after starting only four of first 45 contests

Personal: Born on February 2, 1998...Graduated from Davenport Central High School in Davenport, IA...Played second base and shortstop in high school...High school has produced 13 NFL players, most notably former San Francisco running back Roger Craig

YEAR	TEAM	G	AB	R	H	2B	3B	HR	RBI	SB	CS	BB	K	AVG	OBP	SLG
— Has no professional experience —																

Bats - R Throws - R — Born: August 23, 1996 (25) — Hometown: Savannah, GA



Southeastern University: Pitched two seasons for Southeastern University (NAIA) in Lakeland, FL...Appeared in 14 games (one start), going 4-0 with a 4.26 ERA for his career...Walked six and struck out 27 over 19.0 innings...**2021:** Pitched in 11 games, going 4-0 with a 5.06 ERA...Logged 16.0 innings, walking four and striking out 22 batters...Struck out the side in a scoreless inning and earned first win February 16 vs. Edward Waters...Pitched 3.2 shutout innings with four strikeouts and earned win February 23 @ Ave Maria...Retired all nine batters with four strikeouts to earn win March 26 vs. Freed-Hardeman...**2020:** Appeared in three games in shortened season...Allowed one unearned run over 3.0 innings with two walks and five strikeouts

Duke: Pitched four seasons at Duke University (NCAA Division I) in Durham, NC...Appeared in 19 games in his career, going 2-0 with a 1.40 ERA...Walked eight and struck out 28 over 25.2 innings...Was part of the winningest senior class in Duke history, with the Class of 2019 winning 143 games...**2019:** Made four appearances, pitching 6.0 scoreless innings...Walked two and struck out seven...Made first appearance in two years with scoreless inning vs. Northwestern on February 23...Tossed 2.0 shutout innings with five strikeouts May 11 vs. Georgia Tech...**2018:** Did not play...**2017:** Missed entire season due to injury...**2016:** Saw action in 15 games in relief, going 2-0 with a 1.83 ERA...Walked six and struck out 21 over 19.2 innings...Tossed season-high 2.1 innings and earned win May 10 vs. Longwood...Twirled 1.2 scoreless innings and eanred win May 19 @ Pittsburgh...Did not allow a run in 11 of 15 outings during season

Personal: Born August 23, 1996 in Lexington, KY...full name is Alfred Edward Pesto III...Parents are Alfred and Pamelo Pesto...Father Alfred played baseball at Spring Hill College from 1982-86...Has one brother, William, who plays baseball at Sewanee...Graduated from Benedictine Military High School in Savannah, GA...Also played at Savannah Country Day School in 2012...As junior led Benedictine to Georgia Class AA baseball title, tossing a complete game victory in the state championship...Majored in history at Duke with a certificate in policy journalism and media studies

YEAR	TEAM	W	L	ERA	G	GS	CG	SHO	SV	IP	H	R	ER	BB	K	WHIP
— Has no professional experience —																



PLAYER BIOS

14

30 – Tristan Peterson – INF – 6-2, 225 LBs

Bats - R Throws - R – Born: July 21, 1997 (24) – Hometown: Tucson, AZ



2022: Traded from Washington (Frontier League) to Billings for a player to be named on March 22
2021: Signed with Washington Wild Things on July 31...Appeared in 30 games, batting .356 with three homers and 16 RBI...Went 4-for-5 August 15 vs. Florence...Swatted first professional home run August 19 vs. Lake Erie...Homered and drove in three runs in season finale on September 12 vs. Sussex County...Appeared in 9 of 10 playoff games, going 5-for-29 (.172) with three RBI...Helped Washington to runner-up finish in Frontier League
Washington State: Played one season at Washington State University (NCAA Division I) in Pullman, WA...**2021:** Started all 49 games as a graduate senior, batting .289 with seven homers and 37 RBI...Went 3-for-4 with homer and four RBI vs. Dixie State on February 27...Did not homer again until May 1 vs. Oregon, kicking off stretch of four straight games (May 1-7) and six of eight games (May 1-14) with a home run...Was an All-Pac 12 selection...Followed Head Coach Brian Green to WSU (coached at New Mexico State in 2019)
New Mexico State: Played two seasons at New Mexico State University (NCAA Division I) in Las Cruces, NM...Appeared in 69 games, batting .367 with 21 homers and 100 RBI...**2020:** Appeared in all 16 games of abbreviated season, batting .250 with one home run and 14 RBI...Hit lone homer February 23 vs. Iona...Was named Second Team Preseason All-American by NCBWA and Perfect Game... **2019:** Played in 53 games, hitting .400 with 20 homers and 90 RBI...Finished second in Division I in RBI and fourth in slugging (.769)...Slashed .400/.510/.769, good for 1.279 OPS... Homered in first three starts, including two-homer, seven-RBI effort February 17 vs. Texas Southern...Went 5-for-6 with three homers and seven RBI vs. CSU-Bakersfield on March 23...Hit grand slam and drove in seven vs. New Mexico on March 26...Launched grand slam vs. Grand Canyon on April 5...Went 4-for-5 with two homers and eight RBI vs. Cal Baptist on May 17...Earned First-Team All-WAC honors...Also named a NCBWA and College Baseball Newspaper All-American... Was a teammate of 2019 First Round pick Nick Gonzales (.432, 16 HR, 80 RBI)
Howard College: Played one season at Howard College (NJCAA) in Big Spring, TX... **2018:** Appeared in 29 games, batting .358 with three homers and 17 RBI...Went 4-for-6 with a home runs and four RBI vs. New Mexico Military on April 13...Went 4-for-5 @ Luna on April 27...Missed 16 games from March 3-30
Kansas State: Played one season at Kansas State University (NCAA Division I) in Manhattan, KS... **2017:** Appeared in 12 games, going 2-for-10 with two RBI
Personal: Born on July 21, 1997 in Tucson, AZ...Parents are Jim and Cheri Peterson...Father Jim wrestled at North Dakota State...Has a younger brother, Cody... Graduated from Canyon del Oro High School in Oro Valley, AZ...Hit .444 with six homers as a senior and was named a MaxPreps Second-Team All-American in 2016...Won 4A State Championship in 2015...Attended same high school as Scott Hairston, Ian Kinsler, Chris and Shelley Duncan, and NFL referee Ed Hochuli... Majored in engineering

PROFESSIONAL CAREER STATS																
YEAR	TEAM	G	AB	R	H	2B	3B	HR	RBI	SB	CS	BB	K	AVG	OBP	SLG
2021	Washington (Ind.)	30	90	19	32	6	0	3	16	1	0	13	19	.356	.434	.522

23 – Mitch Piatnik – OF – 5-11, 180 LBs

Bats - L Throws - R – Born: September 12, 1994 (27) – Hometown: Winter Haven, FL



2022: Signed with Billings on March 16...Is first Mustang to play for team as both affiliated and independent
2021 (Fargo-Moorhead): Signed with Fargo-Moorhead RedHawks (American Assoc.) on September 3...Went 2-for-16 in four games...Released on Sept. 7
2021 (Tri-City): Signed with Tri-City Valleycats (Frontier League) on June 15...Played in 14 games, going 4-for-35 (.114) with 19 strikeouts...Released July 9
2021 (Florence): Signed with Florence Y'alls (Frontier League) on May 30...Went 5-for-17 (.294) in nine games...Released on June 12
2019: Played for Rockland Boulders (Can-Am League), batting .178 with one homer and six RBI in 31 games...Released on June 30
2018 (Gateway): Signed with Gateway Grizzlies (Frontier Lg.) on Aug. 13...Appeared in 15 games, batting .321 with three RBI...Hit safely in 12 of 15 games
2018 (Dayton): Assigned to Class-A Dayton Dragons on June 9...Hit .174 with no homers and six RBI in 27 games...Released by Cincinnati on August 12
2017: Split season between High-A Daytona (85 games) and Class-A Dayton (12 games)...Hit a combined .176 with two home runs and 12 RBI (batted .176 at each stop)...Also stole 12 bases in 17 attempts between both stops...Sent down to Dayton on July 5, returned to Daytona on August 16
2016: Split season between Class-A Dayton (78 games) and Rookie-Advanced Billings (11 games)...Hit .238 with three homers and 16 RBI and went 10-for-16 in stolen base attempts at Dayton...Started season at Dayton, sent to Billings on May 7...Batted .333 with six RBI and was 4-for-5 on steals in 11 games for the Mustangs...Returned to Dayton on July 1...Converted to outfield before season
2015: Started pro career in Billings, batting .210 with one homer and seven RBI in 39 games...Was 10-for-15 in stolen base attempts...Played middle infield
SCF, Manatee-Sarasota: Played one season at State College of Florida, Manatee-Sarasota (NJCAA) in Bradenton, FL...**2015:** Batted .291 with one homer and 13 RBI in 37 games...Successful on 12 of 18 stolen base attempts...Selected in 8th round (235th overall) of 2015 MLB Draft by the Cincinnati Reds...Signed on June 16 for \$200,000
Stetson: Played one season at Stetson University (NCAA Division I) in Deland, FL...**2014:** Played in 46 games, batting .259 with one homer and seven RBI
Personal: Born on September 12, 1994 in Winter Haven, FL...Parents are Mike and Robin Piatnik...Has younger sister, Megan, who played volleyball at Pensacola State College (NJCAA)... Father Mike played in Minnesota Twins organization in 1981-82...Mike is currently an Arizona Diamondbacks major league scout, one of few original D-Backs employees remaining from 1995 inception...Graduated from Winter Haven High School, the alma mater of Baltimore Orioles infielder Trey Mancini, former NBA All-Star Otis Birdsong, and rock-n-roll pioneer Gram Parsons

PROFESSIONAL CAREER STATS																
YEAR	TEAM	G	AB	R	H	2B	3B	HR	RBI	SB	CS	BB	K	AVG	OBP	SLG
2015	Billings (Rookie)	39	124	18	26	3	0	1	7	10	5	10	41	.210	.265	.258
2016	Billings (Rookie)	11	48	8	16	4	1	0	6	4	1	2	12	.333	.373	.458
2016	Dayton (A)	78	273	39	65	11	2	3	16	10	6	16	115	.238	.282	.326
2017	Dayton (A)	12	34	2	6	1	0	0	1	1	1	0	14	.177	.200	.206
2017	Daytona (A+)	85	262	26	46	9	3	2	12	11	5	13	120	.176	.223	.256
2018	Dayton (A)	27	86	8	15	3	0	0	6	3	2	5	43	.174	.228	.209
2018	Gateway (Ind.)	15	56	9	18	5	0	0	3	2	1	0	25	.321	.321	.411
2019	Rockland (Ind.)	31	101	7	18	1	0	1	6	8	2	4	35	.178	.206	.218
2021	Florence (Ind.)	9	17	0	5	1	0	0	1	1	1	3	8	.294	.400	.353
2021	Tri-City (Ind.)	14	35	4	4	0	0	0	0	1	1	0	19	.114	.114	.114
2021	Fargo-Moorhead (Ind.)	4	16	1	2	0	0	0	1	0	0	0	8	.125	.125	.125
TOTAL	6 YEARS	324	1052	122	221	38	6	7	59	51	25	53	440	.210	.245	.278



14 — Jackson Raper — INF — 6-0, 210 LBs

Bats - L Throws - R — Born: March 11, 1998 (24) — Hometown: Concord, NC



2022: Signed with Billings on May 16

2021: Signed with the Great Falls Voyagers on July 20...Appeared in 35 games, batting .316 with 10 homers and 34 RBI...Finished tied for second on the team in home runs...Launched first professional homer July 29 @ Ogden...Hit two home runs @ Missoula on August 12...Hit two doubles and a home run and drove in six runs August 15 vs. Missoula...Collected four homers and 11 RBI over a three-game stretch from August 11-15...Posted four three-hit games

Illinois: Played one season at the University of Illinois (NCAA Division I) in Champaign-Urbana, IL...**2021:** Appeared in 44 games, batting .311 with 13 homers and 44 RBI...Hit first homer March 13 @ Minnesota...Hit two homers and drove in six vs. Northwestern on March 27...Went 4-for-5 @ Indiana on April 9...Hit for the cycle May 2 vs. Michigan, going 4-for-5 with seven RBI...Homered twice vs. Penn State on May 23...Named First Team All-Big Ten Conference

Catawba: Played four seasons at Catawba College (NCAA Division II) in Salisbury, NC...Hit .355 with 28 homers and 160 RBI in 184 games...**2020:** Played in all 22 games in shortened 2020 season...Hit .436 with nine homers and 35 RBI...

Slashed .436/.442/.819 for the season...Led Division II with 41 hits and finished tied for third in RBI...Homered twice in each of the final two games of the season on March 10-11...Swatted grand slam and drove in six runs vs. Ohio Dominican on March 10...Rapped five hits vs. California (PA) on March 11...**2019:** Started all 61 games, batting .352 with eight homers and 55 RBI...Began season on 20-game hitting streak from February 1-March 10...Homered twice vs. Carson-Newman on March 17...Hit grand slam vs. Queens on April 6...Led Catawba to NCAA Division II College World Series...Named Second Team All-South Atlantic Conference for a second time...**2018:** Played in 52 games, batting .356 with nine homers and 47 RBI...Posted five-hit games on February 23 and April 30...Drove in five runs April 14 vs. Lincoln Memorial...Named Second Team All-South Atlantic Conference...**2017:** Appeared in 49 games, batting .296 with two home runs and 23 RBI...Went 4-for-4 with three RBI in fifth collegiate game February 7 @ Belmont Abbey...Hit first collegiate homer March 21 @ Barton...Also homered April 22 vs. Brevard

Personal: Born on March 11, 1998 in Concord, NC...Parents are Norris and Sandy Raper...Has two younger brothers, Marshall and Lincoln...Marshall currently plays baseball at Catawba...Graduated from Robinson High School in Kannapolis, NC, where he was a three-year starter...Also played basketball and was part of the Bulldogs' 3A State Championship team in 2015-16...Attended the same high school as NASCAR drivers David Ragan, Spencer Boyd, and Chrissy Wallace...Majored in accounting at Catawba...earned masters in Accountancy Science from Illinois

PROFESSIONAL CAREER STATS

YEAR	TEAM	G	AB	R	H	2B	3B	HR	RBI	SB	CS	BB	K	AVG	OBP	SLG
2021	Great Falls (Ind.)	35	133	33	42	8	1	10	34	2	2	15	40	.316	.395	.617

21 — Kenny Stewart — RHP — 6-2, 180 LBs

Bats - R Throws - R — Born: April 7, 1996 (26) — Hometown: San Diego, CA



2022: Selected in the first round (fifth overall) in Pioneer League tryout camp draft on April 4

Mayville State: Played three seasons at Mayville State University (NAIA) in Mayville, ND...Pitched in 37 games, all in relief, in his career, going 6-3 with a 2.27 ERA...Walked 36 and struck out 87 batters in 67.1 career innings, (11.69 K/9)...**2021:**

As a graduate senior, appeared in 23 games, going 5-2 with a 1.01 ERA...Walked 23 and struck out 64 in 44.2 innings (12.9 K/9)...allowed just 22 hits (4.4 H/9)...Also earned seven saves...Earned all seven outs via strikeout in 2.1-inning save March 19 @ Dickinson State...Tossed career-high 5.2 shutout innings with career-high eight strikeouts to earn over Dakota State on April 11...Pitched in both NAIA Tournament games for MSU, took loss in season-ending loss to Reinhardt on May 18...Earned Honorable Mention NAIA All-American honors...**2020:** Worked in eight games in shortened season, going 1-1 with a 2.70 ERA in 13.1 innings...walked seven and struck out 15 batters...Pitched 2.0 hitless innings and earned in the

win February 26 @ Morningside...Struck out six over 2.1 scoreless innings March 11 @ Dordt...Earned 4.0-inning save in final game of the season March 15 @ Valley City State...**2019:** Saw action in six games, posting a 7.71 ERA over 9.1 innings...Walked six and struck out eight batters...Earned save on April 6 vs. Dakota State...Worked season-high 4.0 scoreless innings April 19 vs. Viterbo

Cabrillo College: Played two seasons at Cabrillo College (CCCAA) in Aptos, CA...Pitched in 17 games (one start) in career, going 0-1 with a 7.13 ERA in 24.0 innings...Walked 24 and struck out 17 batters...Was also listed as an outfielder but never hit or played the field...**2018:** Went 0-1 in 10 games (one start) in 17.0 innings...walked 20 batters and struck out 14...Threw 3.0 innings in season debut @ Allan Hancock on January 28...Worked season-high 3.2 innings in final appearance on April 21 vs. Gavilan...**2017:** Pitched in seven games, posting a 1.29 ERA in 7.0 innings...Walked four and struck out three batters...Twirled scoreless frames in first five outings of the season...Worked exactly 1.0 inning in every appearance...Was a teammate at Cabrillo in 2017 with Arizona Diamondbacks pitcher Brett de Geus and Milwaukee Brewers prospect Clayton Andrews

Personal: Born on April 7, 1996 in San Diego, CA...Parents are Russell Stewart and Diane Heard

PROFESSIONAL CAREER STATS

YEAR	TEAM	W	L	ERA	G	GS	CG	SHO	SV	IP	H	R	ER	BB	K	WHIP
------	------	---	---	-----	---	----	----	-----	----	----	---	---	----	----	---	------

— Has no professional experience —

17 PLAYER BIOS



36 – Crews Taylor – OF – 6-0, 185 LBs

Bats - L Throws - R – Born: September 20, 1998 (23) – Hometown: Lawrenceville, GA



2022: Signed by Billings on May 28...Made professional debut that same night
University of North Georgia: Played five seasons at the University of North Georgia (NCAA Division II) in Dahlonega, GA...Hit .315 with 58 homers and 169 RBI over 198 career games...Graduated as the school's all-time home run leader...Had five multi-homer games in his career...**2022:** Hit .354 with 23 homers and 56 RBI in 51 games...Slashed .354/.453/.758...Also was 18-for-18 in stolen base attempts...Finished sixth in NCAA Division II in home runs...Had two homers and five RBI March 6 at Lander...Went 4-for-5 with three home runs and seven RBI on 4/30 vs. Claflin...Smashed 12 homers in a 13-game span April 9-30, including five straight games from April 12-16...Was named Peach Belt Conference Player of the Year and First Team All-Region...**2021:** Hit .303 in 45 games with 15 homers and 46 RBI...Homed twice on February 21 vs. Francis Marion...Launched two homers and drove in six February 28 @ Georgia College...Homed in four straight games April 18-May 1...Was named Second Team All-Conference...**2020:** Played in 19 games in shortened season and hit .318 with eight home runs and 22 RBI...Hit grand slam February 14 at USC-Aiken...Was 4-for-5 with two homers February 22 @ Francis Marion...**2019:** Appeared in 53 games and hit .319 with 10 homers and 34 RBI...Homed in consecutive games on February 9 and 15...Notched seven multi-hit games in a ten-game span from April 6-26...**2018:** Batted .221 with 2 homers and 11 RBI in 30 games...Drove in five runs on February 18 vs. Trevecca Nazarene...Hit first collegiate homer May 6 vs. Columbus State, then followed with his second on May 12 vs. Lander.
Personal: Born on September 20, 1998 in Lawrenceville, GA...Graduated from Archer High School in Lawrenceville, GA...Was a three-time All-County honoree...Hit .333 with nine homers and 74 RBI over 113 high school games...Also stole 30 bases...Hit six homers, stole 13 bases, and scored 41 times in 32 games as a senior...Hit three homers with seven RBI in one game as a high school sophomore...Attended same high school as Texas Rangers outfielder Curtis Terry...Originally committed to Georgia Tech (NCAA Division I)...Was selected to the Team USA Mid-Atlantic Team in 2015

PROFESSIONAL CAREER STATS

YEAR	TEAM	G	AB	R	H	2B	3B	HR	RBI	SB	CS	BB	K	AVG	OBP	SLG
– Has no professional experience –																

26 – Nick Ultsch – OF – 6-4, 190 LBs

Bats - L Throws - L – Born: August 23, 1997 (24) – Hometown: Richmond, CA



2022: Signed with Billings on May 19
2021: Played for the Utica Unicorns (United Shore Professional Baseball League)...Went 7-for-26 (.269) in nine games...Made season debut on July 9 vs. East Side, going 1-for-3...Went 2-for-3 with a double @ Birmingham-Bloomfield on July 17
2019: Played 62 games for the Napa Silverados (Pacific Association)...Hit .320 with 12 home runs and 54 RBI...Also went 9-for-12 on stolen-base attempts...Tied for second in the league in hits (77) and finished sixth in batting average...Went 4-for-5 with a homer in first professional start June 1 vs. Salina...Crushed grand slam June 14 vs. San Rafael...Went 3-for-4 with a triple, home run, and four RBI August 13 vs. Sonoma...Homed in consecutive games August 16-17 @ Sonoma...Posted three consecutive three-hit games August 15-17...Helped lead Napa to their first playoff appearance
Puget Sound: Played four seasons as a two-way player at the University of Puget Sound (NCAA Division III) in Tacoma, WA...Played 98 games in the outfield, batting .212 with five homers and 40 RBI...Also pitched in 18 games, going 0-3 with a 4.70 ERA over 15.1 innings...**2019:** Appeared in 28 games, going 6-for-61 (.098) with one home run and four RBI...Walked three and six strikeouts...Launched solo homer March 23 @ Lewis & Clark...Also pitched in five games (one start), posting a 2.25 ERA in 4.0 innings...Tossed scoreless innings in three of five outings...**2018:** Played 30 games, batting .289 with four homers and 32 RBI...Posted five-straight multi-RBI games February 23-March 3...Homed in both games of a doubleheader vs. Lewis & Clark on March 3...Launched grand slam and drove in five April 2 @ Pacific Lutheran...Made three appearances on the mound, going 0-1 with a 9.00 ERA in 3.0 innings...Walked two and struck out three...Struck out the side in scoreless inning March 18 vs. Pacific (OR)...**2017:** Logged 17 games as a hitter, going 5-for-32 (.156) with three RBI...Made nine appearances on the mound, going 0-2 with a 4.50 ERA...Walked seven and struck out four over 8.0 innings...Went six straight outings without allowing an earned run February 11-April 4...**2016:** Appeared in 10 games, going 0-for-7 at the plate...Tossed 1.1 scoreless innings over two outings in relief
Personal: Born on August 23, 1997 in Richmond, CA...Graduated from St. Mary's College High School in Berkeley, CA...Hit a walk-off single to give Panthers 2013 CIF North Coast Section Division IV championship...Hit .283 with 12 stolen bases and posted a 2.56 ERA in his career.

PROFESSIONAL CAREER STATS

YEAR	TEAM	G	AB	R	H	2B	3B	HR	RBI	SB	CS	BB	K	AVG	OBP	SLG
2019	Napa (Ind.)	62	241	45	77	11	4	12	54	9	3	19	73	.320	.374	.548
2021	Utica (Ind.)	9	26	3	7	1	0	0	2	0	0	5	9	.269	.387	.308
TOTAL	2 YEARS	71	267	48	84	12	4	12	56	9	3	24	82	.315	.375	.524



PLAYER BIOS

18

19 — Cory Wills — LHP — 5-11, 190 LBs

Bats - L Throws - L — Born: July 19, 1997 (24) — Hometown: Las Vegas, NV



2022: Signed by Billings on April 20
2021: Signed with the Ogden Raptors on March 30...Was a two-way player for the Raptors, appearing in nine games on the mound and 20 as an outfielder, pinch hitter, and pinch runner...Posted a 1.68 ERA over his nine outings, walking six and striking out nine over 10.2 innings...Twirled 2.0 shutout innings in pitching debut July 4 @ Boise...Started season with four straight scoreless outings (6.0 IP)...Threw a season-high 2.1 innings with three strikeouts August 25 @ Missoula... Also went 6-for-28 (.214) as a hitter with four RBI and 11 runs scored...Recorded six-game hitting streak May 27-31...Stole two bases on May 29 @ Great Falls...Was released and re-signed three times during the season
Pepperdine: Played two seasons at Pepperdine University (NCAA Division I) in Malibu, CA...Played in 90 games as an outfielder, batting .265 with eight homers and 42 RBI...Also stole eight bases...**2019:** Appeared in 45 games, batting .233 with three homers and 18 RBI...Stole five bases in seven attempts...Homed @ BYU on April 11 and vs. Loyola Marymount on April 26...Recorded three hits, including two doubles, @ BYU on April 13...Made only collegiate pitching appearance on March 20 vs. Cal State-Northridge, earning one out without allowing a run...**2018:** Played in 45 games, batting .291 with five homers and 24 RBI...Hit two homers April 17 vs. Cal Poly and drove in four runs...Recorded 11-game hitting streak

Yavapai College: Played one season at Yavapai College (NJCAA) in Prescott, AZ...**2017:** Appeared in 48 games, batting .384 with six homers and 30 RBI...Led the team in batting average...Added 11 doubles and a team-high four triples...Hit two homers vs. Gateway CC on April 1
Columbia Basin: Played one season at Columbia Basin College (NWAC) in Pasco, WA...**2016:** Served as a two-way player, appearing in 15 games as an outfielder and four as a pitcher...Batted .267 with nine RBI...Went 4-for-5 March 8 vs. Clark...Recorded a 2.70 ERA on the mound, walking five and striking out six in 6.2 innings...Threw 3.0 shutout innings April 13 @ Treasure Valley CC
Personal: Born July 19, 1997 in Las Vegas, NV...Parents are Curtis Wills and Jody Watts...Has four siblings: Ian, John, Madison, Jessalyn...Father Curtis played soccer at UNLV...Graduated from Basic High School in Henderson, NV...Hit .417 as a senior...Three high school teammates (Ryne Nelson, Jack-Thomas Wold, and Mikey York) are active professional baseball players...Majored in intercultural communication at Pepperdine

PROFESSIONAL CAREER STATS																
YEAR	TEAM	W	L	ERA	G	GS	CG	SHO	SV	IP	H	R	ER	BB	K	WHIP
2021	Ogden	0	0	1.69	9	0	0	0	0	10.2	8	2	2	6	9	1.31

22 — Gabe Wurtz — INF — 6-4, 230 LBs

Bats - R Throws - R — Born: February 19, 1997 (25) — Hometown: Marbury, AL



2022: Signed with Billings on March 29
2021 (Tucson): Played for Tucson Saguaros (Pecos League)...Played in 54 games, batting .414 with 22 homers and 86 RBI...Slashed .414/.487/.841, good for 1.328 OPS...Finished fourth in league in batting, third in homers, second in RBI, and second in slugging...Swatted three homers on Opening Day @ Alpine on June 2...Recorded four two-homer games...Drove in eight runs @ Santa Fe on June 17 and vs. Roswell on July 16...Named to Pecos League All-Star Game, where he went 1-for-2...Went 10-for-23 (.435) with a homer and five RBI in six playoff games...Led Tucson to second-straight Pecos League championship
2021 (Houston): Finished season with Houston Apollos (American Association)...hit .234 with two homers and 12 RBI in 13 games...Homed in Houston debut on August 24 @ Sioux City...Homed and drove in four @ Sioux City two days later...Hit game-winning two-run double @ Lincoln in season finale on September 6 to knock Lincoln out of the playoffs
Virginia-Wise: Played three seasons at University of Virginia-Wise (NCAA Division II) in Wise, VA...Appeared in 67 career games, batting .348 with 16 homers and 43 RBI...Finished with career .496 on-base percentage...**2021:** Played all 33 games, batting .344 with 12 homers and 29 RBI...Walked 30 times...Slashed .344/.519/.811, good for 1.331 OPS...Posted second-highest slugging percentage (.811) in school history...Hit grand slam @ King on March 3...Hit seven homers in last five games, including two homers in final game of the season on April 18...Pitched four times in relief, notching a 24.30 ERA in 3.1 innings...Walked three and struck out one batter...Earned Second-Team All-South Atlantic Conference honors...**2020:** Appeared in all 21 games of abbreviated season, batting .382 with three homers and 16 RBI...Logged .511 on-base percentage...Swatted walk-off homer vs. Tusculum on March 1...Went 4-for-5 with a homer and three RBI vs. Newberry on March 9...**2019:** Played in 11 games, batting .294 with a homer and five RBI...Homed at Salem on February 24...Played last game of the season the following day, missing the last 42 games due to injury
West Georgia: Played one year at University of West Georgia (NCAA Division II) in Carrollton, GA...**2018:** Played in 26 games, batting .313 with four homers and 23 RBI...Slashed .313/.455/.688, good for 1.143 OPS...Homed in consecutive games on February 18-21...Drove in four runs vs. Auburn-Montgomery on April 28
Central Alabama CC: Played two years at Central Alabama Community College in Alexander, AL...Appeared in 85 games, batting .272 with one homer and 30 RBI in his career...**2017:** Played 55 games, batting .295 with one homer and 20 RBI...Homed April 29 @ Calhoun CC...Ended season on 11-game hitting streak...Notched two three-hit games...**2016:** Batted .221 with ten RBI in 30 games...Recorded three hits and three RBI vs. Jefferson Davis CC on May 3...
Personal: Born February 19, 1997 in Deatsville, AL...Parents are Joey and Carla Wurtz...Has brother, Michael, and sister, Allee...Attended Marbury High School in Marbury, AL, where he also played football (wide receiver and safety)...Majored in Biology at UVA-Wise

PROFESSIONAL CAREER STATS																
YEAR	TEAM	G	AB	R	H	2B	3B	HR	RBI	SB	CS	BB	K	AVG	OBP	SLG
2021	Tucson (Ind.)	54	220	70	91	22	3	22	86	1	2	29	51	.414	.487	.841
2021	Houston (Ind.)	13	47	5	11	2	0	2	12	0	0	5	13	.234	.333	.404
TOTAL	1 YEAR	67	267	75	102	24	3	24	98	1	2	34	64	.382	.461	.764

19 ROSTER BREAKDOWN



2022 ROSTER (AS OF MAY 31)

PITCHERS (13)						
#	Name	B/T	HT	WT	DOB (Age)	Hometown
11	Jean Correa	R/R	6-1	165	2/16/1998 (24)	San Felix, Venezuela
13	Logan Dubbe	R/R	6-0	205	3/22/1995 (27)	Glenelg, MD
15	Beaux Bonvillain	L/L	6-0	195	8/26/1998 (23)	Bryant, AR
17	Augie Martinez	L/L	5-10	200	4/22/1996 (26)	Sugar Land, TX
18	Brandon Mason	R/R	5-9	180	6/23/1998 (23)	Chattanooga, TN
19	Cory Wills	L/L	5-11	190	7/19/1997 (24)	Las Vegas, NV
21	Kenny Stewart	R/R	6-2	170	4/7/1996 (26)	San Diego, CA
24	Sean Kiley	R/R	5-11	185	8/6/1995 (26)	Los Angeles, CA
40	Kelvan Pilot	R/R	6-5	195	12/31/1993 (28)	Roseville, CA
41	Darrien Ragins	L/L	6-2	230	5/4/1996 (25)	Baltimore, MD
43	Yasnier Laureano	S/R	6-4	205	1/13/1998 (24)	Corozal, Puerto Rico
47	Al Pesto	R/R	6-3	220	8/23/1996 (25)	Savannah, GA
49	Jack Goonan	R/R	6-4	240	2/13/1998 (24)	Ayersville, OH
2021 Team/School						
Rocky Mountain						
Joliet/Tri-City						
Univ. of Central Oklahoma						
Tucson/Houston Apollos						
Tennessee Wesleyan Univ.						
Ogden						
Mayville State University						
Portland Mavericks						
Grand Jct./Santa Fe/BILLINGS						
Keiser University (2018)						
BILLINGS						
Southeastern University						
Mercyhurst University						
CATCHERS (2)						
#	Name	B/T	HT	WT	DOB (Age)	Hometown
28	Allante Hall	R/R	6-0	175	4/9/1999 (23)	Blue Springs, MO
34	Brian Parreira	L/R	6-4	230	9/21/1995 (26)	Annapolis, MD
2021 Team/School						
Ft. Myers/Ced. Rpds/FCL Twins						
Joliet/Gateway						
INFIELDERS (5)						
#	Name	B/T	HT	WT	DOB (Age)	Hometown
4	Christian Pena	R/R	5-10	195	2/2/1998 (24)	Davenport, IA
8	Jacob Kline	R/R	5-10	195	5/24/1999 (23)	Akron, OH
14	Jackson Raper	L/R	6-0	200	3/11/1998 (24)	Concord, NC
	Jordan Barth	R/R	6-2	210	3/1/1999 (23)	Cold Spring, MN
30	Tristan Peterson	R/R	6-2	230	7/21/1997 (24)	Tucson, AZ
2021 Team/School						
Eastern Illinois University						
Shawnee State University						
Great Falls						
Augustana University						
Washington Wild Things						
OUTFIELDERS (5)						
#	Name	B/T	HT	WT	DOB (Age)	Hometown
9	Jalen Garcia	R/R	6-0	190	8/3/1996 (25)	Billings, MT
22	Gabe Wurtz	R/R	6-4	220	2/19/1997 (24)	Marbury, AL
23	Mitch Piatnik	R/R	5-11	190	9/12/1994 (27)	Winter Haven, FL
26	Nick Ultsch	L/L	6-4	190	8/23/1997 (24)	Point Richmond, CA
36	Crews Taylor	L/R	6-0	185	9/20/1998 (23)	Grayson, GA
2021 Team/School						
BILLINGS						
Tucson/Houston Apollos						
Florence/Tri-City/Fargo-Mhd.						
Utica						
University of North Georgia						
INJURED (1)						
#	Name	B/T	HT	WT	DOB (Age)	Hometown
54	Colin Kelly	R/R	6-7	230	8/30/1993 (28)	West Nyack, NY
2021 Team/School						
BILLINGS						

STATE/COUNTRY BREAKDOWN

Alabama	1	Wurtz
Arizona	1	Peterson
Arkansas	1	Bonvillain
California	4	Kiley, Pilot, Stewart, Ultsch
Florida	1	Piatnik
Georgia	2	Pesto, Taylor
Iowa	1	Pena
Maryland	3	Dubbe, Parriera, Ragins
Minnesota	1	Barth
Missouri	1	Hall
Montana	1	Garcia
Nevada	1	Wills
New York	1	Kelly (injured)
North Carolina	1	Raper
Ohio	2	Goonan, Kline
Tennessee	1	Mason
Texas	1	Martinez
Puerto Rico	1	Laureano
Venezuela	1	Correa

AGE BREAKDOWN (AGE ON OPENING DAY, MAY 25, 2022)

23	6	Barth, Bonvillain, Hall, Kline, Mason, Taylor
24	9	Correa, Goonan, Laureano, Pena, Peterson, Raper, Ultsch, Wills, Wurtz
25	3	Garcia, Pesto, Ragins
26	4	Kiley, Martinez, Parreira, Stewart
27	2	Dubbe, Piatnik
28	2	Kelly (injured), Pilot

EXPERIENCE BREAKDOWN (ALL LEVELS PLAYED AT)

Affiliated Experience	2	Hall, Piatnik
Independent Experience	15	Correa, Dubbe, Garcia, Kelly, Kiley, Laureano, Martinez, Parreira, Peterson, Piatnik, Pilot, Raper, Ultsch, Wills, Wurtz
Pioneer Lg. Experience	7	Correa, Garcia, Kelly (injured), Laureano, Pilot, Raper, Wills
Returning 2021 Mustangs	4	Garcia, Kelly (injured), Laureano, Pilot
No Professional Experience	9	Barth, Bonvillain, Goonan, Kline, Pena, Pesto, Ragins, Stewart, Taylor
Did not play in 2021	2	Ragins, Rivera

COLLEGE LEVEL BREAKDOWN (ALL SCHOOLS PLAYED FOR)

NCAA Division I	10	Bonvillain, Goonan, Parreira, Piatnik, Pena, Pesto, Peterson, Ragins, Raper, Wills
NCAA Division II	12	Barth, Bonvillain, Dubbe, Garcia, Goonan, Kline, Mason, Parreira, Ragins, Raper, Taylor, Wurtz
NCAA Division III	4	Dubbe, Kiley, Kelly (injured), Ultsch
NAIA	7	Garcia, Martinez, Laureano, Mason, Pesto, Pilot, Stewart
NJCAA/CCCAA/NWAC	12	Bonvillain, Goonan, Hall, Laureano, Mason, Piatnik, Pena, Peterson, Pilot, Stewart, Wills, Wurtz
No College	1	Correa



OPPONENT

INFORMATION





CONTACT INFORMATION

Stadium Address Memorial Stadium, 5600 N. Glenwood St., Boise, ID 83714
Mailing Address 5600 N. Glenwood St., Boise, ID 83714
Phone Number (208) 322-5000
Email Address boisehawkscr@gmail.com
Website www.boisehawks.com



Boise Hawks



@BoiseHawks



theboisehawks

HAWKS QUICK FACTS

Founded 1987
League Pioneer League (2021-Present)
Northwest League (1987-2020)
Class **Independent (2021-Present.)**
Short Season Class-A (1987-2020)
Ballpark Memorial Stadium
Capacity 3,452
Opened June 16, 1989
League Titles (6) 1991, '93, '94, '95, '02, '04
Division Titles (11) 1991, '93, '94, '95, '97, '01, '02, '04, '06, '12, '21
All-Time Record 1,353–1,248 (.520)
2021 Record 48-47 (2nd, South; W 1R, L Finals)

HAWKS FRONT OFFICE

President, Agon Sports & Entertainment LLC..... Jeff Eiseman
Vice President/General Manager..... Mike Van Hise
Assistant General Manager of Facility Operations..... Jake Lusk
Director of Administration and Finance..... Judy Petersen
Director of Sales..... Matt Osborn
Manager of Group Sales..... Colton Hampson
Account Executive..... Kristi Croteau
Account Executive..... Andrew Lee
Marketing Manager..... Paige Plotzke
Marketing Coordinator..... Karlee Johnson
Merchandise Manager..... Matt Renspurger
Human Relations and Business Operations..... Missy Martin
Head Groundskeeper..... John Gides
Broadcaster..... Matt Yeazel

2021 MATCHUPS

June 23	A	L 10-4
June 24	A	L 9-5
June 25	A	L 11-4
June 26	A	L 17-8
June 27	A	L 8-5
June 28	A	W 3-2
July 21	H	W 10-9
July 22	H	W 12-5
July 23	H	W 4-3
July 24	H	L 3-3 (KO)
July 25	H	W 11-5
July 26	H	W 15-7

Series tied 6-6

FIELD STAFF

Manager..... Gary Van Tol (2nd year, 4th overall)
Pitching Coach..... Michiel van Kampen (2nd year)
Hitting/Infield Coach..... Jerry Hollow (2nd year)
Hitting/Outfield Coach..... Aaron Sutton (1st year)
Athletic Trainer..... Shane Nelson (2nd year)
Mental Skills Coach..... Coleman Evans (1st year)

MANAGER GARY VAN TOL



Gary Van Tol returns for his second straight season at the helm of the Hawks and his fourth overall. In 2021, Van Tol led the Hawks to a second-half division title and upset Ogden in the division championship before falling in a decisive Game Three to Missoula in the Pioneer League Championship.

He came to the Hawks from right in Boise, where he led Boise State to a 9-5 record in their first season in 40 years in 2020 before the season was cut short and the program was shuttered once again.

Van Tol previously managed the Hawks in 2013-14 as a Chicago Cubs affiliate, reaching the Northwest League playoffs both seasons and coming one game short of a league title in 2013. In those two seasons he managed future MLB All-Stars Kris Bryant, Kyle Schwarber, and Gleyber Torres.

MANAGERIAL RECORD

YEAR	TEAM	W	L	PCT.	FINISH	POST.
2013	Boise	41	35	.539	2 (So.)	L Champ.
2014	Boise	41	35	.539	2 (So.)	L Div. Ser.
2015	Eugene	38	38	.500	3 (So.)	
2021	Boise	48	47	.505	2 (So.)	L Champ.
TOTALS		168	155	.520		

YEARLY RESULTS

YEAR	W	L	FINISH	POST.	MANAGER	ATTEND.
1987	26	50	4 (North)		Mal Fichman	71,344
1988	30	46	3 (North)		Mal Fichman	67,524
1989	35	40	2 (North)		Mal Fichman	127,594
1990	53	23	1 (South)	L Finals	Tom Kotchman	124,270
1991	50	26	1 (South)	Champs	Tom Kotchman	132,611
1992	40	36	2 (South)		Tom Kotchman	145,138
1993	41	35	1 (South)	Champs	Tom Kotchman	151,080
1994	44	32	1 (South)	Champs	Tom Kotchman	156,950
1995	48	27	1 (South)	Champs	Tom Kotchman	165,255
1996	43	33	2 (South)		Tom Kotchman	148,282
1997	51	25	1 (North)	L Finals	Tom Kotchman	154,819
1998	47	29	2 (North)	L Finals	Tom Kotchman	152,496
1999	43	33	2 (North)		Tom Kotchman	132,885
2000	41	35	2 (East)		Tom Kotchman	133,715
2001	52	23	1 (East)	L Finals	Steve McFarland	99,840
2002	49	27	1 (East)	Champs	Steve McFarland	109,646
2003	27	49	4 (East)		Steve McFarland	104,156
2004	42	34	1 (East)	Champs	Tom Beyers	107,936
2005	34	42	3 (East)		Trey Forkerway	109,746
2006	44	32	1 (East)	L Finals	Steve McFarland	108,876
2007	37	39	2 (East)		Tom Beyers	102,878
2008	43	33	2 (East)		Tom Beyers	109,802
2009	34	42	3 (East)		Casey Kopitzke	103,783
2010	34	42	3 (East)		Jody Davis	105,671
2011	36	40	2 (East)	L Div. Ser.	Mark Johnson	98,860
2012	37	39	1 (East)	L Finals	Mark Johnson	91,167
2013	41	35	2 (South)	L Finals	Gary Van Tol	91,324
2014	41	35	2 (South)	L Div. Ser.	Gary Van Tol	87,519
2015	30	46	4 (South)		Frank Gonzalez	109,945
2016	33	44	3 (South)		Andy González	114,476
2017	37	39	3 (South)		Scott Little	121,455
2018	35	41	3 (South)		Scott Little	126,192
2019	27	49	4 (South)		Steve Soliz	129,805
2021	48	47	2 (South)	L Finals	Gary Van Tol	128,292

2022 MATCHUPS

June 21	H	6:35
June 22	H	6:35
June 23	H	6:35
June 24	H	6:35
June 25	H	6:35
June 26	H	1:05
June 27	H	6:35
July 6	H	6:35
July 7	H	6:35
July 8	H	6:35
July 9	H	6:35
July 10	H	1:05

12 Home, 0 Away

Coaching Experience

1991-93 – Gonzaga University (Assistant)
1994-95 – Centralia College (Head Coach)
1996 – Treasure Valley CC (Assistant)
1997-01 – Treasure Valley CC (Head Coach)
2002-05 – University of Portland (Assistant)
2006-08 – Gonzaga University (Assistant)
2009-12 – Boise Hawks (Assistant)
2013-14 – Boise Hawks
2015 – Eugene Emeralds
2016-17 – Eugene Emeralds (Assistant)
2020 – Boise State University (Head Coach)
2021-Present – Boise Hawks



GLACIER RANGE RIDERS 22



CONTACT INFORMATION

Stadium Address Flathead Field, 12 McDermott Lane, Kalispell, MT 59901
Mailing Address 12 McDermott Lane, Kalispell, MT 59901
Phone Number (406) 519-4115
Email Address information@gorangeriders.com
Website www.gorangeriders.com



Glacier Range Riders



@GoRangeRiders



glacierrangeriders

RANGE RIDERS QUICK FACTS

Founded 2022
League Pioneer League (2022-Present)
Class **Independent (2022-Present.)**
Ballpark Flathead Field
Capacity 2,500
Opened June 14, 2022 (Scheduled)
League Titles (0)
Division Titles (0)
All-Time Record 0-0
2021 Record Did not play

RANGE RIDERS FRONT OFFICE

President, Ridge Run Baseball..... Marty Kelly
Vice President, Ridge Run Baseball..... Chris Kelly
General Manager..... Erik Moore
Sales..... Leo Kelly
Marketing and Entertainment..... Taylor Huntman
Broadcaster..... Scot Gladstone

FIELD STAFF

Manager..... Nick Hogan (1st Year)
Bench Coach..... Stu Pederson (1st Year)

2022 MATCHUPS

June 1	H	6:35
June 2	H	6:35
June 3	H	6:35
June 4	H	6:35
June 5	H	1:05
June 14	A	7:05
June 15	A	7:05
June 16	A	7:05
July 11	A	7:05
July 12	A	7:05
July 13	A	7:05
July 14	A	7:05
July 15	A	7:05
July 16	A	7:05
July 17	A	3:05
August 2	H	6:35
August 3	H	6:35
August 4	H	6:35
August 5	H	6:35
9 Home, 10 Away		

MANAGER NICK HOGAN



Coaching Experience

2010-11 – Georgia State (Assistant)
2012-13 – Georgia State (Dir. of Baseball Ops.)
2012-14 – Brookhaven Bucks (Head Coach)
2013-16 – Central Gwinnett HS (Head Coach)
2017-21 – Peachtree Ridge HS (Head Coach)
2018-21 – Norcross/Gwinnett Astros (Head Coach)

2022-Present – Glacier Range Riders

Nick Hogan comes to Kalispell to head the inaugural season of Range Rider baseball after a successful run in the Sunbelt Collegiate Baseball League in Georgia, another venture of Ridge Run Baseball President Marty Kelly.

After four seasons in both assistant coaching and operations roles at his alma mater, Georgia State, Hogan logged seven years of high school coaching experience concurrent to six years as a head coach in the Sunbelt Baseball League. Hogan went 107-75, posting winning seasons in his final five campaigns, becoming just the third coach in league history to win 100 or more games.

His 2014 Brookhaven Bucks team featured two future MLB players, pitchers Touki Toussaint and Sean Guenther, the only team in Sunbelt Baseball League history to feature multiple future big-leaguers.

MANAGERIAL RECORD

YEAR	TEAM	W	L	PCT.	FINISH	POST.
	First season in professional baseball					

BACKGROUND

The Glacier Range Riders play their first season in 2022 as the newest member of the Pioneer League.

The Range Riders are the first professional baseball team to ever call Kalispell, Montana home and are the first expansion team in the Pioneer League since the addition of the Butte Copper Kings and Helena Phillies in 1978. The Range Riders' addition, alongside Northern Colorado's return, allows the Pioneer League to field ten teams for the first time in league history.

The "Glacier" designation is a nod to Glacier National Park, located less than 30 miles northeast of Flathead Field.

Coincidentally, the team, which had been awarded on August 16, 2021, announced the team name on January 19 at 10 a.m., paying tribute to the national park's founding in 1910.



CONTACT INFORMATION

Stadium Address Suplizio Field, 1315 North Ave, Grand Junction, CO 81501
Mailing Address 1315 North Ave, Grand Junction, CO 81501
Phone Number (970) 255-7625
Email Address mritter@gjrockies.com
Website www.gjrockies.com/



Grand Junction Rockies



@GJRockies



gjrockies

ROCKIES QUICK FACTS

Founded 1978 (in Butte; Grand Junction in 2012)
League Pioneer League (1978-85, '87-Present)
Class **Independent (2021-Pres.)**
 Rookie (1978-85, '87-20)
Ballpark Suplizio Field
Capacity 7,000
Opened 1949
League Titles (1) 1981 (as Butte Copper Kings)
Division Titles (5) 1981, '88, '89 (as Butte Copper Kings),
 2014, '18 (Grand Junction)
All-Time Record 1,398–1,685 (.453) Overall
 361–339 (.516) in Grand Junction
2021 Record 52-43 (2nd, South)

ROCKIES FRONT OFFICE

President..... Mick Ritter
Assistant General Manager..... Matt Allen
Director of Media & Sales..... Ethan Jordan

TEAM NAMES

Butte Copper Kings (Butte, MT) 1978-85, '87-00
 Casper Rockies (Casper, WY) 2001-07
 Casper Ghosts (Casper, WY) 2008-11
 Grand Junction Rockies 2012-Present

FIELD STAFF

Manager..... Bobby Jenks (1st Year, 2nd overall)
Pitching Coach..... Jesse Hobaica (1st Year)
Hitting Coach..... Toby Hall (1st Year)

YEARLY RESULTS (SINCE 1987)

YEAR	W	L	FINISH	POST.	MANAGER	ATTEND.
1987	19	50	4 (South)		Ernie Rodriguez	19,669
1988	44	26	1 (South)	L Finals	Bump Wills	28,338
1989	41	25	1 (South)	L Finals	Bump Wills	26,711
1990	37	30	3 (South)		Bump Wills	30,116
1991	29	41	3 (South)		Dick Egan	29,684
1992	33	43	3 (South)		Vic Ramirez	24,551
1993	26	49	4 (South)		John Shelby	19,750
1994	24	48	4 (South)		Bruce Crabbe	22,592
1995	19	51	4 (South)		Billy Gardner	19,658
1996	37	35	3 (South)		Tom Foley	37,317
1997	30	42	4 (South)		Bill Lachemann	32,854
1998	26	50	4 (South)		Bill Lachemann	26,061
1999	32	43	3 (South)		Joe Urso	20,119
2000	29	47	4 (South)		Joe Urso	21,975
2001	37	39	2 (South)	L Div. Ser.	P.J. Carey	41,849
2002	35	41	3 (South)		Darren Cox	50,573
2003	28	48	3 (South)		P.J. Carey	51,427
2004	33	40	4 (South)		P.J. Carey	42,938
2005	38	38	3 (South)		P.J. Carey	50,087
2006	27	49	4 (South)		P.J. Carey	57,023
2007	22	53	4 (South)		Tony Diaz	45,354
2008	36	37	3 (South)		Tony Diaz	50,580
2009	28	46	4 (South)		Tony Diaz	56,680
2010	37	39	3 (South)		Tony Diaz	57,120
2011	27	49	4 (South)		Tony Diaz	47,982
2012	43	33	2 (South)	L Div. Ser.	Tony Diaz	101,496
2013	35	41	4 (South)	L Div. Ser.	Tony Diaz	87,436
2014	43	33	1 (South)		Anthony Sanders	81,382
2015	33	43	4 (South)		Anthony Sanders	74,794
2016	36	39	4 (South)		Frank Gonzales	79,470
2017	38	38	3 (South)		Frank Gonzales	79,547
2018	43	33	2 (South)	L Finals	Jake Opitz	84,416
2019	38	36	2 (South)	L Div. Ser.	Jake Opitz	88,476
2021	51	41	2 (South)		Jimmy Johnson	73,518

MANAGER BOBBY JENKS



Bobby Jenks takes the reins for his first season at the helm in Grand Junction after serving as the club's pitching coach in 2021. Jenks take over following the retirement of Jimmy Johnson.

Jenks began his playing career with the team that would one day become the Grand Junction Rockies, pitching for the Butte Copper Kings in 2000 before going on to anchor a championship bullpen in Chicago.

Jenks debuted in the majors in 2005 and as a rookie clinched the final out of the Chicago White Sox's World Series win over Houston, the franchise's first title in 88 years.

He pitched in MLB for seven seasons (2005-11), notching a 3.53 ERA and 173 career saves, earning All-Star selections in 2006 and '07 when he recorded at least 40 saves each year.

2021 was Jenks' first season in the coaching ranks and 2022 marks his first as a head coach or manager at any level.

MANAGERIAL RECORD

YEAR TEAM W L PCT. FINISH POST.
 First season in professional baseball

2021 MATCHUPS

June 16 H W 10-4
June 17 H W 4-0
June 18 H L 5-3
June 19 H L 15-2
June 20 H L 6-2
June 21 H L 6-5

Grand Junction wins series 4-2

2022 MATCHUPS

None scheduled

Coaching Experience

2021 – Grand Junction Rockies (Pitching Coach)

2022 – Grand Junction Rockies



GREAT FALLS VOYAGERS 24



CONTACT INFORMATION

Stadium Address Centene Stadium, 1015 25th Street N., Great Falls, MT 59401
Mailing Address 1015 25th Street N., Great Falls, MT 59401
Phone Number (406) 452-5311
Email Address scott@gfvoyagers.com
Website www.gfvoyagers.com/



Great Falls Voyagers



@gfvoyagers



voyagersbaseball

VOYAGERS QUICK FACTS

Founded 1948 (as Great Falls Electrics)
League Pioneer League (1948-63, '69-Present)
Class **Independent (2021-Pres.)**
Rookie (1969-2020)
Class A (1963)
Class C (1948-62)
Ballpark Centene Stadium
Capacity 3,001
Opened 1940
League Titles (13) 1951, '54, '61, '71, '75, 76, '88, '89, '90, '02, '08, '11, '18
Division Titles (13) 1985, '88, '89, '90, '91, '97, '00, '02, '04, '07, '08, '17, '18
All-Time Record 3,085–2,781 (.526)
2021 Record 39-57 (4th, North)

VOYAGERS FRONT OFFICE

President..... Scott Reasoner
Assistant General Manager..... John Burks
Director of Ticket Operations..... Kenny Cole
Group Sales Manager..... Logan Jacobson
Coaching/Player Operations Assistant..... Kate Sisler
Head Groundskeeper..... Mark LaRue
Broadcaster..... Ross Drishinski

TEAM NAMES

Great Falls Electrics 1948-56, '58-63
Great Falls Dodgers 1957, '84-02
Great Falls Giants 1969-83
Great Falls White Sox 2003-07
Great Falls Voyagers 2008-Present

2021 MATCHUPS

June 2	A	L 7-2
June 4 (1)	A	L 9-8 (7)
June 4 (2)	A	L 11-2 (7)
June 5	H	W 8-7
June 6	H	W 9-5
June 7	H	L 10-5
June 30	H	L 4-3
July 1	H	L 16-8
July 2	H	L 8-6
July 7	A	W 7-4
July 8	A	W 4-1
July 9	A	L 14-4
July 10	H	W 11-10
July 11	H	W 5-2
July 12	H	W 7-6
August 25	A	L 13-4
August 26	A	L 6-5
August 27	A	W 10-7
August 28	A	L 12-6
August 29	A	W 6-4
August 30	A	L 12-4

Great Falls wins series 12-9

FIELD STAFF

Manager..... Tommy Thompson (2nd year, 3rd overall)
Pitching Coach..... Brandon Kloess (2nd year)
Coaching/Player Operations Assistant..... Kate Sisler (1st year)

MANAGER TOMMY THOMPSON



Tommy Thompson returns for his third season with the Voyagers and 14th overall as a minor league manager.

He played ten years from 1979-88, reaching Triple-A, before embarking on his managerial career, which included 28 total years in the Chicago White Sox system and a 2007 Carolina League title with Frederick.

Thompson previously managed Great Falls in 2016, leading them to a North Division title.

MANAGERIAL RECORD

YEAR	TEAM	W	L	PCT.	FINISH	POST.
1990	Utica	31	47	.397	4 (ME)	
1991	South Bend	69	70	.496	5 (No.)	
2007	Frederick	64	74	.464	3 (No.)	Champs
2008	Frederick	28	21	.571	3 (No.)	
2009	Windy City	56	40	.583	2 (We.)	L Semis
2011	Kannapolis	76	62	.551	3 (No.)	
2012	Win.-Salem	87	51	.630	1 (So.)	L Finals
2013	Kannapolis	61	76	.445	5 (No.)	
2014	Win.-Salem	61	78	.439	4 (So.)	
2015	Kannapolis	64	74	.464	6 (No.)	
2016	Great Falls	47	28	.627	1 (No.)	L Div. Ser.
2018	AZL W. Sox	30	26	.536	3 (Ce.)	
2021	Great Falls	39	57	.406	4 (No.)	
TOTALS		713	704	.503		1 Champ

YEARLY RESULTS (SINCE 1985)

YEAR	W	L	FINISH	POST.	MANAGER	ATTEND.
1985	54	16	1 (North)	L Finals	Kevin Kennedy	85,193
1986	40	30	2	L Finals	Kevin Kennedy	75,228
1987	35	34	3 (North)		Tim Johnson	64,226
1988	52	17	1 (North)	Champs	Tim Johnson	71,497
1989	53	14	1 (North)	Champs	Joe Vavra	69,637
1990	48	20	1 (North)	Champs	Joe Vavra	72,609
1991	46	24	1 (North)	L Finals	Glenn Hoffman	79,176
1992	38	35	2 (North)		Jon Debus	70,413
1993	37	35	3 (North)		Jon Debus	59,924
1994	34	38	3 (North)		Ron Roenicke	62,564
1995	31	38	3 (North)		John Shoemaker	62,312
1996	33	39	3 (North)		Mickey Hatcher	68,532
1997	40	32	1 (North)	L Finals	Mickey Hatcher	58,595
1998	40	35	3 (North)	L Div. Ser.	Dino Ebel	74,369
1999	29	47	4 (North)		Tony Harris	87,687
2000	42	34	2 (North)	L Finals	Juan Bustabad	81,266
2001	37	39	3 (North)		Dave Silvestri	88,198
2002	47	28	1 (North)	Champs	Dann Bilardello	90,079
2003	38	38	3 (North)		Chris Cron	114,603
2004	42	33	1 (North)	L Div. Ser.	John Orton	109,779
2005	32	44	4 (North)		John Orton	96,012
2006	28	48	4 (North)		Bobby Tolan	93,619
2007	51	24	1 (North)	L Finals	Chris Cron	107,045
2008	39	37	2 (North)	Champs	Chris Cron	106,831
2009	42	34	1 (North)	L Div. Ser.	Chris Cron	103,909
2010	47	28	1 (North)	L Div. Ser.	Chris Cron	66,106
2011	42	34	2 (North)	Champs	Ryan Newman	59,884
2012	40	36	3 (North)	L Div. Ser.	Ryan Newman	56,869
2013	48	28	1 (North)	L Div. Ser.	Ryan Newman	58,386
2014	39	37	2 (North)	L Div. Ser.	Charles Poe	49,520
2015	35	39	3 (North)		Cole Armstrong	45,414
2016	47	28	1 (North)	L Div. Ser.	Tommy Thompson	43,500
2017	34	42	3 (North)	L Finals	Tim Esmay	47,260
2018	34	41	4 (North)	Champs	Tim Esmay	47,625
2019	34	40	3 (North)		Tim Esmay	47,207
2021	38	56	4 (North)		Tommy Thompson	62,976

2022 MATCHUPS

June 17	A	7:00
June 18	A	7:00
June 19	A	4:00
July 19	H	6:35
July 20	H	6:35
July 21	H	6:35
July 22	H	6:35
July 23	H	6:35
July 24	H	1:05
August 16	A	7:00
August 17	A	7:00
August 18	A	7:00
August 19	H	6:35
August 20	H	6:35
August 21	H	1:05

9 Home, 6 Away

Coaching Experience

1989 – Birmingham Barons (Assistant)
1990 – Utica Blue Sox
1991 – South Bend White Sox
1992-05 – Chicago White Sox (Minor League Catching Coordinator)
2007-08 – Frederick Keys
2009 – Windy City Thunderbolts
2010 – Chicago White Sox (Roving Instructor)
2011 – Kannapolis Intimidators
2012 – Winston-Salem Dash
2013 – Kannapolis Intimidators
2014 – Winston-Salem Dash
2015 – Kannapolis Intimidators
2016 – Great Falls Voyagers
2018 – Arizona White Sox
2021 – Great Falls Voyagers

25 IDAHO FALLS CHUKARS



CONTACT INFORMATION

Stadium Address Melaleuca Field, 900 Jim Garchow Way, Idaho Falls, ID 83402
Mailing Address 900 Jim Garchow Way, Idaho Falls, ID 83402
Phone Number (208) 522-8363
Email Address chukars@ifchukars.com
Website www.ifchukars.com/



Idaho Falls Chukars



@ifchukars



ifchukars

CHUKARS QUICK FACTS

Founded 1940 (as Idaho Falls Russets)
League Pioneer League (1940-42, '46-Present)
Class **Independent (2021-Pres.)**
Rookie (1964-2020)
Class A (1963)
Class C (1940-42, 46-62)
Ballpark Melaleuca Field
Capacity 3,400
Opened June 22, 2007
League Titles (8) 1952, '63, '70, '74, '98, '00, '13, '19
Division Titles (8) 1978, '82, '98, '00, '06, '07, '13, '19
All-Time Record 3,338–3,513 (.487)
2021 Record 58-38 (2nd, North, L 1R)

CHUKARS FRONT OFFICE

President/General Manager..... Kevin Greene
Vice President..... Paul Henderson
Assistant General Manager..... Chris Hall
Account Executive..... Cody Haggerton
Account Executive..... Hunter Blackmon
Bookkeeper..... Anna Meyer
Director of Broadcasting & Media Relations..... Noah Moore
Broadcaster..... John Balginy

TEAM NAMES

Idaho Falls Russets	1940-42, '46-61	Idaho Falls Braves	1986-91, '93-99
Idaho Falls Yankees	1962-65	Idaho Falls Gems	1992
Idaho Falls Angels	1966-81	Idaho Falls Padres	2000-03
Idaho Falls A's	1982-84	Idaho Falls Chukars	2004-Present
Idaho Falls Eagles	1985		

2021 MATCHUPS

May 22 A L 17-11
May 24 (1) A W 14-12 (7)
May 24 (2) A L 10-2 (7)
July 3 A L 20-3
July 4 A W 5-4
July 5 A L 13-5
September 1 H W 9-5
September 2 H W 5-4
September 3 H W 9-5
September 4 A L 13-2
September 5 A W 10-7
September 6 A W 6-4
Billings wins series 7-5

FIELD STAFF

Manager..... Billy Gardner (2nd year)
Pitching Coach..... Bob Milacki (2nd year)
Hitting Coach..... Billy Butler (2nd year)

MANAGER BILLY GARDNER



Billy Gardner returns for his second season in Idaho Falls and his 25th season managing in the pro ranks after leading the Chukars to the second-best record in the Pioneer League and reaching the playoffs in 2021.

Aside from 2018-19, he has continuously managed in minor league baseball since 1995, winning two league championships and leading ten playoff teams.

Gardner played 1987-88 in the Kansas City Royals system. His father, Billy, played ten MLB seasons and managed six years for Minnesota and Kansas City.

MANAGERIAL RECORD

YEAR	TEAM	W	L	PCT.	FINISH	POST.
1995	Butte	19	51	.271	4 (So.)	
1996	Lowell	33	41	.446	3 (Mc)	
1997	Michigan	70	67	.511	2 (Ea.)	L 1R
1998	Michigan	79	61	.564	2 (Ea.)	L 1R
1999	Augusta	69	70	.496	3 (So.)	Champs
2000	Trenton	67	75	.472	5 (No.)	
2001	Trenton	67	75	.472	5 (No.)	
2002	Sarasota	62	74	.456	5 (We.)	
2003	Wilmington	80	60	.571	1 (No.)	L Div. Ser.
2004	Wilmington	77	62	.554	1 (No.)	L Div. Ser.
2005	High Desert	75	65	.536	T1 (So.)	L 1R
2006	Dayton	67	73	.479	5 (Ea.)	
2007	Montgomery	81	59	.579	1 (So.)	Champs
2008	Montgomery	69	70	.496	3 (So.)	
2009	Montgomery	65	74	.468	5 (So.)	
2010	Montgomery	72	66	.522	3 (So.)	
2011	Montgomery	65	74	.468	4 (So.)	
2012	Montgomery	74	63	.540	1 (So.)	L Div. Ser.
2013	Montgomery	71	69	.507	4 (So.)	
2014	Syracuse	81	62	.566	1 (No.)	L 1R
2015	Syracuse	66	78	.458	4 (No.)	
2016	Syracuse	61	82	.427	6 (No.)	
2017	Syracuse	54	87	.383	6 (No.)	
2021	Idaho Falls	58	38	.604	2 (No.)	L Div. Ser.
TOTALS		1582	1597	.498		2 Champ

Coaching Experience

1990-91 – Pittsfield Mets (Assistant)
1992 – St. Lucie Mets (Assistant)
1993 – Butte Copper Kings (Assistant)
1994 – High Desert Mavericks (Assistant)
1995 – Butte Copper Kings
1996 – Lowell Spinners
1997-98 – Michigan Battle Cats
1999 – Augusta GreenJackets
2000-01 – Trenton Thunder
2002 – Sarasota Red Sox
2003-04 – Wilmington Blue Rocks
2005 – High Desert Mavericks
2006 – Dayton Dragons
2007-13 – Montgomery Biscuits
2014-17 – Syracuse Chiefs
2018-19 – Wash. Nationals (Minor Lg. Coord.)
2021-Present – Idaho Falls Chukars

2022 MATCHUPS

August 9 A 7:05
August 10 A 7:05
August 11 A 7:05
August 12 A 7:05
August 13 A 7:05
August 14 A 4:00
September 5 H 4:05
September 6 H 6:35
September 7 H 6:35
September 8 H 6:35
September 9 H 6:35
September 10 H 4:05
6 Home, 6 Away

YEARLY RESULTS (SINCE 1985)

YEAR	W	L	FINISH	POST.	MANAGER	ATTEND.
1985	19	49	4 (South)		Ruben Rodriguez	20,647
1986	32	38	4		Rod Gilbreath	43,507
1987	36	34	2 (South)		Rod Gilbreath	52,164
1988	28	42	3 (South)		Jim Procopio	64,672
1989	27	40	4 (South)		Cloyd Boyer	65,773
1990	39	31	2 (South)		Steve Curry	77,942
1991	39	30	2 (South)		Steve Curry	71,292
1992	27	49	4 (South)		Dave Hilton	46,209
1993	36	40	3 (South)		Paul Runge	37,385
1994	30	42	3 (South)		Max Venable	53,180
1995	42	29	2 (South)	L Div. Ser.	Mike Basso	57,620
1996	38	34	2 (South)		Don Werner	53,755
1997	39	32	2 (South)	L Div. Ser.	Don Werner	56,039
1998	47	29	1 (South)	Champs	Don Werner	62,087
1999	48	27	1 (South)	L Div. Ser.	Don Werner	64,134
2000	45	29	1 (South)	Champs	Don Werner	64,845
2001	21	54	4 (South)		Jake Molina	63,410
2002	32	44	4 (South)		Don Werner	63,192
2003	24	52	4 (South)		Carlos Lezcano	57,854
2004	42	34	2 (South)	L Div. Ser.	Brian Rupp	61,237
2005	34	42	4 (South)		Brian Rupp	65,313
2006	40	36	2 (South)	L Finals	Brian Rupp	73,802
2007	45	30	1 (South)	L Div. Ser.	Brian Rupp	104,960
2008	33	43	4 (South)		Jim Gabella	95,470
2009	43	31	2 (South)		Darryl Kennedy	94,674
2010	27	49	4 (South)		Brian Buchanan	91,551
2011	33	43	3 (South)		Brian Buchanan	94,518
2012	35	41	3 (South)		Omar Ramirez	89,828
2013	41	35	1 (South)	Champs	Omar Ramirez	96,367
2014	38	38	3 (South)		Omar Ramirez	79,895
2015	38	38	3 (South)	L Finals	Justin Gemoll	90,884
2016	40	36	1 (South)		Justin Gemoll	96,866
2017	33	43	4 (South)		Justin Gemoll	90,816
2018	43	33	3 (South)		Omar Ramirez	101,448
2019	34	41	4 (South)	Champs	Omar Ramirez	102,859
2021	58	38	2 (South)	L Div. Ser.	Billy Gardner	109,647



MISSOULA PADDLEHEADS 26



CONTACT INFORMATION

Stadium Address Ogren Park at Allegiance Field
700 Cregg Lane, Missoula, MT 59801
Mailing Address 140 N. Higgins Ave., Missoula, MT 59801
Phone Number (406) 543-3300
Email Address wharton@gopaddleheads.com
Website www.gopaddleheads.com/



Missoula Paddleheads



@GoPaddleheads



gopaddleheads

PADDLEHEADS QUICK FACTS

Founded 1999 (as Missoula Osprey)
League Pioneer League (1999-Present)
Class **Independent (2021-Pres.)**
Rookie (1999-2020)
Ballpark Ogren Park at Allegiance Field
Capacity 3,500
Opened June 18, 2004
League Titles (5) 1999, '06, '12, '15, '21
Division Titles (4) 1999, '06, '09, '21
All-Time Record 837–844 (.498)
2021 Record 65-31 (1st, North, League Champions)

PADDLEHEADS FRONT OFFICE

President..... Matt Ellis
Senior Director, Sales and Retail..... Kim Klages Johns
Director of WoW-Entertainment & Promotions..... Sam Boyd
Director of Accounting & Human Relations..... Rebecca Anciaux
Creative Content & Marketing Manager..... Wesley Harton
Administration & eCommerce Specialist..... Jeanie Leidholt
First Impressions Manager..... Halle Nurse
Retail & Adopt-A-Paddlehead Manager..... Dawna Kulaski
Group Sales Manager..... Matt Zaleski
Stadium Operations Specialist..... Jayden Commendatore
Broadcaster..... Geoff Safford

TEAM NAMES

Missoula Osprey 1999-2019
Missoula Paddleheads 2020-Present

2021 MATCHUPS


June 9	H	L 9-6
June 10	H	L 8-3
June 11	H	L 8-5
June 12	A	W 6-6 (KOW)
June 13	A	L 4-0
June 14	A	W 5-4
July 14	A	L 12-2
July 15	A	L 16-13
July 16	A	L 16-8
July 17	A	L 12-6
July 18	A	W 12-8
July 19	A	W 8-5
August 4	H	W 8-1
August 5	H	W 14-4
August 6	H	L 4-1
August 7	H	W 4-4 (KOW)
August 8	H	L 11-8
August 9	H	W 8-7
September 8	A	L 6-6 (KOL)
September 9	A	L 11-4
September 10	A	L 8-7

Missoula wins series 13-8

FIELD STAFF

Manager..... Michael Schlact (2nd year)
Assistant/First Base Coach..... Ryan Whithorn (1st year)
Hitting Coach..... Jeff Lyle (1st year)
Athletic Trainer..... Luke McCarthy (2nd year)

MANAGER MICHAEL SCHLACT



Reigning Pioneer League champion and league Manager of the Year Michael Schlact returns to Missoula to lead the Paddleheads' defense of their 2021 title.

2022 marks Schlact's second season in Missoula, his fourth managing in the professional ranks, and his seventh season coaching in minor league baseball.

Schlact was originally selected in the third round of the 2004 MLB Draft out of Wheeler High School in Marietta, GA by the Texas Rangers. He pitched in the Rangers system from 2004-10, reaching as high as Double-A, before pitching in the Atlantic League and American Association in 2011-12 and 2014.

Schlact went 40-55 with a 5.34 ERA over ten professional seasons.

MANAGERIAL RECORD

YEAR	TEAM	W	L	PCT.	FINISH	POST.
2017	Fargo-Mhd.	16	8	.667	2 (No.)	
2018	Fargo-Mhd.	51	49	.510	3 (No.)	
2021	Missoula	65	31	.677	1 (No.)	Champs
TOTALS		132	88	.600		1 Champ

YEARLY RESULTS

YEAR	W	L	FINISH	POST.	MANAGER	ATTEND.
1999	45	31	2 (North)	Champs	Joe Almaraz	56,099
2000	44	32	1 (North)		Chip Hale	53,116
2001	52	24	1 (North)	L Div. Ser.	Chip Hale	54,868
2002	35	41	4 (North)		Jack Howell	55,268
2003	36	40	4 (North)		Tony Perezchica	51,236
2004	27	46	4 (North)		Jim Presley	64,942
2005	34	42	3 (North)		Jim Presley	67,922
2006	42	34	2 (North)	Champs	Hector De La Cruz	70,062
2007	27	49	4 (North)		Damon Mashore	86,881
2008	21	54	4 (North)		Audo Vicente	81,001
2009	40	36	2 (North)	L Finals	Audo Vicente	85,034
2010	28	47	4 (North)		Hector De La Cruz	87,345
2011	41	35	3 (North)	L Div. Ser.	Hector De La Cruz	86,313
2012	41	35	2 (North)	Champs	Andy Green	89,812
2013	31	42	3 (North)		Andy Green	81,686
2014	36	40	3 (North)		Audo Vicente	84,429
2015	42	33	1 (North)	Champs	Joe Mather	77,438
2016	33	42	3 (North)		Joe Mather	73,207
2017	38	38	1 (North)	L Div. Ser.	Mike Benjamin	71,936
2018	39	36	2 (North)		Mike Benjamin	65,919
2019	40	36	1 (North)		Juan Francia	57,076
2021	65	31	1 (North)	Champs	Michael Schlact	72,174

2022 MATCHUPS

May 25	A	7:05	2015-17 — Fargo-Moorhead RedHawks (Pitching Coach)
May 26	A	7:05	
May 27	A	7:05	2017 — Fargo-Moorhead RedHawks (Interim Manager)
June 8	A	7:05	
June 9	A	7:05	2018 — Fargo-Moorhead RedHawks
June 10	A	7:05	
June 11	H	6:35	2019 — Rocky Mountain Vibes (Pitching Coach)
June 12	H	1:05	
June 13	H	6:35	2021 — Missoula Paddleheads
August 23	H	7:00	
August 24	H	7:00	
August 25	H	7:00	
August 26	H	6:35	
August 27	H	6:35	
August 28	H	1:05	

9 Home, 6 Away



CONTACT INFORMATION

Stadium Address 801 Diamond Valley Dr., Windsor, CO 80550
Mailing Address 1111 Diamond Valley Dr Suite 105, Windsor, CO 80550
Phone Number (970) 460-0151
Email Address bbaker@futurelegendscomplex.com
Website www.nocoowlz.com/



Northern Colorado Owlz



@OwlzNoCo



nocoowlz

OWLZ QUICK FACTS

Founded 2001 (as Provo Angels)
League Pioneer League (2001-Present)
Class **Independent (2022-Pres.)**
Rookie (2001-2020)
Ballpark TicketSmarter Stadium
Capacity 6,500
Opened June 1, 2022 (Scheduled)
League Titles (5) 2004 (as Provo Angels)
2005, '07, '09, '16 (as Orem Owlz)
Division Titles (8) 2001, '02, '03, '04 (as Provo Angels)
2005, '08, '09, '11 (as Orem Owlz)
All-Time Record 793–645 (.551) Overall
0-0 in Northern Colorado
2021 Record Did not play; on one-year hiatus

OWLZ FRONT OFFICE

General Manager..... Jason Ficca
Assistant General Manager..... Harrison Shapiro
Director of Marketing and Communications..... Damian Foley
Director of Ticketing..... Lynsae Sack
Communications Manager..... Blake Baker
Digital Media Manager..... Nate Martinez
Photography and Videography Manager..... Ashley Potts
Broadcaster..... Brendan Price

TEAM NAMES

Provo Angels (Provo, UT) 2001-04
Orem Owlz (Orem, UT) 2005-20
Northern Colorado Owlz 2021-Present

FIELD STAFF

Manager..... Cory Snyder (1st year)
Pitching Coach..... Maverick Buffo (1st year)

YEARLY RESULTS

YEAR	W	L	FINISH	POST.	MANAGER	ATTEND.
2001	53	23	1 (South)	L Finals	Tom Kotchman	51,919
2002	38	38	2 (South)	L Finals	Tom Kotchman	55,050
2003	54	22	1 (South)	L Finals	Tom Kotchman	56,856
2004	44	32	1 (South)	Champs	Tom Kotchman	43,920
2005	38	38	T2 (South)	Champs	Tom Kotchman	76,784
2006	45	31	1 (South)	L Div. Ser.	Tom Kotchman	102,631
2007	37	38	2 (South)	Champs	Tom Kotchman	109,125
2008	52	23	1 (South)	L Finals	Tom Kotchman	108,283
2009	51	25	1 (South)	Champs	Tom Kotchman	96,926
2010	39	36	2 (South)	L Div. Ser.	Tom Kotchman	81,229
2011	46	30	1 (South)	L Div. Ser.	Tom Kotchman	104,007
2012	35	41	T3 (South)		Tom Kotchman	87,392
2013	39	36	2 (South)		Tom Kotchman	85,630
2014	42	33	2 (South)	L Finals	Dave Stapleton	83,179
2015	41	35	2 (South)	L Div. Ser.	Dave Stapleton	85,733
2016	38	38	T2 (South)	Champs	Dave Stapleton	57,504
2017	49	26	1 (South)	L Div. Ser.	Tom Nieto	55,981
2018	22	54	4 (South)		Dave Stapleton	51,092
2019	30	46	4 (South)		Jack Santora	45,561
2021					—On Hiatus—	

2021 MATCHUPS

Did not play

2022 MATCHUPS

May 28 H 6:35
May 29 H 1:05
May 30 H 1:05
July 26 A 7:05
July 27 A 7:05
July 28 A 7:05
July 29 A 7:05
July 30 A 7:05
July 31 A 1:05

3 Home, 6 Away

MANAGER CORY SNYDER



Coaching Experience

2007-09 — St. George Roadrunners
2008 — San Diego Surf Dawgs (Winter)
2010 — Maui Na Koa Ikaika
2011-13 — Jackson Generals (Hitting Coach)
2014-15 — Tacoma Rainiers (Hitting Coach)
2016 — Pericos de Puebla (Mexico)
2017-18 — CTBC Brothers (Taiwan)
2022 — Northern Colorado Owlz

Cory Snyder helms the Owlz in their inaugural season in Northern Colorado as he begins his 13th season coaching in professional baseball and his eighth season as a manager.

Snyder previous joined the Orem Owlz in 2019 as their Director of Public Relations following stints managing in the Golden Baseball League, Mexico, and Taiwan, as well as five seasons coaching in the Seattle organization.

As a player he played nine MLB seasons for five teams, hitting .247 lifetime with 149 home runs, while also appearing on the cover of Sports Illustrated in 1987 with Cleveland teammate Joe Carter

MANAGERIAL RECORD

YEAR	TEAM	W	L	PCT.	FINISH	POST.
2007	St. George	23	52	.307	6	
2008	St. George	43	45	.510	3 (So.)	
2008	San Diego	10	9	.536	3	L Semis
2009	St. George	48	34	.585	1 (So.)	L Semis
2010	Maui	56	26	.683	1 (So.)	L Finals
2016	Puebla	74	38	.661	2 (Sur)	Champs
2017	Brothers	53	64	.453	3	L Finals
2018	Brothers	48	71	.403	4	
TOTALS		355	339	.512		1 Champ



OGDEN RAPTORS

28



CONTACT INFORMATION

Stadium Address Lindquist Field, 2330 Lincoln Ave., Ogden, UT 84401
Mailing Address 2330 Lincoln Ave., Ogden, UT 84401
Phone Number (801) 393-2400
Email Address homerun@ogden-raptors.com
Website www.ogden-raptors.com



Ogden Raptors



@ogdenraptors



ogden_raptors

RAPTORS QUICK FACTS

Founded 1994
League Pioneer League (1994-Present)
Class **Independent (2021-Present)**
Rookie (1994-2020)
Ballpark Lindquist Field
Capacity 6,700
Opened June 24, 1997
League Titles (1) 2017
Division Titles (10) 1996, '05, '10, '11, '12, '14, '16, '17, '18, '19
All-Time Record 1,080–964 (.528)
2021 Record 54-42 (1st, South; L 1R)

RAPTORS FRONT OFFICE

President..... Dave Baggott
General Manager..... Trevor Wilson
Director, Information Technology..... Chris Greene
Director, Social Media..... Kevin Johnson
Director, Public Relations..... Pete Diamond
Assistant Director, Gameday Operations..... Richard Armstrong
Head Groundskeeper..... Kenny Kopinski
Assistant Groundskeeper..... Frank Patrick
Manager, Clubhouse/Facilities..... Dave Ackerman

FIELD STAFF

Manager..... Kash Beauchamp (1st year)
Pitching Coach..... Les Lancaster (1st year)
Bullpen Coach..... Evan Parker (2nd year)
First Base/Catching Coach..... Bryan Kloppe (1st year)
Athletic Trainer..... Jessica Vlisides-Henry (2nd Year)

YEARLY RESULTS

YEAR	W	L	FINISH	POST.	MANAGER	ATTEND.
1994	41	31	2 (South)		Willie Ambos	57,707
1995	32	38	3 (South)		Willie Ambos	56,630
1996	42	30	1 (South)	L Finals	Bernie Moncallo	62,120
1997	36	35	3 (South)		Bernie Moncallo	101,256
1998	38	38	3 (South)	L Div. Ser.	Ed Sedar	99,443
1999	26	50	4 (South)		J. Pont/E. Sedar	81,345
2000	41	34	2 (South)	L Div. Ser.	Ed Sedar	99,812
2001	36	38	3 (South)		Ed Sedar	109,360
2002	40	35	1 (South)	L Div. Ser.	Tim Blackwell	126,700
2003	35	41	2 (South)	L Div. Ser.	Travis Barbary	126,706
2004	35	40	3 (South)		Travis Barbary	133,886
2005	39	37	1 (South)	L Div. Ser.	Juan Bustabad	131,371
2006	37	39	3 (South)		Lance Parrish	134,961
2007	34	41	3 (South)		Jeff Carter	130,266
2008	42	33	2 (South)	L Div. Ser.	Mike Brumley	138,555
2009	42	34	3 (South)	L Div. Ser.	Damon Berryhill	146,068
2010	44	31	1 (South)	L Finals	Damon Berryhill	132,799
2011	41	35	2 (South)	L Finals	Damon Berryhill	130,817
2012	44	32	1 (South)	L Finals	Damon Berryhill	123,625
2013	36	40	3 (South)		Damon Berryhill	124,687
2014	37	38	4 (South)	L Div. Ser.	Jack McDowell	108,504
2015	43	33	1 (South)		John Shoemaker	125,398
2016	38	38	T2 (South)	L Div. Ser.	Shaun Larkin	124,200
2017	47	29	2 (South)	Champs	Mark Kertenian	128,348
2018	46	30	1 (South)	L Div. Ser.	Jeremy Rodriguez	129,285
2019	54	22	1 (South)	L Finals	Austin Chubb	146,201
2021	54	42	1 (South)	L Div. Ser.	Dean Stiles	156,734

2021 MATCHUPS

August 11 A W 16-2
August 12 A L 8-6
August 13 A L 9-3
August 14 A L 9-7
August 15 A L 14-8
August 16 A L 25-6
Ogden wins series 5-1

2022 MATCHUPS

August 29 A 6:30
August 30 A 6:30
August 31 A 6:30
September 1 A 6:30
September 2 A 6:30
September 3 A 6:30
0 Home, 6 Away



Coaching Experience

1995-97 – Montreal Expos (Minor Lg. Coach)
1998-00 – New Jersey Jackals
2001 – Lincoln Saltdogs
2002-04 – Adirondack/Bangor Lumberjacks
2006 – Pensacola Pelicans
2007 – Anderson Joes
2008 – Wichita Wingnuts
2018 – Southern Maryland Blue Crabs (Hitting Coach)
2019-21 – Winnipeg Goldeyes (Hitting Coach)
2022 – Ogden Raptors

Kash Beauchamp takes the reins of the Raptors for the 2022 campaign, his ninth season as an independent league manager and first season in charge since 2008.

Beauchamp has nearly 20 years of coaching experience in the pro ranks, in addition to holding a scouting role with the Arizona Diamondbacks and administrative roles with the now-defunct Golden Baseball League and South Coast League.

Beauchamp was the first overall selection in the 1982 January Draft by Toronto and played a total of 14 seasons professionally, batting .285 with 78 homers.

MANAGERIAL RECORD

YEAR	TEAM	W	L	PCT.	FINISH	POST.
2000	New Jersey	31	53	.369	4 (So.)	
2001	Lincoln	52	38	.578	2 (So.)	L Finals
2002	Adirondack	52	38	.578	1 (No.)	L Finals
2003	Bangor	42	49	.462	4 (No.)	
2004	Bangor	56	36	.609	3 (No.)	L 1R
2006	Pensacola	39	57	.406	4 (So.)	
2007	Anderson	20	14	.588	5	
2008	Wichita	45	50	.474	5 (No.)	
TOTALS		337	335	.501		



ROCKY MOUNTAIN



CONTACT INFORMATION

Stadium Address UCHealth Park, 4385 Tutt Blvd., Colorado Springs, CO 80922
Mailing Address 4385 Tutt Blvd., Colorado Springs, CO 80922
Phone Number (719) 597-1449
Email Address info@vibesbaseball.com
Website www.vibesbaseball.com



Rocky Mountain Vibes Baseball



@Vibesbaseball



vibesbaseball

VIBES QUICK FACTS

Founded 2019
League Pioneer League (2019-Present)
Class **Independent (2021-Present)**
 Rookie (2019-20)
Ballpark UC Health Park
Capacity 8,500
Opened June 18, 1988
League Titles (0)
Division Titles (0)
All-Time Record 54-116
2021 Record 22-73 (4th, South)

VIBES FRONT OFFICE

Owner, Elmore Sports Group..... David G. Elmore
President & General Manager..... Chris Jones
Assistant General Manager..... Aaron Griffith
Director of Finance..... Donny Bailey
Director of Sales & Hospitality..... Jake Hathaway
Group Sales Manager & Military Liasion..... Dean McKissock
Corporate Sales Manager..... Kay Goodell
Merchandising Manager..... Jacob Nemitz
Head Groundskeeper..... Collin Tyzinski
Operations & Clubhouse Manager..... Daniel Ortiz
Assistant Clubhouse Manager & Operations..... Presley Greier
Broadcaster..... Tyler Petersen

2021 MATCHUPS

May 26 H W 17-7
May 27 H W 9-4
May 28 H L 12-6
May 29 H L 7-2
May 30 H W 12-8
May 31 H W 6-3
July 28 A L 8-5
July 29 A W 8-8 (KO)
July 30 A W 19-7
Aug. 1 (1) A L 7-5 (7)
Aug. 1 (2) A W 7-5 (7)
August 2 A W 9-8
Aug. 21 (1) H L 3-3 (7, KO)
Aug. 21 (2) H W 4-2 (7)
Aug. 22 (1) H L 5-5 (7, KO)
Aug. 22 (2) H L 11-6 (7)
Aug. 23 (1) H W 7-0 (7)
Aug. 23 (2) H W 7-2 (7)
 Billings wins series 11-7

2022 MATCHUPS

June 29 A 6:30
June 30 A 6:30
July 1 A 6:30
July 2 A 6:30
July 3 A 6:30
July 4 A 6:30
 0 Home, 6 Away

FIELD STAFF

Manager..... Francisco Cabrera (1st year)
Pitching Coach..... Jalen Peguero (1st year)
Hitting Coach..... Luany Sanchez (1st year)
Bullpen Coach..... Luis Valenzuela (1st year)
Athletic Trainer..... Emily Weaver (2nd year)
Athletic Trainer..... Mario Arguelles (2nd year)

MANAGER FRANCISCO CABRERA



Francisco Cabrera comes to Rocky Mountain for his first season managing at any level.

A former MLB catcher and first baseman, Cabrera is most well-known for his walk-off single in Game 7 of the 1992 NLCS that sent the Atlanta Braves to the World Series.

He played five years in MLB (1989-93), batting .257 with 17 homers and 62 RBI, though his professional playing career extended from 1986-1998 and 2003.

He has coached in Dominican Summer League for eight seasons and was originally tabbed as a catching/infielders coach role with the Vibes in 2021 but stayed home due to COVID-19

MANAGERIAL RECORD

YEAR	TEAM	W	L	PCT.	FINISH	POST.
First season in professional baseball						

YEARLY RESULTS

YEAR	W	L	FINISH	POST.	MANAGER	ATTEND.
2019	32	43	3 (South)		Nestor Corredor	137,294
2021	22	73	4 (South)		M. Carillo/E. Dennis	124,762



2021

IN REVIEW

31 PIONEER LEAGUE



2021 PIONEER LEAGUE OVERALL STANDINGS

Northern Division

	W	L	GB	PCT	RS	RA	ATTENDANCE	MANAGER
Missoula Paddleheads	65	31	--	.677	830	647	72,174	Michael Schlact
Idaho Falls Chukars	58	38	7.0	.604	943	654	109,647	Billy Gardner
Billings Mustangs	44	52	21.0	.458	632	745	111,271	Joe Kruzal
Great Falls Voyagers	39	57	26.0	.406	691	745	62,976	Tommy Thompson

Southern Division

	W	L	GB	PCT	RS	RA	ATTENDANCE	MANAGER
Ogden Raptors	54	41	--	.568	838	673	156,734	Dean Stiles
Grand Junction Rockies	52	43	2.0	.547	700	686	73,518	Jimmy Johnson
Boise Hawks	48	47	6.0	.505	685	702	128,292	Gary Van Tol
Rocky Mountain Vibes	22	73	32.0	.232	483	931	124,762	M. Carillo/E. Dennis

FIRST HALF

Northern Division

	W	L	GB	PCT
Missoula Paddleheads*	35	13	--	.729
Idaho Falls Chukars*	34	14	1.0	.708
Great Falls Voyagers	19	29	16.0	.396
Billings Mustangs	18	30	17.0	.375

Southern Division

	W	L	GB	PCT
Ogden Raptors*	29	19	--	.604
Grand Junction Rockies	26	21	2.5	.553
Boise Hawks	20	28	9.0	.417
Rocky Mountain Vibes	10	37	18.5	.213

*Playoff qualifier

SECOND HALF

Northern Division

	W	L	GB	PCT
Missoula Paddleheads	30	18	--	.625
Billings Mustangs	26	22	4.0	.542
Idaho Falls Chukars	24	24	6.0	.604
Great Falls Voyagers	20	28	10.0	.416

Southern Division

	W	L	GB	PCT
Boise Hawks*	28	19	--	.596
Grand Junction Rockies	26	22	2.5	.542
Ogden Raptors	25	22	3.0	.532
Rocky Mountain Vibes	12	36	32.0	.250

*Playoff qualifier

Note: Idaho Falls earned second Northern playoff berth on basis of second-best overall record due to Missoula winning both halves

PIONEER LEAGUE PLAYOFFS

Missoula	1	Sept. 11: Missoula 11, Idaho Falls 2
Idaho Falls	0	
Boise	1	Sept. 11: Boise 8, Ogden 7
Ogden	0	

Missoula	2	Sept. 13: Missoula 8, Boise 2
		Sept. 15: Boise 5, Missoula 4
Boise	1	Sept. 16: Missoula 14, Boise 1

AWARD WINNERS

Most Valuable Player	Zac Almond, Missoula .354, 26 HR, 91 RBI, 83 R, 1.105 OPS
Pitcher of the Year	Mark Simon, Missoula 9-2, 3.00 ERA, 7 SV, 60 IP, 87 K
Rookie of the Year	Jalen Garcia, Billings .350, 16 HR, 75 RBI, 29 SB, 90 R
Manager of the Year	Michael Schlact, Missoula 65-31 record, Pioneer League title
Intl. Player of the Year	Jason Matthews, Great Falls .351, 8 HR, 69 RBI, 79 R, .998 OPS
Knockout Rd. Champion	Manny Olloque, Rocky Mountain Won three knockout rounds

POSTSEASON ALL-STARS

C	Zac Almond, Missoula—.354, 26 HR, 91 RBI
1B	Webb Little, Idaho Falls—.341, 15 HR, 102 RBI
2B	Vinny Esposito, Grand Junction—.300, 23 HR, 85 RBI
3B	Cameron Thompson, Missoula—.352, 13 HR, 63 RBI
SS	Clay Fisher, Missoula—.405, 19 HR, 71 RBI
OF	Josh Broughton, Ogden—.405, 13 HR, 79 RBI, 13 SB
OF	Matt Feinstein, Idaho Falls—.366, 22 HR, 116 RBI
OF	Jakob Goldfarb, Ogden—.342, 24 HR, 90 RBI, 45 SB
DH	David Marberry, Ogden—.412, 10 HR, 73 RBI
SP	Matt Dallas, Boise—9-4, 4.35, 97.1 IP, 119 K
RP	Mark Simon, Missoula— 9-2, 3.00, 7 SV, 60 IP, 87 K
CL	Robbie Baker, Grand Junction—4-1, 0.77, 50 K, 12 SV



SEASON SYNOPSIS

32

2021 marked a new frontier for the Billings Mustangs and the Pioneer League as a whole. The season already was going to be challenging enough after the 2020 campaign was wiped out by the COVID-19 pandemic, but a reorganization of Minor League Baseball would throw another wrench into the plans of the Mustangs and their fellow PL clubs.

In the reorganization, all eight clubs of the Pioneer League were left out of Minor League Baseball's 2021 alignment, representing eight of 43 clubs in total that lost their affiliation with a Major League club. However, rather than deprive a region of the country of their only form of professional baseball, the PL re-tooled their lineup and soldiered on. The former Orem Owlz, in the midst of a move to Windsor, Colorado but without a ballpark for the time being, sat out the 2021 season. In their place, the Boise Hawks, who were booted from the former Northwest League, joined the Pioneer League to keep the circuit at eight teams, becoming the PL's first franchise in the Idaho capital since 1963.



The Mustangs line up before their home opener on May 26

With these eight squads, the Pioneer League set out as an independent league, attaining MLB Partner League status, but maintaining little link to their affiliated past. The league also set about playing 96 games beginning in late May, instead of the 76-game slate commencing in mid-June that the Pioneer League played for over half a century. Furthermore, each team had to hire their own coaches and sign their own players, something that the Mustangs hadn't had to since their inaugural 1948 season—and most PL squads have never had to do.

Nonetheless, despite these challenges, the Mustangs took the field on May 22 in Idaho Falls for the first time in 618 days. The opener cast an ominous spell on the season, as Billings allowed ten runs in the first two innings and committed five errors en route to a 17-11 loss. After starting 11-12, the Mustangs' first half took a turn for the worse with a nine-game losing streak in the midst of a 1-13 stretch. Even once the calendar hit July, Billings couldn't recover, and the Mustangs finished the first half on July 16 in last place in the Northern Division with an 18-30 record.

However, the Mustangs quickly flipped the switch at the right time, led by a high-powered offense. Manager Joe Kunzel, who had previously managed the Mustangs in 2007, had an ace up his sleeve in the form of Billings native Jalen Garcia. The MSU-Billings alum finished his first pro season with a flurry, kicking off a 19-game hitting streak with a two-homer night on July 26. Over the final 42 games, Garcia hit .390 with 15 homers, while showing off his speed with seven triples and 14 steals.

Not to be outdone, Anthony Amicangelo hit .392 and drove in 61 runs over the final 45 games while Christian Sepulveda debuted with the Mustangs on July 21 and homered in his first two professional games, beginning a run that saw him hit .317 with seven homers, 42 RBI and 16 stolen bases in 44 games to finish the season.

The pitching was hit early on, as top starter Taylor Bloye had his contract sold to the Kansas City Royals on July 13. Nonetheless the pitching stabilized somewhat from the back end of the bullpen, as workhorse Neil Lang won seven games in relief and worked in 40 games. Yasnier Laureano and Colin Kelly came in as reinforcements late and pitched well, helping shore up a staff that lost Chris Jefferson (to Seattle) and Ruben Ramirez (to Kansas City) to MLB clubs in August.

With these pieces in place, the Mustangs won five straight in the first week of the second half. By the second week of August, Billings was 16-6 in the second half and led the Northern Division by three games. However, a disastrous series ensued in Ogden in mid-August. After winning the opener 16-2, the series quickly turned, and the Mustangs dropped the final five games to the Raptors, capped off by a 25-6 shellacking on August 16. Billings held on to first place for nearly two more weeks, but fell out of the top spot in the second-half standings on August 28 after spending 40 of the first 42 days of the second half with at least a share of the divisional lead. Nonetheless, the Mustangs won five of six in their final homestand against Idaho Falls to keep pace with Missoula, entering a three-game season-ending series with the Paddleheads trailing by one game. Winning the series would put the Mustangs in the playoffs, but instead Billings dropped all three, finishing the second half in second place, at 26-22, with an overall record of 44-52.

For the year, Amicangelo hit .378 and drove in 85 runs in just 77 games. Garcia hit .350 with 16 homers and 75 RBI, and showed off his speed with 13 triples and 29 stolen bases, both second in the Pioneer League. For his efforts, he was named Pioneer League Rookie of the Year.

The Mustangs also had five players sold to MLB organizations: Infielder Jordan Hovey (Kansas City), Outfielder Liam Sabino (Seattle), Pitcher Taylor Bloye (Kansas City), Pitcher Ruben Ramirez (Kansas City), and Pitcher Chris Jefferson (Seattle).



2021 Pioneer League Rookie of the Year
Jalen Garcia

33 2021 RESULTS



FIRST HALF SCHEDULE AND RESULTS

Date	Opponent		Score	Record	Place	GB	Win	Loss	Save	Time	Attendance
5/22	@ Idaho Falls	L	11-17	0-1	T3	-1.0	Rodriguez	Smith (0-1)		4:04	2,784
5/23	@ Idaho Falls						POSTPONED - Made up May 24				
5/24	@ Idaho Falls (1)	W	14-12 (7)	1-1	T2	-1.0	Kelly (1-0)	Medina	Gonzales (1)	3:20	-
5/24	@ Idaho Falls (2)	L	2-10 (7)	1-2	3	-2.0	Leach	Espinoza (0-1)		2:58	973
5/26	Rocky Mountain	W	17-7	2-2	3	-1.5	Wells (1-0)	Morell		3:32	1,704
5/27	Rocky Mountain	W	9-4	3-2	T2	-1.0	Viney (1-0)	Martinez		3:08	1,486
5/28	Rocky Mountain	L	6-12	3-3	T2	-2.0	Valle	Carrell (0-1)		4:01	1,963
5/29	Rocky Mountain	L	2-7	3-4	T2	-3.0	Correa	Smith (0-2)		2:43	2,913
5/30	Rocky Mountain	W	12-8	4-4	2	-3.0	Espinoza (1-1)	Ochoa		3:05	2,564
5/31	Rocky Mountain	W	6-3	5-4	2	-2.0	Ackerman (1-0)	Morell	Gonzales (2)	3:04	3,002
6/2	@ Great Falls	L	2-7	5-5	T2	-3.0	Harmon	Viney (1-1)		2:52	1,107
6/3	@ Great Falls						POSTPONED - Made up June 4				
6/4	@ Great Falls (1)	L	8-9 (7)	5-6	3	-4.0	Kern	Gonzales (0-1)		3:06	-
6/4	@ Great Falls (2)	L	2-11 (7)	5-7	3	-5.0	Ellis	Carrell (0-2)		2:32	2,192
6/5	Great Falls	W	8-7	6-7	3	-5.0	Kelly (2-0)	Hupp		2:56	3,248
6/6	Great Falls	W	9-5	7-7	3	-5.0	Ackerman (2-0)	Jones	Gonzales (3)	3:09	2,276
6/7	Great Falls	L	5-10	7-8	3	-6.0	Harmon	Viney (1-2)	Kern	3:45	2,143
6/9	Missoula	L	6-9	7-9	3	-7.0	Sigman	Gonzales (0-2)		3:15	2,229
6/10	Missoula	L	3-8	7-10	3	-8.0	Pena	Bloye (0-1)		3:07	1,866
6/11	Missoula	L	5-8	7-11	3	-9.0	Hilton	Espinoza (1-2)	Cole	3:03	3,316
6/12	@ Missoula	W	6-6(KOW)	8-11	3	-8.0				3:25	2,000
6/13	@ Missoula	L	0-4	8-12	3	-9.0	Bash	Viney (1-3)		3:08	1,344
6/14	@ Missoula	W	5-4	9-12	3	-8.0	Smith (1-2)	Toelken	Chapman (1)	3:43	1,407
6/16	Grand Junction	W	10-4	10-12	3	-8.0	Bloye (1-1)	Varela		3:15	2,701
6/17	Grand Junction	W	4-0	11-12	3	-8.0	Espinoza (2-2)	Flynn		3:07	2,535
6/18	Grand Junction	L	3-5	11-13	3	-8.0	Nicacio	Torres (0-1)	Baker	3:03	3,321
6/19	Grand Junction	L	2-15	11-14	3	-8.0	Hroch	Viney (1-4)		3:25	3,270
6/20	Grand Junction	L	2-6	11-15	T3	-8.0	Fuentes	Smith (1-3)		3:08	2,410
6/21	Grand Junction	L	5-6	11-16	4	-8.0	Nicacio	Ackerman (2-1)	Baker	3:43	2,804
6/23	@ Boise	L	4-10	11-17	4	-9.0	Dallas	Espinoza (2-3)		3:18	2,815
6/24	@ Boise	L	5-9	11-18	4	-10.0	Baggs	Hacker (0-1)	Chadwick	3:30	2,797
6/25	@ Boise	L	4-11	11-19	4	-10.0	Gabbert	Viney (1-5)		2:49	2,807
6/26	@ Boise	L	8-17	11-20	4	-10.0	Lines	Smith (1-4)		3:28	3,083
6/27	@ Boise	L	5-8	11-21	4	-11.0	Vancena	Bloye (1-2)	Chadwick	3:17	1,803
6/28	@ Boise	W	3-2	12-21	4	-11.0	Bryan (1-0)	Chadwick		3:27	2,008
6/30	Great Falls	L	3-4	12-22	4	-12.0	Kern	Chapman (0-1)		3:47	2,772
7/1	Great Falls	L	8-16	12-23	4	-12.5	Ellis	Smith (1-5)		3:26	2,552
7/2	Great Falls	L	6-8	12-24	4	-14.0	Larson	Bryan (1-1)	Kern	3:36	
7/3	@ Idaho Falls	L	3-20	12-25	4	-14.0	Brodkowitz	Rosario (0-1)		3:35	1,938
7/4	@ Idaho Falls	W	5-4	13-25	4	-14.0	Lang (1-0)	Nunnally	Bryan (1)	3:45	2,912
7/5	@ Idaho Falls	L	5-13	13-26	4	-15.0	Dubsky	Hacker (0-2)		3:42	3,197
7/7	@ Great Falls	W	7-4	14-26	4	-14.0	Lang (2-0)	Hupp		3:10	1,205
7/8	@ Great Falls	W	4-1	15-26	4	-14.0	Bloye (2-2)	Kaufman	Bryan (2)	2:42	2,188
7/9	@ Great Falls	L	4-14	15-27	4	-15.0	Ellis	Rosario (0-2)		3:20	1,982
7/10	Great Falls	W	11-10	16-27	4	-15.0	Leach (2-0)	Eggelston		3:47	3,546
7/11	Great Falls	W	5-2	17-27	4	-14.0	Lang (3-0)	Harmon	Gonzales (4)	2:51	1,841
7/12	Great Falls	W	7-6	18-27	T3	-14.0	Bautista (1-0)	Kern		3:16	2,746
7/14	@ Missoula	L	2-12	18-28	T3	-15.0	Pena	Lang (3-1)		3:46	1,628
7/15	@ Missoula	L	13-16	18-29	4	-16.0	Martin	Bautista (1-1)	Cole	3:24	1,604
7/16	@ Missoula	L	8-16	18-30	4	-17.0	Simon	Elder (0-1)		3:36	1,678

END OF FIRST HALF - STANDINGS RESET



2021 RESULTS

34

SECOND HALF SCHEDULE AND RESULTS											
Date	Opponent	W/L	Score	Record (2H)	Place	GB	Win	Loss	Save	Time	Attendance
7/17	@ Missoula	L	6-12	18-31 (0-1)	T3	-1.0	Seever	Pilot (0-1)		3:17	1,724
7/18	@ Missoula	W	12-8	19-31 (1-1)	T1	-	Hacker (1-2)	Gould		3:41	1,574
7/19	@ Missoula	W	8-5	20-31 (2-1)	T1	-	Smith (2-5)	Schwellenbach	Chapman (2)	2:57	2,184
7/21	Boise	W	10-9	21-31 (3-1)	T1	-	Bautista (2-1)	Steigerwald		2:37	2,441
7/22	Boise	W	12-5	22-31 (4-1)	T1	-	Viney (2-5)	Baggs		3:13	2,683
7/23	Boise	W	4-3	23-31 (5-1)	T1	-	Pilot (1-1)	Dallas	Chapman (3)	3:01	2,804
7/24	Boise	L	3-3 (KOL)	23-32 (5-2)	2	-1.0				3:19	3,149
7/25	Boise	W	11-5	24-32 (6-2)	T1	-	Elder (1-1)	Dand	Stone	3:33	1,770
7/26	Boise	W	15-7	25-32 (7-2)	T1	-	Jefferson (1-0)	Lines		3:11	2,456
7/28	@ Rocky Mountain	L	5-8	25-33 (7-3)	T1	-	Ochoa	Lang (3-2)	Marcelino	2:39	4,377
7/29	@ Rocky Mountain	W	8-8 (KOW)	26-33 (8-3)	1	+1.0				4:09	4,165
7/30	@ Rocky Mountain	W	19-7	27-33 (9-3)	1	+1.0	Becerril (1-0)	Sanchez		3:40	8,469
7/31	@ Rocky Mountain						POSTPONED - Made up August 1				
8/1	@ Rocky Mountain (1)	L	5-7 (7)	27-34 (9-4)	1	+0.5	Lopez	Castillo (0-1)	Marcelino	2:10	-
8/1	@ Rocky Mountain (2)	W	7-5 (7)	28-34 (10-4)	1	+1.0	Morell (1-0)	Correa	Ramirez (1)	2:43	1,875
8/2	@ Rocky Mountain	W	9-8	29-34 (11-4)	1	+1.0	Jefferson (2-0)	German	Ramirez (2)	3:41	
8/4	Missoula	W	8-1	30-34 (12-4)	1	+2.0	Becerril (2-0)	Mogollon		3:15	2,473
8/5	Missoula	W	14-4	31-34 (13-4)	1	+3.0	Pilot (2-1)	Kaufman		3:06	2,531
8/6	Missoula	L	1-4	31-35 (13-5)	1	+2.0	Pena	Smith (2-6)	Schwell	2:56	2,875
8/7	Missoula	W	4-4 (KOW)	32-35 (14-5)	1	+3.0				3:21	3,338
8/8	Missoula	L	8-11	32-36 (14-6)	1	+2.0	Hilton	Jefferson (2-1)		3:07	1,684
8/9	Missoula	W	8-7	33-36 (15-6)	1	+2.0	Chapman (1-1)	Westberg		3:51	2,726
8/11	@ Ogden	W	16-2	34-36 (16-6)	1	+3.0	Pilot (3-1)	Mink		3:40	2,861
8/12	@ Ogden	L	6-8	34-37 (16-7)	1	+2.0	Pearce	Becerril (2-1)	Timmins	2:47	4,101
8/13	@ Ogden	L	3-9	34-38 (16-8)	1	+1.0	Miller	Castillo (0-2)		3:17	5,027
8/14	@ Ogden	L	7-9	34-39 (16-9)	1	+1.0	Sigman	Lang (3-3)	Timmins	3:24	4,427
8/15	@ Ogden	L	8-14	34-40 (16-10)	1	+1.0	Watland	Viney (2-6)		3:41	1,760
8/16	@ Ogden	L	6-25	34-41 (16-11)	1	+1.0	Donatella	Pilot (3-2)		4:02	5,176
8/18	Rocky Mountain						POSTPONED - Made up August 21				
8/19	Rocky Mountain						POSTPONED - Made up August 22				
8/20	Rocky Mountain						POSTPONED - Made up August 23				
8/21	Rocky Mountain (1)	L	3-3 (KOL)	34-42 (16-12)	1	+0.5				2:07	-
8/21	Rocky Mountain (2)	W	4-2	35-42 (17-12)	1	+1.0	Jefferson (3-1)	Solis	Click (1)	1:53	2,881
8/22	Rocky Mountain (1)	L	5-5 (KOL)	35-43 (17-13)	1	+1.0				2:23	-
8/22	Rocky Mountain (2)	L	6-11	35-44 (17-14)	1	+0.5	Diplan	Viney (2-7)	Farfan	2:42	2,196
8/23	Rocky Mountain (1)	W	7-0	36-44 (18-14)	1	+1.0	Laureano (1-0)	Sanchez		2:23	-
8/23	Rocky Mountain (2)	W	7-2	37-44 (19-14)	1	+2.0	Lang (4-3)	Herrera		2:19	2,040
8/25	@ Great Falls	L	4-13	37-45 (19-15)	1	+1.0	Becerra	Mervis (0-1)		3:18	1,005
8/26	@ Great Falls	L	5-6	37-46 (19-16)	T1	-	Grant-Debose	Smith (2-7)	Larson	3:27	1,166
8/27	@ Great Falls	W	10-7	38-46 (20-16)	T1	-	Stone (1-0)	Labusch		3:44	2,482
8/28	@ Great Falls	L	6-12	38-47 (20-17)	2	-1.0	Jones	Castillo (0-3)	Kern	3:38	1,205
8/29	@ Great Falls	W	6-4	39-47 (21-17)	2	-1.0	Lang (5-3)	Hupp	Click (2)	3:14	1,671
8/30	@ Great Falls	L	4-12	39-48 (21-18)	2	-1.0	Lyttle	Mervis (0-2)		2:54	1,116
9/1	Idaho Falls	W	9-5	40-48 (22-18)	2	-1.0	Lang (6-3)	Fishberg		3:28	2,119
9/2	Idaho Falls	W	5-4	41-48 (23-18)	2	-1.0	Martin (1-0)	Nunnally	Chapman (3)	2:46	2,004
9/3	Idaho Falls	W	9-5	42-48 (24-18)	2	-1.0	Lang (7-3)	Ellis		3:31	2,386
9/4	Idaho Falls	L	2-13	42-49 (24-19)	2	-1.0	Slocum	Seever (0-1)		3:23	2,703
9/5	Idaho Falls	W	10-7	43-49 (25-19)	2	-1.0	Stone (2-0)	Waters	Chapman (4)	3:43	2,394
9/6	Idaho Falls	W	6-4	44-49 (26-19)	2	-1.0	Smith (3-7)	Floyd	Click (3)	3:21	2,410
9/8	@ Missoula	L	6-6	44-50 (26-20)	2	-2.0				3:26	1,224
9/9	@ Missoula	L	4-11	44-51 (26-21)	2	-3.0	Pena	Castillo (0-4)		3:03	1,445
9/10	@ Missoula	L	7-8	44-52 (26-22)	2	-4.0	Delorefice	Chapman (1-2)		3:23	2,079

35 2021 FINAL STATS



FINAL HITTING STATS																				
Player	G	PA	AB	R	H	2B	3B	HR	RBI	SB	CS	BB	SO	HBP	SF	SH	AVG	OBP	SLUG	OPS
Freddy Achecar	52	224	190	29	55	15	4	3	33	2	0	21	44	11	1	1	.289	.390	.458	.848
Anthony Amicangelo	77	341	296	57	112	23	3	5	85	2	0	31	42	9	4	1	.378	.447	.527	.974
Jesus Azuaje	77	295	250	35	71	7	2	2	29	1	0	36	27	5	4	0	.284	.380	.352	.732
Aaron Bond	14	70	57	16	14	4	2	1	5	6	2	10	25	3	0	0	.246	.386	.439	.825
Brant Broussard	55	211	170	34	36	4	1	2	16	4	3	36	44	3	1	1	.212	.357	.282	.639
Tristen Carranza	52	230	188	50	52	15	2	10	34	7	3	26	58	16	0	0	.277	.409	.537	.946
Cam Comer	34	139	114	20	29	4	0	6	15	0	0	18	24	5	1	1	.254	.377	.447	.824
Dalton Cornett	34	123	109	11	28	5	1	1	18	1	1	12	16	0	2	0	.257	.325	.349	.674
Jalen Gacia	90	426	372	97	130	25	13	16	75	29	10	33	89	15	5	1	.350	.419	.616	1.035
Noworyta, D	16	58	43	4	4	0	0	0	3	0	0	10	11	2	3	0	.093	.276	.093	.369
Braydon Parr	10	28	27	4	6	0	0	0	2	1	0	1	10	0	0	0	.222	.250	.222	.472
Kelvan Pilot	1	0	0	1	0	0	0	0	0	0	0	0	0	0	0	0	.000	.000	.000	.000
Christian Sepulveda	44	189	161	47	51	12	2	7	42	16	2	17	27	6	5	0	.317	.392	.547	.939
Marcus Skundrich	43	156	125	17	35	14	0	2	26	3	2	19	34	10	1	1	.280	.413	.440	.853
Gaylon Viney	2	0	0	1	0	0	0	0	0	0	0	0	0	0	0	0	.000	.000	.000	.000
Mike Bradshaw	8	39	29	3	6	2	0	1	12	0	0	6	8	1	3	0	.207	.333	.379	.712
Jerry Chavarria	30	122	110	18	37	6	1	2	14	0	1	7	18	3	1	1	.336	.388	.464	.852
Daniel Cipriano	26	115	99	14	21	3	0	1	13	0	0	8	20	8	0	0	.212	.322	.273	.595
Dalton Cobb	29	126	84	26	21	2	2	3	9	15	0	37	32	5	0	0	.250	.500	.429	.929
Parker DePasquale	3	12	9	0	1	0	0	0	0	0	0	1	1	2	0	0	.111	.333	.111	.444
Chris Eusay	70	311	242	58	59	11	8	11	55	4	4	58	77	7	3	1	.244	.400	.492	.892
Austin Fitzpatrick	6	23	14	3	1	1	0	0	2	1	0	8	4	1	0	0	.071	.435	.143	.578
Caeden Harris	28	121	110	17	25	7	0	1	8	7	2	9	33	2	0	0	.227	.298	.318	.616
Jordan Hovey	9	44	34	11	17	6	0	3	9	3	0	9	4	1	0	0	.500	.614	.941	1.555
Robbie Kellerman	18	66	58	11	13	2	0	2	16	1	0	6	17	1	1	0	.224	.303	.362	.665
Jim Kennedy	3	11	10	1	3	0	0	0	0	0	0	1	4	0	0	0	.300	.364	.300	.664
Adarius Moody	5	21	17	6	6	3	0	0	3	0	0	4	5	0	0	0	.353	.476	.529	1.005
Brandon Pugh	38	156	130	24	32	3	4	2	16	1	5	22	24	1	2	1	.246	.355	.377	.732
Liam Sabino	20	74	66	7	17	4	1	1	7	0	1	6	23	0	2	0	.258	.311	.394	.705
Chris Salvey	21	91	81	7	23	3	0	5	14	0	0	8	31	1	1	0	.284	.352	.506	.858
Zane Zurbrugg	8	31	28	3	4	0	0	0	2	2	1	2	13	0	1	0	.143	.194	.143	.337
Total:	96	3853	3223	632	909	181	46	87	563	106	37	462	765	118	41	9	.282	.387	.448	.835

FINAL PITCHING STATS																			
Player	G	GS	W	L	ERA	CG	SHO	SV	IP	H	R	ER	HR	BB	SO	HBP	WP	AVG	WHIP
Ridge Ackerman	10	0	2	1	7.78	0	0	0	19.2	30	26	17	4	15	13	2	7	.349	2.29
Easton Barnes	1	0	0	0	18.00	0	0	0	1.0	2	3	2	0	1	1	3	0	.500	3.00
Gerald Bautista	8	0	2	1	6.11	0	0	0	17.2	27	14	12	3	4	16	1	0	.360	1.75
Marco Becerril	10	0	2	1	8.37	0	0	0	19.1	26	18	18	1	11	19	4	2	.351	1.91
Taylor Bloye	6	6	2	2	4.15	0	0	0	34.2	32	17	16	1	14	28	1	2	.250	1.33
Dallas Bryan	11	0	1	1	9.48	0	0	3	12.1	14	15	13	2	9	16	3	0	.269	1.86
Nick Carrell	5	2	0	2	14.17	0	0	0	13.1	28	24	21	2	9	11	0	7	.424	2.78
Misael Castillo	10	7	0	4	8.04	0	0	0	34.2	45	34	31	4	21	32	7	7	.321	1.90
Tyshaun Chapman	40	0	1	2	5.26	0	0	4	51.1	50	38	30	4	47	51	3	14	.259	1.89
Jerry Chavarria	6	0	0	0	8.43	0	0	0	5.1	9	5	5	1	3	1	0	0	.375	2.25
Andrew Click	10	0	0	0	6.09	0	0	3	10.1	17	7	7	1	2	10	0	2	.362	1.84
Norman Coleman-Goodwin	2	0	0	0	5.68	0	0	0	6.1	8	8	4	1	1	1	0	1	.267	1.42
Peyton Culbertson	1	0	0	0	9.00	0	0	0	1.0	2	2	1	0	1	1	0	1	.333	3.00
Greg Elder	6	0	1	1	14.89	0	0	0	9.2	17	19	16	3	6	5	1	0	.378	2.38
Adolfo Espinoza	7	7	2	3	5.44	0	0	0	38.0	46	33	23	4	11	32	2	6	.286	1.50
Austin Fitzpatrick	2	0	0	0	0.00	0	0	0	1.0	1	0	0	0	1	2	0	0	.250	2.00
CJ Gonzales	12	0	0	2	7.71	0	0	4	16.1	26	15	14	2	8	15	1	3	.361	2.08
Cody Hacker	10	10	1	2	6.12	0	0	0	39.2	49	32	27	3	23	27	4	9	.299	1.82
Sean Jackson	3	1	0	0	4.26	0	0	0	6.1	10	9	3	0	11	1	0	1	.357	3.32
Chris Jefferson	6	5	3	1	7.90	0	0	0	33.0	44	29	29	10	9	34	2	1	.314	1.61
Ari Kaufman	5	0	0	0	6.75	0	0	0	8.0	11	6	6	0	4	10	3	1	.344	1.88
Colin Kelly	14	0	2	0	4.35	0	0	0	20.2	18	13	10	2	8	17	2	2	.220	1.26
Neil Lang	40	2	7	3	4.85	0	0	0	63.0	72	37	34	6	22	55	3	4	.296	1.49
Yasnier Laureano	9	3	1	0	3.80	0	0	0	23.2	24	11	10	3	13	19	3	4	.255	1.56
Alex Leach	11	0	1	0	4.97	0	0	0	12.2	13	7	7	3	6	16	0	3	.265	1.50
Rabon Martin	8	0	1	0	3.00	0	0	0	9.0	7	3	3	2	3	12	0	3	.233	1.11
David Mervis	3	3	0	2	15.32	0	0	0	12.1	22	22	21	8	6	14	0	0	.373	2.27
Jonhy Morell	11	0	1	0	6.75	0	0	0	16.0	18	16	12	4	10	12	0	5	.321	1.75
David Noworyta	2	0	0	0	18.00	0	0	0	1.0	2	2	2	1	0	2	0	0	.400	2.00
Kelvan Pilot	11	10	3	2	5.31	0	0	0	44.0	45	31	26	1	29	49	8	10	.292	1.68
Ruben Ramirez	5	0	0	0	1.35	0	0	2	6.2	5	1	1	0	0	9	0	0	.200	0.75
Jesus Rosario	13	3	0	2	19.46	0	0	0	14.1	16	31	31	1	24	10	14	12	.296	2.79
Jason Seever	4	4	0	1	7.91	0	0	0	19.1	31	18	17	6	3	12	2	0	.369	1.76
Alex Smith	20	19	3	7	7.47	0	0	0	86.2	106	89	72	12	52	92	6	18	.292	1.82
Kollin Stone	19	0	2	0	8.41	0	0	1	20.1	29	19	19	3	21	23	3	5	.367	2.46
Wilmer Torres	11	0	0	1	25.82	0	0	0	7.2	11	24	22	1	28	8	9	11	.344	5.09
Gaylon Viney	15	14	2	7	8.30	0	0	0	56.1	78	56	52	11	31	55	11	17	.317	1.93
Sam Wells	9	0	1	0	5.19	0	0	0	17.1	23	11	10	1	1	13	0	1	.315	1.38
Total:	96	96	41	48	7.16	0	0	17	810.0	1014	745	644	111	468	744	98	159	.302	1.83



INSIDE THE NUMBERS 36

OFFENSIVE TEAM RANKINGS

Category	Number	Rank	Leader	Number
Runs	632	7	Idaho Falls	943
Runs/Game	6.58	7	Idaho Falls	9.82
Hits	909	7	Idaho Falls	1192
Doubles	181	7	Idaho Falls	265
Triples	46	T3	Idaho Falls	65
Home Runs	87	6	Missoula	169
RBI	563	7	Idaho Falls	864
Stolen Bases	106	2	Ogden	156
Caught Stealing	37	T3	Ogden	40
Walks	462	3	Idaho Falls	482
Strikeouts	765	5	Great Falls	790
Hit By Pitch	118	2	Ogden	129
Sacrifice Hits	9	5	Missoula	13
Sacrifice Flies	41	T5	Missoula	46
Batting Average	.282	7	Idaho Falls	.335
On-Base Pct.	.387	7	Idaho Falls	.421
Slugging Pct.	.448	7	Missoula	.553
OPS	.835	7	Idaho Falls	.966

PITCHING AND FIELDING TEAM RANKINGS

Category	Number	Rank	Leader	Number
ERA	7.16	7	Missoula	6.10
Runs Allowed	745	T6	Missoula	647
Earned Runs	644	7	Missoula	571
Wins	41	6	Missoula	62
Losses	48	3	Rocky Mountain	71
Innings	810.0	4	Missoula	842.2
Complete Games	0	T5	Idaho Falls	3
Shutouts	2	T2	Missoula	3
Saves	17	4	Grand Junction	22
Hits Allowed	1014	3	Idaho Falls	996
Home Runs	111	5	Rocky Mountain	87
Walks	468	7	Ogden	323
Strikeouts	744	5	Missoula	825
Hit By Pitch	98	7	Missoula	65
Wild Pitches	159	T7	Ogden	80
WHIP	1.83	6	Missoula	1.65
Fielding Pct.	.962	7	Missoula	.977
Errors	129	6	Missoula	81

MUSTANGS ON LEAGUE LEADERBOARDS

Category	Player	Number	Rank	Leader (Team)	Number
AVG	Anthony Amicangelo	.378	6	David Marberry (Ogden)	.412
At-Bats	Jalen Garcia	372	4	Myles Miller (Boise)	387
Hits	Jalen Garcia	130	T4	Josh Broughton (Ogden)	142
Runs	Jalen Garcia	97	5	Jakob Goldfarb (Ogden)	116
Triples	Jalen Garcia	13	2	Dom Abbadessa (Great Falls/Ogden)	14
RBI	Anthony Amicangelo	85	T7	Matt Feinstein (Idaho Falls)	116
Stolen Bases	Jalen Garcia	29	T2	Jakob Goldfarb (Ogden)	45
	Aaron Bond (Split w/ Missoula)	29	T2		
	Christian Sepulveda	16	9		
Caught Stealing	Jalen Garcia	10	1	Jalen Garcia (Billings)	10
	Aaron Bond (Split with Missoula)	8	T2		
Walks	Chris Eusay (Split with Missoula)	70	2	Matt Feinstein (Idaho Falls)	82
	Aaron Bond (Split with Missoula)	58	4		
Strikeouts	Aaron Bond (Split with Missoula)	121	1	Aaron Bonds (Missoula/Billings)	121
Hit By Pitch	Tristen Carranza (Split with Missoula)	23	2	Jakob Goldfarb (Ogden)	28
	Jalen Garcia	15	5		
	Chris Eusay (Split with Missoula)	11	T8		
	Freddy Achecar	11	T8		
Total Bases	Jalen Garcia	229	2	Jakob Goldfarb (Ogden)	232
Wins	Neil Lang	7	T8	Domingo Pena (Missoula)	10
Losses	Alex Smith	7	T6	Jassiel Ochoa (Rocky Mountain)	10
	Gaylon Viney	7	T6		
Games	Neil Lang	40	T1	Lang, Chapman, Mark Mixon (Ogden)	40
	Tyshaun Chapman	40	T1		
Games Started	Alex Smith	19	2	Domingo Pena (Missoula)	21
Innings Pitched	Alex Smith	86.2	T8	Domingo Pena (Missoula)	110.1
Saves	Tyshaun Chapman	4	T7	Robbie Baker (Grand Junction)	12
Hits Allowed	Ari Kaufman (Split with Missoula, Great Falls)	115	7	Quincy Jones (Great Falls)	139
Runs Allowed	Alex Smith	89	T2	Jean Correa (Rocky Mountain)	95
	Ari Kaufman (Split with Missoula, Great Falls)	73	9		
Home Runs	Alex Smith	12	T8	Nate Harmon (Great Falls)	20
Walks	Alex Smith	52	2	Matt Dallas (Boise)	53
	Tyshaun Chapman	47	T4		
	Kelvan Pilot (Split with Grand Junction)	44	T7		
Strikeouts	Alex Smith	92	5	Domingo Pena (Missoula)	130

37 MISCELLANEOUS



HOME STATISTICS

Offense	Number	Pitching/Def.	Number
Runs/Game	6.77	ERA	5.23
Hits	446	Runs Allowed	294
Doubles	86	Earned Runs	244
Triples	26	Innings	420.0
Home Runs	46	Complete Gm.	0
Stolen Bases	73	Shutouts	2
Caught Stealing	19	Saves	10
Walks	260	Hits Allowed	456
Strikeouts	388	Home Runs	46
Hit By Pitch	64	Walks	204
Sacrifice Hits	7	Strikeouts	380
Sacrifice Flies	19	Hit By Pitch	40
Batting Average	.286	Wild Pitches	62
On-Base Pct.	.404	WHIP	1.57
Slugging Pct.	.463	Opponent's AVG	.272
OPS	.867	Errors	58

ROAD STATISTICS

Offense	Number	Pitching/Def.	Number
Runs/Game	6.40	ERA	9.23
Hits	463	Runs Allowed	451
Doubles	95	Earned Runs	400
Triples	20	Innings	390.0
Home Runs	41	Complete Gm.	0
Stolen Bases	33	Shutouts	0
Caught Stealing	18	Saves	7
Walks	202	Hits Allowed	558
Strikeouts	377	Home Runs	65
Hit By Pitch	54	Walks	264
Sacrifice Hits	2	Strikeouts	364
Sacrifice Flies	22	Hit By Pitch	58
Batting Average	.279	Wild Pitches	97
On-Base Pct.	.371	WHIP	2.11
Slugging Pct.	.434	Opponent's AVG	.344
OPS	.804	Errors	54

RECORDS

Offense	Number
Overall	44-52
Home	28-20
Away	16-32
First Half	18-30 (4th, North)
Second Half	26-22 (2nd, North)
Day	10-8
Night	34-44
One-Run	11-5
Four-Plus Runs	18-31
Knockout Rnd.	3-4
Doubleheaders	1 W, 2 L, 3 Split
May	5-4
June	7-18
July	15-11
August	12-15
September	5-4

TEAM SEASON HIGHS

Offense	Number	Date	Opponent
At-Bats	45	7/30	@ Rocky Mountain (W 19-7)
Runs	19	7/30	@ Rocky Mountain (W 19-7)
Hits	20	7/30	@ Rocky Mountain (W 19-7)
Doubles	6	7/30	@ Rocky Mountain (W 19-7)
Triples	3	7/1	Great Falls (L 16-8)
Home Runs	6	7/26	Boise (W 15-7)
Stolen Bases	6	9/3	Idaho Falls (W 9-5)
Walks	19	5/26	Rocky Mountain (W 17-7)
Strikeouts	14	6/20	Grand Junction (L 6-2)
Hit By Pitch	5	8/15	@ Ogden (L 14-8)
Left On Base	16	5/28	Rocky Mountain (L 12-6)
Pitching	Number	Date	Opponent
Runs Allowed	25	8/16	@ Ogden (L 25-6)
E. Runs Allowed	22	8/16	@ Ogden (L 25-6)
Hits Allowed	27	8/16	@ Ogden (L 25-6)
HR Allowed	5	8/8	Missoula (L 11-8)
Walks	14	7/3	@ Idaho Falls (L 20-3)
Strikeouts	14	6/17	vs. Grand Junction (W 4-0)
Hit By Pitch	4	Twice	
Wild Pitches	6	8/15	@ Ogden (L 14-8)
Miscellaneous	Number	Date	Opponent
Errors	5	Twice; May 22 @ IDF, May 29 vs. RM	
Winning Streak	5	July 18-23	
Losing Streak	9	June 18-27	

INDIVIDUAL SEASON HIGHS

Offense	Number	Player	Date	Opponent
At-Bats	6	Many times		
Runs	4	Jalen Garcia	8/11	@ Ogden
Hits	5	Anthony Amicangelo	8/11	@ Ogden
Doubles	2	Many times		
Triples	2	Chris Eusay	7/21	Boise
Home Runs	2	Three times		
RBI	7	Anthony Amicangelo	8/11	@ Ogden
Stolen Bases	3	Three times		
Walks	4	Chris Eusay	5/26	Rocky Mountain
Strikeouts	5	Chris Salvey	6/20	Grand Junction
Pitching	Number	Player	Date	Opponent
Innings Pitched	8.0	Taylor Bloye	7/8	@ Great Falls
Runs Allowed	11	Alex Smith	7/1	Great Falls (3.0 IP)
E. Runs Allowed	10	David Mervis	8/30	@ Great Falls (3.2 IP)
Hits Allowed	12	Jason Seever	9/4	Idaho Falls (6.0 IP)
Walks	6	Three times		
Strikeouts	12	Adolfo Espinoza	6/17	Grand Junction (7.1 IP)
Wild Pitches	3	Five times		
Miscellaneous	Number	Date	Opponent	
Longest Game (9 innings)	4:09	7/29	@ Rocky Mountain	
Shortest Game (9 innings)	2:37	7/21	@ Boise	
Longest Game (7 innings)	3:20	5/24	@ Idaho Falls (1)	
Shortest Game (7 innings)	1:53	8/21	vs. Rocky Mountain (1)	
Home Attendance	3,546	7/10	Great Falls	
Road Attendance	8,469	7/30	@ Rocky Mountain	

LONGEST HITTING STREAKS

Player	Number	Dates
Jalen Garcia	19 Games	July 26-August 21
Jalen Garcia	17 Games	June 19-July 8
Jalen Garcia	12 Games	August 22 (2)-September 3
Anthony Amicangelo	11 Games	August 22 (1)-Setpember 1
Jordan Hovey	9 Games	May 30-June 9

LONGEST ON-BASE STREAKS

Player	Number	Dates
Jalen Garcia	38 Games	July 26-September 10 (Active)
Chris Eusay	25 Games	July 4-August 5
Jalen Garcia	23 Games	June 19-July 16
Freddy Achecar	22 Games	August 11-September 4
Tristan Carranza	22 Games	July 10-August 11



RECORDS AND HISTORY

39 ALL-TIME SEASONS



Year	Division	W	L	Finish	Playoffs	Manager	Attendance	Per Game	Att. Rank
1948	--	48	77	8		Charlie Root	117,873	1,886	2
1949	--	77	48	2	W 1R vs. Salt Lake City 2-0, L Finals vs. Pocatello 3-2	Larry Shepard	174,080	2,785	1
1950	--	72	54	3	W 1R vs. Pocatello 2-0, W Finals vs. Twin Falls 3-0	Larry Shepard	136,489	2,166	1
1951	--	65	70	6		Larry Shepard	92,142	1,365	3
1952	--	73	59	3	L 1R vs. Pocatello 2-1	Cliff Dapper	142,208	2,155	1
1953	--	71	60	3	L 1R vs. Great Falls 2-0	Cliff Dapper	105,369	1,609	2
1954	--	76	56	2	L 1R vs. Great Falls 2-1	Cliff Dapper	118,998	1,803	2
1955	--	64	68	5		Jack Paepke/Buck Elliott	82,495	1,250	3
1956	--	70	62	2		Buck Elliott	75,887	1,150	3
1957	--	79	47	1	W Finals vs. Salt Lake City 3-2	Eddie Lyons	83,233	1,321	1
1958	--	56	72	7		Chase Riddle	47,256	738	4
1959	--	68	62	2	W 1R vs. Great Falls 2-1, W Finals vs. Idaho Falls 3-1	Whitey Kurowski	44,817	689	2
1960	--	65	65	3		Ray Wilson	39,123	602	1
1961	--	55	73	6		Owen Friend/G. Resinger	36,613	572	4
1962	--	81	48	1	W Finals vs. Boise 3-0	Grover Resinger	45,726	709	2
1963	--	61	66	4	W 1R vs. Great Falls 2-0, L Finals vs. Idaho Falls 2-1	Ron Plaza	44,648	703	3
DID NOT FIELD TEAM 1964-68									
1969	--	26	45	8		Bob Mavis/Roland Leblanc	11,626	327	7
1970	--	37	33	4		David Pavlesic	21,007	600	3
1971	--	43	27	2		Gary Blaylock	27,017	772	3
1972	--	50	22	1	None, League Champions	Gary Blaylock	22,627	629	4
1973	--	44	26	1	None, League Champions	Gary Blaylock	32,345	924	1
1974	--	35	37	3		James Hoff	30,146	837	1
1975	--	26	45	4		James Hoff	30,488	859	3
1976	--	36	35	2		James Hoff	34,673	977	1
1977	--	23	46	6		Greg Riddoch	25,655	744	4
1978	--	50	18	1	W Finals vs. Idaho Falls 2-0	James Hoff	58,750	1,728	1
1979	South	43	26	2		James Hoff	59,880	1,736	1
1980	South	44	26	1	L Finals vs. Lethbridge 2-1	James Hoff	58,464	1,670	2
1981	South	30	40	2		James Hoff	79,018	2,258	1
1982	South	31	39	3		Marc Bombard	63,931	1,827	2
1983	South	43	27	1	W Finals vs. Calgary 3-1	Marc Bombard	88,534	2,530	1
1984	South	47	21	1	L Finals vs. Helena 3-2	Larry Barton	96,670	2,843	1
1985	South	41	27	2		Jim Lett	97,773	2,876	1
1986	--	31	39	6		Jeff Cox	95,234	2,721	2
1987	North	44	25	2		Dave Keller	104,732	3,036	2
1988	North	35	34	3		Dave Keller	87,762	2,544	2
1989	North	26	41	3		Dave Keller	77,405	2,311	2
1990	North	32	34	3		Gerry Groninger	94,245	2,856	2
1991	North	25	44	3		P.J. Carey	80,242	2,326	2
1992	North	53	23	1	W Finals vs. Salt Lake City 2-0	Donnie Scott	100,788	2,830	2
1993	North	49	26	1	W Finals vs. Helena 2-1	Donnie Scott	101,490	2,900	1
1994	North	50	22	1	W Finals vs. Helena 3-2	Donnie Scott	100,556	2,958	1
1995	North	49	20	1	L 1R vs. Medicine Hat 2-1	Donnie Scott	103,758	3,052	1
1996	South	23	49	4		Matt Martin	83,586	2,388	1
1997	South	39	32	1	W 1R vs. Idaho Falls 2-0, W Great Falls 2-0	Derrel Thomas	97,708	2,792	2
1998	South	40	34	2		Russ Nixon	95,533	2,810	2
1999	South	42	33	2	W 1R vs. Idaho Falls 2-0, L Finals vs. Missoula 2-0	Russ Nixon	92,147	2,490	1
2000	South	39	36	3		Russ Nixon	92,669	2,439	2
2001	North	46	29	2	W 1R vs. Missoula 2-1, W Finals vs. Provo 2-0	Rick Burleson	104,524	2,903	2
2002	North	38	37	2	L 1R vs. Great Falls 2-0	Rick Burleson	98,345	2,732	2
2003	North	41	35	2	W 1R vs. Helena 2-1, W Finals vs. Provo 2-0	Rick Burleson/Jay Sorg	122,090	3,213	2
2004	North	37	37	3	W 1R vs. Great Falls 2-0, L Finals vs. Provo 2-0	Luis Aguayo	106,837	2,968	3
2005	North	43	33	2	L 1R vs. Helena 2-0	Rick Burleson	88,702	2,464	3
2006	North	51	25	1	L 1R vs. Missoula 2-0	Rick Burleson	93,256	2,520	4
2007	North	37	38	3		J. Kruzel/Freddie Benavides	91,515	2,576	5
2008	North	42	32	1	L 1R vs Great Falls 2-0	Julio Garcia	113,166	3,059	2
2009	North	24	52	4		Julio Garcia	105,173	2,843	2
2010	North	38	37	3		Delino DeShields	101,516	2,744	2
2011	North	44	32	1		Pat Kelly	109,881	2,970	2
2012	North	42	34	1		Pat Kelly	112,602	3,043	2
2013	North	28	46	4		Pat Kelly	105,417	2,928	2
2014	North	41	35	1	W 1R vs. Great Falls 2-0, W Finals vs. Orem 2-0	Dick Schofield	105,358	2,927	2
2015	North	37	38	2	L 1R vs. Missoula 2-1	Dick Schofield	100,120	2,945	2
2016	North	41	34	2	W 1R vs. Great Falls 2-1, L Finals vs. Orem 2-0	Ray Martinez	104,315	2,819	2
2017	North	36	39	2		Ray Martinez	110,311	2,903	2
2018	North	40	36	1	L 1R vs. Great Falls 2-0	Ray Martinez	93,466	2,670	3
2019	North	39	37	2	L 1R vs. Idaho Falls 2-1	Bryan LaHair	96,594	2,611	4
2021	North	44	52	3		Joe Kruzel	111,721	2,500	4
ALL-TIME TOTAL: 3096 2757 .529 30 Playoff Appearances, 22 Finals Appearances, 15 Championships							5,708,325	1,951	

MUSTANGS MLB AFFILIATIONS		
Hollywood Stars (PCL)	1948	
Brooklyn Dodgers	1949-51	
Pittsburgh Pirates	1952-56	
St. Louis Cardinals	1957-63	
Seattle Pilots	1969	
Kansas City Royals	1970-73	
Cincinnati Reds	1974-2020	
Independent	2021-Pres.	

PIONEER LEAGUE CHAMPIONSHIPS		
BILLINGS MUSTANGS		15
Great Falls Electrics/Giants/Dodgers/Voyagers		12
Idaho Falls Russets/Yankees/Angels/Braves/Padres/Chukars		8
Missoula Osprey/Paddleheads		5
Helena Gold Sox/Brewers		4
Ogden Dodgers		4
Orem Owlz		4
Salt Lake City Trappers		4
Boise Braves		3
Lethbridge Dodgers		3
Twin Falls Cowboys		3
Ogden Reds		2
Pocatello Cardinals		2
Salt Lake City Bees		2
Treasure Valley Cubs		2
Butte Copper Kings		1
Magic Valley Cowboys		1
Medicine Hat Blue Jays		1
Ogden Raptors		1
Provo Angels		1
Active franchises in bold		
Note: Northern Colorado is a continuation of Orem		

PIONEER LEAGUE SEASONS BY CITY		
Idaho Falls	1940-42, ‘46-Pres.	79
BILLINGS	1948-63, ‘69-Pres.	69
Great Falls	1948-63, ‘69-Pres.	69
Ogden	1940-42, ‘46-55, ‘66-74, ‘94-Pres.	51
Twin Falls	1939-42, ‘46-57, ‘61-66, ‘68-71	36
Pocatello	1939-42, ‘46-65, ‘84-85, ‘87-91, ‘93	32
Helena	1978-00, ‘03-18	29
Missoula	1956-60, ‘99-Pres.	28
Salt Lake City	1939-42, ‘46-57, ‘67-69, ‘85-92	27
Medicine Hat	1977-02	26
Boise	1939-42, ‘46-63, ‘21-Present	24
Lethbridge	1975-98	24
Butte	1978-85, ‘87-00	22
Orem	2005-20	16
Casper	2001-11	11
Grand Junction	2012-Present	10
Caldwell	1964-71	8
Calgary	1977-84	8
Provo	2001-04	4
Colo. Springs	2019-Present	3
Kalispell	2022-Present	1
Lewiston	1939	1
Windsor	2022-Present	1
Note: Rocky Mountain represents Colorado Springs Glacier represents Kalispell Northern Colorado represents Windsor		



BILLINGS TO THE HALL 40

George Brett — 3B — 1971 Billings Mustangs **Kansas City Royals 1973-93, Baseball Hall of Fame Class of 1999**



The greatest hitter to ever pass through Billings, George Brett was known more for being the younger brother of Boston Red Sox pitcher Ken Brett when he arrived in Billings as an 18-year-old Kansas City Royals prospect to start his professional career in 1971. His overall numbers for the Mustangs were rather modest: a .291 batting average with five home runs and 44 RBI in 68 games. However, as one of the youngest members of the squad, he showed glimpses of his hitting prowess by stroking 75 hits, third in the Pioneer League, and his hard-nosed hustle by legging out a team-high five triples.

Though he arrived as a shortstop and played 47 games there in the summer of 1971, it was with the Mustangs that fans first got a glimpse of Brett at third base, the position he played for most of his MLB career, appearing in 20 games at the hot corner before moving there permanently the following year.

After leading the Mustangs to a 43-27 record and second-place finish in the Pioneer League, Brett quickly rose up the Royals system and made his major league debut in Kansas City on August 5, 1973, less than two years after his final game at Cobb Field.

In his MLB career, Brett hit .305 with 317 home runs and 1,596 RBI. Additionally, he racked up 3,154 hits, good for 18th all time, and 665 doubles, which ranks seventh in MLB history. He also holds most offensive franchise records in Royals history. In his 21-year career, Brett also won three batting titles (1976, '80, '90), becoming the only player to win batting titles in three separate decades. His .390 mark in 1980 is the second-highest mark since World War II, helping earn him American League MVP honors.

Brett was elected into the National Baseball Hall of Fame on the first ballot in 1999, earning 98.2% of the vote, which was then the fourth-highest total in the Hall's history.

Trevor Hoffman — RHP — 1989 Billings Mustangs **Florida/San Diego/Milwaukee 1993-10, Baseball Hall of Fame Class of 2018**



When Trevor Hoffman arrived in Billings as an 11th-round draft pick out of the University of Arizona in 1989, there was not a soul around who could've foreseen him becoming the legendary closer that he would be. The reason why? Despite spending the entire season in Billings, he never threw a pitch in a Mustangs uniform.

Indeed, Hoffman was drafted as a shortstop, and that is where he spent the entirety of the 1989 campaign, appearing in a team-high 61 games and batting .249 with one home run and 20 RBI as the Mustangs struggled to a 26-41 record, the team's worst mark in a dozen years.

For Hoffman, after one more year in the infield, he moved to the mound in 1991 and quickly took hold. After being selected by the Florida Marlins in the 1992 expansion draft, he made his debut for the Marlins in 1993, but by midseason he was traded to San Diego. By the time 1994 rolled around, he was already entrenched as the Padres closer, a role he held for 15 seasons.

Despite an offseason injury before 1995 which robbed him of his powerful fastball, Hoffman developed one of the greatest changeups in baseball history and with it a reputation for being a lights-out closer in a high-offense era. He notched 40 or more saves nine times, pitched in seven All-Star Games and twice finished runner-up in the Cy Young balloting—a difficult feat for a relief pitcher. On September 24, 2006 he became Major League Baseball's all-time saves leader, recording his 479th save.

Hoffman didn't stop there, even as he moved on to the Milwaukee Brewers for his final two seasons. By the time Hoffman hung up his cleats 11 days shy of his 43rd birthday in 2010, he had notched a record 601 saves, a mark that currently ranks second in MLB history.

Hoffman was elected to the National Baseball Hall of Fame on his third try in 2018, earning 79.9% of the vote, becoming just the seventh pitcher to earn Hall of Fame induction on the basis of his work as a relief pitcher.



Player	Position	Years in Billings	MLB Debut	Debuting Team	MLB Career
Frank Jelincich	1B/OF	1948	September 6, 1941	Chicago Cubs	1941
Charlie Root	P	1948	April 18, 1923	St. Louis Browns	1923, '26-41
Glenn Cox	P	1949-50	September 20, 1955	Kansas City Athletics	1955-58
Glenn Mickens	P	1950	July 19, 1953	Brooklyn Dodgers	1953
Chico Fernandez	SS	1951	July 14, 1956	Brooklyn Dodgers	1956-63
Charley Hall	C, OF	1951	1948	KC Monarchs (NLB)	1948
Dick Barone	SS	1952	September 22, 1960	Pittsburgh Pirates	1960
Cliff Dapper	C	1952-54	April 19, 1942	Brooklyn Dodgers	1942
Dick Stuart	1B	1952, '55	July 10, 1958	Pittsburgh Pirates	1958-66, '69
Jim Dunn	P	1954-55	August 26, 1952	Pittsburgh Pirates	1952
Al Grunwald	P	1954	April 18, 1955	Pittsburgh Pirates	1955, '59
Bennie Daniels	P	1955	September 24, 1957	Pittsburgh Pirates	1957-65
Ellis Burton	OF, 2B	1956	September 18,1958	St. Louis Cardinals	1958, '60, '63-65
Jim Campbell	C, 3B	1956	July 17, 1962	Houston Colt .45's	1962-63
Bob Lee	P	1956	April 15, 1964	Los Angeles Angels	1964-68
Chris Cannizzaro	C	1957	April 17, 1960	St. Louis Cardinals	1960-65, '68-74
Duke Carmel	1B, OF	1957	September 10, 1959	St. Louis Cardinals	1959-60, '63, '65
Don Choate	P	1957	September 12, 1960	San Francisco Giants	1960
Ed Lyons	2B	1957	September 15, 1947	Wash. Senators	1947
Mel Nelson	P	1957	September 27, 1960	St. Louis Cardinals	1960, '63, '65, '67-69
Bob Sadowski	3B, OF	1957	September 16, 1960	St. Louis Cardinals	1960-63
Jim Hickman	1B, OF	1958	April 14, 1962	New York Mets	1962-74
Jack Damaska	2B, SS	1959	July 3, 1963	St. Louis Cardinals	1963
Harry Fanok	P	1959	April 16, 1963	St. Louis Cardinals	1963-64
Whitey Kurowski	3B	1959	September 23, 1941	St. Louis Cardinals	1941-49
Doug Clemens	OF, 1B	1960	October 2, 1960	St. Louis Cardinals	1960-68
Dennis Aust	P	1961	September 5, 1965	St. Louis Cardinals	1965-66
Weldon Bowlin	2B	1961-62	September 16, 1967	Kansas City Athletics	1967
Chris Krug	C	1961	May 30, 1965	Chicago Cubs	1965-66, '69
Floyd Wicker	3B, OF	1961-62	June 23, 1968	St. Louis Cardinals	1968-71
George Kernek	1B	1962-63	September 5, 1965	St. Louis Cardinals	1965-66
Mike Lee	P	1962	May 6, 1960	Cleveland Indians	1960, '63
Ron Willis	P	1962-63	September 20, 1966	St. Louis Cardinals	1966-70
Bill Bethea	SS, 3B	1963	September 13, 1964	Minnesota Twins	1964
Danny Breeden	C	1963	July 24, 1969	Cincinnati Reds	1969, '71
Don Young	OF	1963	September 9, 1965	Chicago Cubs	1965, '69
Rick Auerbach	SS, 2B	1969	April 13, 1971	Milwaukee Brewers	1971-81
Bob Coluccio	OF	1969	April 15, 1973	Milwaukee Brewers	1973-75, '77-78
Pedro Garcia	2B, 3B	1969	April 6, 1973	Milwaukee Brewers	1973-77
Gary Martz	1B, OF	1969	July 8, 1975	Kansas City Royals	1975
Bill Parson	P	1969	April 13, 1971	Milwaukee Brewers	1971-74
Jim Slaton	P	1969	April 14, 1971	Milwaukee Brewers	1971-86
Gorman Thomas	OF	1969	April 6, 1973	Milwaukee Brewers	1973-76, '78-86
Al Autry	P	1970	September 14, 1976	Atlanta Braves	1976
Al Cowens	OF	1970	April 6, 1974	Kansas City Royals	1974-86
Greg Minton	P	1970	September 7, 1975	San Francisco Giants	1975-90
Frank Ortenzio	1B, OF	1970	September 9, 1973	Kansas City Royals	1973
Jim Wohlford	OF	1970	September 1, 1972	Kansas City Royals	1972-86
George Brett	3B	1971	August 2, 1973	Kansas City Royals	1973-93
Mark Littell	P	1971	June 14, 1973	Kansas City Royals	1973, '75-82
Steve Staggs	2B, 3B	1971	July 1, 1977	Toronto Blue Jays	1977-78
Joe Zdeb	OF	1971	April 7, 1977	Kansas City Royals	1977-79
Roy Branch	P	1972	September 11, 1979	Seattle Mariners	1979
Dave Cripe	3B	1972	September 10, 1978	Kansas City Royals	1978
Sheldon Mallory	OF/1B	1972	April 10, 1977	Oakland Athletics	1977
Jamie Quirk	C	1972	September 4, 1975	Kansas City Royals	1975-92
George Throop	P	1972	September 7, 1975	Kansas City Royals	1975, '77-79
Ruppert Jones	OF	1973	August 1, 1976	Kansas City Royals	1976-87
Bob McClure	P	1973	August 13, 1975	Kansas City Royals	1975-93
Rodney Scott	2B, SS	1973	April 11, 1975	Kansas City Royals	1975-82
Dan Dumoulin	P	1974	September 5, 1977	Cincinnati Reds	1977-78
Mike Grace	3B, 2B	1974	April 18, 1978	Cincinnati Reds	1978
Steve Henderson	OF	1974	June 16, 1977	New York Mets	1977-88
Mike LaCoss	P	1974	July 18, 1978	Cincinnati Reds	1978-91
Dan Norman	OF	1974	September 17, 1977	New York Mets	1977-80, '82
Ron Oester	2B	1974	September 10, 1978	Cincinnati Reds	1978-90

Player	Position	Years in Billings	MLB Debut	Debuting Team	MLB Career
Rafael Santo Domingo	SS, 2B	1974	September 7, 1979	Cincinnati Reds	1979
Harry Spillman	OF	1974	September 11, 1978	Cincinnati Reds	1978-89
Scott Brown	P	1975	August 11, 1981	Cincinnati Reds	1981
Paul Moskau	P	1975	June 21, 1977	Cincinnati Reds	1977-83
Frank Pastore	P	1975	April 4, 1979	Cincinnati Reds	1979-86
Larry Rothschild	P	1975	September 11, 1981	Detroit Tigers	1981-82
Bill Dawley	P	1976	April 15, 1983	Houston Astros	1983-89
Paul Householder	OF	1976	August 26, 1980	Cincinnati Reds	1980-87
Eddie Milner	OF	1976	September 2, 1980	Cincinnati Reds	1980-88
Tom Foley	OF	1977	April 9, 1983	Cincinnati Reds	1983-95
Joe Price	P	1977	June 14, 1980	Cincinnati Reds	1980-90
Skeeter Barnes	3B, OF	1978	September 6, 1983	Cincinnati Reds	1983-85, '87, '89, '91-94
Nick Esasky	3B, 1B	1978	June 19, 1983	Cincinnati Reds	1983-90
Ben Hayes	P	1978	June 25, 1982	Cincinnati Reds	1982-83
Tom Lawless	OF	1978	July 15, 1982	Cincinnati Reds	1982, '84-90
Gary Redus	OF	1978	September 7, 1982	Cincinnati Reds	1982-94
Les Straker	P	1978	April 11, 1987	Minnesota Twins	1987-88
Bob Buchanan	P	1979	July 13, 1985	Cincinnati Reds	1985, '89
Keefe Cato	P	1979	June 13, 1983	Cincinnati Reds	1983-84
Jeff Jones	OF, 1B	1979	April 4, 1983	Cincinnati Reds	1983
Kurt Kepshire	P	1979	July 4, 1984	St. Louis Cardinals	1984-86
Danny Tartabull	OF	1980	September 7, 1984	Seattle Mariners	1984-97
Scott Terry	P	1980	April 9, 1986	Cincinnati Reds	1986-91
Terry McGriff	C	1981	July 11, 1987	Cincinnati Reds	1987-90, '93-94
Paul O'Neill	OF	1981	September 3, 1985	Cincinnati Reds	1985-01
Mike Smith	P	1981	April 6, 1984	Cincinnati Reds	1984-86, '88-89
Tom Browning	P	1982	September 9, 1984	Cincinnati Reds	1984-95
Kal Daniels	OF	1982	April 9, 1986	Cincinnati Reds	1986-92
Rob Dibble	P	1983	June 29, 1988	Cincinnati Reds	1988-95
Lenny Harris	OF	1983	September 7, 1988	Cincinnati Reds	1988-05
Jeff Montgomery	P	1983	August 1, 1987	Cincinnati Reds	1988-99
Joe Oliver	C	1983	July 15, 1989	Cincinnati Reds	1989-01
Kurt Stillwell	SS, 2B	1983	April 13, 1986	Cincinnati Reds	1986-93, '96
Chris Jones	OF	1984-85	April 21, 1991	Cincinnati Reds	1991-98, '00
Marty Brown	3B, OF	1985	September 4, 1988	Cincinnati Reds	1988-90
Mike Roesler	P	1985	August 9, 1989	Cincinnati Reds	1989-90
Mike Smith	P	1985	June 30, 1989	Baltimore Orioles	1989-90
Don Wakamatsu	C	1985	May 22, 1991	Chicago White Sox	1991
Keith Brown	P	1986	August 25, 1988	Cincinnati Reds	1988, '90-92
Keith Lockhart	2B, 3B	1986	April 5, 1994	San Diego Padres	1994-03
Jeff Richardson	2B, SS	1986	July 14, 1989	Cincinnati Reds	1989, '91, '93
Scott Scudder	P	1986	June 6, 1989	Cincinnati Reds	1989-93
Jack Armstrong	P	1987	June 21, 1988	Cincinnati Reds	1988-94
Butch Henry	P	1987	April 9, 1982	Houston Astros	1992-95, '97-99
Milt Hill	P	1987	August 1, 1991	Cincinnati Reds	1991-94
Reggie Jefferson	1B, OF	1987	May 18, 1991	Cincinnati Reds	1991-99
Ed Taubensee	C	1987	May 18, 1991	Cleveland Indians	1991-01
Mike Anderson	P	1988	September 7, 1993	Cincinnati Reds	1993
Steve Foster	P	1988	August 22, 1991	Cincinnati Reds	1991-93
Reggie Sanders	OF	1988	August 22, 1991	Cincinnati Reds	1991-07
Jerry Spradlin	P	1988	July 2, 1993	Cincinnati Reds	1993-94, '96-00
Glenn Sutko	C	1988	October 3, 1990	Cincinnati Reds	1990-91
Darron Cox	C	1989	April 6, 1999	Montreal Expos	1999
Trevor Hoffman	P	1989	April 6, 1993	Florida Marlins	1993-10
Scott Pose	OF	1989	April 5, 1993	Florida Marlins	1993, '97, '99-00
Tim Pugh	P	1989	September 1, 1992	Cincinnati Reds	1992-97
Keith Gordon	OF	1990	July 9, 1993	Cincinnati Reds	1993
Larry Luebbers	P	1990	July 3, 1993	Cincinnati Reds	1993, '99-00
John Courtright	P	1991	May 6, 1995	Cincinnati Reds	1995
Brian Koelling	2B	1991	August 21, 1993	Cincinnati Reds	1993
Tim Belk	1B	1992	June 25, 1996	Cincinnati Reds	1996
Micah Franklin	OF	1992	May 13, 1997	St. Louis Cardinals	1997
Chad Mottola	OF	1992	April 23, 1996	Cincinnati Reds	1996, '00-01, '04, '06
Eric Owens	OF	1992	June 6, 1995	Cincinnati Reds	1995-03
Ricky Pickett	P	1992	April 28, 1998	Arizona Diamondbacks	1998
Paul Bako	C	1993	April 30, 1998	Detroit Tigers	1998-09



MUSTANGS IN MLB

42

Player	Position	Years in Billings	MLB Debut	Debuting Team	MLB Career
Curt Lyons	P	1993	September 19, 1996	Cincinnati Reds	1996
Chris Sexton	SS, 2B	1993	May 3, 1999	Colorado Rockies	1999-00
Scott Sullivan	P	1993	May 6, 1995	Cincinnati Reds	1995-04
Pat Watkins	OF	1993	September 17, 1997	Cincinnati Reds	1997-99
Aaron Boone	3B	1994	June 20, 1997	Cincinnati Reds	1997-09
James Lofton	SS, 2B	1994	September 19, 2001	Boston Red Sox	2001
Eddie Priest	P	1994	May 27, 1998	Cincinnati Reds	1998
John Riedling	P	1994-95	August 30, 2000	Cincinnati Reds	2000-05
Justin Atchley	P	1995	April 7, 2001	Cincinnati Reds	2001
Jason LaRue	C	1995	June 15, 1999	Cincinnati Reds	1999-10
Ray King	P	1995	May 21, 1999	Chicago Cubs	1999-08
Scott MacRae	P	1995	July 24, 2001	Cincinnati Reds	2001
Lance Davis	P	1996	June 16, 2001	Cincinnati Reds	2001
Travis Dawkins	SS	1997	September 3, 1999	Cincinnati Reds	1999-00, '02-03
Mike Frank	OF	1997	June 19, 1998	Cincinnati Reds	1998
Scott Williamson	P	1997	April 5, 1999	Cincinnati Reds	1999-07
Dewayne Wise	OF	1997	April 6, 2000	Toronto Blue Jays	2000, '02, '04, '06-13
Todd Coffey	P	1998, '01	April 19, 2005	Cincinnati Reds	2005-12
Adam Dunn	OF, 1B	1998	July 20, 2001	Cincinnati Reds	2001-14
Josh Hall	P	1998	August 2, 2003	Cincinnati Reds	2003
Austin Kearns	OF	1998	April 17, 2002	Cincinnati Reds	2002-13
John Koronka	P	1998-99	June 1, 2005	Chicago Cubs	2005-07, '09
Bobby Madritsch	P	1998	July 21, 2004	Seattle Mariners	2004-05
Corky Miller	C	1998	September 4, 2001	Cincinnati Reds	2001-10, '13
B.J. Ryan	P	1998	July 28, 1999	Cincinnati Reds	1999-09
Ben Broussard	1B, OF	1999	June 22, 2002	Cleveland Indians	2002-08
Scott Dunn	P	1999	September 11, 2004	Anaheim Angels	2004, '06
Brad Salmon	P	1999	May 1, 2007	Cincinnati Reds	2007
Randy Ruiz	1B	2000	August 1, 2008	Minnesota Twins	2008
Stephen Smitherman	OF, 1B	2000	July 1, 2003	Cincinnati Reds	2003
William Bergolla	2B, SS	2001-02	May 9, 2005	Cincinnati Reds	2005
Edwin Encarnacion	3B, 1B	2001	June 24, 2005	Cincinnati Reds	2005-20
Chris Dickerson	OF	2003	August 12, 2008	Cincinnati Reds	2008-14
Carlos Guevara	P	2003	June 2, 2008	San Diego Padres	2008
Miguel Perez	C	2003	September 7, 2005	Cincinnati Reds	2005
Joey Votto	1B	2003	September 4, 2007	Cincinnati Reds	2007-Present
Paul Janish	SS, 3B	2004	May 14, 2008	Cincinnati Reds	2008-13, '15-17
Ramon Ramirez	P	2004	August 30, 2008	Cincinnati Reds	2008-09
Craig Tatum	C	2004	July 21, 2009	Cincinnati Reds	2009-11
Jay Bruce	OF	2005	May 27, 2008	Cincinnati Reds	2008-21
Carlos Fisher	P	2005	May 24, 2009	Cincinnati Reds	2009-11
Sam LeCure	P	2005	May 28, 2010	Cincinnati Reds	2010-14
Logan Ondrusek	P	2005-06	April 5, 2010	Cincinnati Reds	2010-14, '16
Adam Rosales	2B, SS	2005	August 9, 2008	Cincinnati Reds	2008-18
Jeff Stevens	P	2005	July 10, 2009	Chicago Cubs	2009-11
Travis Wood	P	2005	July 1, 2010	Cincinnati Reds	2010-17
Danny Dorn	OF	2006	April 21, 2015	Arizona Diamondbacks	2015
Juan Francisco	3B, 1B	2006	September 14, 2009	Cincinnati Reds	2009-14
Chris Heisey	OF	2006	May 3, 2010	Cincinnati Reds	2010-17
Marcos Mateo	P	2006	August 9, 2010	Chicago Cubs	2010-11, '15
Denis Phipps	OF	2006	September 3, 2012	Cincinnati Reds	2012
Josh Ravin	P	2006-08	June 2, 2015	Los Angeles Dodgers	2015-18
Josh Roenicke	P	2006	September 13, 2008	Cincinnati Reds	2008-13
Jordan Smith	P	2006	June 15, 2010	Cincinnati Reds	2010-11
Drew Stubbs	OF	2006	August 19, 2009	Cincinnati Reds	2009-17
Justin Turner	3B, 2B	2006	September 8, 2009	Baltimore Orioles	2009-Present
Chris Valaika	SS, 2B	2006	August 24, 2010	Cincinnati Reds	2010-11, '13-14
Scott Carroll	P	2007	April 27, 2014	Chicago White Sox	2014-16
Enerio Del Rosario	P	2007	May 24, 2010	Cincinnati Reds	2010-12
Todd Frazier	3B, OF	2007	May 23, 2011	Cincinnati Reds	2011-21
Jeremy Horst	P	2007	May 28, 2011	Cincinnati Reds	2011-13
Curtis Partsch	P	2007	June 9, 2013	Cincinnati Reds	2013-14 '16
Justin Freeman	P	2008	April 17, 2013	Cincinnati Reds	2013
Miguel Rojas	SS, 1B	2008	June 6, 2014	Los Angeles Dodgers	2014-Present
Dave Sappelt	OF	2008	August 7, 2011	Cincinnati Reds	2011-13

Player	Position	Year in Billings	MLB Debut	Debuting Team	MLB Career
Neftali Soto	1B, 3B	2008	May 18, 2013	Cincinnati Reds	2013-14
Daniel Corcino	P	2009-10	August 26, 2014	Cincinnati Reds	2014, '18
Didi Gregorious	SS	2009	September 5, 2012	Cincinnati Reds	2012-Present
Donnie Joseph	P	2009	July 11, 2013	Kansas City Royals	2013-14
Yorman Rodriguez	OF	2009-10	September 4, 2014	Cincinnati Reds	2014
Tucker Barnhart	C	2010	April 3, 2014	Cincinnati Reds	2014-Present
Billy Hamilton	OF	2010	September 3, 2013	Cincinnati Reds	2013-21
Drew Hayes	P	2010	April 21, 2016	Cincinnati Reds	2016
Donald Lutz	OF, 1B	2010	April 29, 2014	Cincinnati Reds	2013-14
Josh A. Smith	P	2010	June 23, 2015	Cincinnati Reds	2015-17, '19-20
Tony Cingrani	P	2011	September 9, 2012	Cincinnati Reds	2012-2018
Carlos Contreras	P	2011	June 21, 2014	Cincinnati Reds	2014-15
Steve Selsky	OF	2011	May 20, 2016	Cincinnati Reds	2016-17
Kyle Waldrop	OF, 1B	2011	August 2, 2015	Cincinnati Reds	2015-16
Amir Garrett	P	2012-13	April 7, 2017	Cincinnati Reds	2017-Present
Seth Mejias-Brean	3B, 1B	2012	September 4, 2019	San Diego Padres	2019
Jon Moscot	P	2012	June 5, 2015	Cincinnati Reds	2015-16
Sal Romano	P	2012	April 16, 2017	Cincinnati Reds	2017-21
Robert Stephenson	P	2012	April 7, 2016	Cincinnati Reds	2016-Present
Zach Vincej	SS, 2B	2012	September 1, 2017	Cincinnati Reds	2017-18
Jesse Winker	OF	2012	April 14, 2017	Cincinnati Reds	2017-Present
Alejandro Chacin	P	2012	August 23, 2017	Cincinnati Reds	2017
Aristedes Aquino	OF	2013-15	August 19, 2018	Cincinnati Reds	2018-Present
Phil Ervin	OF	2013	April 22, 2017	Cincinnati Reds	2017-20
Ben Lively	P	2013	June 3, 2017	Philadelphia Phillies	2017-19
Lane Somsen	P	2013	May 14, 2016	Cincinnati Reds	2016
Zack Weiss	P	2013	April 12, 2018	Cincinnati Reds	2018
Daniel Wright	P	2013	May 24, 2016	Cincinnati Reds	2016-17
Tejay Antone	P	2014	July 27, 2020	Cincinnati Reds	2020-Present
Alex Blandino	3B, SS	2014	April 10, 2018	Cincinnati Reds	2018-19, '21
Shed Long	2B, OF	2014	May 11, 2019	Seattle Mariners	2019-21
Tyler Mahle	P	2014	August 27, 2017	Cincinnati Reds	2017-Present
Brian O'Grady	OF, 1B	2014	August 8, 2019	Cincinnati Reds	2019-21
Jimmy Herget	P	2015	July 7, 2019	Cincinnati Reds	2019-Present
Tanner Rainey	P	2015	April 10, 2018	Cincinnati Reds	2018-Present
Jose Siri	OF	2015-16	September 3, 2021	Houston Astros	2021-Present
Tyler Stephenson	C	2015	July 27, 2020	Cincinnati Reds	2020-Present
Blake Trahan	SS, 2B	2015	September 3, 2018	Cincinnati Reds	2018
TJ Friedl	OF	2016	September 18, 2021	Cincinnati Reds	2021-Present
Ryan Hendrix	P	2016	April 23, 2021	Cincinnati Reds	2021-Present
Alejo Lopez	2B, 3B	2016-17	June 28, 2021	Cincinnati Reds	2021-Present
Joel Kuhnel	P	2016	August 16, 2019	Cincinnati Reds	2019-Present
Dauri Moreta	P	2016-18	September 26, 2021	Cincinnati Reds	2021-Present
Tony Santillan	P	2016	June 13, 2021	Cincinnati Reds	2021-Present
Nick Senzel	OF	2016	May 3, 2019	Cincinnati Reds	2019-Present
Taylor Trammell	OF	2016	April 1, 2021	Seattle Mariners	2021-Present
Stuart Fairchild	OF	2017	July 6, 2021	Arizona Diamondbacks	2021-Present
Hunter Greene	P	2017	April 10, 2022	Cincinnati Reds	2022-Present
Andrew McKirahan	P	2017	April 12, 2015	Atlanta Braves	2015
Mac Sceroler	P	2017-18	April 5, 2021	Baltimore Orioles	2021
Jonathan India	3B, 2B	2018	April 1, 2021	Cincinnati Reds	2021-Present
Nick Lodolo	P	2019	April 13, 2022	Cincinnati Reds	2022-Present
Mark Kolozsvary	C	2017	April 20, 2022	Cincinnati Reds	2022-Present
Jared Solomon	P	2018	May 7, 2022	Cincinnati Reds	2022-Present
251 Players					
MLB MANAGERS (*Denotes stint as Billings manager)					
Larry Shepard		1949-51*	1968	Pittsburgh Pirates	1968-69
Larry Rothschild		1975	1998	Tampa Bay Devil Rays	1998-01
Greg Riddoch		1977	1990	San Diego Padres	1990-92
Dave Miley		1980	2003	Cincinnati Reds	2003-05
Don Wakamatsu		1985	2009	Seattle Mariners	2009-10, '18
Aaron Boone		1993	2018	New York Yankees	2018-Present
Russ Nixon		1998-00*	1982	Cincinnati Reds	1982-83, '88-90
Jim Rigglesman		2022*	1992	San Diego Padres	1992-99, '08-11, '18

43 YEARLY LEADERS



	Games		Hits		Runs		Doubles		Triples		Home Runs		Runs Batted In		Stolen Bases		Batting Average	
1948	Milt Joffe	125	Milt Joffe	134	Milt Joffe	83	Milt Joffe	27	Three tied	5	Milt Joffe	8	Milt Joffe	84	Les Barnes	14	Jack Calvey	.314
1949	James Peccia	125	James Peccia	160	George Caloia	122	Two tied	29	Four tied	9	Eddie Moore	14	Bob Duretto	94	Georgia Caloia	30	George Caloia	.351
1950	Eddie Moore	126	Eddie Moore	166	Bill Browne	109	Robert Tripp	29	Bill Pinckard	12	Bill Pinckard	30	Bill Pinckard	135	Eddie Moore	28	Eddie Moore	.342
1951	Chico Fernandez	132	Chico Fernandez	141	Eddie Moore	131	Chico Fernandez	23	Chico Fernandez	8	Richard Small	18	Richard Small	99	Chico Fernandez	28	Hayward Gibson	.302
1952	Two tied	132	Dick Stuart	161	Dick Stuart	115	Cliff Dapper	35	LeRoy Vinyard	15	Dick Stuart	31	Dick Stuart	121	Le Roy Vinyard	40	Cliff Dapper	.348
1953	Pablo Bernard	129	Thomas Watson	152	Thomas Watson	93	Stanley Miller	28	Stanley Miller	11	Stanley Miller	7	Stanley Miller	96	Thomas Watson	29	Stanley Miller	.326
1954	Donald Hedrick	130	Pablo Bernard	158	Pablo Bernard	95	Pablo Bernard	33	Robert Bonaparte	7	Joseph Burgess	15	Robert Bonaparte	87	Pablo Bernard	40	Pablo Bernard	.334
1955	Two tied	121	Thomas Taylor	150	Thomas Taylor	96	Mal Walton	22	Two tied	9	Dick Stuart	32	Dick Stuart	104	Bennie Singuefield	26	Thomas Taylor	.326
1956	Ellis Burton	132	Ronnie George	133	Ronnie George	85	Ronnie George	27	Earl Fackler	7	Ellis Burton	21	Ellis Burton	76	Richard Johnson	28	Ronnie George	.338
1957	Two tied	126	Roberto Vea	172	Bob Sadowski	95	Roberto Vea	33	Bob Sadowski	13	Duke Carmel	29	Duke Carmel	121	Gerald Cooper	7	Roberto Vea	.326
1958	Arthur Burnett	129	William DiCrosta	160	Arthur Burnett	117	Arthur Burnett	33	Arthur Burnett	9	Two tied	14	William DiCrosta	92	Louie Brown	20	Arthur Burnett	.336
1959	Robert Proctor	131	John Roth	134	Bernard Kelly	83	Robert Proctor	24	John Roth	11	Lamar Drummonds	19	Lamar Drummonds	95	Bernard Kelly	27	John Roth	.341
1960	Gary Dobereiner	129	Gary Dobereiner	154	Tom Schwaner	89	Gary Dobereiner	32	Two tied	5	Richard Bazinet	19	Tom Schwaner	85	Two tied	11	Gary Dobereiner	.314
1961	Elmer Lindsey	127	Elmer Lindsey	151	Elmer Lindsey	94	Elmer Lindsey	28	Elmer Lindsey	11	Chris Krug	17	Chris Krug	81	Elmer Lindsey	23	Calvin Knowles	.319
1962	Weldon Bowlin	129	Weldon Bowlin	144	Weldon Bowlin	118	Weldon Bowlin	27	Weldon Bowlin	9	Felix DeLeon	37	Felix DeLeon	125	Zeke Faulkner	32	Felix DeLeon	.344
1963	Zeke Faulkner	121	Jimmy Harris	139	Jimmy Harris	109	Calvin Knowles	29	Zeke Faulkner	7	Two tied	13	Wayne Pietri	86	Zeke Faulkner	22	Wayne Pietri	.312
DID NOT FIELD TEAM 1964-68																		
1969	Pedro Garcia	69	Gary Martz	66	Pedro Garcia	46	Pedro Garcia	15	Two tied	4	Pedro Garcia	10	Gary Martz	40	Bob Coluccio	6	Phillip Zahn	.346
1970	John Joseph	64	Jim Wohlford	68	Two tied	45	Two tied	11	Al Cowens	5	Frank Ortenzio	10	Al Cowens	47	Jim Wohlford	32	Frank Ortenzio	.316
1971	Two tied	70	David Landress	80	Steve Staggs	72	David Landress	13	George Brett	5	Craig Perkins	10	Craig Perkins	49	Steve Staggs	15	David Landress	.300
1972	Dave Cripe	71	Kenzie Davis	92	Kenzie Davis	66	Dave Cripe	15	Two tied	5	Two tied	5	Dave Cripe	43	Two tied	31	Kenzie Davis	.342
1973	Three tied	64	Rodney Scott	70	Rodney Scott	51	Jack Fleming	13	Two tied	4	Phil Robinson	10	Two tied	35	Rodney Scott	26	Phil Robinson	.313
1974	Mike Grace	73	Two tied	72	Steve Henderson	60	Steve Henderson	19	Don Lyle	7	Steve Henderson	8	Steve Henderson	44	Steve Henderson	15	Don Lyle	.333
1975	George Weicker	72	George Weicker	76	George Weicker	49	George Weicker	23	Tony Moretto	3	George Weicker	7	George Weicker	50	Gary Richter	22	Reggie Waller	.316
1976	Tom Sohns	71	Tom Sohns	77	Eddie Milner	51	Two tied	14	Two tied	3	Paul Herring	6	Paul Herring	47	Eddie Milner	17	Tom Sohns	.293
1977	Two tied	64	Jim McArdle	74	John Halasz	49	Michael Ventress	18	Jim McArdle	7	Bill Kuchar	6	Bill Kuchar	48	Tony Walker	16	Tad Venger	.301
1978	Four tied	68	Gary Redus	117	Gary Redus	100	Skeeter Barnes	22	Tom Lawless	7	Gary Redus	17	Gary Redus	62	Gary Redus	42	Gary Redus	.462
1979	Jeff Jones	66	Rod Johnson	70	Two tied	49	Dario Guzman	13	Two tied	3	Jeff Jones	11	Jeff Jones	49	Mark Miller	14	Rod Johnson	.327
1980	Tom Wesley	71	Mike Foote	77	Mike Foote	55	Tom Wesley	16	Steve Leppert	4	Tom Wesley	5	Tom Wesley	60	Mike Foote	19	Mike Foote	.304
1981	Bubba Jennings	69	Paul O'Neill	76	Charlie Colclough	45	Dexter Day	11	Dexter Day	6	Charlie Colclough	9	Charlie Colclough	45	Bubba Jennings	10	Paul O'Neill	.315
1982	Kal Daniels	67	Kal Daniels	88	Kal Daniels	43	Kal Daniels	19	Kal Daniels	4	Dave Keller	7	Dave Keller	40	Kal Daniels	27	Kal Daniels	.367
1983	Ron Henika	70	Ron Henika	93	Scott Loseke	64	Scott Loseke	17	Three tied	2	Ron Henika	11	Ron Henika	55	Lenny Harris	7	Ron Henika	.350
1984	Darren Riley	65	Ruben Machado	81	Jon Groth	57	Ruben Machado	19	Four tied	5	Jon Groth	9	Scott Hilgenberg	65	Jon Groth	14	Brooks Shumake	.348
1985	Marty Brown	68	Marty Brown	84	Two tied	50	Marty Brown	21	Chris Jones	5	Marty Brown	10	Marty Brown	45	Chris Jones	13	Mike Ramsey	.342
1986	Francisco Silverio	61	Keith Lockhart	70	Keith Lockhart	51	Kevin Pearson	20	Two tied	6	Keith Lockhart	7	Ronnie Wenrich	48	Don Brown	21	Keith Lockhart	.347
1987	Doug Eastman	66	Doug Eastman	73	Doug Eastman	50	Dante Johnson	13	Bernie Walker	5	Brad Robinson	8	Doug Eastman	45	Bernie Walker	26	Doug Eastman	.300
1988	Tony Terzarial	61	Benny Colvard	77	Tony Terzarial	45	Two tied	11	Two tied	5	Benny Colvard	7	Benny Colvard	47	Tim Clark	19	Benny Colvard	.387
1989	Trevor Hoffman	61	Scott Pose	74	Scott Pose	52	Mark Cerny	10	Mark Cerny	4	Two tied	3	Three tied	25	Scott Pose	26	Scott Pose	.352
1990	Four tied	57	K.C. Gillum	80	K.C. Gillum	50	K.C. Gillum	14	K.C. Gillum	3	Tucker Hammargren	9	Elliot Quinones	46	Kevin Riggs	16	K.C. Gillum	.356
1991	Gene Taylor	67	Gene Taylor	72	Joe De Berry	41	Joe De Berry	13	Three tied	3	Joe De Berry	10	Joe De Berry	47	Pierre Burris	27	Gene Taylor	.290
1992	Micah Franklin	75	Dee Jenkins	94	Tim Belk	60	Dee Jenkins	17	Five tied	3	Three tied	12	Micah Franklin	60	Micah Franklin	18	Micah Franklin	.335
1993	Chris Sexton	72	Chris Sexton	91	Chris Sexton	63	Danny Oyas	17	Chris Sexton	4	Rod Thomas	8	Steve Gann	51	Two tied	15	Chris Sexton	.333
1994	Aaron Boone	67	James Lofton	91	James Lofton	64	Ray Brown	19	James Lofton	10	Nick Morrow	14	Nick Morrow	56	James Lofton	18	Ray Brown	.367
1995	Christian Rojas	68	Tom Scott	89	Tom Scott	68	Tom Scott	24	Christian Rojas	5	Christian Rojas	11	Christian Rojas	56	Steve Claybrook	21	Tom Scott	.353
1996	Wylie Campbell	70	Wylie Campbell	96	Wylie Campbell	69	Wylie Campbell	15	Wylie Campbell	7	Darron Ingram	17	Darron Ingram	56	Wylie Campbell	24	Wylie Campbell	.371
1997	Travis Dawkins	70	Mike Frank	100	Mike Frank	62	Mike Frank	22	Mike Frank	6	Eric Welsh	11	Mike Frank	62	Two tied	18	Mike Frank	.376
1998	Two tied	74	Randy Stegall	85	Jim Matan	61	Samone Peters	22	Blane Layton	4	Jim Matan	18	Jim Matan	65	Adam Dunn	4	Randy Stegall	.316
1999	Josh Spoerl	66	Two tied	74	Mark Burnett	56	Omar Hurtado	18	Jason Hurth	9	Ben Broussard	14	Casey Bookout	63	Mark Burnett	12	Casey Bookout	.363
2000	Stephen Smitherman	70	S. Smitherman	95	S. Smitherman	61	S. Smitherman	16	S. Smitherman	5	S. Smitherman	15	S. Smitherman	65	Wandel Cabrera	22	Randy Ruiz	.381
2001	Two tied	72	Noochie Varner	102	Noochie Varner	55	Jesse Gutierrez	21	Noochie Varner	5	Jesse Gutierrez	16	Jesse Gutierrez	61	William Bergolla	22	Noochie Varner	.351
2002	Two tied	56	William Bergolla	74	Junior Ruiz	40	Jason Vavao	17	Alan Moye	4	Two tied	8	Mike Bassett	44	Two tied	16	William Bergolla	.352
2003	Two tied	70	Luis Bolivar	82	Luis Bolivar	57	Luis Bolivar	20	Habelito Hernandez	5	Walter Olmstead	12	Walter Olmstead	48	Luis Bolivar	12	Luis Bolivar	.349
2004	Bobby Mosby	69	Phil Gentry	81	Bobby Mosby	51	Phil Gentry	21	Drew Anderson	4	Bobby Mosby	19	Bobby Mosby	52	Trevor Lawhorn	15	Phil Gentry	.335
2005	Brandon Roberts	68	Brandon Roberts	87	Brandon Roberts	50	Two tied	14	Two tied	6	J.D. Roberts	9	J.D. Roberts	39	Brandon Roberts	32	Brandon Roberts	.318
2006	Two tied	70	Chris Valaika	89	Chris Valaika	58	Chris Valaika	22	Chris Valaika	4	Logan Parker	9	Chris Valaika	60	Drew Stubbs	19	Danny Dorn	.354
2007	Michael McKennon	73	Brandon Waring	83	Brandon Waring	63	Michael McKennon	25	Brandon Menchaca	7	Brandon Waring	20	Brandon Waring	61	Brandon Menchaca	16	Brandon Waring	.311
2008	Tony Brown	65	Dave Sappelt	76	Tony Brown	55	Dave Sappelt	19	Two tied	5	Tony Brown	12	Tony Brown	47	Two tied	6	Dave Sappelt	.299
2009	Sean Conner	64	Didi Gregorious	64	Efrain Contreras	30	Sean Conner	18	Four tied	2	Sean Conner	6	Sean Conner	31	Didi Gregorious	8	Didi Gregorious	.314
2010	Billy Hamilton	69	Billy Hamilton	90	Billy Hamilton	61	Billy Hamilton	13	Billy Hamilton	10	Donald Lutz	7	Yorman Rodriguez	39	Billy Hamilton	48	Billy Hamilton	.318
2011	Kyle Waldrop	68	Kyle Waldrop	76	Junior Arias	47	Kyle Waldrop	22	Kyle Waldrop	9	Robert Maddox	16	Robert Maddox	51	Kurtis Muller	24	Sean Buckley	.289
2012	Jesse Winker	62	Jesse Winker	77	Beau Amaral	55	Jesse Winker	15	Carlos Sanchez	12	Robert Maddox	13	Jesse Winker	55	Beau Amaral	20	Jesse Winker	.338
2013	Carlos Sanchez	55	Carlos Sanchez	57	Avain Rachal	34	Jose Ortiz	14	Three tied	3	Jose Ortiz	8	Carlos Sanchez	36	Jon Matthews	22	Ty Washington	.264
2014	Aristedes Aquino	71	Aristedes Aquino	83	Aristedes Aquino	48	Aristedes Aquino	23	Taylor Sparks	7	Aristedes Aquino	16	Aristedes Aquino	64	Aristedes Aquino	21	Argenis Aldozoro	.325
2015	Brantley Bell	62	Brantley Bell	63	Reydel Medina	41	Ed Charlton	17	Hector Vargas	5	Reydel Medina	13	Brantley Bell	34	Two tied	14	Kevin Garcia	.317
2016	Taylor Trammell	61	Jose Siri	77	Jose Siri	52	Hector Vargas	17	Jose Siri	8	Jose Siri	10	Hector Vargas	35	Taylor Trammell	24	Hector Vargas	.352
2017	Two tied	67	Andy Sugilio	81	Andy Sugilio	49	Montrell Marshall	16	Alejo Lopez	6	Leandro Santana	11	Leandro Santana	43	Andy Sugilio	20	Andy Sugilio	.345
2018	Pabel Manzanaro	66	Drew Mount	75	Drew Mount	42	Dylan Harris	20	Mariel Bautista	4	Pabel Manzanaro	9	Drew Mount	58	Mariel Bautista	16	Mariel Bautista	.330
2019	Reniel Ozuna	62	Jonathan Willems	69	Quin Cotton	37	Two tied	14	Reniel Ozuna	5	Leonardo Seminati	9	Reniel Ozuna	37	TJ Hopkins	12	Jonathan Willems	.300
2021	Jalen Garcia	90	Jalen Garcia	130	Jalen Garcia	97	Jalen Garcia	25	Jalen Garcia	13	Jalen Garcia	16	Anthony Amicangelo	85	Jalen Garcia	29	Anthony Amicangelo	.378



YEARLY LEADERS

44

	Games		Games Started		Wins		Losses		Saves		ERA		Innings Pitched		Walks		Strikeouts	
1948	Joseph Chuka	34	—N/A—		John Stilwell	11	John Stilwell	11	—N/A—		John Stilwell	3.97	John Stilwell	202.0	John Stilwell	93	John Stilwell	141
1949	Larry Shepard	34	—N/A—		Larry Shepard	21	Rowe Wallerstein	9	—N/A—		Rowe Wallerstein	3.60	Larry Shepard	209.0	Rowe Wallerstein	109	Larry Shepard	138
1950	Larry Shepard	33	—N/A—		Larry Shepard	22	Two tied	8	—N/A—		Larry Shepard	2.54	Larry Shepard	223.0	Dan Ahtipis	111	Larry Shepard	138
1951	Larry Shepard	40	—N/A—		Larry Shepard	24	Bill Halley	12	—N/A—		Larry Shepard	2.99	Larry Shepard	250.0	John Ceplo	135	Larry Shepard	177
1952	Nico Genesta	46	Olaf Nelson	27	Nico Genesta	14	Olaf Nelson	12	—N/A—		Nico Genesta	1.58	Ray O'Connor	200.0	Olaf Nelson	131	Ray O'Connor	137
1953	Bert Haysom	35	Gary Hegedorn	23	Bert Haysom	17	Leonard Wisneski	13	—N/A—		Gary Hegedorn	2.81	Bert Haysom	227.0	Robert Long	134	Gary Hegedorn	127
1954	Thomas Stricklin	31	Jim Dunn	25	Jim Dunn	14	Thomas Stricklin	12	—N/A—		Bert Haysom	3.29	Jim Dunn	205.0	Wallace Sinner	138	Jim Dunn	176
1955	Charlie Beene	32	Jim Dunn	23	Jim Dunn	15	Charlie Beene	8	—N/A—		Jim Dunn	2.32	Jim Dunn	202.0	Jim Dunn	102	Jim Dunn	182
1956	Jerry McClure	40	Thomas Hull	31	Thomas Hull	22	Dick Walega	13	—N/A—		Thomas Hull	2.41	Thomas Hull	258.0	Dick Walega	124	Thomas Hull	194
1957	Don Choate	39	Don Choate	32	Don Choate	19	Ernest Evans	9	—N/A—		Ernest Evans	2.95	Don Choate	240.0	Robert Greer	157	Robert Greer	187
1958	Ernest Lewis	41	Sam McIntyre	27	Stanrad Thompson	13	Stanrad Thompson	15	—N/A—		Stanrad Thompson	4.61	Stanrad Thompson	203.0	Sam McIntyre	133	Stanrad Thompson	164
1959	John Ahrens	42	Two tied	24	Two tied	12	Bruce Haroldson	11	—N/A—		Charles Harris	3.13	Bruce Haroldson	174.0	Bruce Haroldson	90	Bruce Haroldson	129
1960	Mike Tatro	42	Lou Vickery	28	Lou Vickery	15	Three tied	11	—N/A—		Elwood Hahn	4.35	Lou Vickery	203.0	Jim McNamee	145	Jim McNamee	183
1961	Otto Meischner	47	Frederick Wall	29	Two tied	8	Leroy Harris	9	—N/A—		Connie Newman	4.12	Otto Meischner	137.0	Connie Newman	90	Otto Meischner	132
1962	Otto Meischner	41	Cliff Politte	28	Jerry Wild	13	Cliff Politte	15	—N/A—		Jerry Wild	2.69	Cliff Politte	187.0	Jerry Wild	123	Jerry Wild	220
1963	Cliff Politte	63	Two tied	23	Ron Willis	13	Frank Montgomery	9	—N/A—		Cliff Politte	3.87	Ron Willis	166.0	Ron Willis	114	Ron Willis	172
DID NOT FIELD TEAM 1964-68																		
1969	John Conzatti	21	Larry May	12	Charles Sprinkle	6	Chuck Loseth	10	Charles Sprinkle	4	Larry May	3.00	Larry May	66.0	Chuck Loseth	65	John Conzatti	73
1970	Brian Ford	22	Michael Nichols	13	John Gaylord	8	Michael Ballantine	6	Brian Ford	4	Michael Ballentine	2.47	Michael Ballentine	91.0	Scott McManis	50	Michael Ballentine	103
1971	David Paynter	23	Mark Littell	12	John Gaylord	7	Two tied	5	Thomas O'Connor	4	John Gaylord	2.28	Mark Littell	87.0	Mark Littell	54	John Gaylord	79
1972	Randy Johnson	25	Roy Branch	13	Roy Branch	9	Tim Howard	4	Randy Johnson	6	Jerry Gomez	2.65	Roy Branch	83.0	Roy Branch	44	Roy Branch	61
1973	Lynn McKinney	23	Two tied	13	Bob McClure	10	Lynn McKinney	6	Mike Larkin	6	Bob McClure	2.11	Bob Falcon	99.0	Bob McClure	67	Bob Falcon	180
1974	Charles Renneau	21	Three tied	13	Steve Reed	7	Raul Ferreyra	8	Charles Renneau	6	Randy Walraven	2.69	Steve Reed	90.0	Charles Renneau	44	Steve Reed	72
1975	Bernard Plent	23	Frank Pastore	13	Two tied	5	Frank Pastore	7	Bernard Plent	4	Frank Pastore	2.56	Frank Pastore	88.0	Sal Ferrara	44	Two tied	69
1976	Laurence Frakes	21	Bill Kelly	13	Laurence Frakes	8	Mark King	8	Laurence Frakes	7	Laurence Frakes	1.53	Bill Kelly	88.0	Robert Adams	50	Bill Dawley	80
1977	Nelson Torres	18	Joe Price	13	Joe Price	6	Two tied	8	Five tied	1	Joe Price	3.73	Joe Price	94.0	D. Neuenschwander	56	D. Neuenschwander	98
1978	Alex Neely	25	Jeff Mihlbacher	13	Alex Neely	8	Jeff Mihlbacher	5	Ben Hayes	5	Les Strake	2.35	Jeff Mihlbacher	86.0	Chuck McKinney	42	Jeff Mihlbacher	60
1979	Kurt Kepshire	24	Two tied	14	Nick Fiorillo	10	Bob Buchanan	5	Steve Daniels	8	Keefe Cato	1.33	Nick Fiorillo	99.0	Nick Fiorillo	45	Nick Fiorillo	114
1980	Mike Raines	23	Mark Bowden	12	Mark Bowden	8	Jim Pettibone	6	Anthony Threatt	5	Scot Ender	2.40	Tom Layton	76.0	Jim Pettibone	39	Anthony Threatt	79
1981	Mike Smith	22	Michael Hennessy	11	Two tied	5	Two tied	5	Mike Smith	8	Virgil Conley	3.00	Michael Hennessy	66.0	John Minyard	31	Mike Smith	52
1982	Louie Trujillo	29	Tom Browning	14	Louie Trujillo	7	Tom Browning	8	Tim Scott	9	Louie Trujillo	1.91	Tom Browning	88.0	Tom Browning	41	Tom Browning	87
1983	Danny Smith	28	Two tied	14	Two tied	9	Two tied	5	Danny Smith	8	Hugh Kemp	2.21	Hugh Kemp	110.0	Hugh Kemp	36	Hugh Kemp	138
1984	Doug Kampsen	24	Three tied	13	Scott Reburn	7	Three tied	4	Doug Kampsen	6	Clay Daniel	2.56	Scott Reburn	86.0	Dusty Rogers	57	Ozzie Soto	69
1985	Tim Deitz	26	Two tied	13	Two tied	8	Mike Coffey	5	Tim Deitz	8	Rob Lopez	1.32	Mike Roesler	88.2	Dusty Rogers	41	Dusty Rogers	95
1986	Ron Mullins	26	Mike Moscrey	14	Three tied	5	Ken Huseby	7	Ron Mullins	7	Joe Lazor	1.60	Mike Moscrey	88.2	Troy Girdner	42	Joe Lazor	75
1987	Bill Dodd	23	Sam Chavez	14	Two tied	6	Keith Kaiser	5	Bill Shiverick	3	Sam Chavez	1.98	Sam Chavez	86.0	Keith Kaiser	39	Keith Kaiser	71
1988	Tomas Rodriguez	19	Three tied	13	Two tied	6	Carl Nordstrom	6	Steve Foster	7	John Groennert	3.62	Brian Landy	75.1	Carl Nordstrom	36	Johnny Alvarez	54
1989	Eric Bates	24	Three tied	13	Two tied	4	Bob Blankenship	7	Tomas Rodriguez	6	Trey Wilburn	3.71	Tim Pugh	77.2	Trey Wilburn	38	Tim Pugh	72
1990	Mike Ferry	27	Two tied	14	Greg Margheim	6	Greg Margheim	7	Mike Ferry	11	Carl Stewart	4.15	Carl Stewart	73.2	Carl Stewart	47	Carl Stewart	64
1991	Rich Zastoupil	25	Charles McClain	12	Two tied	5	Charles McClain	7	Rich Zastoupil	9	Charles McClain	3.38	Phil Kendall	81.2	Charles McClain	51	Charles McClain	62
1992	Bo Loftin	33	Two tied	15	Two tied	8	Dan Tobin	4	Bo Loftin	17	Jason Kummerfeldt	2.38	Jason Kummerfeldt	87.0	Rich Langford	54	Rich Langford	95
1993	Shane Witzel	22	Todd Etler	15	Todd Etler	8	Pete Magre	5	Chad Connors	5	Todd Etler	2.71	Todd Etler	89.2	Pete Harvell	40	Scott Sullivan	79
1994	Marc Weiss	25	Three tied	14	Jason Robbins	11	Two tied	4	Dave Solomon	8	Eddie Priest	2.54	Clint Koppe	89.1	Clay Caruthers	36	Eddie Priest	82
1995	Adam Bryant	29	Two tied	14	Justin Atchley	10	Two tied	4	Adam Bryant	11	Damon Callahan	2.91	Damon Callahan	80.1	Rick Lapka	43	Ben Bailey	68
1996	Desi Herrera	30	Two tied	14	David Shepard	6	Three tied	7	Steve Smith	3	David Shepard	5.91	David Shepard	80.2	Phil Merrell	48	David Shepard	80
1997	Clint Brewer	22	Two tied	14	Scott Williamson	8	Two tied	6	Three tied	4	Scott Williamson	1.78	Scott Williamson	86.0	Monte Roundtree	33	Scott Williamson	101
1998	Eric Cooper	22	Two tied	14	Two tied	7	Three tied	4	Eric Cooper	5	Bobby Madritsch	2.80	Two tied	81.0	Casey McEvoy	44	Bobby Madritsch	87
1999	Two tied	26	Cory Stewart	10	Dave Bradley	5	Dave Bradley	4	Tom Pike	12	Dave Bradley	4.87	Dave Bradley	64.2	Three tied	24	Dave Bradley	51
2000	Michael Laesch	24	Adam Scheefel	15	Adam Scheefel	9	Two tied	5	Two tied	4	Adam Scheefel	4.14	Adam Scheefel	91.1	Mario Gardea	40	Adam Scheefel	83
2001	Two tied	28	Marlyn Tisdale	14	Marlyn Tisdale	7	Two tied	4	Nate Cotton	13	Marlyn Tisdale	3.05	Marlyn Tisdale	82.2	Juan Frias	30	Marlyn Tisdale	76
2002	Don Gemmell	25	Frankie Keller	14	David Shafer	5	Two tied	4	Don Gemmell	12	Juan Frias	0.96	Frankie Keller	73.2	Frankie Keller	45	Juan Frias	63
2003	David Shafer	25	Jim Paduch	15	Two tied	7	Walin Cabrera	5	David Shafer	13	Jim Paduch	1.94	Jim Paduch	78.2	Walin Cabrera	27	Jim Paduch	65
2004	Jared Sanders	23	Two tied	12	Tyler Pelland	9	Ramon Ramirez	6	Jared Sanders	5	Ramon Ramirez	3.39	Ramon Ramirez	74.1	Two tied	39	Tyler Pelland	82
2005	Abe Woody	25	Logan Ondrusek	9	Sam LeCure	5	Logan Ondrusek	6	Abe Woody	14	Jeff Stevens	2.98	Logan Ondrusek	55.1	Rafael Gonzalez	23	Jeff Stevens	58
2006	Terrell Young	25	Two tied	14	Two tied	6	Dane Mason	4	Terrell Young	9	Jordan Smith	3.01	Jordan Smith	68.1	Jamie Arneson	24	Jordan Smith	49
2007	Scott Gaffney	20	Enerio Del Rosario	15	Luis Montano	8	Two tied	5	Scott Gaffney	5	Luis Montano	3.62	Luis Montano	82.0	Jeff Jeffords	27	Luis Montano	64
2008	Josh Beal	22	Jamie Arneson	15	Jamie Arneson	6	Two tied	4	Randall Linebaugh	5	Oscar Castro	4.14	Jamie Arneson	71.2	Jamie Arneson	42	Jamie Arneson	60
2009	Two tied	20	Leonardo Astorga	15	Luca Panerati	3	Leonardo Astorga	8	Brian Pearl	8	Leonardo Astorga	5.01	Leonardo Astorga	73.2	Tim Crabbe	27	Tim Crabbe	53
2010	Porfirio Martinez	20	Stalin Gerson	15	Daniel Tuttle	5	Stalin Gerson	4	Porfirio Martinez	6	Tanner Robles	2.98	Stalin Gerson	75.2	Tanner Robles	32	Tanner Robles	66
2011	Brooks Pinckard	28	Two tied	15	Two tied	4	Ismael Guillon	6	Brooks Pinckard	10	Wes Mugarian	5.80	Wes Mugarian	71.1	Ismael Guillon	46	Tony Cingrani	80
2012	Ben Klimesh	23	Two tied	15														

45 SEASON RECORDS



INDIVIDUAL BATTING RECORDS

BATTING AVERAGE (200 AB)			TRIPLES (FULL SEASON)			STOLEN BASES (SHORT SEASON)		
Player	Number	Year	Player	Number	Year	Player	Number	Year
Gary Redus	.462	1978	LeRoy Vinyard	15	1952	Billy Hamilton	48	2010
Benny Colvard	.387	1988	Bob Sadowski	13	1957	Gary Redus	42	1978
Randy Ruiz	.381	2000	Pablo Bernard	13	1953	Lee Hover	35	1978
Anthony Amicangelo	.378	2021	Bill Pinckard	12	1950	Jim Wohlford	32	1970
Mike Frank	.376	1997	Duke Carmel	12	1957	Brandon Roberts	32	2005
HITS (FULL SEASON)			TRIPLES (SHORT SEASON)			WALKS (FULL SEASON)		
Player	Number	Year	Player	Number	Year	Player	Number	Year
Roberto Vea	172	1957	Jalen Garcia	13	2021	Bill Browne	153	1951
Eddie Moore	166	1950	Carlos Sanchez	12	2012	Arthur Burnett	127	1958
Bennie Sinquefield	164	1954	Billy Hamilton	10	2010	Felix DeLeon	121	1962
Dick Stuart	161	1952	James Lofton	10	1994	Eddie Moore	115	1949
Two tied	160		Three tied	9		Bill Wilsman	114	1950
HITS (SHORT SEASON)			HOME RUNS (FULL SEASON)			WALKS (SHORT SEASON)		
Player	Number	Year	Player	Number	Year	Player	Number	Year
Jalen Garcia	130	2021	Felix DeLeon	37	1962	Steve Staggs	86	1971
Gary Redus	117	1978	Dick Stuart	32	1955	Gary Redus	62	1978
Anthony Amicangelo	112	2021	Dick Stuart	31	1952	Chris Eusay	58	2021
Skeeter Barnes	102	1978	Bill Pinckard	30	1955	Charlie Engel	56	1978
Noochie Varner	102	2001	Duke Carmel	29	1957	Joey Votto	56	2003
RUNS (FULL SEASON)			HOME RUNS (SHORT SEASON)			STRIKEOUTS (FULL SEASON)		
Player	Number	Year	Player	Number	Year	Player	Number	Year
Eddie Moore	131	1950	Brandon Waring	20	2007	Tom Schwaner	121	1960
George Caloia	122	1949	Bobby Mosby	19	2004	John Self	116	1959
Weldon Bowlin	118	1962	Jim Matan	18	1998	Bill Pinckard	113	1950
Duke Carmel	118	1957	Gary Redus	17	1978	Felix DeLeon	113	1962
Arthur Burnett	117	1958	Darron Ingram	17	1996	Dick Stuart	109	1955
RUNS (SHORT SEASON)			RUNS BATTED IN (FULL SEASON)			STRIKEOUTS (SHORT SEASON)		
Player	Number	Year	Player	Number	Year	Player	Number	Year
Gary Redus	100	1978	Bill Pinckard	135	1950	Samone Peters	100	1998
Jalen Garcia	97	2021	Eddie Moore	133	1950	Mike Grace	95	1974
Steve Staggs	72	1971	Felix DeLeon	125	1962	Tom Wesley	91	1980
Wylie Campbell	69	1996	Dick Stuart	121	1952	Jalen Garcia	89	2021
Lee Hover	69	1978	Duke Carmel	121	1957	Darron Ingram	88	1996
DOUBLES (FULL SEASON)			RUNS BATTED IN (SHORT SEASON)			ON-BASE PERCENTAGE (200 AB)		
Player	Number	Year	Player	Number	Year	Player	Number	Year
Cliff Dapper	35	1952	Anthony Amicangelo	85	2021	Felix DeLeon	.506	1962
James Peccia	35	1950	Skeeter Barnes	76	1978	Steve Staggs	.505	1971
Arthur Burnett	33	1958	Jalen Garcia	75	2021	George Caloia	.494	1949
Roberto Vea	33	1957	Charlie Engel	69	1978	Scott Pose	.485	1989
Pablo Bernard	33	1954	Scott Hilgenberg	65	1984	Arthur Burnett	.480	1958
DOUBLES (SHORT SEASON)			STOLEN BASES (FULL SEASON)			SLUGGING PERCENTAGE (200 AB)		
Player	Number	Year	Player	Number	Year	Player	Number	Year
Jalen Garcia	25	2021	LeRoy Vinyard	40	1952	Gary Redus	.787	1978
Michael McKennon	25	2007	Pablo Bernard	40	1954	Felix DeLeon	.714	1962
Anthony Amicangelo	23	2021	Chico Fernandez	34	1951	Dick Stuart	.650	1955
George Weicker	23	1975	William Browne	33	1951	Casey Bookout	.632	1999
Aristedes Aquino	23	2014	Zeke Faulkner	33	1962	Mike Frank	.617	1997



SEASON RECORDS

46

TEAM BATTING RECORDS

BATTING AVERAGE			TRIPLES (FULL SEASON)			WALKS (SHORT SEASON)		
Year	Number	Record	Year	Number	Record	Year	Number	Record
1984	.306	47-21	1949	58	77-48	2021	462	44-52
1978	.304	50-18	1961	57	55-73	1971	413	43-27
1994	.299	50-22	1950	54	72-54	1978	393	50-18
1995	.289	49-20	1955	53	64-68	1980	389	44-26
1949	.288	77-48	1957	49	79-47	1977	388	23-46
HITS (FULL SEASON)			TRIPLES (SHORT SEASON)			STRIKEOUTS (FULL SEASON)		
Year	Number	Record	Year	Number	Record	Year	Number	Record
1949	1,299	77-48	2021	46	44-52	1963	1,038	61-66
1959	1,198	68-62	2012	40	42-34	1959	1,001	68-62
1961	1,196	55-73	2011	37	44-32	1962	979	81-48
1954	1,193	76-52	1984	36	47-21	1961	966	55-73
1957	1,173	79-47	1986	35	31-39	1960	887	65-65
HITS (SHORT SEASON)			HOME RUNS (FULL SEASON)			STRIKEOUTS (SHORT SEASON)		
Year	Number	Record	Year	Number	Record	Year	Number	Record
2021	909	44-52	1962	123	81-48	2021	765	44-52
2011	765	44-32	1959	113	68-62	2003	724	41-35
1999	761	42-33	1963	100	61-66	2005	720	43-33
1994	754	50-22	1957	99	79-47	2011	675	44-32
2006	752	51-25	1961	98	55-73	2019	651	39-37
RUNS (FULL SEASON)			HOME RUNS (SHORT SEASON)			ON-BASE PERCENTAGE		
Year	Number	Record	Year	Number	Record	Year	Number	Record
1949	927	77-48	2011	97	44-32	1978	.404	50-18
1962	827	81-48	2021	87	44-52	1949	.398	77-48
1950	803	72-54	2014	78	41-35	1984	.388	47-21
1951	800	65-70	1998	78	40-34	2021	.387	44-52
1957	769	79-47	2007	74	37-38	1962	.383	81-48
RUNS (SHORT SEASON)			STOLEN BASES (FULL SEASON)			SLUGGING PERCENTAGE		
Year	Number	Record	Year	Number	Record	Year	Number	Record
2021	632	44-52	1949	174	77-48	2011	.477	44-32
1984	522	47-21	1951	165	65-70	1984	.452	47-21
2000	513	39-36	1953	153	71-60	2021	.448	44-52
1978	507	50-18	1954	150	76-52	1999	.445	42-33
1994	492	50-22	1950	139	72-54	1998	.441	40-34
DOUBLES (FULL SEASON)			STOLEN BASES (SHORT SEASON)			Note: Data for 1948, 1950-54, and 1956 is incomplete. Some figures may be inaccurate or omitted entirely		
Year	Number	Record	Year	Number	Record			
1954	225	76-52	1978	164	50-18			
1963	225	61-66	1988	159	35-34			
1961	210	55-73	1970	148	37-33			
1957	206	79-47	2010	135	38-37			
1949	198	77-48	Two tied	127				
DOUBLES (SHORT SEASON)			WALKS (FULL SEASON)					
Year	Number	Record	Year	Number	Record			
2021	181	44-52	1951	825	65-70			
2008	178	42-32	1949	785	77-48			
2011	154	44-32	1950	782	72-54			
1999	152	42-33	1962	769	81-48			
2012	148	42-34	1953	698	71-60			

47 SEASON RECORDS



INDIVIDUAL PITCHING RECORDS

GAMES PITCHED (FULL SEASON)			LOSSES (SHORT SEASON)			HR ALLOWED (FULL SEASON)		
Player	Number	Year	Player	Record	Year	Player	Number	Year
Cliff Politte	63	1963	Chuck Loseth	0-10	1969	Ernest Evans	21	1957
Otto Meischner	47	1961	Seven tied	8		Frank Montgomery	18	1963
Nico Genesta	46	1952	(Last: Pedro Diaz, 2013)			Elwood Hahn	17	1960
Connie Newman	46	1961				Four tied	16	
Two tied	42					(Last: Cliff Politte & Larry Crayton, 1962)		
GAMES PITCHED (SHORT SEASON)			INNINGS PITCHED (FULL SEASON)			HR ALLOWED (SHORT SEASON)		
Player	Number	Year	Player	Number	Year	Player	Number	Year
Neil Lang	40	2021	Thomas Hull	258.0	1956	Luke Moran	13	2014
Tyshaun Chapman	40	2021	Larry Shepard	250.0	1951	Alex Smith	12	2021
Bo Loftin	33	1992	Don Choate	240.0	1957	Robbie Engle	12	1983
Fermin Garcia	31	1992	Ernest Evans	232.0	1957	Four tied	11	
Desi Herrera	30	1996	Bert Haysom	227.0	1953	(Last: Gaylon Viney, 2021)		
ERA (FULL SEASON, 120 IP)			INNINGS PITCHED (SHORT SEASON)			WALKS (FULL SEASON)		
Player	Number	Year	Player	Number	Year	Player	Number	Year
Nico Genesta (137.0 IP)	1.58	1952	Hugh Kemp	110.0	1983	Robert Greer	157	1957
Jim Dunn (202.0 IP)	2.32	1955	Bob Falcon	99.0	1973	Jim McNamee	145	1960
Thomas Hull (258.0 IP)	2.41	1956	Nick Fiorillo	99.0	1979	Wallace Sinner	138	1954
Larry Shepard (223.0 IP)	2.54	1950	Joe Price	94.0	1977	John Ceplo	135	1951
Jerry Wild (164.0)	2.69	1962	Bob McClure	94.0	1973	Robert Long	134	1953
ERA (SHORT SEASON, 60 IP)			HITS ALLOWED (FULL SEASON)			WALKS (SHORT SEASON)		
Player	Number	Year	Player	Number	Year	Player	Number	Year
Juan Frias (65.2 IP)	0.96	2002	Lou Vickery	251	1960	Bob McClure	67	1973
Rob Lopez (75.0 IP)	1.32	1985	Billy Bolding	238	1960	Chuck Loseth	65	1969
Keefe Cato (88.0 IP)	1.33	1979	Larry Shepard	237	1951	Scott Dodd	65	1969
Joe Lazor (61.2 IP)	1.61	1986	Sam McIntyre	231	1958	Dusty Rogers	57	1984
Scott Williamson (86.0 IP)	1.78	1997	Thomas Hull	231	1956	Doug Neuenschwander	56	1977
WINS (FULL SEASON)			HITS ALLOWED (SHORT SEASON)			STRIKEOUTS (FULL SEASON)		
Player	Record	Year	Player	Number	Year	Player	Number	Year
Larry Shepard	24-11	1951	Adam Scheefel	111	2000	Jerry Wild (164.0 IP)	220	1962
Thomas Hull	22-10	1956	David Shepard	109	1996	Cliff Politte (187.0 IP)	218	1962
Larry Shepard	22-6	1950	Alex Smith	106	2021	Thomas Hull (258.0 IP)	194	1956
Larry Shepard	21-6	1949	Josh Harris	103	1997	Robert Greer (186.0 IP)	187	1957
Don Choate	19-8	1957	Glenn Spagnola	102	1982	Jim McNamee (182.0 IP)	183	1960
WINS (SHORT SEASON)			RUNS ALLOWED (FULL SEASON)			STRIKEOUTS (SHORT SEASON)		
Player	Record	Year	Player	Number	Year	Player	Number	Year
Jason Robbins	11-1	1994	Sam McIntyre	136 (113 ER)	1958	Bob Falcon (99.0 IP)	180	1973
Nick Fiorillo	10-2	1979	Stanrad Thompson	135 (104 ER)	1958	Hugh Kemp (110 IP)	138	1983
Bob McClure	10-2	1973	Bruce Haroldson	133 (100 ER)	1959	Nick Fiorillo (99.0 IP)	114	1979
Justin Atchley	10-0	1995	Cliff Politte	132 (109 ER)	1962	Bob McClure (94.0 IP)	110	1973
Eight tied	9		Lou Vickery	130 (105 ER)	1960	Michael Ballantine (91.0 IP)	103	1970
LOSSES (FULL SEASON)			RUNS ALLOWED (SHORT SEASON)			Note: Data for 1948, 1950-54, and 1956 is incomplete. Some figures may be inaccurate or omitted entirely		
Player	Record	Year	Player	Number	Year			
Stanrad Thompson	13-15	1958	Alex Smith	89 (72 ER)	2021			
Cliff Politte	11-15	1962	Bryan Zwemke	74 (53 ER)	1996			
Leonard Wisneski	12-13	1953	Ken Huseby	73 (47 ER)	1986			
Dick Walega	10-13	1956	Chad Angerhofer	71 (56 ER)	1996			
Five tied	12		David Shepard	69 (53 ER)	1996			



SEASON RECORDS

48

TEAM PITCHING RECORDS

GAMES PLAYED (FULL SEASON)			LOSSES (SHORT SEASON)			HR ALLOWED (SHORT SEASON)		
Year	Number	Record	Year	Number	Record	Year	Number	Record
1951	135	65-70	2009	52	24-52	2021	111	44-52
1952	134	73-59	2021	52	44-52	1996	72	23-49
1956	132	70-62	1996	49	23-49	2019	65	39-37
1955	132	64-68	2013	46	28-46	2011	62	44-32
1953	131	71-60	1977	46	23-46	Two tied	60	
GAMES PLAYED (SHORT SEASON)			WINNING PERCENTAGE			WALKS (FULL SEASON)		
Year	Number	Record	Year	Number	Record	Year	Number	Record
2021	96	44-52	1978	.735	50-18	1953	845	71-60
Nine seasons	76		1995	.710	49-20	1951	829	65-70
(2003, '05, '06, '09, '11', '12, '14, '18, '19)			1992	.697	53-23	1954	723	76-52
			1994	.694	50-22	1963	712	61-66
			1972	.694	50-22	1962	694	81-48
LOWEST ERA			HITS ALLOWED (FULL SEASON)			WALKS (SHORT SEASON)		
Year	Number	Record	Year	Number	Record	Year	Number	Record
1971	2.95	43-27	1960	1,302	65-65	2021	468	44-52
1979	3.00	43-26	1961	1,238	55-73	2000	441	39-36
1973	3.22	44-26	1959	1,184	68-62	1969	409	26-45
2003	3.26	41-35	1953	1,157	71-60	1977	382	23-46
1993	3.30	49-26	1949	1,143	77-48	2004	363	37-37
HIGHEST ERA			HITS ALLOWED (SHORT SEASON)			STRIKEOUTS (FULL SEASON)		
Year	Number	Record	Year	Number	Record	Year	Number	Record
2021	7.16	44-52	2021	1,014	44-52	1962	1,144	81-48
1996	6.86	23-49	1996	875	23-49	1963	1,042	61-66
2000	5.76	39-36	2014	748	41-35	1955	847	64-68
1977	5.57	23-46	2009	726	24-52	1961	846	55-73
1969	5.49	26-45	Two tied	722		1956	845	70-62
WINS (FULL SEASON)			RUNS ALLOWED (FULL SEASON)			STRIKEOUTS (SHORT SEASON)		
Year	Number	Record	Year	Number	Record	Year	Number	Record
1962	81	81-48	1961	808	55-73	2021	744	44-52
1957	79	79-47	1951	794	65-70	2019	724	39-37
1949	77	77-48	1960	781	65-65	2018	695	40-36
1952	73	73-59	1963	752	61-66	2012	676	42-34
1950	72	72-54	1958	744	56-72	2011	675	44-32
WINS (SHORT SEASON)			RUNS ALLOWED (SHORT SEASON)			Note: Data for 1948, 1950-54, and 1956 is incomplete. Some figures may be inaccurate or omitted entirely		
Year	Number	Record	Year	Number	Record			
1992	53	53-23	2021	745	44-52			
2006	51	51-25	1996	603	23-49			
1972	50	50-22	1977	518	23-46			
1994	50	50-22	2000	504	39-36			
1978	50	50-18	1969	464	26-45			
LOSSES (FULL SEASON)			HR ALLOWED (FULL SEASON)					
Year	Number	Record	Year	Number	Record			
1948	77	48-77	1963	116	61-66			
1961	73	55-73	1961	104	55-73			
1958	72	56-72	1960	96	65-65			
1951	70	65-70	1962	96	81-48			
1955	68	64-68	1958	93	56-72			

49 CAREER RECORDS



BATTING RECORDS

FULL SEASON (1948-63)				SHORT SEASON (1969-Present)			
	Player	Record	Year(s)		Player	Record	Year(s)
Seasons Played	Bill Lefebvre	4	1960-63	Seasons Played	Many Players	3	
Games Played	Calvin Knowles	357	1961-63	Games Played	Bobby Mosby	124	2003-04
Batting Average (800 PA)	Eddie Moore	.327	1949-50	Batting Average (400 PA)	Hector Vargas	.326	2015-16
At-Bats	Calvin Knowles	1,184	1961-63	At-Bats	Robert Maddox	463	2010-12
Hits	Calvin Knowles	342	1961-63	Hits	William Bergolla	149	2001-02
Runs	Calvin Knowles	261	1961-63	Runs	Gary Redus	100	1978
Doubles	Cliff Dapper	74	1952-54	Doubles	Phil Gentry	35	2003-04
Triples	Calvin Knowles	16	1961-63	Triples	Jalen Garcia	13	2021-Pres.
Home Runs	Dick Stuart	63	1952, '55		Carlos Sanchez	13	2012-13
RBI	Calvin Knowles	241	1961-63	Home Runs	Samone Peters	22	1998-99
Stolen Bases	Pablo Bernard	67	1953-54	RBI	Carlos Sanchez	91	2012-13
Walks	Calvin Knowles	277	1961-63	Stolen Bases	Billy Hamilton	48	2010
Strikeouts	Calvin Knowles	293	1961-63	Walks	Steve Staggs	86	1971
				Strikeouts	Bobby Mosby	163	2003-04

PITCHING RECORDS

FULL SEASON (1948-63)				SHORT SEASON (1969-Present)			
	Player	Record	Year(s)		Player	Record	Year(s)
Seasons Played	Five Players	3		Seasons Played	Many Players	3	
Games Pitched	Otto Meischner	115	1961-63	Games Pitched	Soid Marquez	54	2016-18
ERA (250 IP)	Jim Dunn (407.0 IP)	3.03	1954-55	Games Started	Luke Moran	30	2013-14
Wins	Larry Shepard	67	1949-51	ERA (100 IP)	Hugh Kemp (110.0 IP)	2.21	1983
Losses	Larry Shepard	23	1949-51	Wins	John Gaylord	15	1970-71
Complete Games	Larry Shepard	56	1949-51		Soid Marquez	15	2016-18
Innings Pitched	Larry Shepard	682.0	1949-51	Losses	Jeff Mhlbacher	13	1977-78
Runs Allowed	Larry Shepard	291	1949-51		Phil Merrell	13	1996-97
Hits Allowed	Larry Shepard	583	1949-51	Saves	Bo Loftin	17	1992
Home Runs Allowed	Larry Crayton	41	1961-63	Complete Games	John Gaylord	9	1970-71
Walks Allowed	Larry Shepard	296	1949-51	Innings Pitched	Rich Langford	152.0	1991-92
Strikeouts	Larry Shepard	453	1949-51	Runs Allowed	Phil Merrell	114	1996-97
Wild Pitches	Thomas Major	47	1961-63	Hits Allowed	Luke Moran	166	2013-14
Hit By Pitch	Cliff Politte	14	1962-63	Home Runs Allowed	Luke Moran	21	2013-14
				Walks Allowed	Rich Langford	101	1991-92
				Strikeouts	Bob Falcon	180	1973
				Wild Pitches	Rich Langford	30	1991-92
				Hit By Pitch	Rich Langford	17	1991-92

Note: Data for 1948, 1950-54, and 1956 is incomplete.
Some figures may be inaccurate or omitted entirely

ATTENDANCE RECORDS

FULL SEASON (1948-63)			SHORT SEASON (1969-Present)			SINGLE GAME (COBB FIELD)		
Season	Attendance	Per Game (Approx.)	Season	Attendance	Per Game (Approx.)	Date	Opponent	Attendance
1949	174,080	2,785	2003	122,090	3,213	April 24, 1952	Great Falls	5,985
1952	142,208	2,155	2008	113,166	3,059	Note: Data is incomplete		
1950	136,489	2,166	2012	112,602	3,043			
1954	118,998	1,803	2021	111,721	2,500	SINGLE GAME (DEHLER PARK)		
1948	117,873	1,886	2017	110,311	2,903			
LOWEST ATTENDANCE (FULL SEASON)			LOWEST ATTENDANCE (SHORT SEASON)			Date	Opponent	Attendance
Season	Attendance	Per Game (Approx.)	Season	Attendance	Per Game (Approx.)	June 18, 2012	Missoula	4,861
1961	36,613	572	1969	11,626	327	June 20, 2013	Great Falls	4,712
1960	39,123	602	1970	21,007	600	June 22, 2017	Missoula	4,397
1963	44,648	703	1972	22,627	629	June 21, 2013	Great Falls	4,389
						July 6, 2012	Helena	4,317



LEAGUE LEADERS

50

BATTING RECORDS

BATTING CHAMPIONS			RBI LEADERS			HITS LEADERS		
Player	Year	Number	Player	Year	Number	Player	Year	Number
Cliff Dapper	1952	.348	Bill Pinckard	1950	125	Eddie Moore	1950	166
Kenzie Davis	1972	.342	Dick Stuart	1952	121	Dick Stuart	1952	161*
Gary Redus	1978	.462**	Duke Carmel	1957	121	David Landress	1971	80
Casey Bookout	1999	.363	David Cripe	1972	43*	Kenzie Davis	1972	92
Randy Ruiz	2000	.381	Steve Henderson	1974	44*	Gary Redus	1978	117
Danny Dorn	2006	.354	Skeeter Barnes	1978	76	Stephen Smitherman	2000	95
HOME RUN LEADERS			Aristedes Aquino	2014	64	Noochie Varner	2001	102
			STOLEN BASE LEADERS			Chris Valaika	2006	89*
Player	Year	Number	Player	Year	Number	RUNS LEADERS		
Dick Stuart	1952	32	Pablo Bernard	1954	40	Player	Year	Number
Dick Stuart	1955	32	Jim Wohlford	1970	32	Duke Carmel	1957	118*
Felix DeLeon	1962	37*	Kenzie Davis	1972	31*	Steve Staggs	1971	72
Pedro Garcia	1969	10	Sheldon Mallory	1972	31*	Kenzie Davis	1972	66
Phil Robinson	1973	10	Rodney Scott	1973	26	Steve Henderson	1974	60
Steve Henderson	1973	8*	Gary Redus	1978	42	Gary Redus	1978	100
Nick Morrow	1994	14*	Kal Daniels	1982	27*	Chris Sexton	1993	63
Darron Ingram	1996	17*	Billy Hamilton	2010	48	Brandon Waring	2007	63
Jesse Guitierrez	2001	16*	* Denotes tie for league lead ** Denotes Pioneer League record					
Walter Olmstead	2003	12*						
Bobby Mosby	2004	19						
Brandon Waring	2007	20						

PITCHING RECORDS

WINS LEADERS			ERA CHAMPIONS			STRIKEOUT LEADERS		
Player	Year	Number	Player	Year	Number	Player	Year	Number
Larry Shepard	1949	21	Larry Shepard	1950	2.54	Bob Falcon	1973	180
Larry Shepard	1950	22*	Nico Genesta	1952	1.58	Tom Browning	1982	87
Thomas Hull	1956	22	Jim Dunn	1955	2.32	Hugh Kemp	1983	138
Roy Branch	1972	9	Thomas Hull	1956	2.41	Rich Langford	1992	95
Bob McClure	1973	10	Ernest Evans	1957	2.95	Scott Williamson	1997	101
Lawrence Frakes	1976	8*	Jerry Wild	1962	2.69	Bobby Madritsch	1998	87
Pete Grimm	1983	9*	Lawrence Frakes	1976	1.53	SAVES LEADERS (SINCE 1969)		
Hugh Kemp	1983	9*	Hugh Kemp	1983	2.21			
Todd Etler	1993	8*	Clay Daniel	1984	2.56	Player	Year	Number
Jason Robbins	1994	11	Rob Lopez	1985	1.32	Randy Johnson	1972	6
Justin Atchley	1995	10	Joe Lazor	1986	1.60	Lawrence Frakes	1976	7
Scott Williamson	1997	8*	Sam Chavez	1987	1.98	Tim Dietz	1985	8
Tyler Pelland	2004	9	Juan Frias	2002	0.96	Mike Ferry	1990	11
Anthony Gressick	2006	6*	INNINGS PITCHED LEADERS			Bo Loftin	1992	17
Jordan Smith	2006	6*				Adam Bryant	1995	11*
Luis Montano	2007	8*	Player	Year	Number	Brooks Pinckard	2011	10*
Ryan Dunne	2019	6*	Thomas Hull	1956	258.0	Jimmy Herget	2015	15
			Lou Vickey	1960	203.0			
			Cliff Politte	1962	187.0			
			Hugh Kemp	1983	110.0			

PIONEER LEAGUE SEASON RECORD-HOLDERS

Highest Batting Average	
Gary Redus, 1978	.462
Walks	
Steve Staggs, 1971	86
Hitting Streak	
Chris Valaika	32 G
July 22-August 26, 2006	
Lowest ERA (Short Season)	
Juan Frias, 2002	0.96
Games Pitched (Full Season)	
Cliff Politte, 1963	63
Shutouts (Short Season)	
Ray Brown, 1971	4*
Robert Lopez, 1985	4*
Consecutive Scoreless Innings	
Ray Brown	38.1
July 25-August 27, 1971	
Consecutive Strikeouts	
Jeff Montgomery	11
August 8-13, 1983	

PIONEER LEAGUE SINGLE GAME RECORD-HOLDERS

At-Bats	
Tom Foley	9*
July 31, 1977 (1) vs. Great Falls	
Home Runs	
Ben Broussard	3*
July 12, 1999 vs. Great Falls	
Runs Batted In	
Ben Broussard	11
July 12, 1999 vs. Great Falls	
Total Bases	
Ben Broussard	16
July 12, 1999 vs. Great Falls	
Walks	
Dexter Day	6*
June 22, 1981 vs. Butte	
Sacrifice Hits	
Tom Layton	3
August 1, 1980 vs. Lethbridge	
Hit by Pitch	
Phillip Zahn	3
June 29, 1969 (2) vs. Ogden	

Note: All records listed above are those listed in the most recent edition of the Pioneer League record book, which covers the short-season era of the league (1964-present). Records set during full-season play (1948-63) are not available

* Denotes tie for league lead
** Denotes Pioneer League record

Note: Juan Frias (2002) pitched under the name Cletus Severino. All records of his are reflected with his real name

51 PLAYOFF HISTORY



1949

First Round vs. Salt Lake City (W 2-0)

Date	Result	Attendance
September 14	Billings 5, Salt Lake City 3	2,365
September 16	Billings 8, Salt Lake City 0	2,710

Finals vs. Pocatello (L 3-2)

Date	Result	Attendance
September 18	Billings 6, Pocatello 5 (11 innings)	3,873
September 19	Pocatello 4, Billings 0	4,362
September 21	Billings 15, Pocatello 7	2,790
September 22	Pocatello 12, Billings 3	1,769
September 23	Pocatello 12, Billings 6	2,971

1950 — PIONEER LEAGUE CHAMPIONS

First Round vs. Pocatello (W 2-0)

Date	Result	Attendance
September 12	Billings 11, Pocatello 4	1,707
September 15	Billings 14, Pocatello 3	2,149

Finals vs. Twin Falls (W 3-0)

Date	Result	Attendance
September 17	Billings 4, Twin Falls 2	4,324
September 18	Billings 8, Twin Falls 4	4,388
September 19	Billings 9, Twin Falls 2	1,053

1952

First Round vs. Pocatello (L 2-1)

Date	Result	Attendance
September 12	Pocatello 5, Billings 0	600
September 13	Billings 10, Pocatello 8	1,000
September 14	Pocatello 8, Billings 6	3,334

1953

First Round vs. Great Falls (L 2-0)

Date	Result	Attendance
September 9	Great Falls 16, Billings 2	1,912
September 10	Great Falls 13, Billings 3	2,506

1954

First Round vs. Great Falls (L 2-1)

Date	Result	Attendance
September 8	Billings 1, Great Falls 0	1,809
September 9	Great Falls 6, Billings 2	1,746
September 10	Great Falls 4, Billings 0	1,666

1957 — PIONEER LEAGUE CHAMPIONS

Finals vs. Salt Lake City (W 3-2)

Date	Result	Attendance
September 9	Salt Lake City 6, Billings 5 (11 innings)	1,440
September 10	Salt Lake City 13, Billings 6	2,014
September 12	Billings 8, Salt Lake City 3	1,561
September 13	Billings 4, Salt Lake City 3	1,649
September 14	Billings 5, Salt Lake City 0	3,501

1959 — PIONEER LEAGUE CHAMPIONS

First Round vs. Great Falls (W 2-1)

Date	Result	Attendance
September 4	Great Falls 8, Billings 7	900
September 5	Billings 4, Great Falls 2	656
September 6	Billings 19, Great Falls 0	871

Finals vs. Idaho Falls (W 3-1)

Date	Result	Attendance
September 7	Billings 3, Idaho Falls 1	1,600
September 8	Billings 8, Idaho Falls 1	800
September 9	Idaho Falls 8, Billings 7	989
September 10	Billings 12, Idaho Falls 2	814

1962 — PIONEER LEAGUE CHAMPIONS

Finals vs. Boise (W 3-0)

Date	Result	Attendance
September 5	Billings 2, Boise 0	1,565
September 6	Billings 5, Boise 2	1,735
September 7	Billings 12, Boise 5	445

1963

First Round vs. Great Falls (W 2-0)

Date	Result	Attendance
September 3	Billings 4, Great Falls 1	350
September 4	Billings 5, Great Falls 3	855

Finals vs. Idaho Falls (L 2-1)

Date	Result	Attendance
September 6	Billings 6, Idaho Falls 4	2,300
September 8	Idaho Falls 8, Billings 5	1,652
September 9	Idaho Falls 10, Billings 0	1,279

1978 — PIONEER LEAGUE CHAMPIONS

Finals vs. Idaho Falls (W 2-0)

Date	Result	Attendance
September 2	Billings 8, Idaho Falls 7	750
September 3	Billings 5, Idaho Falls 4 (10 innings)	2,264

1980

Finals vs. Lethbridge (L 2-1)

Date	Result	Attendance
September 1	Billings 4, Lethbridge 2	1,336
September 2	Lethbridge 6, Billings 5	564
September 3	Lethbridge 4, Billings 0	960

1983 — PIONEER LEAGUE CHAMPIONS

Finals vs. Calgary (W 3-1)

Date	Result	Attendance
September 1	Billings 5, Calgary 0	1,621
September 2	Calgary 10, Billings 2	2,977
September 3	Billings 9, Calgary 7	2,629
September 4	Billings 7, Calgary 3	2,311



PLAYOFF HISTORY

52

1984

Finals vs. Helena (L 3-1)

Date	Result	Attendance
September 1	Helena 6, Billings 1	1,015
September 2	Billings 9, Helena 3	1,275
September 3	Helena 2, Billings 0	2,030
September 4	Helena 2, Billings 1	2,169

1992 — PIONEER LEAGUE CHAMPIONS

Finals vs. Salt Lake City (W 2-0)

Date	Result	Attendance
September 7	Billings 7, Salt Lake City 1	3,135
September 8	Billings 9, Salt Lake City 2	1,560

1993 — PIONEER LEAGUE CHAMPIONS

Finals vs. Helena (W 2-1)

Date	Result	Attendance
September 8	Helena 6, Billings 2	1,450
September 9	Billings 7, Helena 2	2,937
September 10	Billing 6, Helena 3	3,282

1994 — PIONEER LEAGUE CHAMPIONS

Finals vs. Helena (W 3-2)

Date	Result	Attendance
September 3	Billings 9, Helena 1	2,188
September 4	Helena 4, Billings 2	2,038
September 5	Helena 9, Billings 7	—
September 6	Billings 8, Helena 6	—
September 7	Billings 9, Helena 5	1,147

1995

First Round vs. Medicine Hat (L 2-1)

Date	Result	Attendance
September 3	Medicine Hat 7, Billings 5	1,103
September 4	Billings 2, Medicine Hat 0	1,407
September 5	Medicine Hat 11, Billings 6	1,578

1997 — PIONEER LEAGUE CHAMPIONS

First Round vs. Idaho Falls (W 2-0)

Date	Result	Attendance
September 3	Billings 15, Idaho Falls 2	634
September 4	Billings 4, Idaho Falls 3	1,514

Finals vs. Great Falls (W 2-0)

Date	Result	Attendance
September 7	Billings 4, Great Falls 0	2,089
September 8	Billings 4, Great Falls 3	1,070

1999

First Round vs. Idaho Falls (W 2-0)

Date	Result	Attendance
September 4	Billings 5, Idaho Falls 4	859
September 5	Billings 7, Idaho Falls 6 (10 innings)	1,650

Finals vs. Missoula (L 2-0)

Date	Result	Attendance
September 8	Missoula 3, Billings 0	3,305
September 9	Missoula 6, Billings 5	2,044

2001 — PIONEER LEAGUE CHAMPIONS

First Round vs. Missoula (W 2-1)

Date	Result	Attendance
September 3	Missoula 4, Billings 3	1,211
September 4	Billings 6, Missoula 2	2,517
September 5	Billings 12, Missoula 5	2,411

Finals vs. Provo (W 2-0)

Date	Result	Attendance
September 7	Billings 10, Provo 4	2,078
September 9	Billings 5, Provo 4	4,347

2002

First Round vs. Great Falls (L 2-0)

Date	Result	Attendance
September 5	Great Falls 7, Billings 4	1,005
September 7	Great Falls 4, Billings 1	1,832

2003 — PIONEER LEAGUE CHAMPIONS

First Round vs. Helena (W 2-1)

Date	Result	Attendance
September 6	Billings 5, Helena 3	3,026
September 7	Helena 2, Billings 1	1,384
September 8	Billings 6, Helena 2	531

Finals vs. Provo (W 2-0)

Date	Result	Attendance
September 10	Billings 8, Provo 5 (11 innings)	1,094
September 12	Billings 3, Provo 0	4,031

2004

First Round vs. Great Falls (W 2-0)

Date	Result	Attendance
September 7	Billings 7, Great Falls 2	1,043
September 8	Billings 9, Great Falls 4	2,325

Finals vs. Provo (L 2-0)

Date	Result	Attendance
September 11	Provo 15, Billings 3	4,121
September 13	Provo 4, Billings 2	2,062

2005

First Round vs. Helena (L 2-0)

Date	Result	Attendance
September 9	Helena 8, Billings 4	2,625
September 10	Helena 7, Billings 4	684

2006

First Round vs. Missoula (L 2-0)

Date	Result	Attendance
September 8	Missoula 6, Billings 4	1,489
September 9	Missoula 10, Billings 2	1,759

2008

First Round vs. Great Falls (L 2-0)

Date	Result	Attendance
September 6	Great Falls 3, Billings 2 (10 innings)	1,548
September 7	Great Falls 8, Billings 3	920

53 PLAYOFF HISTORY



2014 - PIONEER LEAGUE CHAMPIONS

First Round vs. Great Falls (W 2-0)

Date	Result	Attendance
September 5	Billings 10, Great Falls 3	2,521
September 6	Billings 4, Great Falls 3	726

Finals vs. Orem (W 2-0)

Date	Result	Attendance
September 9	Billings 4, Orem 3 (11 innings)	1,864
September 11	Billings, 6, Orem 5	870

2015

First Round vs. Missoula (L 2-1)

Date	Result	Attendance
September 9	Billings 5, Missoula 2	1,451
September 10	Missoula 7, Billings 5	1,254
September 11	Missoula 6, Billings 3	1,354

2016

First Round vs. Great Falls (W 2-0)

Date	Result	Attendance
September 9	Billings 7, Great Falls 3	616
September 10	Billings 5, Great Falls 1	1,809

Finals vs. Orem (L 2-0)

Date	Result	Attendance
September 14	Orem 3, Billings 0	1,583
September 16	Orem 3, Billings 2	2,016

2018

First Round vs. Great Falls (L 2-0)

Date	Result	Attendance
September 7	Great Falls 3, Billings 2	1,749
September 8	Great Falls 9, Billings 2	942

2019

First Round vs. Idaho Falls (L 2-1)

Date	Result	Attendance
September 8	Idaho Falls 2, Billings 0	1,144
September 9	Billings 4, Idaho Falls 3	1,773
September 10	Idaho Falls 6, Billings 4	410

PLAYOFF BREAKDOWN

Total Championships	15
Playoff Championships	13
Finals Appearances	18
Playoff Appearances	30
All-Time Playoff Record	64-46 (.586)
Full Season Playoff Record	25-15 (.625)
Short Season Playoff Record	39-31 (.563)

VS. OPPONENT	GAME RECORD (SERIES RECORD)	LAST SERIES
vs. Boise	3-0 (1-0)	1962
vs. Calgary	3-1 (1-0)	1983
vs. Great Falls	11-11 (6-5)	2016
vs. Helena	8-9 (3-2)	2005
vs. Idaho Falls	11-6 (4-2)	2019
vs. Lethbridge	1-2 (0-1)	1980
vs. Medicine Hat	1-2 (0-1)	1995
vs. Missoula	3-7 (1-3)	2015
vs. Orem	2-2 (1-1)	2016
vs. Pocatello	5-5 (1-2)	1952
vs. Provo	4-2 (2-1)	2004
vs. Twin Falls	3-0 (1-0)	1950
vs. Salt Lake City	7-2 (3-0)	1992





NO-HITTERS

54

MUSTANGS NO-HITTERS

Date	Pitcher(s)	Opponent	H/A	Score	IP	H	R	ER	BB	K
August 4, 1951	Marvin Williams	Boise	Away	3-0	9.0	0	0	0	2	6
September 2, 1951	Calvin Schadel	Great Falls	Home	2-0	9.0	0	0	0	6	8
May 12, 1952	Wallace Sinner	Boise	Away	7-0	9.0	0	0	0	3	5
June 10, 1958	Sam McIntrye	Missoula	Home	6-0	7.0	0	0	0	8	9
June 10, 1959	Arthur Mehuron	Great Falls	Home	5-0	7.0	0	0	0	2	6
August 4, 1971	John Gaylord	Magic Valley	Home	6-0	9.0	0	0	0	6	13
August 12, 1971	Ray Brown	Idaho Falls	Away	10-0	9.0	0	0	0	0	9
July 14, 1975	Salvatore Ferrara	Lethbridge	Away	9-0	9.0	0	0	0	9	5
July 27, 1975	Bernard Plent/Charles Moore	Great Falls	Home	11-0	7.0	0	0	0	3	5
August 17, 1978	Steven Skaggs	Calgary	Away	12-0	7.0	0	0	0	3	4
September 1, 1983	Pete Grimm*	Calgary	Home	5-0	9.0	0	0	0	1	5
July 30, 1984	Clay Daniel	Pocatello	Home	6-1	9.0	0	1	1	1	14
August 1, 1994	Jason Robbins	Medicine Hat	Home	5-0	9.0	0	0	0	0	12
September 1, 2001	Justin Gillman/Curtus Moak/Joe Powers/Nate Cotton	Great Falls	Home	6-1	9.0	0	1	1	5	6
September 12, 2003	Jim Paduch*	Provo	Home	3-0	9.0	0	0	0	2	6

Perfect game in bold *Denotes Playoff Game

OPPONENT NO-HITTERS

Date	Pitcher(s)	Team	H/A	Score	IP	H	R	ER	BB	K
June 19, 1957	Winston Brown	Boise	Away	1-0	7.0	0	0	0	2	6
July 31, 1960	Dennis O'Melia	Missoula	Away	2-0	9.0	0	0	0	5	9
August 8, 1977	Richard Dotson/George Tucker	Idaho Falls	Away	7-1	9.0	0	1	1	8	12
July 27, 2001	Gabriel Mercedes/Roberto Medina	Missoula	Home	7-0	8.1	0	0	0	3	6
August 5, 2005	S. Beresford/R. Breshears/D. Welch/W. Laureano	Helena	Away	11-0	9.0	0	0	0	5	13

THE PERFECT GAME

Medicine Hat	AB	R	H	RBI	Billings	AB	R	H	RBI	Arguably the greatest pitching performance in Mustangs history—and perhaps the Pioneer League as a whole—took place at Cobb Field on August 1, 1994.
Rosario CF	3	0	0	0	Broach CF	3	1	2	1	
Soper SS	3	0	0	0	Lofton 2B	4	0	0	0	
Rivers RF	3	0	0	0	Morrow LF	4	0	1	0	
Landers 1B	3	0	0	0	Brown 1B	4	1	1	1	
R. Hampton LF	3	0	0	0	M. Hampton RF	4	1	2	0	
Witt DH	3	0	0	0	Domino C	3	0	1	0	
Strange 2B	3	0	0	0	Savary DH	3	1	1	1	Jason Robbins, in the midst of a an outstanding 11-1 season, twirled a masterpiece against the Medicine Hat Blue Jays, the first, and to date only, perfect game in Mustangs history.
Becker C	3	0	0	0	Wilson 3B	4	1	2	1	
Vaninetti 3B	3	0	0	0	Durrwachter SS	4	0	1	1	
Totals	27	0	0	0	Totals	33	5	11	5	In a dominating performance, Robbins struck out 12 batters and allowed just four balls to be hit out of the infield. His only scare was a diving catch in the fifth inning from centerfielder Donald Broach on a ball hit by the Blue Jays' Robert Hampton.

Medicine Hat	0	0	0	0	0	0	0	0	0	—	0	0	3
Billings	1	0	0	0	0	4	0	0	X	—	5	11	0

E—Strange, Rosario, Smith; DP—Medicine Hat, 1; LOB—Medicine Hat 0, Billings 9; 2B—M. Hampton; SB—Lofton, Domino, Broach, Durrwachter; CS—M. Hampton

Medicine Hat	IP	H	R	ER	BB	K
Davey (L 2-5)	5.1	6	4	3	4	2
Horton	0.2	2	0	0	0	0
Smith	2.0	3	1	1	0	1
Billings	IP	H	R	ER	BB	K
Robbins (W 8-1)	9.0	0	0	0	0	12

WP—Davey; HBP—Broach (Horton)
Time—2:20; Attendance—3,322

From there, Robbins was in control, striking out nine of the final 12 batters, including striking out the side in the ninth inning.

The 21-year-old needed 105 pitches to complete the perfecto and threw just 33 balls in the contest.

Robbins' masterpiece was the third perfect game in Pioneer League history, with the others being thrown by Joe Faria of Twin Falls in 1942 and Ken Kimball of Idaho Falls in 1951. The Robbins game is still the only perfect game thrown in the 57 seasons that the Pioneer League has operated as a short-season league.

55 ALL-TIME ROSTER



—A—		Ben Bailey	1995	Gerald Berthiaume	1975	Brandt Broussard	2021
Brady Aalbers	1998	Ernest Baker	1973	John Bertoglio	1950	Cassidy Brown	2016
Juan Acevedo	2003	Jason Baker	1993	Bill Bethea	1963	Don Brown	1986
Freddy Achecar	2021	Ryan Baker	2007	Billy Beverly	1973	Keith Brown	1986
Ridge Ackerman	2021	Paul Bako	1993	Raymond Bianchini	1956	Louie Brown	1958
Kenneth Acord	1972	Roberto Balaguer	1983	Randall Binkley	1976	Marty Brown	1985
William Adam	1948	Michael Ballantine	1970	Tim Birdsong	1998	Paul Brown	2000
Jesus Adames	2010, '12	Frederick Ballard	1961-62	Cal Biron	1954-55	Ray Brown	1971
Jose Adames	2019	Greg Bangert	1979	David Bischoff	1972	Ray Brown	1994
Jay Adams	2001	Jeff Bannon	2001	Phillip Bittle	1974	Ryan Brown	2006
Jeffery Adams	1980	Doug Barba	1980-81	Alex Blandino	2014	Scott Brown	1975
Jesse Adams	2016	Andrew Barbee	1980	Matt Blandino	2017	Tighe Brown	2000
Robert Adams	1976	Fernando Barbieri	1951	Bob Blankenship	1989	Tony Brown	2008-09
Kent Agler	1971	Easton Barnes	2021	Ty Blankmeyer	2016	Zay Brown	1997-99
Miguel Aguilar	2017	Les Barnes	1948	Steve Blomberg	1972	Bill Browne	1950-51
John Ahrens	1959	Skeeter Barnes	1978	Taylor Bloye	2021	Tom Browning	1982
Dan Ahtipis	1950	Tucker Barnhart	2010	Ben Blumenthal	2005	Jay Bruce	2005
Chad Akers	1993	Dick Barone	1952	Bill Boddy	1979	Jim Brune	1987-88
John Albini	1950-51	Corey Barrow	2000	Ervin Boehm	1948	Joe Bruno	1986
William Albino	1982	John Bartek	1958	Dan Boever	1983	Dallas Bryan	2021
Argenis Aldazoro	2014	Brett Bartles	2007-08	Mike Bohana	2008-09	Adam Bryant	1994-95
Michael Aldridge	1972	Bobby Basham	2001	Carlos Bohorquez	2003	John Bryant	1984
Luis Alecis	2017-18	Mike Bassett	2002	Billy Bolding	1960	Bob Buchanan	1979
Wallace Alexander	1960	Stan Baston	1998	Luis Bolivar	2003	Alex Buchholz	2008
Gilberto Alicea	1976	Eric Bates	1989	Robert Bonaparte	1954-55	Matt Buckley	1996
James Allen	2011	Gorky Batista	2002	Aaron Bond	2021	Sean Buckley	2011
Rick Allen	1989	Augusto Bautista	2001	Doug Bond	1988	Ronald Bueno	2013
Johnny Almaraz	1988	Gerald Bautista	2021	Bob Bonebrake	1950	Tyler Buffett	2017
Gene Altman	1997	Mariel Bautista	2018	Seymour Bonem	1959	Louie Bunch	1969
Ranser Amador	2019	Wendolyn Bautista	2015	Glenn Bonnell	1976	Sidney Bunch	1951
Beau Amaral	2012, '16	Richard Bazinet	1960	Casey Bookout	1999	Jeremy Burchett	2006
Tony Amezcua	2012	Josh Beal	2008	Aaron Boone	1994	Kenneth Burchfield	1962
Anthony Amicangelo	2021	Rusty Beale	2003	Steve Booth	2002	John Burckle	1954
Bryan Anderson	2000	Scott Beals	1979	Mark Borcharding	1989	Joseph Burgess	1954
Drew Anderson	2004	Sam Beard	1970	Robert Boselli	2018-19	Ted Burgess	1957
Mike Anderson	1988	Larry Bearg	1973	Chris Bosza	1973	Al Burke	1955
Jeff Andrews	1994	Steve Beasley	1969	Garrett Boulware	2014	Gordy Burke	1992
Reginald Andrews	1955	Andrew Beattie	1998	Jason Bour	2007	Arthur Burnett	1958
Jason Angel	1992	Marco Becerril	2021	Andy Boutwell	2000	Mark Burnett	1999
Robert Angel	1959	Donald Becker	1953	Mark Bowden	1980	Andy Burress	1995-97
Chad Angerhofer	1996	Kelly Becker	1977	Theo Bowe	2010	Pierre Burris	1991
Tejay Antone	2014	Nolan Becker	2012-13	Ricky Bowen	2009	Eric Burroughs	1990
Aristides Aquino	2013-15	Roger Becker	1954	James Bowers	1952	Ellis Burton	1956
Frainger Aranguren	2019	Pete Beeler	1986	Weldon Bowlin	1961-62	Bradley Bush	1974
Milt Ardrey	1955	Charlie Beene	1955-56	Andrew Bowman	2007-08	Blake Butler	2015
Junior Arias	2015, 16	Hillard Beeson	1948	Craig Bowser	1972	Charles Butler	1971-72
Junior Arias	2011	Jordan Belcher	2004-05	Newt Box	1979	Matt Bynum	2000
Kevin Arico	2010	Tim Belk	1992	Ty Boyles	2015	Alec Byrd	2019
Jason Armenta	1997	Brantley Bell	2015	Dave Bradley	1999	—C—	
Jack Armstrong	1987	Chris Bell	2002	Jimmy Bradley	1958	Angel Cabrera	2007
Jamie Arneson	2006, '08	Elvin Beltre	2002, '04	Mike Bradshaw	2021	Walin Cabrera	2003
Ricky Arnold	1977	Michael Beltre	2016	John Bramlett	1963	Wilmy Caceres	1997
Jeff Ashton	1993	Joel Bender	2012	Roy Branch	1972	Manuel Cachutt	2019
Leonardo Astorga	2008, '09	Nick Benedetto	2013-14	Don Branson	1959	Carl Caddell	1997
Justin Atchley	1995	Lucas Benenati	2016-17	Scott Brattvet	2013-14	Paul Caffrey	1973
Rick Auerbach	1969	Bob Bennett	1951	Jason Braun	2009, '11	Cal Cain	1985
Dennis Aust	1961	Connor Bennett	2017-18	Danny Breeden	1963	Troy Cairns	2002-03
Jaques Austin	1951	Daniel Bennett	1950-51	Mark Breitenbach	1976	Mike Calitri	2000
Al Autry	1970	Bruce Beranek	1973	George Brett	1971	Damon Callahan	1995
Robert Averette	1997	Thomas Berg	1969	Robert Brett	1972	Tyler Callihan	2019
Jeff Ayers	1979	William Bergolla	2001-02	Clint Brewer	1997	George Caloia	1948-49
Francis Azcona	2017-18	Pablo Bernard	1953-54	Lou Briganti	1948	Mark Calvert	1983
Jesus Azuaje	2021	Brennan Bernardino	2014	Donald Broach	1994	Jack Calvey	1948
—B—		Kevin Berry	1990	Dick Brockell	1956	Brandon Camardese	2005-06
Kevin Baderdeen	2000	Mark Berry	1984	Lawrence Broughton	1956	Sal Campagna	1953
William Baggett	1974-75	Chris Berset	2010	Ben Broussard	1999	Wandel Campana	1999-00



ALL-TIME ROSTER

56

Donald Campbell	1970	William Cline	1948	Peyton Culbertson	2021	Chris Dickerson	2003
Jim Campbell	1956	Tony Cloud	1996	Brandon Culp	2000	Spencer Dickinson	2011-12
Mike Campbell	1984	Dalton Cobb	2021	Lanell Culver	1981	William DiCrosta	1958-60
Rick Campbell	1985	Marcos Cobos	1953	Nate Culwell	2000	Johnny Dillard	2004
Ryan Campbell	2018	Kevin Coddington	2008	Bill Cundiff	1961	Thomas Dimino	1976
Wylie Campbell	1996	Mike Coffey	1985	Connor Curlis	2018	Bill Dingus	1959
James Canavan	1980	Todd Coffey	1998, '01	Joe Curran	2002	James DiVenti	1974
Chris Cannizzaro	1957	Gus Colagerakis	1953	Gary Curtis	1985	Gary Dobereiner	1960
Forest Cannon	2009	Charlie Colclough	1981	—D—		Jere Dobyns	1955
Ron Carapezzi	1981	Reginald Coleman	1974			Bill Dodd	1986-87
Philip Carlson	1961	Norman Coleman-Goodwin	2021	Calten Daal	2013	Scott Dodd	1991
Shane Carlson	2009	Mike Coletti	1991	Greg Dahl	1975	Tim Dodd	1981
Duke Carmel	1957	Yinner Colina	2002	Brandon Dailey	2012	Bo Dombrowski	1989
Jimmy Carothers	1963	Jon Collier	1962	Jack Damaska	1959	Rob Domino	1994
Thomas Carpenter	1955	Clint Collins	2000-01	Jerry D'Andrea	2019	Chuck Donahue	1984-85
Tristen Carranza	2021	Don Collins	1951	Glenn Dangleis	1955	Daniel Donaldson	2006-07
Nick Carrell	2021	Mike Collins	1992	Clay Daniel	1984	Richard Donnelly	1953, '56
Carlos Carreno	2019	Gerry Collis	1952	Bennie Daniels	1955	Carlos Dore	1960
Scott Carroll	2007	Angel Colon	2006	Kal Daniels	1982	Danny Dorn	2006
Blair Carson	2009	Bob Coluccio	1969	Steve Daniels	1979	Sean Doty	1989-90
Mark Carson	1991	Benny Colvard	1988	Dominic D'Anna	2010	Mike Dowless	1979
Dalton Carter	2015	Cam Comer	2021	John Dao	2009	Jeter Downs	2017
Clay Caruthers	1994	Mauro Conde	2018	Cliff Dapper	1952-54	Pat Doyle	2010
Cash Case	2018-19	Virgil Conley	1981	Paul Darnell	1999	Bill Dreisbach	1991-92
Jose Castillo	2018	Sean Conner	2009-10	Randy Davidson	1975	Bubba Dresch	1996
Misael Castillo	2021	Chad Connors	1993	Alton Davis	1988	Frank Driver	1984
Oscar Castro	2008-09	Omar Conoropo	2019	Bradley Davis	1973	Lamar Drummonds	1959
Keefe Cato	1979	Jacob Constante	2015	Fred Davis	1958	Jose Duarte	2014-15
Ronald Cayll	1963	Joe Conte	1958	James Davis	1954	Richard DuBois	1972
Christopher Cea	1973	Carlos Contreras	2011	James Davis	1982	Scott Duff	1990
Petr Cech	2009	Efrain Contreras	2009	Justin Davis	2001	Andy Duke	1989
John Ceplo	1951	Daniel Conway	1972	Kenzie Davis	1972	Tim Dull	1974
Mark Cerny	1989	John Conzatti	1969	Lance Davis	1996	Dan Dumoulin	1974
Alejandro Chacin	2012	John Conzatti	1969	Noah Davis	2019	Lindon Duncan	1958
James Chambers	1963	Bobby Cook	1969	Steve Davis	1985-86	Gary Dunkelberger	1971
Tyshaun Chapman	2021	Eric Cooper	1998-00	Willie Davis	1951	Adam Dunn	1998
Ed Charlton	2015	Gerald Cooper	1957	Travis Dawkins	1997	Jack Dunn	1949
Jerry Chavarria	2021	Travis Copley	1998	Bill Dawley	1976	Jim Dunn	1954-55
Alberti Chavez	2014, '16	Ray Corbett	1977	Dexter Day	1981	Rolland Dunn	1949
Sam Chavez	1987	Daniel Corcino	2009-10	Kyle Day	2008	Scott Dunn	1999
Brad Cherry	2004	Ken Corcoran	1955	Joe De Berry	1991	Ryan Dunne	2018-19
Charles Cheshier	1950	Dalton Cornett	2021	Jhon De Jesus	2017	Juan Duran	2010
Frank Chewey	1984	Richard Corrada	1971	Ernest De La O	1969	Bob Duretto	1949
Lou Chighisola	1999	Jonathan Correa	2010	Abel De Los Santos	2013	Doug Durrwachter	1993-94
Daylan Childress	2001	Manny Correa	1983	Stephen Deal	1976	—E—	
Tzu-Kai Chiu	2009-10	Brad Correll	2002	William DeGraaf	1958		
Don Choate	1957	Zac Correll	2016-17	Casey DeHart	1998	Doug Eastman	1987
Jorjanis Chourio	2001	Gene Corso	1952	Matt Dehner	1999	Jose Echeverria	1957
Richard Chrisman	1977	Robert Costantine	1974	Tim Deitz	1985	Scott Economy	1987-88
Jerry Christensen	1974	Nate Cotton	2001	Mike DeJesus	2005	Steve Eddie	1993
Charlie Chronopoulos	1958	Quin Cotton	2019	Misael DeJesus	2006	Evan Edge	1975
Joseph Chuka	1948	John Courtright	1991	Enerio Del Rosario	2007	Bryan Edwards	2000
Mark Cieslak	1985	Al Cowens	1970	Anthony Delancey	1980-81	Ryan Edwards	1990
Tony Cingrani	2011	Andy Cox	2016, '18	Felix DeLeon	1962-63	Greg Elder	2021
Daniel Cipriano	2021	Darron Cox	1989	Ronny Delgado	2005	Buck Elliott	1952, '56
Drew Cisco	2012	Glenn Cox	1949-50	Walter DeLotelle	1955	Jason Ellis	2004
Daniel Clark	1973	Tim Crabbe	2009	Kurt Dempster	1988-89	Edwin Encarnacion	2001
Kenneth Clark	1959	Rocky Craig	1971	Eddy Demurias	2018	Scot Ender	1980
Tim Clark	1988	Larry Crayton	1961-63	Gary Denbo	1983	Charlie Engel	1978
Mitch Clarke	2011	Christopher Crews	1971	Robert Denney	1953	Rafael Erazo	1999
Steve Claybrook	1995	Dave Cripe	1972	Chris Denove	2005	Robbie Ergle	1983
Doug Clemens	1960	Roy Cromer	1961	Parker DePasquale	2021	Phil Ervin	2013
Hendrik Clementina	2017	Shane Crouse	2015	Gary DeSa	1981-82	Nick Esasky	1978
Clay Cleveland	2003	Manny Cruz	2017	Bobby Dews	1961	Eduardo Escalante	1957
Andrew Click	2021	Raymond Cucchiarini	1949	Pedro Diaz	2013	Paco Escamilla	1999
Tyler Cline	2010	Israel Cuevas	2015	Sammy Diaz	2011-12	Edward Escoboza	2017-18
		Curtis Culbertson	1982	Rob Dibble	1983	Orlando Escorcha	2002-03

57 ALL-TIME ROSTER



Eyoxy Esparragoza	2004	Justin Freeman	2008	Aguido Gonzalez	2008, '11	James Hamilton	1957
Adolfo Espinoza	2021	Juan Frias	2001-02	Alberto Gonzalez	2019	Tucker Hammargren	1990
Anthony Esquer	2006	TJ Friedl	2016	Augie Gonzalez	1989	Randy Hammon	1970
Perry Estep	1979-80	David Fritz	1963	Carlos Gonzalez	2011-12	Mark Hammond	1983
Humberto Estrada	1956	Brian Fry	1989-90	Rafael Gonzalez	2005-06	Mike Hampton	1994
Todd Etler	1993	Ryan Fry	2001-02	Rey Gonzalez	2004, '06	Dan Hansen	1973
Chris Eusay	2021	Norman Frye	1957	Yovan Gonzalez	2011	Jim Hansen	1959
Ernest Evans	1957	Elvin Fulgencio	1982	Steve Goodhart	1995	Brett Haring	1997
Tony Evans	1982	Jon Fuller	1988	David Goodman	1977	Bruce Haroldson	1958-59
Eric Eymann	2005	Pete Furibondo	1953	Herb Goodman	1995	Caeden Harris	2021
—F—		Denny Fussell	1993-94	Keith Gordon	1990	Charles Harris	1959
Earl Fackler	1956	—G—		Marcelo Gordon	1955	Dylan Harris	2018
Stuart Fairchild	2017	Scott Gaffney	2007	Miles Gordon	2016-17	Jimmy Harris	1963
Bob Falcon	1973	Ron Gaggero	1959	Alex Gorgie	1973	Josh Harris	1996-97
Harry Fanok	1959	Dennis Gallagher	1972	John Gosse	1976	Lenny Harris	1983
Alex Farfan	2004	Gil Galloway	1989	Mike Grace	1974	Leroy Harris	1961-62
Paul Farlow	1982	Steve Gann	1993	Derrick Graham	1991-92	Rainford Harris	1986
Harley Faulkenbury	1948	Bryan Ganter	1987	Tony Grana	1975	Mike Harrison	1991
Zeke Faulkner	1962-63	Vianney Garabito	2000-01	Dean Graumann	1974	Damien Hart	1998
Dwight Favors	1973	Eddy Garcia	1995	Cole Green	2011	Pete Harvell	1993
Mike Fawcett	2000	Enrique Garcia	2008	Dick Green	1954	Stephen Harvey	1969
Fred Fazzio	1949-50	Fermin Garcia	1992	Lee Green	1962	Tyler Hauschild	2007
George Feeley	1972	Jalen Garcia	2021	Hunter Greene	2017	Lance Haver	1999
Todd Fehrenbach	1995	Kevin Garcia	2013, '15	Alex Greer	2014	Alan Haverty	1952-53
Kevyn Feiner	2005-07	Paulino Garcia	1980	Robert Greer	1957	B.J. Hawes	2000-01
Rainer Feliz	2004-05	Pedro Garcia	1969	Didi Gregorius	2009	Derek Hawk	2003-04
Rodolfo Feliz	1979	Ernesto García	1952, '54	Anthony Gressick	2006	Billy Hawley	1982
Ryan Fennell	2012	Mario Gardea	2000	David Griffin	2004	Ben Hayes	1978
Chico Fernandez	1951	Bryan Gardner	2008-09	Michael Griffin	2005	Dick Hayes	1956
Nick Ferrante	1953	Amir Garrett	2012-13	Rod Griggs	1996	Drew Hayes	2010
Sal Ferrara	1975	Scott Garrett	1996	Pete Grimm	1983	Bert Haysom	1952-54
Raul Ferreyra	1974	Aaron Garrison	2005	Jef Groeger	2002-03	Jeff Hayward	1985
Mike Ferry	1990	Josh Garton	2009, '11	John Groennert	1988	Jacob Heatherly	2017
Ernesto Figuereo	1960	John Gaylord	1970-71	Gerry Groninger	1982	Jon Hebel	1993
Bobby Filotei	1990	Ken Geiersbach	2005	Harry Grosvenor	1949	Cedric Hebert	2000
Guy Findeisen	1981	Jeff Gelalich	2012	Douglas Groth	1981	Donald Hedrick	1954
Claudio Finol	2019	Don Gemmell	2002	Jon Groth	1984	Gary Hegedorn	1953
Nick Fiorillo	1979	Nico Genesta	1952, '54	Lawrence Groves	1975	Craig Heimbigner	1963
Jan Firek	1963	Phil Gentry	2003-04	Chris Gruler	2002, '04	Chris Heisey	2006
Carlos Fisher	2005	Brad George	2000-02	Al Grunwald	1954	Harry Henderson	1989
Austin Fitzpatrick	2021	Jon George	2003	Jose Gualdron	2007-08	Jerry Henderson	1961-62
Don Fitzpatrick	1948	Ronnie George	1956-57	Daniel Guerrero	2006, '10	Steve Henderson	1974
Jerome Flanagan	1960-61	Mark Germann	1984	Francis Guerrero	2016	Blake Hendley	2003
Kevin Flannery	1979	Stalin Gerson	2010-11	Carlos Guevara	2003	Ryan Hendrix	2016
Nick Fleece	2011, '13	Phillip Ghutzman	2002	Ismael Guillon	2011-12	Ron Henika	1983
Jack Fleming	1973	John Ghyzel	2017	Wayne Guinn	1978	Ted Henkel	1948
Dan Fletcher	2000	Vincent Gianni	1950	Kevin Gunter	2006	Michael Hennessy	1981
Mark Fleury	2009	Albert Gibb	1953	David Guthrie	1963	Butch Henry	1987
Patrick Foley	1962	Hayward Gibson	1949, '51	David Guthrie	1996	Mike Henry	2009-10
Tom Foley	1977	Ronnie Giddens	1983	Jesse Gutierrez	2001	Jimmy Herget	2015
Chad Fonceca	1996	Chris Gill	1989	Tonys Gutierrez	2003-04	Danny Hernandez	2010
Mike Foote	1980	Adam Gillihan	2004	Richard Guy	1948-49	Habelito Hernandez	2003
Andy Ford	1991	Justin Gillman	2001	Dario Guzman	1979	Miguel Hernandez	2018
Brian Ford	1970	K.C. Gillum	1989-90	Jose Guzman	2013-14	Ramon Hernandez	1991
Jeff Forney	1985	Troy Girdner	1986	—H—		Desi Herrera	1996
Steve Foster	1988	James Glimpse	1948	Cody Hacker	2021	Paul Herring	1976
Richard Fowler	1955	Roger Glynn	1977-78	Elwood Hahn	1960, '62-63	George Herter	1948
Laurence Frakes	1976	Tim Godfrey	1998	John Halasz	1977	Steve Hester	1987
Juan Francisco	2006	Mike Goedde	1983-84	Charley Hall	1951	Jim Hickman	1958
Mike Frank	1997	Greg Goetz	2004	Darran Hall	1995	Richard Hicks	1957
Joel Franklin	1994	Al Goldizen	1948	Josh Hall	1998	Evan Hildenbrandt	2008
Kevin Franklin	2014-15	Jerry Gomez	1972	Bill Halley	1951	Scott Hilgenberg	1984
Micah Franklin	1992	Jose Gomez	2002	Russ Haltiwanger	2005	Jere Hill	1958
Todd Frazier	2007	Wagner Gomez	2012,'14	Billy Hamilton	2010	Milt Hill	1987
James Free	2019	Glenn Gongorek	1955	Cecil Hamilton	1949	Norman Hill	1969
Steven Freeborn	1971	CJ Gonzales	2021	Dave Hamilton	1988	John Hillas	1976



ALL-TIME ROSTER

58

Ben Himes	2003	Lance Janke	2008	Jerry Keller	1958	Manny LaCosta	1952		
Duke Hinds	1979	Vicente Javier	1988	Robbie Kellerman	2021	Michael Laesch	2000		
Clarence Hoffman	1948	Chris Jefferson	2021	Jimmy Kelley	1973	Danny Lamar	1979		
Trevor Hoffman	1989	Reggie Jefferson	1987	Bernard Kelly	1959	Michael Landkamer	1999-00		
Josh Holden	2005	Jeff Jeffords	2007	Bill Kelly	1976	David Landress	1971		
Jack Hollis	1989	Frank Jelincich	1948	Colin Kelly	2021	Brian Landy	1988		
Harris Honeycutt	2007	Daniel Jenkins	1996	Steve Kelly	2001	Brian Lane	2002		
James Hook	1950	Dee Jenkins	1992	Hugh Kemp	1983	Brian Lane	1987		
Dale Hooper	1951	Mack Jenkins	1987	Ryan Kemp	2011	Duff Laney	1970		
TJ Hopkins	2019	Bubba Jennings	1981	Phil Kendall	1991	Neil Lang	2021		
Mark Hopper	1975	Charlie Jennings	1960-62	Wayne Kendrick	2007	Dan Langfield	2012		
Cary Hornaman	1978	Dan Jensen	2011	Jim Kennedy	2021	Rich Langford	1991-92		
Mike Horney	1999	Kelly Jensen	1975	Steve Kennelley	1984-85	Jamie Langham	2005		
Jeremy Horst	2007	Kevin Jensen	1976	Kurt Kepshire	1979	Joe Lanham	1948		
Jordan Hotchkiss	2008	Larry Jensen	1977	George Kernek	1962-63	Bo Lanier	2005		
Kenny Houp	1983	Drew Jenson	2004	Brad Key	2004	Stephen Lanier	1973		
Paul Householder	1976	Bob Jesperson	1991	Vincent Kilpela	1957	Rick Lapka	1995		
Joey Housey	2012-13	Joe Jocketty	2015	William Kincanon	1981	Jose LaPorte	1977		
Gary Houston	1970-71	Milt Joffe	1948	Greg Kinder	1970	Mike Larkin	1973		
Lee Hover	1978	Rick Johns	1981	Mark King	1976	Jayson Larman	1998. '00		
Jordan Hovey	2021	Chris Johnson	2000	O.J. King	2002	Jason LaRue	1995		
Jason Howard	1999	Dan Johnson	1969	Ray King	1995	Richard Lashmet	1970-71		
Tim Howard	1972	Dante Johnson	1987-88	Ronnie King	1948	Yoni Lasso	2005-06		
Blaine Howell	2010	Gene Johnson	1951	Tom King	1955	Yasnier Laureano	2021		
Toney Howell	1981	Jake Johnson	2015-16	Brice Kinnamon	1974	Gavin LaValley	2014		
Jared Howton	2001	Randy Johnson	1971-72	Doug Kirby	1996	Randy Law	1976		
Larry Hubbard	1973	Richard Johnson	1956	Keenan Kish	2016	Trevor Lawhorn	2004		
Brian Hucks	1996	Rod Johnson	1979	Robbie Kison	1999	Tom Lawless	1978		
Kyle Huddy	2006	T.J. Johnson	2004	Larry Kissock	1969	Rich Lawrence	1995		
Will Hudgens	2008	Walter Johnson	1956	Jeremy Kivel	2014, '18	Blane Layton	1998		
Jack Hudson	1977	Chad Jones	2013	Ben Klimesh	2012	Tom Layton	1980		
Steve Hudson	1971-72	Chris Jones	1984-85	Matt Klinker	2007	Joe Lazor	1986		
Will Hudson	2003	Donald Jones	1950	Justin Knoff	2003-04	Alex Leach	2021		
Dennis Huelfer	1957	Jeff Jones	1979	Erwin Knorzer	1954	Rickey Lear	1976-77		
Greg Hughes	1977	John Jones	1960	Calvin Knowles	1961-63	Sam LeCure	2005		
Stephen Hughes	1974	Kel Jones	2007	Mike Knox	1981	James Ledoux	1957		
Thomas Hull	1956	Kevin Jones	1990	Charlie Koblinski	1951	Bob Lee	1956		
Tim Hume	1980	Michael Jones	2007	Ian Koch	2019	Mike Lee	1962		
Jared Humphries	2002	Mike Jones	1991	Brian Koelling	1991	Bill LeFebvre	1960-63		
Stephen Hunt	2010	Ruppert Jones	1973	Mark Kolozsvary	2017	Alex LeFlore	1999-00		
Brian Hunter	2014, '16	Russ Jones	1979	Mike Konderla	1982	James Lemon	1973		
John Huntington	1975	Scott Jones	1982	Mike Konstanty	2008	Jeffrey Lemon	1969		
Doug Hurst	1997	Andrew Jordan	2016	Clint Koppe	1994	Keith LeNoue	1956		
Omar Hurtado	1999	Merlin Jorgensen	1955	Dan Kopriva	1992	Matt Lentz	2012		
Ken Huseby	1985-86	Donnie Joseph	2009	Michael Kopsky	1976	Buster Leonard	1948		
Darrell Hussman	1998, '00	Glen Joseph	1998, '00	John Koronka	1998-99	Matt Leonard	2010-11		
Jason Huth	1999	John Joseph	1970	Lyle Krall	1957-58	Steve Leppert	1980		
—I—		Chris Joyce	2011	Conor Krauss	2014	E.C. Leslie	1955		
		Urwin Juaquin	2017-18	Joseph Krebs	2007	Shane Letterio	1987		
		Edduar Jumelles	2002	Matt Krimmel	2002	Matt Levering	2004		
		—K—		Chris Krug	1961	Tye Levy	1997. '99		
				Bill Kuchar	1977	Domonique Lewis	2001-02		
Tony Iammatteo	1956		Travis Kaats	2004	James Kudell	1953	Ernest Lewis	1958	
Tom Incaviglia	1949		Ian Kahaloa	2016	Hank Kuhlmann	1960	Kenny Lewis	2005	
Jonathan India	2018		Keith Kaiser	1987	Joel Kuhnel	2016	Robert Lewis-Walker	2013	
Ezequiel Infante	2009		Doug Kampsen	1984	James Kulina	1974	Scott Light	2002	
Kay Inglet	1954-55		Bill Kappel	1952	Stan Kulka	1953	Joseph Liguori	1963	
Pat Ingraham	1975		Albert Karan	1951	Jason Kummerfeldt	1992	Richard Limke	1963	
Clarence Ingram	1958		Ricky Karcher	2019	Adian Kummet	2009	Dave Lindsey	1969	
Darron Ingram	1996		Jonathan Kaskow	2010	Yen Wen Kuo	2009	Elmer Lindsey	1961	
Jeremy Ison	2002		Ari Kaufman	2021	Dustin Kupper	2004	Randall Linebaugh	2008	
Junichi Iwasaki	1998		Austin Kearns	1998	Tom Kurant	1983	Adam Lingenfelter	2004	
—J—			Brad Keenan	1992	Whitey Kurowski	1959	Thomas Linnert	1973	
			Chris Keim	1989-90	—L—		David Lipke	1970	
			Dave Keller	1982			Ruddy Liriano	1999	
			Frankie Keller	2002		Ronald Lachman	1955	Marty Lister	1992
			Jeremy Keller	1996		Mike LaCoss	1974		

59 ALL-TIME ROSTER



Mark Littell	1971	Michael Marble	1969	Chuck McKinney	1978	Damon Montgomery	1991-92
Ron Little	1979	Shane Mardirosian	2015	Greg McKinney	1978	Frank Montgomery	1963
Ben Lively	2013	Greg Margheim	1990	Lynn McKinney	1973	Jeff Montgomery	1983
Nadir Ljatifi	2017-18	James Marinan	2018	Andrew McKirahan	2017	Adarius Moody	2021
Juan Llamas	2000	Justin Marine	1995-96	Ed McLish	1954	Jacob Moody	2014-15
Matt Lloyd	2019	Tom Marino	1980	Scott McManis	1970-71	Ray Moon	1993
John LoCascio	1978	Thad Markray	1997-98	Hugh McMullan	1958	Jack Mooneyham	1959
Dave Lochner	1980	Kevin Marn	1996	Chris McMurray	2008-09	Charles Moore	1975
Keith Lockhart	1986	Kevin Maroney	1980	Kyle McMyne	2011	Eddie Moore	1949-50
Nick Lodolo	2019	Soid Marquez	2014-16	Jim McNamee	1960	Walter Moore	1949
Morgan Lofstrom	2016-17	Jean Marquis	1976	Louis McQuay	1976	Armando Morales	1992
Bo Loftin	1991-92	Quinn Marsh	1987	Matt McWilliams	2001-02	Jimmy Moran	2011-12
James Lofton	1994	Montrell Marshall	2016-17	Frank Meade	2007-08	Luke Moran	2013-14
Devin Lohman	2010-11	Paul Marshall	1974	Jay Meade	1976	Jonhy Morel	2021
Carl Long	1955	Jonathan Martijn	2015	Andrew Means	2008	Brad Morenko	2004
Jake Long	2006-07	Jimmie Martin	1972	Frank Means	1949	Dauri Moreta	2016-18
Robert Long	1953	Johnny Martin	1969	Julio Medina	2003	Tony Moretto	1975
Shed Long	2014	Kelly Martin	1999	Reydel Medina	2015	Julio Morillo	2012-13
Greg Lonigro	1986	Lane Martin	1958	Calvin Medlock	2003	Junior Morillo	2013
Joel Lono	1984	Matt Martin	1991-92	Miguel Medrano	2019	James Morris	2005-06
Alejo Lopez	2016-17	Rabon Martin	2021	Mike Meggers	1992	Charles Morrison	1977
Jhimmy Lopez	2013	Juan Martinez	2015, '18	Arthur Mehuron	1959	Nick Morrow	1994
Jose Lopez	2015	Junior Martinez	2008	George Meier	1974	Stacy Morrow	1975
Ricardo Lopez	1951	Luis Martinez	1986	Don Meinhold	1984	Bill Morton	1962
Rob Lopez	1985	Manuel Martinez	1974	Otto Meischner	1961-63	Bobby Mosby	2003-04
Scott Loseke	1983	Porfirio Martinez	2010-11	Jorge Mejia	2004	Jon Moscot	2012
Chuck Loseth	1969	Valentin Martinez	2018-19	Seth Mejias-Brean	2012	Mike Moscrey	1986
Kyle Lotzkar	2007, '10	Gary Martz	1969	Anthony Mele	1948	A.C. Moseley	1970
Jason Louwsma	2006	Dane Mason	2006	Jack Mele	1949	Mike Moses	1993
Derrick Lowery	2009	Anthony Masone	1979	Alfredo Mena	2016-17	Paul Moskau	1975
Thomas Lowry	1960	Dan Masse	1994	Brandon Menchaca	2007	Rondol Moss	1973
Kyle Lucas	2002	Jim Matan	1998	Carlos Mendez	2007-08	Scott Moss	2016
Sean Lucas	2012	Marcos Mateo	2006	Jacobo Meque	2004	Rafael Motooka	2002-03
Larry Luebbers	1990	Wilson Mateo	1978	Onix Mercado	2001-02	Chad Mottola	1992
Sandy Lugo	2015	George Matile	1956	Phil Merrell	1996-97	Drew Mount	2018
Derrik Lutz	2011	Mike Mattern	1983	Paul Mersch	1961	Luis Moya	2006
Donald Lutz	2010	Adam Matthews	2013	David Mervis	2021	Alan Moye	2002
Don Lyle	1974	Jon Matthews	2011-13	Maikol Mesa	2006	Austin Muehring	2013
Curt Lyons	1993	Bob Matulich	1969	Lenny Metts	1980	Adam Muenster	2011
Ed Lyons	1957	Charles Matzen	1953	Greg Meyer	1976	Wes Mugarian	2011
Robert Maddox	2010-12	Mark Matzen	1981	Kenneth Meyer	1954-55	Wes Mugarian	2012
Bobby Madritsch	1998	Kyle Maunus	2007	Mike Michaels	1958, '60	El'Hajj Muhammad	2010-11
Tiago Magalhaes	2002-04	Brennan May	2012	Glenn Mickens	1950	Kurtis Muller	2011
Pete Magre	1993	Larry May	1969	Scott Middleton	1983	Ron Mullins	1986
Tyler Mahle	2014	Ronald May	1956	Oswaldo Mieres	2013	Mike Mulvaney	1988
Ed Lyons	1957	Quincy McAfee	2019	Jerry Mifsud	1971	Duane Mulville	1988
—M—		Frank McAninch	1961	Jeff Mhlbachler	1977-78	Benjamin Mummy	2005
Ruben Machado	1984	Jim McArdle	1977	Harold Mileski	1948	Shard Munroe	2018
Carlos Machorro	2015-16, '18	Dave McAuliffe	1988	Dave Miley	1980	Jay Munson	1982
Bob MacKinnon	1951	Richard McCaffrey	2012	Corky Miller	1998	Bob Murphy	1953
Scott MacRae	1995	Steve McCarthy	1987-88	Erik Miller	2011-12	Charlie Murphy	1949
Robert Maddox	2010-12	Charles McClain	1991	Mark Miller	1975	Jeff Murphy	1992
Bobby Madritsch	1998	Bob McClure	1973	Mark Miller	1979	Lee Murphy	1961
Tiago Magalhaes	2002-04	Jerry McClure	1956	Stanley Miller	1953	Michael Murray	1980
Pete Magre	1993	Jerry McDaniel	1970	Eddie Milner	1976	Chick Musillo	1961
Tyler Mahle	2014	Tom McDevitt	1957	Ray Minjock	1956	Jeffrey Musser	1980
Thomas Major	1961-63	Andrew McDonald	2018-19	Greg Minton	1970	Darrold Myers	1950-51
Roy Majtyka	1962	Satchel McElroy	2016-18	John Minyard	1981	Rick Myles	1979-80
Sheldon Mallory	1972	Casey McEvoy	1998-99	Don Mitchell	1983	—N—	
Mike Manfre	1981	Justin McGregor	2018-19	Curtus Moak	2001	Jeff Nagy	1992
Lawrence Manier	1952	Terry McGriff	1981	Dave Molidor	2001	Matt Nanninga	1999
Jeff Manship	1992	Paul McGuire	1957	Hilton Molina	1980	Michael Nattiel	1982
Joe Mantoni	2013	Sam McIntyre	1958	Vincent Moll	1973	Packy Naughton	2017
Trey Manz	2009-10	Michael McKennon	2006-07	Ty Mondile	2017	Ronald Nay	1958
Pabel Manzanero	2017-18	Paul McKenzie	1961	Luis Montano	2007	Charles Neal	1974
Eric Mapp	1996	Scott McKenzie	1993	Andre Montgomery	1995, '97	Kevin Needham	1996



ALL-TIME ROSTER

60

Alex Neely	1978	Reniel Ozuna	2018-19	Ricky Pickett	1992	Chris Reed	1992
Chris Nelms	1975	—P—		Matt Pidich	2018	Justin Reed	2007
Chris Nelson	2001	George Pace	1984	Wayne Pietri	1963	Lonnie Reed	1970
Jeffrey Nelson	1977	Steve Padia	1981	Daniel Pigott	2012	Steve Reed	1974
Mel Nelson	1957	Juan Padilla	1983	Matt Pike	2000-01	Drue Reeves	1991
Olaf Nelson	1952	Jim Paduch	2003	Tom Pike	1999	Carlos Reina	2019
Larry Nero	1969	Jack Paepke	1955	Kelvan Pilot	2021	J.D. Reininger	2005
James Neuberger	1984	Luca Panerati	2009-10	Carlos Pimentel	1976	Gregory Reinoso	2017
Doug Neuenschwander	1977	Charles Pankow	1969	Mauricio Pimentel	2009	Jordan Remer	2012, '14
Jack Newcomer	1963	Ray Pannemann	1948	Bill Pinckard	1950	Chris Remo	1952
Connie Newman	1960-61	Stace Pape	2000	Brooks Pinckard	2011	Charles Renneau	1974
Howard Newman	1997	Logan Parker	2006	Myron Pines	1971	Nate Rewers	1999
Brian Nichols	1988-90	Tyler Parmenter	2015	Wayne Pizer	1977	Ivan Reyes	2003
George Nichols	1948	Braydon Parr	2021	Bud Plaster	1954-55	Reyny Reyes	2019
Michael Nichols	1970	Brian Parrotte	1988-89	Charlie Platt	1955	Steve Reyes	1988
Peter Nicolis	1955	Bill Parsons	1969	Bernard Plent	1975	J.R. Reynolds	2013
Tony Nieto	1994	Jason Parsons	1995	Adam Pointer	2006	Tim Reynolds	1982
Ernie Nieves	1990	Curtis Partch	2007	Adam Pointer	2007	Jonathan Reynoso	2013
James Niewczyk	1976	Edison Pascual	1997	Cliff Politte	1962-63	Bernard Rezek	1950
Jeffry Nino	2019	Frank Pastore	1975	Carlos Porte	1979	Tyler Rhoden	2007
Charley Noble	1978	Stan Patchell	1953	Scott Pose	1989	Jeff Rhodes	1981
Carl Nordstrom	1988	Edgar Pate	1969	Jim Posillico	1982	Stephen Rhodes	1981
Luis Noriega	2004	Anthony Patellis	1996	Drew Poulk	2011	Rob Riccio	1987
Thomas Norko	1976	Mike Patrick	1970	Joe Powers	2001	Brandon Rice	2008
Dan Norman	1974	Daniel Paula	2013-14	Tom Pratt	1970	Jeff Richardson	1986
Eugene Norman	1977	Manuel Paula	2001-03	Nick Presto	1996	Tom Richardson	1956
Robert Norris	1962	Tony Paulino	1960	Doyle Preston	1995	Chris Richburg	2009
Moises Nova	2016-18	Don Paulsen	1952	Corey Price	1996-97	Gary Richter	1975
Tommy Novak	1986	Noel Paulson	1970	Duane Price	1998-99	Robert Rickey	1960-61
David Noworyta	2021	David Pavlesic	1970	Joe Price	1977	Andy Rickman	1988
Tommy Nurre	2009	Leonard Payne	1951	Eddie Priest	1994	Chase Riddle	1958
Ryan Nutof	2017	Mack Payne	1972	Bryan Prince	2001	John Riedling	1994-95
—O—		David Paynter	1971	Robert Proctor	1959	Patrick Riehl	2016
Ray O'Connor	1952	Brian Pearl	2009, '11	Buddy Pryor	1982	Kevin Riggs	1990
Thomas O'Connor	1971	Kevin Pearson	1986	Cody Puckett	2008	Darren Riley	1983-84
Michael Odum	1976	Mark Pearson	1974	Brandon Pugh	2021	Donald Riley	1953
Ron Oester	1974	James Peccia	1949-50	Tim Pugh	1989	Hobert Riley	1958
Brian O'Grady	2014	Francis Peguero	2019	—Q—		Eli Rimes	2007
Sarkis Ohanian	2015	Lawrence Pekarcik	1975	Radhames Quezada	2011	Carlos Rincon	2002
Sean O'Hare	1986-87	Mike Pekovich	1948-49	Gabriel Quilici	1954	Fernando Rios	1997
Chris Okey	2016	Tyler Pelland	2004	Aaron Quillen	2016-17	Francisco Rivera	1997-99
Joe Oliver	1983	Jack Pendley	1959	Patrick Quinn	2010-11	Carlos Rivero	2017-18
Johnny Oliver	1997	William Penniall	2007	Elliot Quinones	1990	Jason Robbins	1994
Alex Oliveras	2009	Juan Perez	2011	Rene Quinones	1991	Brandon Roberts	2005
Romulo Oliveros	1983	Miguel Perez	2003	Mayque Quintero	2002	J.D. Roberts	2004-05
Walter Olmstead	2002-03	Victor Perez	1990	Jamie Quirk	1972	Mike Roberts	1972
Lew Olsen	1973	Alex Perinis	1956	—R—		William Robertson	1956
Herb Olson	1951	Craig Perkins	1971	Patrick Raby	2019	Daniel Robie	1976
Terry Olson	1963	Bobby Perna	1990	Avain Rachal	2013, '16	Brad Robinson	1987
Logan Ondrusek	2005-06	Danny Perozo	1988-89	Scott Radloff	1982	Dustin Robinson	1997
Charles O'Neal	2004-05	Harold Perry	1956	Mike Raines	1980	Eli Robinson	1993
Paul O'Neill	1981	Robert Peters	1970	Tanner Rainey	2015	Phil Robinson	1973
James Oplinger	1958	Samone Peters	1998-99	Jeff Ramey	1992	Rogers Robinson	1961
Lucas O'Rear	2012	Stephen Peters	1969	Ramon Ramirez	2004	Scott Robinson	1990
Austin Orewiler	2015	Ryan Petersen	2002	Robert Ramirez	2012-13	Tanner Robles	2010
Pete Ortega	1955	Brian Peterson	2001	Ruben Ramirez	2021	Tom Robles	1955
Frank Ortenzio	1970	Howard Peterson	1957	Carlos Ramos	2012	Adrian Rodgers	1960
Antonio Ortiz	1976	Paul Peterson	1949	Carlos Ramos	1980	Adrian Rodriguez	2016, '18
Jose Ortiz	2013	Thomas Petrick	1961	Jordan Ramsey	2015-16	Cristobal Rodriguez	2009-11
Rafael Ortiz	1981-82	Jim Pettibone	1980	Mike Ramsey	1985	Mark Rodriguez	2005
Nick O'Shea	2011	Jim Petties	1983	Josh Ravin	2006-08	Miguel Rodriguez	1976
Ryan O'Toole	1997	Frank Pfister	2009	Dayne Read	2010-11	Orlando Rodriguez	2019
Steven Otterness	2008	Drew Phillips	2004	Kyle Reagan	1989	Serafin Rodriguez	1999
Gabriel Ovalle	2016	Denis Phipps	2006	Terry Reber	1958	Tomas Rodriguez	1988-89
Eric Owens	1992	Mitch Piatnik	2015-16	Scott Reburn	1984	Yorman Rodriguez	2009-10
Danny Oyas	1993	Jimmy Pickens	2014	Gary Redus	1978	Josh Roenicke	2006

61 ALL-TIME ROSTER



Mike Roesler	1985	Yerry Santos	2017	Gary Sloan	1987	Robert Stephenson	2012
Dusty Rogers	1984-85	Rich Sapienza	1985	Michael Sloan	1963	Tyler Stephenson	2015
Richard Rogers	1959	Dave Sappelt	2008	Richard Small	1951	Ty Sterner	2014-15
Christian Rojas	1995	Dan Sarrett	1978	Wes Smiley	2006	George Stetter	1959
Jose Rojas	2005	Mike Saunders	2012, '14	Alex Smith	2021	Jeff Stevens	2005
Miguel Rojas	2008	John Savage	1986	Bryson Smith	2011	Terry Stevens	1958
Billy Rojo	2006	Scott Savary	1994	Charlie Smith	1980	Jake Stevenson	2019
Fabian Roman	2013-14	Nate Scantlin	2019	Clint Smith	1953	John Stevenson	1956
Jose Roman	1952	Mac Sceroler	2017-18	Danny Smith	1983	Carl Stewart	1988, '90
Michael Romano	1982	Jeff Schachleiter	2000	DeMorris Smith	1961	Cory Stewart	1999
Sal Romano	2012	Calvin Schadel	1951	Dennis Smith	1963	John Stewart	1986
Alex Romero	2014-15	Gary Schlagenhauf	1970	Dick Smith	1951	Matt Stiffler	2008
Anthony Romero	2007	Jarrod Schmidt	2002	Jack Smith	1985	Kurt Stillwell	1983
Wennington Romero	2016	Ronald Schmitt	1957	James Smith	1958	John Stilwell	1948-49
Willy Jo Ronda	2003-05	Lawrence Schnaidt	1951	James Smith	1970	Robert Stolzer	1958
Isidro Rondon	1986	Kevin Schnall	1999	Jordan Smith	2006	Kollin Stone	2021
Charlie Root	1948	Johnnie Schneider	2019	Josh Smith	2010	Todd Stone	2000
Gabriel Rosa	2012-13	Keith Schrimsher	1979	Kyle Smith	2003	Zac Stott	2004
Adam Rosales	2005	Richard Schroyer	1955	Mike Smith	1981	Jeff Stout	1970
Joseph Rosania	1956	Jay Schuyler	2018	Mike Smith	1985	Tyler Stovall	2008-09
Jesus Rosario	2021	Tom Schwaner	1960	Ricardo Smith	2017-18	Wyatt Strahan	2014
Brian Ross	2000	Rodney Scott	1973	Ryan Smith	2010	Cody Strait	2004
James Ross	1972	Tim Scott	1982	Ryan Smith	2000	Les Straker	1978
Domingo Rossello	1955	Tom Scott	1995	Steve Smith	1996	Will Stramp	2009
John Roth	1959	Scott Scudder	1986	Tommy Smith	1963	Albert Strane	1969
Larry Rothschild	1975	Craig Seegmiller	1961	Virgil Smith	1969	Jim Strichек	1981
Monte Roundtree	1997	Jason Seever	2021	Stephen Smitherman	2000	Thomas Stricklin	1954
Nick Routt	2012-13	Tom Seidel	1963	James Smotherman	1955	Chris Stropolo	1978
Vince Rover	1982	Javier Sein	2000	Scott Snead	1991	Ron Stryker	1976
Junior Ruiz	2001-02	John Self	1959	Shea Snowden	2009	Dick Stuart	1952, '55
Randy Ruiz	2000	Roger Sellers	1998	Tom Sohns	1976	Drew Stubbs	2006
Victor Ruiz	2018-19	Scott Sellner	1987-88	Manny Solano	1997	Wes Stumbo	1997
Toby Rumfield	1992	Steve Selsky	2011	Dave Solomon	1994	Daniel Stupur	1950
Dave Runk	1997-98	Leonardo Seminati	2018-19	Jared Solomon	2018	Marlon Styles	1974
Eddie Rush	1987	Terence Senegal	1998	Layne Somsen	2013	Marc Suarez	1997
Dennis Russo	1998	Nick Senzel	2016	Mike Songini	1988	George Sucarichi	1975
B.J. Ryan	1998	Christian Sepulveda	2021	Jay Sorg	1995	Andy Sugilio	2017
Connor Ryan	2017-18	Luis Serrano	1983	Fray Sosa	2012	Dick Suhr	1954
Robert Ryan	1955	Mark Serrano	2009	Humberto Sosa	2009	Mike J. Sullivan	1978-79
—S—		Maximo Severino	1977	Neftali Soto	2008	Mike T. Sullivan	1978
		Chris Sexton	1993	Ozzie Soto	1984	Scott Sullivan	1993
Liam Sabino	2021	David Shafer	2002-03	Lynn South	1948	William Sullivan	1992
Bob Sadowski	1957	John Shaw	1959	David Spadoni	1960	Tom Summers	1985
Nello Sagiani	1948	Adam Sheefel	2000	Eric Spadt	2000	Glenn Sutko	1988
Jose Salado	1969	David Shepard	1996	Glenn Spagnola	1982	Daniel Sweet	2016
Jose Salas	1971	Larry Shepard	1949-51	Don Spare	1972	Allen Swindle	1982
Miguel Salgueiro	1980	Zack Shields	2015	Eddie Sparks	2000	Clarence Syers	1976
Ricky Salinas	2018	Bill Shiverick	1987	Taylor Sparks	2014	Lefty Sylvester	1958
Dave Salmen	1983	Brooks Shumake	1984	James Spencer	1969	Michael Symons	1955
Brad Salmon	1999	Clayton Shunick	2008, '10	Guido Sperato	1949	B.J. Szymanski	2004
Michael Salter	2012-13	Jefry Sierra	2010, '14	Bren Spillane	2018	—T—	
Jose Salvador	2019	Allen Sigler	1984	Harry Spilman	1974		David Talamantez
Chris Salvey	2021	Juan Silva	2011	Jeff Spisok	1982, '84	Paul Tarango	1977
Carlos Sanchez	2012-13	Francisco Silverio	1986	Josh Spoerl	1999	Danny Tartabull	1980
Francisco Sanchez	1955	Brian Silvia	1992	Mike Spooner	2018	Kevin Tatar	1990
Toby Sanchez	1997	Mark Simon	1979	Jerry Spradlin	1988	Mike Tatro	1960-61
Jared Sanders	2004	Wallace Sinner	1952, '54-55	Charles Sprinkle	1969	Craig Tatum	2004
Reggie Sanders	1988	Bennie Sinuefield	1954-55	Steve Staggs	1971	Ed Taubensee	1987
Mayker Sandoval	2005	Jose Siri	2015-16	Brandt Stallings	2018	Werleen Taveras	2013
John Sansone	2016	Alex Sirota	1949	Jesse Stallings	2016, '18	Corey Taylor	1998
Hector Santana	2008-09	Steve Skaggs	1978	Cody Stanley	1998-99	Gene Taylor	1991
Leandro Santana	2017	Joseph Skeber	1948	Paul Stark	1948-49	Jim Taylor	1978
D.J. Santiago	2000	Jeremy Skeens	1997	James Steepleton	1948	Thomas Taylor	1955
Tony Santillan	2016	Jack Skinner	1948-50	Rafael Steffani	1961	Travis Teegarden	1989
Stanley Santo	1950	Marcus Skundrich	2021	Randy Stegall	1998	Taylor Terrasas	2013
Rafael Santo Domingo	1974	Jim Slaton	1969	Kevin Steinmetz	1982	Scott Terry	1980
Oliver Santos	2010						



ALL-TIME ROSTER

62

Tony Terry	1994
Tony Terzarial	1988
Dave Therneau	1998
C.L. Thomas	1988
Gorman Thomas	1969
Keith Thomas	1987
Rod Thomas	1993
Cory Thompson	2014, '17
Jesse Thompson	2000
Stanrad Thompson	1958-59
Travis Thompson	1999
Anthony Threatt	1980
George Throop	1972
Mace Thurman	2008
Hector Tiburcio	2001-02
Brock Till	2003
Dan Timm	1997
Julio Tirado	1979
Marlyn Tisdale	2000-01
Dan Tobin	1991-92
Frank Tognotti	1950
Billy Tolar	1963
Greg Toler	1982, '84
Tori Tomasino	1987
Josh Tomsu	2000
Chris Toomey	1998
David Torcise	2008
Justin Tordi	2006-07
Manny Torres	1999
Marcus Torres	1948
Nelson Torres	1977
Santos Torres	1974
Wilmer Torres	2021
Rudolph Toth	1969
Justin Towle	1992-93
Russ Townsend	1961-62
Blake Trahan	2015
Taylor Trammell	2016
Francesco Trasacco	1984
Nick Travieso	2019
Mitch Trees	2015-17
Matt Trepkowski	2003
Robert Tripp	1950
Alvin Trosin	1953
Louie Trujillo	1982
Joseph Tufteland	1949
Joe Turek	1987
Jake Turnbull	2017-18
Billy Turner	1969
Justin Turner	2006
Daniel Tuttle	2010
Brad Tweedlie	1993
—U—	
Bob Umdenstock	1977
Jeff Urgelles	2003
Damian Ursin	2003, '05
John Urzi	1972
—V—	
Chris Valaika	2006
Jose Valdez	1979
Luis Valera	2002
Philippe Valiquette	2005, '07
Humberto Valor	2013
Caleb Van Blake	2019
Dutch Van Burkleo	1952
Hector Vargas	2015-16

Noochie Varner	2000-01
Seth Varner	2014
Chris Vasquez	1990
Clint Vaughn	1998
Jason Vavao	2002
Camilo Vazquez	2003-04
Roberto Vea	1957
Jason Vecchio	2005
Noel Velez	1990
Tad Venger	1977
Michael Ventress	1977
Josciel Veras	2014, '16
Danny Vicioso	2011
Lou Vickery	1959-60
David Vidal	2010
Eski Viltz	1978
Zach Vincej	2012
Mike Vincent	1985
Gaylon Viney	2021
Richard Vingle	1963
LeRoy Vinyard	1952, '56
Domingo Vivas	1991
Steve Vondran	1989
Joey Votto	2003
—W—	
Corey Wachman	2002-03
Robbie Wachman	2005
Don Wakamatsu	1985
Jamie Walczak	2009-10
Kyle Waldrop	2011
Dick Walega	1956
Bernie Walker	1987
Broderick Walker	1980
Fred Walker	1959
Justin Walker	2009
Tony Walker	1977
Frederick Wall	1961
Raul Wallace	2017
Raul Wallace	2018
Reggie Waller	1975
Rowe Wallerstein	1948-49
Jacob Wallis	1998-99
Loyd Wallis	1955
Randy Walraven	1974
Mal Walton	1955
Stan Walton	1969
Nicholas Wandless	2007
Corey Ward	1999-00
Brandon Waring	2007
Frederick Warren	1975
Ty Washington	2013-14
Pat Watkins	1993
Tim Watkins	1985
Tom Watkins	1974
Pete Watson	1962
Sean Watson	2006
Thomas Watson	1953
George Watts	1956
Alex Webb	2016
Travis Webb	2006
Jon Weber	1999
George Weicker	1975
Marc Weiss	1994-95
Zack Weiss	2013
Alfred Welch	1976
Chris Wells	1977-78

Mark Wells	2003
Sam Wells	2021
Eric Welsh	1997
Ronnie Wenrich	1986
Lenny Wentz	1990
Tom Wesley	1980
David Wheeler	1990
Bob White	1957
Christopher White	2006
Frank White	1950
Zeek White	2017-18
Johnny Whitesides	1997
Floyd Wicker	1961-62
Jordan Wideman	2008
Trey Wilburn	1989-91
Ralph Wilcox	1954
Jerry Wild	1962
Byron Wiley	2008
Jacob Wiley	2009
MO Wiley	2012-13
Steven Wilkerson	1993
Wayne Wilkerson	1992
Ronnie Wilkins	1956
Darryl Wilks	1982
Jonathan Willems	2018-19
Dwayne Williams	1986
Galen Williams	1958
Gary Williams	1973
Harry Williams	1953
J.D. Williams	2017
Jose Williams	2014
Marvin Williams	1951
Roger Williams	1970
Bret Williamson	1986
Chris Williamson	2000-01
Gordon Williamson	1949
Scott Williamson	1997
Ron Willis	1962-63
Scott Willis	1985
Bill Wilsman	1950
Brian Wilson	1994-95
David Wilson	1948
David Wilson	1981
David Wilson	2005
Ray Wilson	1960
Todd Wilson	1990
Tom Wilson	1986
Jesse Winker	2012
Jason Winkler	2006
Dewayne Wise	1997
Leonard Wisneski	1953
Shane Witzel	1993
Scott Wixson	1977
Dick Wodka	1960
Jim Wohlford	1970
Marti Wolever	1976
William Wolfe	1949-50
Daniel Wolford	2010
Garrett Wolforth	2019
Harold Wood	1960
Travis Wood	2005
Randy Woodrum	1998
Abe Woody	2005
Max Wotell	2016-17
Taylor Wrenn	2012
C.J. Wright	2016

Charlie Wright	1948
Daniel Wright	2013
Ryan Wright	2011
Scott Wright	1995
Chuck Wyatt	1991
Gary Wyche	1963
Jake Wyrick	2018
—X—	
None	
—Y—	
Eric Yang	2019
John Yelovic	1948
Edwin Yon	2019
Delwyn Young	1981
Don Young	1963
Douglas Young	1958
Ray Young	1956
Terrell Young	2006
—Z—	
Phillip Zahn	1969
Rich Zastoupil	1991
Joe Zdeb	1971
Dan Zeffiro	2007-08
Donald Zeski	1951
Chad Ziemendorf	2003-04
Eugene Zimmerlink	1956
Zane Zurbrugg	2021
Bryan Zwemke	1996

2,041 Players

Roster updated through end of 2021 season

Note: Data is incomplete for 1948, 1950-54, and 1956 seasons. Some players who appeared in a limited number of games in those seasons may be omitted