

Your Home. Your Car. Your Team.

Your local State Farm[®] agent and their team can help protect your home and car like only they know how. Talk to an agent today.

State Farm Mutual Automobile Insurance Company
State Farm Fire and Casualty Company
Bloomington, IL



2021-22 ATLANTA HAWKS MEDIA GUIDE



MEDIA GUIDE
2021-22

 **State Farm** ARENA



CHICKEN + BASKETBALL

Chick-fil-A® Atlanta is a proud partner of the Atlanta Hawks



Chick-fil-A®, Chick-fil-A Stylized®, and The Chick-fil-A Cows® are registered trademarks of CFA Properties, Inc. All trademarks shown are the property of their respective owners.



HAWKS.COM

ATLANTA HAWKS

Ownership6
Executive Management.....7

FRONT OFFICE

Steve Koonin8
Travis Schlenk9
Landy Fields.....10
Rod Higgins.....10
Michelle Leftwich10
Dan Martinez.....11
Derek Pierce.....11
Dominique Wilkins11
Basketball Operations13
Nate McMillan16
Coaching Staff17
Basketball Operations.....20
Community Development21

PLAYERS

Hawks Roster27
Bogdan Bogdanovic.....28
Clint Capela.....30
John Collins.....32
Sharife Cooper.....34
Gorgui Dieng.....36
Danilo Gallinari.....38
Solomon Hill40
Kevin Huerter.....42
De'Andre Hunter.....44
Jalen Johnson46
Skylar Mays.....48
Onyeka Okongwu50
Cam Reddish52
Lou Williams.....54
Delon Wright.....56
Trae Young.....58

2020-21 REVIEW

Summary62
Final Statistics63
High Games64
Game By Game Results66
Quarter By Quarter Results ...68
Hawks Team Stats70
Opp. Team Stats72
Miscellaneous Numbers74

RECORDS

Hawks Yearly Leaders80
Hawks Individual Records ...88
Hawks Team Records90
All Time Career Leaders92
All Time Season Leaders94

RECORDS CONT.

Ind. Opp. Single Game
Records97
Team Opp. Single
Game Records99
State Farm Arena Records .101
Atl./Opp. Highs & Lows104
Hawks All-Time Records105
Opp. All-Time Records106
NBA Stat Leaders107
Starting Lineups108
Sundry Hawks Records109
The Last Time110

HISTORY

Yearly W-L Results112
Hawks Coaching Records ...113
Yearly Results114
1968-21 Transactions167
1968-21 Offensive Stats180
1968-21 Defensive Stats ...181
1977-21 Attendance182
Misc. Records184
Overtime188
1968-21 Draft Choices190
All-Time Roster192
All-Time Uniform Numbers ...205
History of the Hawks206
Retired Numbers215
Individual Honors216
Weekly/Monthly Honors217
Collier Trophy218

PLAYOFFS

All-Time Playoff Results220
2021 Playoff Results223
Hawks Playoff Highs224
Hawks Individual Records ...225
Hawks Team Records226
Opp. Individual Records228
Opp. Team Records229
Yearly Stats231

NBA

NBA Directory242
NBA G League Directory242
College Park Skyhawks243
Final NBA G League
Standings245
NBA 2K League.....246
2021 NBA Award Winners ...247
Final NBA Standings248

NBA CONT.

Final NBA Stats249
2021 NBA Draft254
Past NBA Champions255
All-Time Award Winners256
All-Time NBA Leaders257

OPPONENTS

Team by Team262
Hawks All-Time vs. Opp.291

MEDIA

Media Information294
Hawks Radio / TV297

STATE FARM ARENA

General Information300
Seating Chart301
Service Level Map302
Court Dimensions303
State Farm Arena Firsts304
2020-21 Hawks Schedule ..305

PRODUCTION NOTES

Exec. Editor: Garin Narain
Editor: Jon Steinberg
Photography: Scott Cunningham
NBAE / Getty Images
Hawks Photo Files
Design: Cliff Lummus

© 2021 Atlanta Hawks. All NBA and team insignia depicted in this publication are the property of NBA Properties, Inc. and the respective teams of the NBA and may not be reproduced for commercial purposes without the prior written consent of NBA Properties, Inc. The information contained in this publication was compiled by the Atlanta Hawks and is provided as a courtesy to our fans and the press and may be used only for personal or editorial purposes. Any commercial use of this information is prohibited without the prior written consent of the Atlanta Hawks.



TABLE OF CONTENTS

2021-22 ATLANTA HAWKS MEDIA GUIDE

STAFF DIRECTORY

Atlanta Hawks
Centennial Tower
101 Marietta St. NW, Suite 1900
Atlanta, Georgia 30303

Administration: (404) 878-3800
Sales: 1-866-715-1500
Administration Fax Number: (404) 878-3836
Media Relations Fax Number: (404) 878-3590

ATLANTA HAWKS

OWNERSHIP

Principal Owner & Chair of the Board of Directors.....Tony Ressler
Vice Chair of the Board.....Grant Hill

EXECUTIVE MANAGEMENT

Chief Executive Officer,
Atlanta Hawks and State Farm Arena.....Steve Koonin
Executive Vice President &
Chief Marketing Officer.....Joel Browning
Senior Vice President of Ticket Sales & Service.....Kyle Brunson
Senior Vice President of
Corporate Partnerships & Premium Sales.....Michael Drake
Executive Vice President of External and Governmental Affairs &
Executive Director, Atlanta Hawks Foundation.....David Lee
Chief People, Diversity & Inclusion Officer.....Carnye Mackey
Senior Vice President of Public Relations.....Garin Narain
Executive Vice President &
Chief Marketing Officer.....Melissa Proctor
Executive Vice President &
Chief Revenue Officer.....Andrew Saltzman
Executive Vice President &
General Manager, State Farm Arena.....Brett Stefansson
Executive Vice President &
Chief Legal Officer.....Scott Wilkinson

BASKETBALL OPERATIONS

President of Basketball Operations
and General Manager.....Travis Schlenk
Assistant General Manager.....Landry Fields
Vice President of Basketball Operations.....Rod Higgins
Vice President, Salary Cap Administration.....Michelle Leftwich
Vice President, Team Operations.....Dan Martinez
Vice President of Player Personnel.....Derek Pierce
Senior Director of Player Personnel.....Dotun Akinwale
Director of Player Engagement.....Ericka Hill
Senior Director, Basketball Strategy and Analytics.....Dwight Lutz
Director of Player Personnel.....Mike McNeive
Senior Advisor.....Larry Riley
Senior Manager of Basketball Operations.....Daniel Starkman
Director of Business & Basketball Operations.....Nick Ressler
Director of Player Personnel.....John Treloar
Director of Team Operations.....Zac Walsh
Pro Player Personnel Scout.....Stephen Giles
Senior Data Scientist,
Basketball Strategy and Analytics.....Maksim Horowitz
Assistant Equipment Manager.....Tim Wilson
Player Engagement Coordinator.....Kira Tillinghast
Coordinator, Cap Strategy and Administration.....Ryan Silverstein
International Scout.....Kosta Jankov
.....Danko Miholic
Advance Scout.....Jim Sleeper
Director of Team Security.....Vince Velazquez
Team Security.....Lakea Gaither
.....Robert McGhee
.....Randall Williams
Manager, Facility Maintenance.....Marvin Rogers
Coordinator, Facilities.....Claudell Henderson

HAWKS COACHING STAFF

Head Coach.....Nate McMillan
Assistant Coaches.....Chris Jent
.....Joe Prunty
.....Janelle McMillan
.....Matt Hill
.....Nick Van Exel
Coaching Assistant.....Dipesh Mistry
Head Video Coordinator.....Tim Dather
Player Development Coach.....Paul Jespersen
Head Video Coordinator.....Tim Dather
Assistant Video Coordinator.....Cam Baskerville
Assistant, Video.....O'Neill Holder
.....Ralik Wise

ATHLETIC PERFORMANCE TEAM

Director of Sports Medicine and Athletic Performance.....Marty Lauzon
Head Athletic Trainer.....Scottie Parker
Head Strength and Conditioning Coach.....Michael Iir
Assistant Athletic Trainer.....John Duse
Assistant Athletic Trainer.....Justin Howell
Assistant Athletic Trainer.....Taka Uchida
Performance Assistant.....Ty Terrell

STAFF: ATLANTA HAWKS, COLLEGE PARK SKYHAWKS, HAWKS TALON GC, STATE FARM ARENA

Wesley Acuff.....Director, E-Sports
Tom Adams.....Consultant, New Membership Sales
Jonathan Adler.....Sr. Director, Club & New Membership
Courtney Alexander.....Assistant Coach, College Park Skyhawks
Narcis Alikhani.....Sr. Director, Marketing
Travis Alston.....Sales Manager, College Park Skyhawks
Micheline Amisi.....Project Manager
Erin Anastasi.....Sr. Director, Partnership Development
Marcella Archambault.....Manager - Partnership Activation
Sofia Armenakian.....Director, Operations and Sustainability
Liam Aronoff.....Consultant - Membership Service
Jacob Artis.....Supervisor, Security
Silvia Ascencio.....Uniform Manager
Stuart Ascher.....Specialist, 24/7 Software
Taylor Ashford.....Coordinator, Corporate Social Responsibility - Skyhawks & Talon GC
Jonathan Babul.....VP - Basketball Development
Samantha Baker.....Coordinator - Event Booking
Melvin Banks.....Specialist, Live Events
James Barber.....Consultant, New Membership
Lindsay Barnette.....Director, Social Media
Marc Baron.....Senior System Administrator
Christian Beaudin.....Manager - Sr/Corporate Partnerships
Stacey Belding.....VP, Owner and Specialty Services
Leah Benton.....Manager, Hawks Shop
Rakeem Bess.....Overnight Security Officer - Practice Facility
David Bohn.....Coordinator - Corporate Partnerships
Annabelle Bower.....Manager, Arena Marketing
William Bowman.....Conversions Technician II
Kadejah Boykins.....Building Security Officer
Dominique Bozeman.....Coordinator, Corporate Partnerships
Nick Bray.....G League Equipment Manager
Jaz Breathett.....Producer/Editor, Hawks Studio
Mary Breaux.....Legal Services Director
Keith Brennan.....Manager, Suite Sales
Jordan Brooks.....Coordinator - Partnership Marketing
Ben Brown.....Sr. Director, Premium Sales
Jean Luc Brown.....Consultant - Membership Service
Tyler Brummett.....Manager - Suite Sales & Service
Theron Buchanan.....Specialist - IT Support
Joseph Buda.....Sr. Consultant, Premium Membership Services
Matthew Bunting.....SVP & Executive Director of Hawks Studios

STAFF DIRECTORY

Andy Burke.....Specialist - Security
Kevin Burke.....Manager, Premium Club Sales
Ronald Burrell.....Assistant Coach, College Park Skyhawks
James Burrows.....HVAC II
Brandi Burton.....Sr. Director - Event Strategy & Experience
Anthony Burts.....Painter I
Da'Sean Butler.....Assistant Coach, College Park Skyhawks
Nikia Bynum-Whitaker.....Director - Event Strategy & Experience
Robert Calia.....Director, Live Production
Markie Campbell.....Director, Revenue Operations
Que Campbell.....Senior Conversions Lead
Omar Campistrano.....Conversions Technician II
Ellie Cape.....Consultant, New Membership
Gilda Carlisle.....Director - Ticket Operations
Matthew Carrillo.....Manager, Premium Club Sales
Andrea Carter.....VP - Corporate Social Responsibility
Devan Carter.....Manager, Retail Design & eCommerce
Michaela Carter.....Sr. Coordinator, Digital Marketing
Tytyn Castellanos.....Sr. Manager, Guest Experience Strategy
Allie Chinsky.....Senior Legal Counsel
Breanna Chisolm.....Coordinator, People & Culture
Jen Choi.....Director, DEI Impact & Innovation
Elli Cikovic.....Consultant, New Membership
Rita Cobb.....Sr. Director, Event Booking
Malik Cochran.....Coordinator - Building Operations
Haley Coleman.....Sr. Coordinator, Partnership Activation
Shina Coley.....Director, Accounting
Sara Coliano.....Consultant, New Membership
Ryan Collier.....Manager, Group Experience
David Collier.....Manager - IPTV
Kyle Conway.....Manager, Conversions Operations
Ty Conyers.....G League Manager - Basketball Operations
Brandon Coogler.....Sr. Account Executive, College Park Skyhawks
Caren Cook.....Deputy General Counsel, Legal and Business Affairs
Vincent Cooper.....Electrician II
Latasia Crawford.....Building Security Officer
Escutilla Crumbley.....Manager, Marketing and Community Programs
Mara Cunningham.....Manager, Community Basketball Programs
Shantell Daniel.....Manager, Guest Experience Operations
Nick Darby.....Technical Project/Deployment Manager
Tim Dather.....Head Video Coordinator/Player Development
Myers Dean.....Director, Club & New Membership Sales
LaTonya DeBruce.....Specialist, People Recruiter and Onboarding
Claudia DeCasseres.....Coordinator - Sr/Suite Service
Lovett Dent.....Security Officer - Practice Facility
Megan Diemert.....Senior Staff Accountant
Madi Dolan.....Coordinator, Marketing
Jelani Downing.....Manager - Hawks Public Relations
Emily Drexler.....Director - Security
Scott Dumais.....Director, Retail Operations
Samuel Dunn.....Lead General Maintenance
Sylvester Dunn.....Overnight Security Supervisor
Katie DuPre'.....Manager, Social Strategy
Bryan Durrette.....Manager, Sustainability
Walker Eaton.....Manager, Suite Sales
Kyle Edwards.....Building Security Officer
David Elgin.....SVP, Analytics
Wes Ellison.....HVAC I
Jermeka Evans.....Building Security Officer
Jennifer Faires.....Director, Partnership Activation - Beverage Partnerships
Joshua Feagan.....Manager, Accounting
Thomas Feazell III.....EVP - Arena Programming
Annie Fentgen.....Sr. Coordinator - Digital Content
Loren Foster.....Consultant - Membership Service
David Frank.....Manager, Game Operations
Donni Frazier.....Director - Entertainment
Chelsea Gandy Cromer.....Manager - Sr/Suite Sales
Steve Gansey.....Head Coach - College Park Skyhawks
David Garcia.....Senior Vice President, Experience & Innovation
Cory Garneau.....Manager - Membership Service
Levi Gehman.....Account Executive, College Park Skyhawks
Kelly German.....Head Athletic Trainer - College Park Skyhawks
Bryan Gibson.....Coordinator, Ticket Sales
Evan Gilles.....Manager, Suite Sales
Sydney Glassberg.....Account Executive, College Park Skyhawks
Kevin Gober.....Sr. Director, Arena Employee Experience and L&D
Jeffrey Goddard.....Manager, Maintenance

Luke Gomez.....Graphic Designer
Deirdre Gordon.....Manager - Safety & Security
Charles Gore.....Vice President, Information Technology
Brian Graham.....Manager - Events
Brian Graham.....Director, Ticket Sales Operations
Bryonna Graham.....Manager - Suite Sales & Service
James Greigore.....Director, Engineering
Fedra Grogan.....Building Security Officer
Sasha Gwin.....Manager, Arena Programming
Jon Halseth.....Manager - IT
Brad Hamacher.....Vice President, Membership Services
Emily Hanover.....Manager, Group Experience
Courtland Harden.....Technician, Building Operations
Mike Harney.....Technical Services Lead
Mike Harris.....Building Maintenance Technician III
Beck Hartmann.....Director - Analytics & CRM
Stefanie Heard.....Supervisor, Security
Joy Heller.....Massage Therapist
Karl Henderson.....Conversions Technician II
Natalie Hendricks.....Director of Content, Hawks Studios
Andre Hickman.....Director, Live Programming
Joan Hicks.....Coordinator - Sr/Box Office
Marie Hill.....Supervisor - Security
Matthew Hill.....Coordinator - Fan Experience & Events
Chris Holdsworth.....Vice President - Program Management
Steve Holman.....Announcer - HK Radio/CI Anst
Katie Honigford.....Manager, Suite Sales
Dolwhin Hooks.....HVAC III
Maksim Horowitz.....Sr. Manager, Group Sales
Chase Hudson.....Sr. Manager, Group Sales
Michael Hughes.....Specialist, Talent Development & Learning
Albert Hunter.....Building Security Officer
Dustin Inouye.....Coordinator, Ticket Operations & Premium Seats
Christopher Jacobs.....Director, Hawks Basketball Academy
Jakub Jaroszewicz.....Director, Ticket Operations
QueVen Jenkins.....Overnight Security Officer
Alexander Johnson.....Sr. Consultant, Premium Membership Programs
Lester Jones.....SVP, Financial Planning and Analysis
Noell Jones.....Manager, Guest Experience Operations
Shawn Jones.....Conversions Technician II
Wayne Kennedy.....Manager, People & Culture
Jasmine King.....Coordinator, Event Strategy and Experience
Jennifer Kinsey.....Manager - Premium Seats and Ticket Operations
Drew Klier.....Director, Revenue Analytics
David Konerman.....Consultant - Membership Service
Janice Koon.....Vice President, G League and 2K Operations
Paul Kvidt.....Director, Ticket Operations
Philip Kvidt.....Director, Ticket Operations
Emily Lado.....Coordinator, Accounting
Aaron Lane.....Sr. Director, Revenue and Marketing Enablement
Kate Lanier.....Manager, Revenue Marketing
Natasia Larry.....Sr. Consultant - Group Experiences
Marty Lauzon.....Director of Athletic Performance & Sports Medicine
Shenorr Lawson.....HVAC II
Rob Laycock.....Senior Vice President, Marketing
Betty Lesaine.....Building Security Officer
Orlando Lewis.....Manager - Ticket Sales
Caesar Lopez.....Electrician I
Jordan Lorino.....Sr. Coordinator, Partnership Activation
Anthony Lovett.....Conversions Technician II
Cliff Lummas.....Senior Graphic Designer
Dajanae Lyles.....Staff Accountant, Accounts Payable and Accounts Receivable
Seneca Mallory.....Electrician II
Trenisha Manningham.....Building Security Officer
Natalie Martinez.....Sr. Coordinator, Brand Marketing
Emily McArthur.....Manager, Ticket Operations
Matthew McClain.....Director, Event Operations
Lauren McCullough.....Coordinator, Arena Operations
Keith McGillberry.....Overnight Security Officer
Terrance McLeilan.....Strength Coach - College Park Skyhawks
Michael McLendon.....Manager - Corporate Partnerships
Brett McNeill.....Coordinator, Game Operations
Jacob Miller.....Consultant - Membership Service
Tor Miller.....General Manager - Skyhawks
Aman Miller.....Director, Partnership Activation
William Mitchell.....Chief Engineer



FRONT OFFICE

STAFF DIRECTORY

Eric Morgan Sr. Manager, Event Operations
 Alexander Myrick Consultant - Group Membership
 Aemoni Nelson Manager - Products & Associate Buyer
 Matty Novick Assistant, Ticket Sales
 Devin Nowacki Consultant, New Membership Sales
 David Nuckolls Manager, Premium Club Seats
 Sam O'Bobatunde Manager, Premium Club Sales
 Brittany Obi-Tabot Senior Consultant, Group Experiences
 Joe Oliver Analyst, Sales & Financial Reporting
 Tonya ONeal Safety & Security Specialist
 Emily Onorato Coordinator, Partnership Activation
 Chris Ottersen Manager - Sr/Financial Planning & Analysis
 Zeno Padinjattakara Motion Graphics Designer - Fan Experience
 Rusty Parker Director - Research & Insights
 James Parrish Building Security Officer
 Arpan Patel Director, Premium & Suite Services
 Mark Patterson Overnight Security Officer
 Daniel Pattilo Audio Visual Manager
 Veronica Paul Manager, Entertainment
 Curtis Phelps Painter II
 Amy Phuong VP - Government Relations
 Eric Platte VP, Corporate Partnership Sales
 Jacob Porter Assistant Coach, College Park Skyhawks
 Emily Powell Manager - Corp Partner Activat
 Jennifer Pryor Vice President, Accounting
 Bob Rathbun TV Announcer
 Fredrick Ravenell Sr. Director, Guest Experience Operations
 Deirdre Ray Manager - Payroll
 Arman Rehmann Coordinator, Social Media
 Tyler Reimer Manager, Security Operations & Parking
 Ashley Rentz Consultant, New Membership Sales
 Jordan Reticker Analyst - Business
 Renaldo Richardson Building Security Officer
 Rodney Richardson Senior Manager, Operations
 Andrea Rivera Director, People Communications, Programs, and Services
 Eddie Rivera Coordinator - Conversion Operations
 Andy Roberts Lead Electrician
 Jacqueline Rodriguez Reyes Consultant, New Membership Sales
 Alexis Roe Sr. Manager, DEI Programs
 Marvin Rogers Manager - Facility Maintenance
 Talvin Rome Security Officer - Practice Facility
 Kendall Rose Consultant - Membership Service
 William Ross Security Officer - Practice Facility
 Jo-Ei Rowell Senior Technology Support Specialist
 Justin Rypel Consultant - Group Experiences
 KK Salmansen Sr. Manager, Brand Experience and Activation
 Babatunde Sanusi Assistant Warehouse Manager
 Stanley Savage Director - Parking and Traffic Management
 Travis Schlenk General Manager - Hawks
 Matt Schwartz Consultant, New Membership
 Jerome Schwich Coordinator, Affiliates PR
 Dequon Scott Technician, Building Operations
 Letitia Scott Coordinator, People Services
 Gianna Seeney Project Manager
 Amy Serino Senior Vice President, Brand Merchandising
 Matt Shafer Director, Video Operations and Broadcast Engineering
 Erika Shaw Manager, Premium Activation
 Nick Sherrrod Consultant - Membership Service
 Melissa Silberman Director, Partnership & Community Activation
 Macey Skelton Production Designer
 Anne Smith Senior Executive Assistant to the CEO
 Janet Smith Vice President, Entertainment Industry Relations
 Kaitlyn Smith LED Programming Coordinator
 Renee Smith Manager - Partnership Activation
 Frederick Sovemimo Senior Accountant
 Brionne Spearman Security Officer - Practice Facility
 Angela Spence Sr. Director, Group Sales & CPSH Sales
 Stuart Spiers Manager - Suite Sales & Service
 Kara Spierito Producer/Editor
 Jamie Sprowl Coordinator, Retail
 Rachael Starr Manager, Ticket Sales
 Daniel Stegall Sr. Consultant, Premium Membership Services
 Jonathan Steinberg Vice President, Hawks PR
 Quinton Stephens Specialist, Basketball Programs
 William Stephens Vice President, Premium & Suite Services

Ta'Shae Sterling Sr. Coordinator, Guest Engagement
 Molly Stewart Coordinator, People Communications & Programs
 Geoffrey Stiles Senior Vice President, Facilities and Events
 Cedric Stimpflich People Technology Manager & Operations Partner
 Raymond Stocker Manager, Accounting
 Joseph Storelli Coordinator, Ticket Sales
 Max Strauss Director, Brand Communications
 Terry Strickland Painter II
 Levern Taylor HVAC III
 Jeff Teague Scout
 Novella Terry Building Security Officer
 Wilbert Thomas Manager, Event Safety & Security
 Roni Thompson Consultant - Premium Membership Service
 Chris Thorkilsen Coordinator, Partnership Activation
 Hal Tift Sr. Manager - Digital Marketing
 Dina Trimmer Senior Graphic Designer
 Caitlyn Tu Manager - Sr/Suite Sales
 Earlyn Turner Accountant - Staff
 George Turner Senior Vice President, Safety & Security
 William Utley Lead HVAC
 Henry Van Gorp Analyst, Guest Experience and Innovation
 Robert Vine Plumber
 Anthony Walls Plumber
 Jarvis Ward Account Executive, College Park Skyhawks
 Marcus Wasdin Chief Information Officer
 Travis Watkins Manager - Ticket Operations
 Amanda Watson Manager, Event Operations
 Andre Watson Manager - Safety & Security
 Henry Watson BMT II
 Kiy Watts Vice President, People and Culture
 Katie Weber Manager, Hawks Studios
 James Westbrook Building Security Officer
 Tim Whang Director - Sr/Partnership Marketing
 Brandon Whitaker Coordinator - Accounts Payable
 Gregory White Technician, Building Operations
 Jaime White Consultant, Group Experience Sales
 Matthew Wilkes BMT II
 Dominique Wilkins VP - Basketball
 Tanisha Wilkins Coordinator - External Affairs
 Maria Williams Sr. Coordinator, Hawks Studios
 Danny Womack Building Security Officer
 Julia Wu Manager - Sr/Payroll & Benefits
 Hunter Yarbro Consultant, New Membership Sales
 Leo Yerashunas Manager - Sr/Corporate Partnerships
 Jennifer Young Vice President, Partnership Strategy and Development
 Steven Zagoria Specialist, Guest Experience Operations
 Kyle Zamirara Manager, Warehouse
 Shirley Zhang VP, Brand Creative
 Shaun Zinda Senior, Motion Graphics Designer/Editor



TONY RESSLER - PRINCIPAL OWNER & GOVERNOR OF THE BOARD OF DIRECTORS



Tony Ressler led the group that acquired the Atlanta Hawks in June 2015, and he now serves as Principal Owner and Governor. He also serves as a Senior Advisor to the Hawks Foundation, and in October 2020, he was named as one of eight inaugural members of the NBA Foundation.

Ressler is Co-Founder and Executive Chairman of Ares Management Corporation, a publicly traded, leading global alternative asset management firm with assets under management of approximately \$179 billion as of September 30, 2020. Ares operates investment groups that invest in credit, private equity, real estate and strategic initiatives. Ares has more than 1,400 employees with offices in Atlanta in addition to its headquarters in Los Angeles and 23 other offices across North America, Europe, and Asia Pacific.

In Atlanta, the Hawks Foundation, along with the Ressler Gertz Family Foundation, continues to make a meaningful impact on the community. Among the programs that Ressler and the Hawks are directly involved in are efforts to enhance K-12 education, black economic empowerment, and the Hawks' longstanding program of building bridges through basketball. In 2020, the Ressler Gertz Family Foundation committed to a multi-year, multi-million-dollar grant to the Russell Center for Innovation and Entrepreneurship—the largest center in the U.S. providing business plan development, mentoring, access to markets and capital and networking opportunities to Black entrepreneurs.

In the not-for-profit sector, Ressler serves as Co-Chair of the Board of Trustees of the Los Angeles County Museum of Art (LACMA), a member of the Board of Directors of the Cedars-Sinai Medical Center, and one of the founding members of the Board and Finance Co-Chair of the Painted Turtle Camp (affiliated with Paul Newman's Hole in the Wall Association), which provide camping opportunities for children affected by chronic and life-threatening illnesses and their families. He was previously a member of the Board of Trustees of Georgetown University.

In the public education sector, Ressler is a Founder of the Alliance for College Ready Public Schools. Since 2004, the Alliance has grown to 28 free, public middle and high schools serving approximately 13,000 students from the poorest communities with historically underperforming schools within the Los Angeles Unified School District resulting in 95% of its graduates being accepted to college.

Ressler received his B.S.F.S. from Georgetown University's School of Foreign Service and received his MBA from Columbia University's Graduate School of Business.

Tony and his wife, actress Jami Gertz, have three sons—Oliver, Nicholas, and Theo.

EXECUTIVE MANAGEMENT



STEVE KOONIN
CHIEF EXECUTIVE OFFICER



JOEL BROWNING
EXECUTIVE VICE PRESIDENT
AND CHIEF FINANCIAL OFFICER



KYLE BRUNSON
SENIOR VICE PRESIDENT OF
TICKET SALES AND SERVICE



MICHAEL DRAKE
SENIOR VICE PRESIDENT OF
CORPORATE PARTNERSHIPS &
PREMIUM SALES



DAVID LEE
EXECUTIVE VICE PRESIDENT,
EXTERNAL AND GOVERNMENTAL
AFFAIRS & EXECUTIVE DIRECTOR,
ATLANTA HAWKS FOUNDATION



CAMYE MACKEY
CHIEF PEOPLE, DIVERSITY
& INCLUSION OFFICER



GARIN NARAIN
SENIOR VICE PRESIDENT
OF PUBLIC RELATIONS



MELISSA PROCTOR
EXECUTIVE VICE PRESIDENT
AND CHIEF MARKETING
OFFICER



ANDREW SALTZMAN
EXECUTIVE VICE PRESIDENT
AND CHIEF REVENUE OFFICER



BRETT STEFANSSON
EXECUTIVE VICE PRESIDENT
AND GENERAL MANAGER,
STATE FARM ARENA



SCOTT WILKINSON
EXECUTIVE VICE PRESIDENT
AND CHIEF LEGAL OFFICER



HAWKS MANAGEMENT

STEVE KOONIN - CHIEF EXECUTIVE OFFICER, ATLANTA HAWKS & STATE FARM ARENA



As a life-long Atlantan who has led three brands synonymous with the city, Steve Koonin was named CEO of the Atlanta Hawks & State Farm Arena in April 2014. In his role, Koonin oversees all business, financial and strategic operations. In August 2020, Koonin was presented the Lifetime Achievement Award from the Atlanta Sports Council.

Under Koonin's leadership, the Hawks have transformed their brand, building and presence in Atlanta. The recently renovated State Farm Arena has been ranked first in the NBA for "Overall Game Experience" as well as being named by Pollstar as the "Best New Concert Venue in the United States". Additionally, during Koonin's tenure, the Atlanta Hawks have used innovation and strategic partnerships to "Build Bridges through Basketball" and reimagine the Atlanta Hawks Foundation, which has forged authentic and meaningful relationships with Atlanta communities and provided for the underserved in their greatest times of need. He provided the vision and has spearheaded the transformation of the award-winning State Farm Arena to become Georgia's largest-ever polling location, becoming the first team in professional sports to convert their venue into a polling precinct for the 2020 General Election. Additionally, during the COVID-19 pandemic, Koonin led the organization through a partnership with Goodr, Inc. which provided more than 277,000 meals to Metro Atlantans.

In 2015, the Hawks also fulfilled their pledge to build 25 state-of-the-art basketball courts in five years in disadvantaged communities. By the end of 2019, the Hawks created 28 courts which provided more than 250,000 area youth access to the sport of basketball in a safe and fun way.

The team has continued to grow their fanbase and appeal to the next generation of Hawks fans. The Hawks became the first franchise in the city to own an esports team, entering the NBA 2K League with Hawks Talon GC in 2018 and in 2019 the College Park Skyhawks, an NBA G League franchise, made their debut, playing their games on the southside of Atlanta at the Gateway Center @ College Park.

Koonin, a longtime entertainment and marketing veteran, joined the Hawks after spending the previous 14 years with Turner Entertainment Networks, most recently serving as the division's president. Prior to his stint at Turner, Koonin helmed the marketing and worldwide advertising operations at The Coca-Cola Company, where he spent over a decade.

Koonin is a longtime entertainment and marketing veteran with marquee brands headquartered in Atlanta. Prior to joining the Hawks, Koonin spent 14 years with Turner Entertainment Networks and helmed the marketing and worldwide advertising operations at The Coca-Cola Company, where he spent over a decade. A lifelong resident of Atlanta, Koonin serves as the Chairman of the Board for the Georgia Aquarium, is on the boards of Rubicon and the Fox Theatre and is an Executive Committee Member of the Metro Atlanta Chamber of Commerce.

Among his many accomplishments, Koonin is a former recipient of SportsBusiness Journal Sports Executive of the Year, and has been named one of: The 100 Most Influential Atlantans by Atlanta Business Chronicle; Atlanta Magazine's Most Powerful People Shaping Atlanta; Entertainment Weekly's Smartest People in Television; and was selected for The Power List by TV Guide.

HAWKS MANAGEMENT

TRAVIS SCHLENK - PRESIDENT OF BASKETBALL OPERATIONS AND GENERAL MANAGER



As the Hawks' president of basketball operations and general manager, Travis Schlenk oversees Atlanta's Basketball Operations department. He originally joined the franchise as general manager and head of basketball operations on May 25, 2017 before being elevated to his current position on August 19, 2019.

Since his arrival in Atlanta, Schlenk has worked to reshape the team's roster which now includes a young core of first round selections from his five drafts at the helm, led by Trae Young (fifth overall pick in 2018 and Eastern Conference All-Star starter in 2020), John Collins (drafted 19th overall in 2017 and Second Team All-Rookie in 2017-18), Kevin Huerter (19th pick in 2018 and Second Team All-Rookie in 2018-19), De'Andre Hunter (fourth overall pick in 2019), Cam Reddish (drafted by Atlanta at No. 10 in 2019), Onyeka Okongwu (sixth overall pick in 2020) and Jalen Johnson (20th pick in 2021).

Beginning at the 2020 trade deadline, Schlenk focused on bolstering the young roster with a group of talented and proven veterans. In February 2020, Atlanta acquired young veteran center Clint Capela from Houston. Capela led the NBA in rebounding in 2020-21 and finished third in blocks per game. To continue Atlanta's transformation, in November 2020, Atlanta landed Bogdan Bogdanovic (via restricted free agency), Danilo Gallinari (via sign-and-trade) and Solomon Hill. At the 2021 trade deadline, the Hawks added three-time NBA Sixth Man of the Year Lou Williams.

Last season, after Schlenk elevated Nate McMillan to interim head coach on March 1, the Hawks proceeded to go 27-11 over the remainder of the regular season to claim the Southeast Division title and reached the Eastern Conference Finals for the second time in Atlanta franchise history. Following the season, Schlenk officially named McMillan as the team's permanent head coach on July 8, 2021.

Schlenk, a veteran of more than 20 years in the NBA, joined the Hawks after 13 seasons with the Golden State Warriors, including the final six as assistant general manager, where he assisted two-time NBA Executive of the Year Bob Myers in the management of all day-to-day basketball operations activities. He was previously the Warriors' director of player personnel for two years after five seasons as an assistant coach and video scout.

During Schlenk's time as part of Golden State's basketball leadership, the Warriors hired 2016 NBA Coach of the Year Steve Kerr as head coach, drafted two-time NBA Most Valuable Player Stephen Curry, two-time All-NBA selection Klay Thompson, three-time All-Defensive First Team pick and 2017 NBA Defensive Player of the Year Draymond Green and Harrison Barnes; acquired 2015 Finals MVP Andre Iguodala and Andrew Bogut via trade; and signed 2014 NBA MVP and 2017 and 2018 NBA Finals MVP Kevin Durant and Shaun Livingston.

Over his stint at Golden State, the Warriors reached three consecutive NBA Finals and won the championship in 2015 and 2017. Golden State compiled a record of 207-39 (.841) over that span, the best three-year run in NBA history, also becoming the first club to win 65-or-more games in three consecutive seasons.

He was a video coordinator for the Miami Heat from 1999-04 (where he worked alongside Hall-of-Famer Pat Riley, Stan Van Gundy and Erik Spoelstra), director of basketball operations at the University of Georgia in 1998-99 and part of the Orlando Magic's basketball operations staff in 1997-98, where he worked under Hall-of-Famer Chuck Daly.

Schlenk earned a Bachelor of Science degree in Health Management & Human Ecology from Bethel College in North Newton, Kansas, where he also played basketball. He owns a Masters of Education with an emphasis in Sports Administration from Wichita State University.

A native of Selden, Kansas, Schlenk and his wife, Sarah, have two daughters, Morgan and Charlotte, and a son, Will.



BASKETBALL OPERATIONS

LANDRY FIELDS - ASSISTANT GENERAL MANAGER



Named assistant general manager on October 2, 2020, Landry Fields is in his second season with the Hawks. He works in all areas of Basketball Operations with a specific focus on player relations, scouting and strategic planning.

Fields joined the Hawks after four seasons with the San Antonio Spurs. In 2019-20, he was named general manager of the Austin Spurs, San Antonio's G League franchise, after working three seasons as a college scout.

The 39th overall pick in the 2010 NBA Draft, he played in 255 games over five seasons with New York and Toronto, averaging 6.8 points, 4.3 rebounds and 1.6 assists in 23.6 minutes. He was named All-Rookie First Team in 2011 and participated in the Rising Stars Challenge during All-Star Weekend in his first two seasons.

Fields played four years at Stanford University, where he earned a degree in Communications. As a senior, he led the Pac-10 Conference in scoring (22.0) and rebounding (8.8) while earning USBWA All-District IX Team and First-Team NABC Division I All-District 20 honors in addition to being named the Pac-10 Scholar Athlete of the Year.

A Native of Long Beach, CA, Fields and his wife Elaine have two sons, JJ and Kai.

ROD HIGGINS - VICE PRESIDENT OF BASKETBALL OPERATIONS



In his fifth season with the Hawks and fourth as vice president of basketball operations is veteran NBA executive, coach and player Rod Higgins.

Higgins was an assistant coach in Golden State from 1994-2000 before joining the Washington Wizards as assistant general manager. He returned to the Warriors as general manager, then spent 2007-14 with the Charlotte Bobcats, finishing as president of basketball operations.

He played 13 NBA seasons with Chicago, Seattle, San Antonio, New Jersey, Golden State, Sacramento and Cleveland before retiring in 1994. Higgins was selected by the Bulls in the second round (31st overall) of the 1982 NBA Draft.

As a collegian, Higgins played four years at Fresno State University (1978-82), where he led the Bulldogs in scoring in each of his last three seasons and guided the team to two PCAA Championships. A First Team All-Conference selection as both a junior and senior, he earned Honorable Mention All-America honors from both the Associated Press and The Sporting News as a senior.

He and his wife, Concetta, have two sons, Rick and Cory. Rick is an assistant coach with the Houston Rockets, while Cory plays for FC Barcelona in Spain, where he was Spanish Cup MVP last season.

MICHELLE LEFTWICH - VICE PRESIDENT, SALARY CAP ADMINISTRATION



Michelle Leftwich is in her fifth season as the Hawks' vice president of salary cap administration. She assists and advises General Manager Travis Schlenk with all aspects of the NBA's salary cap and league rules, as well as player contract planning matters.

Leftwich joined the Hawks following 21 years at the NBA, including the final 10 as vice president and assistant general counsel, where she worked with Rick Buchanan, the NBA's general counsel, and Dan Rube, the league's deputy general counsel, on a variety of legal matters. Her broad duties at the NBA involved salary cap and player contract matters, collective bargaining with the players' union, player trade approvals and operation of the CBA's escrow and tax system.

Prior to joining the NBA in 1996, Leftwich worked for the New York law firm formerly known as Paul, Hastings, Janofsky & Walker. A native of Buffalo, NY, she received her Bachelors of Science degree in Accounting from Canisius College and her Juris Doctor from New York University School of Law.

BASKETBALL OPERATIONS

DAN MARTINEZ - VICE PRESIDENT OF TEAM OPERATIONS



In his 22nd NBA season and fifth with the Hawks, Dan Martinez is Atlanta's vice president of team operations. In this role, he works closely with all facets of the basketball operations department while overseeing both long-term and day-to-day aspects of the team's operations. Additionally, he serves as the primary liaison between the basketball and business sides of the Hawks organization.

Prior to joining the Hawks in 2017 as senior director of team operations, Martinez spent 17 seasons with the Golden State Warriors, where he most recently served as senior director of public relations. He began his career in professional sports with the San Francisco Giants, where he worked in media relations for four seasons.

A native of Petaluma, CA, Martinez graduated from the University of California, Davis. He and his wife, Corrine, have two sons, Dustin and Oliver.

DEREK PIERCE - VICE PRESIDENT OF PLAYER PERSONNEL



Derek Pierce is in his fifth season with the Hawks and third as vice president of player personnel. He served as general manager of the College Park Skyhawks, the team's G League affiliate, from 2018-20.

Before Pierce's time with Atlanta, he spent eight seasons with the Minnesota Timberwolves, serving as an advance, college and NBA personnel scout. Prior to working for the Timberwolves, Pierce spent three seasons as an advance scout for the Washington Wizards and two seasons as an advance scout for the Golden State Warriors. He also served as the Indiana Pacers' video coordinator for five seasons.

A native of Traverse City, MI, Pierce and his wife, Madeline, have two daughters, Alexandra and Helena. He holds a Bachelor's Degree in Finance from Michigan State and a Master's in Sports Administration from Florida State.

DOMINIQUE WILKINS - VICE PRESIDENT OF BASKETBALL AND SPECIAL ADVISOR TO THE CEO



The most celebrated player to ever put on a Hawks uniform and represented in front of State Farm Arena by an 18,500-pound bronze statue erected in March, 2015, Hall-of-Famer Dominique Wilkins is the Hawks' vice president of basketball and special advisor to the CEO. Wilkins works in various management functions within the organization's basketball and business areas, and as the team's analyst for the Hawks broadcasts on Bally Sports Southeast.

Wilkins is responsible for advising the senior management team on basketball-related issues and working as a strong voice in the community. The 6-8 forward, who concluded his NBA career with 26,668 points, is the 14th all-time leading scorer in league history and his 24.8 career scoring average is 14th on the all-time charts. Wilkins' 23,292 points with the Hawks are the franchise's best, and he ranks second in team history in steals (1,245), fourth in rebounds (6,119), seventh in blocked shots (588) and eighth in assists (2,321). One of league's true marquee players, his outstanding contributions on the court were recognized by the organization in January 2001 when he became the third player in club history to have his uniform number (No. 21) retired, joining Hawks legends Bob Pettit and Lou Hudson.

Familiar to area sports fans from his collegiate days at the University of Georgia, Wilkins entered the 1982 NBA Draft after his junior season with the Bulldogs. He ended his Georgia career as the school's all-time scoring leader with averages of 21.6 points to go along with his 7.5 rebounds. A three-time All-SEC performer who also took home the Most Valuable Player award from the 1981 Southeastern Conference tournament, he was selected with the third overall pick in the first round by the Utah Jazz.

Hawks officials valued his talents enough to send two players (John Drew and Freeman Williams) and cash to the Utah Jazz on September 2, 1982 for his draft rights, and Atlanta had its first superstar since Pete Maravich.

Instrumental in the team's success in the mid-to-late '80s, Wilkins electrified Atlanta sports fans as the club recorded 50-win seasons four straight times from 1985-86 to 1988-89.



ENSHRINED 2006

BASKETBALL OPERATIONS

DOMINIQUE WILKINS, CONT.

He averaged 29.1 points over that period, and in the 1988 All-Star Game he ripped the nets for 29 points in 30 minutes of action.

Wilkins led the Hawks to the playoffs in eight of his 12 seasons with the Hawks. His finest hour came during the 1988 postseason when Atlanta narrowly missed reaching the Eastern Conference Finals, as the Boston Celtics eked out a two-point victory in Game 7 of the conference semifinals. Wilkins averaged 31.2 points in 12 playoff contests that year, and having participated in 10 years of playoff competition, scored 25.4 points per game.

After missing only 18 of a possible 738 regular season games his first nine years, Wilkins suffered a season-ending tear of his Achilles tendon midway through the 1991-92 season. Wilkins responded the next season by scoring 29.9 points per game to finish second to Michael Jordan for the league scoring title.

He was a member of the NBA All-Rookie Team in 1983 and was named to seven All-NBA teams, nine consecutive all-star squads and was a two-time winner of the NBA Slam Dunk Championship (1985 and 1990).

On November 6, 1992 against the New York Knicks, Wilkins became the-then 17th player in league history to join the 20,000-point club, and later that season (February 2, 1993 against Seattle), he supplanted Pettit as the franchise's all-time leading scorer. His stellar career in Atlanta came to an end on February 24, 1994 when he was traded to the Los Angeles Clippers. At the conclusion of the year, Wilkins decided to test the free agent market and signed with the Boston Celtics.

Wilkins joined Panathinaikos Athens of the Greek League the following season (1995-96). He was named MVP of the European Final Four after averaging 20.9 points and 7.0 rebounds and leading the team to the European Men's Championship.

Seeking a return to the States, Wilkins signed a free agent contract with San Antonio and provided more than the Spurs possibly imagined, leading the team in scoring (18.2 ppg) while grabbing 6.4 rebounds.

He returned overseas for the 1997-98 campaign, signing with Italy's Teambest before rejoining the NBA for his final professional season (1998-99), as Wilkins saw action in 27 games for the Orlando Magic.

Extremely active with local and national charity endeavors, Wilkins has done work with the Juvenile Diabetes Research Foundation, Cystic Fibrosis Foundation, Special Olympics, Muscular Dystrophy Association and American Lung Association. Wilkins is a board member for KultureCity, the nation's leading nonprofit on sensory accessibility and acceptance for those with invisible disabilities.

In 2010, Wilkins was honored by the Georgia State Legislature as they presented a State Resolution naming him the Diabetes Ambassador for the state of Georgia.

Wilkins, 61, was born on January 12, 1960 in Paris, France. He joined basketball's immortals with his entry into the Naismith Memorial Basketball Hall of Fame on September 8, 2006, was inducted into the Georgia Sports Hall of Fame on April 3, 2004, the Atlanta Sports Hall of Fame's inaugural class on June 10, 2005 and the National Collegiate Basketball Hall of Fame on November 18, 2016. Wilkins was honored in October 2011 with his induction into the Boys & Girls Clubs of America Alumni Hall of Fame.



BASKETBALL OPERATIONS

DOTUN AKINWALE JR. - SENIOR DIRECTOR OF PLAYER PERSONNEL



Dotun Akinwale Jr. is in his seventh season with the Hawks and first as senior director of player personnel after spending the previous two as director of scouting.

He came to the Hawks from the Orlando Magic, where he was basketball operations coordinator in 2014-15 after starting as an intern in 2013.

Akinwale Jr. played basketball at Thiel College (PA), where he graduated in 2013 with a degree in Business Administration.

The native of Germantown, MD attended and played basketball at Saint John's Prospect Hall in Frederick, MD.

ERICKA HILL - DIRECTOR OF PLAYER ENGAGEMENT



In her fourth season with the Hawks as director of player engagement is Ericka Hill.

Hill spent the prior 14 years with the Atlanta Braves and was the team's director of community affairs as well as executive director of the Atlanta Braves Foundation. In her role, she directed the corporate relations and community service initiatives of the organization and implemented the Foundation's philanthropic programs.

She came to the Braves from Porter Novelli Public Relations, where she served as media relations manager, and was previously the community relations manager for the Miami Heat.

Hill is a graduate of University of Central Florida, where she earned a Bachelor's of Science in Education. She holds a Master's in Sports Management from St. Thomas University.

She resides in Atlanta with her husband, Joseph Hill.

DWIGHT LUTZ - SENIOR DIRECTOR OF BASKETBALL STRATEGY & ANALYTICS



In his fourth season with the Hawks, Dwight Lutz is the team's senior director of basketball strategy & analytics.

Lutz came to the Hawks prior to the 2018 NBA Draft from the Minnesota Timberwolves, where he served as a basketball operations analyst. Lutz was previously with the NBA for four years as senior manager, game analytics and strategy.

Prior to his time with the NBA, Lutz served as a statistical analyst for Harris Connect, LLC. He also spent time as a teaching assistant and instructor, as well as a statistical consultant, at the University of Florida, where he received his Master's in Statistics.

Lutz holds a Bachelor's in Mathematics from Trinity University (TX), where he also played four years on the men's basketball team.

BASKETBALL OPERATIONS

MIKE McNEIVE - DIRECTOR OF PLAYER PERSONNEL



A 28-year NBA staff veteran, Mike McNeive begins his 19th season with the Hawks and is the team's director of player personnel.

McNeive served as director of pro personnel from 2004-06, after originally joining the franchise as an assistant coach during the 2003-04 campaign. From 2006-2019, McNeive served as director of basketball operations. He was part of the personnel staff that built the Hawks' 60-win team in 2014-15, Atlanta's first-ever to reach the Eastern Conference Finals.

Prior to Atlanta, McNeive worked five seasons in Milwaukee, where he served as a scout/assistant coach. During his stint in Milwaukee, the Bucks reached the playoffs four times, punctuated by a Central Division championship and a trip to the Eastern Conference Finals in 2001.

Prior to that, McNeive was with the Seattle Sonics for four seasons as a video coordinator/advance scout. Seattle recorded a 239-89 (.729) mark during that time, won three Pacific Division titles and advanced to the NBA Finals in 1996 after winning a franchise-record 64 games.

McNeive got his start in the NBA with the Orlando Magic, where he interned in the video scouting department in 1993-94, as the club reached the playoffs for the first time in franchise history.

A Freeport, Illinois native, McNeive received his undergraduate degree in Physical Education in 1992 from Monmouth College (IL), where he was a four-year letterman in both basketball and baseball for the Fighting Scots. In 1993, he received his Master's degree in Sports Management and Administration from Georgia Southern University.

McNeive and his wife Maggie have four children, Ryan, Ally, Danny and Molly.

LARRY RILEY - SENIOR ADVISOR



A veteran of nearly 50 years in basketball, including the last 30-plus in the NBA, Larry Riley is in his fourth season with the Hawks as a senior advisor.

Riley was the general manager of the Golden State Warriors from 2009-2012, later serving as a consultant for the team. During his time as GM, the Warriors drafted Stephen Curry (seventh overall in 2009) and Klay Thompson (11th overall in 2011), helping to lay the foundation for one of the most successful runs in NBA history.

He was also previously an assistant coach and director of scouting for the Warriors, an assistant coach and advance scout for the Dallas Mavericks, director of player personnel for the Vancouver Grizzlies and an assistant coach and scout for the Milwaukee Bucks. Riley is the former head coach at Eastern New Mexico and Chadron State (NE).

DANIEL STARKMAN - SENIOR MANAGER OF BASKETBALL OPERATIONS



Daniel Starkman is in his seventh season with the Hawks and in his third as senior manager of basketball operations. He began with the organization as a seasonal assistant in 2015 before being promoted to several different positions within basketball operations, including manager of basketball operations, manager of basketball information/scouting coordinator and coordinator of basketball operations.

A graduate of the University of Florida, he earned a Bachelor's in Business Administration, while also serving as a student manager for the men's basketball team from 2011-15.

A native of Coral Springs, FL, Starkman married his wife, Faith, in August 2019. They have a son, Joseph, born this past September.

BASKETBALL OPERATIONS

JOHN TRELOAR - DIRECTOR OF PLAYER PERSONNEL



In his seventh season with the Hawks organization is John Treloar, the team's director of player personnel.

Treloar, who has worked in the pro and college ranks for more than 30 years, spent the previous five seasons with the Phoenix Suns as director of player personnel.

From 2008-10, Treloar was head coach of the NBA G League's Erie BayHawks, where he was also responsible for all personnel decisions.

Treloar spent eight seasons coaching in the Continental Basketball Association (CBA), leading the Wichita Falls Texans (1990-94), Chicago Rockers (1994-95) and Connecticut Pride (1996-97) to seven playoff appearances in eight years. He also served as general manager for the Mississippi Jets as well as the Texans. In addition, he has international coaching experience in Germany and Venezuela.

On the collegiate level, he worked as an assistant coach at Louisiana State (2004-08) and Indiana (1997-2004).

A native of Clinton, MS, Treloar and his wife Debra have two children, Taylor and Trey. He has a Bachelor's degree in Business Administration from Bellhaven College and a Master's in Behavioral Studies from Alabama.

ZAC WALSH - DIRECTOR OF TEAM OPERATIONS



Zac Walsh, in his 20th season with the Hawks organization, is the team's director of team operations, and in charge of all travel and equipment.

He began with the Hawks as a basketball operations intern and was promoted in 2005 to equipment manager. He added responsibility for the team's travel and logistics in 2012.

An Atlanta native, Walsh attended Marist School and was later a student manager for Georgia Tech basketball, where he graduated with a degree in Business Management.

Walsh and his wife Morgan have a daughter, Addison and a son, Austin.

BASKETBALL OPERATIONS

NATE McMILLAN - HEAD COACH



Nate McMillan was named as the 14th full-time head coach in Atlanta Hawks history on July 8, 2021.

After being named interim head coach on March 1, 2021, he led the Hawks to a 27-11 mark (.711) the remainder of the 2020-21 regular season (including winning his first eight contests) and was named NBA Eastern Conference Coach of the Month for March after leading Atlanta to a 9-4 record. He became the 20th winningest coach in NBA history on Apr. 4 (673, surpassing Mike D'Antoni) when Atlanta defeated Golden State. After the 9-4 March, Atlanta went 11-6 in April and 7-1 in May. The 27-11 mark after March 1 equalled the best record in the East, was tied for third-best in the NBA and tied the franchise mark for best record over the Hawks' final 38 games (1986-87).

Entering the playoffs as the fifth seed, Atlanta reached the Eastern Conference Finals for just the second time in Atlanta franchise history, registering a franchise-record 10 postseason victories (10-8), defeating two higher seeds along the way.

As head coach with Seattle (2000-05), Portland (2005-12), Indiana (2016-20) and the Hawks, McMillan has led his teams to a 688-599 (.535) mark in 1,287 career regular season games. In his final season in Indiana, the Pacers finished 45-28 (.616), second in the Central Division and fourth in the Eastern Conference. In his four years with Indiana, the club recorded a 183-136 mark (.574), advancing to the playoffs each season. He has 71 games of postseason coaching experience.

McMillan, born Aug. 3, 1964, has a vast basketball background as a player and a coach. After playing collegiately at North Carolina State, McMillan was drafted by Seattle (30th overall) in the 1986 NBA Draft. He played his entire 12-year career with the Sonics and had his number (10) retired. He is second in franchise history in assists and steals and ranks in the top 10 in eight other categories. He was named to the NBA's All-Defensive team twice (1994 and '95) and led the league in steals in the 1994-95 season with 2.96 per game. In his 12 seasons with the Sonics, they reached the playoffs 11 times.

After his playing days, McMillan was a Seattle assistant coach for two years and became the interim head coach in 2000. He remained the Sonics' coach until 2005 and then became Portland's head coach until March 2012. In 2008-09, he led the Trail Blazers to 54-28 record, sixth-best record in franchise history and helped the Trail Blazers reach the playoffs in three of his six seasons. McMillan also served as an assistant coach for the U.S. National Team where he coached his teams to gold medals in the 2006 FIBA World Championships, the 2008 Beijing Olympics and the 2012 London Olympics.

McMillan was also inducted into the National Junior College Basketball Hall of Fame in 2001 after playing at Chowan College before transferring to North Carolina State. McMillan and his wife, Michelle, have two children, Jamelle, a Hawks' assistant coach, and Brittany.

BASKETBALL OPERATIONS

CHRIS JENT - ASSISTANT COACH



Veteran NBA and college assistant Chris Jent is in his fifth season with the Hawks.

Jent has also spent time on the coaching staff of the Philadelphia 76ers (2003-04), Orlando Magic (2004-05, including a stint as interim Head Coach), Cleveland Cavaliers (2006-11), Ohio State (2011-13, including a Final Four in 2012) and Sacramento Kings (2013-15). He was head coach of the Bakersfield Jam of the NBA G League in 2015-16 before returning Ohio State as an assistant coach in 2016-17.

A 10-year pro as a player, Jent was a member of the 1994 NBA Champion Houston Rockets and also played for the New York Knicks during the 1996-97 season. He also spent five seasons in the Continental Basketball Association (CBA) and played overseas in Australia, Italy, Spain and Greece.

Jent grew up in Sparta, NJ before heading to Ohio State. He played four seasons (1988-92) and helped lead the Buckeyes to three consecutive NCAA Tournaments and back-to-back Big Ten championships.

Jent and his wife, Alice, have a son Jimmy, and two daughters, Corrin and Robin.

JOE PRUNTY - ASSISTANT COACH



Longtime NBA coach Joe Prunty is in his first season as an assistant coach in Atlanta.

Prunty brings 23 years of experience in the NBA and three championship rings (Spurs 1999, 2003, 2005) to the Hawks bench. Prunty served as an assistant coach with the Phoenix Suns (2018-19), Milwaukee Bucks (2014-18, including serving as interim head coach over the final 37 games of the 2017-18 campaign and 17 games in 2015-16), Brooklyn Nets (2013-14), Cleveland Cavaliers (2010-13), Portland Trail Blazers (2008-2010) and Dallas Mavericks (2005-2008). He began his career in San Antonio in 1996 as the assistant video coordinator for the Spurs, where he also served as video coordinator, assistant coach/video coordinator and advanced scout.

In addition to his NBA experience, Prunty has extensive coaching experience both overseas and with USA Basketball. Prunty spent five summers as head coach of Great Britain's National Team from 2013-2017, qualifying for EuroBasket in 2013 and 2017. Recently he served as acting head coach of the USA AmeriCup Qualifying Team for two games (going 2-0) in the third window in February 2021. Prior to that, he was an assistant for the November 2020 USA AmeriCup Qualifying Team (2-0).

Prunty has also been part of camps and clinics all over the world, including Basketball Without Borders Europe in Istanbul, Turkey, NBA Paris Game 2020 and clinics throughout London.

Prunty also has high school and college coaching experience – coaching four years at the University of San Diego High School (CA), St. Augustine High School (CA) and at the University of San Diego.

The Sunnyvale, CA, native played collegiately at De Anza College and is a graduate of Cal Poly San Luis Obispo.

He and his wife, Laura, have a son, Luke, and daughter, Emma.

JAMELLE McMILLAN - ASSISTANT COACH



In his first season as an assistant coach with the Hawks, and 10th in the NBA, is Jamelle McMillan.

McMillan started his career with the New Orleans Pelicans in 2013 in player development as part of now Phoenix Suns Head Coach Monty Williams' staff. In 2016, McMillan was elevated to assistant coach under Alvin Gentry and in 2017, he served as head coach of the Pelicans' summer league team. After spending the '18-19 season in Phoenix, he rejoined the Pelicans as an assistant for two seasons. He has also served as director of basketball operations at Drake University after graduating from Arizona State having studied business, communications and film/media studies.

He was a four-year player for the Sun Devils, where he was teammates with Brooklyn Nets guard James Harden. As a senior, McMillan was team captain, and finished his career tied for sixth in school history with 122 games played and tied for 10th all-time in 3FG% (.373).

BASKETBALL STAFF

MATT HILL - ASSISTANT COACH



Matt Hill is in his fourth season in Atlanta after spending the previous six seasons with the Orlando Magic, where he finished his stint as an assistant coach.

He most recently served as the Hawks' head coach at the 2021 NBA Summer League in Las Vegas.

Hill spent the summer of 2019 as a coaching associate at the USA Men's Basketball Training Camp.

He began his career with Orlando as video analyst/opposition in 2012 and was later promoted to manager of advanced scouting/player development.

Hill played at the University of Texas from 2006-11, where he earned his degree in Corporate Communications, after a decorated high school career at Southeast High School in Lincoln, NE. Following his senior season, he was named Nebraska's Mr. Basketball and Gatorade Player of the Year.

NICK VAN EXEL - ASSISTANT COACH



In his second stint in Atlanta, Nick Van Exel is in his first season as an assistant coach for the Hawks. He was a player development instructor for the organization from 2010-12.

Van Exel returns to Atlanta from the Dallas Mavericks, where he was a scout the last two seasons. The former head coach of the Texas Legends of the NBA G League (2015-16), Van Exel also has coaching experience with the Memphis Grizzlies (2016-19), Milwaukee Bucks (2013-14) and Texas Southern University (2009-10).

The former NBA All-Star (1998) played 13 years in the league (1993-2006) with the LA Lakers, Denver Nuggets, Mavericks, Golden State Warriors, Portland Trail Blazers and San Antonio Spurs. In 880 career regular season games (670 starts), he averaged 14.4 points, 6.6 assists and 2.9 rebounds in 32.9 minutes (.405 FG%, .357 3FG%, .794 FT%). He also saw action in 76 playoff games (27 starting assignments), averaging 13.6 points, 4.5 assists and 2.9 rebounds in 31.4 minutes.

The native of Kenosha, WI started his collegiate career at Trinity Valley Community College (Athens, TX) before spending his final two seasons at University of Cincinnati, where he was named Associated Press Third-Team All-American as a senior. Van Exel was selected by the Lakers in the second round (37th overall) of the 1993 NBA Draft.

BASKETBALL STAFF

MARTY LAUZON - DIRECTOR OF ATHLETIC PERFORMANCE AND SPORTS MEDICINE



Marty Lauzon is in his first full season with the Hawks as the team's director of athletic performance and sports medicine.

Lauzon was most recently with the Atlanta Falcons for 11 years, where he started as head athletic trainer/physical therapist (2010-13) before being promoted to director of sports medicine and performance (2013-21).

He started his 24-year career at UCLA (1997-99), serving as director of rehabilitation before moving to Cleveland to work for the Browns as assistant athletic trainer/physical therapist (1999-2005) and head athletic trainer/physical therapist (2005-09).

Lauzon was a consultant for the Hawks from April, 2021 through the end of the 2020-21 season. The native of Quebec, Canada holds a Bachelor of Science in Physiotherapy from University of Ottawa.

SCOTTIE PARKER - HEAD ATHLETIC TRAINER



Scottie Parker is in his fifth year as the Hawks' head athletic trainer, and in his eighth season with the organization. He was formerly the team's assistant athletic trainer.

Prior to joining the Hawks, Parker worked with the Seattle Seahawks, where he was part of the training staff for the 2014 Super Bowl champions. He also has experience with the Portland Trail Blazers and Ontario Warriors arena league football team.

Parker is a Certified Athletic Trainer (ATC) by the National Athletic Trainers Association, and a Certified Strength and Conditioning Specialist (CSCS) by the National Strength and Conditioning Association.

Parker graduated from University of Northwestern (St. Paul, MN) with a Bachelor's Degree in Kinesiology and a minor in Coaching. He earned his Master's from California Baptist University (Riverside, CA) in Athletic Training.

Parker won the California Athletic Trainers' Association's Life Saver Award in 2012.

Parker and his wife Natalia have three children and live in metro Atlanta.

MICHAEL IRR - HEAD STRENGTH & CONDITIONING COACH



In his fourth season with the Hawks is Head Strength & Conditioning Coach Michael Irr.

Irr came to Atlanta from the Golden State Warriors, where he finished as Head of Strength and Conditioning and earned two NBA championship rings.


He joined Golden State in 2015 after serving in a similar position for the Charlotte Bobcats from 2008-11 and as the assistant strength and conditioning coach for the Chicago Bulls from 2006-08.

Irr is an Exercise Science graduate of University of Connecticut with a Doctorate in Physical Therapy from University of North Carolina. He and his wife, Stefanie, have three sons, Landon, Brady and Wesley.

BASKETBALL OPERATIONS



Cameron Baskerville
Assistant Video
Coordinator



Tim Dather
Head Video
Coordinator / Player
Development



John Dusel
Asst. Athletic Trainer



Justin Eaddy
Assistant, Front Office



Lakea Gaither
Team Security




Stephen Giles
Pro Player
Personnel Scout




Claudell Henderson
Coordinator, Facility
Housekeeping



O'Neil Holder
Assistant, Video



Maksim Horowitz
Senior Data Scientist,
Basketball Strategy &
Analytics



Justin Howe
Asst. Athletic Trainer



Kosta Jankov
International Scout




Paul Jespersen
Player Development
Coach



Evan Just
Assistant, Front Office



Robert McGhee
Team Security



Danko Miholic
International Scout



Dipesh Mistry
Coaching Assistant



Nick Ressler
Director, Business &
Basketball Operations



Marvin Rogers
Manager,
Facility Maintenance



Ryan Silverstein
Coordinator, Cap
Strategy &
Administration



Jim Sleeper
Advance Scout



Ty Terrell
Performance
Assistant



Kira Tillingshast
Coordinator, Player
Engagement



Takahira Uchida
Assistant
Athletic Trainer



Vince Velazquez
Director of Team
Security



Randall Williams
Team Security



Tim Wilson
Assistant Equipment
Manager



Ralik Wise
Assistant, Video

BUILDING BRIDGES THROUGH BASKETBALL

ATLANTA HAWKS FOUNDATION

The Atlanta Hawks believe every child deserves the right to play, and in the power of sports and the social, emotional, and physical benefits they offer kids. That's why the Hawks Foundation's mission is to ensure Atlanta's youth have safe places to play, be healthy and learn leadership skills through basketball. The Hawks will achieve this mission by focusing on four key areas:

INVESTING IN PLAY

The Foundation will improve and increase the availability of outdoor basketball courts across metro Atlanta. To date, the Foundation has renovated 28 courts in metro Atlanta since 2015, exceeding its pledge to build 25 courts in five years. The Foundation also brings resources to communities where these courts are located through such partnerships as Vision to Learn, which provides free vision exams and eyeglasses for kids in need. Additionally, through Project Rebound, the Foundation provides grants for basketball equipment to area non-profits.

INVESTING IN KIDS

The Foundation offers scholarships to Hawks camps and clinics, thereby removing economic barriers for kids to gain valuable game and life skills in a rich, supportive environment. Twenty-five percent of kids in Hawks camps and clinics are currently supported via the Foundation's scholarship program.

INVESTING IN COACHES

According to the Aspen Institute's Project Play, one in three coaches indicate they have been trained in sport skills or tactics. The Foundation partners with trusted coaching development organizations like USA Basketball, the NBA and Positive Coaching Alliance to ensure metro Atlanta youth coaches are receiving quality and consistent coaching fundamentals. An average of 500 coaches are trained and certified through this platform annually. More than 8,000 kids across metro Atlanta are benefitting from this ongoing coaching education strategy.

INVESTING IN HEALTH & WELLNESS

Since the onset of the COVID-19 pandemic, the Ressler Gertz Family Foundation and Hawks Foundation have shown their unwavering commitment to the community and to positively impacting the lives of those in under-resourced communities or in need:

The Atlanta Hawks, the Hawks Foundation and State Farm teamed up with Goodr, an Atlanta-based social impact startup leveraging technology to reduce food waste and end hunger, to combat food insecurity during the COVID-19 crisis for the most vulnerable populations: senior citizens and low-income students who rely on subsidized school meals for daily nourishment. Ten pop-up grocery stores supplied two weeks of groceries for thousands in underserved areas of the city equating to more than 250,000 meals. Additionally, we provided 24,000 snack packs, filled with pre-made snacks and drinks, to students across metro Atlanta.

The Atlanta Hawks Foundation and arena food services partner Levy Restaurants donated more than 12,000 pounds of food to the Atlanta Community Food Bank.



ADDITIONAL COMMUNITY COMMITMENT

With a commitment to providing safe spaces and services for under-resourced communities, the Hawks have increased its commitment to community programming by enhancing current programs, partnerships and donations with a minimum of \$14 million over the next decade. State Farm, the naming rights partner of the arena, will expand its Good Neighbor Club program, which transforms rooms in the recreation centers attached to renovated courts. The clubs serve as comprehensive learning and entertainment hubs for the community and are an extension of the team's ongoing court renovation program to increase access to play throughout the Atlanta metro area.

The Hawks work closely with Boys & Girls Clubs throughout the state of Georgia and the Atlanta Public School (APS) system to sponsor several programs that assist children and young adults with maintaining their physical activity level. The team supplied 500 branded basketball kits to Boys & Girls Clubs in-state when they launched their 'Hawks at Home' program during the summer in response to the COVID-19 pandemic. This innovative online program provides unprecedented access to basketball instruction, health tips and education resources in a safe, fun and virtual environment. Just this month, the Hawks and APS partnered to provide a weekly Hawks at Home program as a resource for teachers, coaches and students that focuses on both health and wellness.

In partnership with Chase and Junior Achievement of Georgia, the Hawks launched the multi-pronged "Power Forward: How to Advance Your Career and Finances" program. This initiative, aimed towards high school and college students, is designed to educate students in the areas of financial health and literacy, the basics of business finance, and to build their knowledge around the financial services industry.

NBA CARES



NBA Cares is the league's global social responsibility program that builds on the NBA's mission of addressing important social issues. NBA Cares programs and participants have provided more than 5.8 million hours of hands-on service and created more than 1,675 places where kids and families can live, learn or play in communities around the world. Internationally, NBA Cares has created more than 332 places where kids and families can live, learn or play in 40 countries and territories. NBA Cares works with nationally and internationally recognized youth-serving programs that support education, youth and family development, and health-related causes, including: Boys & Girls Clubs of America, Vera Institute of Justice, Thurgood Marshall College Fund, UNICEF, Special Olympics, The Jed Foundation, Share Our Strength and GLSEN

NBA Cares works with nationally and internationally recognized youth-serving programs that support education, youth and family development, and health-related causes, including: Boys & Girls Clubs of America, Vera Institute of Justice, Thurgood Marshall College Fund, UNICEF, Special Olympics, The Jed Foundation, Share Our Strength and GLSEN

DIVERSITY, EQUITY & INCLUSION

The Atlanta Hawks and State Farm Arena are committed to be a valued community asset that champions diversity, equity, and inclusion at all levels for those we entertain and employ. We focus on driving that commitment through Voter Access, Economic Empowerment, and Community Partnerships. Within the city of Atlanta, a melting pot of different backgrounds and beliefs, our organization strives to be a reflection of the various walks of life that call this great city home. We will always foster an environment that embraces all communities with equality and respect and engages the Atlanta community in positive ways regardless of race, gender, religion, sexual orientation/gender identity, age, ability, or socio-economic status. We pride ourselves in our commitment to remain #TrueToAtlanta.

The Atlanta Hawks & State Farm Arena D&I Pillars of Commitment:

Voter Access. We are committed to ensuring that residents in our neighborhood have a safe and secure place to vote. We will continue to provide voter education resources and encourage all citizens that are of legal age to use their voice at the polls.

Economic Empowerment. We are committed to providing opportunities for minorities to wholeheartedly pursue entrepreneurship and for minority-owned businesses to thrive in the marketplace.

Community Partnerships. We are committed to be a resourceful partner and neighbor to the citizens of Atlanta. Through programming targeted to the underserved community, we will ensure that our alliances continue to provide impactful results and meaningful experiences. With a commitment to providing safe spaces and services for under-resourced communities, the franchise has increased its commitment to community programming by enhancing current programs, partnerships and donations with a minimum of \$14 million over the next decade. State Farm, the naming rights partner of the arena, will expand its Good Neighbor Club program, which transforms rooms in the recreation centers attached to renovated courts. The clubs serve as comprehensive learning and entertainment hubs for the community and are an extension of the team's ongoing court renovation program to increase access to play throughout the Atlanta metro area.

CHIEF DIVERSITY & INCLUSION OFFICER

Camye Mackey is currently the Executive Vice President and Chief People, Diversity and Inclusion Officer for the Atlanta Hawks and State Farm Arena. In her role as the club's top Human Resources and Diversity executive, Camye leads the team responsible for strategic development and implementation of the people philosophy and culture. Camye's priorities are leadership development, employee culture, embedding diversity and inclusion within all aspects of the business and providing the essential link between employee engagement and guest experience. Camye recently announced plans to grow its commitment over the next decade with a \$11 million investment, including hiring a newly created VP of D&I Programming position to expand on its current award-winning programming.

As the Atlanta Hawks & State Farm Arena remain #TrueToAtlanta, they have been able to pivot from successfully transforming State Farm Arena from the largest early-voting polling precinct in Georgia to Economic Empowerment. They recently announced a long-term, comprehensive plan to provide financial, marketing and educational resources to Black-owned businesses and entrepreneurs throughout the city of Atlanta in an effort to create greater economic opportunity in the Black community.

The Ressler Gertz Family Foundation, the philanthropic arm of Hawks Principal Owners Tony Ressler and Jami Gertz, have committed to contributing \$5 million to the Herman J. Russell Innovation Center for Entrepreneurs (RICE), the largest non-profit center for Black entrepreneurs in the nation, to expand its reach and provide financial support to local Black-owned businesses through increased access, opportunity and exposure as well as expanding future RICE programming. RICE presents entrepreneurs and small businesses an unparalleled offering of educational, mentoring, networking and capital resources to create Black-owned businesses that fuel the local economy and to generate sustainable wealth.

In partnership with the National Basketball Players Association (NBPA) to support greater economic empowerment in the Black community, the Hawks Foundation pledged \$10 million to the new NBA Foundation. Launched in August, the NBA Foundation will work directly with all 30 teams, affiliated charitable organizations and the NBPA to support national organizations and those within the city of Atlanta to facilitate sustainable programming and create positive change locally. Mr. Ressler is one of eight members of the Board of Directors, which will oversee all business affairs and provide strategic direction for the foundation.

The Atlanta Hawks have partnered with Emory Sports Medicine to design and develop a youth career development program, to be piloted at local middle schools. The program is aimed to expose the variety of careers in sports and medicine while helping illuminate the pathway to get there.

ATLANTA HAWKS

COURAGEOUS CONVERSATIONS SERIES

Courageous Conversations is an internal forum for employees to freely discuss current events and issues shaping the city of Atlanta and our nation. Past topics have included homelessness in, the pursuit of racial justice, trust between the community and the institutions that serve them, and volunteerism.

ATLANTA PRIDE PARADE

The Atlanta Hawks were the first professional sports team in Atlanta to enter a float in Atlanta's Annual Pride Parade, having marched and participated in the festivities since 2015. The organization also serves as a sponsor and is known to have a float fully equipped with a DJ to keep the party going. The team's involvement is a part of their continued commitment to the LGBTQ+ community.



SENSORY-INCLUSIVE ROOM

In 2019 State Farm Arena was recognized by KultureCity as the Sensory Inclusive Venue of the Year. A new Sensory Inclusion Room was created at the arena to improve the staff's ability to assist and accommodate guests with sensory processing needs.

HAWKS CULTURAL PROGRAM

Every Season the Hawks celebrate different cultures and experiences through their theme nights. These themes include: the MLK Day Game, HBCU Night, Hispanic Heritage Night, Lunar New Year Game, and Pride Night. Not only do they celebrate on the court, the Hawks are committed to their TrueToYou culture and recognized Juneteenth as a paid company holiday, and will continue to recognize this important day going forward by annually reaffirming their commitment to help eradicate racial disparities and foster opportunities to create equality for all.

MOSAIC - MODEL OF SHAPING ATLANTA THROUGH INCLUSIVE CONVERSATIONS

MOSAIC brings together Atlantans to engage in conversations and develop solutions on the role that sports leaders play in advancing inclusion in local communities. The latest event focused on "allyship" and the importance of championing marginalized communities.

FOR MORE INFORMATION ON THESE AND OTHER HAWKS PROGRAMS, VISIT WWW.HAWKS.COM.
YOU CAN ALSO FOLLOW HAWKS COMMUNITY ON TWITTER AND BECOME A FAN OF HAWKS IN THE COMMUNITY ON FACEBOOK.

FRONT OFFICE





PLAYERS



11 TRAE
YOUNG

Clint Capela



ROSTER



PLAYERS

No.	Player	Pos.	Ht.	Wt.	Birthdate	Prior to NBA/Country	Yrs.
13	Bogdan Bogdanovic	G	6-6	220	08/18/92	Fenerbahce/Serbia	4
15	Clint Capela	C	6-10	240	05/18/94	Elon Chalons/Switzerland	7
20	John Collins	F/C	6-9	235	09/23/97	Wake Forest/USA	4
*2	Sharife Cooper	G	6-1	180	06/11/01	Auburn/USA	8
10	Gorgui Dieng	C	6-10	250	01/18/90	Louisville/Senegal	R
8	Danilo Gallinari	F	6-9	233	08/08/88	Olimpia Milano/Italy	12
18	Solomon Hill	F	6-6	226	03/18/91	Arizona/USA	8
3	Kevin Huerter	G	6-7	190	08/27/98	Maryland/USA	3
12	De'Andre Hunter	F	6-7	225	12/02/97	Virginia/USA	2
1	Jalen Johnson	F	6-9	220	12/18/01	Duke/USA	R
*4	Skylar Mays	G	6-4	205	09/05/97	LSU/USA	1
17	Onyeka Okongwu	F/C	6-9	245	12/11/00	USC/USA	1
22	Cam Reddish	F	6-8	218	09/01/99	Duke/USA	2
6	Lou Williams	G	6-1	175	10/27/86	S. Gwinnett HS (GA)/USA	16
0	Delon Wright	G	6-5	185	04/26/92	Utah/USA	6
11	Trae Young	G	6-1	180	09/19/98	Oklahoma/USA	3

HEAD COACH: Nate McMillan (NC State)

ASSISTANT COACHES: Chris Jent (Ohio State)

Joe Prunty (Cal Poly)

Jamelle McMillan (Arizona State)

Matt Hill (Texas)

Nick Van Exel (Cincinnati)

Dipesh Mistry (Ryerson)

COACHING ASSISTANT: Dipesh Mistry (Ryerson)

DIRECTOR OF ATHLETIC PERFORMANCE

AND SPORTS MEDICINE: Marty Lauzon (University of Ottawa)

HEAD ATHLETIC TRAINER: Scottie Parker (University of Northwestern)

HEAD STRENGTH & CONDITIONING COACH: Michael Irr (Connecticut)

* Two-way contract

PRONUNCIATION GUIDE

Bogdan Bogdanovic
Boag-dan Boag-dan-ovich

Kevin Huerter
Herter

Gorgui Dieng
GOR-ghee Jeng

Onyeka Okongwu
own-YEH-kuh oh-KONG-wu

Danilo Gallinari
Da-KNEE-lo gal-in-ARE-ee

Delon Wright
Deh-LON

ATLANTA HAWKS

Bogdan Bogdanović

HEIGHT: 6-6 NBA EXPERIENCE: 4 years
 WEIGHT: 220 CURRENT NBA SEASON: 5th
 TEAM/HOME COUNTRY: Fenerbahçe/Serbia
 BIRTHPLACE: Belgrade, Serbia
 BIRTHDATE: August 18, 1992 AGE: 29

GUARD
13



HOW BOGDAN JOINED THE HAWKS: Signed by the Hawks as a restricted free agent on November 25, 2020 • Signed a multi-year contract with Sacramento on July 13, 2017 • Acquired by the Kings, along with the draft rights to Georgios Papagiannis and Skal Labissiere and a future second-round pick, from Phoenix in exchange for the draft rights to Marquese Chriss on June 23, 2016 • Selected 27th overall by the Suns in the 2014 NBA Draft

LAST SEASON (2020-21): Appeared in 44 games (27 starts) and averaged a career-high 16.4 ppg, 3.6 rpg, 3.3 apg and 1.1 spg in 29.7 mpg (career-bests: .473 FG%, .438 3FG%, .909 FT%) • Led the Hawks in 3FG% (11th in the NBA) and knocked down a team-high 146 three-pointers • Made a career-high eight 3FGs on 4/11 @CHA • Had a team-high eight contests with six-or-more 3FGM • From April 1 through the end of the regular season, led the East (2nd in the NBA) with 101 3FGM • In April, led the East in 3FGM (66) for the month and led the NBA in 3FG% (min. 40 3FGM) with .485 • His 66 3FGM in April were the most by a Hawks player in any month in franchise history • Among players who made at least 50 3FGs from 4/1 through the end of the regular season, led the league with .495 3FG% • Made at least two 3FGs in each of his final 16 regular-season outings, setting a new career-best streak of contests with at least two 3FGM • From 4/21-5/13, made at least three 3FGs in 11 straight games, the longest streak of his career and tied for the fourth-longest run by any player in 2020-21 • Recorded two separate four-game streaks of 20+ points scored, the two longest streaks of his career (4/11-4/18 and 5/6-5/13) • Scored 20 or more points in 20 games, including two games with 32 points • Tied a career-high with four steals on 3/30 @PHX • Missed 25 games (1/11-2/28) due to an avulsion fracture in his right knee • SEASON HIGHS: 32 pts (2x), 9 rebs @MEM (12/26), 8 assts @MIA (4/3), 4 stls @PHX (3/30), 2 blks (2x), 12 FGM (2x), 8 3FGM @CHA (4/11), 6 FTM @CHA (4/11), 45 mins @SA (4/1).

PROFESSIONAL CAREER: Through 253 games (124 starts) across four seasons with the Kings and Hawks, holds career averages of 14.0 ppg, 3.5 apg, 3.3 rpg and 1.0 spg in 28.4 mpg • In 2019-20, appeared in 41 games (all starts) and averaged 15.1 ppg, 3.4 rpg, 3.4 apg and 1.1 spg in 29.0 mpg (.440 FG%, .372 3FG%, .741 FT%) • Totaled 164 3-point field goals, 10th most in Sacramento Kings franchise history • Recorded a steal in nine straight games (3/1-8/6) • One of six players in NBA history to come off the bench and record 25 points, 10 assists and four steals and the first in franchise history, per Elias • Had three straight games with 20+ points from Nov. 6 to Nov. 12 and back-to-back games with 20 points and five assists or more from Nov. 8 to Nov. 12, matching the longest streaks of his career • Scored 20 or more points in 17 games, including two games with 30+ points • Dished out 10+ assists in two games • Posted two double-doubles • In 2018-19, averaged 14.1 ppg (.418 FG%, .360 3FG%, .827 FT%), 3.5 rpg, 3.8 apg, 1.0 spg and 27.8 mpg in 70 games (17 starts) • As a starter, averaged 13.6 ppg (.375 FG%, .355 3FG%, .860 FT%), 4.6 rpg, 4.4 apg, 1.4 spg and 31.2 mpg in 17 games • As a reserve, averaged 14.3 ppg (.432 FG%, .362 3FG%, .813 FT%), 3.1 rpg, 3.6 apg, 0.9 spg and 26.7 mpg in 53 games • Set new single season career-highs in points, rebounds, assists and steals per game • Led the Kings in scoring seven times and in assists 13 times • Scored in double figures in 53 games, including 12 games with 20 or more points • Dished out 10+ assists one time • Recorded one double-double • Missed 12 games • Inactive in 10 games due to left knee post procedure recovery (10/17-11/4/18) • Inactive in one game due to load management (1/19/18) • Did not dress in one game due to a sore right foot (12/19/18) • Competed for the World Team during the 2019 Mtn Dew Ice Rising Stars Challenge at All-Star Weekend • In 2017-18, averaged 11.8 ppg (.446 FG%, .392 3FG%, .840 FT%), 2.9 rpg, 3.3 apg, 0.9 spg, 0.2 bpg and 27.9 mpg in 78 games (52 starts) • As a starter, averaged 11.6 ppg (.424 FG%, .389 3FG%, .857 FT%), 3.0 rpg, 3.2 apg, 0.8 spg and 28.3 mpg in 52 games • As a reserve, averaged 12.0 ppg (.494 FG%, .400 3FG%, .816 FT%), 2.5 rpg, 3.5 apg, 1.1 spg and 27.1 mpg in 26 games • Amongst rookies, ranked eighth in points, eighth in assists, eighth in steals and 10th in minutes per game as well as 10th in field goal percentage, fourth in 3-point field goal percentage and third in free throw percentage • Led the team in scoring in 11 games and in assists in 16 games • Scored in double-figures 49 times and 20+ points seven times • Dished out 10 or more assists once Missed four games • Missed the first three games of the season due to a right ankle sprain (10/18-10/21/17) • Missed one game due to a sore left hamstring (3/19/18) • Named to 2017-18 NBA All-Rookie Second Team • Awarded 2018 Mtn Dew Kickstart Rising Stars Challenge Most Valuable Player • Selected to Team World for the 2018 Mtn Dew Kickstart Rising Stars Challenge.

PLAYOFF HISTORY: In 2021, appeared in 18 postseason games (18 starts), averaging 14.1 points, 4.2 rebounds, 2.9 assists and 1.6 steals in 33.2 minutes • His 29 total steals ranked 3rd in the NBA and his 1.61 steals per game ranked 4th • His 47 three-pointers were 2nd in the East and 6th in the NBA • Scored 10+ points in 11 contests, 20+ in four contests (including three straight 20+ performances to end the playoffs) • On 7/1 at Milwaukee in Game 5 of the Eastern Conference Finals, set postseason-highs in points (28), FGM (10) and 3FGM (seven) in 39 minutes.

CAREER HIGHS

Points	FGM	FGA	3FGM	3FGA	FTM	FTA	Rebounds	Assists	Steals	Blocks	Minutes
35	13	28	8	16	9	11	9	11	4	3	45
8/20	8/20	12/26/19	4/1/21	1/2	2/3/20	2/3/30	Two	1/21/19	Seven	12/26/19	4/1/21
v/NOP	v/NOP	v/MIN	@CHA	Times	v/MIN	v/MIN	Times	@BKN	Times	v/MIN	@SAS

INTERNATIONAL PROFESSIONAL CAREER: Averaged 14.8 ppg (.485 FG%, .376 3FG%, .874 FT%), 3.7 rpg, 3.9 apg, 1.2 spg and 27.8 mpg in 44 games (36 starts) for Fenerbahçe during the 2016-17 season leading the team to both the Euro and Turkish National Championships • Averaged 14.6 ppg (.500 FG%, .430 3FG%, .855 FT%), 3.8 rpg, 3.6 apg and 1.1 spg and 27.9 mpg in 22 games (17 starts) during the 2016 EuroLeague earning 2016-17 All-EuroLeague First-Team and EuroLeague Playoffs Game 1 MVP Honors • Averaged 12.4 ppg (.458 FG%, .401 3FG%, .786 FT%), 3.5 rpg, 3.0 apg, 1.0 spg and 26.6 mpg in 68 games (58 starts) for Fenerbahçe in Turkish and EuroLeague play in 2015-16 • Accrued averages of 11.1 ppg (.418 FG%, .387 3FG%, .782 FT%), 3.0 rpg, 2.6 apg, 0.9 spg, 0.4 bpg and 26.5 mpg in 65 games (52 starts) in his first season with Fenerbahçe during the 2014-15 season earning the honor of EuroLeague Rising Star • Averaged 14.9 ppg (.396 FG%, .337 3FG%, .790 FT%), 3.7 rpg, 3.7 apg, 1.3 spg and 30.2 mpg in 66 games (55 starts) with KK Partizan during the 2013-14 season • Averaged 14.8 ppg (.401 FG%, .370 3FG%, .754 FT%), 3.7 rpg, 3.7 apg and 1.6 spg in 23 EuroLeague games (18 starts) en route to 2013-14 EuroLeague Rising Star accolades • At 21 years of age, he guided Partizan past rival Red Star Belgrade in the league's championship series en route to posting 30.8 ppg, 4.8 rpg and 4.2 apg during the best-of-five series • Averaged 7.0 ppg (.384 FG%, .311 3FG%, .800 FT%), 2.5 rpg, 1.4 apg, 0.9 spg and 17.7 mpg in 50 games (12 starts) for Partizan during the 2012-13 season • Posted averages of 3.3 ppg (.500 FG%, .368 3FG%, .600 FT%), 1.3 rpg, 1.1 apg, 0.6 spg and 8.3 mpg in 16 games (0 starts) with KK Partizan in 2011-12 • Totaled 29 points (11-21 FG, 1-5 3pt, 6-6 FT), 11 rebounds, eight assists, three steals and two blocks in 13 games during the 2010-11 season with Partizan • Won the Serbian National Championship in all four of his seasons with Partizan.

NATIONAL TEAM CAREER: Averaging 12.8 ppg (.457 FG%, .351 3pt%, .759 FT%), 3.6 rpg, 3.2 apg, 0.8 spg and 26.1 mpg in 52 career national games for the Serbian National Team • Competed for the Serbia at the 2019 FIBA World Cup • Totaled 22 points (7-22 FG, 4-15 3pt, 4-4 FT), five rebounds, two assists and three steals in 37 minutes in two games the European Qualifiers • Averaged 20.4 ppg (.474 FG%, .292 3pt%, .825 FT%), 3.4 rpg, 5.0 apg, 1.2 spg and 32.0 mpg in nine games during EuroBasket 2017 leading Serbia to a second place finish • A member of the silver medal-winning Serbian national team in the 2016 Rio Olympics, Bogdanovic averaged 12.3 ppg (.458 FG%, .366 3pt, 7-8 FT), 3.6 rpg, 2.6 apg and 26.1 mpg in eight contests, including a game-high 18 points (7-11 FG, 3-4 3pt, 1-1 FT) to accompany one rebound, five assists and three steals in a quarterfinal victory over Croatia • Helped guide Serbia into the Games with averages of 17.8 ppg (.578 FG%, .556 3pt%, 4-5 FT), 5.3 rpg, 6.0 and 26.1 mpg in four games during the 2016 FIBA Qualifying Tournament • Accumulated 8.9 ppg (.397 FG%, .271 3pt%, 812 FT%), 3.2 rpg, 3.2 apg and 21.2 mpg in nine games during EuroBasket in 2015 • During the 2014 FIBA World Cup, recorded 12.0 ppg (.470 FG%, .356 3pt%, .778 FT%), 2.4 rpg, 2.6 apg, 0.8 spg and 27.0 mpg in nine outings as Serbia earned a silver medal • Accrued averages of 9.4 ppg (.434 FG%, .419 3pt%, .520 FT%), 4.3 rpg, 2.0 apg and 26.1 mpg in 11 games during EuroBasket 2013, his first event with the National Team • For Serbian Men's National under-20 team, averaged 12.4 ppg (.409 FG%, .370 3pt%, .905 FT%), 3.0 rpg, 2.3 apg, 0.6 spg and 29.2 mpg in nine games during the 2012 U20 European Championship: Division A • In the U19 World Cup, averaged 8.9 ppg (.423 FG%, .381 3pt%, .588 FT%), 5.0 rpg, 1.7 apg, 1.1 spg, 0.9 bpg and 22.4 mpg in seven games as Serbia received silver medal • At the 2010 under-18 European Championship: Division A, averaged 10.2 ppg (.354 FG%, .262 3pt%, .615 FT%), 5.3 rpg, 1.4 apg, 1.3 spg, 0.6 bpg and 23.7 mpg in nine games.

PERSONAL INFO: Son of Dragan and Kovička Bogdanovic and has a sister, Ivana Bogdanovic • Participated in third year of the NBPA's "Branding in the Global Economy" program in the summer of 2019, which was held at SDA Bocconi School of Management which helps current NBA players gain international insight and experience in management and business; Bogdan was joined by fellow NBA players Zaza Pachulia, Jose Calderon, Cristiano Felicio, Al-Farouq Aminu, Kyle Anderson, Langston Galloway and Rudy Gay as they met with people from the fashion, wine and hotel & resort industries • Bogdanovic is a fan of the video games series, World of Warcraft, and was congratulated by World of Warcraft's Twitter for winning MVP at the 2018 Mtn Dew Kickstart Rising Stars Challenge • Fans of his former team, Fenerbahçe, named a star after Bogdanovic on April 10, 2016 • He is related to the late Bogdan Bogdanovic, a noted Serbian architect • On Twitter @LeaderOfHorde and Instagram @bogdanbogdanovic.

CAREER STATS

NBA REGULAR SEASON

YEAR	TEAM	GP	MINS	FGM	FGA	PCT.	FTM	FTA	PCT.	REBOUNDS			AST	PF	DQ	STL	BLK	PTS	AVG
										OFF	DEF	TOT							
17-18	SAC	78	2175	344	772	.446	119	840	.31	152	223	258	172	0	72	16	917	11.8	
18-19	SAC	70	1947	361	863	.418	134	162	.827	40	203	243	267	142	1	72	15	990	14.1
19-20	SAC	61	1766	337	766	.440	86	116	.741	26	181	207	207	133	0	64	15	924	15.1
20-21	ATL	44	1305	267	565	.473	40	44	.909	20	140	160	147	99	0	49	13	720	16.4
4 YR	TOT	253	7193	1309	2966	.441	360	441	.816	117	716	833	879	546	1	257	59	3551	14.0

THREE-POINT FIELD GOALS IN 17-18: 129-329 (.392)
 THREE-POINT FIELD GOALS IN 18-19: 134-372 (.360)

THREE-POINT FIELD GOALS IN 19-20: 164-441 (.372)
 THREE-POINT FIELD GOALS IN 20-21: 146-333 (.438)

CAREER THREE-POINT FIELD GOALS: 573-1475 (.388)

NBA PLAYOFFS

YEAR	TEAM	GP	MINS	FGM	FGA	PCT.	FTM	FTA	PCT.	REBOUNDS			AST	PF	DQ	STL	BLK	PTS	AVG
										OFF	DEF	TOT							
20-21	ATL	18	598	97	249	.390	12	17	.706	11	64	75	52	50	0	29	5	253	14.1

PLAYOFF THREE-POINT FIELD GOALS: 47-143 (.329)

ATLANTA HAWKS

Clint Capela

HEIGHT: 6-10 NBA EXPERIENCE: 7 years
 WEIGHT: 240 CURRENT NBA SEASON: 8th
 COLLEGE: None
 HIGH SCHOOL: INSEP, Paris, France
 BIRTHPLACE: Geneva, Switzerland
 BIRTHDATE: May 18, 1994 AGE: 27

CENTER
15



HOW CLINT JOINED THE HAWKS: Acquired by Atlanta on February 5, 2020 along with Nene from Houston in a four-team deal that involved 12 players • Re-signed with the Rockets on July 27, 2018 • Signed to a contract extension with the Hawks on September 1, 2021 • Selected by Houston with the 25th overall pick in the 2014 NBA Draft.

LAST SEASON (2020-21): In 63 games (all starts) with Atlanta, recorded 15.2 ppg, a career-high and NBA-best 14.3 rpg and 2.05 bpg (3rd in the NBA) in 30.1 mpg (.594 FG%, .573 FT%) • Led the NBA in total offensive rebounds (297) and offensive boards per game (4.7) • Scored in double-figures 50 times, including 18 games with 20-or-more points • Pulled down 15-or-more rebounds in a career-high and NBA-leading 30 games • His 18 games with 15+ points and 15+ rebounds led the NBA • His five games with 15+ points and 20+ rebounds tied for the NBA lead • His 14.3 rpg were the most by a Hawk since Kevin Willis's 15.5 rpg in 1991-92 • Was the only Eastern Conference player in the NBA's top four in blocks (129, 4th) and dunks (168, 3rd) • The only Eastern Conference player in the top 10 in rpg (1st), bpg (3rd) and FG% (10th) • Became the first Hawk to lead the league in rpg since Dikembe Mutombo in 1999-00 • Tied for the NBA lead with six games with 20+ rebounds and three contests with 25+ points/20+ rebounds • Pulled down a career-high 26 rebounds on 1/20 vs. Det, adding 27 points and five blocks in 39 minutes • On 1/22 @ MIN, recorded the first triple-double of his career, totaling 13 points, 19 rebounds and a career-high 10 blocks in 30 minutes – Became the first player with 15 rebounds, 10 blocks and zero fouls in a game since blocks became an official stat in 1973-74 • From 12/30/20-2/6/21, pulled down 10-or-more rebounds in 19 consecutive games, the longest streak of his career and the fifth-longest by a Hawk since 1968-69 • Dished out a career-high six assists on 1/1 @ Bkn • Pulled down 236 rebounds in April, the most in the NBA and the second-most by a Hawk in any month since 1976-77 • Had 25 points, 24 boards, three blocks and two steals on 4/18 v/IND • Had 25 points, 22 boards and two steals on 4/21 @ NYK • Tied a career-high with 10 FTM on 4/1 @ SAS • **SEASON HIGHS:** 28 pts @SAS (4/1), 26 rebs v/DET (1/20), 6 assts @BKN (1/1), 3 stls v/CLE (1/2), 10 blks @MIN (1/22), 12 FGM (2x), 10 FTM @SAS (4/1), 44 mins @SAS (4/1).

PROFESSIONAL CAREER: Seven-year veteran has seen action in 397 games (337 starts) with Houston and Atlanta • Owns career averages of 12.7 points and 10.4 rebounds in 26.6 minutes (.626 FG%, .534 FT%) • In **2019-20**, saw action in 39 games (all starts) with the Rockets and recorded 13.9 ppg and 13.8 rpg in 32.8 mpg (.629 FG%, .529 FT%) • Scored in double-figures 33 times, including six games with 20-or-more points and one 30-point game • In 67 games (all starts) during the **2018-19** season, averaged 16.6 ppg (.648 FG%, .636 FT%), 12.7 rpg, 1.4 apg and 1.52 bpg in 33.6 mpg • Ranked second in the NBA in FG% • Became the third different player in NBA history to have shot .640 or better from the floor while averaging at least 16.0 ppg in a single season, joining Wilt Chamberlain and Artis Gilmore • Ranked fifth in the NBA with 12.7 rpg • Had 45 double-doubles, including a career-high seven straight from 3/10-3/20/19 • Scored in double-figures in 27 straight games from 10/20-12/17/18 after not having a streak longer than 11 games prior in his career • In 74 games (all starts) in **2017-18**, averaged 13.9 points, 10.8 rebounds and 1.85 blocks in 27.5 minutes per game while shooting .652 FG% and .560 FT% from the line • Missed three games with a left heel contusion (12/16/17; 12/20-12/22/17), two games with a right orbital fracture (12/28-12/29/17), one game due to illness (2/26/18), one game with a left thumb sprain (3/27/18) and one game with a sore left thumb (4/11/18) • Became the first player in NBA history to have averaged at least 13.0 ppg, 10.0 rpg and 1.8 bpg in fewer than 28.0 mpg • Ranked eighth in rebounding (10.8 rpg) and second in blocks (1.85 bpg) • Had 42 double-doubles • Led the NBA in field goal percentage (.652) • In the **2016-17** campaign, in 65 games (59 starts), averaged 12.6 points, 8.1 rebounds, 1.0 assists and 1.2 blocks in 23.9 minutes per game while shooting .643 FG% and .531 FT% • Became the fifth different player in NBA history to average at least 12.0 points and 8.0 rebounds in fewer than 24.0 minutes per game in a single season and just the third dating back to 1959-60 • Recorded at least two blocks 21 times, including three-or-more rejections on six occasions • In 77 games (35 starts) in **2015-16**, averaged 7.0 points, 6.4 rebounds and 1.2 blocks in 19.1 minutes per game while shooting .582 FG% and .379 FT% • Was the only player in the league to average at least 7.0 ppg and 6.0 rpg in fewer than 20.0 minutes per game • In 35 starts, averaged 8.3 points, 7.7 rebounds, 0.97 steals and 1.1 blocks in 22.9 minutes per game • Scored in double-figures 20 times and recorded 10 double-doubles • Recorded two-plus blocks 24 times, including three-or-more swats eight times • Missed one game due to illness (12/14/15), one game with a left hip flexor strain (2/2/16) and three games (2/25-2/29/16) with a right foot sprain • In 12 games, averaged 2.7 points and 3.0 rebounds in 7.5 minutes per game while shooting .483 FG% and .174 FT% in **2014-15** • Was assigned to the Rockets' NBA Development League affiliate, Rio Grande Valley five times (11/10-12/2/14, 12/16-12/14/14, 12/27/14-1/25/15, 1/29-2/9/15, 2/19-3/27/15), appearing in 38 games with 32 starts, averaging 16.0 points, 9.7 rebounds and 3.0 blocks (2nd in D-League) in 24.4 minutes per game.

PLAYOFF HISTORY: Through 79 games (57 starts) in six postseason runs with Houston and Atlanta, holds career averages of 8.7 points, 8.5 rebounds and 1.3 blocks on .605 FG% • In 2021, started all 18 games for Atlanta and posted 10.1 points, 11.2 boards

and 1.1 blocks in 31.6 mpg on .603 FG% • Recorded seven double-doubles, tied for the third-most in the Eastern Conference • Pulled down 201 rebounds, the second-highest in the East and blocked 19 shots, tied for third in the conference • His .603 FG% led the East (2nd in the NBA) among players with at least 80 FGM (82) • Recorded 11 games with 10+ points and 11 games with 10-or-more rebounds • Recorded four straight double-doubles from 5/28-6/6/21 • On 6/23 @ MIL in Game 1 of the ECF, recorded a postseason career-high 19 boards, adding 12 points, a steal and one block in 38 minutes • In 2019, started all 11 games for Houston during its run to the Western Conference Semifinals, averaging 9.7 points, 10.3 rebounds, 1.5 assists and 1.1 blocks in 30.1 minutes per game while shooting .561 FG% and .429 FT% • Recorded six double-doubles • In 2018, started all 17 games for Houston during its run to the Western Conference Finals, averaging 12.7 points, 11.6 rebounds, 1.3 assists and 2.12 blocks in 30.6 minutes per game while shooting .660 FG% and .473 FT% • Scored 20+ points four times and recorded seven double-doubles • First player to have averaged at least 12.0 ppg, 11.0 rpg and 2.00 bpg in fewer than 31.0 mpg in a single postseason • In 2017, started all 11 games for Houston during its run to the Western Conference Semifinals, averaging 10.5 points, 8.7 rebounds, 1.1 assists and 2.55 blocks in 26.0 minutes per game • Became first player in NBA playoff history to average at least 10.0 ppg, 8.0 rpg and 2.50 bpg in 26.0 or fewer mpg in a single postseason • Grabbed 10+ rebounds five times and recorded three double-doubles • Scored 20 points in Game 1 of the Western Conference Semifinals vs. San Antonio • In 2016, appeared in all five games of the first round series vs. Golden State, averaging 1.6 points and 4.0 rebounds in 8.6 minutes per game while shooting .333 FG% and .400 FT% • In 2015, appeared in all 17 games for Houston during its run to the Western Conference Finals, averaging 3.4 points and 2.5 rebounds in 7.5 minutes per game while shooting .667 FG% and .517 FT%. **CAREER PLAYOFF HIGHS:** 26 pts v/ MIN (4/25/18), 19 rebs @MIL (6/23/21), 4 assts @UTAH (5/4/18), 3 stls v/UTAH (5/8/18), 9 FTM v/SAS (5/11/17), 38 mins @PHI (6/16/21).

INTERNATIONAL CAREER: In 2013-14, played for Elan Chalons of the French League • In 30 league games, averaged 9.9 points, 7.3 rebounds and 1.7 blocks • In 10 Eurocup games, averaged 11.2 points, 6.5 rebounds and 1.1 blocks • In 2012-13, played for Elan Chalons of the French League • In 14 league games, averaged 3.2 points and 2.9 rebounds • In seven EuroLeague games, averaged 2.3 points and 3.0 rebounds • Also played for Elan Chalons' under-21 team.

PERSONAL INFO: Born in Geneva, Switzerland and has played for the Swiss National Team • Parents are from Angola and the Congo • Played soccer growing up and still enjoys watching it and playing FIFA • Favorite movies are He Got Game, Straight Outta Compton and Dope • On Twitter @CapelaClint and Instagram @ccapela15.

CAREER STATS

NBA REGULAR SEASON

YEAR, TEAM	GP	MINS	FGM	FGA	PCT.	FTM	FTA	PCT.	REBOUNDS			AST	PF	DQ	STL	BLK	PTS	AVG
									OFF	DEF	TOT							
14-15, HOU	12	90	14	29	.483	4	23	.174	10	26	36	2	14	0	1	9	32	2.7
15-16, HOU	77	1471	231	397	.582	80	211	.379	194	300	494	47	190	3	59	92	542	7.0
16-17, HOU	65	1551	362	563	.643	94	177	.531	178	348	526	63	179	1	34	79	818	12.6
17-18, HOU	74	2034	441	676	.652	144	257	.560	241	561	802	68	185	1	58	137	1026	13.9
18-19, HOU	67	2249	474	732	.648	166	261	.636	298	550	848	96	168	1	44	102	1114	16.6
19-20, HOU	39	1279	244	388	.629	55	104	.529	168	369	537	48	102	0	33	72	543	13.9
20-21, ATL	63	1838	413	695	.594	130	227	.573	297	606	903	49	145	0	44	129	956	15.2
7 YR. TOT	397	10752	2179	3480	.626	673	1260	.534	1386	2760	4146	373	893	6	273	620	5031	12.7

CAREER THREE-POINT FIELD GOALS: 0-2 (.000)

NBA PLAYOFFS

YEAR, TEAM	GP	MINS	FGM	FGA	PCT.	FTM	FTA	PCT.	REBOUNDS			AST	PF	DQ	STL	BLK	PTS	AVG
									OFF	DEF	TOT							
14-15, HOU	17	127	21	31	.677	15	29	.517	13	29	42	5	19	0	3	9	57	3.4
15-16, HOU	5	43	3	9	.333	2	5	.400	8	12	20	2	5	0	3	2	8	1.6
16-17, HOU	11	286	46	82	.561	24	39	.615	26	70	96	12	28	0	8	28	116	10.5
17-18, HOU	17	526	95	144	.660	26	55	.473	61	136	197	22	38	0	14	36	216	12.7
18-19, HOU	11	331	46	82	.561	15	35	.429	41	72	113	16	26	1	3	12	107	9.7
20-21, ATL	18	569	82	136	.603	17	39	.436	61	140	201	17	46	0	12	19	181	10.1
6 YR. TOT	79	1876	293	484	.605	99	202	.490	210	459	669	74	162	1	43	106	685	8.7

POSTSEASON THREE-POINT FIELD GOALS: 0-1 (.000)

CAREER HIGHS

Points	FGM	FGA	3FGM	3FGA	FTM	FTA	Rebounds	Assists	Steals	Blocks	Minutes
31	14	21	--	1	10	12	26	6	4	10	46
1/7/19	11/23/18	11/23/18	@DET	Two Times	Two Times	Two Times	1/20/21 v/DET	1/1/21 @BKN	Four Times	1/22/21 @MIN	1/3/19 @GSW



ATLANTA HAWKS

John Collins

HEIGHT: 6-9
 WEIGHT: 235
 COLLEGE: Wake Forest
 HIGH SCHOOL: Cardinal Newman, West Palm Beach, Florida
 BIRTHPLACE: Layton, Utah
 BIRTHDATE: September 23, 1997

NBA EXPERIENCE: 4 years
 CURRENT NBA SEASON: 5th

FWD/CTR
20

AGE: 24



HOW JOHN JOINED THE HAWKS: Selected by the Hawks in the first round (19th overall) of the 2017 NBA Draft as an early-entry candidate • Signed to a contract by Atlanta on July 1, 2017 • Re-signed with the Hawks on August 6, 2021.

LAST SEASON (2020-21): Appeared in 63 games (all starts) and averaged 17.6 ppg, 7.4 rpg and 1.0 bpg in 29.3 mpg (.556 FG%, .399 3FG%, career-best .833 FT%) • Ranked 18th in FG%, t24th in rpg and t25th in bpg • Scored in double figures 56 times, including 21 games with 20+ points and seven 30+ point contests • Recorded 16 double-doubles, including nine contests with 20+ points and 10+ rebounds and five with 30+ points and 10+ boards • Made a career-high six 3FGs on 1/24 @MIL, totaling 30 points in 37 minutes • Recorded a career-best 16 FGM on 2/3 v/DAL, en route to 35 points and 12 boards in 40 minutes • Pulled down a season-high 16 boards on 3/20 @LAL, adding 27 points (11-15 FGs), three steals and three blocks in 32 minutes • On 3/26 @GSW, scored a career-high 38 points (14-19 FGs, 4-5 3FGs, 6-7 FTs), adding 12 boards and a steal in 34 minutes • Tied his career-high with four steals on 5/1 v/CHI, adding 13 points, 10 boards and a block in 31 minutes • **SEASON HIGHS:** 38 pts @ GSW (3/26), 16 rebs @LAL (3/20), 5 assts @v/CLE (1/2), 4 stls v/CHI (5/1), 5 blks v/LAC (1/26), 16 FGM v/DAL (2/3), 6 3FGM @MIL (1/24), 8 FTM (2x), 43 mins v/DET (1/20).

PROFESSIONAL CAREER: Through 239 games (189 starts) across four seasons with the Hawks, holds career averages of 16.6 ppg, 8.4 rpg and 1.5 bpg in 28.6 mpg • In **2019-20**, appeared in 41 games (all starts) and averaged career-highs of 21.6 ppg, 10.1 rpg and 1.6 bpg in 33.2 mpg (.583 FG%, .401 3FG%, .800 FT%) • Ranked eighth in FG% • Scored in double figures 38 times, including 24 games with 20+ points and seven 30+ point contests • Recorded 22 double-doubles, including 15 contests with 20+ points and 10+ rebounds • Led team in total rebounds (416) and total blocks (66) • In January, was the only NBA player to average at least 19.0 points (19.4) on .550-or-better FG% (.572) and knock down at least 15 3FGM (15) • In February, posted 25.6 ppg and 10.4 rpg, shooting .636 FG%, .535 3FG% and .800 FT% in 13 contests, becoming the first player in NBA history to average at least 25.0 ppg and 10.0 rpg, while making .600 FG%, .500 3FG% and .800 FT% for a month (minimum two games played) • Made at least five FGs and shot at least .500 FG% in 22 consecutive games from Jan. 14-Feb. 29, the longest streak in franchise history • Recorded three games (all wins) with at least 30 points and at least 16 boards • Missed 25 games due to suspension for violating the NBA's Anti-Drug Program • In **2018-19**, led Hawks in ppg and rpg, averaging 19.5 ppg, 9.8 rpg and 2.0 bpg in 30.0 mpg (.560 FG%, .348 3FG%, .763 FT%) in 61 games (59 starts) • Ranked 15th in rpg, 16th in FG% & 33rd in ppg • One of only seven NBA players to play at least 60 games and post at least 19.5 ppg and 9.8 rpg • Became the first sophomore in NBA history to compile 19.5 ppg and 9.8 rpg in 30 mpg or less • Scored in double figures 57 times (33 games with 20+ points; six 30+ point contests) • At All-Star Weekend, participated in MTN DEW ICE Rising Stars and AT&T Slam Dunk • Recorded 20 points, a career-high 25 rebounds and a career-high-tying six assists on 4/10 v/IND • Registered 33 points (13-20 FGs, 7-9 FTs), a then-career-high 19 boards and a block on 3/9 vs. Brooklyn • Totalled a career-high-tying 35 points (13-20 FGs, 2-4 3FGs, 7-11 FTs), and 16 boards (10 offensive) on 2/2 at Phoenix • In **2017-18**, named to NBA All-Rookie Second Team after averaging 10.5 ppg, 7.3 rpg, 1.3 bpg and 1.1 bpg in 24.1 mpg (.576 FG%, .340 3FG%, .715 FT%) in 74 contests (26 starts) • Ranked seventh in the NBA in FG%, 10th in Eff. FG% (.591), t25th in bpg and 33rd in rpg • Led NBA rookies in offensive rebounds (176), ranked second in FG% and bpg, third in rpg, fifth in double-doubles (11) and 11th in ppg • Scored in double-figures 40 times (including two 20-point outings) and had 17 double-digit rebounding nights • Averaged 11.2 ppg, 7.9 rpg and 2.0 bpg (.580 FG%, .333 3FG%, .689 FT%) as a starter • Started for the first time in his career v/LAC (11/22), ending the game with 14 points, 10 rebounds, four steals and three assists in 38 minutes (7-9 FGs) • Made his NBA debut @Dal (10/18), finishing with 14 points, five rebounds, two steals and one assist in 22 minutes (6-10 FGs, 2-3 FTs) • Started and saw 23 minutes of action in the 2018 Mtn Dew Kickstart Rising Stars game (2/16) during All-Star Weekend tallying 11 points, three rebounds, two steals and one block (5-8 FGs, 1-2 FTs) • Missed six games (12/2-12/12) due to a left AC joint sprain and missed two games (3/20-3/22) due to a left ankle sprain.

PLAYOFF HISTORY: In 2021, appeared in 18 postseason games (all starts), averaging 13.9 points and 8.7 rebounds in 32.0 minutes (.549 FG%, .357 3FG%, .833 FT%) • Recorded 14 games with 10-or-more points, including four games with at least 20 points • Posted five double-doubles • His .549 FG% ranked 4th in the NBA among players with at least 100 FGM • During the final 12 games of the postseason, averaged 14.0 points and 10.3 rebounds per contest.

COLLEGIATE CAREER: A two-year letterman at Wake Forest with career averages of 13.4 ppg, 7.0 rpg and 1.2 bpg in 20.7 mpg (.601 FG%, .729 FT%) in 64 games (34 starts) • As a sophomore in 2016-17, averaged 19.2 ppg, 9.8 rpg and 1.6 bpg in 26.6 mpg (.622 FG%, .745 FT%) in 33 games (all starts) on his way to garnering All-ACC First Team and ACC Most Improved Player honors, as well as Second Team All-America recognition by the Basketball Times • Also named to the USBWA and NABC All-District Teams

CAREER HIGHS

Points	FGM	FGA	3FGM	3FGA	FTM	FTA	Rebounds	Assists	Steals	Blocks	Minutes
38	16	26	6	9	10	12	25	6	4	5	50
3/6/21	2/3/21	12/28/19	1/24/21	1/24/21	2/23/19	12/14/18	4/10/19	Four Times	Two Times	1/26/21	2/9/20
@GSW	v/DAL	@CHI	@MIL	@MIL	v/PHO	@BOS	v/IND			v/LAC	v/NYK



CAREER STATS

NBA REGULAR SEASON

YEAR	TEAM	GP	MINS	FGM	FGA	PCT.	FTM	FTA	PCT.	REBOUNDS			AST	PF	DQ	STL	BLK	PTS	AVG
										OFF	DEF	TOT							
17-18	ATL	74	1785	314	545	.576	133	186	.715	176	365	541	98	215	4	47	80	777	10.5
18-19	ATL	61	1829	465	831	.560	203	266	.763	219	376	595	121	199	3	22	39	1188	19.5
19-20	ATL	41	1362	353	605	.583	120	150	.800	116	300	416	60	138	3	31	66	885	21.6
20-21	ATL	63	1848	429	771	.556	170	204	.833	118	349	467	78	193	0	34	63	3961	16.6
3 YR. TOT		176	4976	1132	1981	.571	456	602	.757	511	1041	1552	279	552	10	100	185	2850	16.2

THREE-POINT FIELD GOALS IN 17-18: 16-47 (.340)
 THREE-POINT FIELD GOALS IN 18-19: 55-158 (.348)

THREE-POINT FIELD GOALS IN 19-20: 59-147 (.401)
 THREE-POINT FIELD GOALS IN 20-21: 83-208 (.399)

CAREER THREE-POINT FIELD GOALS: 213-560 (.380)

NBA PLAYOFFS

YEAR	TEAM	GP	MINS	FGM	FGA	PCT.	FTM	FTA	PCT.	REBOUNDS			AST	PF	DQ	STL	BLK	PTS	AVG
										OFF	DEF	TOT							
20-21	ATL	18	576	100	182	.549	30	36	.833	36	121	157	16	59	1	8	11	250	13.9

PLAYOFF THREE-POINT FIELD GOALS: 20-56 (.357)

ATLANTA HAWKS

Sharife Cooper

HEIGHT: 6-1
 WEIGHT: 180
 COLLEGE: Auburn
 HIGH SCHOOL: McEachern, Powder Springs, GA
 BIRTHPLACE: Newark, NJ
 BIRTHDATE: June 11, 2001
 AGE: 20

GUARD
2



HOW SHARIFE JOINED THE HAWKS: Selected by Atlanta in the second round (48th overall) of the 2021 NBA Draft on July 29, 2021
 • Signed to a contract with the Hawks on August 5, 2021.

COLLEGIATE CAREER: Named to the SEC All-Freshman Team • Selected to the NABC All-District 20 Second Team • In 12 games (all starts), averaged 20.2 points, 8.1 assists, 4.3 rebounds and 1.0 steals in 33.0 minutes per game • Shot 39.1 percent from the floor and 82.5 percent from the charity stripe • One of only three players since 2010 to average 20 points, eight assists and four rebounds per game (Ja Morant, Murray State, 2018-19 and Kay Felder, Oakland, 2015-16) • Despite only playing in 12 games, his 97 total assists finished eighth overall in the SEC, first among conference freshmen and 15th nationally among all freshmen • Was one of only three freshmen nationally to score 25 or more points at least five times during the season • Joined Eric Gordon (Indiana), Tajuan Porter (Oregon), Kris Humphries (Minnesota) and Carmelo Anthony (Syracuse) as only major conference players with three 25-point games in their first four career games • Made Auburn debut against Alabama (Jan. 9) and finished with 26 points, nine assists, four rebounds and three steals in 33 minutes ... his 26 points tied Eddie Johnson for the most points scored by a freshman in his first game in program history • Only player in the country with multiple games of 15 points, 12 assists and five rebounds during 2020-21 campaign • Broke Auburn record for free throws in a game with 18 (18 of 21) against Missouri (Jan. 26) • Named SEC Freshman of the Week on Jan. 11.

PERSONAL INFO: Born on June 11, 2001 in Newark, NJ • His parents are Kindall and Omar Cooper • Sister Te'a plays for the WNBA's Los Angeles Sparks • Has a twin brother, Omar, and another sister, Mia • Led McEachern High School to its first state title in 2019 and has his jersey retired there • Former Mr. Georgia Basketball and Georgia Gatorade Player of the Year • On Twitter @SharifeCooper and Instagram @sharife.cooper.



PLAYERS

CAREER STATS

COLLEGIATE CAREER

YEAR, TEAM	GP	MINS	FGM	FGA	PCT.	FTM	FTA	PCT.	REBOUNDS			AST	PF	DQ	STL	BLK	PTS	AVG
									OFF	DEF	TOT							
20-21, AUB	12	397	72	184	.391	85	103	.825	8	43	51	97	32	1	12	3	242	20.2

CAREER THREE-POINT FIELD GOALS: 13-57 (.228)

ATLANTA HAWKS

Gorgui Dieng

HEIGHT: 6-10 NBA EXPERIENCE: 8 years
 WEIGHT: 240 CURRENT NBA SEASON: 9th
 TEAM/HOME COUNTRY: Louisville/Senegal
 BIRTHPLACE: Kebemer, Senegal
 BIRTHDATE: January 18, 1990 AGE: 31

CENTER
10



HOW GORGUI JOINED THE HAWKS: Signed a free agent contract with the Hawks on Aug. 9, 2021 • Selected by the Utah Jazz with the 21st overall pick in the first round of the 2013 NBA Draft on June 27, 2013 • Draft rights traded by the Utah Jazz with the draft rights to Shabazz Muhammad (14th overall) to the Minnesota Timberwolves for the draft rights to Trey Burke (11th overall) on June 27, 2013 • Signed a multi-year contract with the Minnesota Timberwolves on July 13, 2013 • Signed a multi-year contract extension with the Minnesota Timberwolves on Oct. 31, 2016 • As part of a three-team trade, traded by the Minnesota Timberwolves to the Memphis Grizzlies on Feb. 6, 2020; Memphis traded Jae Crowder, Solomon Hill and Andre Iguodala to the Miami Heat; Miami traded Justise Winslow and Dion Waiters to Memphis and traded James Johnson to Minnesota • Waived by Memphis on March 26, 2021 • Signed to a contract with the San Antonio Spurs on March 29, 2021.

LAST SEASON (2020-21): Appeared in 38 games (one start) with Memphis and San Antonio and averaged 6.8 ppg, 3.7 rpg and 1.3 apg in 14.5 mpg (.521 FG%, .429 3FG%, .866 FT%) • Scored in double-figures nine times and one contest with double-digit rebounds • Recorded at least one block in 11 contests, including three games with two blocks and one with three rejections • Waived by Memphis on 3/26 • Signed by San Antonio on 3/29 • **SEASON HIGHS:** 19 pts @SAS (2/1), 10 rebs @PHX (4/17), 4 assts v/LAL (1/3), 2 stls (5x), 3 blks v/HOU (2/4), 8 FGM @SAS (2/1), 3 3FGM (2x), 8 FTM v/PHI (2/20), 31 mins v/PHI (5/2).

PROFESSIONAL CAREER: Through 553 games (205 starts) across eight seasons with the Timberwolves, Grizzlies and Spurs, holds career averages of 7.8 ppg, 6.0 rpg and 1.4 apg in 21.5 mpg • In **2019-20**, split his seventh NBA season between the Minnesota Timberwolves and Memphis Grizzlies • Appeared in 63 games (17 starts) overall and averaged 7.2 points, 5.6 rebounds and 1.2 assists in 17.4 minutes while shooting 45.6 percent from the field, 35.5 percent from 3-point range and 77.2 percent from the free throw line • Set a career-high for 3-pointers made (54) and attempted (152) • Missed nine games, including eight as a DNP (Coach's Decision) and one (Feb. 7) due to a pending trade • Saw action in 46 games (17 starts) for Minnesota and averaged 7.4 points, 5.6 rebounds and 1.3 assists in 16.9 minutes before he was acquired by Memphis in a three-team trade on Feb. 6 that also sent Justise Winslow and Dion Waiters from Miami to Memphis • Competed in 17 games as a reserve for the Grizzlies and averaged 7.2 points, 5.8 rebounds and 1.0 blocks in 18.7 minutes • Scored in double figures 24 times, including two games with at least 20 points • Grabbed double-digit rebounds 10 times, including one game with at least 20 rebounds • Posted nine double-doubles • Passed Wally Szczerbiak (438 games) for fourth in Timberwolves franchise history in games played on Nov. 11 at Detroit • Passed Sam Mitchell (3,030) for fourth in Timberwolves franchise history in rebounds on Jan. 17 at Indiana • Scored 18 points, including a career-high four 3-pointers made, on Dec. 20 at Denver • Registered 11 points and a season-high 20 rebounds on Dec. 30 vs. Brooklyn • Recorded season-highs for points (22), threes made (career-high tying 4), assists (6) and blocks (4) to go with 13 rebounds on Jan. 5 at Cleveland • Tied his career high for threes made (4) on Jan. 11 at Houston • Tallied seven points, three rebounds, two assists, two steals and one block in 13 minutes in his Grizzlies debut on Feb. 12 vs. Portland • Totaled 14 points, 10 rebounds and a season-high four blocks on Feb. 24 at LA Clippers • Posted his 500th career block on March 4 at Brooklyn • Averaged 7.2 points and 3.6 rebounds in 16.9 minutes in five appearances during the Grizzlies' eight-game seeding schedule at Walt Disney World in Orlando • In **2018-19** with Minnesota, appeared in 76 games (two starts) during his sixth NBA season and averaged 6.4 points and 4.1 rebounds in 13.6 minutes while shooting 50.1 percent from the field, 33.9 percent from 3-point range and 83.0 percent from the free throw line • Missed six games (Feb. 22-23) due to personal reasons • DNP (Coach's Decision) four times • Scored in double figures 16 times • Grabbed double-digit rebounds three times • Posted two double-doubles • Blocked a season-high three shots on Nov. 21 vs. Denver • Pulled down a season-best 11 rebounds on Jan. 4 vs. Orlando and April 10 at Denver • Scored a season-high 19 points on April 5 vs. Miami • Started the final two games of the season (April 9-10), ending a string of 153 consecutive appearances as a reserve • In **2017-18** in Minnesota, competed in 79 games, all as a reserve, during his fifth NBA season and averaged 5.9 points and 4.6 rebounds in 16.9 minutes while shooting 47.9 percent from the field, 31.1 percent from 3-point range and 77.5 percent from the free throw lines • Missed three games (Nov. 11-15) with a sprained right index finger, ending his streak of consecutive games played at 175 • Scored in double figures 17 times • Grabbed double-digit rebounds twice • Posted two double-doubles • Hauled in a season-high 11 rebounds on Nov. 5 vs. Charlotte and March 24 at Philadelphia • Registered season highs with 19 points, five assists, four steals and 37 minutes on Nov. 29 at New Orleans • Passed Rasho Nesterovic (373) for second in franchise history in blocks on Dec. 23 at Phoenix and recorded his 400th career block on March 23 at New York • Scored his 3000th career point on Feb. 7 at Cleveland. In **2016-17**, started all 82 games during his fourth NBA season and averaged 10.0 points, 7.9 rebounds, 1.9 assists, 1.08 steals and 1.16 blocks in a career-high 32.4 minutes while shooting 50.2 percent from the field, 37.2 percent from 3-point range and 81.4 percent from the free throw line • One of three Timberwolves (Karl-Anthony Towns, Andrew Wiggins) and five NBA players (Marcin Gortat, Jeff Teague) to play and start in all 82 games during the 2016-17 season • Ranked 25th in the NBA in rebounding, 26th in field goal percentage and 23rd in blocks • Scored in double figures 45 times, including three games with at least 20 points • Grabbed double-digit rebounds 21 times • Posted 13 double-doubles • Had a season-high seven assists to go with 12 points and 11 rebounds on Nov. 9 at Orlando

CAREER HIGHS

Points	FGM	FGA	3FGM	3FGA	FTM	FTA	Rebounds	Assists	Steals	Blocks	Minutes
32	12	24	4	7	8	10	9	17	5	3	46
1/5/18	1/5/18	2/4	Two	3/20/19	Two	3/7/18	Two	1/4/19	Five	Five	1/10/18
@DAL	@DAL	Times	Times	v/WAS	Times	v/MEM	Times	v/IND	Times	Times	@NYK

• Scored a season-high 21 points on Jan. 15 at Dallas • Totaled a season-high 15 rebounds on March 30 vs. LA Lakers • In **2015-16** with the Wolves, appeared in all 82 games (39 starts) during his third NBA season and averaged a career-high 10.1 points, 7.1 rebounds, 1.7 assists, a career-high 1.15 steals and 1.17 blocks in 27.1 minutes while shooting a career-high 53.2 percent from the field (10th in the NBA) and a career-best 82.7 percent from the free throw line • Started the final 36 contests and averaged 12.7 points, 8.0 rebounds and 2.3 assists in 31.3 minutes over that stretch • Scored a career-high 25 points (11-11 FT) on March 11 at Oklahoma City • Contributed 20 points and a season-high 15 rebounds on Jan. 29 at Utah • Tied his career-high with six blocks on Jan. 12 vs. Oklahoma City • Recorded a career-high 10 straight games scoring in double figures (Jan. 25-Feb. 19) • Posted a career-high five straight games with double-digit rebounds and five straight double-doubles from Feb. 3-19 • Put together a run of four straight multi-steal, multi-block games from March 7-14, the longest such streak in the NBA this season • In **2014-15**, competed in 73 games (49 starts) in his second NBA season and averaged 9.7 points, a career-high 8.3 rebounds, 2.0 assists and a career-high 1.73 blocks in 30.0 minutes while shooting 50.6 percent from the field and 78.3 percent from the free throw line • Ranked 21st in the NBA in rebounding and 12th in blocks • Missed the final nine games of the season (March 30-April 15) with concussion-like symptoms • Scored 14 points with four rebounds and three assists in the BBVA Rising Stars Challenge on Feb. 13 as part of NBA All-Star Weekend 2015 in New York • Had a career-high five steals on Nov. 19 vs. New York • Dealt a career-high eight assists on Nov. 28 at LA Lakers • Posted a season-high 22 points and 12 rebounds on Jan. 5 vs. Denver • Pulled down a season-high 18 rebounds on Jan. 26 at Oklahoma City • Blocked a career-high six shots in a career-high 48 minutes on March 19 at New York • In **2013-14**, appeared in 60 games (15 starts) during his rookie season and averaged 4.8 points and 5.0 rebounds in 13.6 minutes while shooting 49.8 percent from the field and 63.4 percent from the free throw line • Missed 22 games • DNP (Coach's Decision) 20 times • A healthy scratch on the team's inactive list twice • Selected to the NBA All-Rookie Second Team • Named Western Conference Rookie of the Month for March • Scored in double figures 13 times, including two games with at least 20 points • Grabbed double-digit rebounds 10 times, including two games with at least 20 rebounds • Started 15 of the final 18 games and averaged 12.0 points and 11.3 rebounds in 30.2 minutes while shooting 52.8 percent and collecting nine double-doubles • Became the fifth player in Timberwolves history (Kevin Garnett, Tom Gugliotta, Al Jefferson, Kevin Love) to record a 20-point, 20-rebound game by posting a season-high 22 points and a career-high 21 rebounds on March 20 at Houston • Also became the fourth rookie in 20 years to accomplish that feat (Tim Duncan, Joe Smith, DeJuan Blair) • Made the game-winning basket on 4.6 seconds left on April 11, capping a 12-point, 20-rebound performance.

PLAYOFF HISTORY: Appeared in all five postseason games during the Timberwolves' 2018 first-round series against the Houston Rockets and averaged 3.4 points and 3.6 rebounds in 14.0 minutes • Made a play-in game appearance with Memphis on 8/15/20 against Portland and totaled two points, four boards and two blocks in 14 minutes • As a member of the Spurs, saw 13 minutes of action in their 2021 play-in contest against Memphis and posted six points, four rebounds and an assist.

NATIONAL TEAM CAREER: FIBA Senior Team Events: At AfroBasket in 2021, led Senegal to a third-place finish after averaging 20.0 points (1st in the tournament) and 10.5 rebounds (2nd in the tournament) en route to earning All-Tournament team honors • Played six games with Senegal during the 2018 Africa Qualifiers and averaged 18.3 points and 8.5 rebounds in 32.9 minutes • Led Senegal to a third-place finish in AfroBasket 2017 in Tunisia, averaging 14.2 points and 6.8 rebounds in six contests • Averaged tournament highs with 22.9 points and 14.9 rebounds for Senegal in AfroBasket 2015 • Helped Senegal reach the knockout stage in the 2014 FIBA World Cup in Spain, averaging 16.0 points and 10.7 rebounds. Non-FIBA Events: Totaled 16 points, 11 rebounds, five steals and hit the game-winning 3-pointer at the buzzer in leading Senegal to a 66-65 victory over Team USA Midwest in the 2009 Nike Global Challenge in Oregon on Aug. 8, 2009.

PERSONAL INFO: Born Jan. 18, 1990 in Kebemer, Senegal • The son of Momar Dieng and Seynabou Diagne, he has seven brothers and sisters • Speaks five languages (Spanish, French, Italian, English and his native Wolof) • Majored in communication at Louisville • Honored at The White House on June 23, 2013 as President Obama welcomed the 2013 NCAA champion Louisville Cardinals • Averaged 15.4 points, 12.2 rebounds and 7.2 blocks as a senior at Huntington St. Joseph Prep in Huntington, W.Va. • Enjoys playing video games in his spare time • In partnership with MATTER, he launched The Gorgui Dieng Foundation to further healthcare access, healthy food, sustainable farming and athletic camps in his home country of Senegal • Worked alongside MATTER and the Roger & Nancy McCabe Foundation to donate older generation medical equipment and materials that were still in working order and are put to good use in facilities which lack even basic health care supplies such as quality hospital beds, operating room lights and baby incubators • On Twitter @GorguiDieng and Instagram @gorguidieng.

CAREER STATS

NBA REGULAR SEASON

YEAR, TEAM	GP	MINS	FGM	FGA	PCT.	FTM	FTA	PCT.	REBOUNDS			AST	PF	DQ	STL	BLK	PTS	AVG
									OFF	DEF	TOT							
13-14, MIN	60	818	113	227	49.8	59	93	63.4	103	197	300	39	108	0	30	50	286	4.8
14-15, MIN	73	2193	259	512	50.6	191	244	.783	223	386	609	146	188	1	71	126	710	9.7
15-16, MIN	82	2220	308	579	53.2	205	248	.827	157	428	585	143	219	0	94	96	827	10.1
16-17, MIN	82	2653	332	661	50.2	136	167	.814	188	459	647	158	254	2	88	95	816	10.0
17-18, MIN	79	1333	186	388	47.9	79	102	.775	106	254	360	71	147	0	45	39	470	5.9
18-19, MIN	38	552	85	163	52.1	58	67	.866	81	230	311	72	134	0	48	41	485	6.4
19-20, MIN-MEM	63	1096	166	364	45.6	78	101	.772	91	263	354	73	124	1	51	59	464	7.4
20-21, MEM-SAS	38	552	85	163	52.1	58	67	.866	40	100	140	48	56	0	26	16	238	6.8
8 YR. TOT	553	11896	1638	3271	50.1	894	1128	.793	989	2317	3306	750	1230	4	453	522	4316	7.8

THREE-POINT FIELD GOALS IN 13-14:	1-1 (1.000)	THREE-POINT FIELD GOALS IN 17-18:	19-61 (.311)
THREE-POINT FIELD GOALS IN 14-15:	1-6 (.167)	THREE-POINT FIELD GOALS IN 18-19:	19-56 (.339)
THREE-POINT FIELD GOALS IN 15-16:	6-20 (.300)	THREE-POINT FIELD GOALS IN 19-20:	54-152 (.355)
THREE-POINT FIELD GOALS IN 16-17:	16-43 (.372)	THREE-POINT FIELD GOALS IN 20-21:	30-70 (.429)

CAREER THREE-POINT FIELD GOALS: 146-409 (.357)

NBA PLAYOFFS

YEAR, TEAM	GP	MINS	FGM	FGA	PCT.	FTM	FTA	PCT.	REBOUNDS			AST	PF	DQ	STL	BLK	PTS	AVG
									OFF	DEF	TOT							
17-18, MIN	5	70	6	18	.333	3	4	.750	3	15	18	4	13	0	2	4	17	3.4


PLAYOFF THREE-POINT FIELD GOALS: 2-5 (.400)

ATLANTA HAWKS

Danilo Gallinari

HEIGHT: 6-10 NBA EXPERIENCE: 12 years
 WEIGHT: 233 CURRENT NBA SEASON: 13th
 TEAM/HOME COUNTRY: Olimpia Milano/Italy
 BIRTHPLACE: Sant'Angelo Ldignano, Italy
 BIRTHDATE: August 8 1988 AGE: 33

FORWARD
8



HOW DANILO JOINED THE HAWKS: Acquired by the Hawks, along with cash considerations, in exchange for a conditional 2025 second-round pick from Oklahoma City on November 24, 2020 • Acquired by the Thunder from the LA Clippers, along with Shai Gilgeous-Alexander, three Clippers first-round draft picks (2022, 2024, 2026), two first-round picks from Miami (2021, 2023) and the right to two first-round pick swaps (2023, 2025) in exchange for Paul George on July 10, 2019 • Acquired by the LA Clippers from Denver as part of a three-team transaction on July 6, 2017 • Traded, as part of a three-team deal, from New York to Denver on February 22, 2011 • Selected 6th overall by the Knicks in the 2008 NBA Draft on June 26, 2008.

LAST SEASON (2020-21): Appeared in 51 games (four starts) and averaged 13.3 ppg, 4.1 rpg and 1.5 apg in 24.0 mpg (.434 FG%, .406 3FG%, .925 FT%) • Led the Eastern Conference (3rd in the NBA) in FT% and was 40th in 3FG% • On 2/24 v/BOS, set a career-high and a Hawks franchise record with 10 3FGM, totaling 38 points, six boards and two steals in 33 minutes ... He became just the third player in NBA history to knock down 10-or-more triples off the bench • Scored 10+ points 34 times, including nine games with 20-or-more points and one contest with at least 30 points • Recorded two double-doubles • **SEASON HIGHS:** 38 pts v/BOS (2/24), 12 rebs @SAS (4/1), 6 assts @ORL (3/3), 3 stls @IND (5/6), 1 blk (10x), 13 FGM v/BOS (2/24), 10 3FGM v/BOS (2/24), 13 FTM v/GSW (4/4), 39 mins @ORL (3/3).

PROFESSIONAL CAREER: Through 662 games (545 starts) across 12 seasons with the Knicks, Nuggets, Clippers, Thunder and Hawks, holds career averages of 15.9 ppg, 4.8 rpg and 2.0 apg in 30.4 mpg • In **2019-20**, appeared in 62 games (all starts) and averaged 18.7 ppg, 5.2 rpg and 1.9 apg in 29.6 mpg (.438 FG%, .405 3FG%, .893 FT%) • Tallied a Thunder team-high 178 3FGM, the second-highest total of his career • On 1/13 @MIN, led OKC with 30 points (8-12 FGs, 3-4 3FGs, 11-12 FTs), earning his 10th straight game with at least three makes from beyond the arc, tied with Paul George for the longest such streak in Thunder history • On 12/1 @NOP, led OKC with his first double-double of the season of 23 points and a game-high tying 11 rebounds, going 4-for-7 from beyond the arc • Led the team in scoring 16 times, rebounding seven times and assists twice • Notched three double-doubles, grabbing double-figure boards three times • Scored 10+ points 57 times, 20+ points 25 times and 30+ points once • Sat out one game with a left ankle sprain • Missed five games with left ankle soreness • Sat out one game with a right calf contusion • Missed one game on rest • Out one game with a sore left thumb • Missed a game with injury maintenance • • In **2018-19**, appeared in 68 games (all starts) with the LA Clippers and recorded averages of 19.8 points, 6.1 rebounds and 2.6 assists in 30.3 minutes per contest (.463 FG%, .433 3FG%, .904 FT%) • Ranked 4th in the NBA in FT% and 5th in 3FG% • Led the NBA in points per possession with at least 1,000 possessions, per Synergy and recorded career-highs in ppg, rpg and FG% • On 3/4 at L.A. Lakers, recorded his 1,000th career three-pointer • On 4/5 vs. L.A. Lakers, matched his career-high of eight assists • On 3/31 vs. Memphis, recorded a season-high 15 rebounds and made 14 free throws • Missed one game due to illness • Sat out 10 games due to low back spasms • Missed one game due to a sore left ankle • In **2017-18**, appeared in 21 games (all starts) with the LA Clippers, averaging 15.3 points, 4.8 rebounds and 2.0 steals in 32.0 minutes, shooting 93.1 percent from the free throw line • Logged at least 20 points five times, four of which came in an 11-day stretch in February • On 2/5 vs. Dallas, scored a season-high 28 points on 13 field goal attempts, making him one of eight players that season with at least 28 points on 13 or fewer attempts • Missed 13 games with a sprained left glute • Sat out six games due to a left glute contusion • Absent from 19 games due to a left glute injury • Missed 18 games because of a right hand contusion/non-displaced fracture • Sat out five games due to a sore right hand • In **2016-17**, appeared in 63 games (all starts) with Denver and averaged 18.2 points, 5.2 rebounds and 2.1 assists in 33.9 minutes, .447 FG% percent from the field, .389 3FG% and .902 FT% • Was one of six players to average at least 18 points, five rebounds and two assists while shooting at least 38 percent from three • Led Denver in scoring and free throw shooting • Ranked tied for eighth in the NBA in offensive rating • Scored in double figures in 62 of his 63 appearances • Scored at least 20 points 21 times, including two 30-point outings • In **2015-16**, appeared in 53 games (all starts) with Denver and averaged a career-high 19.5 points, 5.3 rebounds and 2.5 assists in 34.7 minutes per contest • On 2/19 @SAC, tallied 27 points, three rebounds, three steals and two assists in 37 minutes • Recorded a season-high 33 points, going 18-for-18 FTs, three rebounds and two assists on 2/5 v/CHI • On 1/23 v/DET, registered 30 points (8-15 FGs, 13-16 FTs), six rebounds and two assists • On 1/19 v/OKC, posted 27 points in 39 minutes • Grabbed a career-best 18 rebounds and tallied 20 points on 11/24 v/LAC, going 16-of-17 from the line • Missed the last 23 games of the season and six others in season due to a right ankle sprain • In **2014-15**, appeared in 59 games (27 starts) with Denver, recording averages of 12.4 points, 3.7 rebounds and 1.4 assists • Registered a career-best 47 points and nine rebounds on 4/10 v/DAL, going 15-for-23 from the field and 10-for-10 from the stripe • On 3/22 at Orlando, registered 40 points, seven rebounds, four assists and three steals, going 12-of-21 from the floor and 10-of-11 from the free throw line • Missed 15 games with a right knee meniscal tear • Sat out five games due to rest • Missed three games because of a right knee contusion • Missed the entire **2013-14** season due to a torn left ACL • In **2012-13**, appeared in 17 games (all starts) with Denver, averaging 16.2 points, 5.2 rebounds and 2.5 assists in 32.5 minutes per contest • Scored in double figures 57 times and at least 20 points 22 times • Led the team with 135 three-pointers and shot a team-leading .822 FT% • Did not play on opening

CAREER HIGHS

Points	FGM	FGA	3FGM	3FGA	FTM	FTA	Rebounds	Assists	Steals	Blocks	Minutes
47	15	23	10	16	18	20	18	8	5	4	52
4/10/15	4/10/15	2/24/21	10/31/09	10/31/09	1/21/12	2/0	11/24/15	8	1/1/12	Two	1/21/12
v/DAL	v/DAL	Times	v/BOS	v/PHI	Times	@NYK	v/LAC	Times	v/LAL	Times	@NYK

night due to a left ankle sprain • Missed two games due to a sinus infection • Sat out two games due to a left thigh bruise • Sat out six games with an ACL tear • In **2011-12**, appeared in 43 games (40 starts) with the Nuggets and averaged 14.6 points, 4.7 rebounds and a career-best 2.7 assists. Scored in double digits in 31 of his 43 games. Led the team in scoring 14 times throughout the season. On 1/25 @SAC, had 23 points, five assists and three blocks • On 1/21 @NYK, recorded a double-double with a career-high 37 points and 11 rebounds while shooting 18-of-20 from the line • Left the game on 2/6 v/HOU with a left ankle sprain and missed the next 13 • Sat out 10 games with a fractured thumb • In **2010-11**, appeared in 62 games (60 starts) with New York and Denver, recording averages of 13.6 points, 4.9 rebounds and 1.7 assists in 33.9 minutes per contest • In 14 games with the Nuggets, averaged 14.7 points and 4.9 rebounds in 30.9 minutes • Appeared in 48 games (all starts) with the Knicks, averaging 15.9 points, 4.8 rebounds and 1.7 assists in 34.8 minutes per game • Scored at least 20 points 15 times, including one 30-point outing • Logged two double-doubles on the year with New York • Missed two games with a sprained right ankle • Sat out 14 games due to a left knee sprain • In **2009-10**, appeared in 81 games (74 starts) with New York, averaging 15.1 points (four on team) and 4.9 rebounds in 33.9 minutes, shooting .423 FG% and .818 FT% • Led the team in games played after back pain limited him to just 28 contests in his rookie season • Shot .381 3FG%, finishing second in the NBA in makes behind only Houston's Aaron Brooks (209) and recording the second-highest single-season total in Knicks franchise history (John Starks made 217 in 94-95) • Ranked sixth among NBA sophomores in scoring • Led the Knicks in scoring 12 times and rebounds four times • Had 20 games with 20 or more points and two 30-point outings • Notched five double-doubles • Scored five points for the Sophomore squad in the 2010 T-Mobile Rookie Challenge at the NBA All-Star weekend in Dallas • Also finished tied for fourth in the Foot Locker Three-Point Contest and assisted on Nate Robinson's third career win in the Sprite Slam Dunk Competition • In **2008-09**, lingering back pain limited his rookie season to 28 games (two starts), averaging 6.1 points on .448 FG% in 14.7 minutes per game • Shot .444 3FG% and .963 FT% • Recorded six double-figure scoring games • Made at least one three-point shot in 21 of his 28 games • Scored a season-high 17 points on 3/4 v/ATL • Logged nine DNP-CD • Missed 45 games due to back pain • Underwent successful back surgery on 4/7.

PLAYOFF HISTORY: Has appeared in 43 postseason games (25 starts) with the Nuggets, Clippers, Thunder and Hawks, averaging 14.2 points, 4.6 rebounds and 1.5 assists in 28.5 minutes • In 2021, made 18 appearances and averaged 12.8 points and 3.9 rebounds in 24.6 minutes (.425 FG%, .405 3FG%, .942 FT%) • Scored 10+ points 12 times, including two games with at least 20 points • Led all reserves with 231 points, 74 FGM, 49 FTM and 12 games with 10+ points • In 2020, appeared in seven contests and posted 15.0 points, 5.4 rebounds and 1.0 assists in 30.3 minutes • In 2019, appeared in six playoff games (all starts), averaging 19.8 points, 6.2 rebounds, 2.7 assists and 1.33 steals in 33.5 minutes per contest • On 4/26 @GSW, registered a playoff career-high 29 points • In 2012, appeared in all seven postseason games with the Nuggets v/LAL, averaging 13.4 points, 5.1 rebounds and 2.4 assists in 31.7 minutes per contest • In 2011, started in all five playoff games with Denver v/OKC, recording averages of 12.0 points, 3.4 rebounds and 2.0 assists in 29.6 minutes • Posted 18 points, four rebounds and two assists in Game 1 on 4/17.

INTERNATIONAL CAREER: Played in Italy from 2004-2008 • Participated in the 2020 Olympics with Italy • Appeared in 62 games (60 starts) in two seasons (2006-08) with Armani Jeans Milano of the Italian A-1 League, averaging 14.0 points on 45.2 percent shooting from the field and 36.3 percent shooting from beyond the arc • Was named EuroLeague's Rising Star in 2007-08 • Scored a career-high 29 points vs. Siviglia during the 2007-08 season • Participated in the 2007 Italian All-Star Game • Signed with Armani Jeans Milano and played on loan with Edimes Pavia (Italian A-2 League) in 2005-06 • Member of the Italian U-18 National Team, helping lead Italy to a bronze medal at the 2005 U-18 European Championships in Belgrade while averaging 10.6 points per game • Made his pro debut at age 16 with Assigeco Casalpusterlengo of the Italian Serie B-1 League in 2004-05.

(CONTINUED ON P. 62)

CAREER STATS

NBA REGULAR SEASON

YEAR, TEAM	GP	MIN	FGM	FGA	PCT.	FTM	FTA	PCT.	REBOUNDS			AST	PF	DD	STL	BLK	PTS	AVG
									OFF	DEF	TOT							
06-08, NYK	26	412	56	125	.448	26	27	.893	13	42	55	15	48	1	14	4	170	6.1
09-10, NYK	81	2747	392	927	.423	251	307	.818	65	333	398	135	191	1	75	58	1221	15.1
10-11, NYK-DEN	62	2104	265	640	.414	337	391	.862	59	246	305	104	144	0	51	27	970	15.6
11-12, DEN	43	1351	193	466	.414	182	209	.871	28	174	202	116	86	0	42	23	628	14.6
12-13, DEN	71	2309	364	871	.418	286	348	.822	65	302	367	176	130	0	64	36	1149	16.2
14-15, DEN	59	1426	228	568	.401	171	191	.895	31	187	218	83	94	0	47	20	734	12.4
15-16, DEN	53	1839	287	700	.410	375	432	.868	52	229	281	135	87	1	42	19	1036	19.5
16-17, DEN	63	2134	335	750	.447	349	387	.902	39	286	325	135	93	0	40	15	1145	18.2
17-18, LAC	21	671	102	256	.398	81	87	.931	9	92	101	41	30	0	12	10	321	15.3
18-19, LAC	68	2059	409	884	.463	367	406	.904	54	363	417	178	129	1	49	23	1346	19.8
19-20, OKC	62	1824	358	817	.438	266	298	.893	34	288	322	119	75	0	42	5	1160	18.7
20-21, ATL	51	1222	206	475	.434	161	174	.925	17	194	211	76	105	0	30	10	676	13.3
11 YR. TOT	662	20108	3195	7479	.427	2852	3257	.876	466	2736	3202	1313	1212	4	508	250	10556	15.9

THREE-POINT FIELD GOALS IN 08-09:	32-72 (.444)	THREE-POINT FIELD GOALS IN 15-16:	87-239 (.364)
THREE-POINT FIELD GOALS IN 09-10:	186-488 (.381)	THREE-POINT FIELD GOALS IN 16-17:	126-324 (.389)
THREE-POINT FIELD GOALS IN 10-11:	103-293 (.352)	THREE-POINT FIELD GOALS IN 17-18:	36-111 (.324)
THREE-POINT FIELD GOALS IN 11-12:	60-183 (.328)	THREE-POINT FIELD GOALS IN 18-19:	161-372 (.433)
THREE-POINT FIELD GOALS IN 12-13:	135-362 (.373)	THREE-POINT FIELD GOALS IN 19-20:	178-439 (.405)
THREE-POINT FIELD GOALS IN 14-15:	107-301 (.355)	THREE-POINT FIELD GOALS IN 20-21:	103-254 (.406)

CAREER THREE-POINT FIELD GOALS: 1314-3438 (.382)

NBA PLAYOFFS

YEAR, TEAM	GP	MIN	FGM	FGA	PCT.	FTM	FTA	PCT.	REBOUNDS			AST	PF	DD	STL	BLK	PTS	AVG
									OFF	DEF	TOT							
10-11, DEN	5	148	19	44	.432	15	21	.714	1	16	17	10	17	0	4	0	60	12.0
11-12, DEN	7	222	34	94	.362	22	24	.917	9	27	36	17	15	0	5	4	94	13.4
18-19, LAC	6	201	39	111	.351	28	33	.848	9	28	37	16	14	0	8	1	119	19.8
19-20, OKC	7	212	32	79	.405	29	30	.967	5	33	38	7	11	0	5	1	105	15.0
20-21, ATL	18	442	74	174	.425	49	52	.942	8	62	70	14	46	0	6	3	231	12.8
5 YR. TOT	43	1225	198	502	.394	143	160	.893	32	166	198	64	103	0	28	9	609	14.2

THREE-POINT FIELD GOALS IN 10-11:	7-15 (.467)	THREE-POINT FIELD GOALS IN 19-20:	12-37 (.324)
THREE-POINT FIELD GOALS IN 11-12:	4-23 (.174)	THREE-POINT FIELD GOALS IN 20-21:	34-84 (.405)
THREE-POINT FIELD GOALS IN 18-19:	13-43 (.302)	PLAYOFF THREE-POINT FIELD GOALS:	70-202 (.347)

ATLANTA HAWKS

Solomon Hill

HEIGHT: 6-6 NBA EXPERIENCE: 8 years
 WEIGHT: 226 CURRENT NBA SEASON: 9th
 COLLEGE: Arizona
 HIGH SCHOOL: Fairfax, Los Angeles CA
 BIRTHPLACE: Harvey, IL
 BIRTHDATE: March 18, 1991 AGE: 30

FORWARD
18



HOW SOLOMON JOINED THE HAWKS: Re-signed by the Hawks on August 5, 2021 • Signed by the Hawks as a free agent on November 25, 2020 • Traded with Jae Crowder and Andre Iguodala from Memphis to Miami as part of a three-team deal on February 6, 2020 • Traded by the Atlanta Hawks with Miles Plumlee to the Memphis Grizzlies for Chandler Parsons on July 7, 2019 • Traded, with Jordan Bone, De'Andre Hunter and 2023 second-round pick from New Orleans to Atlanta on July 7, 2019 for Nickell Alexander-Walker, Jaxson Hayes, Marcos Louzada Silva and a 2020 first-round pick • Signed a multiyear contract with the New Orleans Pelicans on July 21, 2016 • Selected 23rd overall by the Indiana Pacers in the 2013 NBA Draft on June 27, 2013.

LAST SEASON (2020-21): Appeared in 71 games (16 starts) with Atlanta, averaging 4.5 ppg, 3.0 rpg and 1.1 apg in 21.3 mpg (.359 FG%, .321 3FG%, .761 FT%) • Scored in double figures five times and recorded one game with double-digit rebounds • Finished third on the team with 50 total steals • In 16 starting assignments, earned a +57 rating as the Hawks went 12-4 in those contests • On 4/15 v/MIL, knocked down a season-high six three-pointers, totaling 18 points and five boards in 34 minutes • Totaled 14 points, five boards and a season-high tying four assists in 30 minutes on 4/28 @PHI • **SEASON HIGHS:** 18 pts v/MIL (4/15), 12 rebs v/MIL (4/25), 4 assts (2x), 3 stls (3x), 1 blk (11x), 6 FGM v/MIL (4/15), 6 3FGM v/MIL (4/15), 5 FTM @BOS (2/19), 40 mins v/DET (1/20).

PROFESSIONAL CAREER: Through 435 games (188 starts) across eight seasons with the Pacers, Pelicans, Grizzlies, Heat and Hawks, holds career averages of 5.6 ppg, 3.2 rpg, and 1.5 apg in 21.9 mpg • In **2019-20**, appeared in 59 games (four starts) with Memphis and Miami, averaging 5.5 ppg, 2.8 rpg and 1.8 apg in 18.4 mpg (.396 FG%, career-best .368 3FG%, .741 FT%) • Scored in double figures eight times, including two games with 20-or-more points • Averaged 9.3 ppg in four starting assignments (.500 3FG%) • With the Pelicans in **2018-19**, appeared in 44 games (15 starts) in his sixth NBA season and averaged 4.3 points, 3.0 rebounds and 1.3 assists in 20.0 minutes while shooting .382 FG%, .317 3FG% and .719 FT% • Missed 38 games • DNP (Coach's Decision) 37 times • A healthy scratch on the team's inactive list once • Scored in double figures four times • Scored a season-high 14 points on 12/7 vs. MEM and 3/31 v/LAL • Pulled down a season-high eight rebounds on 12/9 @DET • Collected a season-high four steals on 10/23 v/LAC • With New Orleans in **2017-18**, saw action in 12 games (one start) in his fifth NBA season and averaged 2.4 points, 3.0 rebounds and 1.8 assists in 15.6 minutes • Missed 70 games • Sideline the first 69 games of the season (10/18-3/17) while recovering from surgery to repair a left hamstring tear • Missed one game (3/21) due to rest • Scored a season-high nine points on 3/27 v/POR • In **2016-17** with New Orleans, appeared in 80 games (71 starts) in his fourth NBA season and averaged 7.0 points, 3.8 rebounds and 1.8 assists in 29.7 minutes while shooting .383 FG%, .348 3FG% and .805 FT% • Missed two games (12/16-18) for personal reasons • Scored in double figures 19 times, including two games with at least 20 points and one 30-point game • Scored a career-high 30 points (8-13 FG, 6-9 3P, 8-9 FT), tying a career-high with seven assists, on 3/17 v/HOU • Dished out a career-high seven assists on 2/10 @MIN • Hauled down a season-high nine rebounds on 1/12 @BKN • Played a career-high 47 minutes on 12/5 v/MEM, tallying nine points, seven rebounds and five assists • Missed two games with a left ankle sprain (11/15-11/17), two games with a left ankle sprain (12/13, 3/6), three games with a right wrist sprain (4/6-4/10) and one game due to team suspension (12/5) • In **2015-16** as a Pacer, appeared in 59 games (three starts) in his third NBA season and averaged 4.2 points, 2.8 rebounds and 1.0 assists in 14.7 minutes while shooting .447 FG%, .324 3FG% and .857 FT% • DNP (Coach's Decision) 23 times • Scored in double figures seven times, including one game with at least 20 points • Grabbed double-digit rebounds twice • Posted one double-double • Scored a season-high 25 points (8-15 FGs, 7-11 3FGs, 2-2 FTs), setting a career high for three-pointers made and a season-high with four steals, in the regular season finale on 4/13 @MIL • Registered a career-high tying 12 rebounds on 4/10 v/BKN • With Indiana in **2014-15**, appeared in 82 games (78 starts) in his second NBA season and averaged 8.9 points, 3.8 rebounds and 2.2 assists in 29.0 minutes while shooting .396 FG%, .327 3FG% and .824 FT% • The only Pacer to appear in all 82 regular season games • Established per-game career highs for scoring, rebounding and assists • Surpassed his scoring, rebounding and assist totals from his rookie season within the first nine games of the regular season • Led the team with 66 steals • Averaged 13.1 points and 5.5 rebounds in 15 November games... Scored in double figures 39 times, including three games with at least 20 points • Grabbed double-digit rebounds twice • Posted one double-double • Scored a season-high 28 points (10-19 FGs, 1-3 3FGs, 7-11 FTs) on 11/8 v/WAS • Recorded 21 points and a career-high 12 rebounds for his first career double-double on 11/15 @CHI • As a Pacers rookie in **2013-14**, appeared in 28 games as a reserve during his rookie season and averaged 1.7 points and 1.5 rebounds in 8.1 minutes • Missed 54 games • Sideline two games (4/4-6) with a sore back • DNP (Coach's Decision) 23 times • A healthy scratch on the team's inactive list 27 times • Away from the team two games (12/31-1/1) while on assignment to the NBA G League • Scored a season-high eight points in eight minutes on 3/7 @HOU • Made his NBA debut in the season opener on 10/29 v/ORL, logging one rebound in eight minutes.

PLAYOFF HISTORY: Has appeared in 38 postseason games (three starts) with the Pacers, Pelicans, Heat and Hawks, including a trip to the NBA Finals with Miami in 2020, averaging 3.1 points and 1.9 rebounds in 13.2 minutes • In 2021 with Atlanta, saw action

CAREER HIGHS

Points	FGM	FGA	3FGM	3FGA	FTM	FTA	Rebounds	Assists	Steals	Blocks	Minutes
30	10	19	7	11	10	12	12	7	4	3	47
3/17/17	11/8/14	11/8/14	4/13/16	4/13/16	8/14/20	8/14/20	12	Two	Two	Two	12/5/16
v/HOU	v/WAS	v/WAS	@MIL	@MIL	@IND	@IND	Times	Times	Times	Times	v/MEM

in 14 games (three starts) and averaged 1.2 points and 1.4 rebounds in 10.4 minutes • In 2020 with the Heat, appeared in seven games, averaging 1.7 points and 1.0 rebounds in 6.0 minutes per game • In 2018 with New Orleans, came off the bench in all nine postseason games and averaged 3.7 points and 1.9 rebounds in 12.7 minutes during the Pelicans' run to the Western Conference Semifinals • Averaged 4.3 points and 2.3 rebounds in 14.4 minutes in New Orleans' four-game first-round sweep of Portland • Recorded 3.2 points, 1.6 rebounds and 1.0 assists in 11.3 minutes in the Pelicans' five-game Western Conference Semifinals series against Golden State • In 2016 with Indiana, appeared in all seven games during the Pacers' first-round series against Toronto and averaged 7.7 points, 4.0 rebounds and 1.1 assists in 28.3 minutes while shooting .452 FG%, .579 3FG% and .938 FT% • Scored in double figures twice • Scored a playoff career-high 13 points (1-3 FGs, 1-3 3FGs, 10-10 FTs) in Game 1 on 4/16 • In 2014 with Indiana, appeared in one postseason game during the Pacers' run to the Eastern Conference Finals • A healthy scratch on the team's inactive list 18 times • Made his postseason debut on 5/18 v/MIA, logging one minute.

COLLEGIATE CAREER: Played four seasons at the University of Arizona (2009-13) • Appeared in 139 games (129 starts) for the Wildcats and averaged 10.3 points, 5.6 rebounds and 2.2 assists in 29.0 minutes while shooting .480 FG%, .375 3FG% and .745 FT% • Two-time All-Pac 12 First Team and NABC All-District (20) First Team selection as a junior (2012) and senior (2013) • Named to the Pac 12 All-Tournament team as a junior (2012) • Left Arizona tied for the most games played in program history and tied for third in starts • Scored in double figures 77 times, including seven games with at least 20 points • Grabbed double-digit rebounds 17 times • Recorded 14 double-doubles.

PERSONAL INFO: Born March 18, 1991 in Harvey, Illinois • Full name is Solomon Jamar Hill • Son of Solomon Crawford and LaVerne Hill • Went to high school in Los Angeles at Fairfax High School where he was tabbed a four-star recruit and competed in the LeBron James Skills Academy in 2008 • Averaged 16.2 points, 11.7 rebounds and 5.1 assists in his senior season while leading his team to a national ranking of 24th and a state ranking of fourth • On Twitter and Instagram @solohill.

CAREER STATS

NBA REGULAR SEASON

YEAR, TEAM	GP	MINS	FGM	FGA	PCT.	FTM	FTA	PCT.	REBOUNDS			AST	PF	DD	STL	BLK	PTS	AVG
									OFF	DEF	TOT							
13-14, IND	28	226	17	40	.425	6	7	.857	9	32	41	12	19	0	5	2	47	1.7
14-15, IND	82	2381	251	634	.396	159	193	.824	70	244	314	184	177	0	66	18	729	8.9
15-16, IND	59	866	93	208	.447	36	42	.857	39	127	166	57	68	0	37	11	246	4.2
16-17, NOP	80	2374	183	478	.383	103	128	.805	51	256	307	141	182	0	72	32	563	7.0
17-18, NOP	12	187	11	41	.268	3	6	.500	9	27	36	22	22	0	7	1	29	2.4
18-19, NOP	44	878	68	178	.382	23	32	.719	34	99	133	55	80	0	23	10	191	4.3
19-20, MEM-MIA	59	1088	110	278	.396	40	54	.741	29	136	165	104	85	0	43	12	323	5.5
20-21, ATL	71	1513	107	298	.359	35	46	.761	42	172	214	75	116	0	50	11	317	4.5
8 YR. TOT	435	9513	840	2155	.390	405	508	.797	283	1093	1376	650	749	0	303	97	2445	5.6

THREE-POINT FIELD GOALS IN 13-14:	7-23 (.304)	THREE-POINT FIELD GOALS IN 17-18:	4-21 (.190)
THREE-POINT FIELD GOALS IN 14-15:	68-208 (.327)	THREE-POINT FIELD GOALS IN 18-19:	32-101 (.317)
THREE-POINT FIELD GOALS IN 15-16:	24-74 (.324)	THREE-POINT FIELD GOALS IN 19-20:	63-171 (.368)
THREE-POINT FIELD GOALS IN 16-17:	94-270 (.348)	THREE-POINT FIELD GOALS IN 20-21:	68-212 (.321)

CAREER THREE-POINT FIELD GOALS: 360-1080 (.333)

NBA PLAYOFFS

YEAR, TEAM	GP	MINS	FGM	FGA	PCT.	FTM	FTA	PCT.	REBOUNDS			AST	PF	DD	STL	BLK	PTS	AVG
									OFF	DEF	TOT							
13-14, IND	1	1	0	0	---	0	0	---	0	0	0	0	0	0	0	0	0	0.0
15-16, IND	7	198	14	31	.452	15	16	.938	5	23	28	8	20	0	2	0	54	7.7
17-18, NOP	9	114	9	25	.360	9	10	.900	6	11	17	7	17	0	1	1	33	3.7
19-20, MIA	7	42	5	9	.556	0	0	---	1	6	7	3	5	0	1	0	12	1.7
20-21, ATL	14	145	6	24	.250	2	4	.500	3	16	19	3	18	0	2	1	17	1.2
5 YR. TOT	38	500	34	89	.382	26	30	.867	15	56	71	21	60	0	6	2	116	3.1

THREE-POINT FIELD GOALS IN 15-16:	11-19 (.579)	THREE-POINT FIELD GOALS IN 19-20:	2-6 (.333)
THREE-POINT FIELD GOALS IN 17-18:	6-16 (.375)	THREE-POINT FIELD GOALS IN 20-21:	3-18 (.167)

PLAYOFF THREE-POINT FIELD GOALS: 22-59 (.373)

ATLANTA HAWKS

Kevin Huerter

HEIGHT: 6-7
 WEIGHT: 190
 COLLEGE: Maryland
 HIGH SCHOOL: Shenendehowa, Clifton Park, NY
 BIRTHPLACE: Albany, NY
 BIRTHDATE: August 27, 1998
 NBA EXPERIENCE: 3 years
 CURRENT NBA SEASON: 4th
 AGE: 23

GUARD
3



HOW KEVIN JOINED THE HAWKS: Selected by the Hawks in the first round (19th overall) of the 2018 NBA Draft as an early-entry candidate • Signed to a contract on July 1, 2018.

LAST SEASON (2020-21): Posted 11.9 ppg, 3.3 rpg, 3.5 apg and a career-high 1.2 spg in 30.8 mpg (.432 FG%, .363 3FG%, .781 FT%) in 69 contests (49 starts) • Led the team with 82 steals; finished second in total 3FGM with 146 three-pointers; finished second in total assists with 241 helpers; finished fourth on the team in total points (822) and total rebounds (231) • Scored in double-figures 46 times (including seven games with at least 20 points), had one double-digit rebounding night, two contests with 10 assists and three double-doubles on the season • Ranked 120th in total steals and 131st in steals per game • Swiped a career-high six steals on 2/28 @MIA • Recorded five games with four-or-more steals, tied for the 10th-highest total in the NBA • **SEASON HIGHS:** 24 pts @NOP (4/2), 10 rebs v/CLE (1/2), 10 assts (2x), 6 stls @MIA (2/28), 2 blks (3x), 10 FGM @NOP (4/2), 5 3FGM (3x), 4 FTM (2x), 44 mins @NYK (4/21).

PROFESSIONAL CAREER: Through 200 games (156 starts) across three seasons with the Hawks, holds career averages of 11.2 ppg, 3.5 rpg and 3.3 apg in 29.7 mpg • In 2019-20, posted 12.2 ppg, 4.1 rpg and 3.8 apg in 31.4 mpg (.413 FG%, .380 3FG%, .828 FT%) in 56 contests (48 starts) • Finished second on the team with 127 3FGM, including two games with a career-high-tying six triples • Scored in double-figures 35 times (including six games with at least 20 points), had one double-digit rebounding night, one contest with 10 assists and two double-doubles on the season • Set a career-high in rebounds (15), adding 23 points, eight assists and a steal on 1/14 v/PHX • Hit game-winning three-pointer on 1/17 @SAS (18 points, four 3FGM), snapping Atlanta's 21-game road losing streak to the Spurs • On 3/6 @WAS, recorded a career-high 10 assists and added 14 points • Totaled 25 points, seven rebounds and six assists on 2/7 @BOS • Missed 11 games (11/14-12/2) due to a left rotator cuff strain • In 2018-19, named to NBA All-Rookie Second Team after averaging 9.7 ppg, 3.3 rpg and 2.9 apg in 27.3 mpg (.419 FG%, .385 3FG%, .732 FT%) in 75 contests (59 starts) • Among qualifying NBA rookies, ranked third in 3FG% (36th in the NBA), sixth in apg, seventh in spg and mpp, 10th in ppg and 12th in rpg • Scored in double-figures 37 times (including three games with at least 20 points) and had two double-digit rebounding nights • Recorded six games with at least five 3FGM, the second-highest total among rookies • His 136 3FGM are second in Hawks rookie history and the sixth-most in NBA history by a rookie age 20 or younger • Missed two games (1/21-23) due to a sore neck, two games (2/22-23) with a left ankle sprain and two games (1/8, 4/5) due to mid-back pain.

PLAYOFF HISTORY: In 2021, appeared in 18 postseason games (10 starts), averaging 11.1 points, 3.8 rebounds and 2.8 assists in 31.0 minutes • Recorded 11 games with 10-or-more points, including two 20+ point efforts • Blocked 16 shots, second-most on the team • Recorded a 17-point, 11-rebound double-double in Game 6 of the conference semifinals v/PHI on 6/18 • Scored a postseason career-high 27 points (10-18 FGs, 2-4 3FGs) to close out the Sixers in Game 7 of the conference semifinals on 6/20 @PHI.

COLLEGIATE CAREER: In two seasons at Maryland, played in 65 games (all starts) and averaged 12.0 points, 5.0 rebounds and 3.0 assists in 31.9 minutes (.466 FG%, .394 3FG%, .748 FT%) • Honorable Mention All-Big Ten and Academic All-Big Ten as a sophomore in 2017-18 averaging 14.8 points, 5.0 rebounds and 3.4 assists in 34.4 minutes (.503 FG%, .417 3FG%, .758 FT%) in 32 starts • Ranked eighth in the Big Ten in three-point field goals per game (2.3) and ninth in three-point percentage • His 76 three pointers made was the fifth-highest total in a single season in school history, and his 3FG% ranked seventh • Had four games with 20-or-more points • Started all 33 games as a freshman in 2016-17, compiling 9.3 ppg, 4.9 rpg, 2.7 apg and 1.0 spg in 29.4 mpg (.420 FG%, .371 3FG%, .714 FT%).

NATIONAL TEAM CAREER: Earned a gold medal at the 2016 FIBA Americas U18 Championship in Valdivia, Chile, where he teamed up with Trae Young, and a bronze medal at the 2017 FIBA Americas U19 Championships in Cairo, Egypt.

PERSONAL INFO: Parents are Tom and Erin Huerter • Has a brother, Thomas, Jr., and two sisters - Meghan and Jillian • Thomas, Jr. is a graduate transfer at Catholic University this season • His father led Siena to its first ever NCAA Tournament appearance in 1989, helping lead the 14th-seeded Saints to an 80-78 upset win over the third-seeded Stanford Cardinal in the first round in the NCAA Tournament in 1989 • Nickname is the "Red Mamba" • Starting center fielder on his high school baseball team who captured the state championship his senior year • High school baseball teammate, Ian Anderson, was selected by the Atlanta Braves in the first round (third overall) in the 2016 Major League Baseball Draft • Majored in Letters & Sciences at Maryland • On Twitter @KevinHuerter and Instagram @kevin_huerter.

CAREER HIGHS

Points	FGM	FGA	3FGM	3FGA	FTM	FTA	Rebounds	Assists	Steals	Blocks	Minutes
29	11	22	6	12	6	6	15	10	6	2	48
1/11/19 @PHI	Times	@BOS	Times	v/CHA	@BOS	Two Times	1/14/20 v/PHO	Three Times	2/28/21 @MIA	Seven Times	2/9/20 v/NYK



CAREER STATS

NBA REGULAR SEASON

YEAR, TEAM	GP	MINS	FGM	FGA	PCT.	FTM	FTA	PCT.	REBOUNDS			AST	PF	DO	STL	BLK	PTS	AVG
									OFF	DEF	TOT							
18-19, ATL	75	2048	275	657	.419	41	56	.732	60	185	245	214	155	0	65	25	727	9.7
19-20, ATL	56	1760	252	610	.413	53	64	.828	35	193	228	213	139	1	51	27	684	12.2
20-21, ATL	69	2126	316	731	.432	50	64	.781	38	193	231	241	165	1	82	18	822	11.9
3 YR. TOT	200	5934	843	1998	.422	144	184	.783	133	571	704	668	459	2	198	70	2233	11.2

THREE-POINT FIELD GOALS IN 18-19:	136-353	(.385)	THREE-POINT FIELD GOALS IN 20-21:	140-386	(.363)
THREE-POINT FIELD GOALS IN 19-20:	127-334	(.380)	CAREER THREE-POINT FIELD GOALS:	403-1073	(.376)

NBA PLAYOFFS

YEAR, TEAM	GP	MINS	FGM	FGA	PCT.	FTM	FTA	PCT.	REBOUNDS			AST	PF	DO	STL	BLK	PTS	AVG
									OFF	DEF	TOT							
20-21, ATL	18	558	77	180	.428	12	17	.706	11	58	69	51	49	0	14	16	199	11.1

PLAYOFF THREE-POINT FIELD GOALS: 33-95 (.347)

ATLANTA HAWKS

De'Andre Hunter

HEIGHT: 6-7
 WEIGHT: 225
 COLLEGE: Virginia
 HIGH SCHOOL: Friends Central, Philadelphia, PA
 BIRTHPLACE: Philadelphia, PA
 BIRTHDATE: December 2, 1997
 NBA EXPERIENCE: 2 years
 CURRENT NBA SEASON: 3rd
 AGE: 23

FORWARD
12



HOW DE'ANDRE JOINED THE HAWKS: Acquired by the Hawks on July 7, 2019 along with Solomon Hill, the draft rights to Jordan Bone and a 2023 second-round pick from New Orleans in exchange for a conditional 2020 first-round pick and the draft rights to Jaxson Hayes, Nickell Alexander-Walker and Marcos Louzada • Originally selected by the Lakers in the first round (4th overall) of the 2019 NBA Draft as an early-entry candidate and traded to New Orleans on July 6, 2019.

LAST SEASON (2020-21): In 23 appearances (19 starts), posted 15.0 points, 4.6 rebounds and 1.8 assists in 31.3 minutes (.484 FG%, .326 3FG%, .859 FT%) • Selected to NBA Rising Stars roster • Scored in double-figures 18 times, including seven games with at least 20 points, and one 30+ point effort • Recorded a 15-point, 11-rebound double-double on 12/26 @MEM • On 1/18 v/ MIN, compiled 25 points, four boards and three steals • On 1/9 @CHA, totaled 20 points, eight rebounds, two blocks and a steal • On 12/23 @CHI in the season opener, recorded 11 points in 26 minutes and was a +40, the highest +/- for a Hawks player since at least 2002-03 • On 1/1 @BKN, led the Hawks with 23 points (9-10 FGs, 3-4 3FGs, 2-2 FTs) • Missed 25 games to right knee soreness, 19 to right knee surgery, four to right knee discomfort and one to right knee injury management • **SEASON HIGHS:** 33 pts @MIL (1/24), 11 rebs @MEM (12/26), 5 assts v/CHA (1/6), 4 stls @MIN (1/22), 2 blks (3x), 13 FGM @MIL (1/24), 3 3FGM (5x), 8 FTM @POR (1/16), 45 mins v/BKN (1/27).

PROFESSIONAL CAREER: Through 86 games (81 starts) across two seasons with the Hawks, holds career averages of 13.0 ppg, 4.6 rpg and 1.8 apg in 31.3 mpg (.430 FG%, .348 3FG%, .799 FT%) • In 63 appearances (62 starts) in 2019-20, posted 12.3 points, 4.5 rebounds and 1.8 assists in 32.0 minutes (.410 FG%, .355 3FG%, .764 FT%) • Among qualifying NBA rookies, ranked 1st in minutes per game and total minutes (2,018), 5th in FT%, 5th in 3FG%, 6th in rpg, 7th in FG%, 7th in ppg and 12th in apg • Scored in double-figures 42 times, including eight games with at least 20 points, and had four double-digit rebounding nights (three double-doubles) • Recorded 15 games with at least three 3FGM, the third-highest total by a rookie in Hawks history • On 11/20 v/MIL, recorded his first double-double, compiling 27 points (8-12 FGs, 3-3 3FGs, 8-9 FTs) and 11 boards • On 11/14 @PHX, swiped six steals – tied for the highest single-game total by a rookie in 2019-20 and tied for the most by a rookie in Hawks history • Recorded five steals on 2/9 v/NYK, making him the only rookie in 2019-20 with a five-steal game and a six-steal game • Knocked down 110 FTs and 108 3FGs, making him one of two rookies in 2019-20 to convert at least 100 FTs and 100 3FGs • Became one of three rookies in NBA history to reach 12.0 ppg, 4.5 rpg, 1.8 apg, 32.0 mpg and 100 3FGs on .350 3FG% (Stephen Curry, Shane Battier).

PLAYOFF HISTORY: In 2021, appeared in five postseason games (all starts, all in Atlanta's 4-1 victory over NYK in the first round), averaging 10.8 points and 4.0 rebounds in 30.4 minutes • Recorded three games with 10-or-more points.

COLLEGIATE CAREER: In two seasons at Virginia, played in 71 games (38 starts) and averaged 12.4 ppg, 4.4 rpg and 1.6 apg in 26.6 mpg (.509 FG%, .419 3FG%, .773 FT%) • Named ACC Defensive Player of the Year, All-ACC First Team and consensus Third Team All-American as a sophomore in 2018-19, averaging 15.2 ppg, 5.1 rpg and 2.0 apg in 32.5 mpg (.520 FG%, .438 3FG%, .783 FT%) in 38 starts for the National Champion Virginia Cavaliers • Ranked second in the ACC in field-goal percentage and ninth in scoring • As a freshman in 2017-18, named ACC Sixth Man of the Year and a member of the conference's All-Freshman team, compiling 9.2 ppg, 3.5 rpg and 1.1 apg in 19.9 mpg (.488 FG%, .382 3FG%, .755 FT%).

PERSONAL INFO: Son of Priscilla Hunter • Has a brother, Aaron, and two sisters - Candice and Cheyanne • As a high school senior, named Pennsylvania Class AA Player of the Year, First-Team All-State AA and First-Team All-Friends Schools League • Enjoys video games and dancing • Has volunteered for the John Heinz National Wildlife Refuge and Aids Fund • On Twitter and Instagram @drehunter_.



CAREER STATS

NBA REGULAR SEASON

YEAR, TEAM	GP	MINS	FGM	FGA	PCT.	FTM	FTA	PCT.	REBOUNDS			AST	PF	DD	STL	BLK	PTS	AVG
									OFF	DEF	TOT							
19-20, ATL	63	2018	280	683	.410	110	144	.764	44	242	286	112	182	2	44	18	778	12.3
20-21, ATL	23	678	120	248	.484	73	85	.859	17	93	110	44	59	1	19	12	344	15.0
2 YR. TOT	86	2696	400	931	.430	183	229	.799	61	335	396	156	241	3	63	30	1122	13.0
THREE-POINT FIELD GOALS IN 19-20:			108-304 (.355)			CAREER THREE-POINT FIELD GOALS: 139-399 (.348)			THREE-POINT FIELD GOALS IN 20-21:			31-95 (.326)						

CAREER HIGHS

Points	FGM	FGA	3FGM	3FGA	FTM	FTA	Rebounds	Assists	Steals	Blocks	Minutes
33	13	21	6	10	9	10	11	5	6	2	48
1/24/21 @MIL	1/24/21 @MIL	1/24/21 @MIL	Times	Times	2/24/20 @PHI	2/24/20 @PHI	Times	Times	11/14/19 @PHO	Five Times	2/9/20 v/NYK

ATLANTA HAWKS

Jalen Johnson

HEIGHT: 6-9
 WEIGHT: 220
 COLLEGE: Duke
 HIGH SCHOOL: Nicolet, Glendale, WI
 BIRTHPLACE: Wausau, WI
 BIRTHDATE: December 18, 2001
 AGE: 19

FORWARD
1



HOW JALEN JOINED THE HAWKS: Selected by Atlanta in the first round (20th overall) of the 2021 NBA Draft on July 29, 2021 • Signed to a contract with the Hawks on August 5, 2021.

COLLEGIATE CAREER: Appeared in 13 games as a freshman at Duke, averaging 11.2 points, 6.1 rebounds and 2.2 assists in 21.4 minutes (.523 FG%, .444 3FG%, .632 FT%) • In his collegiate debut against Coppin State on 11/28, amassed 19 points, 19 boards, five assists, four blocks and two steals in 33 minutes and earned ACC Freshman of the Week honors • Became the first player in Duke basketball history to record at least 19 points, 19 rebounds, five assists and four blocks in a game • On 1/19 at Pitt, tallied 24 points, 16 rebounds, seven assists, four blocks and two steals in 33 minutes • On 1/26 vs. Georgia Tech, totaled 18 points, six boards, three steals, two assists and two blocks in 24 minutes • Named to Naismith Trophy watch list, Wooden Award watch list and first-team Preseason All-ACC.

PERSONAL INFO: Born on December 18, 2001 in Wausau, WI • His parents are Stacy and Roderick Johnson Jr. • His father played college basketball at Wisconsin-Milwaukee and Southeast Missouri State, and professionally in Poland • His mother played collegiate basketball at Wisconsin-Milwaukee • Has three brothers – Rod Johnson, Kobe Johnson and Rodez Watson • His brother, Rod, plays basketball at UT Chattanooga and his brother, Kobe, is a member of USC's team • On Twitter @Jalen_J23 and Instagram @jalenjohnson.



CAREER STATS

COLLEGIATE CAREER

YEAR, TEAM	GP	MINS	FGM	FGA	PCT.	FTM	FTA	PCT.	REBOUNDS			AST	PF	DO	STL	BLK	PTS	AVG
									OFF	DEF	TOT							
20-21, DUKE	13	278	57	109	.523	24	38	.632	20	59	79	29	29	1	15	16	146	11.2

CAREER THREE-POINT FIELD GOALS: 8-18 (.444)

ATLANTA HAWKS

Skylar Mays

HEIGHT: 6-4
 WEIGHT: 205
 COLLEGE: Louisiana State University
 HIGH SCHOOL: Findlay Prep, Henderson, NV
 BIRTHPLACE: Baton Rouge, LA
 BIRTHDATE: September 5, 1997
 AGE: 24

GUARD
4



HOW SKYLAR JOINED THE HAWKS: Selected by Atlanta in the second round (50th overall) of the 2020 NBA Draft on November 18, 2020 • Signed to a two-way contract with the Hawks on November 24, 2020 • Signed to a two-way contract on August 26, 2021.

LAST SEASON (2020-21): In 33 appearances as a reserve, posted 3.8 points and 1.1 rebounds in 8.2 minutes (.410 FG%, .355 3FG%, .764 FT%) • Scored in double-figures five times, including one contest with 20 points • On 5/16 v/HOU, totaled 16 points (7-11 FGs, 2-5 3FGs), a career-high seven assists, four rebounds and a career-best two blocks in 27 minutes • Scored a career-high 20 points on 2/12 v/SAS, earning a +25 rating and adding three assists and a steal in 17 minutes ... became the first rookie in Atlanta Hawks history to come off the bench and score at least 20 points in 17 minutes or less • **SEASON HIGHS:** 20 pts v/SAS (2/12), 5 rebs @PHI (4/28), 7 assts v/HOU (5/16), 2 stls (2x), 2 blks v/HOU (5/16), 7 FGM (2x), 4 3FGM v/SAS (2/12), 4 FTM (2x), 27 mins v/HOU (5/16).

PLAYOFF HISTORY: In 2021, appeared in seven postseason games as a reserve, recording a total of eight points (4-5 FGs), two steals, two rebounds and an assist in 17 minutes.

COLLEGIATE CAREER: 2019-20: Started all 31 games and the last 69 games of his career • Averaged 16.7 points, 5.0 rebounds, 3.2 assists and 1.8 steals in 34.5 minutes per game • Earned first-team All-SEC honors and for the third straight year was named a CoSIDA Academic All-America • In 2020, was named first-team for the second straight year and the Basketball CoSIDA Academic A-A of the Year • Totaled 27 games in double figures and 88 over his four seasons • Two career-high games of 30 points – in Jamaica versus Utah State (11/19) and at Auburn (2/8) • Hit the game winner at the buzzer to defeat Mississippi State • Shot .491 FG% (169-of-344), including 50-of-127 .394 3FG% • Finished 18th in the SEC in scoring, 5th in field goal percentage, 5th in free throw percentage, 4th in steals average, 5th in minutes average • Finished his career in the top 10 in LSU career numbers in nine categories – 13rd in games played (130), 14th in games started (121), 3rd in free throw percentage (84.5%, 404-478), 15th in career minutes played (3,965), 6th in free throws made (404), 6th in steals (213), 7th in three-point field goals (173), 8th in assists (382) and 10th in career points (1,617) • 2018-19: Only player to play and start in all 35 games • Averaged 13.4 points per game, 3.3 rebounds per game 2.1 assists and 1.9 steals per contest (2nd in the SEC) • Was second in the league in free throw percentage at 86.0 percent (129-of-150) • Averaged a team best 33.1 minutes per game (fifth in the league), making 143 field goals and 55 three-pointers • In 2017-18: Upped his scoring average three full points in his second year, moving from 8.3 to 11.3 points per game • Played in all 33 games, starting 30 • Averaged 4.0 rebounds, 3.0 assists and 1.6 steals per contest • As a freshman in 2016-17: Started at point guard in 25-of-the-31 games that LSU played during the season • Averaged 22.9 minutes per game, 8.3 points, 2.2 rebounds, 3.6 assists and 1.3 steals per contest • Had 13 games scoring in double figures, 10 against Southeastern Conference teams • Seven games of five assists or more • Averaged 10.4 points per game in the 18 regular season league games.

PERSONAL INFO: Parents are Stan and Shannon Mays, Sr. • Has seven siblings, Stan Jr., Sydney, Spencer, Sierra, Sonae, Soleah and Seth • Relative David Mays played quarterback in the WFL & NFL • Enjoys watching movies and playing chess • Fried rice and chocolate chip cookies are his favorite foods • Lists his favorite celebrity as Will Smith • Favorite athlete outside of basketball is NFL QB Tom Brady • A summa cum laude graduate with a degree in kinesiology • On Twitter @skylarmays4 and Instagram @skylarmays.



CAREER STATS

NBA REGULAR SEASON

YEAR, TEAM	GP	MINS	FGM	FGA	PCT.	FTM	FTA	PCT.	REBOUNDS			AST	PF	DD	STL	BLK	PTS	AVG
									OFF	DEF	TOT							
20-21, ATL	33	269	44	98	.449	22	25	.880	10	25	35	30	15	0	14	2	124	3.8

CAREER THREE-POINT FIELD GOALS: 14-30 (.350)

NBA PLAYOFFS

YEAR, TEAM	GP	MINS	FGM	FGA	PCT.	FTM	FTA	PCT.	REBOUNDS			AST	PF	DD	STL	BLK	PTS	AVG
									OFF	DEF	TOT							
20-21, ATL	7	17	4	5	.800	0	0	.000	0	2	2	1	1	0	2	0	8	1.1

CAREER HIGHS

Points	FGM	FGA	3FGM	3FGA	FTM	FTA	Rebounds	Assists	Steals	Blocks	Minutes
20	7	11	4	4	4	4	5	7	2	2	27
2/12/21 v/SAS	Times	5/16/21 v/HOU	2/12/21 v/SAS	Two Times	Two Times	Four Times	4/28/21 @PHI	5/16/21 v/HOU	Two Times	5/16/21 v/HOU	5/16/21 v/HOU



ATLANTA HAWKS

Onyeka Okongwu

HEIGHT: 6-9
 WEIGHT: 245
 COLLEGE: University of Southern California
 HIGH SCHOOL: Chino Hills, Chino, CA
 BIRTHPLACE: East Los Angeles, CA
 BIRTHDATE: December 11, 2000
 AGE: 20

FWD/CTR
17



HOW ONYEKA JOINED THE HAWKS: Selected by Atlanta in the first round (6th overall) of the 2020 NBA Draft as an early-entry candidate on November 18, 2020 • Signed to a contract with the Hawks on November 24, 2020.

LAST SEASON (2020-21): Made 50 appearances (four starts) and posted 4.6 points and 3.3 rebounds in 12.0 minutes (.644 FG%, .632 FT%) • As a starter, averaged 11.0 points, 8.8 rebounds, 2.0 blocks and 1.0 steals (.645 FG%) • Scored in double-figures seven times, including one contest with 20+ points • On 5/16 v/HOU, recorded career-highs in points (21), rebounds (15), FGM (10) and assists (three) • Recorded two games with 10+ rebounds and two double-doubles • Totaled 13 points and 11 boards on 4/7 v/MEM • Among all rookies, ranked 6th in bpg, 19th in rpg • **SEASON HIGHS:** 21 pts v/HOU (5/16), 15 rebs v/HOU (5/16), 3 assts v/HOU (5/16), 3 stls v/PHX (5/5), 3 blks (3x), 10 v/HOU (5/16), 5 FTM v/GSW (4/4), 33 mins v/HOU (5/16).

PLAYOFF HISTORY: In 2021, appeared in all 18 of Atlanta's postseason games as a reserve, averaging 2.7 points and 2.7 rebounds in 9.2 minutes (.548 FG%, .667 FT%) • Among qualifying rookies, ranked first in bpg (0.72), third in rpg, fifth in spg (0.28) and ninth in mpg and ppg.

COLLEGIATE CAREER: Had one of the best freshman seasons in USC history, starting all 28 games he played and averaging a team-leading 16.2 points and 8.6 rebounds • Set the Trojan freshman record with 76 blocks, which is the fourth-most all-time by a Pac-12 freshman • Had nine games with four or more blocks • Named first team All-Pac-12 and to the Pac-12 All-Freshman Team, as well as to the U.S. Basketball Writers Association All-District IX team • Scored in double figures in 25 of his 28 games and posted 11 double-doubles • In his collegiate debut, compiled 20 points, 13 rebounds and eight blocks vs. Florida A&M on Nov. 5. • Scored a season-high 33 points vs. Pepperdine on Nov. 19 and made 17 of 21 free throws, the third-most ever in a game by a Trojan • He scored 27 points and had a season-best 14 rebounds vs. Harvard on Dec. 1 and was named to the Orlando Invitational All-Tournament team • Was named Pac-12 Freshman of the Week from, Dec. 9-15.

PERSONAL INFO: Born on December 11, 2000 in East Los Angeles, Calif. • His parents are Kate and Mike Okongwu • Has a brother, Chukwuemeka, and a sister, Chinemya • He also had an older brother Nnamdi, who also played for Chino Hills, but died after a skateboarding accident in 2014 • Onyeka went to Chino Hills to honor his older brother, wearing the same No. 21 • On Twitter @Big021_ and Instagram @big0.

CAREER STATS

NBA REGULAR SEASON

YEAR, TEAM	GP	MINS	FGM	FGA	PCT.	FTM	FTA	PCT.	REBOUNDS			AST	PF	DD	STL	BLK	PTS	AVG
									OFF	DEF	TOT							
20-21, ATL	50	601	96	149	.644	36	57	.632	62	101	163	18	100	0	23	33	228	4.6

CAREER THREE-POINT FIELD GOALS: 0-3 (.000)

NBA PLAYOFFS

YEAR, TEAM	GP	MINS	FGM	FGA	PCT.	FTM	FTA	PCT.	REBOUNDS			AST	PF	DD	STL	BLK	PTS	AVG
									OFF	DEF	TOT							
20-21, ATL	18	166	17	31	.548	14	21	.667	21	27	48	2	28	0	5	13	48	2.7

CAREER HIGHS

Points	FGM	FGA	3FGM	3FGA	FTM	FTA	Rebounds	Assists	Steals	Blocks	Minutes
21	10	13	--	1	5	7	15	3	3	3	33
5/16/21 v/HOU	5/16/21 v/HOU	5/16/21 v/HOU		Times	4/4/21 v/GSW	4/4/21 v/GSW	5/16/21 v/HOU	5/16/21 v/HOU	5/5/21 v/PHO	Three Times	5/16/21 v/HOU



ATLANTA HAWKS

Cam Reddish

HEIGHT: 6-8
 WEIGHT: 218
 COLLEGE: Duke
 HIGH SCHOOL: Westtown School, West Chester, PA
 BIRTHPLACE: Norristown, PA
 BIRTHDATE: September 1, 1999

NBA EXPERIENCE: 2 years
 CURRENT NBA SEASON: 3rd

AGE: 22

FORWARD
22



HOW CAM JOINED THE HAWKS: Selected by the Hawks with the 10th overall pick of the 2019 NBA Draft as an early-entry candidate • Signed to a contract with the Hawks on July 1, 2019.

LAST SEASON (2020-21): Appeared in 26 games (21 starts) and averaged 11.2 ppg, 4.0 rpg, 1.3 apg and 1.3 spg in 28.8 mpg (.365 FG%, .262 3FG%, .817 FT%) • Scored in double figures 15 times, including four contests with 20-or-more points • On 12/30 @BKN, totaled 20 points (5-11 FGs, 8-10 FTs), three rebounds and a block in 32 minutes • Swiped four steals on 1/9 @CHA, adding 21 points and five boards in 34 minutes • Scored a season-high 24 points (9-17 FGs, 4-4 FTs) on 1/27 v/BKN, adding six rebounds and two steals in 35 minutes • **SEASON HIGHS:** 24 pts v/BKN (1/27), 7 rebs (2x), 3 assts (3x), 4 stls @CHA (1/9), 2 blks @NYK (2/15), 9 FGM v/BKN (1/27), 4 3FGM (2x), 8 FTM (2x), 36 mins @NYK (2/15).

PROFESSIONAL CAREER: Through 84 games (55 starts) with the Hawks in two seasons, owns averages of 10.7 points, 3.8 rebounds, 1.5 assists and 1.1 steals in 27.4 minutes • In 2019-20, appeared in 58 games (34 starts) and averaged 10.5 ppg, 3.7 rpg, 1.5 apg and 1.07 spg in 26.7 mpg (.384 FG%, .332 3FG%, .802 FT%) • Among qualifying rookies, ranked 2nd in spg, 9th in mpg, 3FG% and bpg (0.48), 11th in ppg and rpg, and 15th in apg • Scored in double figures 28 times, including eight contests with 20-or-more points • Swiped a career-high five steals on 1/12 @BKN • On 2/28 v/BKN, sank a career-high six 3FGM on his way to 26 points • Set career-bests in points (28) and FGM (11) on 3/6 @WAS • Ranked second among rookies in total steals (62) • Had eight games with at least three steals, the second-highest total among rookies • Became first rookie in NBA history with 10.0 ppg and at least 80 3FGM, 60 steals and 25 blocks in less than 1,600 minutes played • One of three rookies in 2019-20 to compile at least 100 FTM (101) and 80 3FGM (83).

PLAYOFF HISTORY: In 2021, appeared in four postseason games, all as a reserve in the Eastern Conference Finals against MIL, averaging 12.8 points, 3.5 rebounds, 1.8 assists and 1.5 steals in 23.0 minutes (.528 FG%, .643 3FG%, .800 FT%) • Recorded three games with 10-or-more points, including a postseason-high 21 points (7-12 FGs, 6-7 3FGs) in Game 6.

COLLEGIATE CAREER: In 36 games (35 starts) during his only season at Duke, averaged 13.5 ppg, 3.7 rpg and 1.6 spg in 29.7 mpg (.356 FG%, .333 3FG%, .772 FT%) • Honorable Mention All-ACC selection • Scored in double figures on 23 occasions • Finished third on the team in steals and assists • Ranked 7th in the ACC in 3FGM per game (2.47) and ninth in spg (1.56).

NATIONAL TEAM CAREER: Earned a bronze medal at the 2017 FIBA U19 Men's Basketball World Cup in Cairo, Egypt as a member of Team USA, averaging 10.7 points and 4.3 rebounds in seven contests.

PERSONAL INFO: Born in Norristown, PA • Son of Zanthia and Robert Reddish, and his father played collegiately at Virginia Commonwealth University • Has a brother, Aaron • Five-Star high-school recruit as he was ESPN's No. 3 overall prospect and No. 2 small forward in the 2018 class • Earned McDonald's All-American honors and named Mr. Pennsylvania as a senior • Competed in the Jordan Brand Classic and Nike Hoop Summit • Shared the McDonald's All-American Three-Point Contest Title • Favorite all-time NBA player is Allen Iverson • On Twitter @camreddish and Instagram @camreddish.

CAREER HIGHS

Points	FGM	FGA	3FGM	3FGA	FTM	FTA	Rebounds	Assists	Steals	Blocks	Minutes
28	11	17	6	13	8	10	8	6	5	3	40
3/6/20	3/6/20	Four Times	2/28/20	1/9/21	Three Times	Two Times	Three Times	Two Times	Two Times	11/16/19	3/9/20
@WAS	@WAS		v/BKN	@CHA						@LAC	v/CHA

CAREER STATS

NBA REGULAR SEASON

YEAR, TEAM	GP	MINS	FGM	FGA	PCT.	FTM	FTA	PCT.	REBOUNDS			AST	PF	DQ	STL	BLK	PTS	AVG
									OFF	DEF	TOT							
19-20, ATL	58	1551	213	554	.384	101	126	.802	35	181	216	87	132	0	62	28	610	10.5
20-21, ATL	26	750	96	263	.365	67	82	.817	22	82	104	35	68	0	33	9	292	11.2
2 YR. TOT	84	2301	309	817	.378	168	208	.808	57	263	320	122	200	0	95	37	902	10.7

THREE-POINT FIELD GOALS IN 19-20: 83-250 (.332)

CAREER THREE-POINT FIELD GOALS: 116-376 (.309)

THREE-POINT FIELD GOALS IN 20-21: 33-126 (.262)

NBA PLAYOFFS

YEAR, TEAM	GP	MINS	FGM	FGA	PCT.	FTM	FTA	PCT.	REBOUNDS			AST	PF	DQ	STL	BLK	PTS	AVG
									OFF	DEF	TOT							
20-21, ATL	4	92	19	36	.528	4	5	.800	1	13	14	7	11	0	6	2	51	12.8

PLAYOFF THREE-POINT FIELD GOALS: 9-14 (.643)

Lou Williams

HEIGHT: 6-1
WEIGHT: 175
HIGH SCHOOL: South Gwinnett, Snellville, GA
BIRTHPLACE: Memphis, TN
BIRTHDATE: October 27, 1986
AGE: 34

NBA EXPERIENCE: 16 years
CURRENT NBA SEASON: 17th

GUARD
6



HOW LOU JOINED THE HAWKS: Re-signed with the Hawks on Aug. 6, 2021 • Acquired by the Hawks from the LA Clippers, along with two future second-round picks and cash considerations, in exchange for Rajon Rondo, on March 25, 2021 • Acquired by the Clippers, from Houston, as part of a multi-player trade in exchange for Chris Paul on June 28, 2017 • Traded from the LA Lakers to Houston on Feb. 23, 2017 in exchange for Corey Brewer and a first-round pick • Signed a multi-year contract with the Lakers on July 9, 2015 • Signed as a free agent with the Hawks on July 12, 2012, and traded from Atlanta to Toronto, along with Lucas Nogueira, in exchange for John Salmons on June 29, 2014 • Originally selected by Philadelphia in the second round (45th overall) of the 2005 NBA Draft.

LAST SEASON (2020-21): In 66 games (four starts) with the Clippers and Hawks, averaged 11.3 points, 3.4 assists and 2.1 rebounds in 21.6 minutes per game (.410 FG%, .399 3FG%, .867 FT%) • Scored in double-figures 36 times (25-11 record), including six contests with 20-or-more points (team recorded a 5-1 record in those games) and one 30-point game • Recorded two contests with double-digit assists and two double-doubles • Totalled 30 points and 10 assists on 2/14 v/Cle • **SEASON HIGHS:** 30 pts v/CLE (2/14), 8 rebs @PHI (4/28), 10 assts (2x), 3 stls (2x), 1 blk (6x), 10 FGM (2x), 10 FTM v/SAC (2/7), 36 mins v/MIA (2/15).

PROFESSIONAL CAREER: 16-year veteran has seen action in 1067 games (122 starts) with Philadelphia, Toronto, LA Lakers, Houston, LA Clippers and Atlanta • Owns career averages of 14.3 points, 3.5 assists, 2.2 rebounds in 24.7 minutes (.420 FG%, .351 3FG% .841 FT%) • The NBA's all-time leading bench scorer • In **2019-20**, appeared in 65 games (8 starts) and averaged 18.2 points, a career-high 5.6 assists and 3.1 rebounds in 28.7 minutes. • Along with his running mate Montrezl Harrell, named a finalist for the NBA Kia Sixth Man of the Year Award. Harrell and Williams are the first duo since the NBA started designating starters in 1970-71 to each average 17+ PPG off the bench. • Ranked fourth in the NBA in bench scoring (17.4) and led the NBA with most games with at least 20 points and five assists off the bench (18). • 8/9 vs. Brooklyn, became one of 13 active players in the NBA to appear in 1,000 regular-season games. Williams was the 135th player in NBA history to achieve the feat. • 2/13 at Boston, recorded a season-high 35 points. It is his 15th career game with at least 35 points off the bench, the most in NBA history. He is the first player since 1973-74 (when blocks were first recorded) to have at least 35 points, 8 assists, 6 rebounds and 2 blocks off the bench • In **2018-19**, won the NBA's KIA Sixth Man Award, the third of his career (2014-15, 2017-18). Williams is the second player in NBA history (Jamal Crawford) to win the award three times. Williams together with teammate and fellow Sixth Man of the Year nominee Montrezl Harrell became the highest scoring bench duo in a single season in NBA history • Appeared in 75 games (one start) and averaged 20.0 points, 3.0 rebounds and 5.4 assists while shooting 42.5% from the field in 26.6 minutes • In **2017-18**, won the NBA's KIA Sixth Man Award, the second of his career (2014-15) • Williams is the fifth player in NBA history (Kevin McHale, Ricky Pierce, Detlef Schrempf & Jamal Crawford) to win the award multiple times • Appeared in 79 games (19 starts), averaging 22.6 points, 2.5 rebounds, 5.3 assists and 1.08 steals, while shooting 88.0% from the free-throw line in 32.8 minutes • In 13th NBA season, averaged career-highs in points (22.6), assists (5.3) and minutes (32.8)...became the second player in NBA history (Chauncey Billups) to average a career-high in scoring in their 13th season or later...is the first player in NBA history to average 20+ points for the first time in their 13th season or later (22.6) • Led the NBA in bench scoring this season (21.9 ppg), most in single season since 1989-90 • First player on record (bench stats first recorded in 1970-71) to average 20+ points and 5+ assists as a reserve (20+ games) • Led the NBA with 38 games of 20+ points as a reserve (most in single-season by any active player) and 11 games of 30+ points as a reserve • In **2016-17**, appeared in 81 games (one start), and averaged a career-high 17.5 ppg in 24.6 mpg... became fourth player in NBA history (7+ GP) to average at least 17.0 ppg in fewer than 25.0 mpg in a single season (Walter Davis in 1989-90, John Drew in 1983-84, Freeman Williams in 1980-81) • Traded to Houston from the L.A. Lakers on 2/22 in exchange for Corey Brewer and a first round pick. • In 23 games played for Houston, averaged 14.9 points (38.6% FGs, 31.8% 3FGs, 86.7% FTs), 3.0 rebounds and 2.4 assists in 25.7 minutes per game... in 58 games for the L.A. Lakers, averaged 18.6 ppg (44.4% FGs, 38.6% 3FGs, 88.4% FTs), 3.2 apg, 2.3 rpg and 1.12 spg in 24.2 mpg • Scored as many or more points as minutes played 10 times in 2016-17... scored 20+ points 30 times in 2016-17 (all as a reserve), including 30+ six times and 40+ once... dating back to 1993-94, was just the third player to score 20+ points off the bench at least 30 times in a single season • In **2015-16**, appeared in 67 games (35 starts) and averaged 15.3 points, 2.5 rebounds, 2.5 assists, 0.93 steals and 0.28 blocks in 28.5 minutes. • Notched 57 games of 10+ points, including 16 games of 20+ points (two 30+ point games and one 40+) • Erupted for a career-high 44 points (12-25 FG, 15-15 FT), including 23 fourth quarter points, 1/8 vs. OKC • In **2014-15**, won NBA Sixth Man of the Year • Averaged a career-best 15.5 points with 2.1 assists, 1.1 steals and 25.2 minutes in 80 games, all as a reserve with Toronto • Ranked first among all NBA reserves in total points (1242), three-pointers made (152), free throws made (340), 10+ point games (44) and 25+ point games (11) • Set a personal career-best with 152 made three-pointers • In **2013-14**, averaged 10.4 points, 3.5 assists and 2.1 rebounds in 24.1 minutes over 60 games (seven starts) • Shot 34.2% from three-point range and 84.9% at the foul line • In seven starts, averaged 11.3 points, 4.0 assists and 2.6 rebounds in 30.6 minutes • Ranked tied for 21st in the NBA in free throw percentage • Scored 10+ points 30 times, including five 20+ point efforts • Led the team in assists 11 times, scoring on two occasions and rebounding once • Led the team in scoring on 18 occasions • In **2012-13**, his first season in Atlanta was cut short by a torn right ACL injury suffered on 1/18 in Brooklyn • Averaged 14.1 points, 3.6 assists, 2.1 rebounds and 1.1 steals in 28.7 minutes (.422 FG%, .367 3FG%, .868 FT%), playing in 39 games (nine starting assignments) • Scored in double-figures 29 times, including eight 20-point efforts • Put up

CAREER HIGHS

Points	FGM	FGA	3FGM	3FGA	FTM	FTA	Rebounds	Assists	Steals	Blocks	Minutes
50	16	33	8	16	16	19	10	13	10	3	48
1/10/18 @GSW	1/10/18 @GSW	2/13/20 @BOS	1/10/18 @GSW	1/10/18 @GSW	Two Times	11/3/15 v/DEN	Three Times	11/27/19 @MEM	1/20/18 @UTA	Five Times	12/26/12 v/DET

18.6 ppg, 5.8 apg and 3.9 rpg in 39.0 mpg (.476 FG%, .458 3FG%, .833 FT%) as a starter • In 64 games off the bench in **2011-12**, averaged a team and career-high 14.9 points, 3.5 assists and 2.4 rebounds in 26.3 minutes, while shooting .407 FG%, .362 3FG% and .812 FT% • Did not miss a game due to injury but sat out the final two games of the season to rest • Became the first player to lead his team in total points without making a single start since Dell Curry did so for Charlotte in 1993-94 • Became the first player to play at least 60 games and average 14-plus points and three-plus assists while playing fewer than 27 minutes per game since Mahmoud Abdul-Rauf did so for Denver in 1990-91 • Scored 20-or-more points 14 times • Had the fourth-most fourth quarter points of any player and averaged 5.3 in the fourth • In **2010-11**, in 75 games off the bench, averaged 13.7 points, 3.4 assists and 2.0 rebounds in 23.3 minutes (.406 FG%, .348 3FG%, .823 FT%) • Led all NBA reserves in FTA for the second time in three seasons • Hit a career-best 88 three-pointers • Ranked 27th in the league in asst-TO ratio (2.47) • In the **2009-10** campaign, in 64 games (38 starts, including first of career on 10/28/09 @Orl), put in 14.0 points, 4.2 assists, 2.9 rebounds and 1.3 steals in 29.9 minutes (.470 FG%, .340 3FG%, .824 FT%) • Ranked 25th in the NBA in asst-TO ratio (2.53) • Tallied 12.8 points, 3.0 assists, 2.0 rebounds and 1.1 steals in 23.7 minutes in **2008-09** (.398 FG%, .790 FT%) • Scored 40.0% of his point total in the fourth quarter, and led the team in fourth-period scoring • Led all NBA subs in FTA • In 80 games during the **2007-08** campaign, averaged 11.5 points, 3.2 assists, 2.0 rebounds and 1.0 steals in 23.3 minutes (.424 FG%, .359 3FG%, .783 FT%) • Scored the fourth-most points of any NBA reserve, tallying 42.3% of his season total in the final frame • In **2006-07**, appeared in 61 games as a sub, and averaged 4.3 points, 1.8 assists and 1.1 rebounds in 11.3 minutes (.441 FG%, .324 3FG%, .696 FT%) • Over his final 36 games, had 89 assists and just 31 turnovers (2.87 ratio) • Played three games with the Fort Worth Flyers of the NBA D-League • In his rookie season (2005-06), put up 1.9 points in 4.8 minutes of 30 contests (.442 FG%, .615 FT%).

POSTSEASON CAREER: Has seen action in 89 playoff games (two starts) and averaged 11.4 points, 2.8 assists and 2.2 rebounds in 23.3 minutes.

HIGH SCHOOL CAREER: Was named Mr. Basketball in Georgia following his junior (2003-04) and senior (2004-05) seasons at South Gwinnett • Was also the recipient of the 2005 Naismith Award, given to the nation's top high school player • Four-time All-State selection • Led South Gwinnett to a 103-16 mark over his career • Tallied 3,338 points, 768 rebounds, 650 assists and 355 steals in his four years • As a senior, averaged 27.5 points, 6.6 rebounds and 5.2 assists, leading the Comets to a 26-3 record.

PERSONAL INFO: Son of Mitch and Janice Faulkner • Has a brother, Taurus Stinnett, and a sister, Shaun Williams • Father Mitch does voiceover work • Originally committed to University of Georgia before deciding to enter the NBA Draft. • Founded the Lou Williams Foundation in 2005 with the mission of providing assistance to young athletes in pursuing their dreams of higher education • Annually hosts basketball camps at his alma mater, South Gwinnett High School • The event teaches basketball and life skills, and includes visits from

(CONTINUED ON P.62)

CAREER STATS

NBA REGULAR SEASON

YEAR, TEAM	GP	MINS	FGM	FGA	PCT.	FTM	FTA	PCT.	REBOUNDS									
									OFF	DEF	TOT	AST	PF	DD	STL	BLK	PTS	AVG
05-06, PHI	30	145	23	52	.442	8	13	.615	3	16	19	10	13	0	5	0	56	1.9
06-07, PHI	61	688	93	211	.441	64	92	.696	17	53	70	110	142	0	22	1	262	4.3
07-08, PHI	80	1862	319	752	.424	227	290	.783	41	126	167	253	130	0	81	13	920	11.5
08-09, PHI	81	1919	336	844	.398	304	385	.790	36	129	165	242	128	0	85	14	1039	12.8
09-10, PHI	64	1912	318	677	.470	192	233	.824	25	162	187	268	110	1	80	15	898	14.0
10-11, PHI	75	1747	323	795	.406	293	356	.823	32	117	149	252	128	1	47	17	1027	13.7
11-12, PHI	64	1662	318	792	.402	237	292	.812	30	125	155	221	90	0	53	18	956	14.9
12-13, ATL	39	1119	187	443	.422	105	121	.868	8	72	80	139	65	0	44	10	651	14.1
13-14, ATL	60	1445	197	493	.400	152	179	.849	10	114	124	210	65	0	45	4	625	10.4
14-15, TOR	80	2016	375	928	.404	340	395	.861	24	127	151	164	103	0	88	10	1245	15.5
15-16, LAL	67	1907	283	693	.408	352	424	.830	31	138	169	167	107	1	62	19	1028	15.3
16-17, LAL-HOU	81	1994	428	998	.429	402	457	.880	40	158	198	417	92	0	80	20	1421	17.5
17-18, LAC	79	2589	582	1337	.435	432	491	.880	40	158	198	417	106	0	85	19	1782	22.6
18-19, LAC	75	1993	484	1138	.425	425	485	.876	40	182	222	402	80	0	57	11	1498	20.0
19-20, LAC	65	1864	391	936	.418	292	339	.861	31	170	201	365	80	0	43	12	1185	18.2
20-21, LAC-ATL	66	1423	265	646	.410	150	173	.867	21	117	138	225	62	0	47	6	749	11.3
16 YR. TOT	1067	26305	4922	11725	.420	3975	4725	.841	415	1982	2397	3684	1391	3	924	189	15239	14.3

THREE-POINT FIELD GOALS IN 05-06:	2-9 (.222)	THREE-POINT FIELD GOALS IN 13-14:	79-231 (.342)
THREE-POINT FIELD GOALS IN 06-07:	12-37 (.324)	THREE-POINT FIELD GOALS IN 14-15:	152-447 (.340)
THREE-POINT FIELD GOALS IN 07-08:	55-153 (.359)	THREE-POINT FIELD GOALS IN 15-16:	110-320 (.344)
THREE-POINT FIELD GOALS IN 08-09:	63-220 (.286)	THREE-POINT FIELD GOALS IN 16-17:	163-446 (.365)
THREE-POINT FIELD GOALS IN 09-10:	70-206 (.340)	THREE-POINT FIELD GOALS IN 17-18:	186-518 (.359)
THREE-POINT FIELD GOALS IN 10-11:	86-253 (.348)	THREE-POINT FIELD GOALS IN 18-19:	105-291 (.361)
THREE-POINT FIELD GOALS IN 11-12:	83-229 (.362)	THREE-POINT FIELD GOALS IN 19-20:	111-315 (.352)
THREE-POINT FIELD GOALS IN 12-13:	72-196 (.367)	THREE-POINT FIELD GOALS IN 20-21:	69-173 (.399)

NBA PLAYOFFS

YEAR, TEAM	GP	MINS	FGM	FGA	PCT.	FTM	FTA	PCT.	REBOUNDS									
									OFF	DEF	TOT	AST	PF	DD	STL	BLK	PTS	AVG
07-08, PHI	6	134	24	60	.400	22	30	.733	3	9	12	12	11	0	6	0	72	12.0
08-09, PHI	6	149	21	51	.412	10	15	.667	2	13	15	17	10	0	3	1	58	9.7
10-11, PHI	5	130	17	52	.327	14	19	.737	0	8	8	15	6	0	5	0	54	10.8
11-12, PHI	13	358	50	142	.352	41	52	.788	3	24	27	39	17	0	13	0	149	11.5
13-14, ATL	7	133	19	50	.380	15	16	.938	0	16	16	8	10	0	7	1	58	8.3
14-15, TOR	4	102	16	51	.314	15	18	.833	2	5	7	5	9	0	6	0	51	12.8
16-17, HOU	11	272	50	118	.424	26	29	.897	7	23	30	14	17	0	7	1	138	12.5
18-19, LAC	6	176	45	104	.433	34	41	.829	6	11	17	46	14	0	5	1	330	21.7
19-20, LAC	13	341	62	146	.425	30	37	.811	7	34	41	55	18	0	10	2	166	12.8
20-21, ATL	18	277	50	110	.455	26	27	.963	2	24	26	39	16	0	12	1	139	7.7
10 YR. TOT	89	2072	354	884	.400	233	284	.820	32	167	199	250	128	0	74	7	1015	11.4

THREE-POINT FIELD GOALS IN 07-08:	2-9 (.222)	THREE-POINT FIELD GOALS IN 14-15:	4-21 (.190)
THREE-POINT FIELD GOALS IN 08-09:	6-16 (.375)	THREE-POINT FIELD GOALS IN 16-17:	12-39 (.308)
THREE-POINT FIELD GOALS IN 10-11:	6-20 (.300)	THREE-POINT FIELD GOALS IN 18-19:	6-18 (.333)
THREE-POINT FIELD GOALS IN 11-12:	8-48 (.167)	THREE-POINT FIELD GOALS IN 19-20:	12-51 (.235)
THREE-POINT FIELD GOALS IN 13-14:	5-16 (.313)	THREE-POINT FIELD GOALS IN 20-21:	13-30 (.433)

PLAYOFF THREE-POINT FIELD GOALS: 74-268 (.278)

ATLANTA HAWKS

Delon Wright

HEIGHT: 6-5 NBA EXPERIENCE: 6 years
 WEIGHT: 185 CURRENT NBA SEASON: 7th
 COLLEGE: Utah
 HIGH SCHOOL: Leuzinger, Lawndale, CA
 BIRTHPLACE: Los Angeles, CA
 BIRTHDATE: April 26, 1992 AGE: 29

GUARD
 0



HOW DELON JOINED THE HAWKS: Acquired by Atlanta as part of a three-team transaction with Boston and Sacramento on Aug. 7, 2021 • Selected by Toronto in the first round (20th overall) of the 2015 NBA Draft • Traded by Toronto along with C.J. Miles, Jonas Valanciunas and a future second-round pick to Memphis in exchange for Marc Gasol (2/7/19) • Signed by Memphis (7/8/19) • Traded by Memphis to Dallas in exchange for two future second-round picks and the draft rights to Satnam Singh (7/8/19) • Traded by Dallas to Detroit as part of a three-team trade which saw the Pistons send Trevor Ariza to Oklahoma City (11/27/20).

LAST SEASON (2020-21): In 63 games (39 starts) with Detroit and Sacramento, averaged 10.2 points, 4.4 assists, 4.3 rebounds and 1.6 steals in 27.7 minutes per game (.463 FG%, .372 3FG%, .802 FT%) • Scored in double-figures 30 times, including six contests with 20-or-more points (team recorded a 5-1 record in those games) • Recorded two games with double-digit assists and two games with 10 rebounds and three double-doubles • Tied for 5th in total steals (101) and tied for 7th in spg • **SEASON HIGHS:** 28 pts v/PHI (1/25), 10 rebs (2x), 10 assts (2x), 6 stls @IND (5/5), 4 blks @OKC (5/4), 8 FGM (6x), 8 FTM (2x), 46 mins @LAL (2/6).

PROFESSIONAL CAREER: Six-year veteran has seen action in 334 games (62 starts) with Toronto, Memphis, Dallas, Detroit and Sacramento • Owns career averages of 7.8 points, 3.3 rebounds, 3.2 assists and 1.1 steals in 21.3 minutes (.453 FG%, .350 3FG%, .792 FT%) • In 2019-20 with Dallas, appeared in 73 games (five starts) and averaged 6.9 points, 3.8 rebounds, 3.3 assists and 1.2 steals in 21.5 minutes per game • Led the team in rebounds once and in assists three times • Scored 10-plus points 19 times and 20-plus points once • The Mavericks were 13-6 when he scored in double figures • Grabbed 10-plus rebounds once and recorded one double-double • Recorded three-plus steals 12 times • Scored a season-high 20 points (8-12 FG) at New Orleans (10/25) and grabbed a season-high 12 rebounds at Oklahoma City (1/27) • Dished out season-high nine assists at L.A. Lakers (12/1) and recorded a season-high five steals at New Orleans (10/25) • Recorded 14 points and 12 rebounds for his only double-double of the season • Missed three games with a right adductor strain, one game with a right fifth finger sprain, one game due to left foot soreness and one game with a right ankle sprain • In 2018-19, appeared in a career-high 75 games (career-high 13 starts) and averaged career highs in points (8.7), rebounds (3.5), assists (3.3), steals (1.2) and minutes (22.7) • In 49 games (two starts) with Toronto, averaged 6.9 points, 2.6 rebounds and 2.2 assists in 18.3 minutes per game • In 26 games (11 starts) with Memphis, averaged 12.2 points, 5.4 rebounds, 5.3 assists and 1.6 steals in 30.8 minutes per game • Recorded three triple-doubles (all with Memphis; Grizzlies went 2-1 in those games) and four double-doubles (all with Memphis; Grizzlies went 3-1 in those games) • Recorded two games with 25-plus points with Memphis • Scored 10-plus points 30 times and 20-plus four times • Recorded four games with 10-plus assists and three games with 10-plus rebounds • Scored 25 points (9-13 FG, 1-2 3FG, 6-7 FT) in 26 minutes vs. Portland (3/5) • Recorded his first double-double of the season with 18 points, 13 assists and four steals vs. Oklahoma City (3/25) • Picked up his first career triple-double with career-high 26 points to go with 10 rebounds, career-high 14 assists and two steals at Dallas (4/5) • Recorded his second-straight triple-double with 20 points, career-high-tying 13 rebounds and 12 assists in career-high-tying 42 minutes vs. Dallas (4/7) • His third triple-double came vs. Golden State (4/10) when he went for 13 points, 11 rebounds, 11 assists and three steals • Over his final four games of the season (all starts), averaged 18.5 points, 10.8 rebounds, 9.8 assists and 1.5 steals (4/5-4/10) • Scored in double figures in 15 of the Grizzlies' final 18 games of the season, averaging 13.9 points, 5.7 rebounds, 6.3 assists and 1.9 steals during that stretch (3/3-4/10) • Also scored 10-plus points in each of his final seven games of the season (3/30-4/10), marking a new career-best double-figure scoring streak. In 2017-18 with the Raptors, averaged 8.0 points, 2.9 rebounds, 2.9 assists and 20.8 minutes in 69 games (four starts) • Shot 46.5% (201-432 FG) from the field, 36.6% (56-153 3FG) from 3-point range and career-high 83% (97-117 FT) from the charity stripe • Scored 10-plus points 26 times and 20-plus points twice • Led the team in scoring once, in rebounds four times and in assists eight times • Paced the bench in scoring in 15 games • Averaged 9.5 points, 4.0 rebounds, 4.0 assists and 27.5 minutes as a starter • First career double-double came when he recorded a season-high 25 points (10-15 FG, 4-5 3FG, 1-1 FT) to go with career-high 13 rebounds, five assists and season-high four steals in 30 minutes in win at Chicago (1/3) • Missed 12 games with a right shoulder injury. In 2016-17 with Toronto, appeared in 27 games and averaged 5.6 points, 1.8 rebounds, 2.1 assists and 16.5 minutes per game • Scored 10-plus points seven times • Led the team in assists five times and led the bench in scoring six times • Scored in double figures a season-high three consecutive games (3/11-3/16), averaging 11.3 points per game in that span • Scored a season-high 13 points to go with three rebounds, three assists and three steals at Miami (3/11) • Recorded a season high-tying 13 points to go with season-best seven rebounds, three assists and two steals at Miami (3/23) • Appeared in five games with Raptors 905, the G League affiliate of the Toronto Raptors, and averaged 12.6 points, 2.8 rebounds, 5.2 assists and 1.8 steals in 30.2 minutes • Missed 41 games following right shoulder surgery • DND eight times and DNP-CD seven times. In 2015-16 as a rookie with Toronto, averaged 3.8 points, 1.4 rebounds, 1.1 assists and 8.5 minutes in 27 games (one start) • Scored 10-plus points four times • Averaged 14.3 points, 4.3 assists and 26.7 minutes in four games in April • Scored a season-high 19 points (6-10 FG) to go with four rebounds vs. Indiana (4/8) • In his first career start, recorded 18 points to go with five rebounds, season-high seven assists, season-high two blocks and season-high 37 minutes at Brooklyn (4/13) • Played in 15 games for the Raptors 905, the G League

CAREER HIGHS

Points	FGM	FGA	3FGM	3FGA	FTM	FTA	Rebounds	Assists	Steals	Blocks	Minutes
28	10	19	5	8	8	12	13	14	6	4	46
1/24/21	Two	4/5/19	Two	1/25/21	Two	2/9/21	Two	4/5/19	5/5/21	Two	2/6/21
v/PHI	Times	@DAL	Times	v/PHI	Times	v/BKN	Times	@DAL	@IND	Times	@LAL

affiliate of the Toronto Raptors, and averaged 17.7 points, 5.0 rebounds, 6.5 assists and 1.6 steals in 35.7 minutes • Inactive 12 times and DNP-CD 43 times.

COLLEGIATE CAREER: Played his final two collegiate seasons at Utah (2013-15) after transferring from City College of San Francisco (2011-13) • In 68 career games (all starts) for the Utes, averaged 15.0 points, 5.8 rebounds, 5.2 assists, 2.3 steals and 1.1 blocks in 34.8 minutes • Finished his career with 1,022 points, 397 rebounds, 352 assists, 155 steals and 77 blocks • Was the recipient of the 2015 Bob Cousy Award, given to the nation's top point guard • Earned All-Pac 12 First Team and Pac 12 All-Defensive Team honors in both of his seasons with the Utes (2014, 2015) • Finished third on Utah's all-time steals list (155) despite playing only two seasons • His steals in 2013-14 marked the second-highest single-season total in Utes history (Andre Miller — 84, 1998-99), while his 73 swipes in 2014-15 were tied for the third most (Miller — 73, 1997-98) • Also finished second in school history in minutes averaged (34.8), fourth in assists (5.2 apg) and 10th in FT% (.814) • Scored in double figures in 61-of-68 games for the Utes, including 15 20-point performances • Was the recipient of the prestigious Tom Hansen Conference Medal awarded to each Pac-12 member institution's outstanding senior male and female student-athlete based on the greatest combination of scholarship, athletics and leadership.

PERSONAL INFO: Full name is Delon Reginald Wright • Son of Ray and Stacy Wright • Older brother, Dorell Wright, played 11 NBA seasons with Miami, Golden State, Philadelphia and Portland from 2004-15 and was a member of the Heat's 2006 NBA championship team • Wore No. 1 growing up, the same number his brother donned for the majority of his NBA career • Made the switch to No. 55 at City College of San Francisco because the school didn't believe in anyone wearing No. 1 (and 55 was the highest number given out) • Born and raised in Los Angeles • Attended Leuzinger High School (Lawndale, Calif.), the same school that produced Lakers guard Russell Westbrook and Delon's brother, Dorell • As a senior, led Leuzinger to the California State Championship and was named the CIF Southern Section Div. 1A Player of the Year • On Twitter @delonwright and Instagram @delonwright.

CAREER STATS

NBA REGULAR SEASON

YEAR	TEAM	GP	MINS	FGM	FGA	PCT.	FTM	FTA	PCT.	REBOUNDS			AST	PF	DD	STL	BLK	PTS	AVG
										OFF	DEF	TOT							
15-16	TOR	27	229	36	80	.450	26	35	.743	8	29	37	31	7	0	8	3	103	3.8
16-17	TOR	27	446	49	116	.422	42	55	.764	16	32	48	57	31	0	27	11	150	5.6
17-18	TOR	69	1433	201	432	.465	97	117	.829	45	153	198	200	81	0	72	33	555	8.0
18-19	TOR-MEM	75	1699	242	558	.434	119	150	.793	68	198	266	248	103	0	88	30	653	8.7
19-20	DAL	73	1570	190	411	.462	77	100	.770	70	210	280	244	93	0	85	22	504	6.9
20-21	DET-SAC	63	1748	240	518	.463	101	126	.802	65	204	269	278	75	1	101	30	645	10.2
6 YR. TOT		334	7125	958	2115	.453	462	583	.792	272	826	1098	1058	390	1	381	129	2610	7.8

THREE-POINT FIELD GOALS IN 15-16: 5-13 (.385)

THREE-POINT FIELD GOALS IN 16-17: 10-30 (.333)

THREE-POINT FIELD GOALS IN 17-18: 56-153 (.366)

THREE-POINT FIELD GOALS IN 18-19: 50-168 (.298)

THREE-POINT FIELD GOALS IN 19-20: 47-127 (.370)

THREE-POINT FIELD GOALS IN 20-21: 64-172 (.372)

CAREER THREE-POINT FIELD GOALS: 232-663 (.350)

NBA PLAYOFFS

YEAR	TEAM	GP	MINS	FGM	FGA	PCT.	FTM	FTA	PCT.	REBOUNDS			AST	PF	DD	STL	BLK	PTS	AVG
										OFF	DEF	TOT							
15-16	TOR	9	41	3	10	.300	8	13	.615	1	3	4	3	2	0	3	0	14	1.6
16-17	TOR	9	92	9	17	.529	5	7	.714	4	9	13	13	4	0	4	1	25	2.8
17-18	TOR	10	215	31	68	.456	15	16	.938	3	19	22	23	10	0	15	9	86	8.6
19-20	DAL	4	53	6	10	.600	3	5	.600	1	2	3	7	2	0	5	0	16	4.0
4 YR. TOT		32	401	49	105	.467	31	41	.756	9	33	42	46	18	0	27	10	141	4.4

THREE-POINT FIELD GOALS IN 15-16: 0-1 (.000)

THREE-POINT FIELD GOALS IN 16-17: 2-6 (.333)

THREE-POINT FIELD GOALS IN 17-18: 9-21 (.429)

THREE-POINT FIELD GOALS IN 19-20: 1-2 (.500)


PLAYOFF THREE-POINT FIELD GOALS: 12-30 (.400)

ATLANTA HAWKS

Trae Young

HEIGHT: 6-1 NBA EXPERIENCE: 3 years
 WEIGHT: 180 CURRENT NBA SEASON: 4th
 COLLEGE: Oklahoma
 HIGH SCHOOL: Norman North, Norman, OK
 BIRTHPLACE: Lubbock, TX
 BIRTHDATE: September 19, 1998 AGE: 23

GUARD
11



HOW TRAE JOINED THE HAWKS: Acquired by the Hawks from the Dallas Mavericks, along with a protected 2019 first-round draft pick, in exchange for the draft rights to Luka Doncic, the third overall pick, on June 21, 2018 • Chosen by Dallas with the fifth overall pick of the 2018 NBA Draft as an early-entry candidate • Signed to a contract with the Hawks on July 1, 2018 • Signed to a contract extension on August 6, 2021.

LAST SEASON (2020-21): In 63 games (all starts), averaged 25.3 ppg, 9.4 apg and 3.9 rpg in 33.7 mpg (.438 FG%, .343 3FG%, .886 FT%) • Ranked 2nd in apg, 14th in ppg (7th in the East), 14th in FT% and 27th in mpg • Led the NBA in total free throws made (484), ranked second in FTM per game (7.7), finished 3rd in total free throws attempted (546) • Scored in double-figures 61 times [including 45 games with at least 20 pts, 22 contests with at least 30 pts and four games with at least 40 pts] • Recorded 28 games with 10-or-more assists (2nd in the East and 3rd in the NBA) and four outings with at least 15 dimes (3rd in the East) • Named Eastern Conference Player of the Week (third time in his career) on May 17 after leading the Hawks to a 4-0 week and averaging 24.3 points and 8.5 assists • Knocked down his 400th career three-pointer on 1/29 at Washington, becoming the quickest player in NBA history to reach 400 triples (159 games) • Converted 10-or-more free throws on 22 occasions, the second-highest total in the NBA • In the season opener on 12/23 at Chicago, totaled 37 points (10-12 FGs), seven assists and six boards in 26 minutes, becoming the first player in NBA history with at least 37 points, six boards and six assists in less than 27 minutes ... In the same game, set an NBA record for most points scored by a player who took 12-or-fewer field goal attempts • Posted a league-high 15 contests with at least 25 points and 10 assists • Totalled a league-high-tying eight contests with at least 30 pts and 10 assts • Recorded the third-highest assists per game average in franchise history • Recorded just the second season with at least 25.0 ppg and 9.0 apg in franchise history (he posted the other such season in 2019-20) • Recorded 28 double-doubles • **SEASON HIGHS:** 43 pts @MIN (1/22), 8 rebs (4x), 16 assts v/LAL (2/1), 4 stls @NYK (4/21), 2 blks v/TOR (2/6), 15 FGM v/CHI (4/9), 8 3FGM @MIN (1/22), 16 FTM @WAS (1/29), 44 mins v/DET (1/20).

PROFESSIONAL CAREER: Through 204 games (all starts) across three seasons with the Hawks, holds career averages of 24.1 ppg, 8.9 apg and 3.9 rpg in 33.1 mpg • In 60 games in 2019-20 (all starts), averaged 29.6 ppg, 9.3 apg, 4.3 rpg and 1.1 spg in 35.3 mpg (.437 FG%, .361 3FG%, .860 FT%) • Started for the Eastern Conference in the 2020 NBA All-Star Game and recorded the only double-double in the contest, posting 10 points and a game-high 10 assists in 16 minutes • Ranked 2nd in apg (1st in the Eastern Conference), 4th in ppg (2nd in the East), 10th in mpg and 26th FT% • Scored in double-figures 57 times [including 49 games with at least 20 pts, 31 contests with at least 30 pts, 11 games with at least 40 pts (1st in the East) and one 50-point contest] • Recorded 28 games with 10-or-more assists (2nd in the NBA) and five outings with at least 15 dimes (2nd in the NBA) • Led the Eastern Conference in total assists (560) for the second consecutive season, becoming the first player since 1970-71 to lead his conference in total helpers in each of his first two seasons in the NBA • Led the Eastern Conference (2nd in the NBA) in FTM per game, making 8.0 FTs per contest • Raised his scoring from 19.1 ppg to 29.6 ppg from '18-19 to '19-20; his 10.5 ppg increase is the second most in NBA history for a player who averaged at least 19.0 ppg in at least 60 games played in the previous year • His 29.6 ppg were the most for an NBA sophomore since Bob McAdoo averaged 30.6 ppg in 1973-74 • Became just the fifth player in NBA history to average at least 29.0 ppg and at least 9.0 apg • Posted a league-high-tying 16 contests with at least 30 pts and 10 assts • Knocked down a franchise record 3.4 3FGM per game • Tied for the third-highest apg in franchise history • Posted a league-high-tying 16 contests with at least 30 pts and 10 assts • Named Eastern Conference Player of the Week for games played Oct. 22-27, leading the Hawks to a 2-0 record and posting 38.5 ppg, 9.0 apg and 7.0 rpg • Became the first player in NBA history to compile at least 38 pts, nine assts and seven rebs in each of his team's first two games of the season • Scored a career-high 50 points (12-25 FGs, 8-15 3FGs, 18-19 FTs) in 40 minutes on 2/20 v/MIA, becoming the first player in NBA history to score at least 50 points on 12-or-fewer FGM and less than 20 FTM • On 1/8 v/HOU, posted 42 points, 13 boards and 10 assists to notch the first 40-pt triple-double in Hawks history and become the youngest player in NBA history to record those minimums in a single game • In January, averaged 31.7 ppg, 11.5 apg and 5.3 rpg in 13 games, becoming the first player to meet those minimums in any 10-game month since Oscar Robertson (February 1966) • Led the Eastern Conference with 26 20-pt/10-asst games • Recorded 28 double-doubles • In 2018-19, unanimously selected to NBA All-Rookie First Team after averaging 19.1 ppg, 8.1 apg and 3.7 rpg in 30.9 mpg (.418 FG%, .324 3FG%, .829 FT%) in 81 contests (all starts) • Among qualifying NBA rookies, ranked 1st in apg (4th in the NBA), 2nd in ppg (34th in the NBA) and FT%, 3rd in mpg, 6th in spg and 10th in rpg • Scored in double-figures 71 times (including 37 games with at least 20 pts, nine contests with at least 30 pts and one game with at least 40 pts) and had two double-digit rebounding nights • His 156 3FGM are first in Hawks rookie history and the second-most in NBA history by a rookie age 20 or younger • Notched the first triple-double ever recorded by an Atlanta Hawks rookie, totaling 23 pts, 11 assts and 10 rebs on 3/9 v/BKN • Knocked down at least five 3FGM in seven contests, the most by a rookie in 2018-19 • Became the first rookie in history to amass four contests with at least 30 pts, 10 assts and five 3FGM • Selected as the Kia NBA Rookie of the Month a franchise-record four times (Oct./Nov., Jan., Feb., March/April) • Named Eastern Conference Player of the Week for games played March

18-24, becoming the only rookie in either conference to win the weekly award in 2018-19 • Became third rookie ever to post at least 19.1 pts and 8.0 assts (Robertson, Stoudamire) • Led all rookies in total pts (1,549) and total assts (653) • Led the Eastern Conference in total assts (2nd in the NBA), becoming the first rookie to lead a conference in assts since 1995-96 and first rookie since 1987-88 to finish among the NBA's top two assisters • Led the Eastern Conference with 18 20-pt/10-asst games • Recorded 30 double-doubles.

PLAYOFF HISTORY: In 2021, appeared in 16 postseason games (16 starts), averaging 28.8 points, 9.5 assists and 1.25 steals in 37.7 minutes • In his postseason debut, totaled 32 points, 10 assists and seven rebounds at NYK on 5/23 ... He joined LeBron James as the only players in NBA history with at least 30 points, 10 assists and five boards in their first NBA Playoff game ... He joined Michael Jordan, Patrick Ewing and Lew Alcindor (all Hall-of-Famers) as the only players with 30-point double-doubles in their Madison Square Garden postseason debuts • Scored at least 30 points in each of his three games at MSG in the first round, joining Jordan as the only visiting players with at least three straight 30-pt playoff games at the current MSG • Scored 30+ points in the first four road games of his postseason career, joining Lew Alcindor as the only two players in NBA history to accomplish the feat • In Game 1 of the Eastern Conference Semifinals on 6/6 at PHI, totaled 35 points, 10 assists and two steals in 39 minutes, becoming the first player in Hawks history with at least 35 points and 10 assists in a postseason game • Scored at least 20 points in each of the first five postseason games of his career, becoming the first player in Atlanta Hawks history to do so • Including ties, led the Hawks in scoring and assists in 11 straight postseason games, joining LeBron James as the only players in NBA history to do so in a single postseason, and becoming the first player in NBA history to do so in his first postseason (Elias) • On 6/14 in Game 4 of the second round against PHI, totaled 25 points and a career-high-tying 18 assists ... Became the youngest player (22 years, 268 days) with a 20-point, 15-assist postseason performance in NBA history; Became the youngest player in NBA history with an 18-assist playoff game; • In Game 1 of the Eastern Conference Finals at MIL, totaled 48 points, 11 assists, seven boards and one steal in 41 minutes ... He became the first player in NBA history with 45 points and 10 assists in a Conference Finals game; the first player in NBA history to score or assist on 72 points in a Conference or Division Finals game; the first player in NBA history with six games of 30-or-more points on the road in his first postseason; the first player in NBA history with 20+ points and seven-or-more assists in each of his first 13 playoff games (longest streak in NBA postseason history regardless of playoff experience); the first Hawks player with at least 48 points in a playoff game since Dominique Wilkins in 1988 • tied with Kobe Bryant and LeBron James for the most points in a postseason game before turning 23 years old.

COLLEGIATE CAREER: In his only season at Oklahoma, averaged 27.4 points, 8.7 assists, 3.9 rebounds and 1.7 steals in 35.4 minutes, starting 32 games (.422 FG%, .360 3FG%, .861 FT%) • Consensus First Team All-American after becoming the first player in Division I history to lead the nation in scoring and assists • Scoring average was the highest in Big-12 history and his assists per game rank second on the all-time list • The Wayman Tisdale National Freshman of the Year award winner, was also a unanimous All-Big 12 First Team member and named the conference's Freshman and Newcomer of the Year • Became the first major conference player in NCAA history to tally 800 points and 250 assists in a single season • Recorded four games of 40-or-more points.

NATIONAL TEAM CAREER: Earned a gold medal at the 2016 FIBA Americas U18 Championship in Valdivia, Chile, where he teamed up with Kevin Huerter • Member of 2019 USA Basketball Men's Select Team.

PERSONAL INFO: Born in Lubbock, TX • Son of Rayford and Candice Young, and his father played collegiately at Texas Tech and professionally in France, Italy, Portugal and Spain • Has a brother, Timothy and two sisters, Caitlyn and Camryn • In August 2019, named an Honorary Board Member at The Children's Center Rehabilitation Hospital in Oklahoma City, OK • Averaged 42.6 ppg, 5.8 rpg and 4.1 apg (.489 FG%) as a senior at Norman North High School • Earned McDonald's All-American honors as a senior and named Gatorade Player of the Year in Oklahoma in 2016 and 2017 • Competed in the Jordan Brand Classic in 2017 • Won the McDonald's All-American Three-Point Contest and was runner-up at the High School Three-Point contest at the Final Four • A fan of Steve Nash growing up • On Twitter @TheTraeYoung and Instagram @traeyoung.

CAREER STATS

NBA REGULAR SEASON

YEAR, TEAM	GP	MINS	FGM	FGA	PCT.	FTM	FTA	PCT.	REBOUNDS			AST	PF	DQ	STL	BLK	PTS	AVG
									OFF	DEF	TOT							
18-19, ATL	81	2503	525	1256	.418	343	414	.829	64	237	301	653	140	0	72	15	1549	19.1
19-20, ATL	60	2120	546	1249	.437	481	559	.860	32	223	255	560	104	0	65	8	1778	29.6
20-21, ATL	63	2125	487	1112	.438	170	204	.833	118	349	467	594	111	0	53	12	1594	25.3
3 YR. TOT	204	6748	1558	3617	.431	1308	1519	.861	134	667	801	1807	355	0	190	35	4921	24.1

THREE-POINT FIELD GOALS IN 18-19: 156-482 (.324)
 THREE-POINT FIELD GOALS IN 19-20: 205-568 (.361)

THREE-POINT FIELD GOALS IN 20-21: 136-397 (.343)
 CAREER THREE-POINT FIELD GOALS: 497-1447 (.343)

NBA PLAYOFFS

YEAR, TEAM	GP	MINS	FGM	FGA	PCT.	FTM	FTA	PCT.	REBOUNDS			AST	PF	DQ	STL	BLK	PTS	AVG
									OFF	DEF	TOT							
20-21, ATL	16	603	150	359	.418	116	134	.866	7	38	45	152	35	0	20	0	461	28.8

PLAYOFF THREE-POINT FIELD GOALS: 45-144 (.313)

CAREER HIGHS

Points	FGM	FGA	3FGM	3FGA	FTM	FTA	Rebounds	Assists	Steals	Blocks	Minutes
50	17	33	8	15	18	21	13	18	5	2	56
2/20/20	3/1/19	3/1/19	Five Times	Two Times	Three Times	1/20/20 v/TOR	1/8/20 v/HOU	1/30/20 v/PHI	11/8/19 v/SAC	2/6/21 v/TOR	3/1/19 v/CHI



ATLANTA HAWKS

GALLINARI - cont.

PERSONAL INFO: Nicknamed "The Rooster" (Il Gallo) • Father, Vittorio, played professional basketball in Italy for a number of teams and was a Milan teammate and roommate of Mike D'Antoni for eight years • Favorite athletes include Michael Jordan and Roger Federer • Lists Michael Jordan, Larry Bird and Angelina Jolie as the three people he would most like to have dinner with • Favorite actors are Denzel Washington and Angelina Jolie and favorite entertainer is Justin Timberlake • Favorite meal is either sushi or gnocchi with gorgonzola cheese • Participated in the NBA's Basketball Without Borders goodwill tour to Senegal, Africa in August 2010 • On Twitter @gallinari8888 and Instagram @danilogallogallinari.

WILLIAMS - cont.

special guests such as Dwight Howard • Considers winning the NBA Sixth Man of the Year award in 2015 as his greatest personal achievement • Favorite actor is Denzel Washington • If not in the NBA, would be a musician • Favorite artist is Lil Wayne • Offseason interests and activities include making music and bowling • Had his No. 23 basketball jersey retired at South Gwinnett High School in 2006 • Always puts his right shoe and sock on first • Athlete most admired outside of the NBA is Muhammad Ali • Lists his favorite food to be Mexican food • He is from Atlanta (by way of Memphis) and very proud of his hometown & southern roots • Good friends with Meek Mill • Likes to cook and can make his own signature hot wings • On Twitter @TeamLou23 and Instagram @louwillville.



20-21
REVIEW



20 JOHN
COLLINS

HIGH GAMES

C - Career High / T - Ties Career High

PLAYER	MINUTES	FIELD GOALS	FREE THROWS	OFFENSIVE REBOUNDS	DEFENSIVE REBOUNDS	TOTAL	ASSISTS	STEALS	TURNOVERS	BLOCKED SHOTS	POINTS
Bogdan Bogdanovic	45C Apr. 1 at SAS	12 (2) Apr. 25 vs. MIL	6 Apr. 11 at CHA	3 Apr. 7 vs. MEM	8T Dec. 26 at MEM	9T Dec. 26 at MEM	8 Apr. 23 vs. MIA	4T Mar. 30 at PHO	5 Apr. 26 at DET	2 (2) May 5 vs. PHO	32 (2) Apr. 25 vs. MIL
John Collins	43 Jan. 29 vs. DET	16C Feb. 3 vs. DAL	8 (2) Mar. 13 vs. SAC	6 Jan. 9 at CHA	11 (2) Mar. 26 at GSW	16 Mar. 20 at LAL	5 Jan. 2 vs. CLE	4T May 1 vs. CHI	4 (2) Apr. 23 vs. MIA	5C Jan. 26 vs. LAC	38C Mar. 26 at GSW
Kris Dunn	15 Apr. 28 at PHI	1 Apr. 28 at PHI	3 Apr. 28 at PHI	0	2 (2) May 5 vs. PHO	2 (2) May 5 vs. PHO	1 (2) Apr. 30 at PHI	1 (2) Apr. 30 at PHI	1 (3) Apr. 30 at PHI	1 (2) Apr. 30 at PHI	5 Apr. 28 at PHI
Bruno Fernando	21 (2) May 16 vs. HOU	4 May 16 vs. HOU	3T Feb. 1 vs. LAL	3 Dec. 23 at CHI	8 (2) May 16 vs. HOU	10 Dec. 26 at MEM	3T Dec. 23 at MEM	2T (2) May 16 vs. HOU	3T Mar. 18 at CHI	1 (3) Mar. 18 vs. OKC	10 May 16 vs. HOU
Danilo Gallinari	39 Jan. 29 at ORL	13 Feb. 24 vs. BOS	13 Apr. 4 vs. GSW	2 (3) May 6 at IND	11 Apr. 1 at SAS	12 Apr. 1 at SAS	6 Mar. 3 at ORL	3 May 6 at IND	4 Feb. 24 vs. BOS	1 (10) May 13 vs. ORL	38 Feb. 24 vs. BOS
Brandon Goodwin	37C (2) Apr. 13 at CHA	7T Apr. 11 vs. MIA	4T (2) Apr. 23 vs. MIA	1 (8) Apr. 23 at TOR	5 (2) Apr. 13 vs. ORL	5 (3) Apr. 20 at CHA	8C Apr. 11 vs. ORL	2T (5) May 13 at PHI	4T (2) Apr. 28 at PHI	0 at TOR	18 Apr. 13 at PHI
Solomon Hill	40 Jan. 20 vs. DET	6 Apr. 15 vs. MIL	5 Feb. 19 at BOS	3 (3) Apr. 28 at PHI	11C Apr. 25 vs. MIL	12T Apr. 25 vs. MIL	4 (2) May 16 vs. HOU	3 (3) Apr. 23 vs. MIA	4 (2) Apr. 30 at PHI	1 (11) Apr. 30 at PHI	18 Apr. 15 vs. MIL
Kevin Huerter	44 Apr. 21 at NYK	10 Apr. 2 at NOP	4 (2) Mar. 11 at TOR	3T (3) Mar. 3 at ORL	8 Feb. 10 at DAL	10 Jan. 2 vs. CLE	10T (2) Feb. 13 vs. IND	6C Feb. 28 at MIA	4 Feb. 28 at MIA	2T (3) May 6 at IND	24 Apr. 2 at NOP
DeAndre Hunter	45 Jan. 27 vs. BKN	13C Jan. 24 at MIL	8 Jan. 16 at POR	2 (5) Jan. 16 at POR	10 Dec. 26 at MEM	11T Dec. 26 at MEM	5T Jan. 6 vs. CHA	4 Jan. 22 at MIN	6C Jan. 18 vs. MIN	2T (3) Jan. 27 vs. BKN	33C Jan. 24 at MIL
Nathan Knight	26C May 16 vs. HOU	6C (2) May 16 vs. HOU	9C Mar. 14 vs. CLE	4C Mar. 14 vs. CLE	7C May 16 vs. HOU	10C May 16 vs. HOU	2C Mar. 14 vs. CLE	1C (9) Apr. 30 at PHI	2C (4) Apr. 11 at CHA	2C (3) May 16 vs. HOU	16C Mar. 14 vs. CLE
Skyler Mays	27C May 16 vs. HOU	7C (2) May 16 vs. HOU	4C (2) Apr. 20 vs. ORL	2C (2) Apr. 20 at GSW	4C (2) May 16 vs. HOU	5C Apr. 28 at PHI	7C May 16 vs. HOU	2C (2) Apr. 2 at NOP	2C Feb. 21 vs. DEN	2C May 16 vs. HOU	20C Feb. 12 vs. SAS
Clint Capela	44 Apr. 1 at NYK	12 (2) Apr. 21 at NYK	10T Apr. 1 at SAS	12T Jan. 20 vs. DET	16 (2) Apr. 18 vs. IND	26C Jan. 20 vs. DET	6C Jan. 1 at BKN	3 Jan. 2 vs. CLE	5 Mar. 2 at MIA	10C Jan. 22 at SAS	28 Apr. 1 at SAS
Onyiah Okongwu	33C May 16 vs. HOU	10C May 16 vs. HOU	5C Apr. 4 vs. GSW	6C (2) May 16 vs. HOU	9C May 16 vs. HOU	15C May 16 vs. HOU	3C May 16 vs. HOU	3C May 5 vs. TOR	3C Apr. 23 vs. MIA	3C (3) Mar. 11 at TOR	21C May 16 vs. HOU

HIGH GAMES, CONT.

C - Career High / T - Ties Career High

PLAYER	MINUTES	FIELD GOALS	FREE THROWS	OFFENSIVE REBOUNDS	DEFENSIVE REBOUNDS	TOTAL	ASSISTS	STEALS	TURNOVERS	BLOCKED SHOTS	POINTS
Cam Reddish	36 Jan. 27 at NYK	9 Jan. 27 vs. BKN	8T (2) Jan. 22 at MIN	2 (5) Feb. 21 vs. DEN	6 (2) Jan. 1 at BKN	7 (2) Jan. 1 at BKN	3 (5) Feb. 17 at BOS	5T Feb. 19 at BOS	3 (4) Feb. 15 at NYK	2 Feb. 15 at NYK	24 Jan. 27 vs. BKN
Rajon Rondo	30 Jan. 24 at MIL	5 Dec. 28 vs. DET	1 Jan. 24 at MIL	1 (4) Jan. 24 at MIL	6 (2) Feb. 4 vs. UTA	7 Jan. 22 at MIN	8 (2) Feb. 4 vs. UTA	3 (2) Mar. 18 vs. UNC	4 (2) Mar. 14 vs. CLE	1 (2) Mar. 2 at MIA	12 Dec. 28 vs. DET
Tony Snell	44 Apr. 1 at SAS	5 (2) Mar. 22 at LAC	3 Apr. 6 vs. NOP	2 (4) May 12 vs. WAS	5 Feb. 10 at DAL	6 (2) Mar. 22 at LAC	5 Mar. 16 at HOU	2 (4) May 16 vs. HOU	3 Mar. 30 at PHO	2 Feb. 23 at CLE	15 Mar. 16 at HOU
Lou Williams (ATL)	31 Apr. 28 at PHI	8 Apr. 2 at NOP	8 Apr. 20 vs. ORL	2 Apr. 28 at PHI	6 Apr. 28 at PHI	8 Apr. 28 at PHI	8 Apr. 2 at NOP	2 (2) Apr. 23 vs. MIA	4 (3) May 16 vs. HOU	1 (2) Apr. 30 at PHI	22 Apr. 20 vs. ORL
Trae Young	44 (2) Jan. 27 vs. BKN	15 Apr. 9 vs. CHI	16 Jan. 29 at WAS	3 (3) Apr. 20 vs. ORL	8 (4) May 12 vs. WAS	8 (4) May 12 vs. WAS	16 Feb. 1 vs. DAL	4 Apr. 21 at NYK	8 (3) Mar. 2 at MIA	2C Feb. 6 vs. TOR	43 Jan. 22 at MIN
HAWKS High Games	290 Apr. 1 at SAS	53 May 5 vs. PHO	35 Apr. 4 vs. GSW	23 Jan. 20 vs. DET	47 (2) Apr. 20 vs. ORL	65 Apr. 20 vs. ORL	35 (2) May 5 vs. PHO	15 Jan. 18 vs. MIN	26 Jan. 18 vs. MIN	13 Mar. 11 at TOR	141 Dec. 30 at BKN
HAWKS Low Games	240 (68) May 16 vs. HOU	27 Apr. 28 at PHI	8 Mar. 20 at LAL	2 Mar. 28 at DEN	22 Jan. 24 at MIL	27 Jan. 24 at MIL	16 Jan. 29 at WAS	1 Feb. 6 vs. TOR	7 (4) May 13 vs. ORL	1 (6) Apr. 25 at PHI	83 Apr. 28 at PHI
OPPONENTS High Games	290 Apr. 1 at SAS	54 (2) May 6 at IND	31 Jan. 29 at WAS	22 Mar. 13 vs. SAC	43 Apr. 7 vs. MEM	55 Jan. 16 at POR	35 May 6 at IND	16 (2) Mar. 2 at MIA	19 Jan. 15 at UTA	12 (2) Feb. 19 at BOS	145 Dec. 30 at BKN
OPPONENTS Low Games	240 (68) May 16 vs. HOU	28 Mar. 2 at MIA	7 Feb. 19 at BOS	3 Feb. 21 vs. DEN	20 (2) May 5 vs. PHO	26 Mar. 2 at MIA	13 (2) Apr. 20 vs. ORL	2 Jan. 11 vs. PHI	6 (2) Apr. 1 at SAS	0 May 1 vs. CHI	80 Mar. 2 at MIA

20-21 REVIEW

GAME BY GAME RESULTS

RESULTS			RECORDS			HIGH SCORERS			
Date	Opponent	W - L	Score	Home	Road	Total	Attendance	Atlanta	Opponent
12-23	@ Chicago	W	124-104		1-0	1-0	--	Young/37	LaVine/22
12-26	@ Memphis	W	122-112		2-0	2-0	--	Young/36	Moran/28
12-28	DETROIT	W	128-120	1-0	3-0	3-0	--	Young/29	Two w/27
12-30	@ Brooklyn	L	145-141		2-1	3-1	--	Two w/30	Durant/33
1-1	@ Brooklyn	W	114-96		3-1	4-1	--	Hunter/23	Durant/27
1-2	CLEVELAND	L	96-91	1-1	4-2	4-2	--	Hunter/17	Sexton/27
1-4	NEW YORK	L	113-108	1-2	4-3	4-3	--	Young/31	Randle/28
1-6	CHARLOTTE	L	102-94	1-3	4-4	4-4	--	Collins/23	Hayward/44
1-9	@ Charlotte	L	113-105	2-3	3-2	4-5	--	Reedish/21	Rozier/23
1-11	PHILADELPHIA	W	112-94		3-3	5-5	1,932	Reedish/20	Embiid/24
1-15	@ Utah	L	116-92		3-4	6-7	--	Young/26	Mitchell/26
1-16	@ Portland	W	112-106	3-3	5-7	6-7	--	Hunter/25	Lillard/31
1-18	MINNESOTA	W	108-97	4-3	6-7	7-7	--	Young/38	Grant/32
1-20	DETROIT	W	123-115 OT		4-4	8-7	--	Young/43	Bleasley/17
1-22	@ Minnesota	W	116-98		4-5	8-8	--	Hunter/33	Anteikamp/27
1-24	@ Milwaukee	L	129-115	5-3	4-5	8-8	--	Young/38	Jackson/20
1-26	LA CLIPPERS	W	108-99	5-4	9-9	9-9	1,180	Young/38	Durant/32
1-27	BROOKLYN	L	132-128 OT		5-4	9-9	1,008	Young/28	Durant/32
1-29	@ Washington	W	116-100	5-5	5-5	10-9	--	Young/41	Two w/26
2-1	LA LAKERS	L	107-99	5-6	5-5	10-10	1,341	Collins/35	Davis/25
2-3	DALLAS	L	122-116	5-7	5-6	10-11	1,259	Collins/17	Doncic/27
2-4	UTAH	L	112-91	6-7	5-7	10-12	1,261	Collins/17	Clarkson/23
2-6	TORONTO	W	132-121		6-7	11-12	991	Young/28	Boucher/29
2-10	@ Dallas	L	118-117	6-8	5-6	11-13	1,000	Collins/33	Doncic/28
2-12	SAN ANTONIO	L	125-114	6-8	6-8	11-14	1,451	Collins/35	DeRozan/23
2-13	INDIANA	L	123-112	6-9	6-9	11-15	1,393	Capela/24	McDermott/28
2-15	@ New York	L	123-112		5-7	11-16	--	Young/40	Randle/44
2-17	@ Boston	W	122-114		6-7	12-16	--	Young/31	Tatum/35
2-19	@ Boston	L	121-109	7-9	6-8	12-17	--	Young/35	Walker/28
2-21	DENVER	W	123-115	8-9	5-9	13-17	1,362	Young/35	Murray/30
2-23	Cleveland	L	112-111		5-9	13-18	2,720	Young/28	Sexton/29
2-24	BOSTON	W	127-112		6-10	14-18	1,537	Gallinari/38	Brown/17
2-26	@ Oklahoma City	L	118-109		6-10	14-19	--	Collins/25	Elginas-Alex/24
2-28	@ Miami	L	109-99		7-11	14-20	--	Collins/34	Nunn/24
3-2	@ Miami	W	94-80		8-11	15-20	--	Young/18	Two w/14
3-3	@ Orlando	W	115-112		9-11	16-20	3,969	Young/32	Vucevic/29
3-11	@ Toronto	W	121-120		9-11	17-20	--	Young/37	Powell/33
3-13	SACRAMENTO	W	121-106	9-9		18-20	2,347	Young/28	Fox/32
3-14	CLEVELAND	W	100-82	10-9		19-20	2,322	Collins/22	Sexton/15
3-16	@ Houston	W	119-107		10-11	20-20	3,069	Gallinari/29	Oladipo/34
3-18	OKLAHOMA CITY	W	116-93	11-9		21-20	2,621	Two w/23	Elginas-Alex/19

GAME BY GAME RESULTS

RESULTS			RECORDS			HIGH SCORERS			
Date	Opponent	W - L	Score	Home	Road	Total	Attendance	Atlanta	Opponent
3-20	@ LA Lakers	W	99-94		11-11	22-20	--	Collins/27	Harrell/23
3-22	@ LA Clippers	L	119-110		11-12	22-21	--	Young/28	Leonard/25
3-24	@ Sacramento	L	110-108		11-13	22-22	--	Young/29	Fox/37
3-26	@ Golden State	W	124-108		12-13	23-22	--	Collins/38	Wiggins/29
3-28	@ Denver	L	126-102		12-14	23-23	--	Young/21	Green/20
3-30	@ Phoenix	L	117-110		12-15	23-24	3,173	Bogdanovic/22	Booker/21
4-1	@ San Antonio	W	134-129 OT		13-15	24-24	2,949	Two w/28	DeRozan/36
4-2	@ New Orleans	W	126-103		14-15	25-24	3,700	Bogdanovic/26	Lewis/21
4-4	GOLDEN STATE	W	117-111	12-9		26-24	2,937	Gallinari/25	Curry/37
4-6	NEW ORLEANS	W	123-107	13-9		27-24	2,937	Young/30	Williams/64
4-7	MEMPHIS	L	131-113	13-10		27-25	2,816	Bogdanovic/24	Allen/30
4-9	CHICAGO	W	105-101	14-10		28-25	2,774	Young/42	LaVine/50
4-11	@ Charlotte	W	108-103		15-15	28-25	986	Bogdanovic/32	Bridges/23
4-13	@ Toronto	W	120-109		16-15	29-25	4,148	Bogdanovic/23	Slakam/30
4-15	MILWAUKEE	L	129-117	14-11		30-26	1,427	Bogdanovic/28	Holiday/23
4-18	INDIANA	W	129-117	15-11		31-26	--	Young/34	Brogdon/29
4-20	ORLANDO	W	112-96	16-11		32-26	2,219	Young/25	Two w/17
4-21	@ New York	W	137-127 OT		16-16	32-27	1,981	Capela/25	Randle/40
4-23	MIAMI	W	118-103	17-11		33-27	2,965	Bogdanovic/21	Numi/21
4-25	MILWAUKEE	W	111-104	18-11		34-27	3,010	Bogdanovic/32	Anteikamp/31
4-26	@ Detroit	L	100-86		16-17	34-28	750	Bogdanovic/17	Two w/18
4-28	@ Philadelphia	L	127-83		16-18	34-29	4,094	Collins/21	Curry/20
4-30	@ Philadelphia	L	126-104		16-19	34-30	4,094	Young/32	Howard/19
5-1	CHICAGO	W	108-97	19-11		35-30	3,053	Young/33	Young/20
5-3	PORTLAND	W	123-114	20-11		36-30	3,091	Gallinari/28	Lillard/33
5-5	PHOENIX	W	135-103	21-11		37-30	3,205	Capela/18	Booker/30
5-6	WASHINGTON	L	133-126		16-20	37-31	--	Young/30	Leterer/31
5-10	WASHINGTON	W	125-124	22-11		38-31	3,054	Young/38	Westbrook/28
5-12	WASHINGTON	W	120-116	23-11		39-31	3,120	Young/33	Westbrook/34
5-13	ORLANDO	W	116-93	24-11		40-31	2,910	Bogdanovic/27	Hampton/18
5-16	HOUSTON	W	124-95	25-11		41-31	3,045	Okongwu/21	Two w/18

GAME BY GAME / QUARTER BY QUARTER RESULTS

ATLANTA'S TOTALS ARE LISTED FIRST UNDER QUARTER SEQUENCE

Game	Date	Opponent	1st	2nd	3rd	4th	OT	2 OT	3 OT/4 OT	Final	W-L
1	12-23-20	@ Chicago	42-29	41-30	28-20	13-25				124-104	1-0
2	12-26-20	@ Memphis	27-22	31-34	29-32	35-24				122-112	2-0
3	12-28-20	DETROIT	33-25	32-31	35-31	28-33				128-120	3-0
4	12-30-20	@ Brooklyn	41-38	27-29	36-35	37-43				141-145	3-1
5	1-1-21	@ Brooklyn	29-23	29-23	28-21	25-23				114-96	4-1
6	1-2-21	CLEVELAND	35-25	21-19	18-26	17-26				91-96	4-2
7	1-4-21	NEW YORK	29-31	29-23	30-30	20-29				108-113	4-3
8	1-6-21	CHARLOTTE	11-27	21-32	27-22	27-21				94-102	4-4
9	1-9-21	@ Charlotte	29-31	29-31	26-28	29-26				105-113	4-5
10	1-11-21	PHILADELPHIA	28-32	37-18	32-15	15-29				112-94	5-5
11	1-15-21	@ Utah	23-33	23-28	28-26	18-29				92-116	5-6
12	1-16-21	@ Portland	38-34	28-25	20-27	20-26				106-112	5-7
13	1-16-21	MINNESOTA	29-25	29-26	20-20	30-26				108-97	6-7
14	1-20-21	DETROIT	29-31	16-21	33-40	28-14	17-9			123-115	7-7
15	1-22-21	@ Minnesota	25-19	37-24	30-24	24-31				116-98	8-7
16	1-24-21	@ Milwaukee	15-32	32-34	36-28	32-35				115-129	8-8
17	1-26-21	LA CLIPPERS	22-21	21-27	33-22	32-29				108-99	9-8
18	1-27-21	BROOKLYN	27-26	28-29	32-28	29-33	12-16			128-132	9-9
19	1-28-21	@ Washington	31-22	30-28	28-21	27-29				116-100	10-9
20	2-1-21	LA LAKERS	25-28	21-22	30-25	23-22				99-107	10-10
21	2-3-21	DALLAS	22-26	34-27	27-35	33-34				116-122	10-11
22	2-4-21	UTAH	16-20	21-25	26-35	28-32				91-112	10-12
23	2-6-21	TORONTO	28-34	38-29	35-31	31-27				132-121	11-12
24	2-10-21	@ Dallas	32-33	30-19	28-29	27-37				117-118	11-13
25	2-12-21	SAN ANTONIO	29-36	19-41	24-33	42-15				114-125	11-14
26	2-13-21	INDIANA	26-27	32-35	29-22	26-41				113-125	11-15
27	2-15-21	@ New York	28-39	35-27	27-29	22-28				112-123	11-16
28	2-17-21	@ Boston	33-35	29-21	28-25	32-33				122-114	12-16
29	2-19-21	@ Boston	22-33	19-33	32-32	36-23				109-121	12-17
30	2-21-21	DENVER	27-33	37-23	29-20	30-39				123-115	13-17
31	2-23-21	@ Cleveland	27-28	28-30	29-26	27-28				111-112	13-18
32	2-24-21	BOSTON	40-27	32-22	27-29	28-34				127-112	14-18
33	2-26-21	@ Oklahoma City	33-31	22-32	25-33	29-22				109-118	14-19
34	2-28-21	@ Miami	21-26	23-28	33-24	22-31				99-109	14-20
35	3-2-21	@ Miami	23-17	21-20	19-29	31-14				94-80	15-20
36	3-4-21	@ Orlando	27-39	15-22	36-29	37-22				115-112	16-20
37	3-11-21	@ Toronto	37-26	27-33	20-35	37-26				121-120	17-20
38	3-13-21	SACRAMENTO	22-33	39-18	37-30	23-25				121-106	18-20
39	3-14-21	CLEVELAND	26-22	23-24	20-34	31-16				100-82	19-20
40	3-16-21	@ Houston	35-22	38-36	20-34	26-15				119-107	20-20
41	3-18-21	OKLAHOMA CITY	31-21	30-20	30-26	25-26				116-93	21-20

GAME BY GAME / QUARTER BY QUARTER RESULTS

ATLANTA'S TOTALS ARE LISTED FIRST UNDER QUARTER SEQUENCE

Game	Date	Opponent	1st	2nd	3rd	4th	OT	2 OT	3 OT/4 OT	Final	W-L
42	3-20-21	@ LA Lakers	28-25	24-28	22-12	25-29				99-94	22-20
43	3-22-21	@ LA Clippers	29-30	34-18	27-34	20-37				110-119	22-21
44	3-24-21	@ Sacramento	27-29	30-28	30-28	17-28				108-110	22-22
45	3-26-21	@ Golden State	33-26	37-26	30-32	24-24				124-108	23-22
46	3-28-21	@ Denver	35-31	20-34	24-32	23-29				102-126	23-23
47	3-30-21	@ Phoenix	27-30	25-34	33-25	25-28				110-117	23-24
48	4-1-21	@ San Antonio	32-22	22-26	30-32	26-30	9-9	15-10		134-129	24-24
49	4-2-21	@ New Orleans	28-34	27-20	39-25	32-24				126-103	25-24
50	4-4-21	GOLDEN STATE	24-24	33-35	22-23	38-29				117-111	26-24
51	4-6-21	NEW ORLEANS	25-29	36-32	46-29	16-17				123-107	27-24
52	4-7-21	MEMPHIS	34-29	30-38	23-43	26-21				113-131	27-25
53	4-9-21	CHICAGO	25-33	28-33	33-18	34-24				120-108	28-25
54	4-11-21	@ Charlotte	33-20	19-25	23-32	30-24				105-101	29-25
55	4-13-21	@ Toronto	28-27	38-27	24-24	18-25				108-103	30-25
56	4-15-21	MILWAUKEE	29-33	23-31	30-30	27-26				109-120	30-26
57	4-18-21	INDIANA	35-23	31-34	28-33	35-27				129-117	31-26
58	4-20-21	ORLANDO	27-24	38-24	15-24	32-24				112-96	32-26
59	4-21-21	@ New York	39-34	30-33	28-23	25-32	5-15			127-137	32-27
60	4-23-21	MIAMI	31-30	31-31	33-28	23-14				118-103	33-27
61	4-25-21	MILWAUKEE	26-29	17-22	27-27	41-26				111-104	34-27
62	4-26-21	@ Detroit	23-27	21-28	23-19	19-26				86-100	34-28
63	4-28-21	@ Philadelphia	17-37	22-30	24-26	20-34				83-127	34-29
64	4-30-21	@ Philadelphia	26-23	20-42	31-29	27-32				104-126	34-30
65	5-1-21	CHICAGO	31-26	23-37	28-12	26-22				108-97	35-30
66	5-3-21	PORTLAND	32-31	36-31	34-33	21-19				123-114	36-30
67	5-5-21	PHOENIX	42-38	25-27	30-23	38-15				135-103	37-30
68	5-6-21	@ Indiana	26-36	36-32	38-38	30-23				126-133	37-31
69	5-10-21	WASHINGTON	34-32	27-30	35-17	29-45				125-124	38-31
70	5-12-21	WASHINGTON	35-30	21-29	27-32	37-25				120-116	39-31
71	5-13-21	ORLANDO	29-16	32-25	32-30	23-22				116-93	40-31
72	5-16-21	HOUSTON	36-33	36-21	27-18	25-23				124-95	41-31

HAWKS TEAM STATISTICS

2019-20 ATLANTA HAWKS TEAM STATISTICS

OPPONENT	Fgs	Pct.	3FGs	Pct.	Fts	Pct.	Off-Def-REB	A	PF	ST	TO	B	Pts
@Chicago	43-80	.538	14-35	.400	24-29	.828	8-38-46	24	29	10	23	3	124
@Memphis	38-89	.427	13-36	.361	33-38	.868	13-41-54	23	20	5	15	6	122
DETROIT	40-82	.488	20-42	.476	28-32	.875	8-37-45	30	22	7	128	3	141
@Brooklyn	47-99	.475	18-46	.391	29-35	.829	17-37-54	27	19	6	12	3	114
@Brooklyn	43-93	.462	16-39	.410	12-14	.857	10-38-48	24	20	6	10	6	91
CLEVELAND	35-85	.412	11-32	.344	10-19	.526	15-38-48	22	20	20	22	2	108
NEW YORK	40-87	.460	10-31	.323	18-23	.783	10-30-40	24	21	9	13	6	108
CHARLOTTE	36-96	.375	7-40	.175	15-18	.833	12-45-57	25	25	11	13	7	94
@Charlotte	34-89	.382	14-45	.311	23-28	.821	17-30-47	25	22	11	14	7	94
PHILADELPHIA	37-99	.374	17-44	.386	21-27	.778	14-44-58	20	13	2	8	12	112
@Utah	38-92	.413	5-28	.179	11-15	.733	8-33-41	21	16	7	15	6	92
@Portland	38-87	.437	6-30	.200	24-28	.857	7-41-48	24	22	6	13	8	106
MINNESOTA	37-79	.468	11-28	.383	23-25	.920	7-41-48	32	17	16	26	6	108
DETROIT	44-100	.440	9-23	.391	26-38	.684	23-40-63	21	15	9	14	3	123
@Minnesota	38-83	.458	15-35	.429	15-20	.833	13-42-55	21	16	14	17	8	116
@Milwaukee	42-83	.506	14-39	.359	17-22	.773	5-22-27	27	23	4	9	2	115
LA CLIPPERS	37-80	.463	10-26	.365	24-25	.960	9-37-46	20	17	11	14	4	108
BROOKLYN	45-94	.479	13-33	.394	25-28	.893	12-25-37	29	18	7	11	4	128
@Washington	39-87	.448	12-37	.324	26-34	.765	12-35-47	16	30	6	13	4	116
LA LAKERS	37-78	.474	11-29	.379	14-17	.824	6-30-36	27	21	10	19	7	99
DALLAS	45-90	.500	14-38	.368	12-17	.706	13-33-46	31	15	7	11	4	116
UTAH	32-98	.327	9-31	.290	18-19	.947	18-31-49	19	15	7	11	4	91
42-74	568	.479	19-36	.528	29-33	.879	4-39-43	31	25	9	19	5	121
40-88	.455	14-39	.359	23-28	.821	9-33-42	27	20	3	9	3	117	
SAN ANTONIO	39-90	.433	11-32	.344	25-33	.758	10-31-41	22	17	6	12	6	114
INDIANA	43-90	.478	9-31	.290	18-23	.783	7-31-38	35	24	8	11	6	113
@New York	36-85	.424	11-33	.333	29-32	.906	11-31-42	17	19	5	11	6	112
@Boston	44-77	.571	8-24	.333	26-31	.839	8-29-37	19	18	9	15	3	122
@Boston	38-90	.422	10-30	.333	23-25	.920	13-28-41	21	14	8	14	12	109
BENVER	42-81	.519	12-34	.353	27-33	.818	10-34-44	29	20	8	11	3	123
@Cleveland	40-89	.449	14-31	.452	17-23	.739	13-26-41	22	19	7	13	10	111
BOSTON	45-85	.529	23-42	.548	14-17	.824	12-33-45	27	23	10	17	6	127
@Oklahoma City	43-97	.443	12-40	.300	11-17	.647	19-35-54	21	13	6	10	2	109
36-87	.414	8-35	.229	19-22	.864	16-33-49	22	20	8	17	6	99	
@Miami	34-71	.479	13-36	.361	13-15	.867	11-36-47	26	18	16	23	4	94
38-85	.447	21-45	.467	18-19	.947	6-36-42	26	25	6	12	5	115	
@Orlando	39-90	.432	15-42	.357	28-35	.800	12-41-53	20	26	8	14	4	121
SACRAMENTO	43-84	.512	12-33	.364	23-33	.697	13-32-45	21	17	5	9	1	121
CLEVELAND	32-71	.461	12-29	.414	24-26	.923	12-37-49	21	21	4	21	5	100
@Houston	44-86	.512	17-37	.459	14-16	.875	9-29-38	32	18	6	12	6	119
OKLAHOMA CITY	47-87	.540	11-33	.333	11-13	.846	6-44-50	26	16	5	14	3	116

HAWKS TEAM STATISTICS, CONT.

OPPONENT	Fgs	Pct.	3FGs	Pct.	Fts	Pct.	Off-Def-REB	A	PF	ST	TO	B	Pts
@LA Lakers	39-98	.388	13-37	.351	8-9	.889	16-35-49	26	21	6	8	3	99
@LA Clippers	43-95	.453	12-34	.353	12-16	.750	15-33-48	21	18	4	7	7	110
@Sacramento	41-85	.482	7-25	.280	19-23	.826	11-31-42	17	20	5	13	6	108
@Golden State	46-84	.548	13-33	.394	19-24	.792	8-37-45	31	23	7	10	4	124
@Denver	36-76	.474	12-34	.353	18-21	.857	2-29-31	18	16	7	12	3	102
@Phoenix	41-85	.482	13-32	.406	15-21	.714	6-30-36	30	17	6	7	1	110
@San Antonio	50-100	.500	13-24	.542	21-26	.808	10-47-57	28	22	8	12	6	134
@New Orleans	49-87	.563	13-29	.448	15-21	.714	6-36-42	25	23	7	15	6	126
GOLDEN STATE	35-81	.432	12-32	.375	35-45	.778	10-38-49	19	19	12	15	6	117
NEW ORLEANS	44-88	.500	20-31	.645	15-22	.682	10-32-42	24	23	7	11	7	123
45-101	.446	10-28	.357	13-15	.867	11-31-42	26	19	5	7	5	113	
MEMPHIS	47-84	.560	7-27	.259	19-23	.826	6-35-41	25	14	6	9	1	120
CHICAGO	38-84	.452	17-39	.436	12-16	.750	7-34-41	27	11	5	12	5	105
@Charlotte	40-84	.476	13-30	.433	15-22	.682	8-31-39	21	16	7	14	4	108
@Toronto	39-86	.453	14-34	.412	17-19	.895	8-31-39	23	15	8	12	1	109
MILWAUKEE	45-92	.489	13-32	.406	26-34	.765	14-37-51	20	19	7	10	5	129
INDIANA	39-94	.415	9-34	.265	25-29	.862	18-47-65	20	22	11	14	3	112
ORLANDO	49-102	.480	12-34	.353	17-24	.708	12-29-41	28	18	8	10	3	137
@New York	43-80	.538	15-35	.429	17-19	.895	8-30-38	24	17	10	14	5	118
MILWAUKEE	40-88	.455	13-35	.371	18-23	.783	5-39-44	23	20	6	10	6	111
@Detroit	33-85	.388	6-19	.316	16-17	.941	9-36-45	17	17	9	16	8	86
@Philadelphia	27-81	.333	6-19	.316	23-29	.793	17-30-47	17	18	12	15	10	83
@Philadelphia	36-82	.439	10-28	.357	22-28	.786	12-34-46	19	23	8	18	6	104
CHICAGO	37-74	.500	14-36	.389	20-26	.789	6-38-44	19	21	11	15	0	108
PORTLAND	44-84	.524	20-41	.488	15-18	.833	5-44-49	32	18	7	11	4	123
PHOENIX	53-84	.631	13-26	.500	16-18	.889	9-37-46	35	21	9	11	3	135
@Indiana	48-94	.511	15-37	.405	15-18	.833	10-24-34	27	17	11	12	4	126
WASHINGTON	46-96	.479	10-30	.333	23-26	.885	13-42-55	23	17	8	12	8	120
WASHINGTON	44-86	.512	10-33	.303	22-28	.786	7-44-51	22	21	10	14	1	120
ORLANDO	41-94	.436	14-36	.389	20-24	.833	12-37-49	19	16	3	7	6	116
HOUSTON	49-90	.544	7-21	.333	19-26	.731	11-45-56	32	16	8	13	5	124

OPPONENTS' TEAM STATISTICS

2019-20 OPPONENTS' TEAM STATISTICS

OPPONENT	Fgs	Pct.	3FGs	Pct.	Fts	Pct.	Off-Def-REB	A	PF	ST	TO	B	Pts
@Chicago	36-87	.414	8-35	.229	24-28	.857	8-29-37	20	22	6	17	3	104
@Memphis	37-93	.398	13-43	.302	25-29	.862	9-37-46	20	20	4	10	5	112
DETROIT	43-98	.439	13-41	.317	21-24	.875	17-31-48	24	25	5	8	7	120
@Brooklyn	54-100	.540	19-41	.463	18-23	.783	9-31-40	30	24	5	9	2	145
@Brooklyn	35-86	.407	7-37	.189	19-23	.826	10-35-45	19	16	8	15	3	96
CLEVELAND	38-91	.418	7-29	.241	13-17	.765	15-31-46	19	21	9	15	5	96
NEW YORK	43-85	.506	7-21	.333	20-25	.800	11-34-45	26	21	4	16	2	113
CHARLOTTE	32-85	.376	11-36	.306	27-33	.818	8-41-49	27	14	6	10	1	102
@Charlotte	40-77	.519	15-33	.465	18-24	.750	6-35-41	22	14	6	10	1	113
PHILADELPHIA	37-92	.402	8-36	.222	12-13	.923	9-41-50	20	17	7	9	3	94
@Utah	43-92	.467	20-44	.455	10-14	.714	12-41-53	27	18	6	19	1	116
@Portland	40-103	.388	15-44	.341	17-20	.850	17-38-55	18	20	4	8	6	112
MINNESOTA	36-91	.396	14-37	.378	11-16	.688	9-30-39	22	21	15	18	8	97
DETROIT	44-97	.454	10-31	.323	17-19	.895	7-35-42	22	28	6	13	10	115
@Minnesota	40-93	.430	8-32	.250	10-12	.833	10-30-40	30	21	9	13	12	98
@Milwaukee	50-91	.549	10-31	.323	19-27	.704	16-36-52	32	16	8	17	4	129
LA CLIPPERS	36-89	.404	8-26	.308	19-22	.864	13-33-46	23	19	7	12	9	99
BROOKLYN	52-98	.531	11-32	.344	17-20	.800	11-25-36	29	25	3	11	7	132
@Washington	31-85	.365	7-28	.250	31-38	.816	13-34-47	13	27	5	13	4	100
LA LAKERS	40-77	.519	7-23	.304	20-24	.833	4-27-31	24	20	8	13	3	107
DALLAS	43-93	.462	13-40	.325	23-25	.920	13-32-45	27	19	6	10	4	122
UTAH	44-91	.484	13-27	.481	11-13	.846	12-40-52	19	20	8	14	1	112
TORONTO	41-97	.423	13-38	.342	26-34	.765	14-24-38	24	27	1	7	10	121
@Dallas	43-84	.512	14-35	.400	18-20	.900	4-33-37	25	24	6	13	4	115
SAN ANTONIO	45-85	.529	12-31	.387	23-28	.821	8-38-46	27	25	10	14	4	125
INDIANA	45-89	.506	12-31	.387	23-27	.852	7-36-43	34	21	5	12	4	123
@New York	42-83	.506	17-34	.500	22-27	.815	10-32-42	22	22	5	9	6	114
@Boston	40-86	.465	10-31	.323	24-27	.889	11-26-37	22	27	2	16	2	114
@Boston	50-90	.556	14-35	.400	7-10	.700	9-35-44	26	21	14	18	6	121
DEWER	43-84	.512	16-36	.444	13-16	.813	3-30-33	25	24	6	13	4	115
@Cleveland	41-78	.526	15-28	.536	15-19	.789	7-29-36	28	19	10	16	4	112
BOSTON	42-95	.442	8-31	.258	20-23	.870	12-24-36	20	16	4	6	5	118
@Oklahoma City	46-88	.523	16-42	.381	10-16	.625	5-34-39	31	17	6	10	5	118
@Miami	39-86	.433	11-37	.297	20-22	.909	12-39-45	27	20	12	14	6	109
@Miami	28-75	.373	9-33	.273	15-22	.682	5-21-26	15	13	5	9	2	80
@Orlando	36-84	.429	13-35	.371	27-27	1.000	10-36-46	24	15	7	10	5	112
@Toronto	42-96	.438	17-37	.459	19-23	.826	13-37-50	23	25	8	14	13	120
SACRAMENTO	43-98	.439	7-36	.194	13-16	.813	22-25-47	27	26	6	13	2	106
CLEVELAND	31-81	.383	8-30	.267	12-23	.522	14-20-34	19	18	4	13	6	82
@Houston	42-88	.477	13-34	.382	10-13	.769	10-27-37	27	19	8	13	6	107
OKLAHOMA CITY	34-93	.366	13-34	.382	12-16	.750	11-27-38	18	13	6	10	7	93

OPPONENTS' TEAM STATISTICS, CONT.

OPPONENT	Fgs	Pct.	3FGs	Pct.	Fts	Pct.	Off-Def-REB	A	PF	ST	TO	B	Pts
@LA Lakers	34-81	.420	8-26	.308	18-24	.750	13-38-52	18	16	13	16	7	94
@LA Clippers	42-85	.494	17-38	.447	18-20	.900	8-36-44	26	16	3	8	3	110
@Sacramento	40-84	.476	10-30	.333	20-22	.909	12-30-42	21	16	5	16	3	119
@Golden State	39-79	.494	12-28	.429	18-26	.692	5-29-33	29	22	6	13	5	108
@Denver	50-92	.543	15-36	.417	11-16	.688	15-34-49	32	15	7	10	3	126
@Phoenix	45-88	.511	12-32	.375	15-18	.833	11-38-49	27	14	9	14	1	117
@San Antonio	49-110	.445	13-40	.325	18-24	.750	11-35-46	25	22	3	6	9	129
@New Orleans	38-88	.432	8-29	.276	19-23	.826	5-29-34	22	18	10	15	9	103
GOLDEN STATE	43-92	.467	10-40	.250	15-21	.714	9-36-45	25	26	10	16	3	111
NEW ORLEANS	37-91	.407	12-38	.316	21-28	.750	16-39-49	24	15	7	14	6	107
MEMPHIS	48-89	.559	17-40	.425	18-21	.857	11-43-54	30	17	5	14	3	131
CHICAGO	41-86	.477	13-33	.384	13-14	.929	8-30-38	25	17	7	13	4	108
@Charlotte	37-80	.463	15-43	.349	12-14	.857	6-32-38	28	14	7	12	1	101
@Toronto	42-88	.477	10-39	.256	9-13	.692	6-36-42	16	19	7	13	2	103
MILWAUKEE	46-95	.484	16-43	.372	12-17	.706	14-37-51	25	16	5	9	4	120
INDIANA	45-92	.489	10-32	.313	17-20	.850	8-33-41	33	27	8	12	7	117
ORLANDO	34-86	.395	8-37	.216	20-29	.690	6-34-40	13	19	6	10	3	96
@New York	49-91	.538	19-35	.543	20-25	.800	8-41-49	29	19	10	17	3	137
MIAMI	38-79	.481	13-37	.351	14-16	.875	6-24-30	24	18	12	13	2	104
MILWAUKEE	39-81	.481	8-28	.286	18-23	.783	4-37-41	20	18	6	12	1	104
@Detroit	40-84	.476	9-26	.346	11-15	.733	8-39-47	22	16	10	14	4	100
@Philadelphia	48-89	.539	16-36	.444	15-22	.682	11-35-46	29	22	3	8	3	127
@Philadelphia	47-101	.465	10-28	.357	22-26	.846	18-32-50	27	21	3	9	8	126
CHICAGO	40-85	.471	6-24	.250	11-17	.647	8-31-39	22	22	11	13	5	97
PORTLAND	43-95	.453	17-41	.415	11-14	.786	8-31-39	25	15	6	8	3	114
PORTLAND	33-79	.418	12-32	.275	25-29	.862	10-20-30	19	16	8	10	6	103
PHOENIX	54-87	.621	8-20	.400	17-19	.895	4-32-36	35	19	8	15	6	133
WASHINGTON	51-100	.510	13-26	.500	16-19	.842	8-34-42	28	21	4	9	6	124
WASHINGTON	45-101	.446	10-29	.345	16-19	.842	9-33-42	29	20	4	7	5	124
ORLANDO	36-94	.383	11-36	.306	10-15	.667	16-35-51	24	16	9	14	4	93
HOUSTON	31-92	.337	18-63	.286	15-20	.750	11-32-43	25	18	10	16	8	95

MISCELLANEOUS NUMBERS

HAWKS SEASON SUPERLATIVES

ATL FGM HIGH 53 v/PHO, 5-5 50 @SAS, 4-1 49 three times	ATL FGM LOW 27 @PHI, 4-28 32 two times 33 @DET, 4-26	ATL FGA HIGH 102 @NYK, 4-21 101 v/MEM, 4-7 100 two times	ATL FGA LOW 71 two times 74 two times 76 @DEN, 3-28
ATL FG% HIGH .631 (53-84) v/PHO, 5-5 .571 (44-77) @BOS, 2-17 .568 (42-74) v/TOR, 2-6	ATL FG% LOW .327 (32-98) v/UTA, 2-4 .333 (27-81) @PHI, 4-28 .374 (37-99) v/PHI, 1-11	ATL FT% HIGH .960 (24-25) v/LAC, 1-26 .947 (18-19) two times .941 (16-17) @DET, 4-26	ATL FT% LOW .526 (10-19) v/CLE, 1-2 .647 (11-17) @OKC, 2-26 .682 (15-22) two times
ATL FTM HIGH 35 v/GSW, 4-4 33 @MEM, 12-26 29 three times	ATL FTM LOW 8 @LAL, 3-20 10 v/CLE, 1-2 11 three times	ATL FTA HIGH 45 v/GSW, 4-4 38 two times 35 two times	ATL FTA LOW 9 @LAL, 3-20 13 v/OKC, 3-18 14 @BKN, 1-1
ATL HIGH REBS 65 v/ORL, 4-20 63 v/DET, 1-20 58 v/PHI, 1-11	ATL LOW REBS 27 @MIL, 1-24 31 @DEN, 3-28 34 @IND, 5-6	ATL HIGH ASSTS 35 two times 32 four times 31 three times	ATL LOW ASSTS 16 @WAS, 1-29 17 three times 18 @DEN, 3-28
ATL HIGH STLs 16 two times 14 @MIN, 1-22 12 two times	ATL LOW STLs 2 v/PHI, 1-11 3 two times 4 three times	ATL HIGH TOs 26 v/MIN, 1-18 23 two times 22 v/CLE, 1-2	ATL LOW TOs 7 four times 8 two times 9 four times
ATL HIGH PTS 141 @BKN, 12-30 135 v/PHO, 5-5 134 @SAS, 4-1	ATL LOW PTS 83 @PHI, 4-28 86 @DET, 4-26 91 two times	ATL HIGH 3FGM 23 v/BOS, 2-24 21 @ORL, 3-3 20 three times	ATL LOW 3FGM 4 @DET, 4-26 5 @UTA, 1-15 6 two times

OPPONENTS SEASON SUPERLATIVES

OPP FGM HIGH 54 two times 52 v/BKN, 1-27 51 v/WAS, 5-10	OPP FGM LOW 28 @MIA, 3-2 31 three times 32 v/CHA, 1-6	OPP FGA HIGH 110 @SAS, 4-1 103 @POR, 1-16 101 two times	OPP FGA LOW 75 @MIA, 3-2 77 two times 78 @CLE, 2-23
OPP FG% HIGH .621 (54-87) @IND, 5-6 .556 (50-90) @BOS, 2-19 .549 (50-91) @MIL, 1-24	OPP FG% LOW .337 (31-92) v/HOU, 5-16 .365 (31-85) @WAS, 1-29 .366 (34-93) v/OKC, 3-18	OPP FT% HIGH 1.000 (27-27) @ORL, 3-3 .929 (13-14) v/CHI, 4-9 .923 (12-13) v/PHI, 1-11	OPP FT% LOW .522 (12-23) v/CLE, 3-14 .625 (10-16) @OKC, 2-26 .647 (11-17) v/CHI, 5-1
OPP FTM HIGH 31 @WAS, 1-29 27 two times 26 v/TOR, 2-6	OPP FTM LOW 7 @BOS, 2-19 9 two times 10 five times	OPP FTA HIGH 38 @WAS, 1-29 34 v/TOR, 2-6 33 v/CHA, 1-6	OPP FTA LOW 10 @BOS, 2-19 11 v/WAS, 5-10 12 @MIN, 1-22
OPP HIGH REBS 55 @POR, 1-16 54 v/MEM, 4-7 53 @UTA, 1-15	OPP LOW REBS 26 @MIA, 3-2 30 two times 31 v/LAL, 2-1	OPP HIGH ASSTS 35 @IND, 5-6 34 v/IND, 2-13 33 v/IND, 4-18	OPP LOW ASSTS 13 two times 15 @MIA, 3-2 16 @TOR, 4-13
OPP HIGH STLs 15 v/MIN, 1-18 14 @BOS, 2-19 13 @LAL, 3-20	OPP LOW STLs 1 v/TOR, 2-6 3 five times 4 seven times	OPP HIGH TOs 19 @UTA, 1-15 18 two times 17 three times	OPP LOW TOs 6 two times 7 two times 8 five times
OPP HIGH PTS 145 @BKN, 12-30 137 @NYK, 4-21 133 @IND, 5-6	OPP LOW PTS 80 @MIA, 3-2 82 v/NYK, 4-21 93 two times	OPP HIGH 3FGM 20 @UTA, 1-15 19 two times 18 v/HOU, 5-16	OPP LOW 3FGM 6 v/CHI, 5-1 7 six times 8 eleven times

MISCELLANEOUS NUMBERS, CONT

2020-21 SCORING BY QUARTERS

	1	2	3	4	OT	TOT	ATTENDANCE		
ATL	2079 (28.9)	2025 (28.1)	2017 (28.4)	1981 (27.5)	58 (14.5)	8186 (113.7)	HOME	GP	AVERAGE
OPP	2050 (28.5)	2020 (28.1)	1930 (27.2)	1932 (26.8)	58 (14.5)	8019 (111.4)	2020-21	--	--
							Last Year	34	16,043
							ROAD	GP	AVERAGE
							2019-20	--	--
							Last Year	33	17,787

2020-21 SINGLE QUARTER HIGHS

	1	2	3	4		1	2	3	4
ATL	42 2x	41 12-23	46 4-6	42 2-12	ATL	11 1-6	15 3-3	15 4-20	13 12-23
OPP	39 2x	42 4-30	43 4-7	45 5-10	OPP	16 5-13	18 3x	12 2x	14 3x

2020-21 SINGLE QUARTER LOWS

BEST PERFORMANCES

43 Young at Minnesota (1-22)	Points	50 LaVine vs. Chicago (4-9)
16 Collins vs. Dallas (2-3)	FGM	18 LaVine vs. Chicago (4-9)
27 Young at Cleveland (2-23)	FGA	31 LaVine vs. Chicago (4-9)
.833 (10-12), four times (Capela 3x, Young 1x)	FG%	857 (12-14), Saponis at Indiana (5-6)
10 Gallinari vs. Boston (2-24)	3FGM	7 three times
16 Bogdanovic at Charlotte (4-11)	3FGA	18 Brooks vs. Houston (5-16)
16 Young at Washington (1-29)	FTM	12 two times
19 Young vs. Detroit (1-20)	FTA	15 Antetokounmpo at MIL (1-24)
1,000 (15-15), Young vs. Detroit (12-28)	FT%	1,000 (12-12), Lillard at POR (1-16)
12 Capela vs. Detroit (1-20)	Offensive Rebounds	8 Thompson at Boston (2-24)
16 two times	Defensive Rebounds	14 Antetokounmpo vs. MIL (4-25)
26 Capela vs. Detroit (1-20)	Rebounds	17 Randle vs. New York (1-4)
16 Young vs. LA Lakers (2-1)	Assists	21 Westbrook vs. Washington (5-10)
6 Huerter at Miami (2-28)	Steals	4 thirteen times
8 Young, three times	TO	9 Lowry at Toronto (3-11)
10 Capela at Minnesota (1-22)	Blocked Shots	6 Washington at Charlotte (1-9)

HAWKS HIGH MARKS

HAWKS		OPPONENT
141 at Brooklyn (12-30)	Points	145 at Brooklyn (12-30)
53 vs. Phoenix (5-5)	FGM	54 two times
102 at New York (4-21)	FGA	110 at San Antonio (4-1)
.631 (53-84) vs. Phoenix (5-5)	FG%	.621 (54-87) at Indiana (5-6)
23 vs. Boston (2-24)	3FGM	20 at Utah (1-15)
46 at Brooklyn (12-30)	3FGA	63 vs. Houston (5-16)
35 vs. Golden State (4-4)	FTM	31 at Washington (1-29)
45 vs. Golden State (4-4)	FTA	38 at Washington (1-29)
.960 (24-25) vs. LA Clippers (1-26)	FT%	1,000 (27-27) at Orlando (3-3)
23 vs. Detroit (1-20)	Offensive Rebounds	22 at Sacramento (3-13)
47 two times	Defensive Rebounds	43 vs. Memphis (4-7)
65 vs. Orlando (4-20)	Rebounds	55 at Portland (1-16)
35 two times	Assists	35 at Indiana (5-6)
15 at Minnesota (1-18)	Steals	16 two times
26 at Minnesota (1-18)	TO	19 at Utah (1-15)
13 at Toronto (3-11)	Blocked Shots	12 two times
30 at Washington (1-29)	Personal Fouls	28 vs. Detroit (1-20)
74 vs. Phoenix (5-5)	Bench Points	106 vs. Brooklyn (1-27)

OPPONENTS HIGH MARKS

MISCELLANEOUS NUMBERS, CONT.

HAWKS RECORD BY MONTH

Dec	W	L	Pct.	Jan	W	L	Pct.	Feb	W	L	Pct.
Home	1	0	1.000	Home	4	4	.500	Home	3	5	.375
Road	2	1	.667	Road	3	4	.429	Road	1	6	.143
Mar	W	L	Pct.	Apr	W	L	Pct.	May	W	L	Pct.
Home	3	0	1.000	Home	7	2	.778	Home	7	0	1.000
Road	6	4	.600	Road	4	4	.500	Road	0	1	.000

HAWKS SEASON SUPERLATIVES

Player	Games Scoring In				Double Figure Games		Times Leading Team In			
	10-19	20-29	30-39	40-49	50+	Rebs	Assts	Pts*	Rebs*	Assts*
Bogdanovic	13	18	2					11	1	2
Capela	32	18				56		4	57	
Collins	35	14	7			16		11	9	
Dunn										
Fernando	1					1			1	
Gallinari	25	8	1			2		4	2	
Goodwin	6									2
Hill	5					1				
Huerter	39	7				1	2		1	3
Hunter	11	6	1			1		4	1	0
Knight	4					1				
Mays	4	1								
Okongwu	6	1				2		1	2	
Reddish	11	4						2		
Rondo	3									4
Snell	9									
Williams	11	1							1	3
Young	16	23	18	4			28	37		56

*Also includes times tied for team lead in points, rebounds and/or assists.

MISCELLANEOUS NUMBERS, CONT.

HAWKS W/L RECORD WHEN...

When FG% is:	<40%: 2-5	40-49.9%: 20-23	50-59.9%: 18-3	>60%: 1-0	
When OPP. FG% is:	<40%: 9-2	40-49.9%: 30-10	50-59.9%: 2-18	>60%: 0-1	
When Leading After:	1st Qtr.: 29-10	2nd Qtr.: 30-8	3rd Qtr.: 32-9		
When Trailing After:	1st Qtr.: 11-21	2nd Qtr.: 10-21	3rd Qtr.: 9-20		
Tied After:	1st Qtr.: 1-0	2nd Qtr.: 1-2	3rd Qtr.: 0-2	4th Qtr.: 2-2	
When More Rebounds than Opponent:	31-13	When Outrebounded:	7-16	Equal Rebounds:	3-2
When Better FG% Than Opponent:	24-10	When opp. FG% Is Better:	16-21	W/L When FG% Is Same:	1-0
When Better FT% Than Opponent:	22-14	When opp. FT% Is Better:	15-16	W/L When FT% Is Same:	2-1
When More FTA Than Opponent:	25-11	When opp. FTA Is More:	13-19	W/L When FTA Are Same:	3-1
Hawks Record in Back to Back Games:		1st Game: 10-5	2nd Game: 6-9		

OTHER MISCELLANEOUS NUMBERS

Most Hawks Points Scored at Half	83 at Chicago (12-23)
Fewest Hawks Points Scored at Half	37 at Utah (2-4)
Most Hawks Points in Second Half	73 at Orlando (3-3)
Fewest Hawks Points in Second Half	35 vs. Cleveland (1-2)
Most Opponent Points Scored at Half	77 vs. San Antonio (2-12)
Fewest Opponent Points Scored at Half	37 at Miami (3-2)
Most Opponent Points in Second Half	78 at Brooklyn (12-30)
Fewest Opponent Points in Second Half	34 vs. Chicago (5-1)
Highest Hawks FG% at halftime	.674 (29-43) at Chicago (12-23)
Lowest Hawks FG% at halftime	.300 (15-50) at Utah (2-4)
Highest Opponent FG% at halftime	.622 (28-45) at San Antonio (2-12)
Lowest Opponent FG% at halftime	.326 (14-43) vs. Oklahoma City (3-18)
Highest Hawks Second Half FG%	.667 (28-42) vs. New Orleans (4-2)
Lowest Hawks Second Half FG%	.293 (12-41) at Portland (1-16)
Highest Opponent Second Half FG%	.632 (24-38) at Indiana (5-6)
Lowest Opponent Second Half FG%	.282 (11-39) vs. Cleveland (3-14)
Most Hawks Points in Overtime	24 at San Antonio (4-1) - 2 OT
Most Opponent Points in Overtime	19 at San Antonio (4-1) - 2 OT
Most 20-point or more scorers in a game	4 three times
Most 10-point or more scorers in a game	7 vs. New Orleans (4-2)

HAWKS LOW MARKS

83	at Philadelphia (4-28)
27	at Philadelphia (4-28)
71	two times
.327	(32-98), at Utah (2-4)
8	at LA Lakers (3-20)
9	at LA Lakers (3-20)
.526	(10-19), vs. Cleveland (1-2)
2	at Denver (3-28)
22	at Milwaukee (1-24)
27	at Milwaukee (1-24)
16	at Washington (1-29)
1	vs. Toronto (2-6)
7	four times
1	six times
11	at Charlotte (4-11)

OPPONENTS LOW MARKS

80	at Miami (3-2)
28	at Miami (3-2)
75	at Miami (3-2)
.337	(31-92), vs. Houston (5-16)
7	at Boston (2-19)
10	at Boston (2-19)
.522	(12-23), vs. Cleveland (3-14)
3	vs. Denver (2-21)
20	two times
26	at Miami (3-2)
13	two times
2	vs. Philadelphia (1-11)
6	two times
0	vs. Chicago (5-1)
13	two times



Cam Reddish

ATLANTA HAWKS

MISCELLANEOUS NUMBERS, CONT.

GAMES MISSED DUE TO INJURY / ILLNESS

Bogdan Bogdanovic	25	Right knee avulsion fracture
	3	Left hamstring soreness
Clint Capela	4	Left Achilles soreness
	1	Right hand soreness
	1	Right foot pain
	2	Left heel pain
	1	Back contusion
John Collins	9	Left ankle sprain
Kris Dunn	2	Right knee cartilage disruption
	59	Right ankle surgery
	1	Left ankle impingement
Danilo Gallinari	2	Left foot contusion
	1	Left ankle soreness
	10	Right ankle sprain
	1	Left Achilles soreness
	6	Right foot soreness
	1	Low back soreness
Brandon Goodwin	2	Flu-like symptoms
Kevin Huerter	2	Left shoulder sprain
	1	Left ankle soreness
De'Andre Hunter	25	Right knee soreness
	4	Right knee discomfort
	19	Right knee surgery
	1	Right knee injury management
Onyeka Okongwu	10	Left foot inflammation
	3	Left Achilles soreness
	2	Right adductor soreness
Cam Reddish	3	Left knee contusion
	1	Right Achilles tendinitis
	41	Right Achilles soreness
Rajon Rondo	1	Self-isolating
	3	Right knee injury maintenance
	2	Left knee soreness
	1	Left ankle sprain
	7	Low back pain
	1	Right adductor soreness
Tony Snell	8	Right foot inflammation
	4	Right Achilles soreness
	10	Right ankle sprain
Lou Williams	1	Flu-like symptoms
Trae Young	1	Right calf contusion
	1	Back spasm
	1	Left knee soreness
	2	Left calf contusion
	4	Left ankle sprain



RECORDS



3 KEVIN
HUERTER

HAWKS YEARLY LEADERS

GAMES PLAYED

1968-69	Lou Hudson, Joe Caldwell.....	81
1969-70	Joe Caldwell, Walt Hazzard, Bill Bridges.....	82
1970-71	Walt Hazzard, Walt Bellamy, Bill Bridges.....	82
1971-72	Walt Bellamy, Herm Gilliam.....	82
1972-73	Pete Maravich.....	79
1973-74	Walt Bellamy, John Brown.....	77
1974-75	Dean Meminger.....	80
1975-76	Lou Hudson, Tom Henderson.....	81
1976-77	Ken Charles.....	82
1977-78	Armond Hill, Ollie Johnson.....	82
1978-79	Armond Hill, Tom McMillen.....	82
1979-80	Steve Hawes, Wayne Rollins, Jack Givens.....	82
1980-81	Tom McMillen.....	79
1981-82	Rory Sparrow.....	82
1982-83	Dominique Wilkins.....	82
1983-84	Dominique Wilkins, Mike Glenn.....	81
1984-85	Kevin Willis.....	82
1985-86	Kevin Willis, Jon Koncak.....	82
1986-87	Jon Koncak, Cliff Levingston, Glenn Rivers.....	82
1987-88	Cliff Levingston, Randy Wittman, "Spud" Webb.....	82
1988-89	Reggie Theus, John Battle.....	82
1989-90	Anthony "Spud" Webb.....	82
1990-91	Moses Malone.....	82
1991-92	Stacey Augmon.....	82
1992-93	Duane Ferrell, Adam Keefe.....	82
1993-94	Stacey Augmon, Craig Ehlo, Jon Koncak, Andrew Lang, Ennis Whatley.....	82

1994-95	Andrew Lang.....	82
1995-96	Grant Long.....	82
1996-97	Christian Laettner.....	82
1997-98	Dikembe Mutombo.....	82
1998-99	Dikembe Mutombo.....	50
1999-00	Dikembe Mutombo, Alan Henderson.....	82
2000-01	Jason Terry.....	82
2001-02	N. Mohammed, H. Möttölä, J. Vaughn.....	82
2002-03	Alan Henderson.....	82
2003-04	Jason Terry.....	81
2004-05	Josh Childress.....	80
2005-06	Joe Johnson.....	82
2006-07	Shelden Williams.....	81
2007-08	Joe Johnson.....	82
2008-09	Maurice Evans, Flip Murray.....	80
2009-10	Al Horford, Josh Smith, Marvin Williams.....	81
2010-11	Zaza Pachulia.....	79
2011-12	Josh Smith, Jeff Teague.....	66
2012-13	Jeff Teague.....	80
2013-14	Mike Scott.....	80
2014-15	Dennis Schröder.....	77
2015-16	Al Horford.....	82
2016-17	Dennis Schröder.....	79
2017-18	Taurean Prince.....	82
2018-19	DeAndre' Bembry.....	82
2019-20	De'Andre Hunter.....	63
2020-21	Solomon Hill.....	71

MOST MINUTES

1968-69	Bill Bridges.....	2930
1969-70	Bill Bridges.....	3269
1970-71	Bill Bridges.....	3140
1971-72	Walt Bellamy.....	3187
1972-73	Pete Maravich.....	3089
1973-74	Pete Maravich.....	2903
1974-75	Tom VanArsdale.....	2570
1975-76	Tom Henderson.....	2900
1976-77	John Drew.....	2688
1977-78	Armond Hill.....	2530
1978-79	Dan Roundfield.....	2539
1979-80	Eddie Johnson.....	2622
1980-81	Eddie Johnson.....	2693
1981-82	Rory Sparrow.....	2610
1982-83	Dan Roundfield.....	2811
1983-84	Dominique Wilkins.....	2961
1984-85	Dominique Wilkins.....	3023
1985-86	Dominique Wilkins.....	3049
1986-87	Dominique Wilkins.....	2969
1987-88	Dominique Wilkins.....	2948
1988-89	Dominique Wilkins.....	2997
1989-90	Dominique Wilkins.....	2888
1990-91	Dominique Wilkins.....	3078
1991-92	Kevin Willis.....	2962
1992-93	Kevin Willis.....	2878
1993-94	Mookie Blaylock.....	2915

MOST MINUTES (CONT.)

1994-95	Mookie Blaylock.....	3069
1995-96	Grant Long.....	3008
1996-97	Christian Laettner.....	3140
1997-98	Dikembe Mutombo.....	2917
1998-99	Dikembe Mutombo.....	1829
1999-00	Dikembe Mutombo.....	2984
2000-01	Jason Terry.....	3089
2001-02	Jason Terry.....	2967
2002-03	Shareef Abdur-Rahim.....	3087
2003-04	Shareef Abdur-Rahim.....	3018
2004-05	Al Harrington.....	2550
2005-06	Joe Johnson.....	3340
2006-07	Joe Johnson.....	2647
2007-08	Joe Johnson.....	3343
2008-09	Joe Johnson.....	3124
2009-10	Josh Smith.....	2886
2010-11	Al Horford.....	2704
2011-12	Josh Smith.....	2329
2012-13	Al Horford.....	2756
2013-14	Jeff Teague.....	2542
2014-15	Kyle Korver.....	2418
2015-16	Paul Millsap.....	2647
2016-17	Dennis Schröder.....	2485
2017-18	Taurean Prince.....	2464
2018-19	Trae Young.....	2503
2019-20	Trae Young.....	2110
2020-21	Kevin Huerter.....	2126

MOST FIELD GOALS MADE

1968-69	Lou Hudson.....	716
1969-70	Lou Hudson.....	830
1970-71	Lou Hudson.....	829
1971-72	Lou Hudson.....	775
1972-73	Lou Hudson.....	816
1973-74	Pete Maravich.....	819
1974-75	Tom VanArsdale.....	544
1975-76	John Drew.....	586
1976-77	John Drew.....	689
1977-78	John Drew.....	593
1978-79	John Drew.....	650
1979-80	Eddie Johnson.....	590
1980-81	Eddie Johnson.....	573
1981-82	John Drew.....	465
1982-83	Dominique Wilkins.....	601
1983-84	Dominique Wilkins.....	684
1984-85	Dominique Wilkins.....	853
1985-86	Dominique Wilkins.....	888
1986-87	Dominique Wilkins.....	828
1987-88	Dominique Wilkins.....	909
1988-89	Dominique Wilkins.....	814
1989-90	Dominique Wilkins.....	810
1990-91	Dominique Wilkins.....	770
1991-92	Kevin Willis.....	591
1992-93	Dominique Wilkins.....	741
1993-94	Kevin Willis.....	627
1994-95	Mookie Blaylock.....	509
1995-96	Steve Smith.....	494
1996-97	Christian Laettner.....	548
1997-98	Steve Smith.....	489
1998-99	Mookie Blaylock.....	247
1999-00	Jim Jackson.....	507
2000-01	Jason Terry.....	596
2001-02	Shareef Abdur-Rahim.....	598
2002-03	Shareef Abdur-Rahim.....	566
2003-04	Stephen Jackson.....	536
2004-05	Al Harrington.....	453
2005-06	Joe Johnson.....	632
2006-07	Joe Johnson.....	536
2007-08	Joe Johnson.....	647
2008-09	Joe Johnson.....	620
2009-10	Joe Johnson.....	635
2010-11	Joe Johnson.....	514
2011-12	Josh Smith.....	504
2012-13	Al Horford.....	576
2013-14	Paul Millsap.....	483
2014-15	Al Horford.....	519
2015-16	Al Horford.....	529
2016-17	Dennis Schröder.....	548
2017-18	Dennis Schröder.....	500
2018-19	Trae Young.....	525
2019-20	Trae Young.....	546
2020-21	Trae Young.....	487

HAWKS YEARLY LEADERS, CONT.

MOST FIELD GOALS ATTEMPTED

1968-69	Lou Hudson.....	1455
1969-70	Lou Hudson.....	1564
1970-71	Lou Hudson.....	1713
1971-72	Lou Hudson.....	1540
1972-73	Pete Maravich.....	1788
1973-74	Pete Maravich.....	1791
1974-75	Tom VanArsdale.....	1269
1975-76	Lou Hudson.....	1205
1976-77	John Drew.....	1416
1977-78	John Drew.....	1236
1978-79	John Drew.....	1375
1979-80	Eddie Johnson.....	1212
1980-81	Eddie Johnson.....	1136
1981-82	Eddie Johnson.....	1011
1982-83	Dominique Wilkins.....	1220
1983-84	Dominique Wilkins.....	1429
1984-85	Dominique Wilkins.....	1891
1985-86	Dominique Wilkins.....	1897
1986-87	Dominique Wilkins.....	1787
1987-88	Dominique Wilkins.....	1957
1988-89	Dominique Wilkins.....	1756
1989-90	Dominique Wilkins.....	1672
1990-91	Dominique Wilkins.....	1640
1991-92	Kevin Willis.....	1224
1992-93	Dominique Wilkins.....	1584
1993-94	Kevin Willis.....	1257
1994-95	Mookie Blaylock.....	1198
1995-96	Steve Smith.....	1143
1996-97	Mookie Blaylock.....	1159
1997-98	Steve Smith.....	1101
1998-99	Mookie Blaylock.....	651
1999-00	Jim Jackson.....	1235
2000-01	Jason Terry.....	1367
2001-02	Shareef Abdur-Rahim.....	1297
2002-03	Glenn Robinson.....	1248
2003-04	Stephen Jackson.....	1261
2004-05	Antoine Walker.....	1013
2005-06	Joe Johnson.....	1395
2006-07	Joe Johnson.....	1139
2007-08	Joe Johnson.....	1497
2008-09	Joe Johnson.....	1420
2009-10	Joe Johnson.....	1386
2010-11	Joe Johnson.....	1161
2011-12	Josh Smith.....	1101
2012-13	Josh Smith.....	1182
2013-14	Paul Millsap.....	1047
2014-15	Al Horford.....	965
2015-16	Paul Millsap.....	1066
2016-17	Dennis Schröder.....	1214
2017-18	Dennis Schröder.....	1146
2018-19	Trae Young.....	1256
2019-20	Trae Young.....	1249
2020-21	Trae Young.....	1112

FIELD GOAL PCT (MIN 300 FGM, 241 IN 11-12)

1968-69	Joe Caldwell.....	507
1969-70	Lou Hudson.....	531
1970-71	Walt Bellamy.....	493
1971-72	Walt Bellamy.....	545
1972-73	Bob Christian.....	548
1973-74	Lou Hudson.....	500
1974-75	Mike Sojourner.....	488
1975-76	John Drew.....	502
1976-77	Joe C. Meriweather.....	526
1977-78	Tom McMillen.....	493
1978-79	Wayne Rollins.....	535
1979-80	Wayne Rollins.....	558
1980-81	Dan Roundfield.....	527
1981-82	Wayne Rollins.....	584
1982-83	Mike Glenn.....	518
1983-84	Mike Glenn.....	563
1984-85	Mike Glenn.....	588
1985-86	Cliff Levingston.....	534
1986-87	Wayne Rollins.....	546
1987-88	Cliff Levingston.....	557
1988-89	Cliff Levingston.....	528

FIELD GOAL PERCENTAGE (CONT.)

1989-90	Kevin Willis.....	519
1990-91	Kevin Willis.....	504
1991-92	Duane Ferrell.....	524
1992-93	Kevin Willis.....	506
1993-94	Stacey Augmon.....	510
1994-95	Grant Long.....	479
1995-96	Stacey Augmon.....	491
1996-97	Dikembe Mutombo.....	527
1997-98	Dikembe Mutombo.....	537
1998-99	Dikembe Mutombo.....	512
1999-00	Dikembe Mutombo.....	562
2000-01	Dikembe Mutombo.....	477
2001-02	Shareef Abdur-Rahim/Nazr Mohammed.....	461
2002-03	Shareef Abdur-Rahim.....	478
2003-04	Shareef Abdur-Rahim.....	485
2004-05	Josh Childress.....	470
2005-06	Joe Johnson.....	453
2006-07	Joe Johnson.....	471
2007-08	Josh Childress.....	571
2008-09	Al Horford.....	525
2009-10	Al Horford.....	551
2010-11	Al Horford.....	557
2011-12	Jeff Teague.....	476
2012-13	Al Horford.....	543
2013-14	Mike Scott.....	479
2014-15	Al Horford.....	538
2015-16	Al Horford/Thabo Sefolosha.....	505
2016-17	Dwight Howard.....	633
2017-18	John Collins.....	576
2018-19	John Collins.....	560
2019-20	John Collins.....	583
2020-21	Clint Capela.....	594

MOST 3-PT FIELD GOALS MADE

1979-80	Eddie Johnson/James McElroy.....	5
1980-81	Eddie Johnson.....	6
1981-82	Eddie Johnson.....	7
1982-83	Eddie Johnson/Wes Matthews.....	14
1983-84	Eddie Johnson.....	16
1984-85	Dominique Wilkins.....	25
1985-86	Dominique Wilkins.....	13
1986-87	Mike McGee.....	86
1987-88	Dominique Wilkins.....	38
1988-89	Glenn Rivers.....	43
1989-90	Dominique Wilkins.....	59
1990-91	Glenn Rivers.....	88
1991-92	Paul Graham.....	55
1992-93	Dominique Wilkins.....	120
1993-94	Mookie Blaylock.....	114
1994-95	Mookie Blaylock.....	199
1995-96	Mookie Blaylock.....	231
1996-97	Mookie Blaylock.....	221
1997-98	Steve Smith.....	97
1998-99	Mookie Blaylock.....	77
1999-00	Jim Jackson.....	117
2000-01	Jason Terry.....	124
2001-02	Jason Terry.....	172
2002-03	Jason Terry.....	160
2003-04	Jason Terry.....	146
2004-05	Antoine Walker.....	85
2005-06	Joe Johnson.....	128
2006-07	Joe Johnson.....	119
2007-08	Joe Johnson.....	169
2008-09	Mike Bibby.....	167
2009-10	Jamal Crawford.....	163
2010-11	Jamal Crawford.....	119
2011-12	Joe Johnson.....	125
2012-13	Kyle Korver.....	189
2013-14	Kyle Korver.....	185
2014-15	Kyle Korver.....	221
2015-16	Kyle Korver.....	158
2016-17	Tim Hardaway Jr.....	149
2017-18	Taurean Prince.....	176
2018-19	Trae Young.....	156
2019-20	Trae Young.....	205
2020-21	Bogdan Bogdanovic.....	146

HAWKS YEARLY LEADERS, CONT.

MOST 3-PT FIELD GOALS ATTEMPTED

1979-80	Eddie Johnson	13
1980-81	Charlie Criss	21
1981-82	Eddie Johnson	30
1982-83	Wes Matthews	48
1983-84	Eddie Johnson	43
1984-85	Dominique Wilkins	71
1985-86	Dominique Wilkins	70
1986-87	Mike McGee	229
1987-88	Dominique Wilkins	129
1988-89	Glenn Rivers	124
1989-90	Dominique Wilkins	183
1990-91	Glenn Rivers	262
1991-92	Paul Graham	141
1992-93	Dominique Wilkins	316
1993-94	Mookie Blaylock	341
1994-95	Mookie Blaylock	555
1995-96	Mookie Blaylock	623
1996-97	Mookie Blaylock	604
1997-98	Mookie Blaylock	334
1998-99	Mookie Blaylock	251
1999-00	Jim Jackson	303
2000-01	Jason Terry	314
2001-02	Jason Terry	444
2002-03	Jason Terry	431
2003-04	Stephen Jackson	427
2004-05	Antoine Walker	268
2005-06	Joe Johnson	360
2006-07	Joe Johnson	312
2007-08	Joe Johnson	444
2008-09	Mike Bibby	428
2009-10	Jamal Crawford	427
2010-11	Jamal Crawford	349
2011-12	Joe Johnson	322
2012-13	Kyle Korver	414
2013-14	Kyle Korver	392
2014-15	Kyle Korver	449
2015-16	Kyle Korver	396
2016-17	Tim Hardaway Jr.	417
2017-18	Taurean Prince	457
2018-19	Trae Young	482
2019-20	Trae Young	568
2020-21	Bogdan Bogdanovic	333

3-PT PCT MIN 55 3FM, 45 IN 11-12

1979-80	Eddie Johnson (5-13)	385
1980-81	Eddie Johnson (6-20)	300
1981-82	Mike Glenn (1-2)	500
1982-83	Eddie Johnson (14-41)	341
1983-84	Mike Glenn (1-2)	500
1984-85	Glenn Rivers (15-36)	417
1985-86	Scott Hastings (3-4)	750
1986-87	Mike McGee	376
1987-88	Cliff Levingston (1-2)	500
1988-89	Glenn Rivers (43-124)	347
1989-90	Dominique Wilkins	322
1990-91	Dominique Wilkins	341
1991-92	Paul Graham	390
1992-93	Dominique Wilkins	380
1993-94	Craig Ehlo	348
1994-95	Mookie Blaylock	359
1995-96	Mookie Blaylock/Craig Ehlo	371
1996-97	Henry James	420
1997-98	Eldridge Recasner	419
1998-99	Steve Smith	338
1999-00	Jim Jackson	386
2000-01	Jason Terry	395
2001-02	Jason Terry	387
2002-03	Jason Terry	371
2003-04	Jason Terry	347
2004-05	Tony Delk	356
2005-06	Tyronn Lue	457
2006-07	Joe Johnson	381
2007-08	Joe Johnson	381
2008-09	Maurice Evans	395
2009-10	Mike Bibby	389
2010-11	Mike Bibby	441
2011-12	Willie Green	442
2012-13	Kyle Korver	457
2013-14	Kyle Korver	472
2014-15	Kyle Korver	492
2015-16	Jeff Teague	400
2016-17	Kyle Korver	409

3-PT PERCENTAGE (CONT.)

2017-18	Kent Bazemore	394
2018-19	Taurean Prince	390
2019-20	John Collins	401
2020-21	Tony Snell	569

MOST FREE THROWS MADE

1968-69	Zelmo Beaty	370
1969-70	Joe Caldwell	379
1970-71	Pete Maravich	404
1971-72	Pete Maravich	355
1972-73	Pete Maravich	485
1973-74	Pete Maravich	469
1974-75	John Drew	388
1975-76	John Drew	488
1976-77	John Drew	412
1977-78	John Drew	437
1978-79	John Drew	495
1979-80	John Drew	489
1980-81	John Drew	454
1981-82	John Drew	364
1982-83	Dan Roundfield	337
1983-84	Dominique Wilkins	386
1984-85	Dominique Wilkins	486
1985-86	Dominique Wilkins	577
1986-87	Dominique Wilkins	607
1987-88	Dominique Wilkins	541
1988-89	Moses Malone	561
1989-90	Moses Malone	493
1990-91	Dominique Wilkins	476
1991-92	Dominique Wilkins	294
1992-93	Dominique Wilkins	519
1993-94	Stacey Augmon	333
1994-95	Steve Smith	295
1995-96	Christian Laettner	324
1996-97	Christian Laettner	359
1997-98	Steve Smith	389
1998-99	Dikembe Mutombo	195
1999-00	Dikembe Mutombo	298
2000-01	Jason Terry	303
2001-02	Shareef Abdur-Rahim	419
2002-03	Shareef Abdur-Rahim	455
2003-04	Shareef Abdur-Rahim	294
2004-05	Al Harrington	236
2005-06	Zaza Pachulia	297
2006-07	Zaza Pachulia	293
2007-08	Marvin Williams	336
2008-09	Joe Johnson	299
2009-10	Jamal Crawford	270
2010-11	Josh Smith	229
2011-12	Josh Smith	203
2012-13	Jeff Teague	199
2013-14	Jeff Teague	318
2014-15	Jeff Teague	376
2015-16	Paul Millsap	309
2016-17	Paul Millsap	311
2017-18	Dennis Schröder	225
2018-19	Trae Young	343
2019-20	Trae Young	481
2020-21	Trae Young	484

MOST FREE THROWS ATTEMPTED

1968-69	Zelmo Beaty	506
1969-70	Joe Caldwell	551
1970-71	Walt Bellamy	556
1971-72	Walt Bellamy	581
1972-73	Pete Maravich	606
1973-74	Pete Maravich	568
1974-75	John Drew	544
1975-76	John Drew	656
1976-77	John Drew	577
1977-78	John Drew	575
1978-79	John Drew	677
1979-80	John Drew	646
1980-81	John Drew	577
1981-82	John Drew	491
1982-83	Dan Roundfield	450
1983-84	Dominique Wilkins	496
1984-85	Dominique Wilkins	603
1985-86	Dominique Wilkins	705
1986-87	Dominique Wilkins	742
1987-88	Dominique Wilkins	655
1988-89	Moses Malone	711

HAWKS YEARLY LEADERS, CONT.

MOST FREE THROWS ATTEMPTED (CONT.)

1989-90	Moses Malone	631
1990-91	Dominique Wilkins	574
1991-92	Kevin Willis	363
1992-93	Dominique Wilkins	627
1993-94	Stacey Augmon	436
1994-95	Steve Smith	349
1995-96	Christian Laettner	396
1996-97	Christian Laettner	440
1997-98	Steve Smith	455
1998-99	Dikembe Mutombo	285
1999-00	Dikembe Mutombo	421
2000-01	Jason Terry	358
2001-02	Shareef Abdur-Rahim	523
2002-03	Shareef Abdur-Rahim	541
2003-04	Shareef Abdur-Rahim	334
2004-05	Al Harrington	351
2005-06	Zaza Pachulia	404
2006-07	Josh Smith	387
2007-08	Josh Smith	469
2008-09	Joe Johnson	362
2009-10	Josh Smith	422
2010-11	Josh Smith	316
2011-12	Josh Smith	322
2012-13	Josh Smith	321
2013-14	Paul Millsap	391
2014-15	Paul Millsap	337
2015-16	Paul Millsap	408
2016-17	Dwight Howard	424
2017-18	Dennis Schröder	265
2018-19	Trae Young	414
2019-20	Trae Young	559
2020-21	Trae Young	546

FREE THROW PCT (MIN 125 FTM, 101 IN 11-12)

1968-69	Lou Hudson	777
1969-70	Butch Beard	828
1970-71	Len Chappell	811
1971-72	Hern Gilliam	838
1972-73	Lou Hudson	825
1973-74	Lou Hudson	836
1974-75	John Wetzel	883
1975-76	Lou Hudson	814
1976-77	Lou Hudson	840
1977-78	Ollie Johnson	854
1978-79	Tom McMillen	891
1979-80	Armond Hill	849
1980-81	Charlie Criss	865
1981-82	Tom McMillen	824
1982-83	Mike Glenn	831
1983-84	Johnny Davis	848
1984-85	Mike Glenn	816
1985-86	Scott Hastings	857
1986-87	Glenn Rivers	828
1987-88	Wayne Rollins	875
1988-89	Anthony "Spud" Webb	867
1989-90	Anthony "Spud" Webb	871
1990-91	Anthony "Spud" Webb	868
1991-92	Kevin Willis	804
1992-93	Dominique Wilkins	828
1993-94	Duane Ferrell	783
1994-95	Steve Smith	845
1995-96	Steve Smith	826
1996-97	Steve Smith	847
1997-98	Christian Laettner	864
1998-99	Steve Smith	849
1999-00	Jim Jackson	877
2000-01	Jason Terry	846
2001-02	Jason Terry	835
2002-03	Jason Terry	887
2003-04	Shareef Abdur-Rahim	880
2004-05	Tyronn Lue	871
2005-06	Joe Johnson	791
2006-07	Tyronn Lue	883
2007-08	Joe Johnson	834
2008-09	Joe Johnson	826
2009-10	Jamal Crawford	857
2010-11	Jamal Crawford	854
2011-12	Joe Johnson	849
2012-13	Jeff Teague	881
2013-14	Lou Williams	849
2014-15	Jeff Teague	862
2015-16	Jeff Teague	837
2016-17	Dennis Schröder	855

FREE THROW PERCENTAGE (CONT.)

2017-18	Dennis Schröder	849
2018-19	Jeremy Lin	845
2019-20	Trae Young	860
2020-21	Danilo Gallinari	925

MOST DEFENSIVE REBOUNDS

1973-74	Jim Washington	528
1974-75	John Drew	479
1975-76	John Drew	374
1976-77	John Drew	395
1977-78	Steve Hawes	510
1978-79	Dan Roundfield	539
1979-80	Dan Roundfield	544
1980-81	Dan Roundfield	403
1981-82	Dan Roundfield	494
1982-83	Dan Roundfield	621
1983-84	Dan Roundfield	515
1984-85	Kevin Willis	345
1985-86	Kevin Willis	461
1986-87	Kevin Willis	528
1987-88	Wayne Rollins	317
1988-89	Moses Malone	570
1989-90	Moses Malone	448
1990-91	Dominique Wilkins	471
1991-92	Kevin Willis	840
1992-93	Kevin Willis	693
1993-94	Kevin Willis	628
1994-95	Grant Long	405
1995-96	Grant Long	540
1996-97	Dikembe Mutombo	661
1997-98	Dikembe Mutombo	656
1998-99	Dikembe Mutombo	418
1999-00	Dikembe Mutombo	853
2000-01	Dikembe Mutombo	505
2001-02	Shareef Abdur-Rahim	498
2002-03	Shareef Abdur-Rahim	502
2003-04	Shareef Abdur-Rahim	354
2004-05	Antoine Walker	371
2005-06	Al Harrington	391
2006-07	Josh Smith	456
2007-08	Al Horford	537
2008-09	Al Horford	479
2009-10	Al Horford	563
2010-11	Al Horford	536
2011-12	Josh Smith	496
2012-13	Al Horford	562
2013-14	Paul Millsap	473
2014-15	Paul Millsap	431
2015-16	Paul Millsap	534
2016-17	Dwight Howard	644
2017-18	Dewayne Dedmon	389
2018-19	John Collins	376
2019-20	John Collins	300
2020-21	Clint Capela	606

HAWKS YEARLY LEADERS, CONT.

MOST ASSISTS

1968-69	Joe Caldwell	320
1969-70	Walt Hazzard	561
1970-71	Walt Hazzard	514
1971-72	Pete Maravich	393
1972-73	Pete Maravich	546
1973-74	Pete Maravich	396
1974-75	Dean Meminger	397
1975-76	Tom Henderson	374
1976-77	Armond Hill	403
1977-78	Armond Hill	424
1978-79	Armond Hill	480
1979-80	Armond Hill	424
1980-81	Eddie Johnson	407
1981-82	Rory Sparrow	424
1982-83	Eddie Johnson	318
1983-84	Eddie Johnson	326
1984-85	Eddie Johnson	566
1985-86	Glenn Rivers	443
1986-87	Glenn Rivers	823
1987-88	Glenn Rivers	747
1988-89	Glenn Rivers	525
1989-90	Anthony "Spud" Webb	477
1990-91	Anthony "Spud" Webb	417
1991-92	Rumeal Robinson	446
1992-93	Mookie Blaylock	671
1993-94	Mookie Blaylock	789
1994-95	Mookie Blaylock	616
1995-96	Mookie Blaylock	478
1996-97	Mookie Blaylock	463
1997-98	Mookie Blaylock	469
1998-99	Mookie Blaylock	278
1999-00	Jason Terry	346
2000-01	Jason Terry	403
2001-02	Jason Terry	444
2002-03	Jason Terry	600
2003-04	Jason Terry	437
2004-05	Josh Childress	151
2005-06	Joe Johnson	536
2006-07	Joe Johnson	249
2007-08	Joe Johnson	474
2008-09	Joe Johnson	455
2009-10	Joe Johnson	369
2010-11	Joe Johnson	338
2011-12	Jeff Teague	321
2012-13	Jeff Teague	579
2013-14	Jeff Teague	528
2014-15	Jeff Teague	513
2015-16	Jeff Teague	470
2016-17	Dennis Schröder	499
2017-18	Dennis Schröder	417
2018-19	Trae Young	653
2019-20	Trae Young	560
2020-21	Trae Young	594

MOST REBOUNDS

1968-69	Bill Bridges	1132
1969-70	Bill Bridges	1181
1970-71	Bill Bridges	1233
1971-72	Walt Bellamy	1049
1972-73	Walt Bellamy	964
1973-74	Walt Bellamy	740
1974-75	John Drew	836
1975-76	John Drew	660
1976-77	John Drew	675
1977-78	Steve Hawes	690
1978-79	Dan Roundfield	865
1979-80	Dan Roundfield	837
1980-81	Dan Roundfield	634
1981-82	Dan Roundfield	721
1982-83	Dan Roundfield	880
1983-84	Dan Roundfield	721
1984-85	Cliff Levingston	566
1985-86	Kevin Willis	704
1986-87	Kevin Willis	849
1987-88	Kevin Willis	547
1988-89	Moses Malone	956
1989-90	Moses Malone	812
1990-91	Dominique Wilkins	732
1991-92	Kevin Willis	1258
1992-93	Kevin Willis	1028

1993-94	Kevin Willis	963
1994-95	Grant Long	595
1995-96	Grant Long	788
1996-97	Dikembe Mutombo	929
1997-98	Dikembe Mutombo	932
1998-99	Dikembe Mutombo	610
1999-00	Dikembe Mutombo	1157
2000-01	Dikembe Mutombo	693
2001-02	Shareef Abdur-Rahim	696
2002-03	Shareef Abdur-Rahim	677
2003-04	Stephen Jackson	370
2004-05	Josh Childress	482
2005-06	Zaza Pachulia	613
2006-07	Josh Smith	621
2007-08	Al Horford	785
2008-09	Al Horford	624
2009-10	Al Horford	799
2010-11	Al Horford	718
2011-12	Josh Smith	632
2012-13	Al Horford	624
2013-14	Paul Millsap	627
2014-15	Paul Millsap	570
2015-16	Paul Millsap	732
2016-17	Dwight Howard	940
2017-18	John Collins	541
2018-19	John Collins	595
2019-20	John Collins	416
2020-21	Clint Capela	903

REBOUND AVERAGE

1968-69	Bill Bridges	14.2
1969-70	Bill Bridges	14.4
1970-71	Bill Bridges	15.0
1971-72	Walt Bellamy	12.8
1972-73	Walt Bellamy	13.2
1973-74	Jim Washington	10.1
1974-75	John Drew	10.7
1975-76	John Drew	8.6
1976-77	John Drew	9.1
1977-78	Steve Hawes	9.2
1978-79	Dan Roundfield	10.8
1979-80	Dan Roundfield	10.3
1980-81	Dan Roundfield	10.1
1981-82	Dan Roundfield	11.8
1982-83	Dan Roundfield	11.4
1983-84	Dan Roundfield	9.9
1984-85	Cliff Levingston	7.6
1985-86	Kevin Willis	8.6
1986-87	Kevin Willis	10.5
1987-88	Kevin Willis	7.3
1988-89	Moses Malone	11.8
1989-90	Moses Malone	10.0
1990-91	Dominique Wilkins	9.0
1991-92	Kevin Willis	15.5
1992-93	Kevin Willis	12.9
1993-94	Kevin Willis	12.0
1994-95	Grant Long	7.5
1995-96	Grant Long	9.6
1996-97	Dikembe Mutombo	11.6
1997-98	Dikembe Mutombo	11.4
1998-99	Dikembe Mutombo	12.2
1999-00	Dikembe Mutombo	14.1
2000-01	Dikembe Mutombo	14.1
2001-02	Shareef Abdur-Rahim	9.0
2002-03	Shareef Abdur-Rahim	8.4
2003-04	Stephen Jackson	4.6
2004-05	Josh Smith	6.2
2005-06	Zaza Pachulia	7.9
2006-07	Josh Smith	8.6
2007-08	Al Horford	9.7
2008-09	Zaza Pachulia	5.7
2009-10	Al Horford	9.9
2010-11	Al Horford	9.3
2011-12	Josh Smith	9.6
2012-13	Al Horford	10.2
2013-14	Paul Millsap	8.5
2014-15	Paul Millsap	7.8
2015-16	Paul Millsap	9.0
2016-17	Dwight Howard	12.7
2017-18	Dewayne Dedmon	7.9
2018-19	John Collins	9.8
2019-20	John Collins	10.1
2020-21	Clint Capela	14.3

HAWKS YEARLY LEADERS, CONT.

OFFENSIVE REBOUNDS

1973-74	Walt Bellamy	264
1974-75	John Drew	357
1975-76	John Drew	286
1976-77	John Drew	280
1977-78	John Drew	213
1978-79	Dan Roundfield	326
1979-80	Dan Roundfield	293
1980-81	Dan Roundfield	231
1981-82	Dan Roundfield	227
1982-83	Dan Roundfield	259
1983-84	Dominique Wilkins	254
1984-85	Cliff Levingston	230
1985-86	Dominique Wilkins	261
1986-87	Kevin Willis	321
1987-88	Kevin Willis	235
1988-89	Moses Malone	386
1989-90	Moses Malone	364
1990-91	Moses Malone	271
1991-92	Kevin Willis	418
1992-93	Kevin Willis	335
1993-94	Kevin Willis	335
1994-95	Grant Long	190
1995-96	Grant Long	248
1996-97	Dikembe Mutombo	268
1997-98	Dikembe Mutombo	276
1998-99	Dikembe Mutombo	192
1999-00	Dikembe Mutombo	304
2000-01	Dikembe Mutombo	188
2001-02	Nazr Mohammed	242
2002-03	Shareef Abdur-Rahim	175
2003-04	Shareef Abdur-Rahim	141
2004-05	Josh Childress	195
2005-06	Zaza Pachulia	264
2006-07	Zaza Pachulia	199
2007-08	Al Horford	248
2008-09	Zaza Pachulia	173
2009-10	Al Horford	236
2010-11	Al Horford	182
2011-12	Zaza Pachulia	154
2012-13	Al Horford	195
2013-14	Paul Millsap	154
2014-15	Paul Millsap	139
2015-16	Paul Millsap	198
2016-17	Dwight Howard	296
2017-18	John Collins	176
2018-19	John Collins	219
2019-20	John Collins	116
2020-21	Clint Capela	297

MOST PERSONAL FOULS

1968-69	Bill Bridges	290
1969-70	Bill Bridges	292
1970-71	Bill Bridges	317
1971-72	Don Adams	259
1972-73	George Trapp	274
1973-74	Pete Maravich	261
1974-75	John Drew	274
1975-76	John Drew	261
1976-77	Joe C. Meriweather	324
1977-78	Wayne Rollins	326
1978-79	Dan Roundfield	358
1979-80	Wayne Rollins	322
1980-81	Steve Hawes	289
1981-82	Wayne Rollins	285
1982-83	Wayne Rollins	294
1983-84	Wayne Rollins	294
1984-85	Glenn Rivers	250
1985-86	Jon Koncak	296
1986-87	Kevin Willis	313
1987-88	Cliff Levingston	287
1988-89	Cliff Levingston	270
1989-90	Kevin Willis	259
1990-91	Jon Koncak	265
1991-92	Blair Rasmussen	233
1992-93	Jon Koncak, Kevin Willis	264
1993-94	Kevin Willis	250
1994-95	Andrew Lang	271
1995-96	Christian Laettner	276
1996-97	Christian Laettner	277

1997-98	Dikembe Mutombo	254
1998-99	Dikembe Mutombo	145
1999-00	Dikembe Mutombo	248
2000-01	Lorenzen Wright	232
2001-02	Nazr Mohammed	252
2002-03	Theo Ratliff	271
2003-04	Stephen Jackson	216
2004-05	Al Harrington	249
2005-06	Al Harrington	301
2006-07	Zaza Pachulia	267
2007-08	Josh Smith	269
2008-09	Zaza Pachulia	208
2009-10	Josh Smith	240
2010-11	Josh Smith	217
2011-12	Zaza Pachulia/Josh Smith	172
2012-13	Jeff Teague	181
2013-14	Paul Millsap	210
2014-15	Paul Millsap	201
2015-16	Paul Millsap	237
2016-17	Dwight Howard	203
2017-18	John Collins	215
2018-19	Dewayne Dedmon	214
2019-20	De'Andre Hunter	182
2020-21	John Collins	193

MOST DISQUALIFICATIONS

1968-69	Zelmo Beaty	7
1969-70	Bill Bridges	6
1970-71	Bill Bridges	7
1971-72	Don Adams	5
1972-73	George Trapp	11
1973-74	John Brown	10
1974-75	Mike Sojourner	10
1975-76	John Drew	11
1976-77	Joe C. Meriweather	21
1977-78	John Brown	18
1978-79	Wayne Rollins, John Drew	19
1979-80	Wayne Rollins	12
1980-81	Steve Hawes	13
1981-82	John Drew	6
1982-83	Wayne Rollins	10
1983-84	Wayne Rollins	9
1984-85	Glenn Rivers	7
1985-86	Jon Koncak	10
1986-87	Glenn Rivers	5
1987-88	Antoine Carr	7
1988-89	Glenn Rivers	6
1989-90	Koncak, Carr, Willis	4
1990-91	Duane Ferrell	3
1991-92	Paul Graham	3
1992-93	Jon Koncak	6
1993-94	Kevin Willis, Andrew Lang	2
1994-95	Andrew Lang	4
1995-96	Christian Laettner	7
1996-97	Christian Laettner	8
1997-98	Christian Laettner	6
1998-99	Dikembe Mutombo, Steve Smith	2
1999-00	Henderson, Mutombo, Rider, Wright	3
2000-01	Chris Crawford, Hanno Mottola	3
2001-02	Hanno Mottola	5
2002-03	Theo Ratliff	3
2003-04	Chris Crawford	4
2004-05	Tony Delk	3
2005-06	Zaza Pachulia	6
2006-07	Pachulia, Smith, Wright	6
2007-08	Josh Smith	6
2008-09	Evans, Pachulia, Smith	1
2009-10	Randolph Morris, Zaza Pachulia	2
2010-11	Kirk Hinrich	2
2011-12	Josh Smith	3
2012-13	Al Horford	2
2013-14	Paul Millsap	3
2014-15	DeMarre Carroll/Kyle Korver	1
2015-16	Bazemore/Millsap/Teague	2
2016-17	Kent Bazemore/Dwight Howard	2
2017-18	John Collins	4
2018-19	Dewayne Dedmon	6
2019-20	John Collins/Damian Jones	3
2020-21	Kevin Huertler/De'Andre Hunter	1

HAWKS YEARLY LEADERS, CONT.

MOST STEALS

1973-74	Lou Hudson	160
1974-75	John Drew	119
1975-76	John Drew	138
1976-77	Ken Charles	141
1977-78	Armond Hill	151
1978-79	John Drew	128
1979-80	Eddie Johnson	120
1980-81	Eddie Johnson	126
1981-82	Eddie Johnson	102
1982-83	Dominique Wilkins	84
1983-84	Glenn Rivers	127
1984-85	Glenn Rivers	163
1985-86	Dominique Wilkins	138
1986-87	Glenn Rivers	171
1987-88	Glenn Rivers	140
1988-89	Glenn Rivers	181
1989-90	Dominique Wilkins	126
1990-91	Glenn Rivers	148
1991-92	Stacey Augmon	124
1992-93	Mookie Blaylock	203
1993-94	Mookie Blaylock	212
1994-95	Mookie Blaylock	200
1995-96	Mookie Blaylock	212
1996-97	Mookie Blaylock	212
1997-98	Mookie Blaylock	183
1998-99	Mookie Blaylock	99
1999-00	Jason Terry	90
2000-01	Jason Terry	104
2001-02	Jason Terry	144
2002-03	Jason Terry	126
2003-04	Stephen Jackson	142
2004-05	Al Harrington	85
2005-06	Joe Johnson	103
2006-07	Josh Smith	101
2007-08	Josh Smith	123
2008-09	Mike Bibby	98
2009-10	Josh Smith	130
2010-11	Josh Smith	99
2011-12	Jeff Teague	106
2012-13	Jeff Teague	117
2013-14	Paul Millsap	129
2014-15	Paul Millsap	130
2015-16	Paul Millsap	147
2016-17	Thabo Sefolosha	96
2017-18	Kent Bazemore	100
2018-19	DeAndre' Bembry	105
2019-20	Trae Young	65
2020-21	Kevin Huerter	82

MOST BLOCKED SHOTS

1973-74	Jim Washington	74
1974-75	Mike Sojourner	57
1975-76	Dwight Jones	61
1976-77	Joe C. Meriweather	82
1977-78	Wayne Rollins	218
1978-79	Wayne Rollins	254
1979-80	Wayne Rollins	244
1980-81	Dan Roundfield	119
1981-82	Wayne Rollins	224
1982-83	Wayne Rollins	343
1983-84	Wayne Rollins	277
1984-85	Wayne Rollins	167
1985-86	Wayne Rollins	167
1986-87	Wayne Rollins	140
1987-88	Wayne Rollins	132
1988-89	Moses Malone	100
1989-90	Moses Malone	84
1990-91	Dominique Wilkins	65
1991-92	Jon Koncak	67
1992-93	Jon Koncak	100
1993-94	Jon Koncak	125
1994-95	Andrew Lang	144
1995-96	Christian Laettner	71
1996-97	Dikembe Mutombo	264
1997-98	Dikembe Mutombo	277
1998-99	Dikembe Mutombo	147
1999-00	Dikembe Mutombo	269
2000-01	Dikembe Mutombo	137
2001-02	Shareef Abdur-Rahim	81
2002-03	Theo Ratliff	262

2003-04	Theo Ratliff	166
2004-05	Josh Smith	144
2005-06	Josh Smith	208
2006-07	Josh Smith	207
2007-08	Josh Smith	227
2008-09	Josh Smith	111
2009-10	Josh Smith	172
2010-11	Josh Smith	120
2011-12	Josh Smith	115
2012-13	Josh Smith	136
2013-14	Elton Brand	120
2014-15	Al Horford	139
2015-16	Paul Millsap	98
2016-17	Dwight Howard	92
2017-18	John Collins	80
2018-19	Dewayne Dedmon	71
2019-20	John Collins	66
2020-21	Clint Capela	129

MOST POINTS

1968-69	Lou Hudson	1770
1969-70	Lou Hudson	2031
1970-71	Lou Hudson	2039
1971-72	Lou Hudson	1899
1972-73	Pete Maravich	2063
1973-74	Pete Maravich	2107
1974-75	John Drew	1442
1975-76	John Drew	1660
1976-77	John Drew	1790
1977-78	John Drew	1623
1978-79	John Drew	1795
1979-80	John Drew	1559
1980-81	John Drew	1454
1981-82	John Drew	1298
1982-83	Dan Roundfield	1464
1983-84	Dominique Wilkins	1750
1984-85	Dominique Wilkins	2217
1985-86	Dominique Wilkins	2366
1986-87	Dominique Wilkins	2294
1987-88	Dominique Wilkins	2397
1988-89	Dominique Wilkins	2099
1989-90	Dominique Wilkins	2138
1990-91	Dominique Wilkins	2101
1991-92	Kevin Willis	1480
1992-93	Dominique Wilkins	2121
1993-94	Kevin Willis	1531
1994-95	Mookie Blaylock	1373
1995-96	Steve Smith	1446
1996-97	Christian Laettner	1486
1997-98	Steve Smith	1464
1998-99	Steve Smith	672
1999-00	Jim Jackson	1317
2000-01	Jason Terry	1619
2001-02	Shareef Abdur-Rahim	1636
2002-03	Shareef Abdur-Rahim	1608
2003-04	Stephen Jackson	1450
2004-05	Josh Childress	807
2005-06	Joe Johnson	1653
2006-07	Joe Johnson	1426
2007-08	Joe Johnson	1779
2008-09	Joe Johnson	1688
2009-10	Joe Johnson	1619
2010-11	Joe Johnson	1312
2011-12	Josh Smith	1239
2012-13	Josh Smith	1327
2013-14	Paul Millsap	1328
2014-15	Paul Millsap	1218
2015-16	Paul Millsap	1385
2016-17	Dennis Schröder	1414
2017-18	Dennis Schröder	1301
2018-19	Trae Young	1549
2019-20	Trae Young	1778
2020-21	Trae Young	1594

SCORING AVERAGE

(MIN 70 GMS OR 1400 PTS, 57 GMS OR 1127 PTS IN 11-12)		
1968-69	Lou Hudson	21.9
1969-70	Lou Hudson	25.4
1970-71	Lou Hudson	26.8
1971-72	Lou Hudson	24.7
1972-73	Lou Hudson	27.1
1973-74	Pete Maravich	27.7

HAWKS YEARLY LEADERS, CONT.

SCORING AVERAGE (CONT.)

1974-75	John Drew	18.5	1997-98	Steve Smith	20.1
1975-76	John Drew	21.6	1998-99	Steve Smith	18.7
1976-77	John Drew	24.2	1999-00	Jim Jackson	16.7
1977-78	John Drew	23.2	2000-01	Jason Terry	19.7
1978-79	John Drew	22.7	2001-02	Shareef Abdur-Rahim	21.2
1979-80	John Drew	19.5	2002-03	Glenn Robinson	20.8
1980-81	John Drew	21.7	2003-04	Stephen Jackson	18.1
1981-82	Dan Roundfield	18.6	2004-05	Josh Childress	10.1
1982-83	Dan Roundfield	19.0	2005-06	Joe Johnson	20.2
1983-84	Dominique Wilkins	21.6	2006-07	Joe Johnson	25.0
1984-85	Dominique Wilkins	27.4	2007-08	Joe Johnson	21.7
1985-86	Dominique Wilkins	30.3	2008-09	Joe Johnson	21.4
1986-87	Dominique Wilkins	29.0	2009-10	Joe Johnson	21.3
1987-88	Dominique Wilkins	30.7	2010-11	Joe Johnson	18.2
1988-89	Dominique Wilkins	26.2	2011-12	Joe Johnson/Josh Smith	18.8
1989-90	Dominique Wilkins	26.7	2012-13	Josh Smith	17.5
1990-91	Dominique Wilkins	25.9	2013-14	Paul Millsap	17.9
1991-92	Kevin Willis	18.3	2014-15	Paul Millsap	16.7
1992-93	Dominique Wilkins	29.9	2015-16	Paul Millsap	17.1
1993-94	Kevin Willis	19.1	2016-17	Paul Millsap	18.1
1994-95	Mookie Blaylock	17.2	2017-18	Dennis Schröder	19.4
1995-96	Steve Smith	18.1	2018-19	John Collins	19.5
1996-97	Steve Smith	20.1	2019-20	Trae Young	29.6
			2020-21	Trae Young	25.3



HAWKS INDIVIDUAL RECORDS (*) NBA Record

Category	Player	Opponent	Years/Date
MOST POINTS			
Career.....	23,292	Dominique Wilkins	1982-94
Season.....	2,397	Dominique Wilkins	1987-88
Game.....	57	Dominique Wilkins vs. Chicago	12-10-86
Half.....	36	Dominique Wilkins vs. New Jersey	4-10-86
Quarter.....	28	Lou Hudson vs. Chicago at Auburn, AL	11-10-69
Overtime.....	13	Bob Pettit at Detroit	2-18-61
(most pts in a single OT session)	Joe Caldwell	Dominique Wilkins vs. Sacramento	2-16-88
	Steve Smith	vs. Sacramento	2-16-88
	Joe Caldwell	vs. Washington	1-24-97
	Joe Caldwell	vs. Cincinnati	2-18-70

HIGHEST SCORING AVERAGE

Career.....	26.4	Dominique Wilkins	1982-94
	26.4	Bob Pettit	1954-65
Season.....	30.7	Dominique Wilkins	1987-88

MOST FIELD GOALS MADE

Career.....	8,752	Dominique Wilkins	1982-94
Season.....	909	Dominique Wilkins	1987-88
Game.....	25	Lou Hudson vs. Chicago at Auburn, AL	11-10-69
Half.....	15	Bob Pettit at Detroit	2-08-61
Quarter.....	12	Lou Hudson vs. Chicago at Auburn, AL	11-10-69
	John Drew	vs. Denver	12-20-78
	Cliff Hagan	at New York	2-04-58

MOST FIELD GOALS ATTEMPTED

Career.....	18,743	Dominique Wilkins	1982-94
Season.....	1,957	Dominique Wilkins	1987-88
Game.....	43	Bob Pettit at Philadelphia	12-06-61
Half.....	30	Bob Pettit at Philadelphia	12-06-61
Quarter.....	19	Bob Pettit at Philadelphia	12-06-61

HIGHEST FIELD GOAL PERCENTAGE

Career (MIN 500 FGM).....	.567	John Collins	2017-
Season.....	.633	Dwight Howard	2016-17

MOST 3-POINT FIELD GOALS MADE

Career.....	1,050	Mookie Blaylock	1992-99
Season.....	231	Mookie Blaylock	1995-96
Game.....	10	Danilo Gallinari vs. Boston	2-24-21
Half.....	8	Kyle Korver vs. Boston	1-25-13
Quarter.....	7	Henry James vs. New Jersey	4-15-97
	Steve Smith	vs. Seattle	3-14-97

MOST 3-POINT FIELD GOALS ATTEMPTED

Career.....	3,023	Mookie Blaylock	1992-99
Season.....	623	Mookie Blaylock	1995-96
Game.....	18	Taurean Prince vs. Philadelphia	4-10-18
Half.....	11	Mookie Blaylock vs. Cleveland	3-01-96
Quarter.....	9	Henry James vs. New Jersey	4-15-97

MOST FREE THROWS MADE

Career.....	6,182	Bob Pettit	1954-65
Season.....	607	Dominique Wilkins	1986-87
Game.....	23	Dominique Wilkins vs. Chicago	12-08-92
Half.....	16	Marvin Williams at Charlotte	2-06-09
Quarter.....	14	Pete Maravich at Chicago	1-09-73
	Pete Maravich	vs. Buffalo	11-28-73

HAWKS INDIVIDUAL RECORDS, CONT. (*) NBA Record

Category	Player	Opponent	Years/Date
MOST FREE THROWS ATTEMPTED			
Career.....	8,119	Bob Pettit	1954-65
Season.....	901	Bob Pettit	1961-62
Game.....	28	John Drew at Phoenix	4-05-77
Half.....	18	John Drew at Phoenix	2-09-78
Quarter.....	16	John Drew at Phoenix	4-05-77
	Pete Maravich	at Chicago	1-02-73

CONSECUTIVE FREE THROWS MADE

Season.....	50	Kyle Korver	2014-15
Game.....	23	Dominique Wilkins vs. Chicago	12-08-92

HIGHEST FREE THROW PERCENTAGE

Career (MIN 300 FTM).....	.887	Kyle Korver	2012-17
Season (MIN 100 FTM).....	.927	Marco Belinelli	2017-18

MOST REBOUNDS

Career.....	12,849	Bob Pettit	1954-65
Season.....	1,540	Bob Pettit (with St. Louis)	1960-61
Game.....	1,258	Kevin Willis (with Atlanta)	1991-92
Half.....	35	Bob Pettit vs. Cincinnati	3-02-58
Quarter.....	21	Bob Pettit vs. Minneapolis at New York	1-04-56
	Bob Pettit	vs. Cincinnati	3-02-58
	Zelmo Beaty	vs. Boston	2-14-69

MOST OFFENSIVE REBOUNDS

Career.....	2,615	Kevin Willis	1984-94, 2004-05
Season.....	418	Kevin Willis	1991-92
Game.....	16	Kevin Willis vs. Washington	2-19-92
Half.....	16	Walt Bellamy vs. Buffalo	12-11-73
Quarter.....	11	Kevin Willis vs. Washington	2-19-92
	Clint Capela	vs. Detroit	1-20-21
	Gustavo Ayon	at Boston	12-31-13
	Zaza Pachulia	at Milwaukee	2-23-13

MOST DEFENSIVE REBOUNDS

Career.....	4,717	Kevin Willis	1984-94, 2004-05
Season.....	853	Dikembe Mutombo	1999-00
Game.....	20	Dikembe Mutombo vs. Orlando	1-06-01
Half.....	20	Kevin Willis vs. Dallas	12-03-91
Quarter.....	15	Kevin Willis vs. Seattle	2-03-92
	Kevin Willis	vs. Seattle	2-03-92

HIGHEST REBOUNDING AVERAGE

Career.....	16.2	Bob Pettit	1954-65
Season.....	20.3	Bob Pettit	1960-61

MOST ASSISTS

Career.....	3,866	Glenn Rivers	1983-91
Season.....	823	Glenn Rivers	1986-87
Game.....	23	Mookie Blaylock vs. Utah	3-06-93
Half.....	16	Glenn Rivers vs. Phoenix	3-08-88
Quarter.....	11	John McCarthy vs. Detroit	3-08-60

HIGHEST ASSISTS AVERAGE

Career (MIN 1000 AST).....	8.9	Trae Young	2018-00
Season.....	10.0	Glenn Rivers	1986-87

MOST STEALS

Career.....	1,321	Mookie Blaylock	1992-99
Season.....	212	Mookie Blaylock	1993-94, 1995-96, 1996-97
Game.....	10	Mookie Blaylock vs. Philadelphia	4-14-98
Half.....	7	Mookie Blaylock vs. Minnesota	3-01-94
Quarter.....	6	Mookie Blaylock vs. Minnesota	3-01-94

HAWKS INDIVIDUAL RECORDS, CONT. (*) NBA Record

Category	Player	Opponent	Years/Date
MOST BLOCKED SHOTS			
Career	2,283	Wayne Rollins	1977-88
Season	343	Wayne Rollins	1982-83
Game	12	Wayne Rollins vs. Portland	2-21-79
Half	8	Josh Smith vs. Philadelphia	2-04-08
	8	Wayne Rollins vs. Cleveland	3-29-83
Quarter	6	Josh Smith vs. Philadelphia	2-04-08
	6	Antoine Carr vs. New York	3-11-88
	6	Wayne Rollins vs. New Jersey	12-03-82

MOST TURNOVERS

Career	2,286	Dominique Wilkins	1982-95
Season	267	Joe Johnson	2005-06
Game	(*) 14	John Drew at New Jersey	3-01-78
Half	9	John Drew at New Jersey	3-01-78
Quarter	6	Trae Young at Houston	3-19-19
	6	Joe Johnson at Philadelphia	3-22-06
	6	John Drew at New Jersey	3-01-78

MOST MINUTES PLAYED

Career	32,545	Dominique Wilkins	1982-94
Season	3,343	Joe Johnson	2007-08

MOST GAMES PLAYED

Career	882	Dominique Wilkins	1982-95
Season	82	achieved 61 times	

MOST PERSONAL FOULS

Career	2,924	Wayne Rollins	1977-88
Season	366	Bill Bridges	1967-68
Game	(*) 8	Don Otten Tri-Cities at Sheboygen	11-24-49

MOST DISQUALIFICATIONS

Career	88	Wayne Rollins	1977-88
Season	21	Joe C. Meriweather	1976-77

TEAM RECORDS (*) NBA Record

Category	Opponent	Years/Date
MOST POINTS		
Season	9,646	1969-70
Game	155 at San Diego	2-11-70
	155 vs. New York	1-24-60
Half	97 at San Diego	2-11-70
Quarter	54 at San Diego	2-11-70
Overtime (in a single OT)	20 at Detroit	1-27-12
	20 vs. Toronto	4-02-08
MOST FIELD GOALS MADE		
Season	3,817	1969-70
Game	65 vs. Detroit	12-06-60
Half	40 at San Antonio	11-27-79
Quarter	23 vs. Detroit	12-06-60
MOST FIELD GOALS ATTEMPTED		
Season	8,003	1972-73
Game	134 at Philadelphia	12-06-61
Half	68 vs. Chicago	10-28-61
Quarter	36 vs. New York	1-24-60
HIGHEST SCORING AVERAGE		
Category		Years/Date
Season	117.6	1969-70
HIGHEST FIELD GOAL PCT.		
Season	49.0	
MOST FREE THROWS MADE		
1985-86		
Season	2,120	1970-71
Game	49 vs. Detroit	3-07-59
Half	31 vs. New York	12-14-57
Quarter	(*) 26 at Milwaukee	3-03-91
MOST FREE THROWS ATTEMPTED		
Season	2,975	1970-71
Game	64 vs. Boston	2-15-70
Half	40 at Phoenix	2-09-78
HIGHEST FREE THROW PCT.		
Quarter	29 vs. Syracuse	12-21-57
Season	.812	2020-21

TEAM RECORDS, CONT. (*) NBA Record

Category	Opponent	Years/Date
MOST 3-PT. FIELD GOALS MADE		
Season	1,067	2018-19
Game	23 vs. Boston	2-24-21
Half	15 at Orlando	3-03-21
Quarter	11 vs. New Orleans	4-06-21
MOST 3-PT. FIELD GOALS ATTEMPTED		
Season	3,034	2018-19
Game	61 vs. Milwaukee	3-31-19
Half	32 vs. Milwaukee	3-31-19
Quarter	17 five times	
MOST REBOUNDS		
Season	4,599	1968-69
Game	102 vs. New York	12-14-57
Half	55 vs. New York	12-14-57
Quarter	35 vs. New York	12-14-57
MOST OFFENSIVE REBOUNDS**		
Season	1,441	1974-75
Game	36 at Buffalo	11-13-73
Half	22 vs. New York	1-03-87
Quarter	12 vs. Cleveland	2-04-79
MOST DEFENSIVE REBOUNDS**		
Season	2,825	2018-19
Game	50 vs. Chicago	3-01-19
Half	28 vs. Cleveland	2-29-80
Quarter	16 two times	
MOST ASSISTS		
Season	2,846	1980-81
Game	47 vs. New York	1-24-60
Half	34 at Washington	3-05-75
Quarter	25 at San Diego	2-11-70
MOST PERSONAL FOULS		
Season	2,470	1977-78
MOST DISQUALIFICATIONS		
Season	80	1977-78
Game	5 at Utah	2-19-86
MOST STEALS**		
Season	916	1977-78
Game	23 at Philadelphia	4-09-97
Half	14 at Philadelphia	4-09-97
	14 at Philadelphia	1-19-77
Quarter	8 at Boston	2-19-21
	8 vs. Indiana	3-06-92
MOST BLOCKED SHOTS**		
Season	665	1982-83
Game	19 vs. Chicago	11-23-82
Half	12 vs. New York	3-11-88
Quarter	9 vs. New York	3-11-88
MOST TURNOVERS**		
Season	1,523	1978-79
Game	40 vs. Chicago	10-23-68
Half	20 vs. Detroit	1-04-78
Quarter	13 at New Orleans	11-29-03
FEWEST POINTS		
Season	4,315	1998-99
Game	57 Milwaukee vs. Boston at Providence, R.I.	2-27-55
	ATL-era 58 at Chicago	1-14-13
First Half	20 at Chicago	1-14-13
Second Half	25 vs. New Orleans	1-21-11
	25 vs. Orlando	11-26-09
	25 vs. Cleveland	11-09-04
First Quarter	7 at L.A. Lakers	1-09-04
Second Quarter	5 at Chicago	1-14-13
Third Quarter	8 at Chicago	2-20-07
	vs. Minnesota	12-06-07
Fourth Quarter	8 at Cleveland	1-05-05
	at Golden State	11-05-03
	vs. Minnesota	3-01-94
Overtime	0 vs. Miami (3rd OT)	1-05-12
LOWEST SCORING AVERAGE		
Season	86.3	1998-99
FEWEST FIELD GOALS MADE		
Season	1,539	1998-99
Game	20 at Cleveland	4-10-99
FEWEST FIELD GOALS ATTEMPTED		
Season	3,760	1998-99
Game	57 vs. Cleveland	3-04-97
LOWEST FIELD GOAL PERCENTAGE		
Season	.409	1998-99
FEWEST FREE THROWS MADE		
Season	1,025	2011-12
Game	(*) 1 vs. Orlando	4-01-18
FEWEST FREE THROWS ATTEMPTED		
Season	1,385	2011-12
Game	1 vs. Orlando	4-01-18
LOWEST FREE THROW PERCENTAGE		
Season	.686	1951-52, 1952-53
FEWEST REBOUNDS		
Season	2,175	1998-99
Game	21 at Milwaukee	3-06-00

**Statistics in these areas were not kept prior to 1973-74. For the top team season highs and lows in every category, see pg. 101.

TEAM RECORDS, CONT. (*) NBA Record

FEWEST OFFENSIVE REBOUNDS**

Season652 2011-12

FEWEST DEFENSIVE REBOUNDS**

Season1,499 1998-99

FEWEST ASSISTS

Season782 1998-99
Game.....5 vs. New York 4-28-99

FEWEST PERSONAL FOULS

Season987 1998-99

FEWEST DISQUALIFICATIONS

Season2 2020-21
2 2014-15

FEWEST STEALS**

Season346 1998-99
Game.....0 three times

FEWEST BLOCKED SHOTS**

Season33 1973-74
Game.....0 many times, most recently:
at Detroit (3-31-15)

**Statistics in these areas were not kept prior to 1973-74. For the top three team season highs and lows in every category, see pg. 101.

ALL-TIME CAREER LEADERS *all St. Louis years @ years spent in St. Louis/Atlanta

GAMES PLAYED

Dominique Wilkins882 1982-94
Wayne Rollins814 1977-88
* Bob Pettit792 1954-65
Kevin Willis753 1984-94, 04-05
* Cliff Hagan745 1956-66
@ Lou Hudson730 1968-77
Jon Koncak717 1985-95
@ Bill Bridges683 1962-71
Josh Smith676 2004-13
Eddie Johnson619 1977-86

MINUTES PLAYED

Dominique Wilkins32,545 1982-94
* Bob Pettit30,590 1954-65
@ Lou Hudson25,825 1968-77
@ Bill Bridges23,574 1962-71
Josh Smith23,078 2004-13
Kevin Willis22,588 1984-94, 04-05
* Cliff Hagan21,731 1956-66
Wayne Rollins20,763 1977-88
Joe Johnson19,733 2005-12
* Lenny Wilkens19,552 1960-68

AVERAGE MINUTES (MIN. 100 GMS)

* Mel Hutchins40.2 1951-53
Joe Johnson38.8 2005-12
* Bob Pettit38.8 1954-65
Shareef Abdur-Rahim38.0 2001-04
Al Harrington37.5 2004-06
Pete Maravich37.2 1970-74
Mookie Blaylock37.1 1992-99
Dominique Wilkins36.9 1982-94
Steve Smith36.7 1994-99
Dikembe Mutombo36.2 1996-01

TOTAL POINTS

Dominique Wilkins23,292 1982-94
* Bob Pettit20,880 1954-65
@ Lou Hudson16,049 1968-77

TOTAL POINTS (cont.)

* Cliff Hagan13,447 1956-66
John Drew12,621 1974-82
Joe Johnson10,606 2005-12
Kevin Willis10,582 1984-94, 04-05
Josh Smith10,371 2004-13
Eddie Johnson9,631 1977-86
@ Zelmo Beaty8,727 1962-69

SCORING AVERAGE (MIN. 100 GMS)

Dominique Wilkins26.4 1982-94
* Bob Pettit26.4 1954-65
Pete Maravich24.3 1970-74
Trae Young24.1 2018-
@ Lou Hudson22.0 1968-77
John Drew21.2 1974-82
Joe Johnson20.9 2005-12
Shareef Abdur-Rahim20.4 2001-04
* Clyde Lovellette19.3 1958-62
Steve Smith18.6 1994-99

FIELD GOALS MADE

Dominique Wilkins8,752 1982-94
* Bob Pettit7,349 1954-65
@ Lou Hudson6,570 1968-77
* Cliff Hagan5,239 1956-66
John Drew4,545 1974-82
Kevin Willis4,382 1984-94, 04-05
Josh Smith4,030 2004-13
Joe Johnson4,007 2005-12
Eddie Johnson3,801 1977-86
Al Horford3,544 2007-16

FIELD GOALS ATTEMPTED

Dominique Wilkins18,743 1982-94
* Bob Pettit16,872 1954-65
@ Lou Hudson13,501 1968-77
* Cliff Hagan11,630 1956-66
John Drew9,660 1974-82
Joe Johnson8,929 2005-12
Kevin Willis8,707 1984-94, 04-05
Josh Smith8,674 2004-13
Eddie Johnson7,957 1977-86
@ Bill Bridges7,490 1962-71

ALL-TIME CAREER LEADERS *all St. Louis years @ years spent in St. Louis/Atlanta

FIELD GOAL PCT. (Minimum 500 FGM)

John Collins567 2017-
Mike Glenn553 1981-85
Al Horford535 2007-16
Dikembe Mutombo529 1996-01
Wayne Rollins529 1977-88
Cliff Levingston528 1984-90
Josh Childress522 2004-08
Antoine Carr516 1984-90
Walt Bellamy508 1969-74
Rory Sparrow507 1981-83

MOST 3-PT. FIELD GOALS MADE

Mookie Blaylock1,050 1992-99
Joe Johnson908 2005-12
Kyle Korver818 2012-17
Jason Terry648 1999-04
Steve Smith549 1994-99
Dominique Wilkins500 1982-94
Trae Young497 2018-
Mike Bibby475 2008-11
Kent Bazemore453 2014-19
Jeff Teague430 2009-16, 2020

MOST 3-PT. FIELD GOALS ATTEMPTED

Mookie Blaylock3,023 1992-99
Joe Johnson2,502 2005-12
Kyle Korver1,811 2012-17
Jason Terry1,767 1999-04
Steve Smith1,630 1994-99
Dominique Wilkins1,587 1982-94
Trae Young1,447 2018-
Kent Bazemore1,277 2014-19
Jeff Teague1,213 2009-16, 2020
Mike Bibby1,195 2008-11

MOST FREE THROWS MADE

* Bob Pettit6,182 1954-65
Dominique Wilkins5,288 1982-94
John Drew3,527 1974-82
* Cliff Hagan2,969 1956-66
@ Lou Hudson2,909 1968-77
* Lenny Wilkens2,633 1960-68
* Zelmo Beaty2,207 1962-69
@ Bill Bridges2,147 1962-71
Josh Smith2,044 2004-13
Glenn Rivers2,008 1983-91

MOST FREE THROWS ATTEMPTED

* Bob Pettit8,119 1954-65
Dominique Wilkins6,506 1982-94
John Drew4,743 1974-82
* Cliff Hagan3,722 1956-66
@ Lou Hudson3,659 1968-77
* Lenny Wilkens3,478 1960-68
Josh Smith3,125 2004-13
@ Bill Bridges3,099 1962-71
@ Zelmo Beaty2,952 1962-69
Kevin Willis2,570 1984-94, 2004-05

HIGHEST FREE THROW PCT

(Minimum 200 FTM)
Kyle Korver887 2012-17
Salim Stoudamire882 2005-08
Glenn Robinson876 2002-03
Jim Jackson872 1999-00
Tyronn Lue870 2004-08
Trae Young861 2018-
Lou Williams859 2012-14, 2020-
Jamal Crawford856 2009-11
Reggie Theus851 1988-89
Jason Terry845 1999-04

TOTAL REBOUNDS

* Bob Pettit12,849 1954-65
@ Bill Bridges8,656 1962-71
Kevin Willis7,332 1984-94, 2004-05
Dominique Wilkins6,119 1982-94
Wayne Rollins5,994 1977-88
@ Zelmo Beaty5,622 1962-69
Josh Smith5,407 2004-13
Al Horford5,144 2007-16
* Cliff Hagan5,116 1956-66
Dan Roundfield4,658 1978-84

MOST OFFENSIVE REBOUNDS

Kevin Willis2,615 1984-94, 2004-05
Dominique Wilkins2,531 1982-94
Wayne Rollins1,902 1977-88
John Drew1,878 1974-82
Dan Roundfield1,542 1978-84
Josh Smith1,409 2004-13
Al Horford1,377 2007-16
Zaza Pachulia1,247 2005-13
Dikembe Mutombo1,228 1996-01
Cliff Levingston1,177 1984-90

MOST DEFENSIVE REBOUNDS

Kevin Willis4,717 1984-94, 2004-05
Wayne Rollins4,092 1977-88
Josh Smith3,998 2004-13
Al Horford3,767 2007-16
Dominique Wilkins3,588 1982-94
Dan Roundfield3,116 1978-84
Dikembe Mutombo3,093 1996-01
Jon Koncak2,583 1985-95
John Drew2,555 1974-82
Steve Hawes2,244 1976-83

REBOUNDING AVERAGE (Minimum 100 games)

* Bob Pettit16.2 1954-65
@ Bill Bridges12.7 1962-71
Dikembe Mutombo12.6 1996-01
Walt Bellamy12.2 1969-74
* Mel Hutchins11.6 1951-53
@ Zelmo Beaty11.2 1962-69
Dan Roundfield10.7 1978-84
Moses Malone10.0 1988-91
Kevin Willis9.7 1984-94, 2004-05
* Clyde Lovellette9.6 1958-62

MOST ASSISTS

Glenn Rivers3,866 1983-91
Mookie Blaylock3,764 1992-99
Eddie Johnson3,207 1977-86
* Lenny Wilkens3,049 1960-68
Jeff Teague2,771 2009-16, 2020
Joe Johnson2,653 2005-12
* Bob Pettit2,369 1954-65
Dominique Wilkins2,321 1982-94
* Cliff Hagan2,242 1956-66
Jason Terry2,230 1999-04

ALL-TIME CAREER LEADERS, CONT. *all St. Louis years @ years spent in St. Louis/Atlanta

MOST STEALS

Mookie Blaylock	1,321	1992-99
Dominique Wilkins	1,245	1982-94
Glenn Rivers	1,166	1983-91
John Drew	859	1974-82
Josh Smith	857	2004-13
Eddie Johnson	741	1977-86
Jeff Teague	632	2009-16, 2020
Jason Terry	588	1999-04
Kevin Willis	581	1984-94, 2004-05
Stacey Augmon	570	1991-96

MOST BLOCKED SHOTS

Wayne Rollins	2,283	1977-88
Josh Smith	1,440	2004-13
Dikembe Mutombo	1,094	1996-01
Jon Koncak	747	1985-95
Dan Roundfield	716	1978-84
Al Horford	697	2007-16
Dominique Wilkins	588	1982-94
Theo Ratliff	436	2001-04
Kevin Willis	425	1984-94, 2004-05
Cliff Levingston	371	1984-90

ALL-TIME SEASON LEADERS * St. Louis Hawks players

GAMES PLAYED

* Zelmo Beaty	82	1967-68
Bill Bridges	82	1969-70
Joe Caldwell	82	1969-70
Walt Hazzard	82	1969-70
Jim Davis	82	1969-70
Walt Hazzard	82	1970-71
Walt Bellamy	82	1970-71
Bill Bridges	82	1970-71
Walt Bellamy	82	1971-72
Hern Gilliam	82	1971-72
Ken Charles	82	1976-77
Armond Hill	82	1977-78
Ollie Johnson	82	1977-78
Armond Hill	82	1978-79
Tom McMillen	82	1978-79
Steve Hawes	82	1979-80
Wayne Rollins	82	1979-80
Jack Givens	82	1979-80
Rory Sparrow	82	1981-82
Dominique Wilkins	82	1982-83
Kevin Willis	82	1984-85
Kevin Willis	82	1985-86
Jon Koncak	82	1985-86
Jon Koncak	82	1986-87
Cliff Levingston	82	1986-87
Glenn Rivers	82	1986-87
Cliff Levingston	82	1987-88
Anthony Webb	82	1987-88
Randy Wittman	82	1987-88
John Battle	82	1988-89
Reggie Theus	82	1988-89
Anthony Webb	82	1989-90
Moses Malone	82	1990-91
Stacey Augmon	82	1991-92
Duane Ferrell	82	1992-93
Adam Keefe	82	1992-93
Stacey Augmon	82	1993-94
Craig Ehlo	82	1993-94
Jon Koncak	82	1993-94
Andrew Lang	82	1993-94

MOST PERSONAL FOULS

Wayne Rollins	2,924	1977-88
@ Bill Bridges	2,575	1962-71
* Cliff Hagan	2,547	1956-66
* Bob Pettit	2,526	1954-65
Kevin Willis	2,364	1984-94, 2004-05
Jon Koncak	2,248	1985-95
John Drew	2,216	1974-82
@ Lou Hudson	2,110	1968-77
@ Zelmo Beaty	2,002	1962-69
Josh Smith	1,915	2004-13

MOST DISQUALIFICATIONS

Wayne Rollins	88	1977-88
John Drew	76	1974-82
* Charles Share	74	1953-60
@ Zelmo Beaty	65	1962-69
@ Bill Bridges	61	1962-71
John Brown	49	1973-80
Armond Hill	39	1976-84
* Lenny Wilkens	38	1960-68
Jon Koncak	37	1985-95
Dan Roundfield	36	1978-84

GAMES PLAYED (cont.)

Ennis Whatley	82	1993-94
Andrew Lang	82	1994-95
Grant Long	82	1995-96
Christian Laettner	82	1996-97
Dikembe Mutombo	82	1997-98
Alan Henderson	82	1999-00
Dikembe Mutombo	82	1999-00
Jason Terry	82	2000-01
Nazr Mohammed	82	2001-02
Hanno Mottola	82	2001-02
Jacque Vaughn	82	2001-02
Alan Henderson	82	2002-03
Joe Johnson	82	2005-06
Joe Johnson	82	2007-08
Al Horford	82	2015-16
Taurean Prince	82	2017-18
DeAndre' Bembry	82	2018-19

MOST MINUTES PLAYED

Joe Johnson	3,343	2007-08
Joe Johnson	3,340	2005-06
*Bob Pettit	3,296	1963-64
*Bob Pettit	3,282	1961-62
Bill Bridges	3,269	1969-70
*Bill Bridges	3,197	1967-68
Walt Bellamy	3,187	1971-72
Lenny Wilkens	3,169	1967-68
Bill Bridges	3,140	1970-71
Christian Laettner	3,140	1996-97

ALL-TIME SEASON LEADERS, CONT. * St. Louis Hawks players

TOTAL POINTS

* Bob Pettit	2,429	1961-62
Dominique Wilkins	2,397	1987-88
Dominique Wilkins	2,366	1985-86
Dominique Wilkins	2,294	1986-87
* Bob Pettit	2,241	1962-63
Dominique Wilkins	2,217	1984-85
* Bob Pettit	2,190	1963-64
Dominique Wilkins	2,138	1989-90
Dominique Wilkins	2,121	1992-93
* Bob Pettit	2,120	1960-61

SCORING AVERAGE

* Bob Pettit	31.1	1961-62
Dominique Wilkins	30.7	1987-88
Dominique Wilkins	30.3	1985-86
Dominique Wilkins	29.9	1992-93
Trae Young	29.6	2019-20
* Bob Pettit	29.2	1958-59
Dominique Wilkins	29.0	1986-87
* Bob Pettit	28.4	1962-63
Dominique Wilkins	28.1	1991-92
* Bob Pettit	27.9	1960-61

MOST FIELD GOALS MADE

Dominique Wilkins	909	1987-88
Dominique Wilkins	888	1985-86
* Bob Pettit	867	1961-62
Dominique Wilkins	853	1984-85
Lou Hudson	830	1969-70
Lou Hudson	829	1970-71
Dominique Wilkins	828	1986-87
Pete Maravich	819	1973-74
Lou Hudson	816	1972-73
Dominique Wilkins	814	1988-89

MOST FIELD GOALS ATTEMPTED

Dominique Wilkins	1,957	1987-88
* Bob Pettit	1,928	1961-62
Dominique Wilkins	1,897	1985-86
Dominique Wilkins	1,891	1984-85
Pete Maravich	1,791	1973-74
Pete Maravich	1,788	1972-73
Dominique Wilkins	1,787	1986-87
Dominique Wilkins	1,756	1988-89
* Bob Pettit	1,746	1962-63
* Bob Pettit	1,720	1960-61
Lou Hudson	1,713	1970-71

HIGHEST FG PERCENTAGE (Minimum 200 FGM)

Dwight Howard	.633	2016-17
Clint Capela	.594	2020-21
Mike Glenn	.588	1984-85
Wayne Rollins	.584	1981-82
John Collins	.583	2019-20
John Collins	.576	2017-18
Josh Childress	.571	2007-08
Al Horford	.567	2013-14
John Collins	.560	2018-19
Mike Glenn	.563	1983-84

MOST 3-PT. FIELD GOALS MADE

Mookie Blaylock	231	1995-96
Kyle Korver	221	2014-15
Mookie Blaylock	221	1996-97
Trae Young	205	2019-20
Mookie Blaylock	199	1994-95
Kyle Korver	189	2012-13
Kyle Korver	185	2013-14
Taurean Prince	176	2017-18
Jason Terry	172	2001-02
Joe Johnson	169	2007-08

MOST 3-PT. FIELD GOALS ATTEMPTED

Mookie Blaylock	623	1995-96
Mookie Blaylock	604	1996-97
Trae Young	568	2019-20
Mookie Blaylock	555	1994-95
Trae Young	482	2018-19
Taurean Prince	457	2017-18
Kyle Korver	449	2014-15
Joe Johnson	444	2007-08
Jason Terry	444	2001-02
Jason Terry	431	2002-03

MOST FREE THROWS MADE

* Bob Pettit	695	1961-62
* Bob Pettit	685	1962-63
* Bob Pettit	667	1958-59
* Bob Pettit	608	1963-64
Dominique Wilkins	607	1986-87
* Bob Pettit	582	1960-61
Dominique Wilkins	577	1985-86
Moses Malone	561	1988-89
* Bob Pettit	557	1957-58
* Bob Pettit	557	1955-56

ALL-TIME SEASON LEADERS, CONT. * St. Louis Hawks players

MOST FREE THROWS ATTEMPTED

* Bob Pettit	901	1961-62
* Bob Pettit	885	1962-63
* Bob Pettit	879	1958-59
* Bob Pettit	804	1960-61
* Bob Pettit	771	1963-64
* Bob Pettit	757	1955-56
* Bob Pettit	744	1957-58
Dominique Wilkins	742	1986-87
* Bob Pettit	722	1959-60
Moses Malone	711	1988-89
Lenny Wilkens	711	1967-68

HIGHEST FREE THROW PCT. (Minimum 100 FTM)

Marco Belinelli	927	2017-18
Danilo Gallinari	925	2020-21
Kyle Korver	898	2014-15
Tom McMillen	891	1978-79
Jason Terry	887	2002-03
Trae Young	886	2020-21
Tyronn Lue	883	2006-07
Jeff Teague	881	2012-13
Shareef Abdur-Rahim	880	2003-04
Jim Jackson	877	1999-00

MOST REBOUNDS

* Bob Pettit	1,540	1960-61
* Bob Pettit	1,457	1961-62
Kevin Willis	1,258	1991-92
Bill Bridges	1,233	1970-71
* Bob Pettit	1,224	1963-64
* Bob Pettit	1,221	1959-60
* Bob Pettit	1,216	1957-58
* Bob Pettit	1,191	1962-63
* Bill Bridges	1,190	1966-67
* Bob Pettit	1,182	1958-59

MOST OFFENSIVE REBOUNDS

Kevin Willis	418	1991-92
Moses Malone	386	1988-89
Moses Malone	364	1989-90
John Drew	357	1974-75
Kevin Willis	335	1993-94
Kevin Willis	335	1992-93
Dan Roundfield	326	1978-79
Kevin Willis	321	1986-87
Dikembe Mutombo	304	1999-00
Clint Capela	297	2020-21

MOST DEFENSIVE REBOUNDS

Dikembe Mutombo	853	1999-00
Kevin Willis	840	1991-92
Kevin Willis	693	1992-93
Dikembe Mutombo	661	1996-97
Dikembe Mutombo	656	1997-98
Dwight Howard	644	2016-17
Kevin Willis	628	1993-94
Dan Roundfield	621	1982-83
Clint Capela	606	2020-21
Moses Malone	570	1988-89

REBOUND AVERAGE

* Bob Pettit	20.3	1960-61
* Bob Pettit	18.7	1961-62
* Bob Pettit	17.4	1957-58
* Bob Pettit	17.0	1959-60
* Bob Pettit	16.4	1958-59
* Bob Pettit	16.1	1955-56
Kevin Willis	15.5	1991-92
* Bob Pettit	15.3	1963-64
* Bob Pettit	15.1	1962-63
* Bill Bridges	15.1	1966-67

MOST ASSISTS

Glenn Rivers	823	1986-87
Mookie Blaylock	789	1993-94
Glenn Rivers	747	1987-88
* Lenny Wilkens	679	1967-68
Mookie Blaylock	671	1992-93
Trae Young	653	2018-19
Mookie Blaylock	616	1994-95
Jason Terry	600	2002-03
Trae Young	594	2020-21
Jeff Teague	579	2012-13

ALL-TIME SEASON LEADERS, CONT. * St. Louis Hawks players

MOST STEALS

Mookie Blaylock	212	1996-97
Mookie Blaylock	212	1995-96
Mookie Blaylock	212	1993-94
Mookie Blaylock	203	1992-93
Mookie Blaylock	200	1994-95
Mookie Blaylock	183	1997-98
Glenn Rivers	181	1988-89
Glenn Rivers	171	1986-87
Glenn Rivers	163	1984-85
Lou Hudson	160	1973-74

MOST BLOCKED SHOTS

Wayne Rollins	343	1982-83
Dikembe Mutombo	277	1997-98
Wayne Rollins	277	1983-84
Dikembe Mutombo	269	1999-00
Dikembe Mutombo	264	1996-97
Theo Ratliff	262	2002-03
Wayne Rollins	254	1978-79
Wayne Rollins	244	1979-80
Josh Smith	227	2007-08
Wayne Rollins	224	1981-82

MOST PERSONAL FOULS

* Bill Bridges	366	1967-68
Dan Roundfield	358	1978-79
* Zelmo Beatty	344	1965-66
Jim Davis	335	1969-70
* Bill Bridges	333	1965-66
John Drew	332	1978-79
Wayne Rollins	328	1978-79
* Zelmo Beatty	328	1964-65
* Bill Bridges	325	1966-67
Wayne Rollins	326	1977-78

MOST DISQUALIFICATIONS

Joe C. Meriweather	21	1976-77
Wayne Rollins	19	1978-79
John Drew	19	1978-79
John Brown	18	1977-78
Wayne Rollins	16	1977-78
Dan Roundfield	16	1978-79
Armond Hill	15	1977-78
Steve Hawes	13	1980-81
Wayne Rollins	12	1979-80
* Bill Bridges	12	1966-67, 1967-68

OPPONENTS' IND. SINGLE GAME RECORDS (*) NBA Record

MOST POINTS

Game	67	Wilt Chamberlain	Philadelphia at St. Louis	2-17-62
Half	44	Wilt Chamberlain	Philadelphia at St. Louis	2-17-62
Quarter	29	James Harden	Houston vs. Atlanta	11-30-19

MOST FIELD GOALS MADE

Game	26	Wilt Chamberlain	Philadelphia at St. Louis	2-17-62
	26	Wilt Chamberlain	San Francisco vs. St. Louis	12-18-62
Half	17	Wilt Chamberlain	Philadelphia at St. Louis	2-17-62
Quarter	11	Wilt Chamberlain	Philadelphia at St. Louis	2-17-62

MOST FIELD GOALS ATTEMPTED

Game	53	Wilt Chamberlain	San Francisco vs. St. Louis	12-18-62
Half	28	Wilt Chamberlain	San Francisco vs. St. Louis	12-18-62
Quarter	15	Bob McAdoo	Buffalo at Atlanta	2-15-75

MOST THREE-POINT FIELD GOALS MADE

Game	11	Dennis Scott	Orlando vs. Atlanta	4-18-96
Half	7	Zach LaVine	Chicago at Atlanta	4-09-21
		Kemba Walker	Charlotte at Atlanta	1-31-18
		Dennis Scott	Orlando vs. Atlanta	4-18-96
Quarter	5	Malachi Flynn	Toronto vs. Atlanta	4-13-21
		Zach LaVine	Chicago at Atlanta	4-09-21
			eight other times	

OPPONENTS' IND. SINGLE GAME RECORDS, CONT. (*) NBA Record

MOST THREE-POINT FIELD GOALS ATTEMPTED

Game.....	20	James Harden	Houston at Atlanta	1-08-20
Half.....	12	three times		
Quarter.....	9	Kentavious Caldwell-Pope	Detroit vs. Atlanta	1-09-15

MOST FREE THROWS MADE

Game.....	22	Lloyd Free	San Diego at Atlanta	1-13-79
Half.....	14	Larry Foust	Minneapolis vs. St. Louis	12-30-57
Quarter.....	14	James Harden	Houston vs. Atlanta	11-30-19
		James Harden	Houston vs. Atlanta	11-30-19

MOST FREE THROWS ATTEMPTED

Game.....	34	Wilt Chamberlain	Philadelphia vs. St. Louis	2-22-62
Half.....	17	Lloyd Free	San Diego at Atlanta	1-13-79
Quarter.....	16	James Harden	Houston vs. Atlanta	11-30-19

MOST REBOUNDS

Game.....	37	Walt Bellamy	Baltimore vs. St. Louis	12-04-64
Half.....	21	Marvin Webster	Seattle at Atlanta	11-01-77
Quarter.....	14	Marvin Webster	Seattle at Atlanta	11-01-77

MOST OFFENSIVE REBOUNDS

Game.....	15	Swen Nater	Milwaukee vs. Atlanta	12-19-76
Half.....	10	Michael Cage	Cleveland at Atlanta	4-16-96
Quarter.....	7	Brendan Haywood	Washington at Atlanta	4-07-06
	7	Zydrunas Ilgauskas	Cleveland vs. Atlanta	2-16-05

MOST DEFENSIVE REBOUNDS

Game.....	28	Elvin Hayes	Capital at Atlanta	11-17-73
Half.....	16	Marvin Webster	Seattle at Atlanta	11-01-77
Quarter.....	12	Marvin Webster	Seattle at Atlanta	11-01-77

MOST ASSISTS

Game.....	28	Guy Rodgers	San Francisco vs. St. Louis	3-14-63
Half.....	16	Guy Rodgers	San Francisco vs. St. Louis	3-14-63
Quarter.....	10	Russell Westbrook	Washington at Atlanta	5-10-21
		Dee Brown	Boston at Atlanta	2-28-92
		Gene Shue	Detroit vs. St. Louis	12-06-61

MOST STEALS

Game.....	9	Scottie Pippen	Chicago vs. Atlanta	3-08-94
Half.....	6	Gus Williams	Washington vs. Atlanta	10-30-84
Quarter.....	6	Gus Williams	Washington vs. Atlanta	10-30-84
		Rickey Green	Utah vs. Atlanta	11-12-82
		Rickey Green	Utah vs. Atlanta	11-12-82

OPPONENTS' IND. SINGLE GAME RECORDS, CONT. (*) NBA Record

MOST BLOCKED SHOTS

Game.....	15	Manute Bol	Washington vs. Atlanta	1-25-86
Half.....	10	Keon Clark	Toronto vs. Atlanta	3-23-01
Quarter.....	6	Harvey Catchings	Philadelphia vs. Atlanta	3-21-75
		Artis Gilmore	Chicago vs. Atlanta	12-20-77

MOST TURNOVERS

Game.....	12	Artis Gilmore	Chicago vs. Atlanta	1-01-78
Half.....	8	Ricky Davis	Cleveland at Atlanta	1-31-03
Quarter.....	6	Julius Erving	Philadelphia at Atlanta	11-15-77

OPPONENTS' TEAM RECORDS (*) NBA Record

Category	Opponent	Date	Category	Opponent	Date
----------	----------	------	----------	----------	------

MOST POINTS

Season	9,788		2018-19
Game.....	168	Chicago at Atlanta	3-01-19
Half.....	81	two times	
Quarter.....	49	New York vs. Atlanta	10-17-18
Overtime.....	21	Utah at Atlanta	2-19-86

FEWEST POINTS

Season	4,170	1998-99
Average	83.4	1998-99
Game..... (All-time)	51	Philadelphia vs. Atlanta
(All-era)	65	Cleveland vs. Atlanta
First Half	26	Milwaukee vs. Atlanta
Second Half	21	Chicago vs. Atlanta
First Quarter	5	Miami at Atlanta
Second Quarter	8	San Antonio vs. Atlanta
Third Quarter	8	Minnesota at Atlanta
		Sacramento at Atlanta
		New York at Atlanta
		Orlando vs. Atlanta
		Milwaukee at Atlanta
		Milwaukee vs. Atlanta
		Cleveland at Atlanta
		New York vs. Atlanta
Fourth Quarter	8	Miami at Atlanta
Overtime.....	0	Washington at Atlanta

MOST FIELD GOALS MADE

Season	3,801	1970-71
Game.....	62	Philadelphia vs. Atlanta
Half.....	34	Chicago vs. Atlanta
Quarter.....	20	Philadelphia vs. St. Louis

MOST FIELD GOALS ATTEMPTED

Season	8,525	1970-71
Game.....	129	Syracuse vs. St. Louis
Half.....	71	Phoenix at Atlanta
Quarter.....	44	Baltimore at Atlanta

MOST 3-PT. FIELD GOALS MADE

Season	1,013	2018-19
Game.....	25	two times
Half.....	15	Houston at Atlanta
Quarter.....	10	two times

MOST 3-PT. FIELD GOALS ATTEMPTED

Season	2,820	2018-19
Game.....	63	Houston at Atlanta
Half.....	33	Houston at Atlanta
Quarter.....	19	three times

MOST FREE THROWS MADE

Season	2,193	1977-78
Game.....	51	Cleveland at Atlanta
Half.....	32	Cleveland at Atlanta
Quarter.....	21	Washington at Atlanta

MOST FREE THROWS ATTEMPTED

Season	2,930	1977-78
Game.....	61	Denver vs. Atlanta
Half.....	42	Phoenix at Atlanta
Quarter.....	28	Washington at Atlanta
		Phoenix at Atlanta

MOST REBOUNDS

Season	4,279	1970-71
Game.....	105	Detroit vs. St. Louis
Half.....	57	Detroit vs. St. Louis
Quarter.....	38	Detroit vs. St. Louis

MOST OFFENSIVE REBOUNDS

Season	1,332	1984-85
Game.....	33	Orlando at Atlanta
Half.....	19	Denver at Atlanta
Quarter.....	14	San Diego at Atlanta
		Chicago at Atlanta

HAWKS/STATE FARM ARENA REGULAR SEASON INDIVIDUAL RECORDS

MOST POINTS

Game.....	50	2x, most recently Trae Young	vs. Miami	2-20-20
	49	Trae Young	vs. Chicago	3-01-19
	48	Trae Young	vs. New York	2-09-20
Half.....	31	3x, most recently Trae Young	vs. New York	3-11-20
	30	Trae Young	vs. Indiana	1-04-20
	29	3x, most recently Trae Young	vs. Detroit	1-20-21
Quarter.....	27	Trae Young	vs. New York	3-11-20
	22	Joe Johnson	vs. Charlotte	11-29-06
	21	3x, most recently Trae Young	vs. Detroit	1-20-21

MOST FIELD GOALS MADE

Game.....	21	Shareef Abdur-Rahim	vs. Detroit	11-23-01
	18	Isaiah Rider	vs. LA Clippers	12-08-99
	17	3x, most recently Trae Young	vs. Chicago	3-01-19

MOST FIELD GOALS ATTEMPTED

Game.....	34	Joe Johnson	vs. Seattle	11-16-07
	34	Jason Terry	vs. Cleveland	4-13-02
	33	Trae Young	vs. Chicago	3-01-19

MOST THREE-POINT FIELD GOALS MADE

Game.....	10	Danilo Gallinari	vs. Boston	2-24-21
	8	3x, most recently Trae Young	vs. Miami	2-20-20
	7	8x, most recently B. Bogdanovic	vs. Washington	5-10-21

MOST THREE-POINT FIELD GOALS ATTEMPTED

Game.....	18	Taurean Prince	vs. Philadelphia	4-10-18
	15	Trae Young	vs. Miami	2-20-20
	14	4x, most recently B. Bogdanovic	vs. Portland	5-03-21

MOST FREE THROWS MADE

Game.....	18	Trae Young 3x, most recently	vs. Miami	2-20-20
	16	5x, most recently Trae Young	vs. New York	2-09-20
	15	2x, most recently Trae Young	vs. Detroit	12-28-20

MOST FREE THROWS ATTEMPTED

Game.....	21	Trae Young	vs. Toronto	1-20-20
	20	2x, most recently Trae Young	vs. Philadelphia	1-30-20
	19	2x, most recently Trae Young	vs. Detroit	12-28-20

MOST REBOUNDS

Game.....	29	Dikembe Mutombo	vs. Toronto	1-31-01
	29	Dikembe Mutombo	vs. Minnesota	12-14-99
	26	Clint Capela	vs. Detroit	1-20-21

MOST OFFENSIVE REBOUNDS

Game.....	13	Dikembe Mutombo	vs. New York	1-28-00
	12	3x, most recently Clint Capela	vs. Detroit	1-20-21

MOST DEFENSIVE REBOUNDS

Game.....	20	Dikembe Mutombo	vs. Orlando	1-06-01
	18	3x, most recently Dwight Howard	vs. Charlotte	12-17-16
	17	4x, most recently Al Horford	vs. Miami	2-27-09

MOST ASSISTS

Game.....	18	Trae Young	vs. Philadelphia	1-30-20
	17	Trae Young	vs. LA Clippers	11-19-18
	16	5x, most recently Trae Young	vs. LA Lakers	2-01-21

MOST STEALS

Game.....	8	Speedy Claxton	vs. Cleveland	12-27-06
	7	2x, most recently Josh Smith	vs. Dallas	2-26-10
	6	5x, most recently Jeff Teague	vs. Cleveland	11-30-12

MOST BLOCKED SHOTS

Game.....	11	Dikembe Mutombo	vs. New Jersey	2-15-00
	9	5x, most recently Josh Smith	vs. Philadelphia	2-04-08
	8	5x, most recently Josh Smith	vs. New York	12-16-05

OPPONENTS/STATE FARM ARENA REGULAR SEASON INDIVIDUAL RECORDS

MOST POINTS

Game.....	53	Allen Iverson	Philadelphia	12-23-05
	50	Zach LaVine	Chicago	4-09-21
	47	2x, most recently Nikola Jokic	Denver	1-06-20
Half.....	39	Zach LaVine	Chicago	4-09-21
	32	Allen Iverson	Philadelphia	12-23-05
	29	2x, most recently James Harden	Houston	1-08-20
Quarter.....	25	Zach LaVine	Chicago	4-09-21
	23	LeBron James	Miami	3-18-11

MOST FIELD GOALS MADE

Game.....	18	5x, most recently Zach LaVine	Chicago	4-09-21
	17	5x, most recently Zach LaVine	Chicago	3-01-19
	16	7x, most recently Nikola Jokic	Denver	1-06-20

MOST FIELD GOALS ATTEMPTED

Game.....	37	Tracy McGrady	Orlando	2-02-03
	36	Carmelo Anthony	New York	1-29-17
	35	Zach LaVine	Chicago	3-01-19

MOST THREE-POINT FIELD GOALS MADE

Game.....	9	2x, most recently Kemba Walker	Charlotte	2-09-19
	8	4x, most recently Terry Rozier	Charlotte	3-09-20
	7	12x, most recently Zach LaVine	Chicago	4-09-21

MOST THREE-POINT FIELD GOALS ATTEMPTED

Game.....	20	James Harden	Houston	1-08-20
	18	Armoni Brooks	Houston	5-16-21
	17	Kemba Walker	Charlotte	2-09-19

MOST FREE THROWS MADE

Game.....	20	Dwyane Wade	Miami	12-19-07
	19	3x, most recently James Harden	Houston	1-08-20
	17	2x, most recently Kevin Love	Minnesota	2-01-14

MOST FREE THROWS ATTEMPTED

Game.....	24	Carmelo Anthony	Denver	12-18-05
	23	James Harden	Houston	1-08-20
	22	Dwyane Wade	Miami	12-19-07

MOST REBOUNDS

Game.....	24	Dwight Howard	Orlando	3-24-10
	23	3x, most recently Tyson Chandler	New York	2-22-14
	22	2x, most recently Clint Capela	Houston	1-08-20

MOST OFFENSIVE REBOUNDS

Game.....	11	2x, most recently Clint Capela	Houston	1-08-20
	10	Marcus Camby	LA Clippers	2-03-10
	9	6x, most recently Nikola Jokic	Denver	2-08-17

MOST DEFENSIVE REBOUNDS

Game.....	19	3x, most recently Tyson Chandler	New York	2-22-14
	17	David West	New Orleans	3-09-09
	16	2x, most recently Julius Randle	New York	2-09-20

MOST ASSISTS

Game.....	21	Russell Westbrook	Washington	5-10-21
	19	3x, most recently LeBron James	Cleveland	2-09-18
	17	4x, most recently Kyle Lowry	Toronto	11-21-18

MOST STEALS

Game.....	8	Allen Iverson	Philadelphia	3-29-03
	7	4x, most recently Chris Paul	LA Clippers	11-24-12
	6	18x, most recently Jimmy Butler	Miami	10-31-19

MOST BLOCKED SHOTS

Game.....	8	David Robinson	San Antonio	3-22-01
	7	5x, most recently JaVale McGee	Washington	10-30-10
	6	11x, most recently Derrick White	San Antonio	3-06-19

HIGHS AND LOWS (Most records since 1968-69 season)

Atlanta Highs		Atlanta Lows			Opponent Highs		Opponent Lows	
3817	1969-70	1539	1998-99	FIELD GOALS MADE	3801	1970-71	1598	1998-99
3700	1972-73	2429	2011-12		3758	1972-73	2380	2011-12
3614	1970-71	2723	2019-20		3601	1971-72	2804	1996-97
8033	1972-73	3759	1998-99	FIELD GOALS ATTEMPTED	8525	1970-71	3872	1998-99
7909	1969-70	5348	2011-12		8152	1972-73	5366	2011-12
7844	1968-69	6067	2019-20		7744	1971-72	6078	2019-20
.490	1985-86	.409	1998-99	FIELD GOAL PERCENTAGE	.496	1992-93	.413	1998-99
.487	1989-90	.431	2000-01		.496	1989-90	.432	2015-16
.485	1987-88	.433	2003-04		.494	1990-91	.435	1996-97
2168	1988-89	1025	2011-12	FREE THROWS MADE	2193	1977-78	784	1998-99
2038	1979-80	1040	1998-99		2045	1978-79	997	2011-12
2034	1990-91	1158	2012-13		2024	1980-81	1219	2020-21
2975	1970-71	1385	2011-12	FREE THROWS ATTEMPTED	2930	1977-78	1076	1998-99
2785	1968-69	1422	1998-99		2727	1978-79	1324	2011-12
2725	1971-72	1566	2019-20		2651	1980-81	1519	2020-21
.812	2020-21	.687	1968-69	FREE THROW PERCENTAGE	.803	2020-21	.719	1982-83
.800	1988-89	.711	2004-05		.787	1973-74	.726	1994-95
.799	1990-91	.713	1970-71		.784	1988-89	.729	1998-99
1441	1974-75	652	2011-12	OFFENSIVE REBOUNDS	1322	1984-85	581	1998-99
1381	1978-79	661	2019-20		1303	1982-83	712	2011-12
1372	1988-89	675	1998-99		1261	1979-80	719	2020-21
2793	2016-17	1499	1998-99	DEFENSIVE REBOUNDS	2904	2018-19	1369	1998-99
2825	2018-19	2066	2011-12		2869	2015-16	2079	2011-12
2772	2015-16	2148	1995-96		2851	1974-75	2152	1997-98
4599	1968-69	2174	1998-99	TOTAL REBOUNDS	4279	1970-71	1950	1998-99
4472	1970-71	2718	2011-12		4147	1972-73	2791	2011-12
4210	1969-70	2898	2019-20		4020	1974-75	3150	2019-20
56.1	1968-69	39.3	2010-11	REBOUND AVERAGE	52.2	1970-71	39.0	1998-99
54.5	1970-71	40.0	2013-14		50.6	1972-73	39.4	1997-98
51.3	1969-70	40.0	2008-09		49.0	1974-75	39.9	1996-97
2846	1980-81	781	1998-99	ASSISTS	2320	1990-91	895	1998-99
2142	1969-70	1481	2011-12		2202	2018-19	1354	2011-12
2123	1991-92	1557	1996-97		2189	1992-93	1665	1996-97
2470	1977-78	986	1998-99	PERSONAL FOULS	2265	1974-75	1202	1998-99
2424	1978-79	1178	2011-12		2209	1980-81	1263	2011-12
2302	1976-77	1457	2014-15		2179	1981-82	1404	2019-20
80	1977-78	2	14-15, 20-21	DISQUALIFICATIONS	45	1978-79	5	2015-16
72	1978-79	3	2008-09		44	1976-77	5	2012-13
71	1976-77	4	2010-11, 13-14		40	1973-74	5	2010-11
916	1977-78	346	1998-99	STEALS	823	1973-74	379	1998-99
915	1993-94	497	2010-11		810	2018-19	494	2011-12
817	1988-89	500	1999-00		803	1976-77	506	2009-10
1823	1973-74	745	1998-99	TURNOVERS	1980	1977-78	675	1998-99
1779	1976-77	921	2011-12		1846	1973-74	886	2020-21
1605	1980-81	953	2020-21		1799	1978-79	999	2011-12
665	1982-83	227	1974-75	BLOCKED SHOTS	559	1978-79	243	1998-99
596	1976-79	260	1998-99		555	1980-81	313	2011-12
558	1983-84	277	1975-76		554	1979-80	315	1994-95
9646	1969-70	4315	1998-99	TOTAL POINTS	9788	2018-19	4170	1998-99
9348	1970-71	6375	2011-12		9495	1970-71	6148	2011-12
9294	2018-19	7459	2000-01		9212	1972-73	7328	1996-97
117.6	1969-70	86.3	1998-99	POINTS PER GAME	119.7	2019-20	83.4	1998-99
114.0	1970-71	91.0	2000-01		119.4	2018-19	89.4	1996-97
113.7	2020-21	92.7	2004-05		117.2	1969-70	92.3	1997-98
+7.2	1986-87	-9.8	2004-05	POINT DIFFERENTIAL				
5.4	2014-15	7.9	2019-20					
5.2	1993-94	6.1	2018-19					
36-5	two times	9-32	2004-05	HOME RECORD				
35-6	three times	16-25	2017-18					
		14-20	2019-20					
25-16	2014-15	4-37	2004-05	ROAD RECORD				
22-19	1986-87	6-27	2019-20					
21-20	three times	7-34	two times					
60-22	2014-15	13-69	2004-05	SEASON RECORD				
57-25	1993-94	24-58	2017-18					
		1986-87	20-47	2019-20				
.732	2014-15	.159	2004-05	WINNING PERCENTAGE				
.695	1993-94	.293	2017-18					
		1986-87	.299	2019-20				
79	1969-70			100-POINT GAMES				
22	1990-91			WINNING STREAK HOME				
11	2004-05			LOSING STREAK HOME				
12	1968-69, 2014-15			WINNING STREAK ROAD				
23	2004-05			LOSING STREAK ROAD				

HAWKS ALL-TIME SELECT CIRCLE

MOST POINTS SCORED IN ONE GAME

Player	Opponent	Date	FG	FT	Pts
Dominique Wilkins	vs. Chicago	12-10-86	19	19	57
Dominique Wilkins	vs. New Jersey	4-10-86	21	15	57
Lou Hudson	vs. Chicago at Auburn, AL	11-10-69	25	7	57
Dominique Wilkins	vs. Boston	2-03-87	19	16	54
Dominique Wilkins	vs. L.A. Clippers	1-12-87	19	14	53
Dominique Wilkins	vs. New York	12-07-91	17	16	52
Dominique Wilkins	vs. Sacramento	2-16-88	20	9	51
Trae Young	vs. Miami	2-20-20	12	18	50
Shareef Abdur-Rahim	vs. Detroit	11-23-01	21	8	50
Dominique Wilkins	vs. Detroit	3-01-88	18	13	50
John Drew	vs. Denver	12-30-78	19	12	50
Pete Maravich	vs. Cleveland	2-05-72	20	10	50
Pete Maravich	vs. Philadelphia	1-16-72	18	14	50

MOST FIELD GOALS IN ONE GAME

Player	Opponent	Date	FGM	FGA
Lou Hudson	vs. Chicago at Auburn, AL	11-10-69	25	34
Lou Hudson	vs. San Diego	3-11-70	22	33
Lou Hudson	at Portland	11-18-70	22	35
Shareef Abdur-Rahim	vs. Detroit	11-23-01	21	30
Dominique Wilkins	vs. New Jersey	4-10-86	21	37
Pete Maravich	vs. Cleveland	2-05-72	20	27
Lou Hudson	at Phoenix	2-16-74	20	38
Dominique Wilkins	vs. Sacramento	2-16-88	20	31

MOST FREE THROWS IN ONE GAME

Player	Opponent	Date	FTM	FTA
Dominique Wilkins	vs. Chicago	12-08-92	23	23
John Drew	at Dallas	4-05-77	21	28
Dominique Wilkins	at Phoenix	3-02-93	20	22
Dominique Wilkins	at Seattle	2-10-87	20	22
Dominique Wilkins	vs. Chicago	12-10-86	19	21
Moses Malone	vs. Portland	12-08-89	19	22

MOST REBOUNDS IN ONE GAME

Player	Opponent	Date	Off	Def	Tot
Kevin Willis	vs. Washington	2-19-92	16	17	33
Kevin Willis	at Dallas	12-03-91	11	20	31
Dikembe Mutombo	vs. Toronto	1-31-01	12	17	29
Dikembe Mutombo	at New Jersey	12-26-00	11	17	28
Bill Bridges	vs. Cincinnati	11-29-69	—	—	28
Walt Bellamy	vs. L.A. Lakers	3-03-70	—	—	27
Bill Bridges	vs. Boston	2-10-71	—	—	27
Walt Bellamy	vs. Buffalo	12-11-73	11	16	27
Clint Capela	vs. Detroit	1-20-21	12	14	26
Dan Roundfield	vs. Philadelphia	3-11-80	9	17	26
John Collins	vs. Indiana	4-10-19	9	16	25
Kevin Willis	vs. Cleveland	4-13-93	10	15	25
Kevin Willis	vs. Portland	3-29-93	6	19	25
John Drew	vs. L.A. Lakers	12-28-74	13	12	25
Bob Christian	vs. Philadelphia	12-23-72	—	—	25

MOST ASSISTS IN ONE GAME

Player	Opponent	Date	Asssts
Mookie Blaylock	vs. Utah	3-06-93	23
Glenn Rivers	vs. Philadelphia	3-04-86	21
Glenn Rivers	vs. Phoenix	3-08-88	19
Walt Hazzard	vs. Cincinnati	3-07-69	19
Trae Young	vs. Philadelphia	1-30-20	19
Glenn Rivers	vs. Boston	2-03-87	18
Glenn Rivers	vs. Milwaukee	1-15-87	18
Wes Matthews	vs. Seattle	3-01-81	18
Armond Hill	vs. L.A. Lakers	12-19-79	18
Pete Maravich	vs. Detroit	1-16-73	18

MOST STEALS IN ONE GAME

Player	Opponent	Date	Stls
Mookie Blaylock	vs. Philadelphia	4-14-98	10
Mookie Blaylock	at Houston	2-17-97	9
Speedy Claxton	vs. Cleveland	12-27-06	8
Mookie Blaylock	at Philadelphia	4-09-97	8
Mookie Blaylock	vs. Minnesota	3-01-94	8
Mookie Blaylock	vs. Chicago	4-09-93	8

HAWKS ALL-TIME SELECT CIRCLE, CONT.

MOST STEALS IN ONE GAME, CONT.

Player	Opponent	Date	Stls
Glenn Rivers	at Miami	11-24-89	8
Glenn Rivers	vs. Portland	12-04-85	8
Eddie Johnson	vs. Chicago	2-26-82	8

MOST BLOCKED SHOTS IN ONE GAME

Player	Opponent	Date	Blks
Wayne Rollins	vs. Portland	2-21-79	12
Wayne Rollins	vs. Indiana	11-27-82	11
Dikembe Mutombo	vs. New Jersey	2-15-00	11
Clint Capela	at Minnesota	1-22-21	10
Josh Smith	at Dallas	12-18-04	10

OPPONENTS ALL-TIME SELECT CIRCLE

MOST POINTS SCORED IN ONE GAME

Player	Team	Date	Pts
Michael Jordan	at Chicago	4-16-87	61
James Harden	at Houston	11-30-19	60
Larry Bird	vs. Boston at New Orleans	3-12-85	60
Karl-Anthony Towns	vs. Minnesota	3-28-18	56
Allen Iverson	vs. Philadelphia	12-23-05	53
Nate Archibald	vs. Kansas City-Omaha	1-27-73	52
Zach LaVine	vs. Chicago	4-09-21	50
Allen Iverson	at Philadelphia	11-29-03	50
Larry Bird	at Boston	11-10-89	50
Joel Embiid	at Philadelphia	2-24-20	49

MOST FIELD GOALS IN ONE GAME

Player	Team	Date	FGM
Michael Jordan	at Chicago	4-16-87	22
Larry Bird	vs. Boston at New Orleans	3-12-85	22
Nate Archibald	vs. Kansas City-Omaha	1-27-73	21
Allen Iverson	at Philadelphia	11-29-03	20
Mike Mitchell	at San Antonio	3-30-84	20
Karl-Anthony Towns	vs. Minnesota	3-28-18	19
Larry Bird	at Boston	11-10-89	19
Bob McAdoo	at Buffalo	4-02-76	19
Bob McAdoo	vs. Buffalo	1-04-75	19
Rick Barry	vs. Golden State	12-12-74	19
Billy Cunningham	vs. Philadelphia	1-16-72	19

MOST FREE THROWS IN ONE GAME

Player	Team	Date	FTM
Lloyd Free	vs. San Diego	1-13-79	22
Charles Barkley	vs. Philadelphia	2-09-88	21
Flynn Robinson	vs. Milwaukee at Baltimore	2-21-69	21
James Harden	at Houston	11-30-19	20
Dwyane Wade	vs. Miami	12-19-07	20
Moses Malone	vs. Washington	11-06-87	20

MOST REBOUNDS IN ONE GAME

Player	Team	Date	Rebs
Swen Nater	at Milwaukee	12-19-76	33
Elwin Hayes	vs. Capital	11-17-73	32
Dennis Rodman	at Chicago	12-27-97	29
Marvin Webster	vs. Seattle	11-01-77	29
Bob McAdoo	at Buffalo	11-13-73	28
Wilt Chamberlain	at L.A. Lakers	3-05-71	28

MOST ASSISTS IN ONE GAME

Player	Team	Date	Assts
Ennis Whitley	at Chicago	3-03-84	22
Kevin Porter	at Washington	3-05-75	22
Russell Westbrook	vs. Washington	5-10-21	21
Earvin Johnson	vs. L.A. Lakers	1-15-83	21
Nick Van Exel	at Denver	11-08-99	20
Mark Price	at Cleveland	4-04-90	20
Earvin Johnson	vs. L.A. Lakers	12-18-84	20

OPPONENTS ALL-TIME SELECT CIRCLE, CONT.

MOST STEALS IN ONE GAME

Player	Team	Date	Stls
Scottie Pippen	at Chicago	3-08-94	9
Gus Williams	at Washington	10-30-84	9
Allen Iverson	vs. Philadelphia	3-29-03	8
Doug Christie	vs. Toronto	3-04-99	8
Tim Hardaway	at Miami	12-20-97	8
Ron Harper	at Cleveland	1-29-87	8
Randy Smith	at Buffalo	3-22-77	8

MOST BLOCKED SHOTS IN ONE GAME

Player	Team	Date	Blks
Manute Bol	at Washington	1-25-86	15
Keon Clark	at Toronto	3-23-01	12
Nate Thurmond	at Chicago	10-18-74	12
Artis Gilmore	at Chicago	12-20-77	11
Kareem Abdul-Jabbar	at L.A. Lakers	1-18-80	10
Joe C. Meriweather	vs. New York	12-12-79	10
George Johnson	at New Jersey	10-26-77	10
Kareem Abdul-Jabbar	at L.A. Lakers	11-02-75	10
Harvey Catchings	at Philadelphia	3-21-75	10

HAWKS/NBA STATISTICAL LEADERS

Player	Season	Rank	Avg	Player	Season	Rank	Avg
--------	--------	------	-----	--------	--------	------	-----

SCORING

Lou Hudson	1968-69	15th	21.9
Lou Hudson	1969-70	5th	25.4
Joe Caldwell	1969-70	18th	21.1
Lou Hudson	1970-71	5th	26.8
Pete Maravich	1970-71	8th	23.2
Lou Hudson	1971-72	11th	24.7
Lou Hudson	1972-73	4th	27.1
Pete Maravich	1972-73	5th	26.1
Pete Maravich	1973-74	2nd	27.7
John Drew	1975-76	8th	21.6
John Drew	1976-77	7th	24.2
John Drew	1977-78	12th	23.2
John Drew	1978-79	12th	22.7
John Drew	1980-81	14th	21.7
Dominique Wilkins	1983-84	17th	21.6
Dominique Wilkins	1984-85	6th	27.4
Dominique Wilkins	1985-86	1st	30.3
Dominique Wilkins	1986-87	2nd	29.0
Dominique Wilkins	1987-88	2nd	30.7
Dominique Wilkins	1988-89	7th	26.2
Dominique Wilkins	1989-90	5th	26.7
Dominique Wilkins	1990-91	7th	25.9
Dominique Wilkins	1992-93	2nd	29.9
Dominique Wilkins	1993-94	4th	26.0
Danny Manning	1993-94	12th	20.6
Kevin Willis	1993-94	20th	19.1
Steve Smith	1997-98	14th	20.1
Shareef Abdur-Rahim	2001-02	15th	21.2
Glenn Robinson	2002-03	18th	19.8
Joe Johnson	2006-07	9th	25.0
Joe Johnson	2007-08	14th	21.7
Joe Johnson	2008-09	13th	21.4
Joe Johnson	2009-10	11th	21.3
Joe Johnson	2011-12	t18th	18.8
Joe Johnson	2011-12	t18th	18.8
Trae Young	2019-20	4th	29.6
Trae Young	2020-21	14th	25.3

ASSISTS

Walt Hazzard	1968-69	8th	5.9
Walt Hazzard	1969-70	6th	6.8
Walt Hazzard	1970-71	6th	6.3
Pete Maravich	1972-73	6th	6.9
Herm Gilliam	1972-73	8th	6.3
Tom Henderson	1976-77	5th	6.9
Armond Hill	1978-79	9th	5.9
Eddie Johnson	1984-85	8th	7.8
Glenn Rivers	1985-86	9th	6.4
Glenn Rivers	1986-87	4th	10.0
Glenn Rivers	1987-88	5th	9.3
Glenn Rivers	1988-89	18th	6.9
Mookie Blaylock	1992-93	8th	6.4
Mookie Blaylock	1993-94	3rd	9.7
Mookie Blaylock	1994-95	10th	7.7
Mookie Blaylock	1995-96	19th	5.9
Mookie Blaylock	1997-98	14th	6.7
Mookie Blaylock	1998-99	20th	5.8
Jason Terry	2001-02	18th	5.7
Jason Terry	2002-03	7th	7.4
Jason Terry	2003-04	18th	4.4
Joe Johnson	2005-06	14th	6.5
Joe Johnson	2007-08	t16th	5.8
Joe Johnson	2008-09	17th	5.8
Jeff Teague	2012-13	12th	7.2
Jeff Teague	2013-14	9th	6.7
Jeff Teague	2014-15	16th	7.0
Jeff Teague	2015-16	17th	6.9
Dennis Schröder	2016-17	t15th	6.3
Dennis Schröder	2017-18	t13th	6.2
Trae Young	2018-19	4th	8.1
Trae Young	2019-20	2nd	9.3
Trae Young	2020-21	2nd	9.4

STEALS

Glenn Rivers	1984-85	5th	2.36
Glenn Rivers	1986-87	9th	2.06
Glenn Rivers	1988-89	7th	2.38
Glenn Rivers	1990-91	16th	1.87
Mookie Blaylock	1992-93	2nd	2.54
Mookie Blaylock	1993-94	3rd	2.62
Mookie Blaylock	1994-95	2nd	2.50
Mookie Blaylock	1995-96	2nd	2.62
Mookie Blaylock	1996-97	1st	2.72
Mookie Blaylock	1997-98	1st	2.61
Mookie Blaylock	1998-99	10th	2.06
Jason Terry	2001-02	10th	1.85
Stephen Jackson	2003-04	6th	1.78
Jason Terry	2003-04	16th	1.53
Josh Smith	2006-07	19th	1.40
Josh Smith	2007-08	16th	1.52
Josh Smith	2008-09	11th	1.60
Josh Smith	2011-12	20th	1.41
Jeff Teague	2011-12	10th	1.61
Paul Millsap	2013-14	9th	1.74
Paul Millsap	2014-15	9th	1.78
Jeff Teague	2014-15	14th	1.71
Paul Millsap	2015-16	11th	1.81
Thabo Sefolosha	2016-17	16th	1.55
Kent Bazemore	2017-18	14th	1.54

3-POINT FIELD GOAL PERCENTAGE

Mike McGee	1986-87	10th	.376
Leon Wood	1987-88	10th	.409
Paul Graham	1991-92	15th	.390
Eldridge Recasner	1997-98	10th	.419
Tom Kukoc	2000-01	6th	.446
Wesley Person (MEM-POR-ATL)	2003-04	16th	.399
Tyronn Lue	2005-06	2nd	.457
Willie Green	2011-12	7th	.442
Kyle Korver	2012-13	2nd	.457
Kyle Korver	2013-14	1st	.472
Kyle Korver	2014-15	1st	.492
Domarr Carroll	2014-15	17th	.395
Jeff Teague	2015-16	t17th	.400
Bogdan Bogdanovic	2020-21	11th	.438

FIELD GOAL PERCENTAGE

Joe Caldwell	1968-69	6th	.507
Lou Hudson	1969-70	3rd	.531
Walt Bellamy	1971-72	3rd	.545
Lou Hudson	1971-72	10th	.503
Walt Bellamy	1972-73	10th	.505
Joe Meriweather	1976-77	9th	.526
Cliff Levingston	1987-88	8th	.557
Cliff Levingston	1988-89	15th	.528
Duane Ferrell	1991-92	20th	.524
Dikembe Mutombo	1996-97	13th	.527
Dikembe Mutombo	1997-98	6th	.537
Dikembe Mutombo	1999-00	2nd	.567
Josh Childress	2007-08	6th	.571
Al Horford	2009-10	8th	.551
Al Horford	2010-11	5th	.557
Al Horford	2012-13	10th	.543
Al Horford	2014-15	6th	.538
Dwight Howard	2016-17	4th	.633
John Collins	2017-18	7th	.576
John Collins	2018-19	16th	.560
John Collins	2019-20	8th	.583
Clint Capela	2020-21	10th	.594
John Collins	2020-21	18th	.556

NBA STATISTICAL LEADERS, CONT.

REBOUNDING

Bill Bridges	1968-69	8th	14.2
Bill Bridges	1969-70	4th	14.4
Bill Bridges	1970-71	6th	15.0
Walt Bellamy	1972-73	8th	13.0
Dan Roundfield	1978-79	10th	10.8
Dan Roundfield	1982-83	5th	11.4
Moses Malone	1983-89	4th	11.8
Moses Malone	1989-90	8th	10.0
Dominique Wilkins	1990-91	13th	9.0
Kevin Willis	1990-91	16th	8.8
Kevin Willis	1991-92	2nd	15.5
Kevin Willis	1992-93	5th	12.9
Kevin Willis	1993-94	3rd	12.0
Grant Long	1995-96	15th	9.6
Dikembe Mutombo	1996-97	2nd	11.6
Dikembe Mutombo	1997-98	4th	11.4
Dikembe Mutombo	1998-99	3rd	12.2
Dikembe Mutombo	1999-00	1st	14.1
Shareef Abdur-Rahim	2001-02	13th	9.0
Shareef Abdur-Rahim	2002-03	15th	8.4
Zaza Pachulia	2005-06	20th	7.9
Josh Smith	2006-07	14th	8.6
Al Horford	2007-08	13th	9.7
Al Horford	2009-10	10th	9.9
Josh Smith	2009-10	18th	8.7
Al Horford	2010-11	11th	9.3
Josh Smith	2010-11	18th	8.5
Josh Smith	2011-12	112th	9.6
Al Horford	2012-13	8th	10.2
Josh Smith	2012-13	18th	8.4
Paul Millsap	2015-16	116th	9.0
Dwight Howard	2016-17	5th	12.7
John Collins	2018-19	114th	9.8
Clint Capela	2020-21	1st	14.3

FREE THROW PERCENTAGE

Lou Hudson	1969-70	7th	.824
Charlie Criss	1980-81	7th	.864
Glenn Rivers	1988-89	16th	.861
Antoine Carr	1988-89	20th	.855
Anthony Webb	1990-91	17th	.868
John Battle	1990-91	19th	.854
Steve Smith	1996-97	16th	.847

Christian Laettner	1997-98	9th	.864
Steve Smith	1997-98	13th	.855
Steve Smith	1998-99	16th	.849
Jim Jackson	1999-00	7th	.877
Jason Terry	2002-03	6th	.887
Glenn Robinson	2002-03	11th	.876
Tyronn Lue	2006-07	17th	.853
Jeff Teague	2012-13	8th	.881
Jeff Teague	2014-15	19th	.862
Jeff Teague	2019-20	18th	.873
Danilo Gallinari	2020-21	3rd	.925
Trae Young	2020-21	14th	.886

BLOCKED SHOTS

Wayne Rollins	1977-78	3rd	2.73
Wayne Rollins	1978-79	3rd	3.14
Dan Roundfield	1978-79	7th	2.20
Wayne Rollins	1979-80	3rd	2.98
Wayne Rollins	1980-81	2nd	2.93
Wayne Rollins	1981-82	2nd	2.84
Wayne Rollins	1982-83	1st	4.29
Wayne Rollins	1983-84	2nd	3.60
Wayne Rollins	1984-85	5th	2.39
Wayne Rollins	1985-86	8th	2.26
Jon Koncak	1988-89	16th	1.32
Andrew Lang	1994-95	13th	1.66
Dikembe Mutombo	1996-97	2nd	3.30
Dikembe Mutombo	1997-98	2nd	3.38
Dikembe Mutombo	1998-99	4th	2.94
Dikembe Mutombo	1999-00	2nd	3.28
Theo Ratliff	2000-01	1st	3.74
Theo Ratliff	2002-03	1st	3.23
Josh Smith	2004-05	12th	1.95
Josh Smith	2005-06	4th	2.60
Josh Smith	2006-07	2nd	2.88
Josh Smith	2007-08	2nd	2.80
Josh Smith	2008-09	13th	1.61
Josh Smith	2009-10	3rd	2.14
Josh Smith	2010-11	15th	1.56
Josh Smith	2011-12	9th	1.74
Josh Smith	2012-13	18th	1.79
Paul Millsap	2015-16	8th	1.72
Al Horford	2015-16	17th	1.48
Dwight Howard	2016-17	20th	1.24
Clint Capela	2020-21	3rd	2.05

HAWKS OPENING DAY STARTING LINEUPS, CONT.

1992-93	Dominique Wilkins	F	1986-87	Dominique Wilkins	F	1980-81	John Drew	F	1974-75	John Brown	F
	Kevin Willis	F		Kevin Willis	F		Dan Roundfield	F		John Drew	F
	Blair Rasmussen	C		Tree Rollins	C		Steve Hawes	C		Dwight Jones	C
	Travis Mays	G		Glenn Rivers	G		Armond Hill	G		Tom Henderson	G
	Morlon Wiley	G		Randy Wittman	G		Eddie Johnson	G		Dean Meminger	G
1991-92	Dominique Wilkins	F	1985-86	Cliff Levingston	F	1979-80	John Drew	F	1973-74	Lou Hudson	F
	Kevin Willis	F		Kevin Willis	F		Dan Roundfield	F		Jim Washington	F
	Blair Rasmussen	C		Tree Rollins	C		Steve Hawes	C		Walt Bellamy	C
	Stacey Augmon	G		Spud Webb	G		Armond Hill	G		Herm Gilliam	G
	Rumeal Robinson	G		Dominique Wilkins	G		Eddie Johnson	G		Pete Maravich	G
1990-91	Dominique Wilkins	F	1984-85	Dominique Wilkins	F	1978-79	John Drew	F	1972-73	Lou Hudson	F
	Kevin Willis	F		Sly Williams	F		Dan Roundfield	F		Jim Washington	F
	Moses Malone	C		Tree Rollins	C		Steve Hawes	C		Walt Bellamy	C
	Glenn Rivers	G		Eddie Johnson	G		Butch Beard	G		Herm Gilliam	G
	Rumeal Robinson	G		Glenn Rivers	G		Armond Hill	G		Pete Maravich	G
1989-90	Jon Koncak	F	1983-84	Dan Roundfield	F	1977-78	John Brown	F	1971-72	Bill Bridges	F
	Dominique Wilkins	F		Dominique Wilkins	F		John Drew	F		Lou Hudson	F
	Moses Malone	C		Billy Pultz	C		Steve Hawes	C		Walt Bellamy	C
	John Battle	G		Eddie Johnson	G		Ken Charles	G		Herm Gilliam	G
	John Rivers	G		Armond Hill	G		Glenn Rivers	G		Pete Maravich	G
1988-89	Antoine Carr	F	1982-83	Dan Roundfield	F	1976-77	John Drew	F	1970-71	Bill Bridges	F
	Dominique Wilkins	F		Dominique Wilkins	F		Joe C. Meriweather	F		Lou Hudson	F
	Moses Malone	C		Tree Rollins	C		Steve Hawes	C		Walt Bellamy	C
	Glenn Rivers	G		Eddie Johnson	G		Tom Henderson	G		Walt Hazzard	G
	Reggie Theus	G		Rory Sparrow	G		Lou Hudson	G		Pete Maravich	G
1987-88	Dominique Wilkins	F	1981-82	Rudy Macklin	F	1975-76	Connie Hawkins	F	1969-70	Bill Bridges	F
	Kevin Willis	F		Dan Roundfield	F		Lou Hudson	F		Jimmy Davis	F
	Tree Rollins	C		Tree Rollins	C		Dwight Jones	C		Joe Caldwell	C
	Glenn Rivers	G		James McCreary	G		Tom Henderson	G		Walt Hazzard	G
	Randy Wittman	G		Rory Sparrow	G		Tom VanArsdale	G		Lou Hudson	G

HAWKS OPENING DAY STARTING LINEUPS

2020-21	DeAndre Hunter	F	2013-14	DeMarre Carroll	F	2006-07	Josh Smith	F	1999-00	Roshown McLeod	F
	Danilo Gallinari	F		Paul Millsap	F		Shelden Williams	F		Alan Henderson	F
	John Collins	C		Al Horford	C		Zaza Pachulia	C		Dikembe Mutombo	C
	Cam Reddish	G		Kyle Korver	G		Joe Johnson	G		Jim Jackson	G
	Trae Young	G		Jeff Teague	G		Speedy Claxton	G		Bimbo Coles	G
2019-20	DeAndre Hunter	F	2012-13	Kyle Korver	F	2005-06	Al Harrington	F	1998-99	LaPhonso Ellis	F
	John Collins	C		Josh Smith	F		Josh Smith	F		Alan Henderson	F
	Alex Len	C		Al Horford	C		Zaza Pachulia	C		Dikembe Mutombo	C
	Cam Reddish	G		Devin Harris	G		Josh Childress	G		Steve Smith	G
	Trae Young	G		Jeff Teague	G		Joe Johnson	G		Mookie Blaylock	G
2018-19	Vince Carter	F	2011-12	Marvin Williams	F	2004-05	Al Harrington	F	1997-98	Tyrone Corbin	F
	Taurean Prince	C		Josh Smith	F		Antoine Walker	F		Christian Laettner	F
	Alex Len	C		Al Horford	C		Jason Collier	C		Dikembe Mutombo	C
	Kent Bazemore	G		Joe Johnson	G		Boris Diaw	G		Steve Smith	G
	Trae Young	G		Jeff Teague	G		Kenny Anderson	G		Mookie Blaylock	G
2017-18	Taurean Prince	F	2010-11	Marvin Williams	F	2003-04	Stephen Jackson	F	1996-97	Tyrone Corbin	F
	Ersan Ilyasova	F		Josh Smith	F		Shareef Abdur-Rahim	F		Christian Laettner	F
	Dewayne Dedmon	C		Al Horford	C		Theo Ratliff	C		Dikembe Mutombo	C
	Kent Bazemore	G		Joe Johnson	G		Dion Glover	G		Steve Smith	G
	Dennis Schröder	G		Mike Bibby	G		Jason Terry	G		Mookie Blaylock	G
2016-17	Kent Bazemore	F	2009-10	Marvin Williams	F	2002-03	Glenn Robinson	F	1995-96	Ken Norman	F
	Paul Millsap	F		Josh Smith	F		Alan Henderson	F		Grant Long	F
	Dwight Howard	C		Al Horford	C		Theo Ratliff	C		Andrew Lang	C
	Kyle Korver	G		Joe Johnson	G		Ira Newble	G		Steve Smith	G
	Dennis Schröder	G		Mike Bibby	G		Jason Terry	G		Mookie Blaylock	G
2015-16	Kent Bazemore	F	2008-09	Maurice Evans	F	2001-02	Shareef Abdur-Rahim	F	1994-95	Ken Norman	F
	Paul Millsap	F		Josh Smith	F		Dion Glover	F		Kevin Willis	F
	Al Horford	C		Al Horford	C		Theo Ratliff	C		Andrew Lang	C
	Kyle Korver	G		Joe Johnson	G		Emanual Davis	G		Stacey Augmon	G
	Jeff Teague	G		Mike Bibby	G		Jason Terry	G		Mookie Blaylock	G
2014-15	DeMarre Carroll	F	2007-08	Marvin Williams	F	2000-01	Roshown McLeod	F	1993-94	Dominique Wilkins	F
	Paul Millsap	F		Josh Smith	F		Hanno Mottola	F		Kevin Willis	F
	Al Horford	C		Al Horford	C		Alan Henderson	C		Jon Koncak	C
	Kyle Korver	G		Joe Johnson	G		Jim Jackson	G		Stacey Augmon	G
	Jeff Teague	G		Anthony Johnson	G		Jason Terry	G		Mookie Blaylock	G

HAWKS SUNDRY RECORDS

BIGGEST WIN	46	Hawks 126, Sacramento 80, November 15, 1917
BIGGEST LOSS	49	LA Clippers 150, Hawks 101, November 16, 2019
MOST WON	60	2014-15
MOST LOST	69	2004-05
HIGHEST WIN PERCENTAGE	.732	2014-15
LOWEST WIN PERCENTAGE	.159	2004-05 (13-69)
MOST HOME VICTORIES	36	1993-94, 1996-97
MOST HOME DEFEATS	32	2004-05
MOST ROAD VICTORIES	25	2014-15
MOST ROAD DEFEATS	37	2004-05
LONGEST WINNING STREAK	19	December 27, 2014 to January 31, 2015
LONGEST LOSING STREAK (Start of season)	11	October 31, 1997 to November 18, 1998
LONGEST LOSING STREAK (Start of season)	16	March 11, 1976 to April 9, 1976
LONGEST LOSING STREAK (regulation)	7	October 31, 2000 to November 14, 2000
LONGEST HOME WINNING STREAK	22	December 8, 1990 to March 7, 1991
LONGEST HOME LOSING STREAK	11	February 15, 2005 to April 5, 2005
LONGEST ROAD WINNING STREAK	12	December 17, 2014 to January 17, 2015
LONGEST ROAD LOSING STREAK	29	January 28, 1976 to November 26, 1976
MOST HAWKS POINTS IN LOSING GAME	161	Chicago 168, Hawks 161, 4OT, March 1, 2019
MOST OPPONENTS POINTS IN LOSING GAME	133	Baltimore 138, Hawks 133, December 17, 1969
MOST PLAYERS SCORING 1000 POINTS	139	Hawks 142, New York 139 (4 OT), January 29, 2017
	5	1969-70 (Hudson 2031, Caldwell 1727, Hazzard 1253, Bridges 1217, Davis 1116)

ATLANTA HAWKS

HAWKS SUNDRY RECORDS, CONT.

BIGGEST HAWKS WINS:

46	Hawks 126, Sacramento 80 (11-15-17)
44	Hawks 141, Detroit 97 (2-7-94)
42	Hawks 135, Philadelphia 93 (4-15-89)
41	Hawks 139, Phoenix 98 (3-10-71)
39	Hawks 138, Philadelphia 99 (3-3-69)
39	Hawks 130, Milwaukee 91 (1-15-87)
39	Hawks 133, Charlotte 94 (1-4-94)
39	Hawks 148, Orlando 109 (11-11-89)
49	LA Clippers 150, Hawks 101 (11-16-19)
47	Houston 158, Hawks 111 (11-30-19)
47	Philadelphia 132, Hawks 85 (12-8-82)
46	L.A. Lakers 113, Hawks 67 (1-9-04)
45	Denver 138, Hawks 93 (11-15-18)
44	Philadelphia 127, Hawks 83 (4-28-21)
44	Toronto 128, Hawks 84 (12-3-16)
44	Phoenix 118, Hawks 74 (3-30-00)
44	L.A. Lakers 134, Hawks 90 (1-7-72)

BIGGEST HAWKS LOSSES:

HAWKS — THE LAST TIME. . .

A HAWK	AN OPPONENT	
SCORED 30-39 POINTS	Young (33) v/Was, 5/12/21	Westbrook (34), Was, 5/12/21
SCORED 40-49 POINTS	Young (42) v/Chi, 4/9/21	Randle (40), NYK, 4/21/21
SCORED 50+ POINTS	Young (50) v/Mia, 2/20/20	LaVine (50), Chi, 4/9/21
HAD 15-19 REBOUNDS	Okongwu (15) v/Hou, 5/16/21	Baynes (15), Tor, 3/11/21
HAD 20-24 REBOUNDS	Capela (22) v/Was, 5/10/21	Capela (22), Hou, 1/8/20
HAD 25-29 REBOUNDS	Capela (26) v/Det, 1/20/21	Whiteside (25), Mia, 11/15/16
HAD 30+ REBOUNDS	Willis (33) v/Was, 2/19/92	Nater (33), Mil, 12/19/76
HAD 20+ ASSISTISTS	Blaylock (23) v/Uta, 3/6/93	Westbrook (21), Was, 5/12/21
HAD 5+ STEALS	Huerter (5) v/Mia, 4/23/21	Drummond (5), Det, 1/18/20
HAD 10+ BLOCKED SHOTS	Capela (10) at Min, 1/22/21	Clark (12), Tor, 3/23/01
MADE 15-19 FGs	Young (15) v/Chi, 4/9/21	LaVine (18), Chi, 4/9/21
MADE 20+ FIELD GOALS	Abdur-Rahim (21) v/Det, 11/23/01	Iverson (20), Phi, 11/29/03
MADE 15-19 FTs	Young (16) at Was, 1/26/21	LaVine (18), Chi, 4/9/21
MADE 20+ FREE THROWS	Do. Wilkins (20) @NYK, 3/2/93	Wade (20), Mia, 12/19/07
HAD A TRIPLE-DOUBLE	Capela at Min, 1/22/21	Doncic, Dal, 2/10/21
HAD A 20-20 (PTS/REBS)	Capela (25 pts/22 rebs) 4/21/21 at NYK	Capela (22 pts/22 rebs) 1/8/20 (Hou)
HAD A 30-20 (PTS/REBS)	Willis (35 pts/25 rebs) 4/13/93 vs. Cle	Nater (30 pts/33 rebs) 12/19/76 (Mil)
HAD A 20-30 (PTS/REBS)	Willis (20 pts/33 rebs) 2/19/92 v/Was	Nater (30 pts/33 rebs) 12/19/76 (Mil)
FOUR-POINT PLAY	Snell v/Mem, 4/7/21	Anthony, Por, 5/3/21
TEAM		
SCORED 120-129 POINTS	v/Hou (124), 5/16/21	Was (124), 5/10/21
SCORED 130-139 POINTS	v/Pho (135), 5/5/21	Ind (133), 5/6/21
SCORED 140-149 POINTS	v/Bkn (141), 12/30/20	Bkn (145), 12/30/20
SCORED 150+ POINTS	v/Was (152), 1/26/20	Hou (158), 11/30/19
SHOT 60% FIELD GOALS	v/Pho (.631), 5/5/21	Ind (.621), 5/6/21
WON BY 20-29 POINTS	v/Hou (29, 124-95), 5/16/21	Den (24, 126-102), 3/28/21
WON BY 30-39 POINTS	v/Pho (32, 135-103), 5/5/21	Mem (39, 127-88), 3/2/20
WON BY 40+ POINTS	v/Sac (46, 126-80), 11/15/17	Phi (44, 127-83), 4/28/21
HAWKS		
WON FIVE STRAIGHT	3/2/21 - 3/20/21 (8)	
WON 10 STRAIGHT	12/27/14 - 1/31/15 (19)	
WON 5 STRAIGHT AT HOME	4/18/21 - 5/13/21 (11)	
WON 10 STRAIGHT AT HOME	4/18/21 - 5/13/21 (11)	
WON 15 STRAIGHT AT HOME	11/12/96 - 2/12/97 (20)	
WON 20 STRAIGHT AT HOME	11/12/96 - 2/12/97 (20)	
WON 5 STRAIGHT ON THE ROAD	3/2/21 - 3/20/21 (5)	
WON 10 STRAIGHT ON THE ROAD	12/17/14 - 1/17/15 (12)	
LOST 5 STRAIGHT ON THE ROAD	4/21/21 - 5/6/21 (5)	
LOST 10 STRAIGHT ON THE ROAD	12/6/17 - 1/8/18 (10)	



HISTORY



15 CLINT
CAPELA

YEARLY W - L RECORDS

TRI-CITIES BLACKHAWKS (54-78)

Year	Coach	Season		Finish	Playoffs	
		W	L		W	L
1949-50	Roger Potter (1-6) Arnold "Red" Auerbach (28-29)	29	35	3rd	1	2
1950-51	Dave McMillan (9-14) John Logan (2-1) Marko Todorovich (14-28)	25	43	5th	—	—

MILWAUKEE HAWKS (91-190)

1951-52	Doxie Moore	17	49	5th	—	—
1952-53	Andrew Levane	27	44	5th	—	—
1953-54	Andrew Levane (11-35) William "Red" Holzman (10-16)	21	51	4th	—	—
1954-55	William "Red" Holzman	26	46	4th	—	—

ST. LOUIS HAWKS (553-452)

1955-56	William "Red" Holzman	33	39	3rd	4	4
1956-57	William "Red" Holzman (14-19) Slater Martin (5-3) Alex Hannum (15-16)	34	38	1st	8	4
1957-58	Alex Hannum	41	31	1st	8	3
1958-59	Andy Phillip (6-4) Ed Macauley (43-19)	49	23	1st	2	4
1959-60	Ed Macauley	46	29	1st	7	7
1960-61	Paul Seymour	51	28	1st	5	7
1961-62	Paul Seymour (5-9) Andrew Levane (20-40) Bob Pettit (4-2)	29	51	4th	—	—
1962-63	Harry Gallatin	48	32	2nd	6	5
1963-64	Harry Gallatin	46	34	2nd	7	5
1964-65	Harry Gallatin (17-16) Richie Guerin (28-19)	45	35	2nd	1	3
1965-66	Richie Guerin	36	44	3rd	6	4
1966-67	Richie Guerin	39	42	2nd	5	4
1967-68	Richie Guerin	56	26	1st	2	4

ATLANTA HAWKS (2109-2164)

1968-69	Richie Guerin	48	34	2nd	5	6
1969-70	Richie Guerin	48	34	1st	4	5
1970-71	Richie Guerin	36	46	2nd	1	4
1971-72	Richie Guerin	36	46	2nd	2	4
1972-73	Cotton Fitzsimmons	46	36	2nd	2	4
1973-74	Cotton Fitzsimmons	35	47	2nd	—	—
1974-75	Cotton Fitzsimmons	31	51	4th	—	—
1975-76	Cotton Fitzsimmons (28-46)/Gene Tormohlen (1-7)	29	53	5th	—	—
1976-77	Hubie Brown	31	51	6th	—	—
1977-78	Hubie Brown	41	41	4th	0	2
1978-79	Hubie Brown	46	36	3rd	5	4
1979-80	Hubie Brown	50	32	1st	1	4
1980-81	Hubie Brown (31-48) Michael Fratello/Brendan Suhr (0-3)	31	51	4th	—	—
1981-82	Kevin Loughery	42	40	2nd	0	2
1982-83	Kevin Loughery	43	39	2nd	1	2
1983-84	Michael Fratello	40	42	3rd	2	3
1984-85	Michael Fratello	34	48	5th	—	—
1985-86	Michael Fratello	50	32	2nd	4	5
1986-87	Michael Fratello	57	25	1st	4	5
1987-88	Michael Fratello	50	32	3rd	6	6
1988-89	Michael Fratello	52	30	3rd	2	3
1989-90	Michael Fratello	41	41	6th	—	—
1990-91	Bob Weiss	43	39	4th	2	3
1991-92	Bob Weiss	38	44	5th	—	—
1992-93	Bob Weiss	43	39	4th	0	3
1993-94	Lenny Wilkens	57	25	1st	5	6
1994-95	Lenny Wilkens	42	40	5th	0	3
1995-96	Lenny Wilkens	46	36	4th	4	4
1996-97	Lenny Wilkens	56	26	2nd	4	6

YEARLY W - L RECORDS, CONT.

ATLANTA HAWKS (2109-2164), CONT.

Year	Coach	Season		Finish	Playoffs	
		W	L		W	L
1997-98	Lenny Wilkens	50	32	4th	1	3
1998-99	Lenny Wilkens	31	19	2nd	3	6
1999-00	Lenny Wilkens	28	54	7th	—	—
2000-01	Lon Kruger	25	57	7th	—	—
2001-02	Lon Kruger	33	49	6th	—	—
2002-03	Lon Kruger (11-16)/Terry Stotts (24-31)	35	47	5th	—	—
2003-04	Terry Stotts	28	54	7th	—	—
2004-05	Mike Woodson	13	69	5th	—	—
2005-06	Mike Woodson	26	56	4th	—	—
2006-07	Mike Woodson	30	52	5th	—	—
2007-08	Mike Woodson	37	45	3rd	3	4
2008-09	Mike Woodson	47	35	2nd	4	7
2009-10	Mike Woodson	53	29	2nd	4	7
2010-11	Larry Drew	44	38	3rd	6	6
2011-12	Larry Drew	40	26	2nd	2	4
2012-13	Larry Drew	44	38	2nd	2	4
2013-14	Mike Budenholzer	38	44	4th	3	4
2014-15	Mike Budenholzer	60	22	1st	8	8
2015-16	Mike Budenholzer	48	34	2nd	4	6
2016-17	Mike Budenholzer	43	39	2nd	2	4
2017-18	Mike Budenholzer	24	58	5th	—	—
2018-19	Lloyd Pierce	29	53	5th	—	—
2019-20	Lloyd Pierce	20	47	5th	—	—
2020-21	Lloyd Pierce (14-20)/Nate McMillan (27-11)	41	31	1st	10	8

COACHING RECORDS

Name	REGULAR SEASON			PLAYOFFS		
	W	L	Pct.	W	L	Pct.
Richie Guerin	327	291	.529	26	34	.433
Michael Fratello	324	250	.564	18	22	.450
Lenny Wilkens	310	232	.572	17	30	.362
Mike Budenholzer	213	197	.520	17	22	.436
Mike Woodson	206	286	.419	11	18	.379
Hubie Brown	199	208	.489	6	10	.375
Cotton Fitzsimmons	140	180	.438	2	4	.333
Larry Drew	128	102	.557	10	14	.417
Bob Weiss	124	122	.504	2	6	.250
Harry Gallatin	111	82	.575	13	10	.565
Ed Macauley	89	48	.650	9	11	.450
Kevin Loughery	85	79	.518	1	4	.200
William "Red" Holzman	83	120	.409	4	4	.500
Lon Kruger	69	122	.361	—	—	—
Lloyd Pierce	63	120	.344	—	—	—
Andrew Levane	58	119	.328	—	—	—
Paul Seymour	56	37	.602	5	7	.417
Alex Hannum	56	47	.544	16	7	.696
Terry Stotts	52	85	.380	—	—	—
Arnold "Red" Auerbach	28	29	.491	1	2	.333
Nate McMillan	27	11	.711	10	8	.556
Doxie Moore	17	49	.258	—	—	—
Marko Todorovich	14	28	.333	—	—	—
Dave McMillan	9	14	.391	—	—	—
Andy Phillip	6	4	.600	—	—	—
Slater Martin	5	3	.625	—	—	—
Bob Pettit	4	2	.667	—	—	—
John Logan	2	1	.667	—	—	—
Roger Potter	1	6	.143	—	—	—
Gene Tormohlen	1	7	.125	—	—	—
Michael Fratello/Brendan Suhr	0	3	.000	—	—	—

YEARLY RESULTS: 1968 - 69

48-34 OVERALL (28-12 at home, 18-21 on the road, 2-1 at neutral site)



SEASON STATS

	G	Min	FGM	FGA	Pct	FTM	FTA	Pct	Reb	Asst	PF	DQ	Pts	Avg
Hudson	81	2869	716	1455	.492	338	435	.777	533	216	248	0	1770	21.9
Beatty	72	2578	588	1251	.470	370	506	.731	798	131	272	7	1546	21.5
Caldwell	81	2720	561	1106	.507	159	296	.537	303	320	231	1	1281	15.8
Bridges	80	2930	351	775	.453	239	353	.677	1132	298	290	3	941	11.8
Ohl	76	1995	385	901	.427	147	208	.707	170	221	232	5	917	12.1
Hazzard	80	2420	345	869	.397	208	294	.707	266	474	264	6	898	11.2
Davis	78	1367	265	568	.467	154	231	.667	529	97	239	6	684	8.8
Silas	79	1853	241	575	.419	204	333	.613	745	140	166	0	686	8.7
Guerin	27	472	47	111	.423	57	74	.770	59	99	66	0	151	5.6
Harlicka	26	218	41	90	.456	24	31	.774	16	37	29	0	106	4.1
Hamilton	25	141	37	67	.552	2	5	.400	29	8	19	0	76	3.0
Lehmann	11	138	26	67	.388	8	12	.667	9	27	18	0	60	5.5
Waller	11	29	2	9	.222	3	7	.429	10	1	8	0	7	0.6

RESULTS

(1) at Columbia, SC (2) at Baltimore, MD (3) at Cleveland, OH

(#, overtime; #2, double OT; #3, three OT; #4, four OT)

Date	Opponent	W/L	Atl.	Opp.	Record
10/16	CINCINNATI	L	110	125	0-1
10/19	MILWAUKEE	W	125	107	1-1
10/23	CHICAGO	W	106	91	2-1
10/25	at Seattle	L	112	123	2-2
10/27	at Phoenix	W	123	100	3-2
10/29	at Los Angeles	L	124	125	3-3
10/30	at San Diego	L	116	127	3-4
11/1	SAN FRAN.	W	109	105	4-4
11/3	BOSTON	L	103	123	4-5
11/6	at Baltimore	L	119	140	4-6
11/8	SAN DIEGO	W	114	101	5-6
11/9	SAN FRAN.	W	113	106	6-6
11/12	at San Francisco	L	108	123	6-7
11/13	at Seattle	W	142	113	7-7
11/15	PHILADELPHIA	L	115	116	7-8
11/16	at Cincinnati	L	125	130	7-9
11/19	at Milwaukee	L	98	119	7-10
11/20	NEW YORK	W	111	106	8-10
11/21	at Detroit	W	129	121	9-10
11/23	at Chicago	W	114	96	10-10
11/24	BALTIMORE	L	111	118	10-11
11/26	at Baltimore	L	99	102	10-12
11/27	CINCINNATI	W	94	91	11-12
11/30	at Cincinnati	W	126	109	12-12
12/3	at New York	L	93	126	12-13
12/4	NEW YORK	L	113	121	12-14
12/6	LOS ANGELES	L	94	99	12-15
12/8	at Phoenix	W	121	99	13-15
12/10	at San Francisco	W	111	100	14-15
12/12	at Seattle	W	93	91	15-15
12/13	at Los Angeles	W	105	103	16-15
12/14	at Chicago	W	87	83	17-15
12/18	MILWAUKEE	W	122	116	18-15
12/21	DETROIT	W	120	110	19-15
12/26	SEATTLE	W	126	96	20-15
12/28	BOSTON	W	110	97	21-15
12/29	BALTIMORE	W	101	99	22-15
1/2	at Chicago	W	106	88	23-15
1/3	DETROIT	W	128	106	24-15
1/4	LOS ANGELES	L	111	121	24-16
1/5	PHOENIX	W	97	96	25-16

Date	Opponent	W/L	Atl.	Opp.	Record
1/8	at Philadelphia	L	111	112	25-17
1/10	DETROIT	W	104	101	26-17
1/11	LOS ANGELES	W	104	100	27-17
ALL-STAR BREAK					
1/16	(1) PHOENIX	W	112	107	28-17
1/17	PHOENIX	W	112	107	29-17
1/19	NEW YORK	W	100	96	30-17
1/21	at San Diego	L	113	124	30-18
1/22	at Phoenix	W	125	107	31-18
1/24	LOS ANGELES	W	110	106	32-18
1/25	at Baltimore	W	112	109	33-18
1/26	PHILADELPHIA	L	115	119	33-19
1/28	at Boston	L	96	108	33-20
1/29	at Philadelphia	L	96	119	33-21
1/31	SEATTLE	L	112	119	33-22
2/1	DETROIT	W	119	99	34-22
2/2	SAN DIEGO	W	115	103	35-22
2/4	at New York	W	97	122	35-23
2/7	at Boston	L	109	107	36-23
2/8	CHICAGO	W	106	97	37-23
2/9	BALTIMORE	L	101	102	37-24
2/11	SAN FRANCISCO	L	87	92	37-25
2/12	at Milwaukee	W	113	106	38-25
2/14	(#) BOSTON	W	104	101	39-25
2/16	SAN FRANCISCO	L	106	113	39-26
2/17	(2) MILWAUKEE	L	111	123	39-27
2/18	(3) at Cincinnati	W	124	123	40-27
2/20	at Detroit	W	97	87	41-27
2/23	SAN DIEGO	W	124	92	42-27
2/25	at New York	L	101	122	42-28
2/28	at Boston	L	120	122	42-29
3/3	MILWAUKEE	W	112	106	43-29
3/8	PHILADELPHIA	W	138	99	44-29
3/9	CINCINNATI	W	134	107	45-29
3/11	at Chicago	L	90	102	45-30
3/12	CHICAGO	W	109	90	46-30
3/15	at Philadelphia	L	120	122	46-31
3/16	(#) SEATTLE	W	131	127	47-31
3/18	at San Francisco	W	128	115	48-31
3/20	SAN DIEGO	L	97	115	48-32
3/21	at Los Angeles	L	103	116	48-33
3/23	at San Diego	L	121	128	48-34

ATLANTA
Most points: 142 at Seattle (11/13)
Least points: 87 (two times)

OPPONENT
Most points: 140 (Baltimore, 11/6)
Least points: 83 (Chicago, 12/14)

YEARLY RESULTS: 1969 - 70

48-34 OVERALL (25-13 at home, 18-16 on the road, 5-5 at neutral site)



SEASON STATS

	G	Min	FGM	FGA	Pct	FTM	FTA	Pct	Reb	Asst	PF	DQ	Pts	Avg
Hudson	80	3091	830	1564	.531	371	450	.824	373	276	225	1	2031	25.4
Caldwell	82	2857	674	1329	.507	379	551	.688	407	287	255	3	1727	21.1
Bellamy	23	855	141	287	.491	75	124	.605	310	88	97	2	357	15.5
Hazzard	82	2757	493	1056	.467	267	330	.809	329	561	264	3	1253	15.3
Bridges	82	3269	443	932	.475	331	451	.734	1181	345	292	6	1217	14.8
Davis	82	2623	438	943	.464	240	318	.755	796	238	335	5	1116	13.6
Gregor	81	1603	286	661	.433	88	113	.779	397	63	159	5	660	8.1
Beard	72	941	183	392	.467	135	163	.828	140	121	124	0	501	7.0
Ohl	66	984	176	372	.473	58	72	.806	71	98	113	1	410	6.2
Newmark	64	612	127	296	.429	59	77	.766	174	42	128	3	313	4.9
O'Malley	24	113	21	60	.350	8	19	.421	26	10	12	0	50	2.1
Tormohlen	2	11	2	4	.500	0	0	.000	4	1	3	0	4	2.0
Guerin	8	64	3	11	.273	1	1	1.000	2	12	9	0	7	0.9

RESULTS

(#, overtime; #2, double OT; #3, three OT; #4, four OT)

(1) at Auburn, AL (2) at Albuquerque, NM (3) at St. Louis, MO (4) at Salt Lake City, UT (5) at Kansas City, KS

(6) at Cleveland, OH (7) at Memphis, TN (8) at Columbia, SC (9) at Greenville, SC

Date	Opponent	W/L	Atl.	Opp.	Record
10/15	SEATTLE	W	124	119	1-0
10/18	PHOENIX	W	121	116	2-0
10/22	SAN FRANCISCO	L	93	94	2-1
10/24	at Boston	W	122	110	3-1
10/25	DETROIT	L	104	125	3-2
10/28	at New York	L	104	128	3-3
10/29	SAN DIEGO	W	117	114	4-3
11/1	(#) at Baltimore	W	140	137	5-3
11/2	SEATTLE	W	125	113	6-3
11/5	BOSTON	W	128	121	7-3
11/6	(#) at Chicago	W	142	137	8-3
11/8	SAN FRANCISCO	W	106	93	9-3
11/10	(1) CHICAGO	W	133	132	10-3
11/11	PHILADELPHIA	W	124	107	11-3
11/14	at San Francisco	W	120	109	12-3
11/15	at San Diego	L	118	133	12-4
11/16	(2) at Phoenix	L	118	139	12-5
11/19	at Seattle	W	137	116	13-5
11/21	at Detroit	W	118	106	14-5
11/22	PHILADELPHIA	L	116	132	14-6
11/25	(3) MILWAUKEE	L	115	130	14-7
11/26	NEW YORK	L	103	138	14-8
11/28	at Boston	W	130	105	15-8
11/29	CINCINNATI	W	128	111	16-8
12/4	SEATTLE	W	119	111	17-8
12/5	at Cincinnati	L	127	156	17-9
12/7	at Los Angeles	W	104	103	18-9
12/9	(4) SAN FRANCISCO	W	117	115	19-9
12/10	at San Diego	L	107	126	19-10
12/12	LOS ANGELES	W	121	107	20-10
12/13	MILWAUKEE	L	100	121	20-11
12/16	(#) at New York	W	125	124	21-11
12/17	BALTIMORE	L	133	138	21-12
12/18	(5) at Chicago	L	112	114	21-13
12/20	BOSTON	W	122	106	22-13
12/21	CHICAGO	W	118	111	23-13
12/26	(6) at Cincinnati	L	110	130	23-14
12/27	PHILADELPHIA	W	112	107	24-14
12/29	SAN DIEGO	W	122	118	25-14
12/31	BALTIMORE	W	122	111	26-14

Date	Opponent	W/L	Atl.	Opp.	Record
1/2	at Philadelphia	L	117	121	26-15
1/3	CINCINNATI	L	102	104	26-16
1/4	at Milwaukee	W	126	125	27-16
1/6	SEATTLE	W	101	97	28-16
1/7	at Boston	W	112	106	29-16
1/9	LOS ANGELES	L	112	127	29-17
1/10	at Baltimore	L	109	130	29-18
1/12	(7) DETROIT	L	100	113	29-19
1/13	at Philadelphia	L	105	136	29-20
1/14	SAN FRANCISCO	L	101	103	29-21
1/16	(8) CINCINNATI	W	117	100	30-21
1/18	CHICAGO	W	125	107	31-21
ALL-STAR BREAK					
1/25	MILWAUKEE	L	116	131	31-22
1/26	at San Francisco	W	131	104	32-22
1/28	at Seattle	L	119	120	32-23
1/29	at Phoenix	L	102	111	32-24
1/30	at Los Angeles	L	87	102	32-25
2/1	BALTIMORE	L	124	133	32-26
2/2	(9) DETROIT	W	125	121	33-26

YEARLY RESULTS: 1970 - 71



36-46 OVERALL (21-20 at home, 14-26 on the road, 1-0 at neutral site)

SEASON STATS

	G	Min	FGM	FGA	Pct	FTM	FTA	Pct	Reb	Asst	PF	DQ	Pts	Avg
Hudson	76	3113	829	1713	.484	381	502	.759	386	257	186	0	2039	26.8
Maravich	81	2926	738	1613	.458	404	505	.800	298	355	238	1	1880	23.2
Hazzard	82	2877	517	1126	.459	315	415	.759	300	514	276	2	1349	16.5
Bellamy	82	2908	433	879	.493	336	556	.604	1060	230	271	4	1202	14.7
Bridges	82	3140	382	834	.458	211	330	.639	1233	240	317	7	975	11.9
Chambers	65	1168	237	526	.451	106	134	.791	245	61	119	0	580	8.9
Davis	82	1864	241	503	.479	195	288	.677	546	108	253	5	677	8.3
Chappell	42	451	71	161	.441	60	74	.811	133	16	63	2	202	4.8
Valley	51	430	73	204	.358	45	59	.763	34	47	50	0	191	3.7
Christian	54	524	55	127	.433	40	64	.625	177	30	118	0	150	2.8
White	38	315	34	84	.405	22	39	.564	48	47	62	2	90	2.4
Riley	7	39	4	9	.444	5	9	.556	12	1	5	0	13	1.9

RESULTS

(#, overtime; #2, double OT; #3, three OT; #4, four OT)

(1) at College Park, MD

Date	Opponent	W/L	Atl.	Opp.	Record
10/17	MILWAUKEE	L	98	107	0-1
10/21	SAN FRANCISCO	W	102	100	1-1
10/22	at Detroit	L	101	120	1-2
10/24	BOSTON	L	109	113	1-3
10/26	at Cincinnati	L	107	126	1-4
10/31	SAN DIEGO	L	117	121	1-5
11/1	at Cleveland	W	131	107	2-5
11/4	DETROIT	L	105	117	2-6
11/6	at Philadelphia	L	112	118	2-7
11/7	PHOENIX	L	100	107	2-8
11/10	PHILADELPHIA	W	109	104	3-8
11/11	at Buffalo	L	118	134	3-9
11/13	at Boston	W	116	114	4-9
11/14	CHICAGO	L	116	120	4-10
11/17	at Los Angeles	L	105	116	4-11
11/18	at Portland	L	131	146	4-12
11/21	BALTIMORE	W	130	103	5-12
11/22	PHILADELPHIA	W	125	115	6-12
11/24	at New York	L	119	128	6-13
11/25	NEW YORK	L	111	114	6-14
11/27	at San Diego	L	127	128	6-15
11/29	at Seattle	L	107	130	6-16
12/1	at San Francisco	L	106	113	6-17
12/2	at Phoenix	L	112	126	6-18
12/5	SEATTLE	W	106	100	7-18
12/8	at Milwaukee	L	104	125	7-19
12/9	at Cincinnati	L	106	118	7-20
12/11	at Chicago	L	86	87	7-21
12/12	PORTLAND	W	107	101	8-21
12/13	BUFFALO	W	110	91	9-21
12/16	SAN DIEGO	W	128	117	10-21
12/18	(1) at Baltimore	W	116	112	11-21
12/19	LOS ANGELES	L	104	116	11-22
12/22	at Los Angeles	W	119	115	12-22
12/23	at San Diego	L	102	133	12-23
12/25	at Phoenix	L	115	127	12-24
12/26	CINCINNATI	L	118	130	12-25
12/28	SAN FRANCISCO	L	104	115	12-26
12/29	at Detroit	L	97	99	12-27
12/31	CLEVELAND	W	119	85	13-27

Date	Opponent	W/L	Atl.	Opp.	Record
1/2	at New York	W	112	108	14-27
1/3	BOSTON	L	128	140	14-28
1/5	DETROIT	L	90	98	14-29
1/7	BALTIMORE	L	102	110	14-30
1/8	at Baltimore	L	104	115	14-31
1/10	PHOENIX	L	105	116	14-32
ALL-STAR BREAK					
1/15	at Boston	L	123	134	14-33
1/16	LOS ANGELES	W	127	123	15-33
1/18	at Buffalo	W	123	113	16-33
1/20	SEATTLE	L	108	112	16-34
1/22	at Milwaukee	W	117	110	17-34
1/24	MILWAUKEE	L	120	142	17-35
1/26	at Philadelphia	L	122	129	18-35
1/27	NEW YORK	L	108	116	17-37
1/29	CLEVELAND	W	119	111	18-37
1/31	SAN DIEGO	W	131	120	19-37
2/2	at San Francisco	L	99	101	19-38
2/4	at Portland	L	123	137	19-39
2/5	(#) at Seattle	W	121	120	20-39
2/7	CINCINNATI	W	121	118	21-39
2/9	at New York	W	114	109	22-39
2/10	BOSTON	W	114	102	23-39
2/12	NEW YORK	W	125	116	24-39
2/14	MILWAUKEE	L	88	124	24-40
2/16	at Chicago	L	102	118	24-41
2/20	at Baltimore	W	122	115	25-41
2/21	BALTIMORE	L	119	121	25-42
2/24	PORTLAND	W	118	107	26-42
2/26	(#) at Boston	L	129	137	26-43
2/27	BUFFALO	W	134	117	27-43
2/28	DETROIT	L	105	106	27-44
3/2	at Seattle	W	128	116	28-44
3/3	at San Francisco	W	109	105	29-44
3/5	at Los Angeles	W	105	104	30-44
3/7	CINCINNATI	W	122	112	31-44
3/10	PHOENIX	W	139	98	32-44
3/12	at Cleveland	W	119	107	33-44
3/13	at Cincinnati	L	127	136	33-45
3/14	PHILADELPHIA	W	108	101	34-45
3/16	at Philadelphia	W	130	125	35-45
3/19	(#) CHICAGO	W	112	111	36-45
3/20	at Chicago	L	121	138	36-46

ATLANTA
Most points: 139 vs. Phoenix (3/10)
Least points: 86 at Chicago (12/11)

OPPONENT
Most points: 146 (Portland, 11/18)
Least points: 85 (Cleveland, 12/31)

YEARLY RESULTS: 1971 - 72



36-46 OVERALL (22-19 at home, 13-26 on the road, 1-1 at neutral site)

SEASON STATS

	G	Min	FGM	FGA	Pct	FTM	FTA	Pct	Reb	Asst	PF	DQ	Pts	Avg
Hudson	77	3042	775	1540	.503	349	430	.812	385	309	225	0	1899	24.7
Maravich	66	2302	460	1077	.427	355	438	.811	256	393	207	0	1275	19.3
Bellamy	82	3187	593	1089	.545	340	581	.585	1049	262	255	2	1526	18.6
Washington	67	2416	325	729	.446	201	256	.785	601	121	217	0	851	12.7
Adams	70	2030	307	779	.394	204	273	.747	494	137	259	5	818	11.7
Gilliam	82	2337	345	774	.446	145	173	.838	335	377	232	3	835	10.2
Bridges	14	546	51	134	.381	31	44	.705	190	40	50	1	133	9.5
May	75	1285	234	476	.492	126	164	.768	217	55	133	0	594	7.9
Williams	10	127	23	53	.434	21	29	.724	4	20	18	0	67	6.7
Trapp	60	890	144	388	.371	105	139	.755	183	51	144	2	393	6.6
Valley	9	110	20	43	.465	13	20	.650	11	9	13	0	53	5.9
Payne	29	227	45	103	.437	29	46	.630	69	15	40	0	119	4.1
Halliburton	37	288	61	133	.459	25	30	.833	37	20	50	1	147	4.0
Siegfried	21	335	25	77	.325	20	23	.870	32	52	32	0	70	3.3
Christian	56	485	66	142	.465	44	61	.721	181	28	77	0	176	3.1
Davis	11	119	8	33	.242	10	18	.556	36	8	14	0	26	2.4

RESULTS

(#, overtime; #2, double OT; #3, three OT; #4, four OT)

(1) at San Diego, CA, (2) at Hershey, PA

Date	Opponent	W/L	Atl.	Opp.	Record
10/12	at Cincinnati	L	113	127	0-1
10/16	PHILADELPHIA	L	102	104	0-2
10/20	LOS ANGELES	L	104	126	0-3
10/22	BOSTON	L	108	115	0-4
10/23	at New York	W	95	89	1-4
10/25	at Boston	L	116	136	1-5
10/27	NEW YORK	W	110	96	2-5
10/29	at Cleveland	W	98	97	3-5
10/30	DETROIT	L	99	104	3-6
11/3	CHICAGO	L	100	113	3-7
11/5	(#) BUFFALO	L	117	122	3-8
11/6	at Philadelphia	L	96	101	3-9
11/10	MILWAUKEE	L	100	116	3-10
11/12	GOLDEN STATE	W	106	104	4-10
11/17	SEATTLE	L	104	112	4-11
11/20	PHOENIX	W	115	109	5-11
11/23	at Buffalo	L	97	102	5-12
11/24	at Milwaukee	L	107	141	5-13
11/26	BALTIMORE	L	105	118	5-14
11/27	CLEVELAND	L	95	103	5-15
11/28	at Boston	L	108	130	5-16
11/30	at Chicago	L	85	86	5-17
12/1	at Detroit	W	117	103	6-17
12/4	PHILADELPHIA	W	126	109	7-17
12/7	(1) at Golden State	W	116	113	8-17
12/9	at Phoenix	L	115	135	8-18
12/10	at Houston	L	88	95	8-19
12/12	at Los Angeles	L	95	104	8-20
12/15	(#) HOUSTON	L	115	117	8-21
12/17	at Baltimore	L	103	114	8-22
12/18	BALTIMORE	W	123	94	9-22
12/19	CINCINNATI	W	101	99	10-22
12/22	at Cincinnati	W	106	103	11-22
12/23	at Cleveland	L	110	115	11-23
12/25	BUFFALO	W	140	117	12-23
12/26	at Milwaukee	L	92	114	12-24
12/27	PORTLAND	W	135	121	13-24
12/30	at Houston	L	115	129	13-25
1/1	at Phoenix	W	116	111	14-25
1/4	at Portland	W	103	91	15-25

Date	Opponent	W/L	Atl.	Opp.	Record
1/5	at Seattle	L	116	127	15-26
1/7	LOS ANGELES	L	90	134	15-27
1/8	at Baltimore	L	102	110	15-28
1/12	MILWAUKEE	W	104	102	16-28
1/14	at Cincinnati	L	102	126	16-29
1/15	BOSTON	L	106	122	16-30
1/16	PHILADELPHIA	W	124	116	17-30
ALL-STAR BREAK					
1/21	GOLDEN STATE	L	111	113	17-31
1/23	at Milwaukee	W	118	113	18-31
1/25	at Buffalo	W	123	110	19-31
1/26	SEATTLE	L	119	131	19-32
1/28	DETROIT	W	124	108	20-32
1/30	at Phoenix	L	103	105	20-33
2/3	at Golden State	L	115	132	20-34
2/5	CLEVELAND	W	120	117	21-34
2/6	at Houston	L	113	120	21-35
2/9	LOS ANGELES	L	113	117	21-36
2/11	at Chicago	L	91	10	

YEARLY RESULTS: 1972 - 73

46-36 OVERALL (28-13 at home, 17-23 on the road, 1-0 at neutral site)



SEASON STATS

	G	Min	FGM	FGA	Pct	FTM	FTA	Pct	Reb	Asst	PF	DQ	Pts	Avg
Hudson	75	3027	816	1710	.477	397	481	.825	467	258	197	1	2029	27.1
Maravich	79	3089	789	1788	.441	485	606	.800	346	546	245	1	2063	26.1
Bellamy	74	2802	455	901	.505	283	526	.538	964	179	244	1	1193	16.1
Gilliam	76	2741	471	1007	.468	123	150	.820	399	482	257	8	1065	14.0
Trapp	77	1853	359	824	.436	150	194	.773	455	127	274	11	868	11.3
Washington	75	2833	308	713	.432	163	224	.728	801	174	252	5	779	10.4
Bracey	70	1050	192	395	.486	73	110	.664	107	125	125	0	457	6.5
Adams	4	76	8	38	.211	7	8	.875	22	5	11	0	23	5.8
Halliburton	24	238	50	116	.431	21	22	.955	26	28	29	0	121	5.0
May	32	317	61	134	.455	22	31	.710	67	21	55	0	144	4.5
Christian	55	759	85	155	.548	60	79	.759	305	47	111	2	230	4.2
Wetzel	28	504	42	94	.447	14	17	.824	58	39	41	1	98	3.5
Tschogl	10	94	14	40	.350	2	4	.500	21	6	25	0	30	3.0
Mast	42	447	50	118	.424	19	30	.633	136	37	50	0	119	2.8

RESULTS

(#, overtime; #2, double OT; #3, three OT; #4, four OT)

(1) at Pittsburgh, PA

Date	Opponent	W/L	Atl.	Opp.	Record	Date	Opponent	W/L	Atl.	Opp.	Record
10/10	at Buffalo	W	120	109	1-0	1/5	BOSTON	L	108	126	22-20
10/13	at Baltimore	L	98	115	1-1	1/6	at Detroit	W	116	111	23-20
10/15	NEW YORK	W	109	101	2-1	1/9	HOUSTON	W	120	114	24-20
10/17	BOSTON	L	115	119	2-2	1/11	NEW YORK	L	107	122	24-21
10/20	at Houston	L	108	120	2-3	1/12	at Boston	L	109	133	24-22
10/21	at Kansas City	L	101	108	2-4	1/14	LOS ANGELES	L	100	102	24-23
10/24	at Portland	W	118	110	3-4	1/16	(#) DETROIT	W	130	129	25-23
10/25	at Seattle	W	118	115	4-4	1/17	at Philadelphia	W	122	105	26-23
10/28	at Golden State	L	107	122	4-5	1/18	BUFFALO	L	125	127	26-24
10/31	HOUSTON	L	105	106	4-6	1/20	CLEVELAND	W	96	84	27-24
							ALL-STAR BREAK				
11/3	at Houston	W	114	108	5-6	1/26	at Buffalo	W	118	82	28-24
11/4	PHILADELPHIA	W	128	120	6-6	1/27	KANSAS CITY	W	129	126	29-24
11/7	(#) BALTIMORE	W	109	107	7-6	1/28	at Houston	L	108	116	29-25
11/9	at New York	L	99	101	7-7	1/30	DETROIT	L	123	126	29-26
11/11	MILWAUKEE	W	111	102	8-7						
11/14	GOLDEN STATE	L	105	114	8-8	2/2	at Boston	W	100	99	30-26
11/18	PHOENIX	W	126	122	9-8	2/3	BUFFALO	W	105	101	31-26
11/19	at Cleveland	L	98	109	9-9	2/6	BALTIMORE	W	112	106	32-26
11/21	(#) at Detroit	L	110	113	9-10	2/7	at Baltimore	L	108	137	32-27
11/23	SEATTLE	W	110	97	10-10	2/8	(#) CLEVELAND	L	132	136	32-28
11/25	CHICAGO	L	99	100	10-11	2/10	HOUSTON	W	103	91	33-28
11/26	at Milwaukee	L	96	108	10-12	2/11	at Cleveland	W	115	107	34-28
11/29	at Phoenix	L	98	109	10-13	2/16	at Phoenix	W	111	104	35-28
						2/18	at Los Angeles	W	99	92	36-28
12/1	(#) at Los Angeles	W	114	109	11-13	2/20	at Golden State	L	115	118	36-29
12/2	at Portland	W	106	103	12-13	2/23	at Seattle	L	120	124	36-30
12/5	PORTLAND	W	122	121	13-13	2/27	SEATTLE	W	131	130	37-30
12/7	(#) at Chicago	W	94	89	14-13						
12/8	BALTIMORE	W	134	115	15-13	3/2	at Philadelphia	W	130	107	38-30
12/9	at Kansas City	L	115	130	15-14	3/3	HOUSTON	W	136	125	39-30
12/12	at New York	L	93	114	15-15	3/4	PHILADELPHIA	W	138	130	40-30
12/13	NEW YORK	W	121	120	16-15	3/8	PORTLAND	W	135	129	41-30
12/16	CLEVELAND	W	100	94	17-15	3/10	GOLDEN STATE	W	117	113	42-30
12/20	KANSAS CITY	W	119	102	18-15	3/11	at Houston	L	118	129	42-31
12/22	at Buffalo	W	110	109	19-15	3/13	at Cleveland	L	107	115	42-32
12/23	(1) at Philadelphia	W	124	112	20-15	3/16	PHOENIX	W	135	127	43-32
12/26	at Cleveland	L	96	115	20-16	3/18	MILWAUKEE	L	104	105	43-33
12/27	at Philadelphia	W	121	120	21-16	3/20	LOS ANGELES	W	114	112	44-33
12/28	BALTIMORE	L	111	112	21-17	3/21	at New York	W	98	93	45-33
12/30	BUFFALO	W	120	110	22-17	3/23	at Boston	L	108	124	45-34
						3/24	CHICAGO	W	113	111	46-34
1/2	at Chicago	L	90	100	22-18	3/25	at Baltimore	L	105	112	46-35
1/3	at Milwaukee	L	97	105	22-19	3/27	BOSTON	L	110	117	46-36

ATLANTA
Most points: 138 vs. Philadelphia (3/4)
Least points: 90 at Chicago (1/2)

OPPONENT
Most points: 137 (Baltimore, 2/7)
Least points: 82 (Buffalo, 1/26)

YEARLY RESULTS: 1973 - 74

35-47 OVERALL (23-18 at home, 12-25 on the road, 0-4 at neutral site)



SEASON STATS

	G	Min	FGM	FGA	Pct	FTM	FTA	Pct	Reb	Asst	PF	Stl	Blk	Pts	Avg
Maravich	76	2903	819	1791	.457	469	568	.826	374	396	261	111	13	2107	27.7
Hudson	65	2588	678	1356	.500	295	353	.836	350	213	205	160	29	1651	25.4
Gilliam	62	2003	384	846	.454	106	134	.791	267	355	190	134	18	874	14.1
Bellamy	77	2440	389	801	.486	233	383	.608	740	189	232	52	48	1011	13.1
Washington	73	2519	297	612	.485	134	196	.684	735	156	249	49	74	728	10.0
Brown	77	1715	277	632	.438	163	217	.751	441	114	239	29	16	717	9.3
Jones	74	1448	238	502	.474	116	156	.744	454	86	197	29	64	592	8.0
Bracey	75	1463	241	520	.463	69	96	.719	146	231	157	60	5	551	7.3
Wetzel	70	1232	107	252	.425	41	57	.719	170	138	147	73	19	255	3.6
Schlueter	57	547	63	135	.467	38	50	.760	155	45	84	25	22	164	2.9
Inglesby	48	398	50	131	.382	29	37	.784	44	37	43	19	4	129	2.7
Tschogl	64	499	59	166	.355	10	17	.588	76	33	69	17	20	128	2.0

RESULTS

(#, overtime; #2, double OT; #3, three OT; #4, four OT)

(1) Toronto, ON (2) at Hershey, PA
(3) at Madison, WI (4) at Providence, RI

Date	Opponent	W/L	Atl.	Opp.	Record	Date	Opponent	W/L	Atl.	Opp.	Record
10/9	CAPITAL	W	128	114	1-0	1/6	(1) at Buffalo	L	109	118	20-21
10/11	LOS ANGELES	W	129	102	2-0	1/8	at Buffalo	L	96	100	20-22
10/12	at Detroit	L	105	122	2-1	1/10	CHICAGO	L	104	116	20-23
10/13	KC/OMAHA	L	102	117	2-2	1/11	(2) at Philadelphia	L	100	121	20-24
10/20	at Phoenix	L	108	118	2-3	1/13	BOSTON	W	128	105	21-24
10/21	at Los Angeles	W	119	100	3-3		ALL-STAR BREAK				
10/24	at Seattle	W	131	106	4-3	1/17	PORTLAND	W	126	99	22-24
10/26	at Portland	L	110	127	4-4	1/18	at Boston	L	94	98	22-25
10/27	at Golden State	W	125	116	5-4	1/19	SEATTLE	W	127	109	23-25
10/30	PHOENIX	W	122	101	6-4	1/22	at Chicago	L	89	102	23-26
						1/23	HOUSTON	L	104	115	23-27
11/2	at Houston	W	125	123	7-4	1/26	BUFFALO	W	132	122	24-27
11/3	BOSTON	L	109	122	7-5	1/27	NEW YORK	L	89	111	24-28
11/4	at Cleveland	W	115	110	8-5	1/29	at Cleveland	L	111	118	24-29
11/8	DETROIT	L	115	129	8-6	1/30	GOLDEN STATE	L	122	129	24-30
11/10	PHILADELPHIA	W	120	97	9-6						
11/13	at Buffalo	L	114	121	9-7	2/2	HOUSTON	W	117	107	25-30
11/15	PORTLAND	W	123	114	10-7	2/3	at Houston	L	112	123	25-31
11/17	CAPITAL	L	109	115	10-8	2/5	CAPITAL	W	121	103	26-31
11/22	GOLDEN STATE	L	99	101	10-9	2/6	LOS ANGELES	W	107	103	27-31
11/23	at Capital	L	86	101	10-10	2/8	at Philadelphia	W	99	90	28-31
11/24	MILWAUKEE	L	92	112	10-11	2/9	CLEVELAND	L	84	104	28-32
11/27	at KC/Omaha	W	129	110	11-11	2/11	PHILADELPHIA	L	95	116	28-33
11/28	BUFFALO	W	130	106	12-11	2/14	at Golden State	L	105	121	28-34
						2/16	(#) at Phoenix	L	123	124	28-35
12/1	SEATTLE	W	120	110	13-11	2/17	at Los Angeles	W	113	110	29-35
12/5	at KC/Omaha	L	105	117	13-12	2/20	(3) at Milwaukee	L	94	110	29-36
12/7	at Boston	L	112	116	13-13	2/23	at New York	L	90	98	29-37
12/8	at New York	L	100	117	13-14	2/24	(4) at Boston	L	96	111	29-38
12/11	(#) BUFFALO	L	127	132	13-15	2/27	KC/Omaha	L	76	85	29-39
12/15	at Milwaukee	L	82	116	13-16						
12/18	at Capital	W	98	91	14-16	3/1	MILWAUKEE	L	89	105	29-40
12/19	NEW YORK	W	107	105	15-16	3/2	HOUSTON	W	129	122	30-40
12/21	at Houston	W	124	110	16-16	3/5	at Capital	L	89	103	30-41
12/22	CLEVELAND	L	98	108</							

YEARLY RESULTS: 1974 - 75

31-51 OVERALL (22-19 at home, 9-31 on the road, 0-1 at neutral site)



SEASON STATS

	G	Min	FGM	FGA	Pct	FTM	FTA	Pct	Reb	Asst	PF	Stl	Blk	Pts	Avg
Hudson	11	380	97	225	.431	48	57	.842	47	40	33	13	2	242	22.0
Drew	78	2289	527	1230	.428	388	544	.713	836	138	274	119	39	1442	18.5
Van Arsdale	73	2570	544	1269	.429	294	383	.768	249	207	231	78	3	1382	18.9
Gilliam	60	1393	314	736	.427	94	113	.832	204	170	124	77	13	722	12.0
Sojourner	73	2129	378	775	.488	95	146	.651	642	93	217	35	57	851	11.7
Henderson	79	2131	367	893	.411	168	241	.697	212	314	149	105	7	902	11.4
Brown	73	1986	315	684	.461	185	250	.740	434	133	228	54	15	815	11.2
Jones	75	2086	323	752	.430	132	183	.721	697	152	226	51	51	778	10.4
Meminger	80	2177	233	500	.466	168	263	.639	214	397	160	118	11	634	7.9
Washington	38	905	114	259	.440	41	55	.745	196	68	86	23	13	269	7.1
Lee	9	177	12	36	.333	32	39	.821	70	8	25	1	4	56	6.2
Kauffman	73	797	113	261	.433	59	84	.702	182	81	103	19	4	285	3.9
Wetzel	63	785	87	204	.426	68	77	.883	114	77	108	51	8	242	3.8

RESULTS

(#, overtime; #2, double OT; #3, three OT; #4, four OT)

(1) at Baton Rouge, LA

Date	Opponent	W/L	Atl.	Opp.	Record	Date	Opponent	W/L	Atl.	Opp.	Record
10/18	at Chicago	L	115	120	0-1	1/8	at Boston	L	96	104	17-24
10/19	HOUSTON	W	118	112	1-1	1/10	at Chicago	L	113	116	17-25
10/22	PHILADELPHIA	W	125	92	2-1	1/11	DETROIT	L	113	118	17-26
10/24	CLEVELAND	L	97	116	2-2	ALL-STAR BREAK					
10/25	at Boston	L	109	116	2-3	1/16	WASHINGTON	W	108	85	18-26
10/30	at Detroit	W	104	96	3-3	1/18	BUFFALO	L	115	129	18-27
10/31	at New York	L	90	93	3-4	1/19	SEATTLE	W	117	109	19-27
						1/21	NEW ORLEANS	W	135	103	20-27
11/2	BOSTON	L	125	126	3-5	1/23	HOUSTON	L	95	96	20-28
11/7	PHOENIX	W	109	108	4-5	1/24	at Detroit	L	103	113	20-29
11/9	PORTLAND	L	115	119	4-6	1/25	MILWAUKEE	W	117	101	21-29
11/10	at Milwaukee	W	99	94	5-6	1/28	at New York	L	111	115	21-30
11/12	at Golden State	L	111	128	5-7	1/30	NEW YORK	L	115	117	21-31
11/14	at Portland	L	92	104	5-8	1/31	at Buffalo	L	101	111	21-32
11/16	NEW ORLEANS	W	130	104	6-8						
11/19	SEATTLE	W	122	113	7-8	2/1	at Cleveland	L	109	112	21-33
11/21	NEW YORK	L	95	101	7-9	2/4	CLEVELAND	W	111	97	22-33
11/22 (1)	at New Orleans	L	86	90	7-10	2/6	DETROIT	W	111	98	23-33
11/23	KC/OMAHA	L	100	103	7-11	2/7	at Houston	L	97	105	23-34
11/26	WASHINGTON	W	119	102	8-11	2/8	NEW ORLEANS	L	102	106	23-35
11/27	at Washington	L	104	114	8-12	2/10	at New Orleans	L	89	96	23-36
11/29	at Houston	W	96	91	9-12	2/14	at Los Angeles	L	100	108	23-37
						2/15	at Phoenix	W	111	107	24-37
12/3	at Phoenix	W	90	85	10-12	2/20	at Golden State	L	102	108	24-38
12/6	at Los Angeles	L	84	100	10-13	2/21	at Seattle	L	108	110	24-39
12/8	at Seattle	W	102	95	11-13	2/23	(#) at Cleveland	L	105	111	24-40
12/10	at Portland	W	107	103	12-13	2/27	CHICAGO	L	91	111	24-41
12/12	GOLDEN STATE	L	109	129	12-14						
12/14	(#) BOSTON	L	90	92	12-15	3/1	KC/OMAHA	W	108	95	25-41
12/17	WASHINGTON	W	96	85	13-15	3/4	LOS ANGELES	W	109	97	26-41
12/19	CHICAGO	L	80	88	13-16	3/5	at Washington	L	112	118	26-42
12/20	at Buffalo	W	113	102	14-16	3/6	GOLDEN STATE	W	110	106	27-42
12/21	HOUSTON	L	96	101	14-17	3/8	NEW ORLEANS	W	113	101	28-42
12/23	at Philadelphia	L	88	100	14-18	3/11	WASHINGTON	L	87	99	28-43
12/25	at Washington	L	92	110	14-19	3/13	MILWAUKEE	L	104	120	28-44
12/26	at Houston	L	86	114	14-20	3/15	at New Orleans	L	123	140	28-45
12/28	LOS ANGELES	W	106	89	15-20	3/16	PHOENIX	W	117	114	29-45
12/29	at Cleveland	L	103	110	15-21	3/18	at KC/Omaha	L	101	105	29-46
						3/21	at Philadelphia	L	103	114	29-47
1/1	at KC/Omaha	W	102	97	16-21	3/22	PHILADELPHIA	W	104	100	30-47
1/2	at Milwaukee	L	111	116	16-22	3/25	PORTLAND	L	89	105	30-48
1/4	BUFFALO	L	108	121	16-23	3/29	CLEVELAND	W	103	97	31-48
1/7	(#) CLEVELAND	W	113	112	17-23	3/30	at New Orleans	L	105	108	31-49
4/1	at Houston	L	104	113	31-50						
4/5	at Washington	L	115	123	31-51						

ATLANTA

Most points: 130 vs. New Orleans (11/16)
Least points: 80 vs. Chicago (12/19)

OPPONENT

Most points: 140 (New Orleans, 3/15)
Least points: 85 (three times)

YEARLY RESULTS: 1975 - 76

29-53 OVERALL (20-21 at home, 9-32 on the road)



SEASON STATS

	G	Min	FGM	FGA	Pct	FTM	FTA	Pct	Reb	Asst	PF	Stl	Blk	Pts	Avg
Drew	77	2351	586	1168	.502	488	656	.744	660	150	261	138	30	1660	21.6
Hudson	81	2558	569	1205	.472	237	291	.814	300	214	241	124	17	1375	17.0
Henderson	81	2900	469	1136	.413	216	305	.708	265	374	195	137	10	1154	14.2
Van Arsdale	75	2026	346	785	.441	126	166	.759	186	146	202	57	7	818	10.9
Jones	66	1762	251	542	.463	163	219	.744	524	83	214	52	61	665	10.1
Sojourner	67	1602	248	524	.473	80	119	.672	449	58	174	38	40	576	8.6
Hawkins	74	1907	237	530	.447	136	191	.712	445	212	172	80	46	610	8.2
Brown	75	1758	215	486	.442	162	209	.775	403	126	235	45	16	592	7.9
Meminger	68	1418	155	379	.409	100	152	.658	151	222	116	54	8	410	6.0
Holland	33	351	85	213	.399	22	34	.647	41	26	48	20	2	192	5.8
Willoughby	62	870	113	284	.398	66	100	.660	288	31	87	37	29	292	4.7
DuVal	13	130	15	43	.349	6	9	.667	8	20	15	6	2	36	2.8
Creighton	32	172	12	43	.279	7	16	.438	45	4	23	2	9	31	1.0

RESULTS

(#, overtime; #2, double OT; #3, three OT; #4, four OT)

Date	Opponent	W/L	Atl.	Opp.	Record	Date	Opponent	W/L	Atl.	Opp.	Record
10/23	NEW ORLEANS	W	109	91	1-0	1/21	BUFFALO	L	94	102	21-20
10/25	DETROIT	L	102	108	1-1	1/23	at Buffalo	L	104	119	21-21
						1/24	at Philadelphia	L	116	130	21-22
11/2	(#) at Los Angeles	L	113	116	1-2	1/25	PHILADELPHIA	L	109	112	21-23
11/4	at Portland	W	98	97	2-2	1/27	at New York	W	114	113	22-23
11/6	CLEVELAND	L	108	113	2-3	1/28	at Boston	L	99	110	22-24
11/8	SEATTLE	W	107	94	3-3	1/29	NEW YORK	W	112	109	23-24
11/11	Bos. at Hartford	W	100	91	4-3	1/31	NEW ORLEANS	L	95	108	23-25
11/12	at Detroit	W	109	106	5-3						
11/14	WASHINGTON	W	97	88	6-3	2/1	CHICAGO	W	84	80	24-25
11/15	at New York	L	86	92	6-4	ALL-STAR BREAK					
11/16	NEW YORK	W	97	96	7-4	2/5	DETROIT	L	108	111	24-26
11/19	(#) at Golden State	W	104	98	8-4	2/7	WASHINGTON	L	90	103	24-27
11/20	at Washington	L	96	105	8-5	2/8	LOS ANGELES	L	89	97	24-28
11/22	NEW ORLEANS	L	85	89	8-6	2/10	KANSAS CITY	W	111	89	25-28
11/23	PHILADELPHIA	W	115	111	9-6	2/12	at Golden State	L	104	113	25-29
11/26	at New Orleans	W	113	108	10-6	2/13	at Seattle	L	102	119	25-30
11/28	at Boston	L	107	114	10-7	2/15	BUFFALO	W	112	104	26-30
						2/17	at Cleveland	L	92	112	26-31
12/4	PORTLAND	W	94	87	11-7	2/21	at Washington	L	95	103	26-32
12/6	BOSTON	L	104	111	11-8	2/22	at New Orleans	L	94	102	26-33
12/10	at Kansas City	L	94	100	11-9	2/26	at Phoenix	L	97	115	26-34
12/11	BUFFALO	W	122	99	12-9	2/29	at Portland	L	98	102	26-35
12/13	KANSAS CITY	W	115	101	13-9						
12/16	at New York	L	96	97	13-10	3/4	BOSTON	W	103	98	27-35
12/18	LOS ANGELES	W	114	98	14-10	3/6	at Houston	L	97	101	27-36
12/19	at Houston	L	107	113	14-11	3/7	HOUSTON	W	123	106	28-36
12/20	HOUSTON	W	123	108	15-11	3/11	PHOENIX	L	99	104	28-37
12/21	(#) CHICAGO	L	90	97	15-12	3/12	at Philadelphia	L	107	109	28-38
12/25	at Washington	L	94	99	15-13	3/14	(#) at Kansas City	L	113	114	28-39
12/26	at Cleveland	W	98	97	16-13	3/17	at Houston	L	112	124	28-40
12/27	MILWAUKEE	W	87	82	17-13	3/19	at Chicago	L	101	108	28-41
						3/20	CLEVELAND	L	99	107	28-42
1/1	at New Orleans	L									

YEARLY RESULTS: 1976 - 77

31-51 OVERALL (19-22 at home, 12-29 on the road)



SEASON STATS

	G	Min	FGM	FGA	Pct	FTM	FTA	Pct	Reb	Asst	PF	Stl	Blk	Pts	Avg
Drew	74	2688	689	1416	.487	412	577	.714	675	133	275	102	29	1790	24.2
Robinson	36	1449	310	648	.478	186	241	.772	462	97	130	38	20	806	22.4
Hudson	58	1745	413	905	.456	142	169	.840	129	155	160	67	19	968	16.7
Henderson	46	1568	196	453	.433	126	168	.750	124	386	74	79	8	518	11.3
Charles	82	2487	354	855	.414	205	256	.801	168	295	240	141	45	913	11.1
Meriweather	74	2068	319	607	.526	182	255	.714	596	82	324	41	82	820	11.1
Terry	12	241	47	87	.540	18	21	.857	18	25	21	9	1	112	9.3
Hawes	44	945	147	305	.480	67	88	.761	261	63	141	36	24	361	8.2
Barker	59	1354	182	436	.417	112	164	.683	401	60	223	33	41	476	8.1
Hill	81	1825	175	439	.399	139	174	.799	143	403	245	85	6	489	6.0
Brown	77	1405	160	350	.457	121	150	.807	236	103	217	46	7	441	5.7
Denton	45	700	103	256	.402	33	47	.702	218	33	100	14	16	239	5.3
Willoughby	39	549	75	169	.444	43	63	.683	170	13	64	19	23	193	4.9
Sojourner	51	551	95	203	.468	41	57	.719	146	21	66	15	9	231	4.5
Davis	7	67	8	35	.229	4	13	.308	7	2	9	7	0	20	2.9
Dickerson	6	63	6	12	.500	5	8	.625	2	11	13	1	0	17	2.8

RESULTS

(#, overtime; #2, double OT; #3, three OT; #4, four OT)

Date	Opponent	W/L	Atl.	Opp.	Record
10/21	HOUSTON	L	104	120	0-1
10/24	MILWAUKEE	W	115	91	1-1
10/26	SAN ANTONIO	W	122	114	2-1
10/29	at Los Angeles	L	101	118	2-2
10/30	at Golden State	L	106	114	2-3
10/31	at Seattle	L	112	126	2-4
11/2	at Portland	L	116	129	2-5
11/4	CHICAGO	W	97	87	3-5
11/6	DETROIT	L	105	110	3-6
11/7	CLEVELAND	W	107	97	4-6
11/11	PORTLAND	W	107	105	5-6
11/13	NEW ORLEANS	L	86	115	5-7
11/16	at NY Knicks	L	97	100	5-8
11/17	at Boston	L	91	104	5-9
11/20	PHILADELPHIA	L	106	123	5-10
11/21	KANSAS CITY	L	83	106	5-11
11/24	at Indiana	L	93	115	5-12
11/26	at NY Nets	W	109	105	6-12
11/27	BUFFALO	W	101	94	7-12
11/28	GOLDEN STATE	L	98	132	7-13
12/2	WASHINGTON	L	90	102	7-14
12/3	at New Orleans	L	105	121	7-15
12/4	NY NETS	L	105	107	7-16
12/8	at San Antonio	W	117	108	8-16
12/9	at Kansas City	W	102	100	9-16
12/11	at Cleveland	W	95	94	10-16
12/12	PHOENIX	L	91	106	10-17
12/14	LOS ANGELES	W	106	104	11-17
12/16	at Houston	L	107	118	11-18
12/17	at New Orleans	W	113	109	12-18
12/18	BOSTON	L	110	117	12-19
12/19	at Milwaukee	L	109	126	12-20
12/22	at Detroit	L	94	107	12-21
12/23	at Chicago	L	95	101	12-22
12/26	NY KNICKS	L	98	103	12-23
12/28	SEATTLE	L	119	120	12-24
12/29	at Washington	L	92	96	12-25
1/2	NEW ORLEANS	L	88	93	12-26
1/4	DENVER	W	113	109	13-26
1/6	INDIANA	L	95	103	13-27
1/10	PHOENIX	L	92	93	13-28

Date	Opponent	W/L	Atl.	Opp.	Record
1/12	at Buffalo	W	124	118	14-28
1/14	at NY Nets	W	120	101	15-28
1/15	KANSAS CITY	L	90	115	15-29
1/16	PORTLAND	W	125	120	16-29
1/19	at Philadelphia	L	94	114	16-30
1/21	MILWAUKEE	W	121	101	17-30
1/23	GOLDEN STATE	L	97	104	17-31
1/28	at Houston	L	104	118	17-32
1/29	HOUSTON	W	101	97	18-32
2/1	DETROIT	L	92	95	18-33
2/3	BUFFALO	W	100	98	19-33
2/5	CHICAGO	W	99	96	20-33
2/8	at Phoenix	L	104	117	20-34
2/9	at Seattle	W	99	98	21-34
2/11	at Portland	W	121	108	22-34
ALL-STAR BREAK					
2/15	at Golden State	L	111	117	22-35
2/18	at Los Angeles	W	111	101	23-35
2/20	at Denver	L	95	111	23-36
2/24	(#) NY KNICKS	W	101	98	24-36
2/25	at Chicago	L	87	96	24-37
2/26	SAN ANTONIO	W	119	111	25-37
3/1	LOS ANGELES	L	90	92	25-38
3/4	WASHINGTON	W	100	99	26-38
3/6	at Detroit	L	105	115	26-39
3/8	PHILADELPHIA	W	99	98	27-39
3/11	DENVER	W	100	95	28-39
3/13	CLEVELAND	L	113	115	28-40
3/16	at Philadelphia	L	100	109	28-41
3/18	at Boston	L	96	98	28-42
3/19	at NY Knicks	L	101	107	28-43
3/22	at Buffalo	W	86	84	29-43
3/23	BOSTON	L	96	103	29-44
3/25	at Indiana	L	95	103	29-45
3/26	at Cleveland	L	94	99	29-46
3/30	at Washington	L	103	110	29-47
3/31	NY NETS	W	95	81	30-47
4/2	INDIANA	L	99	106	30-48
4/3	at San Antonio	W	111	103	31-48
4/5	at Phoenix	L	102	108	31-49
4/6	at Denver	L	95	110	31-50
4/8	at Milwaukee	L	107	118	31-51

ATLANTA
Most points: 125 vs. Portland (1/16)
Least points: 83 vs. Kansas City (11/21)

OPPONENT
Most points: 132 (Golden State, 11/28)
Least points: 81 (N.Y. Nets, 3/31)

YEARLY RESULTS: 1977 - 78

41-41 OVERALL (27-9 at home, 12-29 on the road, 2-3 at neutral site)



SEASON STATS

	G	Min	FGM	FGA	Pct	FTM	FTA	Pct	Reb	Asst	PF	Stl	Blk	Pts	Avg
Drew	70	2203	593	1236	.480	437	575	.760	511	141	247	119	27	1623	23.2
Hawes	75	2325	387	854	.453	175	214	.818	690	190	230	78	57	949	12.7
Criss	77	1935	319	751	.425	236	296	.797	121	294	143	108	5	874	11.4
Behagen	26	751	117	249	.470	51	70	.729	173	34	97	30	12	285	11.0
E. Johnson	79	1875	332	686	.484	164	201	.816	153	235	232	100	4	828	10.5
McMillen	68	1683	280	568	.493	116	145	.800	416	84	233	33	16	676	9.9
Hill	82	2530	304	732	.415	189	223	.848	231	427	302	151	15	797	9.7
Charles	21	520	73	184	.397	42	50	.840	24	82	53	25	5	188	9.0
O. Johnson	82	1704	292	619	.472	111	130	.854	260	120	180	80	36	695	8.5
Rollins	80	1795	253	520	.487	104	148	.703	552	79	326	57	218	610	7.6
Brown	75	1594	192	405	.474	165	200	.825	303	105	280	55	8	549	7.3
Robertson	63	929	168	381	.441	37	53	.698	70	103	133	74	5	373	5.9
Terry	27	166	25	68	.368	9	11	.818	15	7	14	6	0	59	2.2

RESULTS

(#, overtime; #2, double OT; #3, three OT; #4, four OT)

(1) at Hartford, CT (2) at Charlotte, NC (3) at Louisville, KY (4) at Baton Rouge, LA

Date	Opponent	W/L	Atl.	Opp.	Record
10/22	CLEVELAND	W	107	101	1-0
10/25 (1)	at Boston	L	103	110	1-1
10/26 (#)	at New Jersey	W	113	110	2-1
10/28	LOS ANGELES	W	102	95	3-1
11/1	SEATTLE	W	102	99	4-1
11/2	at Detroit	W	102	89	5-1
11/4	at Kansas City	W	111	110	6-1
11/5	GOLDEN STATE	W	100	94	7-1
11/10	at Houston	W	132	101	8-1
11/11	PORTLAND	L	92	132	8-2
11/12	at San Antonio	L	99	116	8-3
11/15	PHILADELPHIA	L	93	114	8-4
11/16	at Boston	L	105	131	8-5
11/19	NEW JERSEY	W	129	114	9-5
11/23	DENVER	W	105	104	10-5
11/25	MILWAUKEE	L	115	117	10-6
11/29	BOSTON	W	108	101	11-6
11/30	at Buffalo	L	93	105	11-7
12/3	at Golden State	L	101	118	11-8
12/4	at Phoenix	W	96	89	12-8
12/5	at Seattle	L	88	99	12-9
12/7	at Denver	L	116	123	12-10
12/9	NEW YORK	L	84	103	12-11
12/10	at Cleveland	L	87	102	12-12
12/13	at New York	L	106	107	12-13
12/14	at Philadelphia	W	108	99	13-13
12/16	SAN ANTONIO	W	115	99	14-13
12/18	(#2) PHOENIX	W	134	129	15-13
12/20	at Chicago	L	86	94	15-14
12/21	at Indiana	L	98	109	15-15
12/23	at Milwaukee	W	109	93	16-15
12/25	at Washington	L	93	100	16-16
12/26	WASHINGTON	L	106	113	16-17
12/28	INDIANA	W	99	92	17-17
12/30	(2) DENVER	L	104	106	17-18
1/3	DETROIT	L	103	106	17-19
1/4	at Detroit	L	97	111	17-20
1/6	at New Orleans	L	94	96	17-21
1/7	(HOUSTON)	W	106	83	18-21
1/11	(2) WASHINGTON	W	100	95	19-21
1/13	SAN ANTONIO	L	92	98	19-22

Date	Opponent	W/L	Atl.	Opp.	Record
1/14	at Kansas City	L	101	110	19-23
1/17	KANSAS CITY	W	111	90	20-23
1/18	(2) NEW ORLEANS	L	106	108	20-24
1/19	(3) at Chicago	L	95	105	20-25
1/21	INDIANA	W	111	100	21-25
1/22	at Cleveland	L	89	93	21-26
1/27	NEW YORK	W	105	96	22-26
1/29	BUFFALO	W	107	102	23-26
1/31	(#) at Chicago	L	103	106	23-27
2/2	at Indiana	W	107	105	24-27
ALL-STAR BREAK					
2/8	at Denver	L	109	114	24-28
2/9	at Phoenix	L	98</		

YEARLY RESULTS: 1978 - 79

46-36 OVERALL (34-7 at home, 12-29 on the road)



YEARLY RESULTS: 1979 - 80

50-32 OVERALL (32-9 at home, 18-23 on the road)



SEASON STATS

	G	Min	FGM	FGA	Pct	FTM	FTA	Pct	Reb	Asst	PF	Stl	Blk	Pts	Avg
Drew	79	2410	650	1375	.473	495	677	.731	522	119	332	128	16	1795	22.7
Johnson	78	2413	501	982	.510	243	292	.832	170	360	241	121	11	1245	16.0
Roundfield	80	2539	462	916	.504	300	420	.714	865	131	358	87	176	1224	15.3
Hawes	81	2205	372	756	.492	108	132	.818	591	184	264	79	47	852	10.5
Hill	82	2527	296	682	.434	246	288	.854	164	480	292	102	16	838	10.2
Furlow	29	576	113	235	.481	60	70	.857	71	81	42	18	13	286	9.9
Rollins	81	1900	297	555	.535	89	141	.631	588	49	238	46	254	683	8.4
Givens	74	1347	234	564	.415	102	135	.756	214	83	121	72	17	570	7.7
Lee	49	997	144	313	.460	88	117	.752	59	169	88	56	1	376	7.7
McMillen	82	1392	232	498	.466	106	119	.891	332	69	211	15	32	570	7.0
Criss	54	879	109	289	.377	67	86	.779	60	138	70	41	3	285	5.3
Wilson	61	589	81	197	.411	24	44	.545	76	72	66	30	8	186	3.0
Herron	14	81	14	48	.292	12	13	.923	10	3	11	6	2	40	2.9

SEASON STATS

	G	Min	FGM	FGA	Pct	FTM	FTA	Pct	Reb	Asst	PF	Stl	Blk	Pts	Avg
Drew	80	2306	535	1182	.453	489	646	.757	471	101	313	91	23	1559	19.5
Johnson	79	2622	590	1212	.487	280	338	.828	200	370	216	120	24	1465	18.5
Roundfield	81	2588	502	1007	.499	330	465	.710	837	184	317	101	139	1334	16.5
Hawes	82	1885	304	605	.502	150	182	.824	496	144	205	74	29	761	9.3
Rollins	82	2123	287	514	.558	157	220	.714	774	76	322	54	244	731	8.9
McMillen	53	1071	191	382	.500	81	107	.757	220	62	126	36	14	463	8.7
Furlow	21	404	66	161	.410	44	51	.863	42	72	19	19	9	177	8.4
Criss	81	1794	249	578	.431	172	212	.811	116	246	133	74	4	671	8.3
Hill	79	2092	177	431	.411	124	146	.849	138	424	261	107	8	479	6.1
Givens	82	1254	182	473	.385	106	128	.828	242	59	132	51	19	470	5.7
McElroy	31	516	66	171	.386	37	53	.698	49	65	45	21	5	171	5.5
Brown	28	361	37	98	.378	34	44	.773	62	14	66	3	4	108	3.9
Pellom	44	373	44	108	.407	21	30	.700	92	18	70	12	12	109	2.5
Lee	30	364	29	91	.319	9	17	.529	33	67	65	15	4	67	2.2
Wilson	5	59	2	14	.143	4	6	.667	3	11	3	4	1	8	1.6

RESULTS

(#, overtime; #2, double OT; #3, three OT; #4, four OT)

Date	Opponent	W/L	Atl.	Opp.	Record	Date	Opponent	W/L	Atl.	Opp.	Record
10/13	at Indiana	L	104	117	0-1	1/10	at Milwaukee	W	117	113	21-21
10/14	DETROIT	W	122	114	1-1	1/12	at Chicago	W	100	93	22-21
10/18	BOSTON	L	99	116	1-2	1/13	SAN DIEGO	W	124	119	23-21
10/21	DENVER	W	130	125	2-2	1/14	HOUSTON	W	115	105	24-21
10/24	at New York	L	109	113	2-3	1/17	PORTLAND	W	111	110	25-21
10/25	at Philadelphia	L	117	118	2-4	1/20	NEW ORLEANS	W	118	94	26-21
10/28	CHICAGO	W	116	92	3-4	1/21	at New Orleans	L	87	108	26-22
10/31	at Washington	W	110	108	4-4	1/23	INDIANA	L	107	110	26-23
11/2	GOLDEN STATE	L	106	113	4-5	1/25	SEATTLE	L	98	100	26-24
11/40	(#) NEW JERSEY	L	117	118	4-6	1/27	SAN ANTONIO	W	120	113	27-24
11/91	SAN DIEGO	W	125	101	5-6	1/30	at Washington	L	105	109	27-25
11/10	at Boston	W	115	103	6-6	1/31	KANSAS CITY	W	130	118	28-25
11/11	MILWAUKEE	W	105	92	7-6		ALL-STAR BREAK				
11/16	at Kansas City	L	100	109	7-7	2/6	BOSTON	W	104	101	29-25
11/18	PHILADELPHIA	W	124	116	8-7	2/7	at Kansas City	L	108	124	29-26
11/21	at San Diego	W	113	107	9-7	2/9	at Phoenix	W	105	102	30-26
11/22	at Denver	W	113	111	10-7	2/11	at Portland	L	87	91	30-27
11/24	at Detroit	L	117	119	10-8	2/14	at Seattle	L	104	116	30-28
11/25	LOS ANGELES	W	109	103	11-8	2/18	at San Diego	L	101	116	30-29
11/28	at Cleveland	L	98	112	11-9	2/20	at Cleveland	W	119	109	31-29
11/30	(#) NEW YORK	W	102	96	12-9	2/21	PORTLAND	W	106	83	32-29
12/2	NEW ORLEANS	W	128	94	13-9	2/24	PHOENIX	W	110	85	33-29
12/6	at Phoenix	L	109	136	13-10	2/27	HOUSTON	W	125	111	34-29
12/8	at Seattle	L	106	107	13-11	3/1	GOLDEN STATE	W	104	86	35-29
12/9	at Golden State	L	84	94	13-12	3/3	CHICAGO	W	119	101	36-29
12/10	at Los Angeles	L	86	88	13-13	3/6	PHILADELPHIA	W	94	91	37-29
12/13	INDIANA	W	117	101	14-13	3/7	(#) KANSAS CITY	W	122	120	38-29
12/15	at New Jersey	W	121	112	15-13	3/11	(#) SEATTLE	W	113	111	39-29
12/17	at New York	L	105	111	15-14	3/13	at Portland	L	82	103	39-30
12/19	at Chicago	L	95	101	15-15	3/14	at Golden State	L	98	113	39-31
12/20	NEW YORK	W	121	112	16-15	3/16	at Los Angeles	L	110	111	39-32
12/22	at Boston	L	105	124	16-16	3/17	at Denver	L	111	118	39-33
12/23	CLEVELAND	W	109	91	17-16	3/20	CLEVELAND	W	115	109	40-33
12/26	at San Antonio	L	111	124	17-17	3/21	DETROIT	W	111	104	41-33
12/27	SAN ANTONIO	W	115	107	18-17	3/23	at San Antonio	W	115	108	42-33
12/29	at Philadelphia	L	107	113	18-18	3/24	at Houston	L	116	120	42-34
12/30	DENVER	W	113	87	19-18	3/30	at New Jersey	L	106	117	42-35
						3/31	at New Orleans	L	107	109	42-36
1/3	LOS ANGELES	L	96	99	19-19						
1/5	at Houston	W	109	106	20-19	4/1	NEW JERSEY	W	109	98	43-36
1/6	WASHINGTON	L	102	106	20-20	4/4	MILWAUKEE	W	118	109	44-36
1/7	at Indiana	L	97	112	20-21	4/6	at Detroit	W	112	96	45-36
						4/7	WASHINGTON	W	103	102	46-36

RESULTS

(#, overtime; #2, double OT; #3, three OT; #4, four OT)

(1) at Hartford, CT

Date	Opponent	W/L	Atl.	Opp.	Record	Date	Opponent	W/L	Atl.	Opp.	Record
10/12	NEW YORK	W	121	104	1-0	1/9	CLEVELAND	W	111	107	26-17
10/13	at Indiana	L	101	115	1-1	1/11	at Boston	L	93	108	26-18
10/16	SAN ANTONIO	L	116	118	1-2	1/12	SAN ANTONIO	W	120	101	27-18
10/17	at Washington	L	97	100	1-3	1/13	at San Antonio	W	107	104	28-18
10/18	INDIANA	W	115	85	2-3	1/16	at San Diego	L	108	111	28-19
10/20	at Houston	L	102	107	2-4	1/17	at Phoenix	L	99	101	28-20
10/23	at Cleveland	W	121	111	3-4	1/18	at Los Angeles	L	102	108	28-21
10/24	CLEVELAND	W	128	118	4-4	1/22	at Kansas City	L	89	101	28-22
10/26	at New Jersey	W	94	90	5-4	1/23	SEATTLE	L	96	98	28-23
10/27	BOSTON	L	95	100	5-5	1/26	CHICAGO	W	109	104	29-23
10/31	PHILADELPHIA	W	102	97	6-5	1/27	at San Antonio	W	118	111	30-23
						1/29	WASHINGTON	W	98	82	31-23
11/2	at Philadelphia	W	85	81	7-5	1/31	(#) GOLDEN STATE	W	111	107	32-23
11/3	NEW JERSEY	W	110	107	8-5		ALL-STAR BREAK				
11/6	at New York	W	98	96	9-5	2/7	at Utah	W	92	90	33-23
11/7	at Detroit	W	115	107	10-5	2/10	(#) at Golden State	W	98	96	34-23
11/10	WASHINGTON	W	109	105	11-5	2/12	at Portland	W	95	89	35-23
11/13	at New Jersey	L	82	101	11-6	2/13	at Seattle	L	86	93	35-24
11/14	UTAH	W	108	97	12-6	2/15	at Denver	L	98	111	35-25
11/17	HOUSTON	L	100	102	12-7	2/17	at Detroit	W	108	99	36-25
11/20	DETROIT	W	109	105	13-7	2/20	MILWAUKEE	W	106	103	37-25
11/21	at Milwaukee	L	93	96	13-8	2/22	PHOENIX	W	111	104	38-25
11/23	at Chicago	L	98	103	13-9	2/26	(1) at Boston	L	97	108	38-26
11/24	BOSTON	L	101	106	13-10	2/27	INDIANA	W	116	111	39-26
11/27	at San Antonio	W	143	120	14-10	2/29	(#) CLEVELAND	W	111	102	40-26
11/28	PORTLAND	W	106	99	15-10						
11/30	at Houston	L	95	106	15-11	3/2	DENVER	W	100	93	41-26
12/1	SAN DIEGO	W	106	96	16-11	3/4	HOUSTON	L	83	93	41-27
12/2	at Cleveland	L	108	126	16-12	3/7	at Indiana	W	99	94	42-27
12/5	at Boston	W	120	92	17-12	3/8	at Houston	W	97	79	43-27
12/8	at Washington	L	95	96	17-13	3/9	NEW YORK	W	98	92	44-27
12/9	at New Jersey	W	122	85	18-13	3/11	(#) PHILADELPHIA	L	97	102	44-28
12/12	NEW YORK	W	114	102	19-13	3/14	BOSTON	W	88	87	45-28
12/14	at Philadelphia	W	103	9							

YEARLY RESULTS: 1980 - 81

31-51 OVERALL (20-21 at home, 11-30 on the road)



SEASON STATS

	G	Min	FGM	FGA	Pct	FTM	FTA	Pct	Reb	Asst	PF	Stl	Blk	Pts	Avg
Drew	67	2075	500	1096	.456	454	577	.787	383	79	264	98	15	1454	21.7
Johnson	75	2693	573	1136	.504	279	356	.784	179	407	188	126	11	1431	19.1
Roundfield	63	2128	426	808	.527	256	355	.721	634	161	258	76	119	1108	17.6
D. Collins	47	1184	230	530	.434	137	162	.846	187	115	166	69	11	597	12.7
Matthews	34	1105	161	330	.488	103	123	.837	72	212	122	61	7	425	12.5
Hawes	74	2309	333	637	.523	222	278	.799	561	198	289	73	32	889	12.0
Criss	66	1708	220	485	.454	185	214	.864	100	283	87	61	3	626	9.5
McMillen	79	1564	253	519	.487	80	108	.741	295	72	165	23	25	587	7.4
Rollins	40	1044	116	210	.552	46	57	.807	286	35	151	29	117	278	7.0
Pellom	77	1472	186	380	.489	81	116	.698	356	48	228	50	92	453	5.9
Hill	24	624	39	116	.336	42	50	.840	51	118	60	26	3	120	5.0
Shelton	55	586	100	219	.457	35	58	.603	138	27	128	18	5	235	4.3
McElroy	54	680	78	202	.386	48	59	.814	48	84	62	20	9	205	3.8
Burleson	31	363	41	99	.414	20	41	.488	94	12	73	8	19	102	3.3
A. Collins	29	395	35	99	.354	24	36	.667	41	25	35	11	1	94	3.2

3-pt. field goals: Atlanta 10-82 (.122) - Drew 0-7 (.000), Johnson 6-20 (.300), Roundfield 0-1 (.000), Matthews 0-6 (.000), Hawes 1-4 (.250), Criss 1-21 (.048), McMillen 1-6 (.167), Rollins 0-1 (.000), Pellom 0-1 (.000), Shelton 0-1 (.000), McElroy 1-8 (.125), A. Collins 0-2 (.000), D. Collins 0-3 (.000), Hill 0-1 (.000), Opponents 32-152 (.211).

RESULTS

Date	Opponent	W/L	Atl.	Opp.	Record
10/11	CHICAGO	W	101	93	1-0
10/14	BOSTON	W	122	116	2-0
10/17	NEW YORK	W	113	101	3-0
10/18	(#) at Detroit	W	125	123	4-0
10/21	INDIANA	L	116	121	4-1
10/24	at Indiana	L	97	104	4-2
10/25	PHILADELPHIA	L	100	113	4-3
10/28	KANSAS CITY	W	119	109	5-3
10/30	(#) at New York	L	115	116	5-4
10/31	at Philadelphia	L	96	107	5-5
11/1	MILWAUKEE	L	93	97	5-6
11/4	at Washington	L	98	122	5-7
11/5	at Boston	L	87	104	5-8
11/7	at Chicago	L	100	103	5-9
11/8	at New Jersey	L	111	115	5-10
11/11	LOS ANGELES	L	97	126	5-11
11/13	at Cleveland	L	111	114	5-12
11/15	WASHINGTON	L	88	100	5-13
11/18	SAN ANTONIO	W	97	93	6-13
11/22	UTAH	W	99	93	7-13
11/25	PORTLAND	W	112	108	8-13
11/26	at Indiana	L	89	110	8-14
11/28	(#) at Milwaukee	L	108	113	8-15
11/29	DETROIT	L	95	98	8-16
12/2	(#) PHILADELPHIA	W	112	108	9-16
12/3	at Boston	L	101	106	9-17
12/5	at Philadelphia	L	100	104	9-18
12/6	DALLAS	W	110	104	10-18
12/9	SAN DIEGO	W	114	87	11-18
12/10	at Detroit	W	100	92	12-18
12/13	MILWAUKEE	W	122	119	13-18
12/16	NEW JERSEY	W	131	114	14-18
12/18	at Utah	W	109	97	15-18
12/19	at Seattle	L	92	95	15-19
12/20	(#) at Portland	L	119	122	15-20
12/23	WASHINGTON	W	100	83	16-20
12/26	at New Jersey	W	108	95	17-20
12/27	BOSTON	L	107	112	17-21
12/30	DENVER	W	96	89	18-21
1/2	INDIANA	L	106	109	18-22
1/3	at New York	L	95	131	18-23

(#, overtime; #2, double OT; #3, three OT; #4, four OT)

Date	Opponent	W/L	Atl.	Opp.	Record
1/6	PHOENIX	L	106	113	18-24
1/8	at Milwaukee	L	95	98	18-25
1/9	(#) CLEVELAND	L	107	108	18-26
1/13	at Denver	L	132	135	18-27
1/14	at San Diego	L	85	106	18-28
1/16	at Golden State	W	111	110	19-28
1/18	at Phoenix	L	86	120	19-29
1/21	at Los Angeles	L	106	116	19-30
1/23	CLEVELAND	L	98	106	19-31
1/24	CHICAGO	L	102	104	19-32
1/27	WASHINGTON	L	104	105	19-33
1/29	NEW YORK	L	111	114	19-34
	ALL-STAR BREAK				
2/3	PHILADELPHIA	L	93	97	19-35
2/6	at Dallas	W	100	98	20-35
2/7	at Houston	L	81	87	20-36
2/10	GOLDEN STATE	W	110	100	21-36
2/12	at San Antonio	L	109	110	21-37
2/13	at Kansas City	L	106	118	21-38
2/15	at Philadelphia	L	98	116	21-39
2/18	at Indiana	W	99	96	22-39
2/21	at Cleveland	W	118	105	23-39
2/22	at Chicago	W	121	116	24-39
2/24	(#) NEW YORK	L	117	120	24-40
2/27	BOSTON	L	102	130	24-41
3/1	SEATTLE	W	108	102	25-41
3/3	at New York	W	100	93	26-41
3/5	at Milwaukee	L	91	107	26-42
3/6	NEW JERSEY	W	109	106	27-42
3/7	HOUSTON	W	114	108	28-42
3/10	CHICAGO	L	116	118	28-43
3/11	at Detroit	L	97	100	28-44
3/13	DENVER	W	119	117	29-44
3/14	CLEVELAND	L	110	112	29-45
3/17	at Cleveland	L	107	122	29-46
3/18	at Boston	W	108	97	30-46
3/20	at New Jersey	L	96	108	30-47
3/22	at Washington	L	101	121	30-48
3/24	DETROIT	W	96	91	31-48
3/26	INDIANA	L	107	115	31-49
3/27	at Chicago	L	83	108	31-50
3/29	(#) MILWAUKEE	L	128	132	31-51

ATLANTA

Most points: 132 at Denver (1/13)
Least points: 81 at Houston (2/7)

OPPONENT

Most points: 135 (Denver, 1/13)
Least points: 83 (Washington, 12/23)

YEARLY RESULTS: 1981 - 82

42-40 OVERALL (24-17 at home, 18-23 on the road)



SEASON STATS

	G	Min	FGM	FGA	Pct	FTM	FTA	Pct	Reb	Asst	PF	Stl	Blk	Pts	Avg
Roundfield	61	2217	424	910	.466	285	375	.760	721	162	210	64	93	1134	18.6
Drew	70	2040	465	957	.486	364	491	.741	375	96	250	64	3	1298	18.5
Johnson	68	2314	455	1011	.450	294	385	.764	191	358	188	102	16	1211	17.8
Sparrow	82	2610	366	730	.501	124	148	.838	224	424	240	87	13	857	10.5
McMillen	73	1792	291	572	.509	140	170	.824	336	129	202	25	24	723	9.9
Hawes	49	1317	178	370	.481	96	126	.762	320	142	156	36	34	456	9.3
Criss	27	552	84	210	.400	65	73	.890	38	75	40	23	2	235	8.7
Glenn	49	833	158	291	.543	59	67	.881	61	87	80	26	3	376	7.7
Macklin	79	1516	210	484	.434	134	173	.775	263	47	225	40	20	554	7.0
Matthews	47	837	131	298	.440	60	79	.759	58	139	129	53	2	324	6.9
McElroy	20	349	52	125	.416	29	36	.806	17	39	44	8	3	134	6.7
Rollins	79	2018	202	346	.584	79	129	.612	611	59	285	35	224	483	6.1
Williams	23	189	42	110	.382	22	26	.846	12	19	18	6	0	110	4.8
Wood	19	238	36	105	.343	20	28	.714	44	11	34	9	1	92	4.8
Pellom	69	1037	114	251	.454	61	79	.772	229	28	164	29	47	289	4.2
Shelton	4	21	2	6	.333	1	2	.500	3	0	3	1	0	5	1.3

3-pt. field goals: Atlanta 28-126 (.219) - Roundfield 1-5 (.200), Drew 4-12 (.333), Johnson 7-30 (.233), Williams 4-20 (.200), Sparrow 1-15 (.067), McMillen 1-3 (.333), Hawes 4-10 (.400), Criss 2-8 (.250), Glenn 1-2 (.500), Macklin 0-3 (.000), Matthews 2-8 (.250), McElroy 1-5 (.200), Wood 0-6 (.000), Pellom 0-1 (.000), Opponents 46-186 (.247).

RESULTS

Date	Opponent	W/L	Atl.	Opp.	Record
10/31	PHILADELPHIA	L	106	108	0-1
11/3	at Chicago	L	96	104	0-2
11/4	at New Jersey	W	95	86	1-2
11/6	at Philadelphia	W	106	99	2-2
11/10	MILWAUKEE	W	94	83	3-2
11/12	WASHINGTON	L	87	95	3-3
11/14	DETROIT	L	104	117	3-4
11/18	PHOENIX	W	102	97	4-4
11/19	at New York	W	89	84	5-4
11/21	INDIANA	W	107	100	6-4
11/24	(#) CLEVELAND	W	94	92	7-4
11/27	(#) at Detroit	W	114	112	8-4
11/28	BOSTON	L	90	98	8-5
12/1	PHILADELPHIA	L	98	107	8-6
12/4	at Milwaukee	L	80	97	8-7
12/5	SEATTLE	L	85	92	8-8
12/8	NEW JERSEY	L	88	98	8-9
12/9	(#) at Cleveland	L	108	112	8-10
12/11	(1) at Boston	L	86	94	8-11
12/12	BOSTON	W	108	97	9-11
12/15	NEW YORK	W	111	98	10-11
12/17	at Denver	L	103	138	10-12
12/19	at Golden State	L	109	126	10-13
12/20	at Los Angeles	L	94	112	10-14
12/22	at Indiana	L	88	92	10-15
12/26	at San Antonio	W	105	97	11-15
12/29	at Houston	W	102	93	12-15
12/30	SAN DIEGO	L	91	94	12-16
1/2	NEW JERSEY	W	97	95	13-16
1/5	CLEVELAND	W	113	103	14-16
1/8	at Milwaukee	W	90	88	15-16
1/9	NEW YORK	W	102	89	16-16
1/13	at Boston	L	95	116	16-17
1/15	at Philadelphia	W	96	90	17-17
1/17	at Washington	L	78	96	17-18
1/19	PORTLAND	W	112	101	18-18
1/21	at New York	L	101	104	18-19
1/22	SAN ANTONIO	L	107	115	18-20
1/23	at Cleveland	W	109	99	19-20
1/26	DALLAS	L	88	90	19-21
1/27	at Detroit	L	107	108	19-22

(1) at Hartford, CT

YEARLY RESULTS: 1982 - 83

43-39 OVERALL (26-15 at home, 17-24 on the road)



SEASON STATS

	G	Min	FGM	FGA	Pct	FTM	FTA	Pct	Reb	Asst	PF	Stl	Blk	Pts	Avg
Roundfield	77	2811	561	1193	.470	337	450	.749	880	225	239	60	115	1464	19.0
Wilkins	82	2697	601	1220	.493	230	337	.682	478	129	210	84	63	1434	17.5
E. Johnson	61	1813	389	858	.453	186	237	.785	124	318	138	61	6	978	16.0
Davis	53	1465	258	567	.455	164	206	.796	128	315	100	43	7	685	12.9
Sparrow	49	1548	264	512	.516	84	113	.743	141	238	162	70	1	615	12.6
McMillen	61	1364	198	424	.467	108	133	.812	217	76	143	17	24	504	8.3
Rollins	80	2472	261	512	.510	98	135	.726	743	75	294	49	343	620	7.8
Glenn	73	1124	230	444	.518	74	89	.831	90	125	132	30	9	534	7.3
Matthews	64	1187	171	424	.403	86	112	.768	91	249	129	60	8	442	6.9
Macklin	73	1171	170	360	.472	101	131	.771	190	71	189	41	10	441	6.0
Hawes	46	860	91	244	.373	46	62	.742	228	59	110	29	8	230	5.0
Brown	26	305	49	104	.471	25	40	.625	88	9	46	5	5	123	4.7
Smith	15	142	29	66	.439	13	14	.929	8	14	17	2	0	71	4.7
Edmonson	32	309	48	139	.345	16	27	.593	39	22	41	11	6	112	3.5
Pellom	2	9	2	6	.333	0	0	.000	0	1	0	0	0	4	2.0
G. Johnson	37	461	25	57	.439	14	19	.737	117	17	69	10	59	64	1.7
Hastings	10	42	5	16	.313	4	6	.667	10	2	3	1	1	14	1.4

3-pt. field goals: Atlanta 45-188 (.239) - Roundfield 5-27 (.185), Wilkins 2-11 (.182), E. Johnson 14-41 (.341), Davis 5-18 (.278), Sparrow 3-15 (.200), Smith 0-2 (.000), McMillen 0-1 (.000), Rollins 0-1 (.000), Glenn 0-1 (.000), Matthews 14-48 (.292), Macklin 0-4 (.000), Brown 0-1 (.000), Hawes 2-14 (.143), Edmonson 0-2 (.000), Hastings 0-2 (.000). Opponents 39-166 (.235).

RESULTS

Date	Opponent	W/L	Atl.	Opp.	Record
10/29	at Detroit	L	86	94	0-1
10/30	BOSTON	L	97	112	0-2
11/2	WASHINGTON	W	105	88	1-2
11/4	MILWAUKEE	L	100	104	1-3
11/6	DETROIT	W	95	93	2-3
11/9	at Denver	W	106	105	3-3
11/12	at Utah	W	106	98	4-3
11/13	at Golden State	L	101	114	4-4
11/16	at Portland	L	87	106	4-5
11/17	at Seattle	L	97	119	4-6
11/20	at Phoenix	L	80	91	4-7
11/23	CHICAGO	W	132	102	5-7
11/27	INDIANA	W	117	98	6-7
11/30	PHILADELPHIA	W	111	97	7-7
12/1	at Boston	L	97	122	7-8
12/3	NEW JERSEY	L	99	107	7-9
12/4	at New York	W	80	79	8-9
12/7	at Cleveland	W	102	90	9-9
12/8	at Philadelphia	L	85	132	9-10
12/10	MILWAUKEE	L	83	104	9-11
12/11	at Chicago	W	117	107	10-11
12/15	at Indiana	W	107	101	11-11
12/16	CLEVELAND	W	106	97	12-11
12/18	(#) BOSTON	L	103	107	12-12
12/21	(#2) at Chicago	L	116	124	12-13
12/23	at Milwaukee	L	90	101	12-14
12/25	at Washington	W	97	91	13-14
12/28	SAN DIEGO	W	123	113	14-14
12/29	at New Jersey	L	99	104	14-15
1/2	KANSAS CITY	L	104	108	14-16
1/4	SAN ANTONIO	L	95	104	14-17
1/6	at New York	W	99	89	15-17
1/7	DALLAS	W	110	102	16-17
1/8	CHICAGO	W	109	89	17-17
1/11	PHILADELPHIA	L	99	109	17-18
1/14	NEW YORK	W	88	80	18-18
1/15	LOS ANGELES	L	101	120	18-19
1/17	at New Jersey	W	102	96	19-19
1/19	SEATTLE	W	116	111	20-19
1/22	at Detroit	L	109	111	20-20
1/24	DETROIT	L	108	112	20-21

(#, overtime; #2, double OT; #3, three OT; #4, four OT)

Date	Opponent	W/L	Atl.	Opp.	Record
1/25	PHOENIX	W	96	94	21-21
1/27	at San Diego	L	100	110	21-22
1/28	at Los Angeles	L	85	109	21-23
2/1	CLEVELAND	W	93	84	22-23
2/3	DENVER	L	112	126	22-24
2/4	at Cleveland	W	92	81	23-24
2/6	at Boston	W	116	111	24-24
2/8	NEW JERSEY	L	109	115	24-25
2/9	at Philadelphia	L	93	106	24-26
	ALL-STAR BREAK				
2/15	at Houston	W	101	91	25-26
2/19	at Dallas	L	100	122	25-27
2/20	at San Antonio	L	100	103	25-28
2/22	GOLDEN STATE	L	97	109	25-29
2/24	DETROIT	W	116	107	26-29
2/26	NEW JERSEY	W	95	88	27-29
2/27	at Indiana	W	125	107	28-29
3/1	INDIANA	W	109	106	29-29
3/3	WASHINGTON	W	91	89	30-29
3/4	HOUSTON	W	115	87	31-29
3/6	at Washington	L	91	102	31-30
3/8	PORTLAND	W	110	93	32-30
3/9	at Milwaukee	L	100	109	32-31
3/12	at Detroit	W	120	119	33-31
3/15	at New York	L	97	119	33-32
3/16	(#) WASHINGTON	W	94	81	34-32
3/18	at Cleveland	W	97	73	35-32
3/19	UTAH	W	99	94	36-32
3/22	at Indiana	W	111	102	37-32
3/23	at Boston	L	102	114	37-33
3/25	NEW YORK	L	87	104	37-34
3/26	at New Jersey	L	81	102	37-35
3/29	CLEVELAND	W	95	82	38-35
3/30	at Philadelphia	L	113	120	38-36
4/1	at Chicago	W	108	107	39-36
4/2	INDIANA	W	109	99	40-36
4/5	BOSTON	L	95	117	40-37
4/8	CHICAGO	W	138	101	41-37
4/9	at Washington	L	78	100	41-38
4/12	PHILADELPHIA	W	102	97	42-38
4/13	at Kansas City	L	103	114	42-39
4/16	MILWAUKEE	W	96	79	43-39

ATLANTA
Most points: 132 vs. Chicago (11/23)
Least points: 78 at Washington (4/9)

OPPONENT
Most points: 132 (Philadelphia, 12/8)
Least points: 73 (Cleveland, 3/18)

YEARLY RESULTS: 1983 - 84

40-42 OVERALL (31-10 at home, 9-32 on the road)



SEASON STATS

	G	Min	FGM	FGA	Pct	FTM	FTA	Pct	Reb	Asst	PF	Stl	Blk	Pts	Avg
Wilkins	81	2961	684	1429	.479	382	496	.770	582	126	197	117	87	1750	21.6
Roundfield	73	2610	503	1038	.485	374	486	.770	721	184	221	61	74	1380	18.9
Johnson	67	1893	353	798	.442	164	213	.770	146	374	155	58	7	886	13.2
Davis	75	2079	354	800	.443	217	256	.848	139	326	146	62	6	925	12.3
Rivers	81	1938	250	541	.462	255	325	.785	220	314	286	127	30	757	9.3
Rollins	77	2351	274	529	.518	118	190	.621	593	62	297	35	277	666	8.6
Glenn	81	1503	312	554	.563	56	70	.800	104	171	146	46	5	681	8.4
Matthews	6	96	16	30	.533	18	22	.818	4	21	13	5	1	50	8.3
Williams	13	258	34	114	.298	36	46	.783	50	16	33	14	1	105	8.1
Wittman	78	1071	160	318	.503	28	46	.609	71	71	82	17	0	350	4.5
Hastings	68	1135	111	237	.468	82	104	.788	270	46	220	40	36	305	4.5
Brown	68	785	94	201	.468	48	65	.738	181	29	161	18	23	236	3.5
Hill	15	181	14	46	.304	17	21	.810	10	35	30	7	0	45	3.0
Pinone	7	65	7	13	.538	6	10	.600	10	3	11	2	1	20	2.9
Criss	9	108	9	22	.409	5	5	1.000	11	21	4	3	0	23	2.6
Paultz	40	486	36	88	.409	17	33	.515	113	18	57	8	7	89	2.2
Landseberger	35	335	17	51	.373	15	26	.577	119	10	32	6	3	53	1.5

3-pt. field goals: Atlanta 23-106 (.217) - Wilkins 0-11 (.000), Roundfield 0-11 (.000), Johnson 16-43 (.372), Davis 0-8 (.000), Rivers 2-12 (.167), Glenn 1-2 (.500), Matthews 0-1 (.000), Williams 1-9 (.111), Wittman 2-5 (.400), Hastings 1-4 (.250). Opponents 39-185 (.211).

RESULTS

Date	Opponent	W/L	Atl.	Opp.	Record
10/28	at New Jersey	L	108	126	0-1
10/29	DETROIT	W	117	115	1-1
11/1	WASHINGTON	W	95	92	2-1
11/4	CHICAGO	W	103	90	3-1
11/6	at Milwaukee	L	84	97	3-2
11/8	at Golden State	L	90	97	3-3
11/11	at Seattle	L	93	104	3-4
11/13	at Portland	L	105	135	3-5
11/15	SAN DIEGO	W	107	102	4-5
11/17	PHILADELPHIA	W	99	94	5-5
11/19	SEATTLE	W	104	92	6-5
11/22	INDIANA	W	104	93	7-5
11/25	at Boston	L	102	109	7-6
11/26	HOUSTON	W	115	109	8-6
11/29	DENVER	L	96	105	8-7
11/30	at Philadelphia	L	110	122	8-8
12/2	at Detroit	L	92	128	8-9
12/3	CLEVELAND	W	102	91	9-9
12/6	PHOENIX	W	95	88	10-9
12/7	at Cleveland	L	92	106	10-10
12/9	at Indiana	L	104	110	10-11
12/10	BOSTON	L	87	104	10-12
12/13	at Washington	W	94	89	11-12
12/14	WASHINGTON	L	96	99	11-13
12/17	SAN ANTONIO	W	113	108	12-13
12/20	NEW JERSEY	W	98	87	13-13
12/21	at Boston	L	96	107	13-14
12/23	(#) NEW YORK	W	114	113	14-14
12/27	DALLAS	W	112	109	15-14
12/29	at Cleveland	L	77	88	15-15
12/30	CLEVELAND	W	109	98	16-15
1/2	at Indiana	L	86	96	16-16
1/4	NEW JERSEY	L	88	91	16-17
1/6	MILWAUKEE	W	91	87	17-17
1/7	at New Jersey	L	104	108	17-18
1/10	GOLDEN STATE	W	103	101	18-18
1/12	at Washington	W	106	91	19-18
1/13	INDIANA	W	117	108	20-18
1/17	UTAH	W	112	106	21-18

YEARLY RESULTS: 1984 - 85

34-48 OVERALL (19-22 at home, 15-26 on the road)



SEASON STATS

	G	Min	FGM	FGA	Pct	FTM	FTA	Pct	Reb	Asst	PF	Stl	Blk	Pts	Avg
Wilkins	81	3023	853	1891	.451	486	603	.806	557	200	170	135	54	2217	27.4
Johnson	73	2367	453	946	.479	265	332	.798	192	566	184	43	7	1193	16.3
Rivers	69	2126	334	701	.476	291	378	.770	214	410	250	163	53	974	14.1
Williams	34	867	167	380	.439	79	123	.642	168	94	83	28	8	417	12.3
Wittman	41	1168	187	352	.531	30	41	.732	73	125	58	28	7	406	9.9
Levingston	74	2017	291	552	.527	145	222	.653	566	104	231	70	69	727	9.8
Willis	82	1785	322	690	.467	119	181	.657	522	36	226	31	49	765	9.3
Glenn	60	1126	228	388	.588	62	76	.816	81	122	74	27	0	518	8.6
Carr	62	1195	198	375	.528	101	128	.789	232	80	219	29	78	499	8.0
Rollins	70	1750	186	339	.549	67	93	.720	442	52	213	35	167	439	6.3
Criss	4	115	7	17	.412	4	6	.667	14	22	5	3	0	18	4.5
Russell	21	377	34	63	.540	14	17	.824	40	66	37	17	4	83	4.0
Hastings	64	825	89	188	.473	63	81	.778	159	46	135	24	23	241	3.8
Eaves	3	37	3	6	.500	5	6	.833	0	4	6	0	0	11	3.7
Brown	69	814	78	192	.406	39	68	.574	223	25	117	19	22	195	2.8
Granger	9	92	6	17	.353	4	8	.500	6	12	13	2	0	16	1.8
Lowe	15	159	8	20	.400	8	8	1.000	15	42	23	11	0	24	1.6
Rautins	4	12	0	2	.000	0	0	.000	2	3	3	0	0	0	0.0

3-pt. field goals: Atlanta 73-235 (.311) - Wilkins 25-81 (.309), Johnson 22-72 (.306), Rivers 15-36 (.417), Williams 4-15 (.267), Wittman 2-7 (.286), Levingston 0-2 (.000), Willis 2-9 (.222), Glenn 0-2 (.000), Carr 2-6 (.333), Criss 0-2 (.000), Russell 1-1 (1.000), Granger 0-1 (.000), Lowe 0-1 (.000). Opponents 46-212 (.217).

RESULTS

#, overtime; #2, double OT; #3, three OT; #4, four OT					(1) at New Orleans, LA						
Date	Opponent	W/L	Atl.	Opp.	Record	Date	Opponent	W/L	Atl.	Opp.	Record
10/26	at New Jersey	W	119	104	1-0	1/22	(1) DETROIT	L	113	130	17-25
10/27	PHILADELPHIA	L	108	111	1-1	1/23	PHOENIX	W	101	100	18-25
10/30	at Washington	L	104	119	1-2	1/26	at Chicago	L	104	117	18-26
11/1	DETROIT	L	114	118	1-3	1/29	(1) INDIANA	W	115	106	19-26
11/3	WASHINGTON	W	127	107	2-3	2/1	CLEVELAND	W	126	108	20-26
11/7	at Milwaukee	L	99	103	2-4	2/2	(#) at Detroit	L	102	110	20-27
11/8	(#) at Dallas	L	105	112	2-5	2/4	at Philadelphia	L	92	106	20-28
11/10	at Phoenix	W	114	107	3-5	2/5	(1) DALLAS	L	103	112	20-29
11/13	MILWAUKEE	L	99	110	3-6	2/7	(#) at Milwaukee	W	94	91	21-29
11/15	CLEVELAND	L	99	102	3-7	ALL-STAR BREAK					
11/17	INDIANA	W	118	108	4-7	2/12	at Denver	L	107	131	21-30
11/21	(1) UTAH	W	122	90	5-7	2/13	at Utah	W	94	88	22-30
11/24	NEW JERSEY	W	101	99	6-7	2/15	at LA Lakers	L	111	120	22-31
11/25	at Cleveland	L	111	118	6-8	2/17	at LA Clippers	W	91	90	23-31
11/27	at New York	L	96	97	6-9	2/19	GOLDEN STATE	W	107	104	24-31
11/28	(1) MILWAUKEE	W	95	83	7-9	2/22	NEW YORK	L	105	113	24-32
11/30	HOUSTON	L	102	116	7-10	2/26	DENVER	L	94	106	24-33
12/4	at San Antonio	L	106	114	7-11	2/27	at New Jersey	L	91	114	24-34
12/5	at Kansas City	L	100	121	7-12	3/1	at Boston	W	114	105	25-34
12/7	LA CLIPPERS	W	101	89	8-12	3/2	SAN ANTONIO	L	92	105	25-35
12/9	at Boston	L	127	128	8-13	3/5	(1) PORTLAND	L	91	100	25-36
12/10	at Indiana	W	104	98	9-13	3/6	at Philadelphia	L	86	96	25-37
12/12	(1) CLEVELAND	W	116	99	10-13	3/9	DETROIT	L	113	115	25-38
12/13	at Houston	L	93	96	10-14	3/11	MILWAUKEE	L	115	121	25-39
12/15	BOSTON	L	94	101	10-15	3/12	(1) BOSTON	L	115	126	25-40
12/18	LA LAKERS	L	116	117	10-16	3/14	at Golden State	W	120	112	26-40
12/20	(#2) CHICAGO (NO)	L	129	132	10-17	3/16	at Seattle	L	99	122	26-41
12/22	WASHINGTON	W	119	101	11-17	3/17	at Portland	L	101	114	26-42
12/25	at Cleveland	L	106	109	11-18	3/19	(1) WASHINGTON	W	103	97	27-42
12/26	(1) NEW YORK	W	117	105	12-18	3/22	KANSAS CITY	L	102	121	27-43
12/28	at Washington	L	111	125	12-19	3/23	(#) at Cleveland	W	91	86	28-43
12/29	at Chicago	W	104	101	13-19	3/26	(1)# NEW JERSEY	L	108	109	28-44
1/2	CHICAGO	W	121	107	14-19	3/27	at Indiana	W	125	99	29-44
1/4	at Detroit	L	111	134	14-20	3/30	at Milwaukee	L	95	106	29-45
1/5	NEW JERSEY	W	124	114	15-20	4/1	at Detroit	W	114	100	30-45
1/11	at New Jersey	L	103	122	15-21	4/2	PHILADELPHIA	L	91	102	30-46
1/12	BOSTON	L	111	119	15-22	4/4	at New York	W	100	79	31-46
1/15	at Indiana	W	120	113	16-22	4/6	CHICAGO	L	114	117	31-47
1/16	at Philadelphia	L	99	122	16-23	4/9	at Washington	L	110	130	31-48
1/18	SEATTLE	W	104	90	17-23	4/10	NEW YORK	W	98	94	32-48
1/19	at New York	L	86	88	17-24	4/12	at Chicago	W	119	108	33-48
						4/13	INDIANA	W	122	117	34-48

ATLANTA
Most points: 129 vs. Chicago (12/20)
Least points: 86 (two times)

OPPONENT
Most points: 134 (Detroit, 1/4)
Least points: 79 (New York, 4/4)

YEARLY RESULTS: 1985 - 86

50-32 OVERALL (34-7 at home, 16-25 on the road)



SEASON STATS

	G	Min	FGM	FGA	Pct	FTM	FTA	Pct	Reb	Asst	PF	Stl	Blk	Pts	Avg
Wilkins	78	3049	888	1897	.468	577	705	.818	618	206	170	138	49	2366	30.3
Wittman	81	2760	467	881	.530	104	135	.770	170	306	118	81	14	1043	12.9
Willis	82	2300	419	811	.517	172	263	.654	704	45	294	66	44	1010	12.3
Rivers	53	1571	220	464	.474	172	283	.608	162	443	185	120	13	612	11.5
Johnson	39	862	155	328	.473	79	110	.718	75	219	72	10	1	394	10.1
Levingston	81	1945	294	551	.534	164	242	.678	534	72	260	76	39	752	9.3
Williams	19	367	57	143	.399	41	48	.854	45	67	48	28	1	159	8.4
Koncak	82	1695	263	519	.507	156	257	.607	467	55	296	37	69	682	8.3
Webb	79	1229	199	412	.483	216	275	.785	123	337	164	82	5	616	7.8
Carr	17	258	49	93	.527	18	27	.667	52	14	51	7	15	116	6.8
Rollins	74	1781	173	347	.499	69	90	.767	458	41	239	38	167	415	5.6
Davis	27	402	46	107	.430	51	59	.864	19	112	32	13	0	144	5.3
Battle	64	639	101	222	.455	75	103	.728	62	74	80	23	3	277	4.3
Charles	36	273	49	88	.557	24	36	.667	39	8	37	2	6	122	3.4
Hastings	62	650	65	159	.409	60	70	.857	124	26	118	14	8	193	3.1
Toney	3	24	2	7	.286	1	1	1.000	2	0	6	1	0	5	1.7

3-pt. field goals: Atlanta 33-166 (.199) - Wilkins 13-70 (.186), Wittman 5-16 (.313), Willis 0-6 (.000), Rivers 0-16 (.000), Johnson 5-20 (.250), Levingston 0-1 (.000), Williams 4-11 (.264), Koncak 0-1 (.000), Webb 2-11 (.182), Davis 1-2 (.500), Rollins 0-1 (.000), Battle 0-7 (.000), Hastings 3-4 (.750). Opponents 87-283 (.307).

RESULTS

#, overtime; #2, double OT; #3, three OT; #4, four OT					(1) at Hartford, CT						
Date	Opponent	W/L	Atl.	Opp.	Record	Date	Opponent	W/L	Atl.	Opp.	Record
10/25	WASHINGTON	L	91	100	0-1	1/25	at Washington	L	103	111	24-18
10/26	at Milwaukee	L	91	117	0-2	1/28	INDIANA	W	123	92	25-18
10/29	NEW YORK	W	102	87	1-2	1/29	at Detroit	L	94	107	25-19
						1/31	DETROIT	W	116	103	26-19
11/1	at Boston	L	105	109	1-3	2/1	at New Jersey	L	100	108	26-20
11/2	(#) PHILADELPHIA	W	114	113	2-3	2/4	at Cleveland	W	105	104	27-20
11/5	at Denver	L	113	128	2-4	2/6	at Indiana	W	100	85	28-20
11/6	at Phoenix	W	114	106	3-4	ALL-STAR BREAK					
11/8	at Golden State	L	119	130	3-5	2/11	at Houston	L	100	113	28-21
11/9	at LA Clippers	W	97	94	4-5	2/13	at Sacramento	W	123	114	29-21
11/13	PHOENIX	W	108	101	5-5	2/14	at LA Lakers	L	117	141	29-22
11/15	DETROIT	W	122	118	6-5	2/16	at Portland	W	110	101	30-22
11/16	at New York	L	96	103	6-6	2/17	at Seattle	L	87	100	30-23
11/20	CHICAGO	W	116	101	7-6	2/19	(#) at Utah	L	105	109	30-24
11/23	UTAH	L	106	116	7-7	2/21	INDIANA	W	106	98	31-24
11/24	at Cleveland	L	90	98	7-8	2/22	NEW JERSEY	W	112	83	32-24
11/26	NEW YORK	W	104	94	8-8	2/24	LA LAKERS	W	102	93	33-24
11/27	at Milwaukee	L	96	114	8-9	2/26	CLEVELAND	W	102	93	34-24
11/29	at New Jersey	L	97	107	8-10	2/28	at Detroit	L	103	115	34-25
11/30	BOSTON	L	97	102	8-11	12/4	PORTLAND	W	109	98	9-11
12/4	PORTLAND	W	109	98	9-11	12/6	MILWAUKEE	W	94	93	10-11
12/6	MILWAUKEE	W	110	114	10-12	12/10	(1) at Boston	L	110	114	10-12
12/11	SEATTLE										

YEARLY RESULTS: 1986 - 87

57-25 OVERALL (35-6 at home, 22-19 on the road)



SEASON STATS

	G	Min	FGM	FGA	Pct	FTM	FTA	Pct	Reb	Asst	PF	Stl	Blk	Pts	Avg
Wilkins	79	2969	828	1787	.463	607	742	.818	494	261	149	117	51	2294	29.0
Willis	81	2626	538	1003	.536	227	320	.709	849	62	313	65	61	1304	16.1
Rivers	82	2590	342	758	.451	365	441	.828	299	823	287	171	30	1053	12.8
Wittman	71	2049	398	792	.503	100	127	.787	124	211	107	39	16	900	12.7
McGee	76	1420	311	677	.459	80	137	.584	159	149	156	61	2	788	10.4
Levingston	82	1848	251	496	.506	155	212	.731	533	40	261	48	68	657	8.0
Webb	33	532	71	162	.438	80	105	.762	60	167	65	34	2	223	6.8
Battle	64	804	144	315	.457	93	126	.738	60	124	76	29	5	381	6.0
Koncak	82	1684	169	352	.480	125	191	.654	493	31	262	52	76	463	5.6
Rollins	75	1764	171	313	.546	63	87	.724	488	22	240	43	140	405	5.4
Carr	65	695	134	265	.506	73	103	.709	156	34	146	14	48	342	5.3
Williams	33	481	53	146	.363	27	40	.675	40	139	53	17	5	138	4.2
Hastings	40	256	23	68	.338	23	29	.793	70	13	35	10	7	71	1.8
Henderson	6	10	2	5	.400	1	1	1.000	3	0	1	0	0	5	0.8
Wilson	2	2	0	2	.000	0	0	.000	0	1	1	0	0	0	0.0

3-pt. field goals: Atlanta 135-425 (.318) - Wilkins 31-106 (.292), Willis 1-4 (.250), Rivers 4-21 (.190), Wittman 4-12 (.333), McGee 86-229 (.376), Levingston 0-3 (.000), Webb 1-6 (.167), Battle 0-10 (.000), Koncak 0-1 (.000), Carr 1-3 (.333), Williams 5-18 (.278), Hastings 2-12 (.167). Opponents 128-426 (.300).

RESULTS

Date	Opponent	W/L	Atl.	Opp.	Record
11/1	NEW JERSEY	W	131	111	1-0
11/2	at Philadelphia	W	122	113	2-0
11/4	MILWAUKEE	W	107	98	3-0
11/7	PHOENIX	W	106	86	4-0
11/8	WASHINGTON	W	110	91	5-0
11/11	at Chicago	L	110	112	5-1
11/14	at Detroit	W	105	100	6-1
11/15	at New Jersey	W	109	90	7-1
11/19	at Boston	L	107	111	7-2
11/20	CLEVELAND	W	108	89	8-2
11/22	BOSTON	W	97	96	9-2
11/25	at LA Lakers	W	113	107	10-2
11/26	at Phoenix	L	106	120	10-3
11/28	at Utah	W	97	88	11-3
11/30	at Sacramento	W	113	109	12-3
12/2	DENVER	W	116	100	13-3
12/4	at Houston	W	109	93	14-3
12/5	at Indiana	L	113	119	14-4
12/9	at Cleveland	W	122	96	15-4
12/10	CHICAGO	W	123	95	16-4
12/12	SACRAMENTO	W	130	120	17-4
12/13	at New York	W	122	110	18-4
12/16	DETROIT	L	100	111	18-5
12/18	at Milwaukee	L	95	104	18-6
12/20	SAN ANTONIO	W	111	96	19-6
12/27	GOLDEN STATE	W	119	108	20-6
12/29	at Cleveland	L	106	107	20-7
1/2	at Washington	W	118	101	21-7
1/3	NEW YORK	W	114	92	22-7
1/6	at New York	L	86	118	22-8
1/7	PHILADELPHIA	L	102	109	22-9
1/10	CLEVELAND	W	129	104	23-9
1/12	LA CLIPPERS	W	125	115	24-9
1/14	at Philadelphia	L	93	96	24-10
1/15	MILWAUKEE	W	130	91	25-10
1/18	at Milwaukee	L	91	100	25-11
1/19	at Detroit	L	98	108	25-12
1/21	LA LAKERS	L	109	112	25-13
1/23	at Boston	L	106	126	25-14
1/24	SEATTLE	W	97	87	26-14
1/27	INDIANA	W	114	98	27-14

(#, overtime; #2, double OT; #3, three OT; #4, four OT)

Date	Opponent	W/L	Atl.	Opp.	Record
1/29	at Cleveland	L	91	102	27-15
1/30	NEW YORK	W	106	98	28-15
2/1	HOUSTON	L	104	106	28-16
2/3	(#) BOSTON	W	126	123	29-16
	ALL-STAR BREAK				
2/10	at Seattle	W	125	113	30-16
2/11	at LA Clippers	W	109	82	31-16
2/14	at Golden State	L	96	103	31-17
2/15	at Portland	L	93	98	31-18
2/17	DETROIT	W	107	103	32-18
2/20	INDIANA	L	105	107	32-19
2/21	at Detroit	W	97	102	32-20
2/23	PHILADELPHIA	W	112	103	33-20
2/24	at Chicago	L	103	113	33-21
2/27	BOSTON	W	115	105	34-21
2/28	PORTLAND	W	123	102	35-21
3/2	WASHINGTON	W	121	99	36-21
3/3	at Indiana	W	109	108	37-21
3/6	at New Jersey	W	111	83	38-21
3/7	UTAH	W	122	97	39-21
3/9	CHICAGO	W	108	103	40-21
3/10	(#) at San Antonio	W	113	106	41-21
3/13	at Dallas	W	113	105	42-21
3/15	at Denver	W	104	100	43-21
3/17	WASHINGTON	W	118	98	44-21
3/18	at Philadelphia	L	107	109	44-22
3/20	MILWAUKEE	W	114	97	45-22
3/21	at New York	W	97	85	46-22
3/24	at Washington	W	96	87	47-22
3/26	DALLAS	W	120	112	48-22
3/28	INDIANA	L	114	120	48-23
4/1	at Milwaukee	L	92	104	48-24
4/3	NEW YORK	W	126	89	49-24
4/4	CHICAGO	W	110	97	50-24
4/6	CLEVELAND	W	110	105	51-24
4/8	PHILADELPHIA	W	110	92	52-24
4/10	DETROIT	W	101	99	53-24
4/12	at New Jersey	W	115	88	54-24
4/13	at Indiana	W	102	101	55-24
4/15	NEW JERSEY	W	136	116	56-24
4/16	at Chicago	W	117	114	57-24
4/19	at Boston	L	107	118	57-25

ATLANTA

Most points: 136 vs. New Jersey (4/15)
Least points: 86 at New York (1/6)

OPPONENT

Most points: 126 (Boston, 1/23)
Least points: 82 (L.A. Clippers, 2/11)

YEARLY RESULTS: 1987 - 88

50-32 OVERALL (30-11 at home, 20-21 on the road)



SEASON STATS

	G	Min	FGM	FGA	Pct	FTM	FTA	Pct	Reb	Asst	PF	Stl	Blk	Pts	Avg
Wilkins	78	2948	909	1957	.464	541	655	.826	502	224	162	103	47	2397	30.7
Rivers	80	2502	403	890	.453	319	421	.758	366	747	272	140	41	1134	14.2
Willis	75	2091	356	687	.518	159	245	.649	547	28	240	68	41	871	11.6
Battle	67	1227	278	613	.454	141	188	.750	113	158	84	31	5	713	10.6
Wittman	82	2412	376	787	.478	71	89	.798	170	302	117	50	18	823	10.0
Levingston	82	2135	314	564	.557	190	246	.772	504	71	287	52	84	819	10.0
Carr	80	1483	281	517	.544	142	182	.780	289	103	272	38	83	705	8.8
Webb	82	1347	191	402	.475	107	131	.817	146	337	125	63	12	490	6.0
Koncak	49	1073	98	203	.483	83	136	.610	333	19	161	36	56	279	5.7
McGee	11	117	22	52	.423	2	6	.333	16	13	6	5	0	51	4.6
Rollins	76	1765	133	260	.512	70	80	.875	459	20	229	31	132	336	4.4
Wood	14	79	16	30	.533	7	8	.875	6	19	6	4	0	48	3.4
Whalley	5	24	4	9	.444	3	4	.750	4	2	3	2	0	11	2.2
Washburn	29	174	22	49	.449	13	23	.565	55	3	19	4	8	57	2.0
Hastings	55	403	40	82	.488	25	27	.926	97	16	67	8	10	110	2.0

3-pt. field goals: Atlanta 85-282 (.301) - Wilkins 38-129 (.295), Rivers 9-33 (.273), Willis 0-2 (.000), Battle 16-41 (.390), Levingston 1-2 (.500), Carr 1-4 (.250), Wood 9-19 (.474), Webb 1-19 (.053), Koncak 0-2 (.000), McGee 5-19 (.263), Hastings 5-12 (.417). Opponents 136-406 (.335).

RESULTS

Date	Opponent	W/L	Atl.	Opp.	Record
11/6	WASHINGTON	W	114	97	1-0
11/7	CLEVELAND	W	113	105	2-0
11/10	CHICAGO	L	95	105	2-1
11/11	at New York	W	94	93	3-1
11/14	PHILADELPHIA	W	104	83	4-1
11/15	at Milwaukee	L	103	112	4-2
11/18	GOLDEN STATE	W	95	92	5-2
11/20	at Chicago	L	92	94	5-3
11/21	HOUSTON	W	104	94	6-3
11/25	at Boston	L	102	117	6-4
11/27	at Indiana	L	86	88	6-5
11/28	SAN ANTONIO	W	124	100	7-5
12/1	BOSTON	W	120	106	8-5
12/3	at Washington	W	102	94	9-5
12/4	NEW JERSEY	W	139	102	10-5
12/8	at LA Clippers	W	90	79	11-5
12/9	at Phoenix	L	105	117	11-6
12/11	at Golden State	W	109	93	12-6
12/13	at Sacramento	W	106	100	13-6
12/15	INDIANA	W	93	91	14-6
12/18	at Milwaukee	W	94	87	15-6
12/19	(#) UTAH	W	130	124	16-6
12/22	at Houston	L	103	122	16-7
12/25	at Philadelphia	W	106	100	17-7
12/26	NEW YORK	W	125	98	18-7
12/29	at Chicago	W	108	98	19-7
12/30	at Cleveland	W	117	110	20-7
1/3	LA CLIPPERS	W	121	84	21-7
1/5	DETROIT	W	81	71	22-7
1/6	at Detroit	L	87	90	22-8
1/8	CLEVELAND	W	101	97	23-8
1/9	DENVER	W	113	105	24-8
1/13	at San Antonio	W	120	110	25-8
1/14	at Denver	L	112	115	25-9
1/16	at Dallas	W	101	98	26-9
1/18	at New York	L	102	110	26-10
1/19	CHICAGO	W	106	94	27-10
1/21	at Cleveland	W	101	93	28-10
1/22	at Boston	L	106	124	28-11
1/24	NEW JERSEY	W	118	111	29-11
1/26	BOSTON	L	97	102	29-12

(#, overtime; #2, double OT; #3, three OT; #4, four OT)

Date	Opponent	W/L	Atl.	Opp.	Record
1/29	at LA Lakers	L	107	117	29-13
1/30	at Utah	L	109	115	29-14
2/2	at Portland	L</			

YEARLY RESULTS: 1988 - 89

52-30 OVERALL (33-8 at home, 19-22 on the road)



SEASON STATS

	G	Min	FGM	FGA	Pct	FTM	FTA	Pct	Reb	Asst	PF	Stl	Blk	Pts	Avg
Wilkins	80	2997	814	1756	.464	442	524	.844	553	211	138	117	52	2099	26.2
Malone	81	2878	538	1096	.491	561	711	.789	956	112	154	79	100	1637	20.2
Theus	82	2517	497	1067	.466	285	335	.851	242	387	236	108	16	1296	15.8
Rivers	76	2462	371	816	.455	247	287	.861	286	525	263	181	40	1032	13.6
Battle	82	1672	287	628	.457	194	238	.815	140	197	125	42	9	779	9.5
Levingston	80	2184	300	568	.528	133	191	.696	498	75	270	97	70	734	9.2
Carr	78	1488	226	471	.480	130	152	.855	274	91	221	31	62	582	7.5
Koncak	74	1531	141	269	.524	63	114	.553	453	56	238	54	98	345	4.7
Webb	81	1219	133	290	.459	52	60	.867	123	284	104	70	6	319	3.9
Ferrell	41	231	35	83	.422	30	44	.682	41	10	33	7	6	100	2.4
Tolbert	50	341	40	94	.426	23	37	.622	88	16	55	13	13	103	2.1
Bradley	38	267	28	86	.326	8	16	.500	32	24	41	16	2	72	1.9
Mannion	5	18	2	6	.333	0	0	.000	2	2	2	2	0	4	0.8

3-pt. field goals: Atlanta 110-397 (.277) - Wilkins 29-105 (.276), Malone 0-12 (.000), Theus 17-58 (.293), Rivers 43-124 (.347), Battle 11-34 (.324), Levingston 1-5 (.200), Carr 0-1 (.000), Koncak 0-3 (.000), Webb 1-22 (.045), Bradley 8-31 (.258), Mannion 0-2 (.000). Opponents 147-511 (.288).

RESULTS

Date	Opponent	W/L	Atl.	Opp.	Record
11/4	at New Jersey	W	113	105	1-0
11/5	at Milwaukee	W	107	94	2-0
11/8	INDIANA	W	112	107	3-0
11/9	(#) at Detroit	L	95	101	3-1
11/11	at Philadelphia	L	105	107	3-2
11/12	CHARLOTTE	W	132	111	4-2
11/15	at Cleveland	W	97	95	5-2
11/18	(#) at Chicago	L	112	115	5-3
11/19	GOLDEN STATE	W	111	92	6-3
11/21/20	at Houston	L	113	117	6-4
11/23	at San Antonio	L	109	119	6-5
11/25	at Dallas	L	95	100	6-6
11/26	BOSTON	W	104	91	7-6
11/29	SAN ANTONIO	W	120	104	8-6
12/1	WASHINGTON	W	127	115	9-6
12/3	PORTLAND	W	115	97	10-6
12/6	SACRAMENTO	W	123	113	11-6
12/7	at Boston	W	106	103	12-6
12/9	DETROIT	L	82	92	12-7
12/10	DENVER	L	130	133	12-8
12/13	at Chicago	W	106	88	13-8
12/14	PHILADELPHIA	W	103	96	14-8
12/16	MILWAUKEE	W	115	112	15-8
12/17	at Cleveland	L	94	120	15-9
12/20	SEATTLE	W	121	118	16-9
12/23	INDIANA	W	131	114	17-9
12/27	NEW YORK	W	128	126	18-9
12/30	at Milwaukee	W	117	113	19-9
1/3	DETROIT	W	123	104	20-9
1/4	at Indiana	L	113	116	20-10
1/6	at Detroit	L	88	111	20-11
1/7	NEW JERSEY	W	103	93	21-11
1/10	CHICAGO	L	101	104	21-12
1/13	at Philadelphia	L	101	114	21-13
1/14	at New York	L	122	132	21-14
1/16	at Washington	W	117	106	22-14
1/17	MILWAUKEE	W	111	98	23-14
1/21	CHARLOTTE	W	137	113	24-14
1/24	CLEVELAND	W	121	105	25-14
1/27	at Seattle	L	112	119	25-15
1/28	at Portland	L	94	110	25-16
1/30	at LA Clippers	W	130	101	26-16

(#, overtime; #2, double OT; #3, three OT; #4, four OT)

Date	Opponent	W/L	Atl.	Opp.	Record
2/1	at Utah	W	94	93	27-16
2/2	at Denver	L	103	112	27-17
2/4	(#) at Phoenix	W	118	116	28-17
2/8	NEW YORK	L	101	113	28-18
2/9	at Charlotte	L	108	110	28-19
ALL-STAR BREAK					
2/14	at Chicago	W	106	98	29-19
2/15	at New Jersey	W	119	112	30-19
2/17	CLEVELAND	W	108	100	31-19
2/19	at Miami	L	115	124	31-20
2/20	LA CLIPPERS	W	114	100	32-20
2/23	INDIANA	W	100	97	33-20
2/25	CHICAGO	W	125	95	34-20
2/27	DALLAS	W	105	83	35-20
3/2	at Boston	L	90	104	35-21
3/3	CHARLOTTE	W	133	109	36-21
3/5	UTAH	L	83	85	36-22
3/7	LA LAKERS	L	97	106	36-23
3/8	at Washington	L	111	119	36-24
3/11	MIAMI	W	111	78	37-24
3/14	PHOENIX	L	112	114	37-25
3/16	at Sacramento	W	119	103	38-25
3/17	(#) at Golden State	L	118	127	38-26
3/19	at LA Lakers	W	113	111	39-26
3/21	DETROIT	L	95	110	39-27
3/25	at New York	W	115	108	40-27
3/28	at New Jersey	L	108	111	40-28
3/29	WASHINGTON	W	120	102	41-28
3/31	NEW JERSEY	W	116	99	42-28
4/2	at Indiana	W	132	109	43-28
4/4	at Cleveland	L	91	105	43-29
4/5	PHILADELPHIA	W	135	93	44-29
4/7	(#) HOUSTON	W	120	112	45-29
4/9	CHICAGO	W	108	100	46-29
4/10	at Charlotte	W	112	105	47-29
4/13	BOSTON	W	132	118	48-29
4/15	MILWAUKEE	W	125	100	49-29
4/18	at Indiana	W	121	114	50-29
4/19	at Milwaukee	W	100	92	51-29
4/21	CLEVELAND	W	92	89	52-29
4/23	at Detroit	L	81	99	52-30

ATLANTA
Most points: 137 vs. Charlotte (1/21)
Least points: 81 at Detroit (4/23)

OPPONENT
Most points: 133 (Denver, 12/10)
Least points: 78 (Miami, 3/11)

YEARLY RESULTS: 1989 - 90

41-41 OVERALL (25-16 at home, 16-25 on the road)



SEASON STATS

	G	Min	FGM	FGA	Pct	FTM	FTA	Pct	Reb	Asst	PF	Stl	Blk	Pts	Avg
Wilkins	80	2888	810	1672	.484	459	569	.807	521	200	141	126	47	2138	26.7
Malone	81	2735	517	1077	.480	493	631	.781	812	130	158	47	84	1528	18.9
Rivers	48	1526	218	480	.454	138	170	.812	200	264	151	116	22	598	12.5
Willis	81	2273	418	805	.519	168	246	.683	645	57	259	63	47	1006	12.4
Battle	60	1477	275	544	.506	102	135	.756	99	154	115	28	3	654	10.9
Webb	82	2184	294	616	.477	162	186	.871	201	477	185	105	12	751	9.2
Long	48	1030	174	384	.453	46	55	.836	83	85	66	45	5	404	8.4
Smith	33	674	98	204	.480	55	65	.846	37	142	45	22	1	255	7.7
Carr	44	803	128	248	.516	79	102	.775	149	53	128	15	34	335	7.6
Levingston	75	1706	216	424	.509	83	122	.680	319	80	216	55	41	516	6.9
Volkov	72	937	137	284	.482	70	120	.583	119	83	166	36	22	357	5.0
Matthews	1	13	1	3	.333	2	2	1.000	0	5	0	0	0	4	4.0
Koncak	54	977	78	127	.614	42	79	.532	226	23	182	38	34	198	3.7
Toney	32	286	30	72	.417	21	25	.840	14	52	35	10	0	88	2.8
Marble	24	162	16	58	.276	19	29	.655	24	11	16	7	1	51	2.1
Workman	6	16	2	3	.667	2	2	1.000	3	2	3	3	0	6	1.0
Ferrell	14	29	5	14	.357	2	6	.333	7	2	3	1	0	12	0.9
Williams	5	14	0	4	.000	0	0	.000	1	0	2	0	0	0	0.0

3-pt. field goals: Atlanta 124-411 (.302) - Wilkins 59-183 (.322), Malone 1-9 (.111), Rivers 24-66 (.364), Willis 2-7 (.286), Smith 4-24 (.167), Battle 2-13 (.154), Webb 1-19 (.053), Long 10-29 (.345), Carr 0-4 (.000), Levingston 1-5 (.200), Volkov 13-34 (.382), Matthews 0-1 (.000), Koncak 0-1 (.000), Toney 7-13 (.538), Marble 0-2 (.000), Ferrell 0-1 (.000). Opponents 181-533 (.340).

RESULTS

(#, overtime; #2, double OT; #3, three OT; #4, four OT)

Date	Opponent	W/L	Atl.	Opp.	Record
11/3	INDIANA	W	103	126	0-1
11/7	WASHINGTON	L	114	118	0-2
11/10	at Boston	L	106	117	0-3
11/11	ORLANDO	W	148	109	1-3
11/13	at Orlando	W	112	104	2-3
11/17	(#) at Cleveland	L	125	131	2-4
11/18	GOLDEN STATE	W	112	96	3-4
11/21	at Detroit	W	103	96	4-4
11/22	at Milwaukee	L	100	118	4-5
11/24	at Miami	W	103	87	5-5
11/25	BOSTON	W	108	100	6-5
11/28	at Chicago	L	98	113	6-6
11/29	at Washington	W	111	104	7-6
12/1	UTAH	W	114	103	8-6
12/2	PHILADELPHIA	W	102	92	9-6
12/6	at Orlando	W	118	100	10-6
12/8	PORTLAND	W	127	120	11-6
12/12	MINNESOTA	W	104	91	12-6
12/12	SAN ANTONIO	W	102	94	13-6
12/13	at Philadelphia	L	103	112	13-7
12/15	NEW YORK	L	109	113	13-8
12/19	SACRAMENTO	W	115	112	14-8
12/21	at Miami	W	117	115	15-8
12/22	CHICAGO	L	113	125	15-9
12/25	CLEVELAND	W	115	104	16-9
12/27	at Dallas	L	101	114	16-10
12/30	at Indiana	L	98	105	16-11
1/2	MILWAUKEE	W	113	107	17-11
1/4	at New York	L	95	100	17-12
1/6	NEW JERSEY	W	105	96	18-12
1/7	at New Jersey	L	93	98	18-13
1/10	LA CLIPPERS	L	109	115	18-14
1/13	at Seattle	L	106	113	18-15
1/16	at Sacramento	L	91	108	18-16
1/17	at Utah	L	88	95	18-17
1/19	CHICAGO	L	84	92	18-18
1/23	at Charlotte	W	106	101	19-18
1/24	CLEVELAND	W	103	86	20-18
1/27	at Orlando	W	114	96	21-18
1/29	at Chicago	L	111	121	21-19
1/30	DETROIT	L	95	112	21-20

ATLANTA
Most points: 148 vs. Orlando (11/11)
Least points: 84 vs. Chicago (1/19)

(1) at Baltimore, MD

YEARLY RESULTS: 1990 - 91

43-39 OVERALL (29-12 at home, 14-27 on the road)



SEASON STATS

	G	Min	FGM	FGA	Pct	FTM	FTA	Pct	Reb	Asst	PF	Stl	Blk	Pts	Avg
Wilkins	81	3078	770	1640	.470	476	574	.829	732	265	156	123	65	2101	25.9
Rivers	79	2586	444	1020	.435	221	262	.844	253	340	216	148	47	1197	15.2
Battle	79	1863	397	862	.461	270	316	.854	159	217	145	45	6	1078	13.6
Webb	75	2197	359	803	.447	231	266	.868	174	417	180	118	6	1003	13.4
Willis	80	2373	444	881	.504	159	238	.668	704	99	235	60	40	1051	13.1
Malone	82	1912	280	598	.468	309	372	.831	667	68	134	30	74	869	10.6
Ferrell	78	1165	174	356	.489	125	156	.801	179	55	151	33	27	475	6.1
Robinson	47	674	108	242	.446	47	80	.588	71	132	65	32	8	265	5.6
Moncrief	72	1096	117	240	.488	82	105	.781	128	104	112	50	9	337	4.7
McCormick	56	689	93	187	.497	66	90	.733	165	32	91	11	14	252	4.5
Koncak	77	1931	140	321	.436	32	54	.593	375	124	265	74	76	313	4.1
Wilson	25	162	21	70	.300	13	26	.500	40	11	13	5	1	55	2.2
Wright	4	20	2	3	.667	1	1	1.000	6	0	3	0	0	5	1.3
Leonard	4	9	0	0	.000	2	4	.500	2	0	2	0	1	2	0.5

3-pt. field goals: Atlanta 271-836 (.324) - Wilkins 85-249 (.341), Rivers 88-262 (.336), Battle 14-49 (.286), Webb 54-168 (.321), Willis 4-10 (.400), Malone 0-7 (.000), Ferrell 2-3 (.667), Robinson 2-11 (.182), Moncrief 21-64 (.328), McCormick 0-3 (.000), Koncak 1-8 (.125), Wilson 0-2 (.000). Opponents 217-621 (.349).

RESULTS

(#, overtime; #2, double OT; #3, three OT; #4, four OT)

Date	Opponent	W/L	Atl.	Opp.	Record
11/2	ORLANDO	W	115	111	1-0
11/3	INDIANA	W	121	120	2-0
11/6	at Sacramento	W	102	85	3-0
11/9	at Golden State	L	128	143	3-1
11/10	at LA Clippers	W	112	94	4-1
11/13	CLEVELAND	L	104	121	4-2
11/14	at Philadelphia	L	104	112	4-3
11/16	CHARLOTTE	L	109	119	4-4
11/17	at Detroit	L	83	91	4-5
11/20	at Charlotte	L	121	128	4-6
11/21	at Milwaukee	L	93	105	4-7
11/24	PHILADELPHIA	L	121	124	4-8
11/27	DETROIT	L	97	120	4-9
11/30	CLEVELAND	L	93	101	4-10
12/4	at Houston	W	113	110	5-10
12/5	at San Antonio	W	110	108	6-10
12/7	MILWAUKEE	L	103	104	6-11
12/8	NEW YORK	W	99	86	7-11
12/12	at Miami	W	118	93	8-11
12/13	NEW JERSEY	W	106	97	9-11
12/15	WASHINGTON	W	125	113	10-11
12/17	at Cleveland	W	109	98	11-11
12/20	UTAH	W	105	87	12-11
12/21	at Detroit	L	87	113	12-12
12/23**	at Boston	L	104	132	12-13
12/26	at New Jersey	W	113	111	13-13
12/28	BOSTON	W	131	114	14-13
12/29	GOLDEN STATE	W	134	130	15-13
1/2	LA CLIPPERS	W	120	107	16-13
1/4	INDIANA	W	111	96	17-13
1/5	(#) MINNESOTA	W	117	112	18-13
1/8	SAN ANTONIO	W	109	98	19-13
1/11	at Chicago	L	96	99	19-14
1/12	at New York	L	92	99	19-15
1/14	NEW YORK	W	96	82	20-15
1/15	at Indiana	W	117	106	21-15
1/18	CHICAGO	W	114	105	22-15
1/19	NEW JERSEY	W	114	84	23-15
1/22	MIAMI	W	118	107	24-15
1/23	at Washington	L	99	104	24-16
1/26	at Seattle	L	102	103	24-17

(1) at Baltimore, MD

Date	Opponent	W/L	Atl.	Opp.	Record
1/28	at Portland	L	111	116	24-18
1/29	at Utah	L	105	116	24-19
1/31	at LA Lakers	L	103	116	24-20
2/2	at Denver	L	125	126	24-21
2/5	CLEVELAND	W	118	114	25-21
2/7	CHARLOTTE	W	127	114	26-21
ALL-STAR BREAK					
2/12	at Chicago	L	113	122	26-22
2/13	at New Jersey	L	106	140	26-23
2/16	SEATTLE	W	122	113	27-23
2/19	at New York	W	110	102	28-23
2/20	at Detroit	L	89	97	28-24
2/22	LA LAKERS	W	111	102	29-24
2/23	DALLAS	W	122	107	30-24
2/25	SACRAMENTO	W	96	88	31-24
2/27	at Philadelphia	L	103	107	31-25
2/28	PORTLAND	W	117	109	32-25
3/3	at Milwaukee	W	115	106	33-25
3/5	DENVER	W	139	127	34-25
3/7	PHOENIX	L	104	106	34-26
3/8	at Miami	W	102	96	35-26
3/10	CHICAGO	L	87	122	35-27
3/12	(#) PHILADELPHIA	L	129	133	35-28
3/15	at Dallas	W	127	117	36-28
3/16	at Phoenix	L	116	128	36-29
3/19	BOSTON	W	104	92	37-29
3/20	at Chicago	L	107	129	37-30
3/22	(1) at Washington	L	116	121	37-31
3/23	MIAMI	W	108	93	38-31
3/26	at Indiana	L	113	123	38-32
3/28	HOUSTON	L	111	112	38-33
3/30	at Milwaukee	L	96	104	38-34
4/4	at Charlotte	L	91	98	38-35
4/6	INDIANA	W	137	110	39-35
4/8	WASHINGTON	W	105	94	40-35
4/9	at Cleveland	W	104	98	41-35
4/11	at Minnesota	L	98	112	41-36
4/13	MILWAUKEE	W	97	91	42-36
4/16	at Orlando	L	106	113	42-37
4/17	CHARLOTTE	L	111	123	42-38
4/19	DETROIT	L	120	126	42-39
4/21	at Boston	W	117	105	43-39

ATLANTA
Most points: 139 vs. Denver (3/5)
Least points: 83 at Detroit (11/17)

OPPONENT
Most points: 143 (Golden State, 11/9)
Least points: 82 (New York, 1/14)

** Game on 11/28/90 was stopped in progress (slippery floor) and completed on 12/23/90.

YEARLY RESULTS: 1991 - 92

38-44 OVERALL (23-18 at home, 15-26 on the road)



SEASON STATS

	G	Min	FGM	FGA	Pct	FTM	FTA	Pct	Reb	Asst	PF	Stl	Blk	Pts	Avg
Wilkins	42	1601	424	914	.464	294	352	.835	295	158	77	52	24	1179	28.1
Willis	81	2962	591	1224	.483	292	363	.804	1258	173	223	72	54	1480	18.3
Augmon	82	2505	440	899	.489	213	320	.666	420	201	161	124	27	1094	13.3
Robinson	81	2202	423	928	.456	175	275	.636	219	446	178	105	24	1055	13.0
Ferrell	66	1598	331	632	.524	166	218	.761	210	92	134	49	17	839	12.7
Graham	78	1718	305	682	.447	126	170	.741	231	175	193	96	21	791	10.1
Rasmussen	81	1968	347	726	.478	30	40	.750	393	107	233	35	48	729	9.0
Volkov	77	1516	251	569	.441	125	198	.631	265	250	178	66	30	662	8.6
Mays	2	32	6	14	.429	2	2	1.000	2	1	4	0	0	17	8.5
Cheeks	56	1086	115	249	.462	26	43	.605	95	185	73	83	0	259	4.6
Wiley	41	767	71	160	.444	21	30	.700	73	166	73	43	3	177	4.3
Sanders	12	117	20	45	.444	7	9	.778	26	9	15	5	3	47	3.9
Monroe	38	313	53	144	.368	19	23	.826	33	27	19	12	2	131	3.4
Koncak	77	1489	111	284	.391	19	29	.655	261	132	207	50	67	241	3.1
Leonard	5	13	4	6	.667	2	2	1.000	5	1	3	1	0	10	2.0

3-pt. field goals: Atlanta 210-671 (.313) - Wilkins 37-128 (.289), Willis 6-37 (.162), Augmon 1-6 (.167), Robinson 34-104 (.327), Ferrell 11-33 (.333), Graham 55-141 (.390), Rasmussen 5-23 (.217), Volkov 35-110 (.318), Mays 3-6 (.500), Cheeks 3-6 (.500), Wiley 14-38 (.368), Monroe 6-27 (.222), Koncak 0-12 (.000). Opponents 251-732 (.343).

RESULTS

(#, overtime; #2, double OT; #3, three OT; #4, four OT)

Date	Opponent	W/L	Atl.	Opp.	Record
11/2	DETROIT	L	87	89	0-1
11/5	UTAH	W	98	94	1-1
11/6	at Charlotte	L	104	114	1-2
11/8	at Boston	W	100	95	2-2
11/9	MIAMI	W	97	93	3-2
11/12	CHARLOTTE	W	118	100	4-2
11/14	at Sacramento	L	96	98	4-3
11/15	at Phoenix	W	119	115	5-3
11/17	at LA Lakers	L	89	111	5-4
11/20	SACRAMENTO	W	116	104	6-4
11/22	at Philadelphia	W	99	92	7-4
11/23	at Washington	L	115	126	7-5
11/26	DETROIT	L	93	103	7-6
11/27	at Detroit	L	91	100	7-7
11/29	SAN ANTONIO	L	85	88	7-8
11/30	BOSTON	W	129	102	8-8
12/3	at Dallas	W	103	99	9-8
12/5	at Houston	W	109	97	10-8
12/7	(#2) NEW YORK	L	128	137	10-9
12/10	MILWAUKEE	W	118	104	11-9
12/12	at Cleveland	L	107	134	11-10
12/14	at Miami	L	101	121	11-11
12/17	INDIANA	W	117	113	12-11
12/20	CLEVELAND	L	99	122	12-12
12/21	at Chicago	L	103	117	12-13
12/23	at New Jersey	L	93	105	12-14
12/26	CHICAGO	L	111	122	12-15
12/28	(#) MINNESOTA	W	125	122	13-15
1/2	PHOENIX	W	123	105	14-15
1/4	LA CLIPPERS	W	97	95	15-15
1/6	HOUSTON	W	109	97	16-15
1/7	at New York	W	109	94	17-15
1/9	DALLAS	W	124	108	18-15
1/11	at Indiana	L	115	138	18-16
1/14	MILWAUKEE	W	93	88	19-16
1/16	at Utah	L	111	116	19-17
1/17	(#) at LA Clippers	L	107	111	19-18
1/19	at Denver	W	119	93	20-18
1/21	at Seattle	W	128	119	21-18
1/22	at Golden State	L	124	134	21-19
1/24	at Portland	L	117	125	21-20

(1) at Baltimore, MD

Date	Opponent	W/L	Atl.	Opp.	Record
1/28	PHILADELPHIA	W	110	109	22-20
1/29	at Milwaukee	W	110	100	23-20

YEARLY RESULTS: 1992 - 93

43-39 OVERALL (25-16 at home, 18-23 on the road)



SEASON STATS

	G	Min	FGM	FGA	Pct	FTM	FTA	Pct	Reb	Asst	PF	Stl	Blk	Pts	Avg
Wilkins	71	2647	741	1584	.468	519	627	.828	482	227	116	70	27	2121	29.9
Willis	80	2878	616	1218	.506	196	300	.653	1028	165	264	68	41	1435	17.9
Augmon	73	2112	397	792	.501	227	307	.739	287	170	141	91	18	1021	14.0
Blaylock	80	2820	414	964	.429	123	169	.728	280	671	156	203	23	1069	13.4
Ferrell	82	1736	327	696	.470	176	226	.779	191	132	160	59	17	839	10.2
Graham	80	1508	256	560	.457	96	131	.733	190	164	185	86	6	650	8.1
Mays	49	787	129	309	.417	54	82	.659	53	72	59	21	3	341	7.0
Keefe	82	1549	188	376	.500	166	237	.700	432	80	195	57	16	542	6.6
Henson	53	719	71	182	.390	34	40	.850	55	155	85	30	1	213	4.0
Koncak	78	1975	124	267	.464	24	50	.480	427	140	264	75	100	275	3.4
Rasmussen	22	283	30	80	.375	9	13	.692	55	5	61	5	10	71	3.2
Foster	33	205	44	95	.463	13	18	.722	56	10	41	3	9	101	3.1
Wiley	25	354	26	81	.321	5	8	.625	35	81	49	26	2	72	2.9
Breuer	12	107	15	31	.484	2	5	.400	28	6	12	2	3	32	2.7
Sanders	9	120	10	25	.400	4	8	.500	29	6	16	8	1	24	2.7
Stivrins	5	15	4	9	.444	0	0	.000	5	0	0	0	1	8	1.6
Spencer	3	15	0	3	.000	0	0	.000	1	0	3	2	0	0	0.0

3-pt. field goals: Atlanta 382-1076 (.355) - Wilkins 120-316 (.380), Willis 7-29 (.241), Augmon 0-4 (.000), Blaylock 118-315 (.375), Ferrell 9-36 (.250), Graham 42-141 (.298), Mays 29-84 (.345), Keefe 0-1 (.000), Henson 37-80 (.463), Koncak 3-8 (.375), Rasmussen 2-6 (.333), Foster 0-4 (.000), Wiley 15-51 (.294), Stivrins 0-1 (.000). Opponents 281-833 (.337).

RESULTS

Date	Opponent	W/L	Atl.	Opp.	Record
11/6	NEW YORK	L	94	106	0-1
11/7	at Chicago	W	100	99	1-1
11/11	at Houston	L	82	101	1-2
11/12	at San Antonio	W	104	97	2-2
11/14	at Dallas	L	105	113	2-3
11/17	MILWAUKEE	L	106	114	2-4
11/19	NEW JERSEY	L	101	108	2-5
11/21	BOSTON	W	116	107	3-5
11/23 (#)	at Boston	W	101	97	4-5
11/25	at Philadelphia	W	111	105	5-5
11/27	at Cleveland	L	101	122	5-6
11/28	MIAMI	W	112	100	6-6
12/1	INDIANA	W	119	107	7-6
12/2	NEW JERSEY	L	118	122	7-7
12/4	at Indiana	L	106	122	7-8
12/5	SAN ANTONIO	W	113	105	8-8
12/7	CHICAGO	W	123	114	9-8
12/11 (#)	DENVER	W	112	107	10-8
12/12	PHILADELPHIA	L	96	103	10-9
12/13	DETROIT	L	94	107	10-10
12/16	at Detroit	L	88	89	10-11
12/18	at Miami	W	108	100	11-11
12/19	ORLANDO	L	84	125	11-12
12/22	CHARLOTTE	L	114	130	11-13
12/26	at Minnesota	W	113	105	12-13
12/28	at Washington	L	96	97	12-14
12/29	CLEVELAND	L	96	114	12-15
1/2	MILWAUKEE	L	93	106	12-16
1/5	WASHINGTON	L	100	107	12-17
1/7	at Milwaukee	W	100	94	13-17
1/8	at Detroit	W	101	92	14-17
1/12	GOLDEN STATE	W	126	118	15-17
1/14	DETROIT	W	108	91	16-17
1/16	at Cleveland	L	99	127	16-18
1/19	at Charlotte	W	102	100	17-18
1/20	at Boston	L	106	121	17-19
1/22	NEW JERSEY	W	102	91	18-19
1/23	PHOENIX	L	91	110	18-20
1/25	SACRAMENTO	W	117	106	19-20
1/26	at Orlando	L	106	120	19-21
1/28	at New York	W	110	105	20-21
1/30	PHILADELPHIA	W	149	123	21-21

(#, overtime; #2, double OT; #3, three OT; #4, four OT)

Date	Opponent	W/L	Atl.	Opp.	Record
2/2	SEATTLE	W	118	109	22-21
2/3	at Miami	L	96	116	22-22
2/6	CLEVELAND	L	109	120	22-23
2/9	at Golden State	W	125	114	23-23
2/11	at Sacramento	L	105	116	23-24
2/13	at Utah	W	121	112	24-24
2/14	at LA Lakers	L	96	135	24-25
2/16	at Portland	L	90	105	24-26
2/18	at Phoenix	L	119	131	24-27
ALL-STAR BREAK					
2/23	WASHINGTON	W	109	94	25-27
2/24	at Philadelphia	W	132	107	26-27
2/26	BOSTON	L	99	110	26-28
2/27	at Chicago	L	92	112	26-29
3/2	at New York	L	98	107	26-30
3/4	at Indiana	L	111	136	26-31
3/6	UTAH	W	139	118	27-31
3/8	LA CLIPPERS	W	121	113	28-31
3/9	at Milwaukee	W	117	103	29-31
3/12	ORLANDO	W	110	92	30-31
3/14	LA LAKERS	W	117	107	31-31
3/16	at Charlotte	W	122	107	32-31
3/17	at New Jersey	L	93	114	32-32
3/19	MINNESOTA	W	121	103	33-32
3/23	DALLAS	W	125	107	34-32
3/25	HOUSTON	W	106	96	35-32
3/27	MIAMI	W	118	106	36-32
3/29 (#)	PORTLAND	W	127	118	37-32
3/31	at Denver	W	103	94	38-32
4/2	at LA Clippers	L	99	111	38-33
4/3	at Seattle	L	105	129	38-34
4/6 (#)	NEW YORK	W	109	104	39-34
4/9	CHICAGO	L	87	88	39-35
4/10	at Charlotte	W	118	105	40-35
4/13 (#2)	CLEVELAND	L	109	112	40-36
4/14	at Detroit	L	84	87	40-37
4/17	CHARLOTTE	L	107	110	40-38
4/20	INDIANA	W	111	102	41-38
4/21	at Washington	W	119	98	42-38
4/23	MILWAUKEE	W	122	106	43-38
4/24	at Orlando	L	85	104	43-39

ATLANTA
Most points: 149 vs. Philadelphia (1/30)
Least points: 82 at Houston (11/11)

OPPONENT
Most points: 136 (Indiana, 3/4)
Least points: 87 (Detroit, 4/14)



YEARLY RESULTS: 1993 - 94

57-25 OVERALL (36-5 at home, 21-20 on the road)



SEASON STATS

	G	Min	FGM	FGA	Pct	FTM	FTA	Pct	Reb	Asst	PF	Stl	Blk	Pts	Avg
Wilkins	49	1687	430	996	.432	275	322	.854	305	114	87	63	88	1196	24.4
Willis	80	2867	627	1257	.499	268	376	.713	963	150	250	79	38	1531	19.1
Manning	26	925	177	372	.476	54	83	.651	169	85	93	46	25	409	15.7
Augmon	82	2605	439	861	.510	333	436	.764	394	187	179	149	45	1212	14.8
Blaylock	81	2915	444	1079	.411	116	159	.730	424	789	144	212	44	1118	13.8
Ehlo	82	2147	316	708	.446	112	154	.727	279	273	161	136	26	821	10.0
Ferrell	72	1155	184	379	.485	144	184	.783	129	65	85	44	16	513	7.1
Lang	82	1608	215	458	.469	73	106	.689	313	51	192	38	87	504	6.1
Keefe	63	763	96	213	.451	81	111	.730	201	34	80	20	9	273	4.3
Koncak	82	1823	159	369	.431	24	36	.667	365	102	236	63	125	342	4.2
Whitley	82	1004	120	236	.508	52	66	.788	99	181	93	59	2	292	3.6
Graham	21	128	21	57	.368	13	17	.765	12	13	11	4	5	58	2.8
Edwards	16	107	17	49	.347	9	16	.563	18	8	9	2	5	43	2.7
Grace	3	8	2	3	.667	0	2	.000	1	1	3	0	0	4	1.3
Bagley	3	13	0	2	.000	2	2	1.000	1	3	2	0	0	2	0.7

3-pt. field goals: Atlanta 260-830 (.323) - Wilkins 61-198 (.308), Manning 1-3 (.333), Willis 9-24 (.375), Augmon 1-7 (.143), Blaylock 114-341 (.334), Ehlo 77-221 (.348), Ferrell 1-9 (.111), Lang 1-4 (.250), Koncak 0-3 (.000), Whitley 0-6 (.000), Graham 3-13 (.231), Edwards 0-1 (.000). Opponents 275-872 (.315).

RESULTS

Date	Opponent	W/L	Atl.	Opp.	Record
11/5	INDIANA	W	116	110	1-0
11/8	at Chicago	L	80	106	1-1
11/10	at Utah	L	88	91	1-2
11/12	at Portland	L	84	94	1-3
11/13 (#)	at Seattle	L	89	97	1-4
11/16	SACRAMENTO	W	118	95	2-4
11/17	at Philadelphia	W	92	90	3-4
11/19	at Miami	W	95	92	4-4
11/20	CHARLOTTE	W	96	91	5-4
11/23	LA LAKERS	W	103	94	6-4
11/24	at Milwaukee	W	89	85	7-4
11/26	WASHINGTON	W	124	108	8-4
11/27	PHILADELPHIA	W	111	79	9-4
11/30	BOSTON	W	122	114	10-4
12/3	HOUSTON	W	133	111	11-4
12/8	at Detroit	W	105	97	12-4
12/9	SAN ANTONIO	W	105	95	13-4
12/11	at Wash. (Balt.)	W	116	108	14-4
12/14	at Cleveland	W	103	92	15-4
12/16	INDIANA	L	81	99	15-5
12/18	DENVER	W	102	96	16-5
12/22	at Boston	W	108	103	17-5
12/23	at New York	L	75	84	17-6
12/26	at New Jersey	L	87	91	17-7
12/28	DETROIT	W	119	101	18-7
12/29	at Orlando	W	92	90	19-7
1/4	CHARLOTTE	W	133	94	20-7
1/7	PORTLAND	W	100	85	21-7
1/8	CLEVELAND	W	102	89	22-7
1/12	CHICAGO	W	92	81	23-7
1/14	DALLAS	W	113	96	24-7
1/15	at Indiana	L	91	94	24-8
1/17	MILWAUKEE	W	102	98	25-8
1/19	GOLDEN STATE	L	119	120	25-9
1/21 (#)	NEW JERSEY	L	111	113	25-10
1/22	at Minnesota	W	98	81	26-10
1/25	at Milwaukee	W	95	90	27-10
1/26	PHOENIX	W	116	107	28-10
1/28	at Charlotte	W	117	105	29-10
1/29	at San Antonio	L	87	100	29-11
1/31	at Dallas	W	90	85	

YEARLY RESULTS: 1994 - 95

42-40 OVERALL (24-17 at home, 18-23 on the road)



YEARLY RESULTS: 1995 - 96

46-36 OVERALL (26-15 at home, 20-21 on the road)



SEASON STATS

	G	Min	FGM	FGA	Pct	FTM	FTA	Pct	Reb	Asst	PF	Stl	Blk	Pts	Avg
Willis	2	89	16	41	.390	10	15	.667	36	3	7	1	3	42	21.0
Blaylock	80	3069	509	1198	.425	156	214	.729	393	616	164	200	26	1373	17.2
Smith	78	2603	417	976	.427	295	349	.845	270	267	216	60	32	1264	16.2
Augmon	76	2362	397	876	.453	252	346	.728	368	197	163	100	47	1053	13.9
Norman	74	1879	388	856	.453	64	140	.457	362	94	154	34	20	938	12.7
Long	79	2579	337	704	.479	238	315	.756	595	127	232	107	34	923	11.7
Ehlo	49	1166	191	422	.453	44	71	.620	147	113	86	46	6	477	9.7
Lang	82	2340	320	677	.473	152	188	.809	456	72	271	45	144	794	9.7
Corbin	81	1389	205	464	.442	78	114	.684	262	67	161	55	16	502	6.2
Wiley	5	17	3	6	.500	0	0	—	4	6	0	1	1	7	1.4
Bazarevich	10	74	11	22	.500	7	9	.778	7	14	10	1	1	30	3.0
Anderson	51	622	57	104	.548	34	71	.479	188	17	103	23	32	148	2.9
Koncak	62	943	77	187	.412	13	24	.542	184	52	137	36	46	179	2.9
Whately	27	292	24	53	.453	20	32	.625	30	54	37	19	0	70	2.6
Les	24	188	11	38	.289	23	27	.852	26	44	28	4	0	50	2.1
Edwards	38	212	22	48	.458	23	32	.719	48	13	30	5	4	67	1.8
Vinson	5	27	1	7	.143	1	1	1.000	0	1	4	0	0	4	0.8
Hovasse	2	4	0	1	.000	0	0	—	0	0	1	1	0	0	--

3-pt. field goals: Atlanta 539-1580 (.341) - Willis 0-1 (.000), Blaylock 199-555 (.359), Smith 135-404 (.334), Augmon 7-26 (.269), Norman 98-285 (.344), Long 11-31 (.355), Ehlo 51-134 (.381), Lang 2-3 (.667), Corbin 14-56 (.250), Wiley 1-4 (.250), Bazarevich 1-6 (.167), Koncak 12-36 (.333), Whately 2-8 (.250), Les 5-23 (.217), Edwards 0-1 (.000), Vinson 1-6 (.167), Hovasse 0-1 (.000). Opponents 420-1212 (.347).

SEASON STATS

	G	Min	FGM	FGA	Pct	FTM	FTA	Pct	Reb	Asst	PF	Stl	Blk	Pts	Avg
Smith	80	2856	494	1143	.432	318	385	.826	326	224	207	68	17	1446	18.1
Blaylock	81	2893	455	1123	.405	127	170	.747	332	478	151	212	17	1268	15.7
Laettner	30	977	159	325	.489	107	130	.823	236	68	119	31	28	425	14.2
Long	82	3008	395	838	.471	257	337	.763	788	183	233	108	34	1078	13.1
Lang	51	1815	281	619	.454	95	118	.805	334	62	178	35	85	657	12.9
Augmon	77	2294	362	738	.491	251	317	.792	304	137	188	106	31	976	12.7
Norman	34	770	127	273	.465	17	48	.354	132	63	68	15	16	304	8.9
Ehlo	79	1758	253	591	.428	81	103	.786	256	138	138	85	9	669	8.5
Henderson	79	1416	192	434	.442	119	200	.595	356	51	217	44	43	503	6.4
Webb	51	817	104	222	.468	74	87	.851	60	140	68	27	2	300	5.9
Rooks	16	215	32	58	.552	29	43	.674	51	9	35	4	14	93	5.8
Jordan	24	247	36	71	.507	22	38	.579	52	29	30	12	7	94	3.9
Bullard	46	460	66	162	.407	16	20	.800	60	18	50	17	11	174	3.8
Boyce	8	41	9	23	.391	2	4	.500	10	3	2	3	1	24	3.0
Nathan	5	15	5	9	.556	3	4	.750	0	2	2	3	0	13	2.6
Mundt	24	118	13	32	.406	5	8	.625	25	2	23	1	4	31	1.3
Grandison	4	19	2	4	.500	0	0	—	6	1	0	0	0	4	1.0
Kempton	3	11	0	0	—	0	0	—	2	1	5	0	0	0	—

3-pt. field goals: Atlanta 566-1595 (.355) - Smith 140-423 (.331), Blaylock 231-623 (.371), Laettner 0-8 (.000), Long 31-86 (.360), Lang 0-3 (.000), Augmon 1-4 (.250), Norman 33-84 (.393), Ehlo 82-221 (.371), Henderson 0-3 (.000), Webb 18-57 (.316), Rooks 0-1 (.000), Bullard 26-72 (.361), Boyce 4-8 (.500), Nathan 0-1 (.000), Grandison 0-1 (.000). Opponents 479-1329 (.360).

RESULTS

Date	Opponent	W/L	Atl.	Opp.	Record
11/4	INDIANA	L	92	94	0-1
11/5	(#) DETROIT	L	109	114	0-2
11/7	at Utah	L	86	104	0-3
11/9	at Phoenix	L	102	106	0-4
11/10	at LA Clippers	W	108	91	1-4
11/12	at Sacramento	L	97	105	1-5
11/15	BOSTON	W	110	94	2-5
11/18	(#) MILWAUKEE	L	93	97	2-6
11/19	at New York	L	79	92	2-7
11/22	PHILADELPHIA	W	102	99	3-7
11/23	at Minnesota	W	89	77	4-7
11/25	LA LAKERS	L	87	92	4-8
11/29	CHARLOTTE	L	85	90	4-9
12/2	at Chicago	W	92	81	5-9
12/3	ORLANDO	W	107	105	6-9
12/6	(#) at New Jersey	W	94	91	7-9
12/7	at Boston	L	80	93	7-10
12/9	NEW YORK	W	89	85	8-10
12/10	at Orlando	L	98	109	8-11
12/13	(#) MINNESOTA	W	85	83	9-11
12/14	at Indiana	L	79	81	9-12
12/16	CHICAGO	L	80	85	9-13
12/17	at Miami	L	85	96	9-14
12/20	MILWAUKEE	W	115	97	10-14
12/22	UTAH	L	94	103	10-15
12/23	at Detroit	W	97	77	11-15
12/27	at Houston	L	93	105	11-16
12/29	(#) SAN ANTONIO	W	127	121	12-16
12/30	at Cleveland	L	85	87	12-17
1/3	PORTLAND	L	98	103	12-18
1/4	at New York	L	80	89	12-19
1/6	WASHINGTON	W	112	90	13-19
1/7	NEW JERSEY	W	102	85	14-19
1/10	at Washington	W	99	96	15-19
1/13	ORLANDO	L	96	101	15-20
1/16	MIAMI	W	99	95	16-20
1/18	PHILADELPHIA	L	80	92	16-21
1/20	at Indiana	L	89	99	16-22
1/21	BOSTON	W	89	84	17-22
1/25	at Charlotte	W	103	96	18-22
1/26	CLEVELAND	L	68	77	18-23
1/28	CHARLOTTE	L	93	102	18-24

(#, overtime; #2, double OT; #3, three OT; #4, four OT)

Date	Opponent	W/L	Atl.	Opp.	Record
1/30	at Miami	W	95	92	19-24
2/1	GOLDEN STATE	W	111	99	20-24
2/3	SEATTLE	L	98	121	20-25
2/4	at Detroit	L	78	84	20-26
2/6	at Philadelphia	W	107	92	21-26
2/8	NEW JERSEY	W	111	88	22-26
ALL-STAR BREAK					
2/14	at Denver	W	99	88	23-26
2/17	at Dallas	W	110	90	24-26
2/18	at San Antonio	L	97	111	24-27
2/21	CHICAGO	L	88	105	24-28
2/23	DALLAS	W	110	92	25-28
2/24	at Wash. (Balt.)	W	107	92	26-28
2/27	SACRAMENTO	W	118	99	27-28
3/2	at Milwaukee	L	93	102	27-29
3/3	DETROIT	W	94	78	28-29
3/5	(#) at Orlando	L	111	113	28-30
3/8	DENVER	W	99	88	29-30
3/10	NEW YORK	W	108	81	30-30
3/12	at Boston	W	104	98	31-30
3/13	HOUSTON	L	86	97	31-31
3/15	at Chicago	L	86	99	31-32
3/18	PHOENIX	W	122	117	32-32
3/20	LA CLIPPERS	W	106	102	33-32
3/22	MIAMI	L	84	98	33-33
3/24	at Cleveland	L	74	75	33-34
3/25	CHICAGO	L	98	99	33-35
3/28	at Portland	W	102	91	34-35
3/30	at Golden State	W	108	80	35-35
3/31	at LA Lakers	L	107	121	35-36
4/2	at Seattle	L	83	105	35-37
4/5	CLEVELAND	W	96	87	36-37
4/7	INDIANA	W	102	90	37-37
4/9	at Milwaukee	L	99	102	37-38
4/11	(#) at Philadelphia	W	110	106	38-38
4/12	WASHINGTON	W	90	82	39-38
4/14	at Cleveland	L	70	83	39-39
4/16	at Charlotte	W	94	93	40-39
4/19	at New Jersey	W	104	99	41-39
4/21	DETROIT	W	128	111	42-39
4/23	at Indiana	L	87	103	42-40

RESULTS

Date	Opponent	W/L	Atl.	Opp.	Record
11/3	INDIANA	L	106	111	0-1
11/4	ORLANDO	W	124	91	1-1
11/6	at Utah	L	96	105	1-2
11/8	at LA Clippers	W	100	92	2-2
11/9	at Golden State	W	125	121	3-2
11/11	at Dallas	W	113	100	4-2
11/14	CHARLOTTE	W	111	104	5-2
11/17	MIAMI	L	88	91	5-3
11/19	at Sacramento	W	108	94	6-3
11/21	at Denver	L	99	107	6-4
11/22	at Phoenix	L	112	117	6-5
11/25	TORONTO	W	114	102	7-5
11/28	(#) at New York	W	102	97	8-5
11/29	PHILADELPHIA	W	106	81	9-5
12/1	DALLAS	L	98	106	9-6
12/2	at Detroit	L	96	104	9-7
12/6	at Washington	L	79	96	9-8
12/7	SAN ANTONIO	L	102	104	9-9
12/9	NEW YORK	L	92	101	9-10
12/10	at Boston	W	108	103	10-10
12/12	MINNESOTA	L	78	85	10-11
12/14	CHICAGO	L	108	127	10-12
12/16	DENVER	W	95	86	11-12
12/22	NEW JERSEY	W	94	91	12-12
12/23	at Milwaukee	L	111	115	12-13
12/26	LA CLIPPERS	W	94	88	13-13
12/29	GOLDEN STATE	L	96	117	13-14
12/30	at Chicago	L	93	95	13-15
1/2	SEATTLE	L	88	111	13-16
1/4	(#) TORONTO	W	104	101	14-16
1/6	at Charlotte	L	90	96	14-17
1/7	at New Jersey (PPD - Snow - rescheduled 4/5)				
1/9	SACRAMENTO	W	104	88	15-17
1/11	at Toronto	W	87	79	16-17
1/13	BOSTON	W	108	105	17-17
1/15	DETROIT	W	96	88	18-17
1/17	INDIANA	W	102	93	19-17
1/19	at Philadelphia	W			

YEARLY RESULTS: 1996 - 97

56-26 OVERALL (36-5 at home, 20-21 on the road)



SEASON STATS

	G	Min	FGM	FGA	Pct	FTM	FTA	Pct	Reb	Asst	PF	Stl	Blk	Pts	Avg
Smith	72	2818	491	1145	.429	333	393	.847	238	305	173	62	23	1446	20.1
Laettner	82	3140	548	1128	.486	359	440	.816	720	223	277	102	64	1486	18.1
Blaylock	78	3056	501	1159	.432	131	174	.753	413	463	141	212	20	1354	17.4
Mutombo	80	2973	380	721	.527	306	434	.705	929	110	249	49	264	1066	13.3
Corbin	70	2305	253	600	.422	86	108	.796	294	124	176	90	7	666	9.5
James	53	945	125	306	.408	30	36	.833	81	21	98	11	1	356	6.7
Henderson	30	501	77	162	.475	45	75	.600	116	23	73	21	6	199	6.6
Burton	24	380	39	116	.336	57	68	.838	41	11	55	8	3	148	6.2
Recasner	71	1207	148	350	.423	51	58	.879	115	94	97	38	4	405	5.7
Barry	58	965	100	246	.407	37	46	.804	99	115	56	55	3	285	4.9
Norman	17	220	27	94	.287	4	12	.333	39	12	17	7	3	64	3.8
Lauderdale	35	180	49	89	.551	13	23	.565	43	12	39	1	9	111	3.2
Boyce	22	154	21	63	.333	11	22	.500	15	13	17	10	4	55	2.5
Hancock (TOT)	24	133	16	35	.457	10	14	.714	18	12	15	9	1	42	1.8
Hancock (ATL)	14	86	13	27	.481	8	12	.667	13	7	6	7	1	34	2.4
Newbill	72	850	40	91	.440	20	52	.850	204	24	115	28	15	100	1.4
Alston	2	11	0	5	.000	0	2	.000	4	0	0	0	0	0	0.0
Miller	1	14	0	5	.000	0	0	—	7	0	0	2	0	0	0.0

3-pt. field goals: Atlanta 659-1834 (.359) - Smith 130-388 (.335), Laettner 31-88 (.352), Blaylock 221-604 (.366), Corbin 74-208 (.356), James 76-181 (.420), Burton 13-46 (.283), Recasner 58-140 (.414), Barry 48-124 (.387), Norman 6-38 (.158), Lauderdale 0-1 (.000), Boyce 2-16 (.125). Opponents 485-1399 (.347).

RESULTS

Date	Opponent	W/L	Atl.	Opp.	Record
11/1	at Miami	L	81	94	0-1
11/2	DETROIT	L	78	90	0-2
11/4	at Portland	W	94	76	1-2
11/5	at Seattle	W	117	95	2-2
11/7	at Sacramento	W	91	87	3-2
11/10	at LA Lakers	L	85	92	3-3
11/12	CLEVELAND	W	87	83	4-3
11/13	at Boston	L	85	103	4-4
11/15	MIAMI	W	85	77	5-4
11/16	at Chicago	L	69	97	5-5
11/19	at Cleveland	L	63	73	5-6
11/21	at Milwaukee	W	73	65	6-6
11/23	at Toronto	W	91	88	7-6
11/26	VANCOUVER	W	101	80	8-6
11/27	at Orlando	L	75	79	8-7
11/29	WASHINGTON	W	110	81	9-7
12/3	BOSTON	W	105	95	10-7
12/4	at Detroit	L	90	100	10-8
12/7	TORONTO	W	101	75	11-8
12/10	DENVER	W	89	88	12-8
12/14	PHILADELPHIA	W	106	81	13-8
12/17	@Dallas	W	109	73	14-8
12/20	NEW JERSEY	W	109	95	15-8
12/21	at Charlotte	L	93	98	15-9
12/23	at New York	L	76	82	15-10
12/26	CHICAGO	W	108	103	16-10
12/28	at Wash. (Balt.)	L	86	97	16-11
1/3	BOSTON	W	105	95	17-11
1/4	NEW YORK	W	88	71	18-11
1/7	(#) PHOENIX	W	105	103	19-11
1/9	(#) at Orlando	W	87	82	20-11
1/11	(#) SAN ANTONIO	W	97	92	21-11
1/13	at Cleveland	W	93	79	22-11
1/14	MINNESOTA	W	95	93	23-11
1/16	ORLANDO	W	94	71	24-11
1/18	MILWAUKEE	W	94	71	25-11
1/20	CHARLOTTE	W	106	97	26-11
1/21	at Miami	L	91	94	26-12
1/24	(#) WASHINGTON	W	117	105	27-12
1/25	BOSTON	W	95	90	28-12
1/28	at LA Clippers	W	112	96	29-12
1/30	at Utah	L	96	102	29-13
1/31	at Vancouver	W	87	76	30-13

(#, overtime; #2, double OT; #3, three OT; #4, four OT)

Date	Opponent	W/L	Atl.	Opp.	Record
2/2	at Denver	L	104	115	30-14
2/4	at Golden State	W	107	85	31-14
2/5	at Phoenix	L	81	99	31-15
ALL-STAR BREAK					
2/12	TORONTO	W	106	84	32-15
2/14	CHICAGO	L	88	89	32-16
2/15	at San Antonio	W	109	89	33-16
2/17	at Houston	L	98	127	33-17
2/19	INDIANA	W	100	87	34-17
2/21	HOUSTON	W	76	74	35-17
2/22	CHARLOTTE	L	92	93	35-18
2/24	GOLDEN STATE	W	106	100	36-18
2/26	at Milwaukee	W	79	72	37-18
2/28	LA LAKERS	W	86	75	38-18
3/2	at Detroit	L	75	82	38-19
3/4	CLEVELAND	W	93	88	39-19
3/6	at Philadelphia	W	117	104	40-19
3/7	MILWAUKEE	W	90	80	41-19
3/9	at Boston	W	114	90	42-19
3/11	UTAH	W	106	99	43-19
3/12	at Indiana	L	82	92	43-20
3/14	SEATTLE	L	91	97	43-21
3/15	at Chicago	L	79	99	43-22
3/17	(#) ORLANDO	W	112	107	44-22
3/19	INDIANA	W	107	95	45-22
3/21	DALLAS	W	93	72	46-22
3/23	at Toronto	W	90	79	47-22
3/25	PORTLAND	W	96	89	48-22
3/27	LA CLIPPERS	W	103	88	49-22
3/29	SACRAMENTO	W	88	74	50-22
4/2	at Charlotte	L	84	95	50-23
4/4	DETROIT	W	103	89	51-23
4/5	NEW YORK	L	97	102	51-24
4/9	at Philadelphia	W	116	101	52-24
4/11	at Indiana	W	104	92	53-24
4/12	at Minnesota	W	80	66	54-24
4/15	NEW JERSEY	W	109	101	55-24
4/16	at New York	L	92	96	55-25
4/19	PHILADELPHIA	W	136	104	56-25
4/20	at New Jersey	L	92	108	56-26

OPPONENT
Most points: 127 (Houston, 2/17)
Least points: 65 (Milwaukee, 11/21)

YEARLY RESULTS: 1997 - 98

50-32 OVERALL (29-12 at home, 21-20 on the road)



SEASON STATS

	G	Min	FGM	FGA	Pct	FTM	FTA	Pct	Reb	Asst	PF	Stl	Blk	Pts	Avg
Smith	73	2857	489	1101	.444	389	455	.855	309	292	219	75	29	1464	20.1
Henderson	69	2000	365	753	.485	253	388	.652	442	73	175	42	36	986	14.3
Laettner	74	2282	354	730	.485	306	354	.864	487	190	246	71	73	1020	13.8
Mutombo	82	2917	399	743	.537	303	452	.670	932	82	254	34	277	1101	13.4
Blaylock	70	2700	368	938	.392	95	134	.709	341	469	122	183	21	921	13.2
Corbin	79	2699	328	747	.439	101	128	.789	362	173	197	105	7	806	10.3
Recasner	59	1454	206	452	.456	74	79	.937	142	117	94	41	1	548	9.2
Gray	30	472	77	202	.381	55	65	.846	45	34	73	15	11	227	7.6
Daniels (TOT)	6	82	12	29	.414	8	10	.800	7	4	4	3	2	34	5.7
Brown	77	1202	161	372	.433	63	87	.724	183	55	100	23	13	387	5.0
Crawford	40	256	46	110	.418	57	68	.838	41	9	27	12	7	150	3.8
Oliver	5	61	7	19	.368	1	4	.250	9	2	4	1	0	15	3.0
Miller	37	228	29	52	.558	21	39	.538	70	3	41	15	3	79	2.1
Barry	27	256	18	38	.474	11	13	.846	35	49	28	10	1	56	2.1
Anderson	50	398	36	81	.444	16	41	.390	118	15	85	19	10	88	1.8
Livingston	12	82	3	12	.250	4	5	.800	6	5	6	7	2	10	0.8
Whiteside	3	16	1	2	.500	0	2	.000	1	1	0	0	0	2	0.7

3-pt. field goals: Atlanta 337-1016 (.332) - Smith 97-276 (.351), Henderson 3-6 (.500), Laettner 6-27 (.222), Blaylock 90-334 (.269), Corbin 49-141 (.348), Recasner 62-148 (.419), Gray 18-46 (.391), Daniels 2-9 (.222), Brown 2-8 (.250), Crawford 1-3 (.333), Barry 9-21 (.429), Anderson 0-5 (.000), Whiteside 0-1 (.000). Opponents 348-1017 (.342).

RESULTS

(#, overtime; #2, double OT; #3, three OT; #4, four OT)

Date	Opponent	W/L	Atl.	Opp.	Record
10/31	at Orlando	W	105	99	1-0
11/1	(T) TORONTO	W	90	85	2-0
11/4	(D) DETROIT	W	82	71	3-0
11/5	at Philadelphia	W	93	88	4-0
11/7	(D) CHICAGO	W	80	78	5-0
11/8	(#) at Cleveland	W	99	97	6-0
11/11	(D) SEATTLE	W	89	87	7-0
11/12	at Indiana	W	89	86	8-0
11/14	(D) SACRAMENTO	W	104	103	9-0
11/16	(T) LA CLIPPERS	W	89	83	10-0
11/18	(D)(#) WASHINGTON	W	98	89	11-0
11/20	(D) NEW YORK	L	75	100	11-1
11/22	at Detroit	W	85	87	11-2
11/26	(#2) at Toronto	W	109	104	12-2
11/29	(D) CHARLOTTE	W	98	80	13-2
11/30	(D) SAN ANTONIO	W	108	96	14-2
12/2	at Dallas	W	112	79	15-2
12/4	at Houston	L	87	94	15-3
12/9	(T) MIAMI	L	81	97	15-4
12/11	at Phoenix	L	78	94	15-5
12/12	at LA Clippers	W	83	74	16-5
12/14	at Sacramento	W	93	89	17-5
12/15	at Portland	W	99	90	18-5
12/17	(D) CLEVELAND	W	94	83	19-5
12/19	(D) LA LAKERS	L	96	98	19-6
12/20	at Miami	L	92	99	19-7
12/22	(D) UTAH	L	99	101	19-8
12/26	(#) at Milwaukee	L	94	99	19-9
12/27	at Chicago	L	90	97	19-10
1/2	at LA Lakers	L	106	116	19-11
1/3	at Utah	L	82	97	19-12
1/7	at Golden State	W	106	86	20-12
1/9	(T) WASHINGTON	W	82	77	21-12
1/11	(#) at Washington	W	107	102	22-12
1/13	at New York	W	91	89	23-12
1/14	(T) DALLAS	W	108	82	24-12
1/16	(T) GOLDEN STATE	W	102	89	25-12
1/17	at New Jersey	L	81	97	25-13

YEARLY RESULTS: 1998 - 99



31-19 OVERALL (16-9 at home, 15-10 on the road)

SEASON STATS

	G	Min	FGM	FGA	Pct	FTM	FTA	Pct	Reb	Asst	PF	Stl	Blk	Pts	Avg
Smith	36	1314	217	540	.402	191	225	.849	151	118	100	36	11	672	18.7
Blaylock	48	1763	247	651	.379	69	91	.758	224	278	61	99	9	640	13.3
Henderson	38	1142	187	423	.442	100	149	.671	250	28	96	33	19	474	12.5
Mutombo	50	1829	173	338	.512	195	285	.684	610	57	145	16	147	541	10.8
Ellis	20	539	80	190	.421	43	61	.705	109	18	48	8	7	204	10.2
Long	50	1380	151	359	.421	184	235	.783	296	53	143	57	16	489	9.8
Corbin	47	1066	131	335	.391	52	80	.650	145	43	74	31	7	352	7.5
Crawford	42	784	110	255	.431	57	70	.814	90	24	106	10	13	288	6.9
Johnson	49	885	91	225	.404	57	82	.695	75	107	67	35	7	244	5.0
Gray	30	337	53	182	.291	28	37	.757	28	12	30	12	1	146	4.9
McLeod	34	348	62	163	.380	37	45	.822	50	14	24	2	1	162	4.8
Sheppard	18	185	15	39	.385	8	13	.615	22	16	12	3	0	40	2.2
Williams	2	4	0	1	.000	3	4	.750	0	1	0	0	0	3	1.5
West	4	49	22	59	.373	16	45	.356	125	13	81	4	22	60	1.2

3-pt. field goals: Atlanta 197-644 (.306) - Smith 47-139 (.338), Blaylock 77-251 (.307), Henderson 0-1 (.000), Ellis 1-5 (.200), Long 3-18 (.167), Corbin 38-119 (.319), Crawford 11-33 (.333), Johnson 5-19 (.263), Gray 12-42 (.286), McLeod 1-10 (.100), Sheppard 2-7 (.286). Opponents 190-634 (.300).

RESULTS

(#, overtime; #2, double OT; #3, three OT; #4, four OT)

(D) at Georgia Dome, (T) at Georgia Tech

Date	Opponent	W/L	Atti.	Opp.	Record
2/5	(D) CLEVELAND	W	100	83	1-0
2/6	(D) NEW JERSEY	W	111	106	2-0
2/7	at New Jersey	L	69	79	2-1
2/9	at Chicago	W	87	71	3-1
2/11	(T) CHARLOTTE	W	100	88	4-1
2/14	at Philadelphia	L	70	78	4-2
2/16	at Chicago	W	83	67	5-2
2/19	(T)# ORLANDO	L	94	99	5-3
2/20	at Philadelphia	W	76	69	6-3
2/22	(T) CHICAGO	L	68	77	6-4
2/23	at Dallas	L	85	89	6-5
2/25	at Houston	W	93	87	7-5
2/27	at LA Clippers	W	103	74	8-5
3/1	at Orlando	L	67	70	8-6
3/2	(T) WASHINGTON	L	77	97	8-7
3/4	(T) TORONTO	L	77	86	8-8
3/8	at Orlando	W	114	110	9-8
3/10	at Miami	L	77	88	9-9
3/11	(T) BOSTON	W	99	85	10-9
3/13	(T) TORONTO	W	86	75	11-9
3/14	at Detroit	W	85	72	12-9
3/16	at Indiana	W	85	79	13-9
3/17	(D) MIAMI	L	85	86	13-10
3/19	(D) PHOENIX	W	93	85	14-10
3/20	(D) MILWAUKEE	L	77	83	14-11
3/22	at New York	W	80	71	15-11
3/24	(D) INDIANA	W	103	102	16-11
3/26	(D) CHICAGO	W	93	81	17-11
3/27	(D)# PHILADELPHIA	W	103	99	18-11
3/29	at Indiana	W	83	82	19-11
3/30	(D) DETROIT	L	77	93	19-12

Date	Opponent	W/L	Atti.	Opp.	Record
4/1	at New Jersey	L	85	90	19-13
4/2	(T) VANCOUVER	W	84	81	20-13
4/4	(T) CHARLOTTE	W	85	83	21-13
4/5	at Charlotte	W	77	71	22-13
4/7	at Detroit	L	82	89	22-14
4/9	(D) NEW YORK	L	78	86	22-15
4/10	at Cleveland	L	67	81	22-16
4/13	at Milwaukee	L	84	91	22-17
4/14	at Boston	W	77	70	23-17
4/16	(D) ORLANDO	W	91	79	24-17
4/20	at Toronto	W	103	81	25-17
4/22	(T) BOSTON	W	106	94	26-17
4/23	at Washington	W	89	78	27-17
4/25	(T) MILWAUKEE	W	85	70	28-17
4/28	(D) NEW YORK	W	76	73	29-17
4/30	(D)# INDIANA	L	90	92	29-18
5/2	at Cleveland	W	76	65	30-18
5/4	at Miami	L	79	93	30-19
5/5	(D) WASHINGTON	W	100	92	31-19

ATLANTA
Most points: 114 at Orlando (3/8)
Least points: 67 (two times)

OPPONENT
Most points: 110 (Orlando, 3/8)
Least points: 65 (Cleveland, 5/2)



YEARLY RESULTS: 1999 - 2000



28-54 OVERALL (21-20 at home, 7-34 on the road)

SEASON STATS

	G	Min	FGM	FGA	Pct	FTM	FTA	Pct	Reb	Asst	PF	Stl	Blk	Pts	Avg
Rider	60	2084	449	1072	.419	204	260	.785	258	219	132	41	6	1158	19.3
Jackson	79	2767	507	1235	.411	186	212	.877	394	230	167	57	10	1317	16.7
Henderson	82	2775	429	930	.461	224	334	.671	571	77	233	81	54	1083	13.2
Mutombo	82	2984	322	573	.562	298	421	.708	1157	105	248	27	269	942	11.5
Ellis	58	1309	209	464	.450	66	95	.695	290	59	133	32	25	487	8.4
Terry	81	1888	249	600	.415	113	140	.807	166	346	133	90	10	657	8.1
Coles	80	1924	276	607	.455	85	104	.817	172	290	178	58	11	645	8.1
McLeod	44	860	131	332	.395	54	70	.771	138	52	84	16	5	318	7.2
Glover	30	446	66	171	.386	51	70	.729	38	27	28	15	4	195	6.5
Wright	75	1205	180	361	.499	87	135	.644	305	21	203	29	40	448	6.0
Crawford	55	668	91	229	.397	63	81	.778	99	33	83	17	16	252	4.6
Bowdler	46	423	49	115	.426	24	38	.632	85	14	46	14	9	122	2.7
Barry (TOT)	16	159	15	33	.455	4	5	.800	12	33	23	2	0	41	2.6
Barry (ATL)	8	74	6	15	.400	3	3	1.000	4	16	9	0	0	19	2.4
Johnson	38	423	36	103	.350	19	24	.792	39	59	41	23	2	92	2.4

3-pt. field goals: Atlanta 258-814 (.317) - Rider 56-180 (.311), Jackson 117-303 (.386), Henderson 1-10 (.100), Ellis 3-21 (.143), Terry 46-157 (.293), Coles 8-39 (.205), McLeod 2-13 (.154), Glover 12-45 (.267), Wright 1-3 (.333), Crawford 7-27 (.259), Bowdler 0-1 (.000), Barry 7-18 (.389), Johnson 1-6 (.167). Opponents 373-1015 (.367).

RESULTS

(#, overtime; #2, double OT; #3, three OT; #4, four OT)

Date	Opponent	W/L	Atti.	Opp.	Record
11/2	at Washington	L	87	94	0-1
11/4	MILWAUKEE	L	109	119	0-2
11/6	CHICAGO	W	113	97	1-2
11/8	at Denver	L	100	115	1-3
11/10	(#) at Vancouver	L	97	102	1-4
11/13	at Portland	L	95	131	1-5
11/14	at LA Lakers	L	88	95	1-6
11/16	CHARLOTTE	W	103	98	2-6
11/19	at Indiana	W	105	99	3-6
11/20	ORLANDO	L	103	107	3-7
11/23	MIAMI	W	113	106	4-7
11/24	at Miami	L	91	93	4-8
11/26	at Detroit	L	91	93	4-9
11/27	BOSTON	W	94	84	5-9
11/30	at Toronto	W	107	89	6-9
12/2	SACRAMENTO	W	110	100	7-9
12/4	DETROIT	W	112	110	8-9
12/8	LA CLIPPERS	W	99	81	9-9
12/10	GOLDEN STATE	L	99	107	9-10
12/11	at Cleveland	L	116	127	9-11
12/14	MINNESOTA	W	105	94	10-11
12/16	LA LAKERS	L	88	95	10-12
12/18	UTAH	L	96	106	10-13
12/19	at New Jersey	L	88	96	10-14
12/22	at Boston	L	81	98	10-15
12/23	CLEVELAND	W	108	90	11-15
12/27	at Charlotte	L	104	108	11-16
12/29	INDIANA	L	89	116	11-17
12/30	(#) at Detroit	L	105	106	11-18
1/4	at Milwaukee	L	113	116	11-19
1/5	DETROIT	L	108	120	11-20
1/7	TORONTO	W	105	97	12-20
1/8	at Dallas	L	85	95	12-21
1/14	at Chicago	W	89	83	13-21
1/15	PHILADELPHIA	L	98	101	13-22
1/17	MILWAUKEE	L	101	107	13-23
1/19	at Philadelphia	L	89	107	13-24
1/21	at Miami	L	79	101	13-25
1/22	WASHINGTON	W	111	93	14-25
1/25	CHICAGO	W	96	89	15-25
1/28	(#) NEW YORK	W	98	96	16-25
1/29	(#) at Orlando	L	87	103	16-26

Date	Opponent	W/L	Atti.	Opp.	Record
2/2	at New Jersey	W	97	89	17-26
2/4	PORTLAND	L	90	97	17-27
2/5	at Cleveland	W	102	94	18-27
2/8	at Toronto	L	88	109	18-28
2/9	HOUSTON	W	116	100	19-28
ALL-STAR BREAK					
2/15	NEW JERSEY	W	103	86	20-28
2/18	at Phoenix	L	73	85	20-29
2/21	at Utah	L	94	96	20-30
2/23	at Sacramento	W	100	94	21-30
2/25	at Seattle	W	95	87	22-30
2/26	at LA Clippers	L	77	78	22-31
2/28	at Golden State	L	75	80	22-32
3/1	WASHINGTON	L	83	102	22-33
3/3	NEW YORK	W	83	70	23-33
3/4	SEATTLE	L	81	93	23-34
3/6	at Milwaukee	L	78	111	23-35
3/7	at Chicago	L	82	89	23-36
3/9	SAN ANTONIO	L	79	105	23-37
3/11	VANCOUVER	W	91	86	24-37
3/14	at San Antonio	L	79	94	24-38
3/15	INDIANA	L	107	113	24-39
3/17	BOSTON	L	90	114	24-40
3/19	DALLAS	L	85	89	24-41
3/21	MIAMI	W	82	77	25-41
3/22	at Orlando	L	90	103	25-42
3/24	at New York	L	83	95	25-43
3/25	CHARLOTTE	L	70	86	25-44
3/28	DENVER	W	116	111	26-44
3/30	PHOENIX	L	74	118	26-45
4/1	at Houston	L	93	115	26-46
4/4	(#) at Minnesota	L	76	86	26-47
4/5	at Philadelphia	L	86	107	26-48
4/7	TORONTO	L	84	104	26-49
4/8	at Washington	L	98	108	26-50
4/10	at Boston	L	94	99	26-51
4/12	at Charlotte	L	87	119	26-52

YEARLY RESULTS: 2000 - 01

25-57 OVERALL (18-23 at home, 7-34 on the road)



SEASON STATS

	G	Min	FGM	FGA	Pct	FTM	FTA	Pct	Reb	Asst	PF	Stl	Blk	Pts	Avg
Terry	82	3089	596	1367	.436	303	358	.846	269	403	204	104	12	1619	19.7
Jackson	77	550	77	217	.355	73	95	.859	79	50	42	19	4	243	14.3
Ratliff (TOT)	50	1800	228	457	.499	165	217	.760	413	58	165	30	187	621	12.4
Wright	71	1988	363	811	.448	155	216	.718	535	87	232	42	63	881	12.4
Kukoc (TOT)	65	1597	275	582	.473	101	160	.631	259	199	98	48	11	721	11.1
Kukoc (ATL)	17	618	124	252	.492	49	72	.681	97	106	36	13	5	335	19.7
Henderson	73	1810	298	671	.444	173	271	.638	180	50	164	51	29	769	10.5
McLeod	34	907	144	330	.436	45	51	.882	118	58	86	23	8	335	9.9
Mutombo	49	1716	169	354	.477	107	154	.695	693	54	139	20	137	445	9.1
Mohammed (TOT)	58	912	176	369	.477	89	126	.706	307	19	113	29	35	441	7.6
Moham. (ATL)	28	716	135	281	.480	75	98	.765	252	17	73	23	28	345	12.3
Crawford	47	901	122	270	.452	68	83	.819	110	37	117	21	16	318	6.8
Maloney	55	1403	146	348	.420	26	34	.765	117	154	94	56	5	369	6.7
Knight (TOT)	53	1457	139	371	.375	54	66	.818	168	111	155	101	4	333	6.3
Knight (ATL)	47	1364	137	356	.385	49	60	.817	161	286	138	95	3	324	6.9
Glover	57	929	141	336	.420	47	69	.691	131	69	92	49	10	338	5.9
Robinson (TOT)	24	632	67	184	.364	21	24	.875	87	36	46	28	2	199	5.9
Robinson (ATL)	33	631	67	184	.364	21	24	.875	87	36	46	28	2	199	6.0
D. Johnson	78	1313	146	390	.374	64	87	.736	178	64	134	43	30	397	5.1
Mottola	73	989	123	277	.444	73	90	.811	174	25	163	11	9	319	4.4
Bowdler	44	375	53	114	.465	33	40	.825	77	4	45	10	21	140	3.2
Smith	6	78	8	23	.348	1	2	.500	3	10	12	7	0	17	2.8
A. Johnson	25	279	26	71	.366	12	17	.706	23	34	41	17	5	64	2.6
Miller	2	6	1	2	.500	0	0	---	2	0	0	0	0	2	1.0
Bowman	3	19	0	2	.000	0	0	---	3	7	0	0	0	0	0.0
Colson	3	14	0	5	.000	0	0	---	3	3	0	0	0	0	0.0
Panko	1	1	0	0	---	0	0	---	0	0	0	0	0	0	0.0
Sanchez	5	34	0	7	.000	0	0	---	1	5	3	2	0	0	0.0

3-pt. field goals: Atlanta 333-933 (.357) - Terry 124-314 (.395), Jackson 16-38 (.421), Wright 0-2 (.000), Kukoc 38-79 (.481), Henderson 0-1 (.000), McLeod 2-21 (.095), Mohammed 0-1 (.000), Crawford 6-22 (.273), Maloney 51-142 (.359), Knight 1-10 (.100), Glover 9-46 (.196), Robinson 44-116 (.379), D. Johnson 41-127 (.323), Mottola 0-3 (.000), Bowdler 1-5 (.200), Smith 0-2 (.000), A. Johnson 0-3 (.000), Colson 0-1 (.000), Opponents 396-1080 (.367).

RESULTS

Date	Opponent	W/L	Atl.	Opp.	Record
10/31	CHARLOTTE	L	82	106	0-1
11/2	at New York	L	69	94	0-2
11/4	ORLANDO	L	104	107	0-3
11/6	at Vancouver	L	87	97	0-4
11/7	at Portland	L	88	97	0-5
11/9	at Phoenix	L	79	88	0-6
11/10	at LA Clippers	L	106	115	0-7
11/14	PORTLAND	W	99	97	1-7
11/15	at Milwaukee	L	74	84	1-8
11/17	at Boston	L	99	106	1-9
11/18	MINNESOTA	L	84	94	1-10
11/22	NEW YORK	W	78	74	2-10
11/24	PHILADELPHIA	L	67	76	2-11
11/25	at Orlando	L	92	114	2-12
11/28	at Washington	W	102	75	3-12
11/30	CHICAGO	L	82	91	3-13
12/2	MILWAUKEE	W	101	94	4-13
12/5	MIAMI	L	92	100	4-14
12/8	at Miami	L	76	80	4-15
12/9	at Cleveland	L	90	97	4-16
12/12	SACRAMENTO	W	107	99	5-16
12/13	at Detroit	L	69	92	5-17
12/15	at Chicago	W	85	74	6-17
12/16	NEW JERSEY	L	83	89	6-18
12/19	NEW YORK	W	87	77	7-18
12/22	at Toronto	W	78	72	8-18
12/23	INDIANA	W	91	87	9-18
12/26	at New Jersey	W	81	76	10-18
12/28	at Minnesota	L	81	88	10-19
12/29	CLEVELAND	L	85	97	10-20
1/2	BOSTON	W	92	81	11-20
1/3	at Philadelphia	L	80	98	11-21
1/6	ORLANDO	W	83	82	12-21
1/9	SEATTLE	L	86	95	12-22
1/11	GOLDEN STATE	W	107	96	13-22
1/13	LA CLIPPERS	W	108	88	14-22
1/15	NEW JERSEY	L	78	84	14-23
1/18	at Indiana	L	76	84	14-24
1/21	at Washington	L	90	94	14-25
1/23	at Boston	L	82	83	14-26
1/26	WASHINGTON	L	99	106	14-27

(#, overtime; #2, double OT; #3, three OT; #4, four OT)

Date	Opponent	W/L	Atl.	Opp.	Record
1/27	at Cleveland	W	101	90	15-27
1/29	PHOENIX	L	82	95	15-28
1/31	TORONTO	W	102	97	16-28
2/2	MIAMI	L	80	91	16-29
2/3	at Orlando	L	84	96	16-30
2/5	DALLAS	L	81	91	16-31
2/6	at New Jersey	L	84	90	16-32
2/8	at Charlotte	L	84	101	16-33
ALL-STAR BREAK					
2/13	at Chicago	L	92	96	16-34
2/14	MILWAUKEE	L	98	102	16-35
2/17	at Seattle	W	101	94	17-35
2/18	at Golden State	W	98	91	18-35
2/20	at Sacramento	L	80	94	18-36
2/23	at LA Lakers	L	106	113	18-37
2/24	at Denver	L	82	95	18-38
2/26	at Utah	L	82	99	18-39
2/28	TORONTO	L	88	95	18-40
3/2	CHARLOTTE	L	99	105	18-41
3/3	at San Antonio	L	95	124	18-42
3/5	UTAH	L	102	109	18-43
3/7	HOUSTON	L	98	104	18-44
3/9	at Philadelphia	L	103	108	18-45
3/10	CHICAGO	W	93	90	19-45
3/13	VANCOUVER	W	109	99	20-45
3/16	at Indiana	L	97	103	20-46
3/17	DETROIT	L	90	106	20-47
3/19	LA LAKERS	W	108	106	21-47
3/22	SAN ANTONIO	L	101	115	21-48
3/23	at Toronto	L	86	112	21-49
3/25	at Milwaukee	L	98	105	21-50
3/27	(#) BOSTON	L	112	115	21-51
3/29	INDIANA	W	104	93	22-51
3/31	DENVER	W	99	88	23-51
4/5	at Dallas	L	94	108	23-52
4/7	at Houston	L	97	110	23-53
4/9	at Detroit	L	69	81	23-54
4/11	CLEVELAND	W	107	102	24-54
4/13	at New York	L	65	101	24-55
4/14	(#) DETROIT	L	124	129	24-56
4/16	at Charlotte	L	83	106	24-57
4/17	WASHINGTON	W	122	119	25-57

ATLANTA
Most points: 124 vs. Detroit (4/14)
Least points: 65 at New York (4/13)

OPPONENT
Most points: 129 (Detroit, 4/14)
Least points: 72 (Toronto, 12/22)

YEARLY RESULTS: 2001 - 02

33-49 OVERALL (23-18 at home, 10-31 on the road)



SEASON STATS

	G	Min	FGM	FGA	Pct	FTM	FTA	Pct	Reb	Asst	PF	Stl	Blk	Pts	Avg
Abdur-Rahim	77	2980	598	1297	.461	419	523	.801	696	239	214	98	81	1636	21.2
Terry	78	2967	524	1219	.430	284	340	.835	270	444	156	144	13	1504	19.3
Kukoc	59	1494	211	504	.419	109	153	.712	218	210	91	48	17	584	9.9
Mohammed	82	2168	329	713	.461	137	222	.617	651	33	252	63	61	795	9.7
Glover	55	1156	192	456	.421	78	103	.757	169	84	89	45	14	492	8.9
Ratliff	3	82	10	20	.500	6	11	.545	16	1	8	1	8	26	8.7
Johnson	72	1272	214	540	.396	85	105	.810	247	81	163	62	56	602	8.4
Newble	42	1273	131	263	.498	75	88	.852	222	45	117	38	20	338	8.0
Crawford	7	131	21	45	.467	11	15	.733	25	5	21	2	5	53	7.6
Davis	28	774	70	198	.354	16	18	.889	74	68	68	27	5	185	6.6
Vaughn	82	1856	206	438	.470	104	126	.825	168	349	183	65	2	540	6.6
Henderson	26	422	59	116	.509	24	45	.533	97	11	40	11	15	143	5.5
Mottola	82	1371	169	384	.440	57	76	.750	268	50	174	20	19	396	4.8
Strickland	46	654	91	204	.446	25	44	.568	131	20	48	19	17	208	4.5
Bowdler	52	585	61	174	.351	39	47	.830	110	11	64	18	15	162	3.1
Smith	14	100	10	26	.385	11	17	.647	31	3	12	5	1	31	2.2

3-pt. field goals: Atlanta 423-1194 (.354) - Abdur-Rahim 21-70 (.300), Terry 172-444 (.387), Kukoc 53-171 (.310), Mohammed 0-1 (.000), Glover 30-91 (.330), Johnson 89-247 (.360), Newble 1-7 (.143), Crawford 0-1 (.000), Davis 29-85 (.341), Vaughn 24-54 (.444), Henderson 1-1 (.000), Mottola 1-13 (.077), Strickland 1-4 (.250), Bowdler 1-5 (.200), Opponents 472-1329 (.355).

RESULTS

Date	Opponent	W/L	Atl.	Opp.	Record
10/30	(#) at Houston	L	84	89	0-1
11/1	WASHINGTON	L	88	98	0-2
11/3	MIAMI	W	90	83	1-2
11/5	at LA Clippers	L	86	109	1-3
11/7	at Utah	L	89	96	1-4
11/8	at Phoenix	L	80	108	1-5
11/10	at San Antonio	L	88	110	1-6
11/14	UTAH	W	111	79	2-6
11/16	at Philadelphia	L	78	98	2-7
11/17	BOSTON	W	112	103	3-7
11/20	at Indiana	L	102	106	3-8
11/21	at Boston	W	92	85	4-8
11/23	DETROIT	W	106	99	5-8
11/24	at Milwaukee	L	88	95	5-9
11/26	at New York	L	83	88	5-10
11/28	NEW YORK	L	100	105	

YEARLY RESULTS: 2002 - 03

35-47 OVERALL (26-15 at home, 9-32 on the road)



SEASON STATS

	G	Min	FGM	FGA	Pct	FTM	FTA	Pct	Reb	Asst	PF	Stl	Blk	Pts	Avg
Robinson	69	2591	539	1248	.432	268	306	.876	457	205	183	91	26	1436	20.8
Abdur-Rahim	81	3087	566	1183	.478	455	541	.841	677	242	240	76	38	1608	19.9
Terry	81	3081	488	1141	.428	259	292	.887	279	600	175	126	14	1395	17.2
Glover	76	1890	277	648	.427	127	162	.784	282	141	146	71	15	737	9.7
Ratliff	81	2518	276	595	.464	154	214	.720	607	73	271	56	262	706	8.7
Newble	73	1931	231	467	.495	70	90	.778	271	99	174	50	26	564	7.7
Wilks	15	364	29	81	.358	21	29	.724	41	42	38	16	1	85	5.7
Henderson	82	1494	153	327	.468	88	138	.638	398	41	168	33	32	394	4.8
Crawford	5	38	8	13	.615	7	8	.875	7	1	7	2	3	24	4.8
Mohammed	35	445	67	159	.421	26	41	.634	129	6	79	16	21	160	4.6
Benjamin	9	152	13	43	.302	12	16	.750	31	10	20	1	2	40	4.4
Davis	24	340	32	88	.364	17	22	.773	43	36	28	12	2	88	3.7
Dickau	50	515	70	170	.412	21	26	.808	43	85	66	14	2	183	3.7
Ham	75	926	71	159	.447	38	79	.481	153	38	127	16	19	180	2.4
Jackson (TOT)	53	559	40	110	.364	40	55	.727	57	74	51	19	6	121	2.3
Jackson (ATL)	29	273	19	42	.454	17	28	.607	32	35	27	10	3	55	1.9
Moore (TOT)	8	43	5	13	.385	8	10	.800	8	3	7	0	4	18	2.3
Moore (ATL)	5	31	5	12	.417	8	10	.800	7	3	1	0	2	18	3.6
Maloney	14	103	8	25	.320	3	5	.600	7	17	9	4	0	24	1.7
Harvey	4	32	2	5	.400	0	0	—	6	0	7	1	4	4	1.0
McCaskill	11	70	4	17	.235	3	4	.750	22	5	13	3	1	11	1.0
Williams	6	19	1	7	.143	0	0	—	2	0	4	2	0	2	0.3
Shirley	2	5	0	4	.000	0	0	—	1	0	0	0	0	0	0.0

3-pt. field goals: Atlanta 402-1141 (.352) - Robinson 90-263 (.342), Abdur-Rahim 21-60 (.350), Terry 160-431 (.371), Glover 56-158 (.354), Newble 32-84 (.381), Wilks 6-17 (.353), Henderson 0-2 (.000), Crawford 1-3 (.333), Benjamin 2-13 (.154), Davis 7-29 (.241), Dickau 22-61 (.361), Ham 0-3 (.000), Jackson 0-1 (.000), Maloney 5-15 (.333), Williams 0-1 (.000). Opponents 446-1243 (.359).

RESULTS

Date	Opponent	W/L	Atl.	Opp.	Record
10/30	at New Jersey	L	94	105	0-1
10/31	UTAH	W	105	98	1-1
11/2	CHICAGO	W	98	92	2-1
11/5	at Denver	W	103	87	3-1
11/6	at Phoenix	L	88	93	3-2
11/8	at Utah	L	97	110	3-3
11/10	at Sacramento	L	97	105	3-4
11/12	at L.A. Lakers	W	95	83	4-4
11/16	NEW ORLEANS	W	89	82	5-4
11/18	TORONTO	W	117	92	6-4
11/20	MINNESOTA	L	93	103	6-5
11/22	(#2) at Boston	L	99	105	6-6
11/23	BOSTON	L	99	109	6-7
11/26	(#) SEATTLE	W	119	116	7-7
11/27	at New Orleans	L	94	106	7-8
11/29	(#) MIAMI	W	100	94	8-8
11/30	at Orlando	L	92	117	8-9
12/3	at New Jersey	L	72	87	8-10
12/5	MILWAUKEE	W	98	80	9-10
12/7	DETROIT	W	94	92	10-10
12/11	at Detroit	L	80	91	10-11
12/12	at Minnesota	L	95	113	10-12
12/14	PHOENIX	L	88	102	10-13
12/17	WASHINGTON	L	99	109	10-14
12/20	at Houston	L	82	101	10-15
12/21	PHILADELPHIA	W	79	77	11-15
12/23	at Indiana	L	97	112	11-16
12/27	SAN ANTONIO	W	87	79	12-16
12/28	at Washington	L	76	84	12-17
12/30	at Miami	L	84	93	12-18
1/1	MIAMI	L	73	107	12-19
1/4	DETROIT	L	86	90	12-20
1/6	NEW JERSEY	L	94	101	12-21
1/8	DALLAS	L	99	117	12-22
1/10	HOUSTON	W	84	75	13-22
1/11	NEW ORLEANS	W	87	80	14-22
1/14	at Milwaukee	L	88	97	14-23
1/15	at Boston	L	66	86	14-24
1/17	at San Antonio	L	93	106	14-25
1/18	NEW YORK	L	92	95	14-26
1/20	CHICAGO	L	102	115	14-27

ATLANTA
Most points: 119 vs. Seattle (11/26)
Least points: 66 at Boston (1/15)

(#, overtime; #2, double OT; #3, three OT; #4, four OT)

Date	Opponent	W/L	Atl.	Opp.	Record
1/22	(#2) PORTLAND	L	110	112	14-28
1/24	SACRAMENTO	W	115	104	15-28
1/25	(#) at Cleveland	W	102	101	16-28
1/28	at New York	L	98	103	16-29
1/29	at Philadelphia	W	97	83	17-29
1/31	CLEVELAND	W	96	91	18-29
2/2	ORLANDO	W	97	89	19-29
2/3	at Miami	L	79	99	19-30
	ALL-STAR BREAK				
2/11	GOLDEN STATE	L	113	116	19-31
2/12	at Toronto	L	96	97	19-32
2/14	(#) at Indiana	L	97	98	19-33
2/16	INDIANA	W	99	86	20-33
2/18	at Dallas	W	79	105	20-34
2/22	at L.A. Clippers	L	89	87	21-34
2/23	at Golden State	L	83	115	21-35
2/25	at Portland	L	86	89	21-36
2/26	at Seattle	L	76	93	21-37
2/28	at Chicago	W	110	88	22-37
3/2	at Milwaukee	L	93	120	22-38
3/4	DENVER	W	92	86	23-38
3/5	at Cleveland	W	111	105	24-38
3/8	TORONTO	W	98	107	24-39
3/10	L.A. CLIPPERS	W	95	86	25-39
3/12	MILWAUKEE	W	111	92	26-39
3/14	NEW YORK	W	107	104	27-39
3/16	at Memphis	L	92	124	27-40
3/18	at Chicago	L	78	103	27-41
3/19	at Toronto	L	86	87	27-42
3/21	at Philadelphia	W	114	105	28-42
3/22	INDIANA	W	92	89	29-42
3/25	L.A. LAKERS	L	91	108	29-43
3/26	(#) at Detroit	L	99	102	29-44
3/29	PHILADELPHIA	L	89	110	29-45
4/3	WASHINGTON	W	91	89	30-45
4/5	MEMPHIS	W	97	91	31-45
4/8	at New York	L	95	99	31-46
4/9	NEW JERSEY	W	97	92	32-46
4/11	CLEVELAND	W	109	89	33-46
4/12	at Washington	W	101	100	34-46
4/14	ORLANDO	W	100	86	35-46
4/16	at New Orleans	L	77	92	35-47

OPPONENT
Most points: 124 (Memphis, 3/16)
Least points: 75 (Houston, 1/10)

YEARLY RESULTS: 2003 - 04

28-54 OVERALL (18-23 at home, 10-31 on the road)



SEASON STATS

	G	Min	FGM	FGA	Pct	FTM	FTA	Pct	Reb	Asst	PF	Stl	Blk	Pts	Avg
Abdur-Rahim	53	1956	383	790	.485	294	334	.880	495	127	147	44	19	1065	20.1
Wallace	1	42	8	24	.333	3	3	1.000	6	2	0	1	5	20	20.0
Jackson	80	2940	536	1261	.425	233	297	.785	370	244	216	142	20	1450	18.1
Terry	81	3018	499	1196	.417	215	260	.827	336	437	192	124	16	1359	16.8
Collier	20	545	79	165	.479	67	85	.788	111	17	71	11	11	226	11.3
Crawford	56	1207	211	471	.448	103	119	.866	175	45	131	37	20	569	10.2
Glover	55	1465	205	524	.391	110	142	.775	237	115	106	40	17	556	10.1
Ratliff	53	1648	171	373	.458	96	147	.653	381	51	189	30	166	438	8.3
Sura (TOT)	80	1663	202	485	.416	171	226	.757	326	233	158	62	14	596	7.5
Sura (ATL)	27	956	131	312	.420	123	157	.783	223	144	72	25	5	397	14.7
Mohammed	53	938	138	280	.493	69	110	.627	267	20	113	22	27	345	6.5
Person (TOT)	58	1037	126	314	.401	31	39	.795	117	66	38	19	9	338	5.8
Person (ATL)	9	132	13	39	.333	6	6	1.000	25	5	5	3	1	40	4.4
Nailon	27	300	63	138	.457	16	19	.842	63	17	48	10	7	142	5.3
Diaw	76	1919	140	313	.447	56	93	.602	342	182	191	59	37	342	4.5
Henderson	6	68	10	21	.476	4	6	.667	21	2	1	1	2	24	4.0
Vaughn	71	1271	107	277	.386	53	68	.779	116	195	126	44	2	270	3.8
Rebraca (TOT)	24	273	34	77	.442	23	30	.767	58	6	52	5	11	91	3.8
Rebraca (ATL)	3	51	12	23	.522	1	2	.500	9	2	7	0	2	25	8.3
N'diaye (TOT)	28	366	27	69	.391	44	59	.746	112	0	59	8	25	98	3.5
N'diaye (ATL)	25	359	27	68	.397	44	59	.746	111	0	58	8	24	98	3.9
Hansen	41	507	46	130	.354	22	27	.815	70	19	67	10	9	123	3.0
Przybylla (TOT)	17	347	18	50	.360	13	31	.419	111	7	53	5	17	49	2.9
Przybylla (ATL)	12	314	18	50	.360	12	29	.414	101	4	48	5	17	48	4.0
Dickau	23	143	21	49	.429	4	6	.667	16	18	22	9	0	49	2.1
Fuller	4	43	3	8	.375	2	6	.333	11	2	5	0	1	8	2.0
Davis	4	23	2	5	.400	1	1	1.000	5	0	3	0	0	5	1.3
Bradley (TOT)	16	98	7	15	.467	1	2	.500	23	1	14	3	0	15	0.9
Bradley (ATL)	11	60	6	12	.500	0	0	—	12	0	8	2	0	12	1.1

3-pt. field goals: Atlanta 419-1249 (.335) - Abdur-Rahim 5-23 (.217), Wallace 1-6 (.167), Jackson 145-427 (.340), Terry 146-421 (.347), Collier 1-4 (.250), Crawford 44-113 (.389), Glover 36-105 (.343), Sura 12-43 (.279), Person 8-19 (.

YEARLY RESULTS: 2004 - 05

13-69 OVERALL (9-32 at home, 4-37 on the road)



SEASON STATS

	G	Min	FGM	FGA	Pct	FTM	FTA	Pct	Reb	Asst	PF	Stl	Blk	Pts	Avg
Walker	53	2128	420	1013	.415	157	294	.534	497	194	147	64	32	1082	20.4
Harrington	66	2550	453	986	.459	236	351	.672	461	208	249	85	16	1158	17.5
Deik	56	1340	246	591	.416	103	136	.757	130	104	123	47	3	667	11.9
Lue (TOT)	70	2007	295	654	.451	142	165	.861	149	322	168	33	0	787	11.2
Lue (ATL)	49	1528	247	532	.464	128	147	.871	109	264	120	25	0	662	13.5
Childress	80	2376	302	642	.470	190	231	.823	482	151	184	74	35	807	10.1
J. Smith	74	2050	274	602	.455	163	237	.688	457	127	157	59	144	715	9.7
Drobnjak	71	1435	238	543	.438	96	120	.800	238	49	138	42	24	597	8.4
Collier	70	942	174	376	.463	48	71	.676	184	18	147	15	13	402	5.7
Ekezie	42	732	79	182	.434	72	93	.774	179	11	129	22	12	230	5.5
Barry	16	275	31	77	.403	10	13	.769	21	28	28	14	2	83	5.2
Gugliotta (TOT)	47	966	99	241	.411	33	43	.767	191	68	104	41	17	239	5.1
Gugliotta (ATL)	27	748	88	204	.431	29	37	.784	148	56	81	32	13	213	7.9
Anderson	39	717	81	190	.426	27	37	.730	83	98	81	33	0	195	5.0
Diaw	66	1201	124	294	.422	57	77	.740	170	149	0	37	18	314	4.8
Ivey	62	809	85	198	.429	47	67	.701	84	103	140	39	7	220	3.5
D. Smith	38	433	44	113	.389	33	48	.688	52	39	50	23	5	127	3.3
Willis	29	344	35	90	.389	17	23	.739	76	9	53	8	7	87	3.0
Thomas (TOT)	11	117	12	20	.600	2	6	.333	37	4	13	4	4	26	2.4
Thomas (ATL)	2	5	1	2	.500	0	0	—	2	0	1	0	0	2	1.0
Stewart (TOT)	12	145	11	21	.524	3	7	.429	40	5	32	6	5	25	2.1
Stewart (ATL)	12	145	11	21	.524	3	7	.429	40	5	32	6	5	25	2.1
Miller	2	9	2	3	.667	0	0	—	1	1	2	1	0	4	2.0
McCoy	10	88	7	13	.538	1	5	.200	21	0	24	3	8	15	1.5

3-pt. field goals: Atlanta 304-973 (.312) - Walker 85-268 (.317), Deik 72-202 (.356), Lue 40-110 (.364), Drobnjak 25-71 (.352), Harrington 16-74 (.216), Childress 13-56 (.232), Barry 11-32 (.344), Diaw 9-50 (.180), Gugliotta 8-26 (.308), Anderson 6-13 (.462), Collier 6-14 (.429), D. Smith 6-22 (.273), J. Smith 4-23 (.174), Ivey 3-9 (.333), Willis 0-2 (.000), Ekezie 0-1 (.000), Opponents 467-1232 (.379).

RESULTS

Date	Opponent	W/L	Atl.	Opp.	Record
11/3	at Phoenix	L	82	112	0-1
11/5	at Seattle	L	85	106	0-2
11/7	at LA Lakers	L	90	106	0-3
11/9	CLEVELAND	L	79	93	0-4
11/12	at New Orleans	W	96	95	1-4
11/13	SAN ANTONIO	L	88	103	1-5
11/16	HOUSTON	W	88	84	2-5
11/17	at Indiana	L	86	93	2-6
11/20	UTAH	L	79	92	2-7
11/23	at New York	L	88	104	2-8
11/24	MIAMI	L	93	99	2-9
11/26	ORLANDO	L	99	117	2-10
11/27	at Charlotte	L	92	107	2-11
11/30	(#) NEW YORK	L	109	110	2-12
12/3	WASHINGTON	L	90	114	2-13
12/4	at New Jersey	L	88	109	2-14
12/6	PHILADELPHIA	W	96	92	3-14
12/8	MEMPHIS	L	89	97	3-15
12/10	at Detroit	W	88	72	4-15
12/11	NEW JERSEY	L	90	95	4-16
12/14	(#) INDIANA	L	97	108	4-17
12/15	at Houston	L	69	92	4-18
12/17	PORTLAND	L	84	100	4-19
12/18	at Dallas	L	68	90	4-20
12/22	DALLAS	W	113	100	5-20
12/27	at Miami	L	102	116	5-21
12/28	CLEVELAND	L	102	111	5-22
12/30	SEATTLE	L	79	94	5-23
1/2	at Washington	L	101	104	5-24
1/5	at Cleveland	L	85	101	5-25
1/7	SACRAMENTO	L	97	100	5-26
1/11	MILWAUKEE	W	103	80	6-26
1/14	at Boston	L	94	106	6-27
1/15	CHARLOTTE	W	103	95	7-27
1/17	NEW JERSEY	L	84	85	7-28
1/19	at Miami	L	92	111	7-29
1/21	at Chicago	L	85	95	7-30
1/22	BOSTON	W	100	96	8-30
1/24	CHICAGO	L	82	107	8-31
1/26	at Minnesota	L	87	104	8-32
1/28	MIAMI	L	96	106	8-33

(#, overtime; #2, double OT; #3, three OT; #4, four OT)

Date	Opponent	W/L	Atl.	Opp.	Record
1/29	at Memphis	L	83	84	8-34
1/31	ORLANDO	W	80	79	9-34
2/2	at Detroit	L	84	99	9-35
2/4	at Philadelphia	L	85	103	9-36
2/5	INDIANA	L	79	84	9-37
2/7	LA LAKERS	W	114	108	10-37
2/10	at Orlando	L	96	101	10-38
2/12	at Milwaukee	L	83	113	10-39
2/15	DENVER	L	96	100	10-40
2/16	at Cleveland	L	89	111	10-41
2/22	at Sacramento	L	104	114	10-42
2/23	at Golden State	L	96	101	10-43
2/25	at Portland	L	101	102	10-44
2/27	at LA Clippers	L	104	111	10-45
3/1	at Denver	L	74	97	10-46
3/2	at Utah	L	74	96	10-47
3/5	PHILADELPHIA	L	97	98	10-48
3/8	at Milwaukee	L	101	105	10-49
3/9	at Boston	L	91	95	10-50
3/11	(#) at Toronto	W	116	112	11-50
3/12	GOLDEN STATE	L	92	105	11-51
3/14	(#) DETROIT	L	108	114	11-52
3/16	WASHINGTON	L	93	122	11-53
3/18	NEW YORK	L	92	106	11-54
3/21	at Chicago	L	91	105	11-55
3/22	PHOENIX	L	94	105	11-56
3/25	at San Antonio	L	95	111	11-57
3/26	TORONTO	W	104	109	11-58
3/28	at Orlando	L	102	109	11-59
3/30	at Washington	L	99	102	11-60
4/1	BOSTON	L	100	116	11-61
4/3	LA CLIPPERS	L	91	111	11-62
4/5	NEW ORLEANS	L	86	96	11-63
4/8	(#) at Toronto	L	101	109	11-64
4/9	MINNESOTA	W	105	98	12-64
4/11	(#) CHARLOTTE	L	105	110	12-65
4/13	at Charlotte	L	84	105	12-66
4/16	CHICAGO	L	105	114	12-67
4/17	(#) at New York	W	139	135	13-67
4/19	DETROIT	L	68	95	13-68
4/20	at Philadelphia	L	86	110	13-69

ATLANTA
Most points: 139 at New York (4/17)
Least points: 68 (two times)

OPPONENT
Most points: 135 (New York, 4/17)
Least points: 72 (Detroit, 12/10)

YEARLY RESULTS: 2005 - 06

26-56 OVERALL (18-23 at home, 8-33 on the road)



SEASON STATS

	G	Min	FGM	FGA	Pct	FTM	FTA	Pct	Reb	Asst	PF	Stl	Blk	Pts	Avg
Johnson	82	3340	632	1395	.453	261	330	.791	335	536	187	103	31	1653	20.2
Harrington	76	2782	551	1220	.452	243	350	.694	523	238	301	85	14	1411	18.6
Pachulia	78	2452	307	681	.451	297	404	.735	613	129	286	89	39	911	11.7
J. Smith	80	2559	329	774	.425	210	292	.719	531	191	260	64	208	902	11.3
Lue	51	1234	192	418	.459	118	138	.855	82	157	113	26	3	560	11.0
Childress	74	2249	278	504	.552	154	201	.766	387	131	184	86	39	742	10.0
Stoudamire	61	1236	204	492	.415	99	110	.900	116	75	118	27	3	589	9.7
Williams	79	1952	235	531	.443	189	253	.747	383	63	227	48	24	672	8.5
Grundy	12	108	19	38	.500	9	14	.643	17	9	14	7	0	52	4.3
Ivey	73	978	116	264	.439	24	33	.727	96	74	147	24	7	260	3.6
Deik	1	7	0	1	.000	2	2	1.000	2	0	0	0	0	2	2.0
Batista	57	495	34	80	.425	33	53	.623	144	7	111	15	11	101	1.8
Edwards	40	296	31	64	.484	8	11	.727	48	5	76	3	15	70	1.8
D. Smith	23	127	15	27	.556	6	12	.500	14	9	20	8	0	38	1.7
Thomas	11	66	3	7	.429	3	4	.750	10	1	10	2	0	9	0.8

3-pt. field goals: Atlanta 424-1154 (.367) - Johnson 128-360 (.356), Stoudamire 82-216 (.380), Harrington 66-191 (.346), Lue 58-127 (.457), J. Smith 34-110 (.309), Childress 32-65 (.492), Williams 13-53 (.245), Grundy 5-15 (.333), Ivey 4-10 (.400), D. Smith 2-4 (.500), Pachulia 0-2 (.000), Batista 0-1 (.000), Opponents 444-1205 (.368).

RESULTS

Date	Opponent	W/L	Atl.	Opp.	Record
11/2	at Golden State	L	97	122	0-1
11/4	at LA Clippers	L	77	92	0-2
11/5	at Portland	L	93	94	0-3
11/8	LA LAKERS	L	97	103	0-4
11/10	LA CLIPPERS	L	95	102	0-5
11/12	MEMPHIS	L	84	85	0-6
11/15	at San Antonio	L	79	103	0-7
11/17	at Dallas	L	78	87	0-8
11/18	at NOK	L	92	95	0-9
11/23	BOSTON	W	120	117	1-9
11/25	at Indiana	W	87	85	2-9
11/27	PORTLAND	L	75	77	2-10
11/29	at Houston	L	85	100	2-11
11/30	MIAMI	L	74	96	2-12
12/2	TORONTO	L	101	102	2-13
12/4	at Phoenix	L	94	112	2-14
12/6	at Denver	L	116	125	2-15
12/7	at Utah	L	83	95	2-16
12/10	SAN ANTONIO	W	94	84	3-16
12/13	at Cleveland	W	100	94	4-16
12/14	at Philadelphia	L	101	106	4-17
12/16	NEW YORK	W	122	111	5-17
12/18	(#) DENVER	W	110	107	6-17
12/20	at Miami	L	92	111	6-18
12/23	PHILADELPHIA	W	111	108	7-18
12/27	CHARLOTTE	L	90	93	7-19
12/28	at Toronto	L	102	108	7-20
12/30	at New Jersey	L	91	99	7-21
1/3	T				

YEARLY RESULTS: 2006 - 07

30-52 OVERALL (18-23 at home, 12-29 on the road)



SEASON STATS

	G	Min	FGM	FGA	Pct	FTM	FTA	Pct	Reb	Asst	PF	Stl	Blk	Pts	Avg
J. Johnson	57	2359	536	1139	.471	235	314	.748	239	249	115	60	11	1426	25.0
Smith	72	2647	436	993	.439	268	387	.693	621	236	241	101	207	1178	16.4
M. Williams	64	2179	306	706	.433	216	265	.815	337	121	191	52	30	839	13.1
Childress	55	2024	261	618	.504	167	210	.795	340	127	118	58	36	715	13.0
Pachulia	72	2026	291	614	.474	293	373	.786	500	106	267	77	36	875	12.2
Lue	56	1488	218	524	.416	144	163	.883	104	201	101	24	0	636	11.4
Stoudamire	61	1034	177	425	.416	61	68	.897	74	61	88	21	2	471	7.7
S. Williams	81	1514	166	365	.455	110	144	.764	435	44	199	52	39	444	5.5
A. Johnson (TOT)	67	1300	142	343	.414	46	61	.754	101	201	119	33	3	355	5.3
A. Johnson (ATL)	27	739	82	197	.416	25	32	.781	53	123	51	17	2	203	7.5
Claxton	42	1054	91	278	.327	33	60	.550	81	185	131	72	4	221	5.3
Jones	58	666	65	128	.508	59	75	.787	136	11	124	11	42	189	3.3
Medvedenko	14	81	12	29	.414	17	20	.850	14	2	16	0	2	42	3.0
Ivey	53	539	64	143	.448	24	35	.686	51	45	62	24	4	157	3.0
Thompson	6	50	6	15	.400	5	6	.833	8	2	2	0	0	17	2.8
Wright	67	1035	82	183	.448	9	32	.281	216	40	204	28	28	173	2.6
Freije	19	147	16	54	.296	5	6	.833	24	7	13	3	1	40	2.1
Richardson	5	19	3	6	.500	0	0	---	2	0	2	1	0	8	1.6
Batista	13	81	8	16	.500	4	7	.571	30	4	13	3	0	20	1.5
Bozeman	23	199	11	39	.282	2	6	.333	23	9	32	5	2	26	1.1

3-pt. field goals: Atlanta 341-1038 (.329) - J. Johnson 119-312 (.381), Stoudamire 56-155 (.361), Lue 56-161 (.348), Smith 38-152 (.250), Childress 26-77 (.338), A. Johnson 14-44 (.318), M. Williams 11-45 (.244), Claxton 6-28 (.214), Ivey 5-16 (.313), Freije 3-22 (.136), Richardson 2-3 (.667), S. Williams 2-4 (.500), Bozeman 2-13 (.154), Medvedenko 1-2 (.500). Opponents 465-1236 (.376).

RESULTS

Date	Opponent	W/L	Atl.	Opp.	Record
11/1	at Philadelphia	L	75	88	0-1
11/3	NEW YORK	W	102	92	1-1
11/5	ORLANDO	W	95	82	2-1
11/7	(#) at Cleveland	W	104	95	3-1
11/10	at Toronto	W	111	102	4-1
11/11	(#) SEATTLE	L	112	113	4-2
11/14	MILWAUKEE	L	101	103	4-3
11/18	(#) MIAMI	L	88	93	4-4
11/22	at Detroit	L	98	103	4-5
11/24	TORONTO	W	97	93	5-5
11/25	at Orlando	L	79	98	5-6
11/28	at Washington	L	95	96	5-7
11/29	CHARLOTTE	W	99	90	6-7
12/1	CLEVELAND	L	95	106	6-8
12/3	at Portland	W	107	96	7-8
12/5	at Seattle	L	87	102	7-9
12/6	at Denver	W	98	96	8-9
12/8	at LA Lakers	L	95	106	8-10
12/10	at Sacramento	L	92	117	8-11
12/12	DENVER	L	87	100	8-12
12/13	at New York	L	82	94	8-13
12/15	at Memphis	W	97	88	9-13
12/16	(#) CHICAGO	L	104	106	9-14
12/20	UTAH	L	106	112	9-15
12/22	INDIANA	L	90	100	9-16
12/23	at Detroit	L	81	108	9-17
12/27	CLEVELAND	L	76	89	9-18
12/29	at Houston	L	68	94	9-19
12/31	at San Antonio	L	81	95	9-20
1/5	at Toronto	L	92	105	9-21
1/8	LA CLIPPERS	W	86	74	10-21
1/9	at Indiana	L	72	91	10-22
1/10	NOK	L	77	96	10-23
1/12	DETROIT	W	99	93	11-23
1/15	BOSTON	W	100	96	12-23
1/17	at Minnesota	W	105	88	13-23
1/19	CHARLOTTE	L	75	96	13-24
1/20	at Charlotte	L	85	104	13-25
1/23	at Chicago	L	86	94	13-26
1/24	at Boston	W	82	76	14-26
1/26	at Orlando	W	93	90	15-26
1/27	PHILADELPHIA	L	89	104	15-27

(#, overtime; #2, double OT; #3, three OT; #4, four OT)

Date	Opponent	W/L	Atl.	Opp.	Record
1/29	ORLANDO	W	93	83	16-27
1/31	GOLDEN STATE	W	115	94	17-27
2/2	TORONTO	L	91	103	17-28
2/4	(#) at New Jersey	W	101	99	18-28
2/5	LA LAKERS	L	83	90	18-29
2/7	NEW JERSEY	L	85	87	18-30
2/9	at Phoenix	W	120	111	19-30
2/11	at Golden State	W	106	105	20-30
2/12	at Utah	L	76	102	20-31
2/14	at LA Clippers	W	96	93	21-31
2/20	ALL-STAR BREAK				
2/20	at Chicago	L	81	106	21-32
2/21	SAN ANTONIO	L	96	103	21-33
2/23	HOUSTON	W	105	99	22-33
2/25	PHOENIX	L	106	115	22-34
2/26	at Dallas	L	87	110	22-35
2/28	at NOK	L	100	107	22-36
3/2	at Washington	L	92	93	22-37
3/3	(#) NEW YORK	L	100	104	22-38
3/5	at Miami	L	81	88	22-39
3/7	WASHINGTON	W	100	97	23-39
3/9	MEMPHIS	W	106	105	24-39
3/10	MINNESOTA	W	99	93	25-39
3/13	PHILADELPHIA	W	104	92	26-39
3/14	at Boston	L	88	109	26-40
3/17	at Indiana	L	90	113	26-41
3/19	SACRAMENTO	W	99	76	27-41
3/21	MIAMI	L	83	91	27-42
3/23	(#) PORTLAND	L	100	102	27-43
3/25	DALLAS	L	97	104	27-44
3/26	at Miami	L	89	106	27-45
3/28	at Charlotte	L	87	101	27-46
4/1	CHICAGO	L	97	105	27-47
4/4	at New Jersey	L	86	101	27-48
4/6	MILWAUKEE	W	115	102	28-48
4/8	(#) at Philadelphia	L	104	109	28-49
4/10	BOSTON	W	104	96	29-49
4/13	WASHINGTON	L	85	98	29-50
4/14	at Cleveland	L	76	110	29-51
4/16	at Milwaukee	L	96	102	29-52
4/17	INDIANA	W	118	102	30-52

ATLANTA
Most points: 120 at Phoenix (2/9)
Least points: 68 at Houston (12/29)

OPPONENT
Most points: 117 (Sacramento, 12/10)
Least points: 74 (LA Clippers, 1/6)

YEARLY RESULTS: 2007 - 08

37-45 OVERALL (25-16 at home, 12-29 on the road)



SEASON STATS

	G	Min	FGM	FGA	Pct	FTM	FTA	Pct	Reb	Asst	PF	Stl	Blk	Pts	Avg
J. Johnson	82	3343	647	1497	.432	316	379	.834	367	474	168	84	18	1779	21.7
Smith	81	2873	518	1133	.457	333	469	.822	667	272	269	123	227	1394	17.2
M. Williams	80	2765	424	918	.462	336	409	.822	457	137	225	81	33	1185	14.8
Bibby (TOT)	48	1573	248	603	.411	78	100	.780	160	290	97	54	4	667	13.9
Bibby (ATL)	33	1100	170	411	.414	55	69	.797	104	215	63	35	2	464	14.1
Childress	76	2274	327	573	.571	222	275	.807	373	117	129	71	43	898	11.8
Horford	81	2540	333	668	.499	155	212	.731	785	124	267	60	76	821	10.1
Lue	33	564	86	196	.439	24	28	.857	41	59	38	11	0	226	6.8
A. Johnson	42	1121	115	267	.431	26	32	.813	98	202	86	42	8	283	6.7
Stoudamire	35	402	65	180	.361	41	50	.820	24	28	34	7	5	200	5.7
Pachulia	62	944	107	245	.437	108	153	.706	248	36	140	24	13	322	5.2
Law	56	865	95	237	.401	38	48	.792	57	113	73	29	0	235	4.2
S. Williams	36	414	37	100	.370	35	51	.686	107	11	60	13	11	109	3.0
Richardson (TOT)	27	132	16	44	.364	2	2	1.000	9	2	13	3	0	41	1.5
Richardson (ATL)	19	88	13	31	.419	0	0	---	7	0	6	2	0	31	1.6
Jones	35	145	12	30	.400	11	20	.550	42	0	28	3	5	35	1.0
Wright	13	148	5	17	.294	3	6	.500	37	3	26	3	3	13	1.0
West	64	269	21	49	.429	17	26	.654	48	13	61	12	4	59	0.9

3-pt. field goals: Atlanta 384-1078 (.356) - J. Johnson 169-444 (.381), Bibby 69-187 (.369), Lue 30-69 (.435), Stoudamire 29-85 (.341), A. Johnson 27-63 (.429), Smith 25-99 (.253), Childress 22-60 (.367), Law 7-34 (.206), Richardson 5-12 (.417), M. Williams 1-10 (.100). Opponents 512-1413 (.362).

RESULTS

(#, overtime; #2, double OT; #3, three OT; #4, four OT)

(1) game completed on 3/8

Date	Opponent	W/L	Atl.	Opp.	Record
11/2	DALLAS	W	101	94	1-0
11/4	at Detroit	L	91	92	1-1
11/6	at New Jersey	L	82	87	1-2
11/7	PHOENIX	W	105	96	2-2
11/9	at Boston	L	83	106	2-3
11/11	WASHINGTON	L	90	101	2-4
11/14	CHARLOTTE	W	117	109	3-4
11/16	(#2) SEATTLE	L	123	126	3-5
11/17	at Milwaukee	L	96	105	3-6
11/20	SAN ANTONIO	L	83	95	3-7
11/21	at Miami	W	82	79	4-7
11/24	at Minnesota	W	94	87	5-7
11/27	at Chicago	L	78	90	5-8
11/28	MILWAUKEE	W	96	80	6-8
11/30	NEW ORLEANS	L	86	92	6-9
12/3	at Philadelphia	W	88	79	7-9
12/4	DETROIT	L	95	106	7-10
12/6	MINNESOTA	W	90	89	8-10
12/8	MEMPHIS	W	86	78	9-10
12/10	at Orlando	W	98	87	10-10
12/11	TORONTO	L	88	100	10-11
12/14	at Detroit	L	81	91	10-12
12/15	CHARLOTTE	W	93	84	11-12
12/17	UTAH	W	116	111	12-12
12/19	(1) (#) MIAMI	W	114	111	13-12
12/21	at Washington	W	97	92	14-12
12/26	INDIANA	W	107	95	15-12
12/29	at Dallas	L	84	97	1

YEARLY RESULTS: 2008 - 09

47-35 OVERALL (31-10 at home, 16-25 on the road)



SEASON STATS

	G	Min	FGM	FGA	Pct	FTM	FTA	Pct	Reb	Asst	PF	Stl	Blk	Pts	Avg
Johnson	79	3124	620	1420	.437	299	362	.826	346	455	176	0	19	1688	21.4
Smith	69	2421	418	849	.492	211	359	.588	498	169	184	94	111	1073	15.6
Bibby	79	2740	437	1005	.435	135	171	.789	278	392	145	98	11	1176	14.9
Williams	61	2093	285	622	.458	220	273	.806	382	81	127	57	39	845	13.9
Murray	80	1975	355	795	.447	177	233	.760	168	158	173	88	17	974	12.2
Horford	67	2242	312	594	.525	149	205	.727	624	163	190	53	95	773	11.5
Evans	80	1840	208	482	.432	60	73	.822	243	54	163	50	1	574	7.2
Pachulia	77	1473	159	320	.497	163	230	.709	436	57	208	35	26	481	6.2
Jones	63	675	67	111	.604	53	74	.716	142	15	125	7	34	188	3.0
Law	55	560	52	139	.374	49	60	.817	58	86	43	11	3	162	2.9
Claxton	2	15	2	7	.286	1	2	.500	0	3	1	0	0	5	2.5
Gardner	16	98	9	36	.250	2	4	.500	7	2	4	0	1	24	1.5
Hunter	16	92	11	20	.550	0	5	.000	24	1	11	2	5	22	1.4
West	53	269	14	34	.412	14	30	.467	56	19	35	18	4	43	0.8
Morris	23	89	7	17	.412	4	4	1.000	20	2	25	2	1	18	0.8

3-pt. field goals: Atlanta 597-1633 (.366) - Bibby 167-428 (.390), Johnson 149-414 (.360), Evans 98-248 (.395), Murray 87-242 (.360), Williams 55-155 (.355), Smith 26-87 (.299), Law 9-29 (.310), Gardner 4-23 (.174), West 1-1 (1.000), Claxton 1-2 (.500). Opponents 528-1496 (.353).

RESULTS

Date	Opponent	W/L	At.	Opp.	Record
10/29	at Orlando	W	99	85	1-0
11/1	PHILADELPHIA	W	95	88	2-0
11/5	at New Orleans	W	87	79	3-0
11/7	TORONTO	W	110	92	4-0
11/9	at Okla. City	W	89	85	5-0
11/11	at Chicago	W	113	108	6-0
11/12	at Boston	L	102	103	6-1
11/14	at New Jersey	L	108	115	6-2
11/15	NEW JERSEY	L	107	119	6-3
11/18	at Indiana	L	96	113	6-4
11/19	WASHINGTON	W	91	87	7-4
11/21	CHARLOTTE	W	88	83	8-4
11/22	at Cleveland	L	96	110	8-5
11/26	MILWAUKEE	W	102	96	9-5
11/28	at Toronto	L	88	93	9-6
11/29	at Washington	W	102	98	10-6
12/3	MEMPHIS	W	105	95	11-6
12/5	NEW YORK	W	98	95	12-6
12/6	at Dallas	L	98	100	12-7
12/9	at Houston	L	84	92	12-8
12/10	at San Antonio	L	89	95	12-9
12/12	at Miami	W	87	73	13-9
12/13	CLEVELAND	W	97	92	14-9
12/15	CHARLOTTE	W	83	79	15-9
12/17	BOSTON	L	85	88	15-10
12/19	GOLDEN ST.	W	115	99	16-10
12/21	DETROIT	W	85	78	17-10
12/23	OKLA. CITY	W	99	88	18-10
12/27	CHICAGO	W	129	117	19-10
12/29	DENVER	W	109	91	20-10
12/30	at Indiana	W	110	104	21-10
1/2 (#)	at New Jersey	L	91	93	21-11
1/3	HOUSTON	W	103	100	22-11
1/7	ORLANDO	L	102	106	22-12
1/9	at Orlando	L	87	121	22-13
1/11	PHILADELPHIA	L	94	109	22-14
1/13	at Phoenix	L	102	107	22-15
1/14	at LA Clippers	W	97	80	23-15
1/16	at Golden St.	L	114	119	23-16
1/19	TORONTO	W	87	84	24-16
1/20	at Chicago	W	105	102	25-16
1/23	MILWAUKEE	W	117	87	26-16

(#, overtime; #2, double OT; #3, three OT; #4, four OT)

Date	Opponent	W/L	At.	Opp.	Record
1/25	PHOENIX	L	99	104	26-17
1/26	at Miami	L	79	95	26-18
1/28	at New York	L	104	112	26-19
1/30	NEW JERSEY	W	105	88	27-19
1/31	at Milwaukee	L	107	110	27-20
2/4	at Minnesota	W	94	86	28-20
2/6	at Charlotte	W	102	97	29-20
2/7	LA CLIPPERS	L	97	121	29-21
2/10	WASHINGTON	W	111	90	30-21
2/11	at Detroit	W	99	95	31-21
2/17	ALL-STAR BREAK				
2/17	at LA Lakers	L	83	96	31-22
2/18	at Sacramento	W	105	100	32-22
2/20	at Portland	L	98	108	32-23
2/23	at Utah	L	89	108	32-24
2/25	at Denver	L	109	110	32-25
2/27	MIAMI	W	91	83	33-25
3/1	CLEVELAND	L	87	88	33-26
3/2	at Washington	W	98	89	34-26
3/4	at New York	L	105	109	34-27
3/6	at Charlotte	L	91	98	34-28
3/7	DETROIT	W	87	83	35-28
3/9	NEW ORLEANS	W	89	79	36-28
3/11	UTAH	W	100	93	37-28
3/13	INDIANA	W	101	87	38-28
3/15	PORTLAND	W	98	80	39-28
3/17	SACRAMENTO	W	119	97	40-28
3/19	DALLAS	W	95	87	41-28
3/21	at Cleveland	L	96	102	41-29
3/23	MINNESOTA	W	109	97	42-29
3/25	SAN ANTONIO	L	92	102	42-30
3/27	BOSTON	L	93	99	42-31
3/29	LA LAKERS	W	86	76	43-31
3/31	at Philadelphia	L	85	98	43-32
4/3	at Boston	L	92	104	43-33
4/4	ORLANDO	L	82	88	43-34
4/7	at Toronto	W	118	110	44-34
4/8	at Milwaukee	W	113	105	45-34
4/10	INDIANA	W	122	118	46-34
4/14	MIAMI	W	81	79	47-34
4/15	at Memphis	L	90	98	47-35

ATLANTA Most points: 129 at Chicago (12/27) Least points: 79 at Miami (1/26)	OPPONENT Most points: 121 (LA Clippers, 2/7) Least points: 73 (Miami, 12/12)
--	--

YEARLY RESULTS: 2009 - 10

53-29 OVERALL (34-7 at home, 19-22 on the road)



SEASON STATS

	G	Min	FGM	FGA	Pct	FTM	FTA	Pct	Reb	Asst	PF	Stl	Blk	Pts	Avg
Johnson	76	2886	635	1386	.458	220	269	.818	353	369	145	82	5	1619	21.3
Crawford	79	2460	496	1105	.449	270	315	.857	201	238	132	61	12	1425	18.0
Jos. Smith	81	2871	504	999	.505	261	422	.618	705	342	240	130	173	1269	15.7
Horford	81	2845	467	847	.551	213	270	.789	799	189	225	59	91	1148	14.2
Williams	81	2468	302	664	.455	176	215	.819	416	93	160	66	46	820	10.1
Bibby	80	2195	268	644	.416	68	79	.861	184	310	157	67	3	730	9.1
Evans	79	1317	175	393	.445	46	61	.754	154	48	125	34	17	453	5.7
Pachulia	78	1089	120	246	.488	93	143	.650	293	42	186	37	30	333	4.3
Teague	71	719	90	227	.396	41	49	.837	67	122	82	34	11	228	3.2
Joe Smith	64	592	77	193	.399	39	48	.813	157	21	95	6	19	194	3.0
Morris	28	124	23	41	.561	16	27	.593	38	2	34	5	3	62	2.2
Hunter	7	33	4	12	.333	3	4	.750	12	0	5	0	1	11	1.6
West	39	142	12	21	.571	6	10	.600	27	9	25	8	0	30	0.8
Collins	24	115	8	23	.348	0	2	.000	14	4	21	3	2	16	0.7

3-pt. field goals: Atlanta 524-1455 (.360) - Crawford 163-427 (.382), Johnson 129-350 (.369), Bibby 126-324 (.389), Evans 57-169 (.337), Williams 40-132 (.303), Teague 7-32 (.219), Horford 1-1 (1.000), Joe Smith 1-7 (.143), Josh Smith 0-7 (.000), Pachulia 0-4 (.000), Collins 0-1 (.000), West 0-1 (.000). Opponents 480-1392 (.345).

RESULTS

Date	Opponent	W/L	At.	Opp.	Record
10/28	INDIANA	W	120	109	1-0
10/30	WASHINGTON	W	100	89	2-0
11/1	at LA Lakers	L	110	118	2-1
11/3	at Portland	W	97	91	3-1
11/4	at Sacramento	W	113	105	4-1
11/6	at Charlotte	L	83	103	4-2
11/7	DENVER	W	125	100	5-2
11/11	at New York	W	114	101	6-2
11/13	at Boston	W	97	86	7-2
11/14	NEW ORLEANS	W	121	98	8-2
11/16 (#)	PORTLAND	W	99	95	9-2
11/18	MIAMI	W	105	90	10-2
11/20	HOUSTON	W	105	103	11-2
11/21	at New Orleans	L	88	96	11-3
11/26	ORLANDO	L	76	93	11-4
11/27	at Philadelphia	W	100	86	12-4
11/29	at Detroit	L	88	94	12-5
12/2	TORONTO	W	146	115	13-5
12/4	NEW YORK	L	107	114	13-6
12/5	at Dallas	W	80	75	14-6
12/9	CHICAGO	W	118	83	15-6
12/11	at Toronto	W	111	89	16-6
12/13	NEW JERSEY	W	130	107	17-6
12/16	MEMPHIS	W	110	97	18-6
12/18	UTAH	W	96	83	19-6
12/19 (#)	at Chicago	L	98	101	19-7
12/22	at Minnesota	W	112	87	20-7
12/23	at Denver	L	104	124	20-8
12/26	at Indiana	W	110	98	21-8
12/29	CLEVELAND	L	84	95	21-9
12/30	at Cleveland	L	101	106	21-10
1/1 (#)	NEW YORK	L	108	112	21-11
1/4	at Miami	L	75	92	21-12
1/6	NEW JERSEY	W	119	89	22-12
1/8	BOSTON	W	93	85	23-12
1/9	at Orlando	L	81	113	23-13
1/11	at Boston	W	102	96	24-13
1/13	WASHINGTON	W	94	82	25-13
1/15	PHOENIX	W	102	101	26-13
1/18	OKLAHOMA CITY	L	91	94	26-14
1/20	SACRAMENTO	W	108	97	27-14
1/22	CHARLOTTE	W	103	89	28-14

(#, overtime; #2, double OT; #3, three OT; #4, four OT)

Date	Opponent	W/L	At.	Opp.	Record
1/25	at Houston	W	102	95	29-14
1/27	at San Antonio	L	90	105	29-15
1/29	BOSTON	W	100	91	30-15
1/30	at Orlando	L	86	104	30-16
2/2	at Oklahoma City	L	99	106	30-17
2/3	LA CLIPPERS	W	103	97	31-17
2/5	CHICAGO	W	91	81	3

YEARLY RESULTS: 2010 - 11

44-38 OVERALL (24-17 at home, 20-21 on the road)



SEASON STATS

	G	Min	FGM	FGA	Pct	FTM	FTA	Pct	Reb	Asst	PF	Stl	Blk	Pts	Avg
Johnson	72	2554	514	1161	.443	195	243	.802	291	338	131	47	7	1312	18.2
Smith	77	2645	497	1041	.477	229	316	.725	657	255	217	99	120	1274	16.5
Horford	77	2704	513	921	.557	150	188	.798	718	266	193	59	80	1178	15.3
Ja. Crawford	76	2297	368	874	.421	222	260	.854	130	241	97	57	14	1077	14.2
Williams	65	1865	246	537	.458	147	174	.845	313	88	104	34	23	676	10.4
Hinrich (TOT)	72	2157	278	623	.446	106	126	.841	182	288	185	75	17	737	10.2
Hinrich (ATL)	24	686	80	185	.432	14	21	.667	53	78	66	19	7	206	8.6
Bibby	56	1674	192	441	.435	29	46	.630	143	202	125	38	6	526	9.4
Teague	70	963	133	304	.438	77	97	.794	102	138	82	45	25	361	5.2
Evans	47	837	79	201	.393	24	28	.857	84	30	74	16	5	210	4.5
Pachulia	79	1244	107	232	.461	135	179	.754	333	58	184	34	22	349	4.4
Jo. Crawford	16	160	27	77	.351	4	6	.667	28	15	13	3	0	67	4.2
Powell	54	653	94	208	.452	36	45	.800	135	22	78	5	5	224	4.1
Wilkins	52	676	69	137	.504	40	56	.714	90	41	72	27	9	180	3.5
Thomas	13	82	10	21	.476	12	15	.800	23	2	11	1	4	32	2.5
Sy	3	21	2	6	.333	3	3	1.000	3	2	1	1	0	7	2.3
Collins	49	593	34	71	.479	27	41	.659	102	22	97	9	9	96	2.0
Armstrong (TOT)	53	489	37	76	.487	16	33	.485	131	14	84	18	21	92	1.7
Armstrong (ATL)	12	76	6	12	.500	2	10	.200	17	4	9	3	5	15	1.3

3-pt. field goals: Atlanta 502-1427 (.352) - Ja. Crawford 119-439 (.341), Bibby 113-256 (.441), Johnson 89-300 (.297), Smith 51-154 (.331), Williams 37-110 (.336), Hinrich 32-76 (.421), Evans 28-89 (.315), Teague 18-48 (.375), Jo. Crawford 9-27 (.333), Horford 2-4 (.500), Wilkins 2-10 (.200), Armstrong 1-1 (.100), Collins 1-1 (.100). Opponents 459-1358 (.338).

RESULTS

Date	Opponent	W/L	Atl.	Opp.	Record
10/27	at Memphis	W	119	104	1-0
10/29	at Philadelphia	W	104	101	2-0
10/30	WASHINGTON	W	99	95	3-0
11/2	at Cleveland	W	100	88	4-0
11/3	DETROIT	W	94	85	5-0
11/5	at Minnesota	W	113	103	6-0
11/7	PHOENIX	L	114	118	6-1
11/8	at Orlando	L	89	93	6-2
11/10	MILWAUKEE	L	91	108	6-3
11/12	UTAH	L	86	90	6-4
11/14	MINNESOTA	W	111	105	7-4
11/16	at Indiana	W	102	92	8-4
11/20	DALLAS	L	93	98	8-5
11/22	BOSTON	L	76	99	8-6
11/23	(#) at New Jersey	L	101	107	8-7
11/25	WASHINGTON	W	116	96	9-7
11/27	NEW YORK	W	99	90	10-7
11/28	at Toronto	W	96	78	11-7
12/1	MEMPHIS	W	112	109	12-7
12/3	PHILADELPHIA	W	93	88	13-7
12/4	at Miami	L	77	89	13-8
12/6	at Orlando	L	80	74	14-8
12/7	NEW JERSEY	W	116	101	15-8
12/10	at San Antonio	L	92	108	15-9
12/11	INDIANA	W	97	83	16-9
12/14	at Detroit	L	80	103	16-10
12/16	at Boston	L	90	102	16-11
12/17	CHARLOTTE	W	90	85	17-11
12/19	at New Jersey	L	82	89	17-12
12/20	ORLANDO	W	91	81	18-12
12/22	CLEVELAND	W	98	84	19-12
12/26	at New Orleans	L	86	93	19-13
12/27	at Milwaukee	W	95	80	20-13
12/29	GOLDEN STATE	W	103	93	21-13
12/31	at Oklahoma City	L	94	103	21-14
1/2	at LA Clippers	W	107	98	22-14
1/4	at Sacramento	W	108	102	23-14
1/5	at Utah	W	110	107	24-14
1/8	INDIANA	W	108	93	25-14
1/11	MILWAUKEE	PPD (severe weather) to 3/15			
1/12	at Toronto	W	104	101	26-14
1/15	HOUSTON	L	106	112	26-15

(#, overtime; #2, double OT; #3, three OT; #4, four OT)

Date	Opponent	W/L	Atl.	Opp.	Record
1/17	SACRAMENTO	W	100	98	27-15
1/18	(#) at Miami	W	93	89	28-15
1/21	NEW ORLEANS	L	59	100	28-16
1/22	at Charlotte	W	103	87	29-16
1/26	at Milwaukee	L	90	98	29-17
1/28	NEW YORK	W	111	102	30-17
1/29	at Dallas	L	91	102	30-18
2/2	TORONTO	W	100	87	31-18
2/4	LA CLIPPERS	W	101	100	32-18
2/5	at Washington	W	99	92	33-18
2/8	PHILADELPHIA	L	83	117	33-19
2/12	CHARLOTTE	L	86	88	33-20
2/14	at Detroit	W	94	79	34-20
2/16	at New York	L	90	102	34-21
	ALL-STAR BREAK				
2/22	at LA Lakers	L	80	104	34-22
2/23	at Phoenix	L	97	105	34-23
2/25	at Golden State	W	95	79	35-23
2/27	at Portland	W	90	83	36-23
2/28	at Denver	L	90	100	36-24
3/2	CHICAGO	W	83	80	37-24
3/4	OKLAHOMA CITY	L	104	111	37-25
3/6	NEW YORK	L	79	92	37-26
3/8	LA LAKERS	L	87	101	37-27
3/11	at Chicago	L	76	94	37-28
3/12	PORTLAND	W	91	82	38-28
3/15	MILWAUKEE	W	110	85	39-28
3/16	DENVER	L	87	102	39-29
3/18	MIAMI	L	85	106	39-30
3/20	DETROIT	W	104	96	40-30
3/22	CHICAGO	L	81	114	40-31
3/23	at Philadelphia	L	100	105	40-32
3/26	NEW JERSEY	W	98	87	41-32
3/27	at Cleveland	W	99	83	42-32
3/30	ORLANDO	W	85	82	43-32
4/1	BOSTON	W	88	83	44-32
4/3	at Houston	L	109	114	44-33
4/5	SAN ANTONIO	L	90	97	44-34
4/8	at Indiana	L	102	114	44-35
4/9	at Washington	L	83	115	44-36
4/11	MIAMI	L	90	98	44-37
4/13	at Charlotte	L	85	96	44-38

ATLANTA
Most points: 119 at Memphis (10/27)
Least points: 59 vs. New Orleans (1/21)

OPPONENT
Most points: 118 (Phoenix, 11/7)
Least points: 74 (Orlando, 12/6)

YEARLY RESULTS: 2011 - 12

40-26 OVERALL (23-10 at home, 17-16 on the road)



SEASON STATS

	G	Min	FGM	FGA	Pct	FTM	FTA	Pct	Reb	Asst	PF	Stl	Blk	Pts	Avg
J. Johnson	60	2127	423	931	.454	158	186	.849	221	232	75	48	13	1129	18.8
Smith	66	2329	504	1101	.458	203	322	.630	632	257	172	93	115	1239	18.8
Teague	66	2183	320	672	.476	140	185	.757	159	321	145	106	37	831	12.6
Horford	11	348	57	103	.553	22	30	.733	77	24	21	10	14	136	12.4
Williams	57	1500	203	470	.432	115	146	.788	294	71	84	47	18	579	10.2
Pachulia	58	1640	169	339	.499	117	158	.741	457	79	172	55	29	455	7.8
Green	53	922	153	325	.471	48	56	.857	80	40	74	23	6	404	7.6
Hinrich	48	1237	122	295	.414	25	32	.781	101	132	100	38	11	316	6.6
I. Johnson	56	934	141	275	.513	72	100	.720	226	32	116	43	18	356	6.4
Pargo	50	671	105	253	.415	19	20	.950	73	96	64	20	2	282	5.6
McGrady	52	837	101	231	.437	56	83	.675	154	110	35	16	15	273	5.3
Radmanovic	49	755	74	197	.376	22	29	.759	143	54	62	21	15	220	4.5
Stackhouse	30	273	37	100	.370	21	23	.913	23	14	12	10	3	108	3.6
Collins	30	308	16	40	.400	7	15	.467	48	10	34	4	3	39	1.3
Sloan	5	20	3	8	.375	0	0	---	5	5	3	1	0	6	1.2
Dampier	15	83	1	8	.125	0	0	---	25	4	9	1	4	2	0.1

3-pt. field goals: Atlanta 492-1330 (.370) - Johnson 125-322 (.388), Williams 58-149 (.389), Pargo 53-138 (.384), Teague 51-149 (.342), Green 50-113 (.442), Radmanovic 50-135 (.370), Hinrich 47-136 (.346), Smith 28-109 (.257), McGrady 15-33 (.455), Stackhouse 13-38 (.342), I. Johnson 2-6 (.333). Opponents 391-1137 (.344).

RESULTS

Date	Opponent	W/L	Atl.	Opp.	Record
12/27	at New Jersey	W	106	70	1-0
12/28	WASHINGTON	W	101	83	2-0
12/30	NEW JERSEY	W	105	98	3-0
12/31	at Houston	L	84	95	3-1
1/2	at Miami	W	100	92	4-1
1/3	at Chicago	L	74	76	4-2
1/5	(#3) MIAMI	L	109	116	4-3
1/6	(#) at Charlotte	W	102	96	5-3
1/7	CHICAGO	W	109	94	6-3
1/9	at New Jersey	W	106	101	7-3
1/11	at Indiana	L	84	96	7-4
1/12	CHARLOTTE	W	111	81	8-4
1/14	MINNESOTA	W	93	91	9-4
1/16	TORONTO	W	93	84	10-4
1/18	PORTLAND	W	92	89	11-4
1/20	at Philadelphia	L	76	90	11-5
1/21	CLEVELAND	W	121	94	12-5
1/23	at Milwaukee	W	97	92	13-5
1/25	at San Antonio	L	83	105	13-6
1/27	(#) at Detroit	W	107	101	14-6
1/29	at New Orleans	W	94	72	15-6
1/31	at Toronto	W	100	77	16-6
2/2	MEMPHIS	L	77	96	16-7
2/4	PHILADELPHIA	L	87	98	16-8
2/6	PHOENIX	L	90	99	16-9
2/8	INDIANA	W	97	87	17-9
2/10	(#) at Orlando	W	89	87	18-9
2/12	MIAMI	L	87	107	18-10
2/14	at LA Lakers	L	78	86	18-11
2/15	at Phoenix	W	101	99	19-11
2/18	at Portland	L	77	97	19-12
2/20	at Chicago	L	79	90	19-13
2/22	at New York	L	82	99	19-14
2/23	ORLANDO	W	83	78	20-14
	ALL-STAR BREAK				
2/29	GOLDEN STATE	L	82	85	20-15

YEARLY RESULTS: 2012 - 13

44-38 OVERALL (25-16 at home, 19-22 on the road)



SEASON STATS

	G	Min	FGM	FGA	Pct	FTM	FTA	Pct	Reb	Asst	PF	Stl	Blk	Pts	Avg
Smith	76	2683	550	1182	.465	166	321	.517	639	321	175	94	136	1327	17.5
Horford	74	2756	576	1060	.543	134	208	.644	757	240	163	78	78	1289	17.4
Teague	80	2628	439	974	.451	199	226	.881	180	579	181	117	28	1166	14.6
Williams	39	1119	187	443	.422	105	121	.868	80	139	55	44	10	551	14.1
Korver	74	2259	277	601	.461	67	78	.859	293	146	170	70	37	810	10.9
Harris	58	1421	194	443	.438	112	154	.727	116	197	103	64	13	577	9.9
Johnson	69	1035	185	356	.520	81	131	.618	266	46	131	56	14	452	6.6
Jenkins	61	902	131	294	.446	59	70	.843	94	56	37	12	10	374	6.1
Pachulia	52	1134	114	241	.473	78	103	.757	336	79	128	35	12	306	5.9
Morrow	24	301	47	111	.423	16	18	.889	26	9	33	12	1	125	5.2
Stevenson	56	1158	98	262	.374	12	23	.522	122	52	69	29	6	284	5.1
Pargo	7	113	13	38	.342	2	2	1.000	7	19	8	3	0	35	5.0
Mack (TOT)	31	416	58	126	.460	9	16	.563	40	68	39	15	0	143	4.6
Mack (ATL)	20	268	41	84	.488	8	14	.571	24	44	28	9	0	104	5.2
Scott	40	376	70	147	.476	43	56	.768	110	12	32	4	2	183	4.6
Tolliver	62	963	82	216	.380	44	51	.863	155	32	66	15	12	253	4.1
Petro	31	352	48	110	.436	11	12	.917	112	16	48	10	9	108	3.5
Jones (TOT)	78	1017	82	222	.369	87	113	.770	101	48	119	22	6	262	3.4
Jones (ATL)	28	381	32	82	.390	21	31	.677	31	20	46	12	1	88	3.1
Tyler (TOT)	21	68	9	24	.375	4	6	.667	20	1	10	1	2	22	1.0

3-pt. field goals: Atlanta 706-1901 (.371) - Korver 189-414 (.457), Teague 89-248 (.359), Harris 77-230 (.335), Stevenson 76-229 (.364), Williams 72-196 (.367), Smith 61-201 (.303), Jenkins 53-138 (.384), Tolliver 45-133 (.338), Morrow 15-38 (.395), Mack 14-35 (.400), Pargo 7-20 (.350), Horford 3-6 (.500), Jones 3-12 (.250), Petro 1-4 (.250), Johnson 1-13 (.077). Opponents 620-1635 (.379).

RESULTS

Date	Opponent	W/L	Atl.	Opp.	Record
11/2	HOUSTON	L	102	109	0-1
11/4	at Oklahoma City	W	104	95	1-1
11/7	INDIANA	W	89	86	2-1
11/9	MIAMI	L	89	95	2-2
11/11	at LA Clippers	L	76	89	2-3
11/12	at Portland	W	95	87	3-3
11/14	at Golden State	L	88	92	3-4
11/16	at Sacramento	W	112	96	4-4
11/19	ORLANDO	W	81	72	5-4
11/21	(#) WASHINGTON	W	101	100	6-4
11/23	at Charlotte	W	101	91	7-4
11/24	LA CLIPPERS	W	104	93	8-4
11/28	CHARLOTTE	W	94	91	9-4
11/30	CLEVELAND	L	111	113	9-5
12/5	DENVER	W	108	104	10-5
12/7	WASHINGTON	W	104	95	11-5
12/8	at Memphis	W	93	83	12-5
12/10	at Miami	L	92	101	12-6
12/12	at Orlando	W	86	80	13-6
12/13	CHARLOTTE	W	113	90	14-6
12/15	GOLDEN STATE	L	93	115	14-7
12/18	(#) at Washington	W	100	95	15-7
12/19	OKLAHOMA CITY	L	92	100	15-8
12/21	at Philadelphia	L	80	99	15-9
12/22	CHICAGO	W	92	75	16-9
12/26	(#2) DETROIT	W	126	119	17-9
12/28	at Cleveland	W	102	94	18-9
12/29	INDIANA	W	109	100	19-9
12/31	at Houston	L	104	123	19-10
1/1	at New Orleans	W	95	86	20-10
1/4	at Detroit	L	84	95	20-11
1/5	BOSTON	L	81	89	20-12
1/8	at Minnesota	L	103	108	20-13
1/9	at Cleveland	L	83	99	20-14
1/11	UTAH	W	103	95	21-14
1/12	at Washington	L	83	93	21-15
1/14	at Chicago	L	58	97	21-16
1/16	BROOKLYN	W	109	95	22-16
1/18	at Brooklyn	L	89	94	22-17
1/19	SAN ANTONIO	L	93	98	22-18
1/21	MINNESOTA	W	104	96	23-18
1/23	at Charlotte	W	104	92	24-18

(#, overtime; #2, double OT; #3, three OT; #4, four OT)

Date	Opponent	W/L	Atl.	Opp.	Record
1/25	(#2) BOSTON	W	123	111	25-18
1/27	at New York	L	104	106	25-19
1/30	TORONTO	W	93	92	26-19
2/2	CHICAGO	L	76	93	26-20
2/5	at Indiana	L	103	114	26-21
2/6	MEMPHIS	W	103	92	27-21
2/8	NEW ORLEANS	L	100	111	27-22
2/11	at Dallas	W	105	101	28-22
2/13	at Orlando	W	108	76	29-22
	ALL-STAR BREAK				
2/20	MIAMI	L	90	103	29-23
2/22	SACRAMENTO	W	122	108	30-23
2/23	at Milwaukee	W	103	102	31-23
2/25	at Detroit	W	114	103	32-23
2/27	at Utah	W	102	91	33-23
3/1	at Phoenix	L	87	92	33-24
3/3	at LA Lakers	L	98	99	33-25
3/4	at Denver	L	88	104	33-26
3/6	PHILADELPHIA	W	107	96	34-26
3/8	(#) at Boston	L	102	107	34-27
3/9	BROOKLYN	L	80	93	34-28
3/12	at Miami	L	81	98	34-29
3/13	LA LAKERS	W	96	92	35-29
3/15	PHOENIX	W	107	94	36-29
3/17	at Brooklyn	W	105	93	37-29
3/18	DALLAS	L	113	127	37-30
3/20	MILWAUKEE	W	98	90	38-30
3/22	PORTLAND	L	93	104	38-31
3/24	at Milwaukee	W	104	99	39-31
3/25	at Indiana	L	94	100	39-32
3/27	at Toronto	W	107	88	40-32
3/29	at Boston	L	107	118	40-33
3/30	ORLANDO	W	97	88	41-33
4/1	CLEVELAND	W	102	94	42-33
4/3	NEW YORK	L	82	95	42-34
4/5	PHILADELPHIA	L	90	101	42-35
4/6	at San Antonio	L	97	99	42-36
4/10	at Philadelphia	W	124	101	43-36
4/12	MILWAUKEE	W	109	104	44-36
4/16	TORONTO	L	96	113	44-37
4/17	at New York	L	92	98	44-38

OPPONENT
Most points: 133 (Utah, 3/25)
Least points: 70 (New Jersey, 12/27)

YEARLY RESULTS: 2013-14

38-44 OVERALL (24-17 at home, 14-27 on the road)



SEASON STATS

	G	Min	FGM	FGA	Pct	FTM	FTA	Pct	Reb	Asst	PF	Stl	Blk	Pts	Avg
Horford	29	958	238	420	.567	58	85	.682	244	76	56	27	44	538	18.6
Millisp	74	2482	483	1047	.461	286	391	.731	627	232	210	129	78	1328	17.9
Teague	79	2542	456	1040	.438	318	376	.846	208	528	158	89	17	1304	16.5
Korver	71	2409	289	609	.475	87	94	.926	282	208	147	70	24	850	12.0
Carroll	73	2341	302	642	.470	109	141	.773	403	134	188	108	21	810	11.1
Williams	60	1445	197	493	.400	152	179	.849	124	210	65	45	4	625	10.4
Scott	80	1482	301	628	.479	103	132	.780	284	75	121	30	7	767	9.6
Mack	73	1490	209	501	.417	64	74	.865	160	271	100	50	2	544	7.5
Antic	50	925	123	294	.418	50	66	.758	209	58	126	19	12	352	7.0
Brand	73	1414	179	332	.539	61	94	.649	361	74	192	40	88	419	5.7
Martin (TOT)	59	870	111	264	.420	48	65	.738	110	33	71	27	7	329	5.6
Martin (ATL)	53	822	106	256	.414	46	61	.754	105	31	68	26	7	314	5.9
Nunnally	4	54	6	18	.333	3	4	.750	8	2	2	1	1	18	4.5
Ayon	26	429	52	102	.510	8	20	.400	125	28	47	25	10	112	4.3
Jamison (TOT)	22	248	29	92	.315	18	25	.720	55	7	29	9	3	84	3.8
Muscala	20	215	31	73	.425	14	14	1.000	52	7	29	3	10	76	3.8
Schröder	49	641	72	188	.383	29	43	.674	60	93	54	17	0	183	3.7
Jenkins	13	158	16	42	.381	4	4	1.000	22	11	11	1	1	40	3.1
Cunningham	5	22	1	2	.500	0	2	.000	1	3	3	0	0	2	0.4
Pittman	2	3	0	1	.000	0	2	.000	3	0	0	0	0	0	0.0

3-pt. field goals: Atlanta 768-2116 (.363) - Korver 185-392 (.472), Carroll 97-268 (.362), Williams 79-231 (.342), Millisp 76-212 (.358), Teague 74-225 (.329), Mack 62-184 (.337), Scott 62-200 (.310), Antic 56-171 (.327), Martin 56-146 (.384), Schröder 10-42 (.238), Horford 4-11 (.364), Jenkins 4-18 (.222), Nunnally 3-10 (.300). Opponents 654-1793 (.365).

RESULTS

YEARLY RESULTS: 2014-15

60-22 OVERALL (35-6 at home, 25-16 on the road)



YEARLY RESULTS: 2015-16

48-34 OVERALL (27-14 at home, 21-20 on the road)



SEASON STATS

	G	Min	FGM	FGA	Pct	FTM	FTA	Pct	Reb	Asst	PF	Stl	Blk	Pts	Avg
Millsap	73	2390	443	930	.476	255	337	.757	570	223	201	130	69	1218	16.7
Teague	73	2228	408	887	.460	275	319	.862	184	513	139	125	31	1162	15.9
Horford	76	2318	519	965	.638	107	141	.759	544	244	121	68	98	1156	15.2
Carroll	70	2189	318	653	.487	127	181	.702	372	118	154	94	17	883	12.6
Korver	75	2418	292	600	.487	106	118	.898	304	196	140	52	42	911	12.1
Schröder	77	1516	284	665	.427	148	179	.827	164	317	127	49	4	768	10.0
Scott	68	1123	201	453	.444	61	77	.792	199	75	83	25	3	529	7.8
Antic	63	1037	108	296	.365	88	123	.715	189	49	132	18	14	356	5.7
Jenkins	24	297	49	99	.495	16	19	.842	39	13	15	10	0	135	5.6
Mack	55	833	117	292	.401	25	31	.806	79	155	32	30	2	299	5.4
Sefolsha	52	976	104	249	.418	45	58	.776	223	75	67	53	21	278	5.3
Bazemore	75	1324	141	331	.426	60	100	.600	222	78	127	52	33	390	5.2
Muscala	40	502	83	151	.550	22	25	.880	119	25	52	16	19	197	4.9
Daye (TOT)	34	344	50	141	.355	5	6	.833	75	17	39	12	5	129	3.8
Daye (ATL)	8	76	10	26	.385	1	2	.500	14	8	9	4	2	26	3.3
Brand	36	486	42	95	.442	12	23	.522	100	22	54	17	25	96	2.7
Payne	3	19	2	7	.286	1	2	.500	4	0	4	1	0	5	1.7

SEASON STATS

	G	Min	FGM	FGA	Pct	FTM	FTA	Pct	Reb	Asst	PF	Stl	Blk	Pts	Avg
Millsap	81	2647	501	1066	.470	309	408	.757	732	265	237	147	139	1385	17.1
Teague	79	2255	434	988	.439	261	312	.837	214	470	167	97	24	1239	15.7
Horford	82	2631	529	1048	.505	103	129	.798	596	263	163	68	121	1249	15.2
Bazemore	75	2083	320	725	.441	123	151	.815	379	171	176	98	38	872	11.6
Schröder	80	1621	329	781	.421	144	182	.791	204	349	138	70	9	879	11.0
Korver	80	2401	268	616	.435	45	54	.833	260	164	161	60	35	739	9.2
Humphries (TOT)	53	835	121	295	.410	67	84	.798	218	36	94	16	23	343	6.5
Humphries (ATL)	21	295	47	101	.465	32	45	.711	71	13	44	10	7	134	6.4
Sefolsha	75	1758	188	372	.505	62	99	.626	334	107	109	85	37	480	6.4
Hardaway Jr.	51	864	114	265	.430	50	56	.893	86	51	48	21	7	326	6.4
Scott	75	1146	176	376	.468	50	63	.794	206	78	102	25	17	464	6.2
Splitter	36	579	81	155	.523	39	48	.813	120	30	71	20	12	201	5.6
Mack	24	179	40	95	.421	9	12	.750	22	38	7	8	14	93	3.9
Muscala	50	565	76	152	.500	31	39	.795	117	34	72	13	27	195	3.3
Hinrich (TOT)	46	631	49	129	.380	15	16	.938	70	73	64	15	2	137	3.0
Hinrich (ATL)	11	76	2	11	.182	0	0	----	12	14	1	2	1	5	0.5
Holiday	26	263	24	73	.329	5	10	.500	27	11	21	13	4	63	2.4
Patterson	35	395	28	80	.350	16	22	.727	50	39	45	9	2	84	2.4
Tavares	11	73	11	19	.579	3	8	.375	21	3	8	1	6	25	2.3

3-pt. field goals: Atlanta 818-2152 (.380) - Korver 221-449 (.492), Carroll 120-304 (.395), Millsap 77-216 (.356), Teague 71-207 (.343), Scott 66-192 (.344), Antic 52-173 (.301), Schröder 52-148 (.351), Bazemore 48-132 (.364), Mack 40-127 (.315), Sefolsha 25-78 (.321), Jenkins 21-52 (.404), Horford 11-36 (.306), Muscala 9-22 (.409), Daye 5-14 (.357), Opponents 720-2112 (.341).

3-pt. field goals: Atlanta 815-2326 (.350) - Korver 158-396 (.399), Teague 110-275 (.400), Bazemore 109-305 (.357), Horford 88-256 (.344), Schröder 77-239 (.322), Millsap 74-232 (.319), Scott 62-158 (.392), Hardaway 48-142 (.338), Sefolsha 42-124 (.339), Muscala 12-39 (.308), Patterson 12-49 (.245), Holiday 10-45 (.222), Humphries 8-31 (.258), Mack 4-27 (.148), Hinrich 1-6 (.167), Splitter 0-2 (.000), Opponents 679-2008 (.338).

RESULTS

(#, overtime; #2, double OT; #3, three OT; #4, four OT)

Date	Opponent	W/L	Atl.	Opp.	Record	Date	Opponent	W/L	Atl.	Opp.	Record
10/29	at Toronto	L	102	109	0-1	1/21	INDIANA	W	110	91	35-8
11/1	INDIANA	W	102	92	1-1	1/23	OKLAHOMA CITY	W	103	93	36-8
11/5	at San Antonio	L	92	94	1-2	1/25	MINNESOTA	W	112	100	37-8
11/7	#2 at Charlotte	L	119	122	1-3	1/28	BROOKLYN	W	113	102	38-8
11/8	NEW YORK	W	103	96	2-3	1/30	PORTLAND	W	105	99	39-8
11/10	at New York	W	91	85	3-3	1/31	PHILADELPHIA	W	91	85	40-8
11/12	UTAH	W	100	97	4-3	2/2	at New Orleans	L	100	115	40-9
11/14	MIAMI	W	114	103	5-3	2/4	WASHINGTON	W	105	96	41-9
11/15	at Cleveland	L	94	127	5-4	2/6	GOLDEN STATE	W	124	116	42-9
11/16	LA LAKERS	L	109	114	5-5	2/8	at Memphis	L	88	94	42-10
11/21	DETROIT	W	99	89	6-5	2/9	at Minnesota	W	117	105	43-10
11/25	at Washington	W	106	102	7-5	2/11	at Boston	L	88	89	43-11
11/26	TORONTO	L	115	126	7-6	ALL-STAR BREAK					
11/28	NEW ORLEANS	W	100	91	8-6	2/20	TORONTO	L	80	105	43-12
11/29	CHARLOTTE	W	105	75	9-6	2/22	at Milwaukee	W	97	86	44-12
12/2	BOSTON	W	109	105	10-6	2/25	DALLAS	W	104	87	45-12
12/3	at Miami	W	112	102	11-6	2/27	ORLANDO	W	95	88	46-12
12/5	at Brooklyn	W	98	75	12-6	2/28	at Miami	W	93	91	47-12
12/7	DENVER	W	96	84	13-6	3/3	HOUSTON	W	104	95	48-12
12/8	at Indiana	W	108	92	14-6	3/6	CLEVELAND	W	106	97	49-12
12/10	PHILADELPHIA	L	95	79	15-6	3/7	at Philadelphia	L	84	92	49-13
12/12	ORLANDO	W	87	81	16-6	3/9	SACRAMENTO	W	130	105	50-13
12/13	at Orlando	L	99	100	16-7	3/11	at Denver	L	102	115	50-14
12/15	CHICAGO	W	93	86	17-7	3/13	at Phoenix	W	96	87	51-14
12/17	at Cleveland	W	127	98	18-7	3/15	at LA Lakers	W	91	86	52-14
12/20	at Houston	W	104	97	19-7	3/16	at Sacramento	W	110	103	53-14
12/22	at Dallas	W	105	102	20-7	3/18	at Golden State	L	95	114	53-15
12/23	LA CLIPPERS	W	107	104	21-7	3/20	at Oklahoma City	L	115	123	53-16
12/26	MILWAUKEE	L	77	107	21-8	3/22	SAN ANTONIO	L	95	114	53-17
12/27	at Milwaukee	W	90	85	22-8	3/25	at Orlando	W	95	83	54-17
12/30	CLEVELAND	W	109	101	23-8	3/27	MIAMI	W	99	86	55-17
1/2	at Utah	W	98	92	24-8	3/28	at Charlotte	L	100	115	55-18
1/3	at Portland	W	115	107	25-8	3/30	MILWAUKEE	W	101	88	56-18
1/5	at LA Clippers	W	107	98	26-8	3/31	at Detroit	L	95	105	56-19
1/7	MEMPHIS	W	96	86	27-8	4/4	BROOKLYN	W	131	99	57-19
1/9	at Detroit	W	106	103	28-8	4/7	PHOENIX	W	96	69	58-19
1/11	WASHINGTON	W	120	89	29-8	4/8	at Brooklyn	W	114	111	59-19
1/13	at Philadelphia	W	105	87	30-8	4/10	CHARLOTTE	W	104	80	60-19
1/14	at Boston	W	105	91	31-8	4/12	at Washington	L	99	108	60-20
1/16	at Toronto	W	110	89	32-8	4/13	NEW YORK	L	108	112	60-21
1/17	at Chicago	W	107	99	33-8	4/15	at Chicago	L	85	91	60-22
1/19	DETROIT	W	93	82	34-8						

ATLANTA
Most points: 131 vs. Brooklyn (4/4)
Least points: 77 vs. Milwaukee (12/26)

OPPONENT
Most points: 127 at Cleveland (11/15)
Least points: 69 vs. Phoenix (4/7)

RESULTS

(#, overtime; #2, double OT; #3, three OT; #4, four OT)

Date	Opponent	W/L	Atl.	Opp.	Record	Date	Opponent	W/L	Atl.	Opp.	Record
10/27	DETROIT	L	94	106	0-1	1/20	at Portland	W	104	98	26-17
10/29	at New York	W	112	101	1-1	1/21	at Sacramento	L	88	91	26-18
10/30	CHARLOTTE	W	97	94	2-1	1/23	at Phoenix	L	95	98	26-19
11/1	at Charlotte	W	94	92	3-1	1/25	at Denver	W	119	105	27-19
11/3	at Miami	W	98	92	4-1	1/27	LA CLIPPERS	L	83	85	27-20
11/4	BROOKLYN	W	101	87	5-1	1/28	at Indiana	L	92	111	27-21
11/6	at New Orleans	W	121	115	6-1	1/31	at Miami	L	87	105	27-22
11/7	WASHINGTON	W	114	99	7-1	2/1	DALLAS	W	112	97	28-22
11/9	MINNESOTA	L	107	117	7-2	2/3	at Philadelphia	W	124	86	29-22
11/11	NEW ORLEANS	W	106	98	8-2	2/5	INDIANA	W	102	96	30-22
11/13	at Boston	L	93	106	8-3	2/7	at Orlando	L	94	96	30-23
11/15	UTAH	L	86	97	8-4	2/8	# ORLANDO	L	110	117	30-24
11/17	at Brooklyn	L	98	90	8-5	2/10	at Chicago	W	113	90	31-24
11/18	SACRAMENTO	W	103	97	9-5	ALL-STAR BREAK					
11/21	at Cleveland	L	97	109	9-6	2/19	MIAMI	L	111	115	31-25
11/24	BOSTON	W	121	97	10-6	2/20	#2 MILWAUKEE	L	109	117	31-26
11/25	at Minnesota	L	95	99	10-7	2/22	GOLDEN STATE	L	92	102	31-27
11/27	at Memphis	W	116	101	11-7	2/26	CHICAGO	W	103	88	32-27
11/28	at San Antonio	L	88	108	11-8	2/28	CHARLOTTE	W	87	76	

YEARLY RESULTS: 2016-17

43-39 OVERALL (23-18 at home, 20-21 on the road)



SEASON STATS

	G	Min	FGM	FGA	Pct	FTM	FTA	Pct	Reb	Asst	PF	Stl	Blk	Pts	Avg
Millsap	69	2343	430	972	.442	311	405	.768	533	252	186	90	62	1246	18.1
Schröder	79	2485	548	1214	.451	218	255	.855	248	499	149	74	16	1414	17.9
Hardaway Jr.	79	2154	415	912	.455	164	214	.766	224	182	103	55	15	1145	14.5
Howard	74	2199	388	613	.633	226	424	.533	940	104	203	64	92	1002	13.5
Ilyasova (TOT)	82	2142	384	890	.431	161	207	.778	481	140	211	58	23	1071	13.1
Ilyasova (ATL)	26	633	93	226	.412	52	65	.800	151	42	73	22	8	270	10.4
Bazemore	73	1963	295	721	.409	119	168	.708	231	177	165	91	52	801	11.0
Korver	32	894	108	246	.439	24	27	.889	89	75	47	23	13	305	9.5
Sefolosha	62	1596	174	395	.441	55	75	.733	270	107	97	96	31	444	7.2
Muscala	70	1237	170	337	.504	49	64	.766	239	95	97	30	41	435	6.2
Prince	59	981	114	285	.400	74	94	.787	157	55	96	43	27	335	5.7
Dejaney	73	1248	145	388	.374	75	93	.806	123	193	112	39	1	391	5.4
Dunleavy (TOT)	53	841	93	220	.423	36	45	.800	116	50	67	15	7	275	5.2
Dunleavy (ATL)	30	475	57	130	.438	22	26	.846	69	30	35	9	5	169	5.6
Humphries	56	689	87	214	.407	64	82	.780	206	29	69	15	21	257	4.6
Calderon (TOT)	41	539	55	134	.410	11	12	.917	74	88	36	11	1	141	3.4
Calderon (ATL)	17	247	23	57	.404	7	8	.875	32	37	14	4	0	61	3.6
Bembry	38	371	47	98	.480	6	16	.375	59	29	21	8	5	101	2.7
Scott	18	195	17	59	.288	7	8	.875	37	17	12	4	3	45	2.5
Neal	2	18	0	7	.000	4	4	1.000	1	1	1	0	0	2	2.0
Tavares	1	4	1	1	1.000	0	2	.000	1	0	0	0	0	2	2.0
Patterson	5	40	3	15	.200	2	3	.667	7	6	6	1	0	9	1.8
Kelly	16	110	8	28	.286	5	6	.833	18	8	5	4	5	25	1.6

3-pt. field goals: Atlanta 729-2137 (.341) - Hardaway Jr. 149-417 (.357), Schröder 100-294 (.340), Bazemore 92-266 (.346), Millsap 75-241 (.311), Korver 65-159 (.409), Muscala 46-110 (.418), Sefolosha 41-120 (.342), Dunleavy 33-77 (.429), Prince 33-102 (.324), Ilyasova 32-92 (.348), Delaney 26-110 (.236), Humphries 19-54 (.352), Calderon 8-30 (.267), Kelly 4-10 (.400), Scott 4-27 (.148), Bembry 1-18 (.056), Patterson 1-6 (.167). Opponents 893-2502 (.357).

RESULTS

(#, overtime; #2, double OT; #3, three OT; #4, four OT)

Date	Opponent	W/L	Atl.	Opp.	Record	Date	Opponent	W/L	Atl.	Opp.	Record
10/27	WASHINGTON	W	114	99	1-0	1/18	at Detroit	L	95	118	24-18
10/29	at Philadelphia	W	104	72	2-0	1/20	CHICAGO	W	102	93	25-18
10/31	SACRAMENTO	W	106	95	3-0	1/21	PHILADELPHIA	W	110	93	26-18
						1/23	LA CLIPPERS	L	105	115	26-19
11/2	LA LAKERS	L	116	123	3-1	1/25	at Chicago	W	119	114	27-19
11/4	at Washington	L	92	95	3-2	1/27	WASHINGTON	L	86	112	27-20
11/5	HOUSTON	W	112	97	4-2	1/29	#4 NEW YORK	W	142	139	28-20
11/8	at Cleveland	W	110	106	5-2	2/1	at Miami	L	93	116	28-21
11/9	CHICAGO	W	115	107	6-2	2/2	at Houston	W	113	108	29-21
11/12	PHILADELPHIA	W	117	96	7-2	2/4	ORLANDO	W	113	86	30-21
11/15	at Miami	W	93	90	8-2	2/6	UTAH	L	95	120	30-22
11/16	MILWAUKEE	W	107	100	9-2	2/8	DENVER	W	117	106	31-22
11/18	at Charlotte	L	96	100	9-3	2/10	at Sacramento	L	107	108	31-23
11/20	at New York	L	94	104	9-4	2/13	# at Portland	W	109	104	32-23
11/22	NEW ORLEANS	L	94	112	9-5	2/15	at LA Clippers	L	84	99	32-24
11/23	at Indiana	W	96	85	10-5						
11/25	at Utah	L	68	95	10-6						
11/27	at LA Lakers	L	94	109	10-7	2/24	MIAMI	L	90	108	32-25
11/28	at Golden State	L	100	105	10-8	2/25	at Orlando	L	86	105	32-26
11/30	at Phoenix	L	107	109	10-9	2/27	at Boston	W	114	98	33-26
12/2	DETROIT	L	85	121	10-10	3/1	DALLAS	W	100	95	34-26
12/3	at Toronto	L	84	128	10-11	3/3	CLEVELAND	L	130	135	34-27
12/5	OKLAHOMA CITY	L	99	102	10-12	3/5	INDIANA	L	96	97	34-28
12/7	MIAMI	W	103	95	11-12	3/6	GOLDEN STATE	L	111	119	34-29
12/9	at Milwaukee	W	114	110	12-12	3/8	BROOKLYN	W	110	105	35-29
12/13	ORLANDO	L	120	131	12-13	3/10	TORONTO	W	105	99	36-29
12/16	at Toronto	L	125	111	13-13	3/11	at Memphis	W	107	90	37-29
12/17	CHARLOTTE	L	99	107	13-14	3/13	at San Antonio	L	99	107	37-30
12/19	at Oklahoma City	W	110	108	14-14	3/16	MEMPHIS	L	91	103	37-31
12/21	MINNESOTA	L	84	92	14-15	3/18	PORTLAND	L	97	113	37-32
12/23	at Denver	W	109	108	15-15	3/20	at Charlotte	L	90	105	37-33
12/26	at Minnesota	L	90	104	15-16	3/22	at Washington	L	100	104	37-34
12/28	# NEW YORK	W	102	98	16-16	3/24	at Milwaukee	L	97	100	37-35
12/30	DETROIT	W	105	98	17-16	3/26	BROOKLYN	L	92	107	37-36
						3/28	PHOENIX	W	95	91	38-36
						3/29	at Philadelphia	W	99	92	39-36
1/1	# SAN ANTONIO	W	114	112	18-16	4/1	at Chicago	L	104	106	39-37
1/4	at Orlando	W	111	92	19-16	4/2	at Brooklyn	L	82	91	39-38
1/5	at New Orleans	W	99	94	20-16	4/6	BOSTON	W	123	116	40-38
1/7	at Dallas	W	97	82	21-16	4/7	at Cleveland	W	114	100	41-38
1/10	at Brooklyn	W	117	97	22-16	4/9	# CLEVELAND	W	126	125	42-38
1/13	BOSTON	L	101	103	22-17	4/11	CHARLOTTE	W	103	76	43-38
1/15	MILWAUKEE	W	111	98	23-17	4/12	at Indiana	L	86	104	43-39
1/16	at New York	W	108	107	24-17						

ATLANTA
Most points: 142 vs. New York (1/29)
Least points: 68 at Utah (11/25)

OPPONENT
Most points: 139 vs. New York (1/29)
Least points: 72 at Philadelphia (10/29)

YEARLY RESULTS: 2017-18

24-58 OVERALL (16-25 at home, 8-33 on the road)



SEASON STATS

	G	Min	FGM	FGA	Pct	FTM	FTA	Pct	Reb	Asst	PF	Stl	Blk	Pts	Avg
Schröder	67	2078	500	1146	.436	225	265	.849	208	417	147	72	6	1301	19.4
Prince	82	2464	415	975	.426	152	180	.844	389	214	168	85	42	1158	14.1
Bazemore	65	1789	284	676	.420	160	201	.796	248	228	147	100	45	836	12.9
Belinelli	52	1209	199	485	.410	101	109	.927	100	103	41	46	3	591	11.4
Ilyasova	46	1175	184	401	.459	72	90	.800	251	51	92	44	17	501	10.9
Lee	15	404	62	152	.408	22	29	.759	71	29	25	19	1	161	10.7
Collins	74	1785	314	545	.576	133	186	.715	541	98	215	47	80	777	10.5
Dedmon	62	1542	250	477	.524	67	86	.779	489	90	162	40	51	617	10.0
Muscala	53	1060	143	312	.458	57	62	.919	230	51	80	31	27	405	7.6
Dorsey	56	974	144	382	.377	45	63	.714	130	79	63	17	5	405	7.2
Taylor	67	1167	163	390	.418	99	141	.702	94	206	116	34	10	338	6.3
Dejaney	54	1014	109	285	.382	74	92	.804	100	163	82	35	6	338	6.3
Babbitt	37	570	80	168	.476	17	22	.773	81	26	47	7	5	226	6.1
Bembry	26	455	53	128	.414	19	33	.576	72	49	38	21	12	136	5.2
Cavanaugh	39	519	67	152	.441	17	21	.810	127	27	61	9	4	183	4.7
Morris	6	98	13	32	.406	0	0	---	16	7	2	2	1	28	4.7
A. White	15	209	25	73	.342	1	4	.250	34	6	12	3	1	69	4.6
Plumlee	55	918	105	180	.583	27	60	.450	228	45	79	17	30	237	4.3
Magette	18	216	15	46	.326	8	8	1.000	19	57	16	8	1	46	2.6
Evans	1	5	1	1	1.000	0	0	---	1	0	1	0	0	2	2.0
Cleveland (TOT)	17	123	8	21	.381	4	6	.667	14	2	23	7	5	23	1.4
Cleveland (ATL)	4	42	4	7	.571	2	2	1.000	4	0	12	1	1	13	3.3
Brussino	4	10	0	2	.000	0	0	---	3	0	0	0	0	0	0.0

3-pt. field goals: Atlanta 917-2544 (.360) - Prince 176-457 (.385), Bazemore 108-274 (.394), Belinelli 92-247 (.372), Schröder 76-262 (.290), Dorsey 72-199 (.362), Muscala 62-167 (.371), Ilyasova 61-170 (.359), Dedmon 50-141 (.355), Babbitt 49-111 (.441), Dejaney 46-124 (.371), Cavanaugh 32-89 (.360), Taylor 20-80 (.250), A. White 18-49 (.367), Collins 16-47 (.340), Lee 15-60 (.250), Bembry 11-30 (.367), Magette 8-22 (.364), Cleveland 3-3 (1.000), Morris 2-10 (.200). Opponents 949-2519 (.377).

RESULTS

(#, overtime; #2, double OT; #3, three OT; #4, four OT)

Date	Opponent	W/L	Atl.	Opp.	Record	Date	Opponent	W/L	Atl.	Opp.	Record
10/18	at Dallas	W	117	111	1-0	1/15	SAN ANTONIO	W	102	99	12-31
10/20	at Charlotte	L	91	109	1-1	1/17	NEW ORLEANS	W	94	93	13-31
10/22	at Brooklyn	L	104	116	1-2	1/20	CHICAGO	L	97	113	13-32
10/23	at Miami	L	93	104	1-3	1/22	UTAH	W	104	90	14-32

YEARLY RESULTS: 2018-19

29-53 OVERALL (17-24 at home, 12-29 on the road)



SEASON STATS

	G	Min	FGM	FGA	Pct	FTM	FTA	Pct	Reb	Asst	PF	Stl	Blk	Pts	Avg
Collins	61	1829	465	831	.560	203	266	.763	595	121	199	22	39	1188	19.5
Young	81	2503	525	1256	.418	343	414	.829	301	653	140	72	15	1549	19.1
Prince	55	1552	262	594	.441	95	116	.819	199	118	141	53	19	742	13.5
Bazemore	67	1643	278	691	.402	127	175	.726	261	152	170	89	42	779	11.6
Len	77	1544	320	648	.494	140	216	.648	424	86	200	27	69	854	11.1
Dedmon	64	1609	259	526	.492	92	113	.814	480	90	214	69	71	693	10.8
Lin	51	1003	180	386	.466	142	168	.845	119	181	96	38	7	546	10.7
Huerter	75	2048	275	657	.419	41	56	.732	245	214	155	65	25	727	9.7
Bembry	82	1931	275	616	.446	87	136	.640	358	202	190	105	41	687	8.4
Carter	76	1330	196	468	.419	47	66	.712	194	87	141	44	27	562	7.4
Spellman	46	805	98	244	.402	32	45	.711	194	47	67	26	25	272	5.9
Poythress	21	305	40	81	.494	18	29	.621	76	17	47	4	10	107	5.1
Plumlee	18	173	32	48	.667	16	30	.533	39	17	14	6	4	80	4.4
Davis	9	118	15	22	.682	6	10	.600	36	5	12	3	5	36	4.0
J. Anderson	48	463	64	157	.408	26	35	.743	84	23	48	22	13	178	3.7
Johnson	6	43	8	16	.500	2	2	1.000	8	0	3	2	0	21	3.5
Dorsey	27	251	32	89	.360	16	26	.615	43	17	20	7	1	90	3.3
Adams	34	428	38	110	.345	7	9	.778	60	65	45	14	5	108	3.2
Hamilton	19	204	23	60	.383	3	6	.500	47	22	19	6	1	57	3.0
Humphries	5	56	6	21	.286	0	0	---	11	0	7	1	0	15	3.0
Sibert	1	4	1	1	1.000	0	0	---	0	0	0	0	0	3	3.0
Zeller	2	11	0	2	.000	0	0	---	6	1	4	0	0	0	0.0

3-pt. field goals: Atlanta 1067-3034 (.352) - Young 156-482 (.324), Huerter 136-353 (.385), Bazemore 123-315 (.390), Carter 123-316 (.389), Bazemore 96-300 (.320), Dedmon 83-217 (.382), Len 74-204 (.363), Collins 55-158 (.348), Bembry 50-173 (.289), Lin 44-132 (.333), Spellman 44-128 (.344), Adams 25-74 (.338), Anderson 24-77 (.312), Dorsey 10-39 (.256), Poythress 9-23 (.391), Hamilton 8-23 (.348), Humphries 3-11 (.273), Johnson 3-6 (.500), Sibert 1-1 (1.000), Davis 0-1 (.000), Zeller 0-1 (.000), Opponents 1013-2820 (.359).

RESULTS

(#, overtime; #2, double OT; #3, three OT; #4, four OT)

Date	Opponent	W/L	Atl.	Opp.	Record	1/11	at Philadelphia	W	123	121	13-29
10/17	at New York	L	107	126	0-1	1/13	MILWAUKEE	L	114	133	13-30
10/19	at Memphis	L	117	131	0-2	1/15	OKLAHOMA CITY	W	142	126	14-30
10/21	at Cleveland	W	133	111	1-2	1/19	BOSTON	L	105	113	14-31
10/24	DALLAS	W	111	104	2-2	1/21	ORLANDO	L	103	122	14-32
10/27	CHICAGO	L	85	97	2-3	1/23	at Chicago	W	121	101	15-32
10/29	at Philadelphia	L	92	113	2-4	1/28	at Portland	L	111	120	15-33
10/30	at Cleveland	L	114	136	2-5	1/28	at LA Clippers	W	123	118	16-33
11/1	SACRAMENTO	L	115	146	2-6	1/30	at Sacramento	L	113	135	16-34
11/3	MIAMI	W	123	118	3-6	2/1	at Utah	L	112	128	16-35
11/6	at Charlotte	L	102	113	3-7	2/2	at Phoenix	W	118	112	17-35
11/7	NEW YORK	L	107	112	3-8	2/4	at Washington	W	137	129	18-35
11/9	DETROIT	L	109	124	3-9	2/7	TORONTO	L	101	119	18-36
11/11	at LA Lakers	L	106	107	3-10	2/9	CHARLOTTE	L	120	129	18-37
11/13	at Golden State	L	103	110	3-11	2/10	ORLANDO	L	108	124	18-38
11/15	at Denver	L	93	138	3-12	2/12	LA LAKERS	W	117	113	19-38
11/17	at Indiana	L	89	97	3-13	2/14	NEW YORK	L	91	106	19-39
11/19	LA CLIPPERS	L	119	127	3-14						
11/21	TORONTO	L	108	124	3-15	2/22	DETROIT	L	122	125	19-40
11/23	BOSTON	L	96	114	3-16	2/23	PHOENIX	W	120	112	20-40
11/25	CHARLOTTE	W	124	123	4-16	2/25	at Houston	L	111	119	20-41
11/27	at Miami	W	115	113	5-16	2/27	# MINNESOTA	W	131	123	21-41
11/28	at Charlotte	L	94	108	5-17						
11/30	at Oklahoma City	L	109	124	5-18	3/1	#4 CHICAGO	L	161	168	21-42
12/3	GOLDEN STATE	L	111	128	5-19	3/3	at Chicago	W	123	118	22-42
12/5	WASHINGTON	L	117	131	5-20	3/4	at Miami	L	113	114	22-43
12/8	DENVER	W	106	98	6-20	3/6	SAN ANTONIO	L	104	111	22-44
12/12	at Dallas	L	107	114	6-21	3/9	BROOKLYN	L	112	114	22-45
12/14	at Boston	L	108	129	6-22	3/10	NEW ORLEANS	W	128	116	23-45
12/16	at Brooklyn	L	127	144	6-23	3/13	MEMPHIS	W	132	111	24-45
12/18	WASHINGTON	W	118	110	7-23	3/16	at Boston	L	120	129	24-46
12/21	at New York	W	114	107	8-23	3/17	at Orlando	L	91	101	24-47
12/23	at Detroit	W	98	95	9-23	3/19	HOUSTON	L	105	121	24-48
12/26	INDIANA	L	121	129	9-24	3/21	UTAH	W	117	114	25-48
12/28	# at Minnesota	W	123	120	10-24	3/23	PHILADELPHIA	W	129	127	26-48
12/29	CLEVELAND	W	111	108	11-24	3/26	at New Orleans	W	130	120	27-48
12/31	at Indiana	L	108	116	11-25	3/29	PORTLAND	L	98	118	27-49
1/2	at Washington	L	98	114	11-26	3/31	# MILWAUKEE	W	136	135	28-49
1/4	at Milwaukee	L	112	144	11-27	4/2	at San Antonio	L	111	117	28-50
1/6	MIAMI	W	106	82	12-27	4/3	PHILADELPHIA	W	130	122	29-50
1/8	at Toronto	L	101	104	12-28	4/5	at Orlando	L	113	149	29-51
1/9	at Brooklyn	L	100	116	12-29	4/7	at Milwaukee	L	107	115	29-52
						4/10	INDIANA	L	134	135	29-53

ATLANTA Most points: 161 vs. Chicago (3/1) Least points: 85 vs. Chicago (10/27)	OPPONENT Most points: 168 vs. Chicago (3/1) Least points: 82 vs. Miami (1/6)
---	--

YEARLY RESULTS: 2019-20

20-47 OVERALL (14-20 at home, 6-27 on the road)



SEASON STATS

	G	Min	FGM	FGA	Pct	FTM	FTA	Pct	Reb	Asst	PF	Stl	Blk	Pts	Avg
Young	60	2120	546	568	.437	481	559	.860	255	560	104	65	8	1778	29.6
Collins	41	1363	353	605	.583	120	150	.800	416	60	138	31	66	885	21.6
Parker	32	837	198	393	.504	53	72	.736	191	58	93	42	15	480	15.0
Capela (TOT)	39	1279	244	383	.629	55	104	.529	537	48	102	33	72	543	13.9
Hunter	63	2018	280	683	.410	110	144	.764	286	112	182	44	18	778	12.3
Huerter	56	1760	252	610	.413	53	64	.828	228	213	139	51	27	684	12.2
Teague (TOT)	59	1464	213	489	.436	172	197	.873	142	308	106	44	19	641	10.9
Teague (ATL)	25	519	68	165	.412	47	53	.887	54	100	36	19	6	193	7.7
Reddish	58	1551	213	554	.384	101	126	.802	216	87	132	62	28	610	10.5
Len	40	745	142	260	.546	51	81	.630	230	42	93	20	33	349	8.7
Goodwin	34	430	76	190	.400	28	30	.933	72	51	43	12	4	206	6.1
Dedmon (TOT)	44	774	102	255	.400	30	36	.833	249	22	133	25	41	256	5.8
Dedmon (ATL)	10	233	33	84	.393	7	8	.875	82	7	40	10	15	81	8.1
Bembry	43	915	104	228	.456	26	48	.542	152	81	84	55	19	249	5.8
Labissiere (TOT)	33	567	81	147	.551	25	33	.758	169	42	89	7	31	190	5.8
Jones	55	887	121	178	.680	62	84	.738	206	35	149	26	40	306	5.6
Crabbe	28	522	52	143	.364	9	12	.750	65	28	36	15	4	143	5.1
Carter	60	876	107	304	.352	23	29	.793	124	48	30	23	25	298	5.0
Graham (TOT)	55	929	87	242	.360	36	56	.643	150	45	102	24	6	243	4.4
Graham (ATL)	22	266	25	67	.373	9	19	.474	50	15	36	7	4	72	3.3
Fernando	56	713	103	199	.518	29	51	.569	198	49	107	18	17	240	4.3
Turner	19	251	25	67	.373	12	14	.857	38	38	20	9	8	62	3.3
Wallace	14	160	14	44	.318	11	17	.647	22	13	19	7	1	40	2.9
Parsons	5	54	5	18	.278	0	0	---	7	3	3	4	1	14	2.8
Brown	10	40	6	19	.316	5	5	1.000	4	2	3	2	2	20	2.0
Watson	2	17	0	7	.000	0	0	---	2	3	0	1	0	0	0.0

3-pt. field goals: Atlanta 805-2416 (.333) - Young 205-568 (.361), Huerter 127-334 (.380), Hunter 108-304 (.355), Reddish 83-250 (.332), Carter 61-202 (.302), Collins 59-147 (.401), Parker 31-115 (.270), Crabbe 30-93 (.323), Goodwin 26-87 (.299), Bembry 15-65 (.231), Len 14-56 (.250), Graham 13-37 (.351), Teague 10-30 (.333), Dedmon 8-36 (.222), Fernando 5-37 (.135), Parsons 4-14 (.286), Brown 3-9 (.333), Jones 2-9 (.222), Wallace 1-15 (.067), Turner 0-5 (.000), Watson 0-3 (.000), Opponents 797-2194 (.363).

RESULTS

(#, overtime; #2, double OT; #3, three OT; #4, four OT)

Date	Opponent	W/L	Atl.	Opp.	Record	1/18	DETROIT	L	103	136	10-33
10/24	at Detroit	W	117	100	1-0	1/20	TORONTO	L	117	122	10-34
10/26	ORLANDO	W	123	99	2-0	1/22	LA CLIPPERS	W	102	95	11-34
10/28	PHILADE										

YEARLY RESULTS: 2020-21

41-31 OVERALL (25-11 at home, 16-20 on the road)

SEASON STATS

	G	Min	FGM	FGA	Pct	FTM	FTA	Pct	Reb	Asst	PF	Stl	Blk	Pts	Avg
Young	63	2125	487	1112	.438	484	546	.886	245	564	111	53	12	1594	25.3
Collins	63	1848	429	771	.556	170	204	.833	467	78	193	34	63	1111	17.6
Bogdanovic	44	1305	267	565	.473	40	44	.909	160	147	99	49	13	720	16.4
Capela	63	1898	413	695	.594	130	227	.573	903	49	145	44	129	956	15.2
Hunter	23	678	120	248	.484	73	85	.859	110	44	59	19	12	344	15.0
Gallinari	51	1222	206	475	.434	161	174	.925	211	76	105	30	10	676	13.3
Huerter	69	2126	316	731	.432	50	64	.781	231	241	165	82	18	822	11.9
Williams (TOT)	66	1423	265	646	.410	150	173	.867	138	225	62	47	6	749	11.3
Williams (ATL)	24	505	84	216	.389	47	54	.870	50	81	20	8	2	239	10.0
Reddish	26	750	96	263	.365	67	82	.817	104	35	68	33	9	292	11.2
Snell	47	992	88	171	.515	11	11	1.000	112	59	75	13	11	249	5.3
Goodwin	47	620	84	223	.377	28	43	.651	69	95	41	17	0	228	4.9
Okongwu	50	601	96	149	.644	36	57	.632	163	18	100	23	33	228	4.6
Hill	71	1513	107	298	.359	35	46	.761	214	75	116	50	11	317	4.5
Rondo	27	402	44	110	.400	1	2	.500	55	95	25	19	2	106	3.9
Knight	33	279	37	100	.370	44	55	.800	72	8	22	9	10	124	3.8
Mays	33	269	44	98	.449	22	25	.880	35	30	15	14	2	124	3.8
Fernando	33	226	18	44	.409	15	22	.682	78	10	23	4	3	51	1.5
Dunn	4	45	1	12	.083	3	4	.750	6	2	10	2	2	5	1.3

3-pt. field goals: Atlanta 895-2402 (.373) - Bogdanovic 146-333 (.438), Huerter 140-386 (.363), Young 136-397 (.343), Gallinari 103-254 (.406), Collins 83-208 (.399), Hill 68-212 (.321), Snell 62-109 (.569), Reddish 33-126 (.262), Goodwin 32-103 (.311), Hunter 31-95 (.326), Williams 24-54 (.444), Rondo 17-45 (.378), Mays 14-40 (.350), Knight 6-33 (.182). Opponents 858-2460 (.349).

RESULTS

(#, overtime; #2, double OT; #3, three OT; #4, four OT)

Date	Opponent	W/L	Att.	Opp.	Record										
12/23	at Chicago	W	124	104	1-0	4/1	#2	at San Antonio	W	134	129	24-24			
12/26	at Memphis	W	122	112	2-0	4/2		at New Orleans	W	126	103	25-24			
12/28	DETROIT	W	128	120	3-0	4/4		GOLDEN STATE	W	117	111	26-24			
12/30	at Brooklyn	L	141	145	3-1	4/6		NEW ORLEANS	W	123	107	27-24			
						4/7		MEMPHIS	L	113	131	27-25			
1/1	at Brooklyn	W	114	96	4-1	4/9		CHICAGO	W	120	108	28-25			
1/2	CLEVELAND	L	91	96	4-2	4/11		at Charlotte	W	105	101	29-25			
1/4	NEW YORK	L	108	113	4-3	4/13		at Toronto	W	108	103	30-25			
1/6	CHARLOTTE	L	94	102	4-4	4/15		MILWAUKEE	L	109	120	30-26			
1/9	at Charlotte	L	105	113	4-5	4/18		INDIANA	W	129	117	31-26			
1/11	PHILADELPHIA	W	112	94	5-5	4/20		ORLANDO	W	112	96	32-26			
1/15	at Utah	L	92	116	5-6	4/21	#	at New York	L	127	137	32-27			
1/16	at Portland	L	106	112	5-7	4/23		MIAMI	W	118	103	33-27			
1/18	MINNESOTA	W	108	97	6-7	4/25		MILWAUKEE	W	111	104	34-27			
1/20	# DETROIT	W	123	115	7-7	4/26		at Detroit	L	86	100	34-28			
1/22	at Minnesota	W	116	98	8-7	4/28		at Philadelphia	L	83	127	34-29			
1/24	at Milwaukee	L	115	129	8-8	4/30		at Philadelphia	L	104	126	34-30			
1/26	LA CLIPPERS	W	108	99	9-8										
1/27	# BROOKLYN	L	128	132	9-9	5/1		CHICAGO	W	108	97	35-30			
1/29	at Washington	W	116	100	10-9	5/3		PORTLAND	W	123	114	36-30			
						5/5		PHOENIX	W	135	103	37-30			
2/1	LA LAKERS	L	99	107	10-10	5/6		at Indiana	L	126	133	37-31			
2/3	DALLAS	L	116	122	10-11	5/10		WASHINGTON	W	125	124	38-31			
2/4	UTAH	L	91	112	10-12	5/12		WASHINGTON	W	120	116	39-31			
2/6	TORONTO	W	132	121	11-12	5/13		ORLANDO	W	116	93	40-31			
2/10	at Dallas	L	117	118	11-13	5/16		HOUSTON	W	124	95	41-31			
2/12	SAN ANTONIO	L	114	125	11-14										
2/13	INDIANA	L	113	124	11-15										
2/15	at New York	L	112	123	11-16										
2/17	at Boston	W	122	114	12-16										
2/19	at Boston	L	109	121	12-17										
2/21	DENVER	W	123	115	13-17										
2/23	at Cleveland	L	111	112	13-18										
2/24	BOSTON	W	127	112	14-18										
2/26	at Oklahoma City	L	109	118	14-19										
2/28	at Miami	L	99	109	14-20										
3/2	at Miami	W	94	80	15-20										
3/3	at Orlando	W	115	112	16-20										
3/11	at Toronto	W	121	120	17-20										
3/13	SACRAMENTO	W	121	106	18-20										
3/14	CLEVELAND	W	100	82	19-20										
3/16	at Houston	W	119	107	20-20										
3/18	OKLAHOMA CITY	W	116	93	21-20										
3/20	at LA Lakers	W	99	94	22-20										
3/22	at LA Clippers	L	110	119	22-21										
3/24	at Sacramento	L	108	110	22-22										
3/26	at Golden State	W	124	108	23-22										
3/28	at Denver	L	102	126	23-23										
3/30	at Phoenix	L	110	117	23-24										

ATLANTA
Most points: 141 at Brooklyn (12/30)
Least points: 83 at Philadelphia (4/28)

OPPONENT
Most points: 145 at Brooklyn (12/30)
Least points: 80 at Miami (3/2)

MAJOR TRANSACTIONS: 1968 - 2021

September 1, 2021	Signed Clint Capela to a contract extension.
August 26, 2021	Signed Skylar Mays to two-way contract.
August 25, 2021	Named Nick Van Exel assistant coach.
August 9, 2021	Signed Gorgui Dieng.
August 6, 2021	Acquired Delon Wright from the Sacramento Kings as part of a three-team transaction.
August 6, 2021	Re-signed Lou Williams.
August 6, 2021	Re-signed John Collins.
August 6, 2021	Signed Trae Young to an extension.
August 5, 2021	Signed Solomon Hill.
August 5, 2021	Signed Jalen Johnson and Sharife Cooper ... Cooper's contract was a two-way contract.
July 29, 2021	Selected Jalen Johnson and Sharife Cooper in the 2021 NBA Draft.
July 8, 2021	Named Nate McMillan as head coach.
March 25, 2021	Acquired Lou Williams along with two second-round picks and cash considerations from the Los Angeles Clippers in exchange for Rajon Rondo.
March 1, 2021	Named Nate McMillan interim head coach.
March 1, 2021	Relieved Lloyd Pierce of head coaching duties.
December 21, 2020	Exercised fourth-year contract options on Kevin Huerter and Trae Young along with the third-year contract options on DeAndre Hunter and Cam Reddish.
November 28, 2020	Signed Kris Dunn.
November 25, 2020	Signed Solomon Hill.
November 25, 2020	Signed restricted free agent Bogdan Bogdanovic.
November 24, 2020	Acquired Danilo Gallinari, along with cash considerations, from Oklahoma City in exchange for a protected 2025 second-round pick.
November 24, 2020	Signed rookies Onyeka Okongwu, Skylar Mays (two-way) and Nathan Knight (two-way).
November 23, 2020	Signed Rajon Rondo.
November 20, 2020	Acquired Tony Snell and Khry Thomas from Detroit Pistons in exchange for Dewayne Dedmon ... Waived Khry Thomas.
November 18, 2020	Selected Onyeka Okongwu (6th overall) and Skylar Mays (50th overall) in the 2020 NBA Draft.
November 11, 2020	Named Nate McMillan Assistant Coach.
October 2, 2020	Named Landry Fields as Assistant General Manager.
February 12, 2020	Signed Brandon Goodwin to a multi-year contract.
February 6, 2020	Acquired Derrick Walton, Jr. and cash considerations from the Los Angeles Clippers in exchange for the Hawks' 2022 second-round draft pick (protected top 55). In a subsequent move, the Hawks requested waivers on Walton, Jr.
February 6, 2020	Acquired Dwayne Dedmon and two second-round picks from the Sacramento Kings in exchange for Alex Len and Jabari Parker.
February 6, 2020	Acquired Skal Labissiere and cash considerations from the Portland Trail Blazers in exchange for the Hawks' 2024 second-round pick (protected top 55).
February 6, 2020	Requested waivers on Nene.
February 5, 2020	Acquired Clint Capela and Nene from the Houston Rockets as part of a four-team trade involving 12 players ... As part of the exchange, Evan Turner was traded to Minnesota.
February 5, 2020	Requested waivers on Chandler Parsons.
January 16, 2020	Acquired Jeff Teague and Treveon Graham from the Minnesota Timberwolves in exchange for Allen Crabbe.
January 14, 2020	Released Paul Watson Jr.
January 6, 2020	Signed Paul Watson Jr. to 10-day contract.
December 14, 2019	Requested waivers on Tyrone Wallace.
October 23, 2019	Claimed Tyrone Wallace off waivers.
October 19, 2019	Requested waivers on Kenny Gabriel and Mark Ogden Jr.
October 19, 2019	Signed Mark Ogden Jr.
October 19, 2019	Picked up contract options on John Collins (fourth year), Kevin Huerter (third year) and Trae Young (third year).
October 18, 2019	Signed Kenny Gabriel.
October 18, 2019	Requested waivers on Armoni Brooks, Marcus Derrickson, Tahjere McCall and Jordan Sibert.
October 8, 2019	Requested waivers on Ray Spalding.
September 20, 2019	Re-signed Vince Carter.
August 27, 2019	Signed Armoni Brooks.
August 23, 2019	Signed Marcus Derrickson.
August 23, 2019	Signed Brandon Goodwin to a two-way contract.
July 31, 2019	Signed Ray Spalding.
July 13, 2019	Requested waivers on Jaylen Adams.
July 11, 2019	Signed Jabari Parker.
July 8, 2019	Acquired Damian Jones and a 2026 second-round draft pick from the Golden State Warriors in exchange for Omari Spellman.
July 7, 2019	Acquired Chandler Parsons from the Memphis Grizzlies in exchange for Solomon Hill and Miles Plumlee.
July 7, 2019	Signed DeAndre Hunter.
July 7, 2019	Signed Bruno Fernando.
July 7, 2019	Acquired Bruno Fernando, the 34th overall pick in the 2019 NBA Draft, from the Philadelphia 76ers, in exchange for the draft rights to Jordan Bone, the 57th overall pick of the 2019 NBA Draft, and two second-round draft picks.
July 7, 2019	Acquired the draft rights to DeAndre Hunter, the fourth overall pick in the 2019 NBA Draft, Solomon Hill, a conditional 2023 second-round pick and the draft rights to Jordan Bone, the 57th overall selection, from the New Orleans Pelicans in exchange for the draft rights to Jason Hayes, the eighth overall pick in the 2019 NBA Draft, Nickkeil Alexander-Walker, the 17th overall pick, Marcos Louzada Silva, the 35th overall selection and a conditional 2020 first-round pick.
July 6, 2019	Acquired Allen Crabbe, a conditional 2020 first-round pick and the draft rights to Nickkeil Alexander-Walker, the 17th overall pick in the 2019 NBA Draft, in exchange for

MAJOR TRANSACTIONS: 1968 - 2021, CONT.

February 8, 2019	Requested waivers on Shelvin Mack.
February 8, 2019	Requested waivers on Jabari Bird.
February 7, 2019	Acquired Jabari Bird and cash considerations from the Boston Celtics in exchange for a conditional 2020 second-round pick.
February 7, 2019	Acquired Shelvin Mack from the Memphis Grizzlies in exchange for Tyler Dorsey.
February 7, 2019	Requested waivers on Daniel Hamilton.
October 15, 2018	Exercised fourth-year options on DeAndre' Bembry and Taurean Prince; exercised third-year option on John Collins.
October 13, 2018	Requested waivers on C.J. Anderson, R.J. Hunter and Thomas Robinson.
October 9, 2018	Requested waivers on Isaac Humphries ... Signed C.J. Anderson.
October 8, 2018	Signed Isaac Humphries.
October 2, 2018	Requested waivers on Cole Aldrich.
September 18, 2018	Signed Cole Aldrich.
September 7, 2018	Signed R.J. Hunter.
August 30, 2018	Signed Thomas Robinson.
August 29, 2018	Hawks and State Farm announce 20-year collaboration, including the naming rights to the team's arena.
August 24, 2018	Signed Vince Carter.
August 20, 2018	Signed Daniel Hamilton and Alex Poythress ... Poythress' contract was a two-way contract.
August 3, 2018	Signed Alex Len.
July 30, 2018	Requested waivers on Carmelo Anthony.
July 25, 2018	Acquired Carmelo Anthony and a protected 2022 first-round draft pick, along with Justin Anderson from Philadelphia, in exchange for Mike Muscala, who was traded to the 76ers and Dennis Schröder, who was traded to Oklahoma City ... As part of the transaction, Timothe Luwawu-Cabarrot was traded from Philadelphia to Oklahoma City.
July 21, 2018	Requested waivers on Antonius Cleveland.
July 19, 2018	Requested waivers on Jaylen Morris.
July 19, 2018	Named Noel Gillespie as Head Coach of the Erie BayHawks of the NBA G League.
July 13, 2018	Acquired Jeremy Lin, along with a 2025 second-round pick and the right to swap second-round picks in 2023, from the Brooklyn Nets, in exchange for the rights to Isiaia Cordinier and a protected 2020 second-round pick.
July 1, 2018	Signed rookies Irae Young, Kevin Huertler and Oman Spellman.
July 1, 2018	Signed Jaylen Adams to a two-way contract.
June 21, 2018	Acquired Trae Young, the fifth overall pick, along with a 2019 first-round draft pick from the Dallas Mavericks in exchange for the draft rights to Luka Dončić, the third overall selection, while choosing Kevin Huertler (19th overall) and Omar Spellman (24th overall) in the 2018 NBA Draft.
June 8, 2018	Named Melvin Hunt, Chris Jent, Greg Foster, Marlon Garnett and Matt Hill as assistant coaches, and Nate Babcock named as Special Assistant to the Head Coach.
May 11, 2018	Reached agreement in principle with Lloyd Pierce to become team's new head coach.
May 11, 2018	Requested waivers on Tyler Cavanaugh.
April 25, 2018	Parted ways with Head Coach Mike Budenholzer.
April 2, 2018	Signed Damion Lee for the remainder of the season.
April 1, 2018	Signed Jeremy Evans to a 10-day contract.
March 23, 2018	Signed Damion Lee to a second 10-day contract.
March 21, 2018	Signed Jaylen Morris to a multi-year contract.
March 14, 2018	Signed Antonius Cleveland to a multi-year contract.
March 13, 2018	Signed Damion Lee to a 10-day contract.
March 11, 2018	Signed Jaylen Morris to a second 10-day contract.
March 4, 2018	Signed Antonius Cleveland to a second 10-day contract.
February 28, 2018	Signed Jaylen Morris to a 10-day contract.
February 26, 2018	Requested waivers on Ersan Ilyasova.
February 22, 2018	Signed Antonius Cleveland to a 10-day contract.
February 9, 2018	Requested waivers on Marco Belinelli.
February 8, 2018	Requested waivers on Okaro White and Sheldon Mac ... Acquired Okaro White from the Miami Heat in exchange for Luke Babbitt ... Acquired Sheldon Mac and cash considerations from the Washington Wizards in exchange for a protected 2019 second round draft pick.
January 15, 2018	Signed Andrew White III to a two-way contract.
December 18, 2017	Signed Tyler Cavanaugh to a multi-year contract.
December 8, 2017	Requested waivers on Nicolas Brussino.
November 5, 2017	Signed Tyler Cavanaugh to a two-way contract.
October 20, 2017	Named Michelle Lefkovich Vice President of Salary Cap Administration.
October 17, 2017	Signed free agent Isaiah Taylor.
October 14, 2017	Exercised the third-year (2018-19) options on the contracts of DeAndre' Bembry and Taurean Prince ... Requested waivers on Kay Felder and Richard Jefferson ... Acquired Kay Felder, Richard Jefferson, two future second-round draft picks and cash considerations from the Cleveland Cavaliers in exchange for the rights to Dimitrios Agravalis and Sergiy Gladyr.
October 13, 2017	Requested waivers on Tyler Cavanaugh, Quinn Cook and Jeremy Evans.
October 6, 2017	Requested waivers on John Jenkins and Jordan Mathews.
September 25, 2017	Signed free agent John Jenkins ... Waived DeAndre Liggins ... Acquired DeAndre Liggins and cash considerations from the Los Angeles Clippers in exchange for draft considerations.
September 21, 2017	Signed free agents Jeremy Evans and Jordan Mathews.
September 7, 2017	Named Rod Higgins College Scout, Brady Howe to Assistant Athletic Trainer, Adam Lojaccono Performance Therapist, Dan Martinez Director of Team Operations and Derek Pierce Pro Player Personnel Scout ... Promoted Daniel Bove to Sports Scientist/Assistant Strength & Conditioning Coach, Scottie Parker to Head Athletic Trainer, Zach Peterson to Video Coordinator, Patrick St. Andrews to Assistant Coach and Daniel Starkman to Manager of Basketball Information and Scouting Coordinator.
September 6, 2017	Signed free agents Quinn Cook, Josh Magette (two-way contract) and Tyler Cavanaugh.
August 9, 2017	Signed Luke Babbitt.
July 31, 2017	Requested waivers on Diamond Stone.
July 25, 2017	Re-signed Mike Muscala.
July 25, 2017	Named Josh Longstaff Head Coach of the Erie BayHawks of the NBA G League.
July 22, 2017	Claimed Nicolas Brussino off waivers.
July 21, 2017	Re-signed Ersan Ilyasova, and signed Dewayne Dedmon.
July 14, 2017	Signed rookie Tyler Dorsey.
July 7, 2017	Requested waivers on Jamal Crawford.
July 7, 2017	Named Chris Jent as an assistant coach.
July 6, 2017	Acquired a 2018 first-round pick, Diamond Stone, Jamal Crawford and cash considerations from the Los Angeles Clippers, as Atlanta sends a 2019 second-round pick to the Denver Nuggets ... As part of the three-team trade, the Clippers receive Denver forward Danilo Gallinari.
July 1, 2017	Signed rookie John Collins.
June 30, 2017	Requested waivers on Mike Dunleavy.
June 28, 2017	Traded Ryan Kelly to the Houston Rockets in exchange for draft considerations.
June 22, 2017	Selected John Collins (19th overall), Tyler Dorsey (41st overall) and Alpha Kaba (60th overall) in the 2017 NBA Draft.
June 20, 2017	Acquired Marco Belinelli, Miles Plumlee and the 41st overall pick in the 2017 NBA Draft from the Charlotte Hornets in exchange for Dwight Howard and the 31st overall pick in the 2017 NBA Draft.
May 25, 2017	Named Travis Schlenk as General Manager/Head of Basketball Operations.

MAJOR TRANSACTIONS: 1968 - 2021, CONT.

May 5, 2017	Announced basketball operations reorganization; Mike Budenholzer continues as head coach while resigning as President of Basketball Operations, while Wes Wilcox is named as a special advisor to ownership.
April 11, 2017	Named Malik Rose as General Manager of the Erie BayHawks of the NBA Development League.
March 4, 2017	Claimed Jose Calderon off waivers.
February 26, 2017	Requested waivers on Lamar Patterson.
February 24, 2017	Signed Ryan Kelly and Lamar Patterson to multi-year contracts.
February 23, 2017	Acquired a future protected second-round draft pick and cash considerations from the Phoenix Suns in exchange for Mike Scott.
February 22, 2017	Acquired Ersan Ilyasova from the Philadelphia 76ers in exchange for Tiago Splitter, Miami's protected 2017 second-round draft pick and the right to swap the lesser of Philadelphia's 2017 second-round picks with Atlanta's own 2017 second-round pick.
February 8, 2017	Signed Lamar Patterson to a second 10-day contract.
January 29, 2017	Signed Lamar Patterson to a 10-day contract.
January 18, 2017	Signed Gary Neal to a 10-day contract.
January 18, 2017	Acquired the draft rights to Cenk Akyol and a traded player exception from Denver in exchange for Mo Williams.
January 7, 2017	Acquired a future first-round draft pick along with Mike Dunleavy and Mo Williams from the Cleveland Cavaliers in exchange for Kyle Korver.
January 6, 2017	Requested waivers on Ryan Kelly.
October 31, 2016	Signed Ryan Kelly.
October 31, 2016	Requested waivers on Edy Tavares.
October 26, 2016	Signed Dennis Schröder to a multi-year contract extension.
October 22, 2016	Requested waivers on Josh Magette.
October 21, 2016	Requested waivers on Will Bynum.
October 20, 2016	Requested waivers on Jarrett Jack.
October 19, 2016	Requested waivers on Ryan Kelly.
October 17, 2016	Requested waivers on Matt Costello.
October 3, 2016	Signed Josh Magette.
October 1, 2016	Requested waivers on Richard Solomon.
September 20, 2016	Signed Will Bynum, Ryan Kelly and Richard Solomon.
July 26, 2016	Signed Matt Costello.
July 15, 2016	Re-signed Kris Humphries; Signed Jarrett Jack and Malcolm Delaney.
July 15, 2016	Signed rookies Taurean Prince and DeAndre Bembry.
July 12, 2016	Requested waivers on Lamar Patterson.
July 12, 2016	Signed free agent Dwight Howard.
July 7, 2016	Acquired rights to Taurean Prince from the Utah Jazz as part of a three-team trade, with Jeff Teague going to the Indiana Pacers.
July 7, 2016	Re-signed Kent Bazemore.
June 29, 2016	Picked up contract option on Mike Muscala for 2016-17 season.
June 24, 2016	Selected DeAndre' Bembry (21st overall) and Isiaia Cordinier (44th overall) in the 2016 NBA Draft ... Atlanta also selected Kay Felder (54th overall) and sent his draft rights to the Cleveland Cavaliers in exchange for cash considerations.
June 2, 2016	Promoted Jeff Peterson to Assistant General Manager.
March 1, 2016	Signed free agent Kris Humphries.
February 18, 2016	Acquired Kirk Hinrich from Chicago as part of a three-team transaction with Shelvin Mack being traded to Utah and Justin Holiday and the Jazz's 2016 second-round draft pick (Denver's selection) traded to Chicago.
October 27, 2015	Exercised fourth-year contract options on Tim Hardaway Jr. and Dennis Schröder.
October 24, 2015	Waived Earl Barron and DeQuan Jones.
October 22, 2015	Waived Terran Petteway.
October 10, 2015	Waived Arsalan Kazemi and Edgar Sosa.
September 29, 2015	Signed Arsalan Kazemi.
September 25, 2015	Signed Earl Barron, DeQuan Jones and Edgar Sosa, and waived Jason Richardson.
September 18, 2015	Named Michael Blackstone as Assistant General Manager, John Treloar Director of Player Personnel, Malik Rose as Manager of Basketball Operations, Dotun Akinwale as Manager of Scouting, Matt Elijah as Manager of Basketball Administration, Daniel Starkman as Coordinator of Basketball Operations and David Painter as Director of Basketball Facilities ... Promoted Jeff Peterson to Director of Scouting and Naya-Joi Martin to Manager of Player Programs.
August 28, 2015	Named Keke Lyles Executive Director of Player Performance, Art Horne Head Athletic Trainer, Mike Roncarati Director of Rehabilitation and Chris Chase Athletic Performance Coach.
August 18, 2015	Signed Jason Richardson.
July 24, 2015	Signed Lamar Patterson and Terran Petteway.
July 9, 2015	Signed Justin Holiday.
July 9, 2015	Signed Walter "Edy" Tavares.
July 9, 2015	Re-signed Paul Millsap.
July 9, 2015	Acquired Tiago Splitter from the San Antonio Spurs in exchange for the draft rights to Georgios Printezis and a future second-round pick.
July 9, 2015	Requested waivers on Austin Daye.
June 30, 2015	Announced the promotions of Head Coach Mike Budenholzer to President of Basketball Operations and Wes Wilcox to General Manager.
June 25, 2015	Acquired Tim Hardaway Jr. from the New York Knicks, and selected Marcus Eriksson and Dimitrios Agravalis in the 2015 NBA Draft.
June 24, 2015	NBA Board of Governors approves sale of the Hawks to an ownership group led by Tony Ressler.
April 4, 2015	Signed Austin Daye to a multi-year contract.
March 25, 2015	Signed Austin Daye to a second 10-day contract.
March 15, 2015	Signed Austin Daye to a 10-day contract.
March 5, 2015	Signed Jarell Eddie to a 10-day contract.
February 10, 2015	Traded Drearian Payne to Minnesota in exchange for a future first round draft pick.
October 21, 2014	Waived Jarell Eddie and Dexter Pittman.
September 29, 2014	Signed Jarell Eddie and Dexter Pittman.
September 23, 2014	Re-signed Elton Brand and signed Kent Bazemore.
August 26, 2014	Re-signed Mike Scott.
August 22, 2014	Re-signed Shelvin Mack.
August 20, 2014	Named Charles Lee and Ben Sullivan as assistant coaches.
August 4, 2014	Named Neven Spahija assistant coach.
July 25, 2014	Signed 2014 first-round pick Drearian Payne.
July 15, 2014	Acquired Thabo Sefolosha in a sign-and-trade transaction from the Oklahoma City Thunder, along with the draft rights to Giorgos Printezis in exchange for the draft rights to Sofoklis Schortsanitis.
July 11, 2014	Requested waivers on John Salmons.
June 30, 2014	Acquired a 2015 second-round pick and John Salmons from Toronto in exchange for Lou Williams and the draft rights to Lucas Nogueira.
June 27, 2014	Selected Drearian Payne (15th overall) and Walter Tavares (43rd overall) in the 2014 NBA Draft, later acquiring the draft rights to Lamar Patterson (48th overall) from Milwaukee in exchange for a future second-round pick.
April 13, 2014	Steve Koonin named CEO of Atlanta Hawks and Philips Arena.
February 27, 2014	Released Dexter Pittman and signed Mike Muscala.

MAJOR TRANSACTIONS: 1968 - 2021, CONT.

February 22, 2014 Requested waivers on Jared Cunningham and signed Dexter Pittman to a 10-day contract.
 February 21, 2014 Signed Cartier Martin for the remainder of the season and requested waivers on Antawn Jamison.
 February 20, 2014 Acquired Antawn Jamison from the Los Angeles Clippers in exchange for the draft rights to Cenk Akyol.
 February 11, 2014 Signed Cartier Martin to a second 10-day contract.
 February 1, 2014 Signed Cartier Martin to a 10-day contract.
 January 22, 2014 Signed James Nunnally to a second 10-day contract.
 January 11, 2014 Signed James Nunnally to a 10-day contract.
 January 7, 2014 Waived Cartier Martin.
 October 31, 2013 Exercised the 2014-15 contract option on John Jenkins.
 October 26, 2013 Waived Eric Dawson.
 October 25, 2013 Waived Royal Ivey.
 October 21, 2013 Waived James Johnson.
 October 15, 2013 Signed free agent Cartier Martin.
 October 14, 2013 Waived David Lighty, Adonis Thomas and Damien Wilkins.
 September 30, 2013 Signed Eric Dawson, Royal Ivey, James Johnson, David Lighty, Adonis Thomas and Damien Wilkins.
 August 3, 2013 Signed DeMarre Carroll.
 August 2, 2013 Named Jim Thomas assistant coach.
 July 29, 2013 Awarded Gustavo Ayon off waivers.
 July 25, 2013 Signed Pero Antic.
 July 15, 2013 Signed Etan Brandt.
 July 13, 2013 Matched the Milwaukee Bucks' offer sheet for restricted free agent Jeff Teague.
 July 12, 2013 Signed Kyle Korver to new contract.
 July 11, 2013 Named Taylor Jenkins assistant coach.
 July 11, 2013 Signed Dennis Schröder.
 July 10, 2013 Signed Paul Millsap.
 June 27, 2013 Selected Dennis Schröder with the 17th pick of the 2013 NBA Draft, also acquiring the rights to Lucas Nogueira (the 16th pick), Mike Muscala (the 44th pick) and Jared Cunningham from Dallas in exchange for the rights to Shane Larkin (the 18th pick) ... Also acquired a 2015 second-round pick from the Utah Jazz in exchange for Raul Neto, and a conditional 2017 second-round pick from the Miami Heat in exchange for James Ennis.
 June 15, 2013 Named Darwin Ham assistant coach.
 June 10, 2013 Named Quinn Snyder assistant coach.
 May 28, 2013 Named Mike Budenholzer head coach.
 March 26, 2013 Signed Shelvin Mack for the remainder of the season.
 March 16, 2013 Signed Shelvin Mack to a second 10-day contract.
 March 6, 2013 Waived Jeremy Tyler ... Signed Shelvin Mack to a 10-day contract.
 February 21, 2013 Acquired Dahntay Jones from Dallas in exchange for Anthony Morrow ... Acquired Jeremy Tyler and cash considerations from Golden State in exchange for future draft considerations.
 February 2, 2013 Signed Jannero Pargo to a second 10-day contract.
 January 21, 2013 Signed Jannero Pargo to a 10-day contract.
 October 27, 2012 Waived James Anderson and Damien James.
 October 17, 2012 Waived Cardell Johnson.
 October 11, 2012 Waived Keith Benson and Isma'il Muhammad.
 October 10, 2012 Signed free agent Isma'il Muhammad.
 September 27, 2012 Signed free agents James Anderson, Keith Benson, Damien James, Cardell Johnson and Anthony Tolliver.
 September 18, 2012 Re-signed restricted free agent Ivan Johnson.
 September 17, 2012 Requested waivers on Jordan Williams.
 September 6, 2012 Signed second-round draft pick Mike Scott.
 August 28, 2012 Named Kenny Atkinson Assistant Coach/Player Development, Bob Weiss Assistant Coach/Consultant, Rick Sund Senior Advisor, Basketball Operations and Jeff Watkinson Strength and Conditioning Coach.
 July 30, 2012 Completed a sign-and-trade transaction that sent Willie Green to the LA Clippers in exchange for the rights to Sofoklis Schortsanitis.
 July 16, 2012 Acquired Kyle Korver from the Chicago Bulls in exchange for cash considerations.
 July 16, 2012 Requested waivers on Jordan Farmar.
 July 12, 2012 Signed free agent Lou Williams.
 July 11, 2012 Acquired Anthony Morrow, Jordan Farmar, DeShawn Stevenson, Johan Petro, Jordan Williams, a first-round pick, a second-round pick and draft considerations from the Brooklyn Nets in exchange for Joe Johnson.
 July 10, 2012 Acquired Devin Harris from the Utah Jazz in exchange for Marvin Williams.
 July 10, 2012 Signed John Jenkins.
 July 3, 2012 Named Wes Wilcox Assistant General Manager.
 June 28, 2012 Selected John Jenkins (23rd overall) and Mike Scott (43rd overall) in 2012 NBA Draft.
 June 25, 2012 Danny Ferry named President of Basketball Operations and General Manager.
 May 18, 2012 Hawks pick up contract option for head coach Larry Drew.
 April 27, 2012 Ivan Johnson named Eastern Conference Rookie of the Month.
 March 26, 2012 Joe Johnson named Eastern Conference Player of the Week.
 March 15, 2012 Hawks trade a 2012 second-round pick to the Golden State Warriors in exchange for cash considerations.
 March 1, 2012 Signed Erick Dampier for the remainder of the season.
 February 19, 2012 Signed Erick Dampier to a second 10-day contract.
 February 9, 2012 Signed Erick Dampier to a 10-day contract.
 January 26, 2012 Requested waivers on Donald Sloan.
 December 23, 2011 Requested waivers on Keith Benson, Magnum Rolle, Pape Sy and Brad Wanamaker.
 December 22, 2011 Signed Willie Green.
 December 20, 2011 Signed Jannero Pargo.
 December 17, 2011 Requested waivers on Charles Garcia and Zach Graham.
 December 12, 2011 Signed Brad Wanamaker.
 December 9, 2011 Signed second-round pick Keith Benson ... Signed free agents Tracy McGrady, Vladimir Radmanovic, Jerry Stackhouse, Charles Garcia, Zach Graham, Ivan Johnson and Donald Sloan ... Re-signed Jason Collins.
 June 23, 2011 Selected Keith Benson with the 48th overall pick (2nd round) of the 2011 NBA Draft.
 April 11, 2011 Signed free agent Magnum Rolle.
 February 23, 2011 Acquired Kirk Hinrich and Hilton Armstrong from Washington in exchange for Mike Bibby, Maurice Evans, Jordan Crawford and a draft pick.
 January 28, 2011 Signed Damien Wilkins for the remainder of the season.
 January 18, 2011 Signed Damien Wilkins to a second 10-day contract.
 January 8, 2011 Signed Damien Wilkins to a 10-day contract.
 January 5, 2011 Requested waivers on Damien Wilkins.
 December 3, 2010 Signed Damien Wilkins.
 November 1, 2010 Agreed to a multi-year contract extension with Al Horford.
 October 20, 2010 Released Evan Brock, Richard Delk and Ricardo Marsh.
 September 24, 2010 Signed Evan Brock, Richard Delk and Ricardo Marsh.
 September 15, 2010 Signed Pape Sy.
 September 8, 2010 Named Nick Van Exel as Player Development Instructor.
 September 2, 2010 Signed Etan Thomas.

MAJOR TRANSACTIONS: 1968 - 2021, CONT.

July 29, 2010 Re-signed Jason Collins.
 July 28, 2010 Named Kenny Gattison an assistant coach.
 July 26, 2010 Josh Powell signed to a contract.
 July 14, 2010 Acquired second-round pick from Phoenix, in exchange for Josh Childress.
 July 9, 2010 Signed rookie guard Jordan Crawford.
 July 8, 2010 Re-signed unrestricted free agent Joe Johnson.
 July 6, 2010 Named Lester Conner, Bob Bender and Tyrone Hill assistant coaches, and Greg Ballard as scout.
 June 24, 2010 Acquired Jordan Crawford, along with rights to Tibor Pleiss, in a draft right trade from New Jersey, in exchange for the rights to Damon James ... Pleiss' rights are traded to the Oklahoma City Thunder in exchange for cash considerations.
 June 18, 2010 Phillips Arena President Bob Williams named President of the Hawks.
 June 13, 2010 Larry Drew named head coach.
 February 1, 2010 Signed Mario West for the remainder of the season.
 January 22, 2010 Signed Mario West to a second 10-day contract.
 January 12, 2010 Signed Mario West to a 10-day contract.
 January 5, 2010 Waived Othello Hunter.
 October 21, 2009 Waived Garret Siler, Courtney Sims and Mario West.
 October 20, 2009 Waived Juan Dixon and Mike Wilks.
 October 13, 2009 Waived Aaron Miles and Frank Robinson.
 September 25, 2009 Signed Juan Dixon, Othello Hunter, Aaron Miles, Frank Robinson, Garret Siler, Courtney Sims, Mario West and Mike Wilks.
 September 2, 2009 Signed Jason Collins.
 August 25, 2009 Signed Joe Smith.
 August 7, 2009 Re-signed Marvin Williams.
 July 20, 2009 Signed Jeff Teague.
 July 14, 2009 Acquired a second-round draft pick, cash and future considerations from Houston in exchange for David Andersen.
 July 13, 2009 Signed Mike Bibby and Zaza Pachulia to new contracts.
 June 25, 2009 Acquired Jamal Crawford from Golden State in exchange for Acie Law IV and Speedy Claxton.
 June 25, 2009 Selected Jeff Teague (19th overall) and Sergiy Gladyshev (49th) in the 2009 NBA Draft.
 October 14, 2008 Requested waivers on Marcus Hubbard and Frank Robinson.
 October 4, 2008 Waived Oluvide Oyedele.
 September 29, 2008 Signed free agent Oluvide Oyedele.
 September 26, 2008 Signed free agents Marcus Hubbard, Frank Robinson and Mario West.
 September 25, 2008 Exercised the contract options for 2009-10 season on Al Horford and Acie Law IV.
 September 24, 2008 Named Mark Price Shooting Consultant and Duane Ferrell as Player Relations and Programs Manager.
 August 13, 2008 Atlanta matches the Memphis Grizzlies offer sheet on Josh Smith, signing him to a new contract.
 August 12, 2008 Hawks sign free agent Ronald "Flip" Murray.
 August 11, 2008 Atlanta signs free agents Thomas Gardner and Othello Hunter.
 July 30, 2008 Hawks sign free agent Randolph Morris.
 July 29, 2008 Atlanta signs free agent Maurice Evans.
 July 16, 2008 Hawks name Jim Todd and Tyrone Hill assistant coaches.
 June 24, 2008 Atlanta signs assistant coaches Larry Drew and Bob Bender to new contracts, and announces the addition of David Pendergraft (Assistant GM/Director of Player Personnel) and Steve Rosenberry (Director of Pro Personnel/College Scouting) to the Basketball operations department.
 June 13, 2008 Hawks sign head coach Mike Woodson to a new contract.
 May 28, 2008 Atlanta names Rick Sund as General Manager.
 March 9, 2008 Hawks sign Jeremy Richardson for the remainder of the season.
 February 28, 2008 Atlanta signs Jeremy Richardson to a second 10-day contract.
 February 18, 2008 Hawks sign Jeremy Richardson to a 10-day contract.
 February 16, 2008 Atlanta acquires Mike Bibby from Sacramento in exchange for Anthony Johnson, Tyrone Lue, Shelden Williams, Lorenzen Wright and a 2008 second round draft pick.
 October 25, 2007 Hawks waive Antywane Robinson, Steven Smith and Jamaal Tatum.
 October 1, 2007 Atlanta signs free agents Antywane Robinson, Steven Smith, Jamaal Tatum and Mario West.
 August 22, 2007 Hawks name Alton Lister as an assistant coach.
 August 21, 2007 Atlanta exercised contract options on Marvin Williams and Shelden Williams for 2008-09 season.
 July 9, 2007 Hawks sign first-round picks Al Horford and Acie Law IV.
 June 28, 2007 Atlanta selects Al Horford (third overall) and Acie Law IV (11th overall) in the 2007 NBA Draft.
 April 19, 2007 Shelden Williams named NBA Eastern Conference Rookie of the Month.
 February 22, 2007 Hawks acquire Anthony Johnson from Dallas in exchange for a 2007 2nd-round pick.
 February 6, 2007 Atlanta signs Jeremy Richardson to a second 10-day contract.
 January 27, 2007 Hawks sign Jeremy Richardson to a 10-day contract.
 January 16, 2007 Atlanta signs Dijon Thompson to a second 10-day contract.
 January 6, 2007 Hawks sign Dijon Thompson to a 10-day contract.
 January 3, 2007 Atlanta waives Cedric Bozeman.
 December 28, 2006 Hawks sign Slava Medvedenko.
 December 23, 2006 Atlanta waives Matt Freije.
 October 26, 2006 Hawks waive Andre Brown and Andreas Glyniadakis.
 October 23, 2006 Atlanta waives Lionel Chalmers and Kanell Dickens.
 October 3, 2006 Promoted Gary Fitzsimmons to VP/Asst. GM, Scott Wilkinson to Asst. GM and Mike McNeive to Director of Basketball Ops.
 September 29, 2006 Signed Cedric Bozeman, Andre Brown, Lionel Chalmers, Kanell Dickens, Matt Freije and Andreas Glyniadakis.
 August 30, 2006 Hawks sign Lorenzen Wright to a contract.
 August 28, 2006 Atlanta exercises the 2007-08 contract options for Josh Smith, Josh Childress and Marvin Williams.
 August 22, 2006 Hawks acquire a 2007 first-round pick from the Indiana Pacers, in exchange for Al Harrington and John Edwards.
 July 12, 2006 Atlanta signs guard Speedy Claxton to a contract.
 July 12, 2006 Atlanta signs second-round draft pick Solomon Jones to a contract.
 July 10, 2006 Hawks sign first-round draft pick Shelden Williams to a contract.
 June 30, 2006 Hawks exercised contract option on Royal Ivey for 2005-06 campaign, and decline Donta Smith's option.
 June 29, 2006 Atlanta selects Shelden Williams (1st round, 5th overall) and Solomon Jones (2nd round, 33rd overall) in the 2006 NBA Draft.
 April 16, 2006 Hawks sign Anthony Grundy for the remainder of the season.
 April 6, 2006 Atlanta signs Anthony Grundy to a second 10-day contract.
 March 27, 2006 Hawks sign Anthony Grundy to a 10-day contract.
 March 12, 2006 Atlanta signs James Lang to a second 10-day contract.
 March 6, 2006 Hawks recall Donta Smith from Arkansas of the NBA Development League.
 March 2, 2006 Atlanta signs James Lang to a 10-day contract.
 February 24, 2006 Hawks waive Tony Delk.
 January 5, 2006 Atlanta waives John Thomas.
 December 2, 2005 Hawks assign Donta Smith to the Arkansas RimRockers of the NBA Development League.

MAJOR TRANSACTIONS: 1968 - 2021, CONT.

November 25, 2005..... Atlanta claims John Thomas off waivers.
 October 27, 2005..... Hawks waive Anthony Grundy and Ajani Williams.
 October 13, 2005..... Atlanta waives Roderick Riley, Mark Strickland and Anthony Wilkins.
 October 4, 2005..... Hawks sign free agents Anthony Grundy, Roderick Riley, Mark Strickland, Anthony Wilkins and Ajani Williams.
 September 12, 2005..... Atlanta signs free agent Esteban Batista.
 August 30, 2005..... Hawks announce signing of Tyrone Lue, Salim Stoudamire and John Edwards.
 August 19, 2005..... Atlanta obtains Joe Johnson from the Phoenix Suns in exchange for Boris Diaw and two conditional first-round picks.
 August 11, 2005..... Hawks sign free agent Zaza Pachulia.
 August 3, 2005..... Atlanta signs Milwaukee's restricted free agent Zaza Pachulia to an offer sheet.
 July 12, 2005..... Hawks sign Marvin Williams to a contract.
 July 5, 2005..... Atlanta releases Obinna Ekezie and James Thomas.
 July 1, 2005..... Hawks decline to pick up the contract option on Peja Stojanovic, making him an unrestricted free agent.
 June 28, 2005..... Atlanta selects Marvin Williams (No. 2), Salim Stoudamire (No. 31) and Cenk Akyol (No. 59) in the 2005 NBA Draft.
 April 16, 2005..... Hawks place James Thomas (back spasms) on the injured list, and activate Kevin Willis.
 April 9, 2005..... Atlanta places Obinna Ekezie (strained left shoulder) on the IL, and signs James Thomas for the remainder of the season.
 April 7, 2005..... Hawks place Al Harrington (right knee tendinitis) on the IL, and activate Michael Stewart.
 March 14, 2005..... Hawks place Michael Stewart (low back spasms) on the IL, and activate Tony Delk.
 March 8, 2005..... Atlanta places Kevin Willis (lower back strain) on the IL, and activates Donta Smith.
 March 5, 2005..... Hawks activate Kevin Willis from the IL.
 March 1, 2005..... Atlanta waives Gary Payton.
 February 24, 2005..... Atlanta acquires a 2005 or future first-round pick, Gary Payton, Tom Gugliotta and Michael Stewart from the Boston Celtics in exchange for Antoine Walker ... Atlanta waives Kenny Anderson and Chris Crawford ... Atlanta places Tony Delk (left hand contusion) and Donta Smith (left knee tendinitis) on the injured list.
 February 22, 2005..... Hawks place Kevin Willis (lower back strain) on the IL, and activate Al Harrington.
 February 12, 2005..... Hawks place Kenny Anderson (left hamstring strain) on the IL, and activate Josh Smith.
 February 7, 2005..... Hawks place Al Harrington (right knee tendinitis) on the IL, and activate Kenny Anderson.
 February 2, 2005..... Atlanta places Josh Smith (sprained right ankle) on the IL, and activates Donta Smith.
 January 21, 2005..... Hawks sign Obinna Ekezie for the remainder of the season.
 January 19, 2005..... Atlanta places Kenny Anderson (left calf strain) on the IL, and activates Royal Ivey.
 January 24, 2005..... Hawks place Donta Smith (left knee tendinitis) on the IL, and activate Kevin Willis.
 January 20, 2005..... Hawks sign Obinna Ekezie to a second 10-day contract.
 January 19, 2005..... Hawks place Royal Ivey (right knee tendinitis) on the IL, and activate Tony Delk.
 January 10, 2005..... Atlanta places Kevin Willis (strained lower back) on the IL, and signs Obinna Ekezie to a 10-day contract.
 January 6, 2005..... Atlanta places Tony Delk (left hand contusion/sprain) on the IL, and activates Donta Smith.
 December 23, 2004..... Atlanta acquires Tyrone Lue from the Houston Rockets in exchange for Jon Barry.
 December 14, 2004..... Atlanta waives Jelani McCoy, and activates Royal Ivey from the IL.
 November 30, 2004..... Hawks place Donta Smith (lower back strain) on the IL, and activate Kevin Willis.
 November 26, 2004..... Hawks place Royal Ivey (sprained right medial collateral ligament) on the IL, and activate Donta Smith.
 November 19, 2004..... Atlanta places Kevin Willis (strained right shoulder) on the IL, and activates Tony Delk.
 November 9, 2004..... Hawks waive Anthony Miller and sign Jelani McCoy.
 November 1, 2004..... Hawks place Chris Crawford (torn ACL, right knee), Tony Delk (sore right knee) and Donta Smith (lower back strain) on the IL.
 October 28, 2004..... Hawks waive Lonny Baxter and Donnell Harvey.
 October 22, 2004..... Atlanta signs Donnell Harvey, and waives Reggie Butler, Jeff Myers and Saddy Washington.
 October 6, 2004..... Atlanta extends the contract of Executive VP and General Manager Billy Knight.
 October 5, 2004..... Hawks sign Anthony Miller.
 October 4, 2004..... Atlanta signs Saddy Washington, Reggie Butler, Jeff Myers and Lonny Baxter.
 September 22, 2004..... Atlanta signs Kevin Willis.
 September 16, 2004..... Hawks sign Kenny Anderson and Jon Barry.
 August 24, 2004..... Hawks name Larry Drew, Herb Brown, Bob Bender, Greg Ballard and David Fizdale assistant coaches.
 August 16, 2004..... Hawks acquire Predrag Drobnjak from Charlotte for a 2005 second-round pick.
 August 4, 2004..... Atlanta acquires Antoine Walker and Tony Delk from Dallas in exchange for Jason Terry, Alan Henderson and a future first-round pick.
 July 15, 2004..... Hawks acquire Al Harrington from the Indiana Pacers in exchange for Stephen Jackson (sign-and-trade).
 July 12, 2004..... Atlanta signs first-round picks Josh Childress and Josh Smith.
 July 8, 2004..... Hawks name Mike Woodson as head coach.
 June 24, 2004..... Hawks select Josh Childress (No. 6), Josh Smith (No. 17), Donta Smith (No. 34), Royal Ivey (No. 37) and Viktor Sanikidze (No. 42) in the 2004 NBA Draft ... Hawks trade Sanikidze to the San Antonio Spurs for a 2005 second-round pick, and cash considerations.
 May 7, 2004..... Hawks dismiss Terry Stotts from head coaching position.
 March 31, 2004..... The Hawks and Philips Arena operating rights are sold to a group of businessmen led by Bruce Levenson and Michael Gearon. Additionally, Bernie Mullin is named President and Chief Executive Officer, Bill Duffy is named Executive Vice President and Chief Financial Officer and Ailey Penningroth is named Vice President of Strategic Planning/Support Assistant to the President & CEO. Additionally, Dominique Wilkins is named Vice President/Basketball.
 March 28, 2004..... Atlanta signs Jason Collier for the remainder of the season.
 March 18, 2004..... Hawks sign Michael Bradley for the remainder of the season, and sign Jason Collier to a second 10-day contract.
 March 15, 2004..... Atlanta waives forward Chris Mills, places center Joel Przybilla on the Injured list, and signs center Mamadou N'diaye for the rest of the season.
 March 12, 2004..... Hawks announce that a group of businessmen led by Bruce Levenson and Michael Gearon have received NBA approval for transfer of the Hawks' operations.
 March 9, 2004..... Atlanta signs forward Josh Davis to a 10-day contract.
 March 8, 2004..... Hawks sign forward Jason Collier to a 10-day contract.
 March 1, 2004..... Atlanta places forward Chris Mills on the injured list, and activates guard/forward Travis Hansen.
 February 26, 2004..... Hawks sign center Mamadou N'diaye to a second 10-day contract.
 February 25, 2004..... Atlanta signs forward/center Hiram Fuller to a 10-day contract.
 February 19, 2004..... Hawks request waivers on guard Dion Glover.
 February 19, 2004..... Atlanta obtains a first-round pick (owed to Detroit from Milwaukee), guard Bob Sura and center Zeliko Rebraca from the Detroit Pistons, as well as forward Chris Mills from the Boston Celtics, with forward Rasheed Wallace going to the Pistons in exchange. As part of the three-team deal, Chucky Atkins, Lindsey Hunter, a first-round pick and cash compensation go from Detroit to Boston in exchange for Mike James.
 February 19, 2004..... Hawks request waivers on Terrell Brandon, and place Travis Hansen and Alan Henderson on the injured list.
 February 18, 2004..... Hawks request waivers on Michael Doleac, and sign center Mamadou N'diaye to a 10-day contract.
 February 15, 2004..... Atlanta acquires Michael Doleac (from the Knicks) and Joel Przybilla (from the Bucks), along with a 2005 second-round draft choice (from the Knicks), in exchange for Nazr Mohammed (to the Knicks) ... In addition, Keith Van Horn goes from New York to Milwaukee, while Tim Thomas goes from the Bucks to the Knicks.
 February 9, 2004..... Hawks obtain Rasheed Wallace and Wesley Person from Portland in exchange for Shareef Abdur-Rahim, Theo Ratliff and Dan Dickau.
 December 29, 2003..... Atlanta requests waivers on forward Lee Nailon, and activates forward Alan Henderson from the injured list.

MAJOR TRANSACTIONS: 1968 - 2021, CONT.

November 17, 2003..... Hawks, Braves and Thrashers president Stan Kasten announces his resignation.
 November 8, 2003..... Hawks place Alan Henderson on the injured list, and activate Dan Dickau.
 October 27, 2003..... Hawks place guards Terrell Brandon and Dan Dickau and forward/center Obinna Ekezie on the injured list.
 October 27, 2003..... Atlanta requests waivers on Randy Holcomb.
 October 23, 2003..... Hawks requests waivers on Jerry Holman and "Smush" Parker.
 October 17, 2003..... Hawks request waivers on guard Pierre Brown.
 October 3, 2003..... Atlanta signs free agent forward Stephen Jackson.
 September 29, 2003..... Hawks head coach Terry Stotts names Larry Smith, Jim Boylan, Armond Hill and Mike McNeive as his assistant coaches.
 September 26, 2003..... Hawks sign guard Dion Glover to a contract.
 September 25, 2003..... Atlanta announces the re-signing of guard Jason Terry to a contract.
 September 16, 2003..... Hawks announce that Turner Broadcasting System, Inc. (TBS, Inc.) and a group of businessmen led by Bruce Levenson and Michael Gearon have signed a binding agreement for transfer of ownership of the Hawks.
 September 11, 2003..... Hawks receive notification that guard Jason Terry has signed an offer sheet with the Utah Jazz.
 September 4, 2003..... Atlanta signs free agent guard Jacque Vaughn.
 August 11, 2003..... Hawks name Billy Knight as General Manager and Terry Stotts as Head Coach.
 August 6, 2003..... Atlanta selects coach Alex English accepts an assistant coaching position with the Philadelphia 76ers.
 July 23, 2003..... Atlanta acquires the contract and services of guard Terrell Brandon from the Timberwolves, and Randy Holcomb from the Philadelphia 76ers, along with a 2007 first-round pick, in exchange for sending forward Glenn Robinson and a 2006 second-round pick to the sixers, as part of a four-team deal which includes New York and Minnesota.
 July 10, 2003..... Hawks sign draft picks Boris Diaw and Travis Hansen to contracts.
 June 26, 2003..... Atlanta selects guard/forward Boris Diaw in the first round (21st overall) and guard Travis Hansen in the second round (37th overall) of the 2003 NBA Draft.
 June 26, 2003..... Hawks extend qualifying offer to restricted free agent Jason Terry.
 May 29, 2003..... Hawks assistant coach Steve Henson accepts a position as assistant coach at University of South Florida.
 May 1, 2003..... Turner Broadcasting enters letter of intent with David McDavid, providing an exclusive negotiating period for the possible purchase of the Atlanta Hawks, Atlanta Thrashers and the operating rights to Philips Arena.
 April 14, 2003..... Hawks sign Mikki Moore for the remainder of the season.
 April 3, 2003..... Atlanta signs Mikki Moore to a second 10-day contract.
 April 2, 2003..... Hawks relieve VP/GM Pete Babcock of his duties.
 March 24, 2003..... Atlanta signs Mikki Moore to a 10-day contract.
 March 24, 2003..... Atlanta places Brandon Williams (left calf strain) on the IL, and activates a second 10-day contract.
 March 21, 2003..... Jermaine Jackson signed for the remainder of the season, and Brandon Williams signed to a 10-day contract.
 February 10, 2003..... Atlanta signs Jermaine Jackson to a second 10-day contract.
 February 2, 2003..... Hawks sign Corey Benjamin to his second 10-day contract.
 January 30, 2003..... Atlanta signs Jermaine Jackson to a 10-day contract.
 January 24, 2003..... Hawks place Ira Newble on the injured list and activate Chris Crawford.
 January 22, 2003..... Atlanta signs Corey Benjamin to a 10-day contract.
 January 20, 2003..... Mike Wilks is signed to a second 10-day contract.
 January 9, 2003..... Hawks place Chris Crawford on the injured list, and sign Mike Wilks and Paul Shirley to 10-day contracts.
 January 7, 2003..... Atlanta requests waivers on guard Mike Wilks.
 January 3, 2003..... Hawks waive Matt Maloney and activate Dan Dickau from the injured list.
 December 26, 2002..... Atlanta relieves head coach Lon Kruger and assistant coach Gar Heard of their duties. Terry Stotts is named head coach, while Alex English is promoted from Director of Player Development to assistant coach, and Steve Henson remains as assistant coach.
 December 24, 2002..... Hawks sign guard Mike Wilks.
 December 23, 2002..... Guard Emanuel Davis is placed on the injured list.
 December 10, 2002..... Atlanta waives center Amal McCaskill and activated center Nazr Mohammed.
 November 21, 2002..... Hawks place Dan Dickau on the injured list and signed Matt Maloney.
 November 9, 2002..... Atlanta releases Antonio Harvey and activated Chris Crawford from the injured list.
 October 31, 2002..... Nazr Mohammed placed on the injured list, and signed Amal McCaskill.
 October 28, 2002..... Hawks place Chris Crawford and DerMarr Johnson on the injured list.
 October 24, 2002..... Atlanta releases Maurice Carter, Rod Grizzard and Paul Shirley from the training camp roster.
 October 18, 2002..... Hawks release Fred House and George Williams from the training camp roster.
 October 11, 2002..... Atlanta releases Mario Bennett from the training camp roster.
 September 11, 2002..... Hawks re-sign forward Ira Newble.
 September 5, 2002..... Atlanta names Harold Ellis as an advance scout.
 August 20, 2002..... Hawks name Terry Stotts and Steve Henson as assistant coaches, Alex English as Director of Player Development, and Dominique Wilkins as Player Development Assistant.
 August 2, 2002..... Atlanta acquires forward Glenn Robinson from the Milwaukee Bucks in exchange for Toni Kukoc, Leon Smith and a first round draft pick in 2003.
 July 11, 2002..... Hawks sign rookie point guard Dan Dickau.
 June 26, 2002..... Atlanta acquires the draft rights to Dan Dickau from the Sacramento Kings in exchange for a future first-round draft pick ... Atlanta selects David Andersen in the second round (37th overall) ... The Hawks trade Efthimios Rentzas to Philadelphia for two future second-round picks.
 May 17, 2002..... Hawks announce the promotion of Chris Grant to Director of Scouting.
 May 15, 2002..... Atlanta announces the promotion of newly created position of Director of Basketball Operations.
 March 6, 2002..... Atlanta granted an injury exception for Dion Glover, and sign Leon Smith for the remainder of the season.
 February 17, 2002..... Hawks place Theo Ratliff (right hip sprain) on the injured list and activate Toni Kukoc.
 February 15, 2002..... Atlanta activates Alan Henderson from the injured list.
 February 11, 2002..... Ira Newble signed for the remainder of the season.
 February 1, 2002..... Hawks sign Ira Newble to a second 10-day contract.
 January 29, 2002..... Atlanta signs Mark Strickland for the remainder of the season.
 January 24, 2002..... Leon Smith signed to a second 10-day contract.
 January 22, 2002..... The NBA suspends Shareef Abdur-Rahim and Jason Terry for three games and one game respectively for their roles in an altercation during the fourth quarter of the Jan. 21 game against Houston ... Hawks place Emanuel Davis on the injured list and sign Ira Newble to a 10-day contract.
 January 19, 2002..... Atlanta signs Mark Strickland to a second 10-day contract.
 January 14, 2002..... Hawks sign Leon Smith to a 10-day contract.
 January 10, 2002..... Atlanta activates Theo Ratliff from the injured list and places Toni Kukoc (fractured right wrist) on the injured list.
 January 9, 2002..... Chris Crawford (torn ACL, left knee) is placed on the injured list and Mark Strickland is signed to a 10-day contract.
 January 7, 2002..... Hawks request waivers on Mark Strickland and Reggie Slater ... Chris Crawford is activated from the injured list.
 December 13, 2001..... Atlanta signs Reggie Slater.
 November 18, 2001..... Dickey Simpkins is waived.
 November 14, 2001..... Hawks sign Dickey Simpkins.
 November 13, 2001..... Atlanta signs forward Mark Strickland ... Hawks activate Shareef Abdur-Rahim from the injured list, and in a separate transaction, places forward Chris Crawford (torn ACL, left knee) on the injured list.
 November 10, 2001..... Toni Kukoc is activated from the injured list and Shareef Abdur-Rahim (left knee contusion) is placed on the injured list.

MAJOR TRANSACTIONS: 1968 - 2021, CONT.

November 6, 2001..... Hawks place Toni Kukoc (strained left quadricep muscle) is placed on the injured list.
 November 5, 2001..... Atlanta places Theo Ratiff (right hip flexor and slight groin pull) on the injured list.
 October 29, 2001..... Alan Henderson (inflammation, right knee) is placed on the injured list.
 October 26, 2001..... Hawks exercise their option on fourth-year contracts of Jason Terry and Dion Glover.
 October 24, 2001..... Atlanta requests waivers on Ira Newble, Ivano Newbill and Scoonie Penn.
 October 9, 2001..... Hawks release Juan "Pepe" Sanchez.
 October 9, 2001..... Free agents Ivano Newbill, Ira Newble, Scoonie Penn and Juan "Pepe" Sanchez signed.
 July 30, 2001..... Atlanta signs free agent guard Jacque Vaughn.
 July 27, 2001..... Free agent guard Emanuel Davis signs with Atlanta.
 July 19, 2001..... Hawks agree to terms with free agent center Nazr Mohammed.
 June 27, 2001..... Atlanta drafts Maryland's Terence Morris with the 34th overall pick in the 2001 NBA Draft, and trades his rights to the Houston Rockets for a future first round pick.
 June 27, 2001..... Hawks draft Iowa State's Jamaal Tinsley with the 27th overall pick in the 2001 NBA Draft, and trade his rights to the Indiana Pacers for a future first round pick.
 June 27, 2001..... Hawks reach an agreement in principle to acquire Shareef Abdur-Rahim and the 27th overall pick in the 2001 NBA Draft from the Vancouver Grizzlies in exchange for Brevin Knight, Lorenzen Wright and Pau Gasol, the third overall pick in the 2001 NBA Draft.
 March 19, 2001..... Atlanta activates Lorenzen Wright from the injured list.
 March 19, 2001..... Pepe Sanchez is waived and Matt Maloney is activated from the injured list.
 March 10, 2001..... Hawks place Lorenzen Wright (sprained right thumb) on the injured list.
 February 23, 2001..... Theo Ratiff (stress fracture, right wrist) is placed on injured list and Hanno Motolla is activated.
 February 22, 2001..... Atlanta releases Ira Bowman and Larry Robinson from 10-day contracts, and acquires Theo Ratiff, Toni Kukoc, Nazr Mohammed and Pepe Sanchez from the Philadelphia 76ers in exchange for Dikembe Mutombo and Roshown McLeod.
 February 16, 2001..... Roshown McLeod is placed on the injured list and Ira Bowman is signed to a 10-day contract.
 February 14, 2001..... Hawks place Matt Maloney (strained right hand) on the injured list.
 February 13, 2001..... Atlanta places Hanno Motolla (sprained left elbow) on the injured list.
 February 5, 2001..... Tony Smith is not offered a second 10-day contract and Matt Maloney is activated.
 February 2, 2001..... Brevin Knight is activated from the injured list.
 January 26, 2001..... Hawks place Brevin Knight (strained right groin) on the injured list.
 January 25, 2001..... Sean Colson is waived and Tony Smith is signed to a 10-day contract.
 January 18, 2001..... Hawks sign Sean Colson to a 10-day contract.
 January 18, 2001..... Atlanta places Matt Maloney (strained right hand) on the injured list.
 January 13, 2001..... Atlanta waives Andy Panko, and activates Chris Crawford from the injured list.
 January 6, 2001..... Alan Henderson is activated from the injured list.
 January 5, 2001..... Andy Panko is signed to a 10-day contract.
 January 2, 2001..... Hawks acquire Brevin Knight from the Cleveland Cavaliers in exchange for Jim Jackson, Anthony Johnson and Larry Robinson.
 December 26, 2000..... Atlanta activates Jim Jackson from the injured list.
 December 19, 2000..... Alan Henderson (sprained left shoulder) is placed on the injured list.
 December 15, 2000..... Atlanta places Jim Jackson (sprained right knee) on the injured list and activates Roshown McLeod.
 December 12, 2000..... Hawks place Chris Crawford (sprained left ankle and sore right big toe) on the injured list.
 November 28, 2000..... Dion Glover activated from injured list.
 November 24, 2000..... Jim Jackson (sprained medial collateral ligament, right knee) is placed on the injured list.
 November 14, 2000..... Atlanta places Roshown McLeod on the injured list and Cal Bowdler is activated.
 November 8, 2000..... Hawks waive Anthony "Pig" Miller, and activate Dikembe Mutombo from the injured list.
 October 30, 2000..... Cal Bowdler (sprained medial collateral ligament, right knee), Dion Glover (stress fracture, left foot) and Dikembe Mutombo (mild case of malaria) are placed on the injured list, and Roshown McLeod's contract is extended to a fourth year (for the 2001-02 season).
 October 28, 2000..... Dan Cross, Stephen Howard and Rick Hughes are waived.
 October 26, 2000..... Free agent Chris Carrawell signs, and is waived.
 October 25, 2000..... Atlanta signs free agent Stephen Howard.
 October 22, 2000..... Hawks sign free agents Dan Cross and Rick Hughes.
 October 2, 2000..... Atlanta signs free agents Pete Chilcutt, Anthony "Pig" Miller, Matt Maloney, Michael Hawkins, Larry Robinson and Jason Sasser to contracts.
 August 24, 2000..... Hawks name Wally Blease as Athletic Trainer and Tom Smith as assistant trainer/equipment manager.
 August 18, 2000..... Atlanta signs free agent guard Anthony Johnson to a contract, marking his second year of duty with the Hawks.
 July 26, 2000..... Hawks sign second round pick Hanno Motolla to a contract.
 July 14, 2000..... Atlanta signs first round pick DerMarr Johnson to a contract.
 July 10, 2000..... Hawks name Gar Heard as an assistant coach, joining the staff of Lon Kruger.
 June 28, 2000..... Atlanta selects DerMarr Johnson (sixth overall), Hanno Motolla (40th overall) and Scoonie Penn (56th overall) in NBA Draft 2000.
 June 8, 2000..... Hawks name Rick Mahorn and Eric Musselman as assistant coaches to Lon Kruger's staff.
 May 25, 2000..... Atlanta names former Illinois head coach Lon Kruger as the eighth full-time head coach in Atlanta Hawks history.
 April 24, 2000..... Head coach Lenny Wilkens elects to resign his position.
 March 27, 2000..... Hawks sign Drew Barry for the remainder of the season.
 March 17, 2000..... Atlanta places Isaiah Rider on waivers.
 February 25, 2000..... Hawks activate Dion Glover from the injured list.
 February 24, 2000..... Atlanta trades Anthony Johnson to the Orlando Magic in exchange for a future second-round pick.
 February 13, 2000..... Hawks center Dikembe Mutombo plays in the All-Star game for the sixth time in his career.
 January 28, 2000..... Hawks place Dion Glover on the injured list and activate Roshown McLeod.
 December 30, 1999..... Isaiah Rider suspended by the Hawks for one game.
 December 22, 1999..... Atlanta requests waivers on Brandon Williams and activates LaPhonso Ellis from the injured list.
 December 15, 1999..... Hawks sign Brandon Williams to a contract.
 December 8, 1999..... Atlanta places Roshown McLeod (strained hamstring) on the injured list.
 November 15, 1999..... Hawks suspend Isaiah Rider (violation of team rules) for one game.
 November 4, 1999..... Atlanta plays their first game ever at Philips Arena, a 119-109 loss to the Milwaukee Bucks.
 November 1, 1999..... LaPhonso Ellis is placed on the injured list (strained calf).
 October 18, 1999..... Atlanta requests waivers on Raja Bell, Terik Brown, Tom Wjeldeman and Kevin Jobity.
 October 17, 1999..... Hawks request waivers on Tyrone Corbin and Duane Ferrell.
 August 8, 1999..... Atlanta acquires Lorenzen Wright from the Los Angeles Clippers in exchange for two first round draft picks.
 August 2, 1999..... Hawks acquire guards Isaiah "J.R." Rider and Jim Jackson from the Portland Trail Blazers in exchange for guards Steve Smith and Ed Gray.
 July 15, 1999..... Hawks sign first round pick Dion Glover to a multi-year contract.
 July 14, 1999..... Atlanta signs first round picks Jason Terry and Cal Bowdler to multi-year contracts.
 June 30, 1999..... The Hawks select Arizona's Jason Terry with the 10th overall pick in the 1999 NBA Draft. Cal Bowdler (17th overall), Dion Glover (20th overall), Jumeaine Jones (27th overall) and Roberto Bergersen (52nd overall) round out the team's draft picks. Jones (to Philadelphia for a future first round draft pick) and Bergerson (for Portland for cash considerations) are traded on draft night.
 June 29, 1999..... The Hawks trade guard Mookie Blaylock, along with the 21st pick in the 1999 NBA Draft, to the Golden State Warriors in exchange for guard Vernell "Bimbo" Coles, forward Duane Ferrell and the 10th overall selection.

MAJOR TRANSACTIONS: 1968 - 2021, CONT.

April 16, 1999..... Atlanta activates Steve Smith from the injured list.
 April 8, 1999..... Hawks sign Jeff Sheppard for the remainder of the season.
 April 5, 1999..... Atlanta announces the hiring of former Hawks player Jim Washington as Director of Community Affairs.
 April 2, 1999..... Atlanta places Steve Smith on the injured list.
 March 29, 1999..... Jeff Sheppard is signed to a second 10-day contract.
 March 19, 1999..... Hawks sign Jeff Sheppard to a 10-day contract.
 March 14, 1999..... LaPhonso Ellis is placed on the injured list.
 March 4, 1999..... Hawks release Jeff Sheppard and activate Steve Smith from the injured list.
 February 22, 1999..... Atlanta places Steve Smith on the injured list and re-signs Jeff Sheppard.
 February 19, 1999..... Hawks release Scot Pollard and Shammond Williams.
 February 13, 1999..... Scot Pollard is activated from the injured list.
 February 12, 1999..... Atlanta releases Jeff Sheppard.
 February 4, 1999..... Hawks place Scot Pollard on the injured list.
 February 2, 1999..... Atlanta releases Kebu Stewart.
 February 1, 1999..... Hawks sign Grant Long to a contract and request waivers on Bakari Hendrix.
 January 30, 1999..... Atlanta signs free-agent forward LaPhonso Ellis to a multi-year contract.
 January 25, 1999..... Hawks release Mitch Henderson, Brian Oliver and Jason Lawson.
 January 21, 1999..... The Hawks sign free agent guard Anthony Johnson and free agent center Mark West, while reaching agreements with draft picks Roshown McLeod and Shammond Williams.
 January 7, 1999..... NBA owners ratify collective bargaining agreement, assuring a 1998-99 season.
 October 2, 1998..... Lenny Wilkens is enshrined into the Naismith Memorial Basketball Hall of Fame as a coach, joining John Wooden as the only people to be inducted twice (once as player, once as coach).
 June 24, 1998..... The Hawks select Roshown McLeod (20th pick overall) and Cory Carr (49th overall) in the 1998 NBA Draft. Atlanta then trades the draft rights to Carr, along with two future second round draft picks, to Chicago for the rights to Shammond Williams (34th selection overall).
 March 10, 1998..... Eldridge Recasner is activated from the injured list.
 February 27, 1998..... Brian Oliver is re-signed to a second 10-day contract.
 February 17, 1998..... Hawks sign Brian Oliver to a 10-day contract.
 February 16, 1998..... Lloyd Daniels is released.
 February 13, 1998..... Hawks sign Lloyd Daniels to a 10-day contract.
 February 11, 1998..... Drew Barry is signed for the remainder of the season.
 January 30, 1998..... Hawks sign Drew Barry to a second 10-day contract.
 January 27, 1998..... Dikembe Mutombo is selected (by fan vote) as the starting center for the Eastern Conference All-Star team, while Steve Smith is added as a reserve by the Eastern Conference coaches.
 January 26, 1998..... Ed Gray is removed from the suspended list, but remains on the injured list.
 January 20, 1998..... Hawks activate Mookie Blaylock from the injured list, opt not to sign Randy Livingston to a second 10-day contract and sign Drew Barry to a 10-day contract.
 January 19, 1998..... Ed Gray is placed on the suspended list (violation of team policies).
 January 10, 1998..... Hawks sign Randy Livingston to a 10-day contract.
 January 9, 1998..... Mookie Blaylock and Ed Gray are placed on the injured list.
 December 19, 1997..... Hawks request waivers on Randy Livingston and activate "Pig" Miller from the injured list.
 December 9, 1997..... Anthony "Pig" Miller is placed on the injured list and Randy Livingston is signed.
 November 20, 1997..... Hawks request waivers on Randy Livingston and activate Eldridge Recasner.
 November 17, 1997..... Hawks request waivers on Donald White and signed Randy Livingston.
 October 30, 1997..... Eldridge Recasner is placed on the injured list and request waivers on Ken Norman.
 October 28, 1997..... Hawks release Matt Steigenga.
 October 19, 1997..... Drew Barry and Walter Bond are released.
 October 9, 1997..... Turner Sports and Entertainment Development, Inc. unveils design of the new downtown facility to serve as home of the Hawks and the NHL expansion Thrashers, scheduled to open in September, 1999.
 October 8, 1997..... Hawks release David Crouse, Chris King and Jared Prickett.
 September 29, 1997..... Hawks trade Priest Lauderdale to the Denver Nuggets in exchange for Efthimos Rentzias and a second-round selection in 2000.
 September 12, 1997..... Hawks re-sign free agent Eldridge Recasner to a contract.
 August 29, 1997..... Hawks Athletic Trainer Joe O'Toole announces his retirement, effective October 1. Strength and Conditioning Coach Chris Tucker is named as his replacement.
 August 29, 1997..... Hawks sign a four-year contract extension, effective after the 1997-98 season.
 August 27, 1997..... Head Coach Lenny Wilkens is signed to a four-year contract extension, taking him through 2001-02 season.
 July 8, 1997..... Announced the hiring of Phil Hubbard as an assistant coach, replacing Bill Harzlik, who was named head coach of the Denver Nuggets.
 June 25, 1997..... Atlanta selects Ed Gray (1st Round, 22nd overall), along with Alain Digebe (2nd Round, 50th overall) and Chris Crawford (2nd Round, 51st overall) in the 1997 NBA Draft.
 March 25, 1997..... Hawks sign Darrin Hancock for the remainder of the season.
 March 15, 1997..... Darrin Hancock is signed to a second 10-day contract.
 March 5, 1997..... Signed Darrin Hancock to a 10-day contract.
 March 4, 1997..... Atlanta released Donnie Boyce.
 February 24, 1997..... Hawks placed Ken Norman on the injured list and activated Tyrone Corbin.
 February 15, 1997..... Placed Tyrone Corbin on the injured list and activated Alan Henderson.
 February 5, 1997..... Christian Laetner and Dikembe Mutombo are named as reserves to the 1997 Eastern Conference All-Star Team. Mutombo started the game, replacing injured starter Patrick Ewing.
 January 7, 1997..... Requested waivers on Darrin Hancock and Willie Burton and activated Tyrone Corbin.
 January 2, 1997..... Atlanta signs Darrin Hancock to a contract.
 December 31, 1996..... Hawks placed Willie Burton on the injured list.
 December 20, 1996..... Atlanta signs Henry James to a contract.
 December 19, 1996..... Placed Tyrone Corbin on the injured list.
 December 2, 1996..... Activated Priest Lauderdale from the injured list.
 November 26, 1996..... Hawks release Derrick Alston.
 November 18, 1996..... Released Anthony "Pig" Miller and activated Ken Norman from the injured list.
 November 14, 1996..... Atlanta signs Anthony "Pig" Miller to a contract.
 November 11, 1996..... Hawks place Priest Lauderdale on the injured list and sign Derrick Alston to a contract.
 November 12, 1996..... Atlanta places Alan Henderson on the injured list.
 November 4, 1996..... Placed Ken Norman on the injured list and signed Willie Burton to a contract.
 October 29, 1996..... Zarko Paspali is released.
 October 28, 1996..... Atlanta requests waivers on Willie Burton, Melvin Booker and Horacio Llamas.
 October 2, 1996..... Sign Zarko Paspali, Melvin Booker, Pat Durham and Ivano Newbill to contracts.
 September 27, 1996..... Sign free agent Eldridge Recasner to a contract.
 September 12, 1996..... Atlanta signs free agents Tyrone Corbin and Willie Burton to contracts.
 September 9, 1996..... Hawks sign first round pick Priest Lauderdale to a three-year contract.
 September 5, 1996..... Atlanta announces that the club has hired Stan Albeck as an assistant coach/scout, replacing Jack Nolan, who took a position as an assistant coach with the Dallas Mavericks.
 August 13, 1996..... Hawks sign Jon Barry to a one-year contract.
 August 9, 1996..... Atlanta signs Horacio Llamas to a contract.

MAJOR TRANSACTIONS: 1968 - 2021, CONT.

August 5, 1996..... Hawks re-sign Donnie Boyce to a one-year contract.
 July 23, 1996..... Atlanta re-signs Steve Smith to a seven-year contract.
 June 25, 1996..... Atlanta waives Donnie Boyce and Blair Rasmussen, while renouncing veteran free agents Craig Ehlo, Matt Bullard and Reggie Jordan.
 July 15, 1996..... Atlanta reaches agreement on a multi-year contract with center Dikembe Mutombo and trades Stacey Augmon and Grant Long to the Detroit Pistons in exchange for two first round and two second round draft picks.
 June 28, 1996..... Hawks elect not to exercise the option on Craig Ehlo's contract, making him a free agent.
 June 28, 1996..... Hawks draft center Priest Lauderdale with the 28th overall pick in the 1996 NBA Draft.
 June 25, 1996..... Atlanta trades the 45th and 47th overall picks in the 1996 NBA Draft to the Seattle Sonics in exchange for the 28th overall selection (second to last pick of the first round).
 June 12, 1996..... The New York Knicks notify the Hawks that they will exercise their option and take Atlanta's first-round pick (19th overall) in the 1996 NBA Draft.
 March 26, 1996..... Hawks sign Reggie Jordan for the remainder of the season.
 March 16, 1996..... Atlanta signs Reggie Jordan to a second 10-day contract.
 March 9, 1996..... Hawks release Todd Mundt and activate Donnie Boyce from the injured list.
 March 6, 1996..... Atlanta signs Reggie Jordan to a 10-day contract.
 March 1, 1996..... Hawks release Howard Nathan.
 February 22, 1996..... Atlanta obtains Christian Laettner and Sean Rooks from the Minnesota Timberwolves in exchange for Andrew Lang and Spud Webb and signs Howard Nathan to a 10-day contract.
 February 5, 1996..... Hawks release Ronnie Grandison.
 January 26, 1996..... Atlanta signs Ronnie Grandison to a second 10-day contract.
 January 16, 1996..... Hawks sign Ronnie Grandison to a 10-day contract.
 January 5, 1996..... Atlanta releases Tim Kempton.
 December 14, 1995..... Hawks release Howard Nathan and sign Tim Kempton.
 October 30, 1995..... Atlanta releases Troy Brown, Cuonzo Martin and Gaylon Nickerson.
 October 15, 1995..... Hawks release Alex Blackwell.
 October 5, 1995..... Atlanta signs Stacey Augmon to a five-year contract and second round pick Troy Brown. The Hawks also sign free agents Howard Nathan, Todd Mundt, Matt Bullard and Alex Blackwell prior to the start of training camp.
 October 1, 1995..... Hawks sign second round pick Donnie Boyce to a two-year contract.
 September 25, 1995..... Atlanta signs first round pick Alan Henderson to a three-year contract and second-round pick Cuonzo Martin to a one-year deal.
 July 1, 1995..... Greg Anderson, Jon Koncak, Jim Les and Ennis Whatley become unrestricted free agents, and Stacey Augmon becomes a restricted free agent.
 June 29, 1995..... Atlanta acquires Anthony "Spud" Webb from the Sacramento Kings in exchange for Tyrone Corbin.
 June 28, 1995..... The Hawks select Alan Henderson (16th overall), Donnie Boyce (42nd overall), Troy Brown (45th overall) and Cuonzo Martin (57th overall) in the 1995 NBA Draft.
 June 27, 1995..... Atlanta names Jerry Powell as an assistant coach.
 June 23, 1995..... Hawks unveil new logo and uniforms for the 1995-96 season.
 June 19, 1995..... Hawks assistant coach Brian Winters is named first coach of the expansion Vancouver Grizzlies.
 June 14, 1995..... Atlanta informs the Miami Heat of the Hawks' intention of keeping their number one draft selection (16th overall) for the 1995 NBA Draft and as a result, Miami receives Atlanta's number one selection in the 1996 draft.
 April 24, 1995..... Lenny Wilkens is named head coach of the 1996 US Olympic Team.
 March 29, 1995..... Activated Craig Ehlo off the injured list and released Morlon Wiley.
 March 29, 1995..... Sign Ennis Whatley for the remainder of the season.
 March 14, 1995..... Sign Morlon Wiley to a second 10-day contract.
 March 11, 1995..... Sign Ennis Whatley to a second 10-day contract.
 March 4, 1995..... Placed Jim Les on the injured list and signed Morlon Wiley to a 10-day contract.
 March 1, 1995..... Sign Ennis Whatley to a 10-day contract.
 February 24, 1995..... Place Craig Ehlo on the injured list.
 January 6, 1995..... Lenny Wilkens becomes the winningest coach in NBA history with a 112-90 victory over Washington. He earns victory #939, surpassing Red Auerbach.
 December 15, 1994..... Sign Greg Anderson and release Sergei Bazarevich.
 November 29, 1994..... Activate Craig Ehlo from the injured list and release Fred Vinson.
 November 7, 1994..... Acquire Steve Smith, Grant Long and a future second round draft pick from the Miami Heat in exchange for Kevin Willis and a future first round selection.
 November 3, 1994..... Place Craig Ehlo on the injured list.
 September 16, 1994..... Atlanta acquires Tyrone Corbin along with a 1995 second-round draft pick from the Utah Jazz in exchange for Adam Keefe.
 September 14, 1994..... Hawks re-sign free agent Craig Ehlo to a two-year contract with an option year.
 August 11, 1994..... Hawks sign free agent guard Jim Les to a two-year contract.
 June 29, 1994..... The Hawks select guard Gaylon Nickerson from NW Oklahoma State with the 34th pick in the second round in the 1994 NBA Draft, the club's only selection. Atlanta's first round pick goes to the Los Angeles Clippers as a result of the Dominique Wilkins/Danny Manning trade.
 June 22, 1994..... Atlanta acquires Ken Norman from Milwaukee in exchange for the rights to Roy Hinson.
 May 13, 1994..... Hawks president Stan Kasten announces the club's intentions of building a new arena for the Hawks, perhaps to be ready for the 1999 season, with hopes of drawing an NHL franchise to the building as well.
 May 11, 1994..... Mookie Blaylock selected to the NBA's All-Defensive First Team.
 April 23, 1994..... Atlanta clinches its first Central Division title since 1986-87 and home court advantage throughout the Eastern Conference playoffs with a 93-89 win over Orlando in the Hawks' last game of the regular season.
 February 24, 1994..... Hawks acquire Danny Manning from the Los Angeles Clippers in exchange for Dominique Wilkins and a conditional 1994 or 1995 first round draft pick.
 February 15, 1994..... Dominique Wilkins becomes the NBA's ninth all-time leading scorer with 23,173 points.
 February 10, 1994..... Dominique Wilkins becomes the NBA's 10th all-time leading scorer with 23,150 points.
 December 16, 1993..... Doug Edwards is activated off the injured list.
 December 13, 1993..... Hawks release John Bagley.
 November 26, 1993..... Atlanta signs John Bagley.
 November 23, 1993..... Hawks release Ricky Grace.
 November 6, 1993..... Atlanta releases Todd Mundt and signs Ricky Grace.
 November 2, 1993..... Atlanta waives Steve Henson, Rich Manning and Greg Foster.
 October 14, 1993..... Hawks release Byron Dinkins and Corey Allen.
 September 7, 1993..... Hawks sign free agent center Andrew Lang to a six-year deal.
 July 2, 1993..... Hawks sign free agent Craig Ehlo to a three-year deal.
 July 1, 1993..... Contract offers are tendered to Steve Henson and Greg Foster, and the option year is picked up on the contract of Duane Ferrell.
 June 29, 1993..... Hawks select Doug Edwards of Florida State with the 15th pick in the first round of the 1993 NBA Draft. With the second pick (40th overall), the club picked Washington's Richard Manning.
 June 9, 1993..... Guard Mookie Blaylock is signed to a new five-year contract, negating the option year on his previous contract with the New Jersey Nets.
 June 1, 1993..... Former Cleveland coach Lenny Wilkens becomes the seventh full-time head coach of the Atlanta Hawks. He later names Dick Helm and Brian Winters as his assistants.
 May 10, 1993..... Bob Weiss' contract as Hawks head coach is not renewed.
 April 1, 1993..... Randy Breuer signed for the remainder of the season.

MAJOR TRANSACTIONS: 1968 - 2021, CONT.

March 22, 1993..... Randy Breuer signed to his second 10-day contract.
 March 10, 1993..... Blair Rasmussen placed on the injured list (back) and Randy Breuer is signed to a 10-day contract.
 February 2, 1993..... Dominique Wilkins becomes the franchise's all-time leading scorer, breaking Bob Pettit's record of 20,880 points. Wilkins ends the 1992-93 season with 22,096 points.
 January 25, 1993..... Blair Rasmussen is activated and Alex Stivirns is released.
 January 20, 1993..... Alex Stivirns signed to his second 10-day contract.
 January 12, 1993..... Dominique Wilkins is activated and Blair Rasmussen is placed on the injured list (back).
 January 10, 1993..... Alex Stivirns signed to a 10-day contract.
 January 6, 1993..... Blair Rasmussen is activated, and the club releases Andre Spencer and Alex Stivirns.
 January 1, 1993..... Hawks sign Alex Stivirns and release Morlon Wiley.
 December 24, 1992..... Blair Rasmussen is placed on the injured list (back) and the club signs Andre Spencer.
 December 22, 1992..... Dominique Wilkins is placed on the injured list (fractured finger) and the club signs Steve Henson.
 December 15, 1992..... Jeff Sanders is released and Atlanta signs Greg Foster.
 November 5, 1992..... Ronnie Coleman is released from training camp.
 November 3, 1992..... Hawks obtain Mookie Blaylock and Roy Hinson from New Jersey for Rumeal Robinson. In addition, the team waives Rodney Monroe, Elmer Bennett and Dan Curylik.
 October 15, 1992..... Laketh Humphrey and Mark Strickland are released from training camp.
 August 20, 1992..... Gary Wortman named Assistant Coach and Director of Scouting.
 August 14, 1992..... Hawks sign Paul Graham to a two-year contract with an option. The club confirms Alexander Volkov has signed a contract with Parosonic Reggio Calabria in Italy.
 August 13, 1992..... Former Director of Scouting Ed Badger joins Indiana as an assistant coach.
 July 11, 1992..... Kevin Willis registers eight points and four rebounds in 14 minutes in his first All-Star Game appearance.
 June 24, 1992..... Hawks select Stanford's Adam Keefe with the 10th pick in the first round of the 1992 NBA Draft. Notre Dame's Elmer Bennett is Atlanta's choice in the second round.
 March 23, 1992..... Rookie forward Stacey Augmon scores the NBA's 6,000,000th point in the second quarter on a layup against Golden State.
 March 17, 1992..... Signed Jeff Sanders to a contract for remainder of the season.
 March 7, 1992..... Signed Jeff Sanders to second 10-day contract.
 February 26, 1992..... Placed Dominique Wilkins on the injured list and signed Jeff Sanders to a 10-day contract.
 February 9, 1992..... Kevin Willis registers eight points and four rebounds in 14 minutes in his first All-Star Game appearance.
 January 30, 1992..... Dominique Wilkins undergoes successful surgery on his right Achilles tendon at the Hughston Sports Medicine Hospital in Columbus, GA.
 January 28, 1992..... Hawks forward Dominique Wilkins is named as a reserve to the Eastern Conference All-Star team. In the second quarter (5:32 left) of that night's game against Philadelphia, Wilkins suffers a ruptured Achilles tendon. The injury forces him to miss the remainder of the 1991-92 season.
 January 2, 1992..... Released Gary Leonard and signed Morlon Wiley.
 November 25, 1991..... Kevin Willis named Edge/NBA Player of the Week.
 November 12, 1991..... Travis Mays is lost for season after ankle surgery to repair two torn tendons.
 November 8, 1991..... Placed Travis Mays on injured list and signed Paul Graham.
 October 31, 1991..... Released Paul Graham from training camp.
 October 30, 1991..... Released guards Clifford Lett and Darren Henrie and center Dave Popson from training camp.
 October 2, 1991..... Hawks obtain Maurice Cheeks from New York for Tim McCormick.
 August 13, 1991..... Hawks name Bob Weintrauer assistant coach, replacing Kevin Loughery who joined the Miami Heat as their head coach on June 27, 1991.
 July 1, 1991..... Hawks obtain Blair Rasmussen from Denver for the draft rights to Anthony Avent (15th overall pick), and Travis Mays from Sacramento for Anthony "Spud" Webb.
 June 26, 1991..... Hawks trade Glenn "Doc" Rivers to L.A. Clippers for rights to the ninth pick in the 1991 NBA Draft.
 April 1, 1991..... Hawks waive Trevor Wilson.
 March 13, 1991..... Hawks place Trevor Wilson on injured list and activate Gary Leonard.
 March 1, 1991..... Hawks sign free agent Gary Leonard and place him on the suspended list.
 November 13, 1990..... Hawks activate Jon Koncak from injured list and waive Howard Wright.
 November 2, 1990..... Hawks place Jon Koncak on injured list and re-sign Duane Ferrell.
 November 1, 1990..... Hawks place Alexander Volkov on injured list after undergoing surgery on his fractured wrists.
 October 31, 1990..... Hawks waive Duane Ferrell and Darren Henrie from training camp roster.
 October 19, 1990..... Hawks waive Stephen Bardo and Scott Haffner from training camp roster.
 October 2, 1990..... Hawks waive Larry Turner and Larry Opeland from training camp roster.
 September 27, 1990..... Hawks trade Kenny Smith and Roy Marble to Houston for Tim McCormick and John Lucas.
 June 19, 1990..... Bob Weiss names Kevin Loughery and Johnny Davis as his new assistant coaches.
 May 22, 1990..... Bob Weiss replaces Michael Fratello as the sixth Atlanta head coach.
 April 23, 1990..... Michael Fratello resigns as Hawks head coach.
 March 15, 1990..... Glenn Rivers returns from injured list. Mike Williams is released and Duane Ferrell is signed for remainder of the season.
 March 6, 1990..... Jon Koncak returns from injured list and Duane Ferrell is signed to a second 10-day contract.
 February 22, 1990..... Roy Marble placed on NBA's suspended list and Duane Ferrell is signed to a 10-day contract.
 February 15, 1990..... Hawks release Haywoode Workman.
 February 14, 1990..... Atlanta names Pete Babcock general manager replacing Stan Kasten who retains title of team president.
 February 13, 1990..... Hawks obtain Kenny Smith and Mike Williams from Sacramento in exchange for Antoine Carr, Sedric Toney and Hawks second round pick in 1991.
 February 6, 1990..... John Battle returns from injured list and Haywoode Workman is signed to a second 10-day contract.
 February 1, 1990..... Hawks place Jon Koncak on injured list.
 January 26, 1990..... Hawks sign John Long for remainder of the season, place Glenn Rivers on injured list (herniated disk in his lower back) and sign Haywoode Workman to a 10-day contract.
 January 19, 1990..... Cliff Levingston returns from injured list.
 January 15, 1990..... Hawks sign John Long to a second 10-day contract.
 January 6, 1990..... Hawks place John Battle on injured list after undergoing arthroscopic knee (left) surgery and sign Wes Matthews to a 10-day contract.
 January 5, 1990..... Hawks place Cliff Levingston on injured list after suffering injury to his right knee and sign John Long to a 10-day contract.
 November 2, 1989..... Hawks release Haywoode Workman, Duane Ferrell and Mitch McMullen from training camp roster.
 March 7, 1989..... Dudley Bradley returns to active roster and Hawks do not re-sign Pace Mannion.
 February 24, 1989..... Hawks sign Pace Mannion to a second 10-day contract.
 February 14, 1989..... Hawks place Dudley Bradley on injured list due to reactive inflammatory arthritis in his right knee, and as a result, sign Pace Mannion to a 10-day contract.
 November 4, 1988..... Hawks place Kevin Willis on injured list with a Jones fracture of the fifth metatarsal of his left foot.
 October 7, 1988..... Hawks sign free agents Dudley Bradley, Ray Tolbert and Duane Ferrell to contracts.
 August 16, 1988..... Hawks sign unrestricted free agent Moses Malone to a three-year contract.
 July 27, 1988..... Hawks acquire veteran guard Reggie Theus and 1988 third round pick from Sacramento in exchange for Randy Wittman and 1988 first round pick.
 June 13, 1988..... Assistant Coach Don Chaney resigns to become head coach of Houston Rockets.
 March 29, 1988..... Leon Wood signs for remainder of season.
 March 15, 1988..... Hawks sign free agent guard Leon Wood to second 10-day contract, Jon Koncak placed on injured list with torn right knee ligaments suffered 2/12/88 at Detroit. John Battle activated from injured list.

HISTORY

HISTORY

MAJOR TRANSACTIONS: 1968 - 2021, CONT.

March 4, 1988 Hawks sign veteran free agent guard Leon Wood to 10-day contract.
 February 22, 1988 Hawks sign Ennis Whatley to second 10-day contract.
 February 11, 1988 Hawks sign veteran free agent guard Ennis Whatley to 10-day contract.
 December 15, 1987 Chris Washburn obtained from Warriors in exchange for rights to Ken Barlow, Hawks top pick in 1986 draft.
 December 14, 1987 Mike McGee traded to Kings in exchange for second round draft picks in 1991 and 1995.
 November 3, 1987 Hawks trade 1987 top pick Dallas Comegys to Nets in exchange for second round pick in 1990.
 June 10, 1987 Don Chaney appointed assistant coach.
 May 30, 1987 Willis Reed resigns and accepts assistant coaching position with Sacramento Kings under Bill Russell.
 March 13, 1987 Anthony "Spud" Webb is activated from list after missing 44 games and Scott Hastings is placed on injured list due to nagging knee problems.
 March 2, 1987 Scott Hastings is activated from list and Gus Williams is placed on injured list due to a strained back.
 February 23, 1987 Jerome Henderson's 10-day contract expires and he is not re-signed.
 February 14, 1987 Hawks sign center Jerome Henderson of the Pensacola Tornados of the CBA to a 10-day contract. Tree Rollins is placed on the injured list.
 February 11, 1987 Tree Rollins breaks big toe on right foot in game with Clippers.
 January 6, 1987 Hawks sign veteran free agent guard Gus Williams for the remainder of the season.
 January 4, 1987 Mike Wilson is not signed to a second 10-day contract when first expires.
 December 27, 1986 Anthony "Spud" Webb is placed on injured list and Hawks sign guard Mike Wilson to a 10-day contract.
 December 23, 1986 Anthony "Spud" Webb undergoes knee surgery at the Hugfiston Sports Medicine Clinic in Columbus, GA for torn cartilage in right knee.
 December 5, 1986 Anthony "Spud" Webb injures right knee at Indiana.
 November 25, 1986 Hawks waive Cedric Henderson and activate Antoine Carr.
 November 6, 1986 Hawks' President and General Manager Stan Kasten is named President of the Atlanta Braves.
 November 1, 1986 Hawks open season with forward Antoine Carr on injured list due to burns suffered on right leg in accident during the pre-season.
 October 3, 1986 Lorenzo Charles elects to play season in Italy.
 September 23, 1986 Dominique Wilkins signs new five-year contract with Hawks.
 September 10, 1986 Hawks name Brian Hill an assistant coach.
 August 20, 1986 Assistant coach Ron Rothstein resigns to accept top assistant position with the Detroit Pistons.
 August 7, 1986 Hawks sign head coach Mike Fratello to a four-year contract.
 February 21, 1986 Hawks activate Lorenzo Charles from injured list and place Antoine Carr on injured list.
 February 9, 1986 Hawks activate Johnny Davis from injured list in exchange for Eddie Johnson.
 January 29, 1986 Mike Glenn joins the Milwaukee Bucks after Atlanta allows offer sheet to lapse.
 January 14, 1986 Hawks activate Antoine Carr and place Lorenzo Charles on injured list.
 January 11, 1986 Free agent Mike Glenn signed to an offer sheet by the Milwaukee Bucks.
 December 4, 1985 Hawks waive Ray Williams and activate Glenn Rivers from injured list.
 November 4, 1985 Hawks waive Sedric Toney and activate Eddie Johnson.
 October 28, 1985 Hawks sign free agent Eddie Johnson.
 October 25, 1985 Hawks sign free agent Ray Williams.
 May 7, 1985 Willis Reed appointed assistant coach.
 February 22, 1985 Hawks activate Glenn Rivers.
 February 15, 1985 Hawks do not re-sign Stewart Granger or Charlie Criss and activate Mike Glenn.
 February 5, 1985 Hawks place guard Glenn Rivers on the injured reserve list and sign Charlie Criss to a 10-day contract. Hawks also sign Stewart Granger to his second 10-day contract.
 January 26, 1985 Hawks sign Stewart Granger to a 10-day contract and elect not to sign Sidney Lowe for the remainder of the season.
 January 16, 1985 Hawks place guard Mike Glenn on the injured list and sign Sidney Lowe to his second 10-day contract.
 January 2, 1985 Hawks activate forward Antoine Carr.
 December 20, 1984 Hawks sign Sidney Lowe to a 10-day contract.
 December 18, 1984 Hawks activate guard Randy Wittman and release guards Walker Russell and Sidney Lowe.
 November 26, 1984 Hawks place forward Antoine Carr on the injured list for a broken left thumb and sign guard Sidney Lowe.
 November 7, 1984 Hawks activate Scott Hastings and release Leo Rautins.
 October 31, 1984 Hawks sign guard Walker Russell and release guard Jerry Eaves.
 October 26, 1984 Hawks sign guard Mike Glenn and to make room for him on the roster waive guard Walker Russell. Hawks start the season with Randy Wittman and Scott Hastings on the injured reserve list due to knee surgery.
 October 16, 1984 Hawks sign free agent guard Jerry Eaves.
 October 15, 1984 Hawks sign free agent guard Leo Rautins.
 September 5, 1984 Hawks sign Antoine Carr to a multi-year contract.
 August 8, 1984 Hawks acquire Stewart Granger and John Garris from Cleveland in exchange for Johnny Davis.
 July 24, 1984 Hawks sign top 1984 draft choice Kevin Willis.
 July 19, 1984 Hawks announce plans to play 12 games in 84-85 in New Orleans.
 July 11, 1984 Hawks sign free agent guard Walker Russell.
 June 18, 1984 Hawks acquire Cliff Levingston, the rights to Antoine Carr and second round draft picks in 1986 and 1987 from Detroit in exchange for Dan Roundfield.
 February 4, 1984 Hawks sign free agent Charlie Criss.
 December 20, 1983 Hawks sign free agent Mark Landsberger.
 July 10, 1983 Hawks name Ron Rothstein an assistant coach.
 July 6, 1983 Hawks acquire rights to Randy Wittman from Bullets in exchange for Tom McMillen.
 July 5, 1983 Hawks appoint Bob Reinhart an assistant coach.
 June 29, 1983 Hawks acquire Sly Williams and cash from Knicks in exchange for cash and a second round draft pick in 1984.
 June 9, 1983 Michael Fratello named head coach.
 March 18, 1983 Hawks sign free agent Randy Smith.
 February 15, 1983 Hawks obtain forward Rickey Brown from Golden State in exchange for cash and a second round draft pick in 1984.
 February 13, 1983 Hawks trade Steve Hawes to Seattle for Ray Tolbert. Hawks then send Tolbert to Detroit in exchange for two second round draft picks.
 February 12, 1983 Hawks obtain Scott Hastings and cash from Knicks in exchange for Rory Sparrow.
 December 21, 1982 Hawks obtain Johnny Davis from the Pacers in exchange for cash and a second-round pick in 1983.
 October 21, 1982 Hawks sign 1982 top pick Keith Edmonson.
 September 27, 1982 Hawks obtain George Johnson from San Antonio in exchange for Jim Johnstone and Hawks' second round picks in 1983 and 1985.
 September 3, 1982 Hawks acquire Dominique Wilkins from the Jazz in exchange for John Drew, Freeman Williams and cash.
 June 30, 1982 Hawks acquire draft rights to Jim Johnstone, chosen in the third round by Kansas City, in exchange for Seattle's second pick in the 1984 NBA draft, obtained in the Armond Hill trade of December 2, 1980.
 January 20, 1982 Hawks obtain Freeman Williams from San Diego in exchange for Charlie Criss and Al Wood.
 November 18, 1981 Hawks waive Craig Shelton.
 October 26, 1981 Hawks acquire Mike Glenn from New York in exchange for their second round pick in the 1982 NBA draft.
 August 11, 1981 Hawks obtain Rory Sparrow from New Jersey in exchange for their fourth round choice in the 1982 NBA draft.
 June 10, 1981 Fred Carter named assistant coach.
 June 8, 1981 Hawks trade their first round pick in 1981 and Utah's second in 1982 to Chicago for the Bulls' first pick in 1981, a second round choice in 1981, and the option to have Chicago draft in either the Hawks' or the Bulls' first round position in 1982. Hawks select Al Wood with the first round pick, fourth overall, and Clyde Bradshaw with the second, 38th overall.

MAJOR TRANSACTIONS: 1968 - 2021, CONT.

June 4, 1981 Hawks re-sign free agent Steve Hawes to a multi-year contract.
 May 21, 1981 Hawks name Kevin Loughery head coach.
 May 1, 1981 Hawks extend the contract of All-Star forward Dan Roundfield.
 January 17, 1981 Hawks obtain Wes Matthews from Washington in exchange for Don Collins.
 December 2, 1980 Hawks trade Armond Hill to Seattle for future draft choices and cash.
 July 8, 1980 Hawks sign free agent center Tom Burleson. Kansas City is awarded cash and a second round pick in 1981 as compensation.
 May 28, 1980 Dallas selects Jack Givens in the expansion draft.
 January 24, 1980 Hawks obtain James McElroy from Detroit in exchange for Ron Lee and future draft choices.
 November 23, 1979 Hawks trade Terry Furlow to Utah for future draft choices and considerations.
 November 23, 1979 Sam Pellom signed as a free agent.
 October 10, 1979 Hawks acquire Ron Lee from Utah in exchange for future draft choices.
 June 25, 1979 Brendan Suhr named assistant coach.
 January 31, 1979 Hawks acquire Terry Furlow from Cleveland in exchange for Butch Lee and future considerations.
 October 4, 1979 Hawks waive Ollie Johnson.
 June 9, 1978 Hawks sign free agent forward Dan Roundfield.
 June 2, 1978 Hawks sign John Drew to a new six-year agreement.
 December 8, 1977 Hawks waive Ken Charles.
 November 14, 1977 Hawks obtain Tom McMillen from New York in exchange for future draft pick.
 September 30, 1977 Hawks acquire Ollie Johnson from Los Angeles in exchange for Lou Hudson.
 August 5, 1977 Hawks obtain Ron Behagen from New Orleans as compensation for the signing of free agent Truck Robinson.
 June 25, 1977 Charlie Criss signs as a free agent.
 January 20, 1977 Hawks obtain Truck Robinson from Washington with future draft picks in exchange for Tom Henderson and future draft choices.
 January 3, 1977 Ted Turner purchases the team.
 August 5, 1976 Hawks acquire Steve Hawes and Geoff Petrie from Portland in exchange for future draft choices.
 July 17, 1976 Hubie Brown named head coach.
 June 16, 1976 Hawks obtain Ken Charles, Dick Gibbs and cash from Buffalo in exchange for Tom Van Arsdale.
 June 6, 1976 Hawks acquire Joe C. Merweather and Houston's first pick in 1976 draft in exchange for Dwight Jones and Hawks' top pick in 1976 draft.
 August 8, 1975 Hawks obtain Clyde Hawkins from Los Angeles in exchange for future draft choices.
 November 8, 1974 Hawks acquire Tom Van Arsdale from Philadelphia in exchange for Clyde Lee and number three pick in 1975 draft.
 October 4, 1974 Hawks acquire Clyde Lee from San Francisco as compensation for the NBA rights to Zelmo Beaty.
 May 3, 1974 Pete Maravich traded to New Orleans in exchange for Dean Meminger, Bob Kauffman and future draft choices.
 October 15, 1972 Hawks play first regular season game at The Omni.
 November 19, 1971 Hawks obtain Jim Washington from Philadelphia in exchange for Bill Bridges.
 November 9, 1971 Hawks acquire Don Adams and Larry Sigfried from Houston in exchange for Jim Davis and John Valley.
 July 26, 1971 Hawks receive Herm Gilliam and Don May from Buffalo in return for Walt Hazzard and Jerry Chambers.
 February 1, 1970 Hawks obtain Walt Bellamy from Detroit in exchange for players to be named later.
 May 8, 1969 Hawks trade Paul Silas to Phoenix in exchange for Gary Gregor.
 October 19, 1968 Atlanta beats Milwaukee for the franchise's first win, 125-107.
 October 16, 1968 Hawks drop regular season opener 125-110 to Cincinnati at Georgia Tech's Alexander Memorial Coliseum.
 May 3, 1968 It is announced that the St. Louis Hawks would move South to the city of Atlanta for the 1968-69 season, under the guidance of new owners Tom Cousins and former Georgia Governor Carl Sanders.



Bogdan Bogdanovic

OFFENSIVE TEAM STATS: 1968 - 2021 (three-point shot totals on p. 181)

Season	GP	FGM-FGA	Pct.	FTM-FTA	Pct.	FT	Off Reb	Def Reb	Total Reb	Reb Avg	Asst	PF	DQ	Stls	Bkls	Pts	Avg	High Game
1968-69	82	3801-9525	446	1893-2515	753	—	—	—	4279	52.2	1996	2074	30	—	—	9495	109.4	156
1969-70	82	3601-7745	445	1825-2530	713	—	—	—	4064	46.8	1890	1996	25	—	—	9127	117.2	146
1970-71	82	3729-9252	461	1846-2533	727	—	—	—	4047	49.3	2028	2196	45	—	—	9072	115.8	141
1971-72	82	3593-9236	468	1608-2098	767	1142	2754	3906	3906	50.5	2038	2196	45	823	398	9127	112.3	147
1972-73	82	3593-9236	468	1608-2098	767	1166	2728	3914	3914	49.7	1974	2176	30	749	427	8724	106.9	142
1973-74	82	3593-9236	468	1608-2098	767	1186	2728	3914	3914	47.7	1974	2176	30	749	427	8650	105.9	133
1974-75	82	3409-7137	474	1906-2527	755	1121	2533	3664	3664	44.6	2020	2174	44	803	442	8721	106.3	132
1975-76	82	3182-6671	478	2193-2930	748	1160	2606	3766	3766	45.9	1774	2122	36	750	484	8517	103.9	132
1976-77	82	3387-6886	489	2045-2727	750	1176	2440	3616	3616	44.1	1928	2135	45	646	559	8779	107.1	136
1977-78	82	3144-6872	489	2000-2616	765	1261	2339	3616	3616	43.9	1758	2171	35	682	554	8334	101.6	126
1978-79	82	3401-6867	495	2021-2661	764	1207	2318	3525	3525	43.0	1835	2209	30	748	555	8858	108.0	135
1979-80	82	3150-6709	470	1608-2235	719	1303	3071	3674	3674	47.2	1926	1979	21	656	388	8413	102.6	132
1980-81	82	3277-6845	479	1608-2360	758	1322	2411	3671	3671	45.6	2087	1972	22	697	373	8662	106.2	134
1981-82	82	3350-7074	475	1905-2508	760	1202	2329	3531	3531	44.3	1945	2129	30	619	385	8431	102.8	126
1982-83	82	3158-6898	471	1987-2598	777	1156	2353	3586	3586	43.7	2037	2109	23	687	348	8699	106.1	131
1983-84	82	3243-6885	471	1987-2598	777	1156	2353	3586	3586	43.7	2037	2109	23	687	348	8699	106.1	131
1984-85	82	3363-7124	472	1826-2339	784	1261	2325	3586	3586	41.8	2144	1961	17	672	389	8817	107.5	133
1985-86	82	3438-6935	496	1760-2279	772	1151	2236	3379	3379	43.6	2320	2034	29	688	361	8940	109.0	143
1986-87	82	3523-7342	494	1587-2069	767	1080	2499	3575	3575	45.2	2168	1732	13	711	363	8834	107.7	138
1987-88	82	3163-6954	494	1586-2092	758	1080	2413	3493	3493	42.6	2189	1881	16	735	363	8885	108.4	136
1988-89	82	3509-7074	496	1586-2092	758	1080	2413	3493	3493	42.6	2189	1881	16	735	363	8885	108.4	136
1989-90	82	3001-6485	463	1394-1919	726	1051	2391	3442	3442	42.0	1733	1815	12	608	328	7816	96.2	120
1990-91	82	3044-6419	474	1392-1865	746	1054	2292	3270	3270	39.9	1665	1747	18	605	332	7572	92.3	116
1991-92	82	2804-6451	435	1230-1772	737	1081	2152	3233	3233	39.4	1753	1892	26	617	379	7470	91.1	127
1992-93	82	2961-6698	441	1302-1772	735	1081	2152	3233	3233	39.4	1753	1892	26	617	379	7470	91.1	127
1993-94	82	1598-3873	413	784-1076	729	981	1369	1950	1950	39.0	895	1202	10	579	243	4170	83.4	110
1994-95	82	3211-7060	455	1381-1796	769	1052	2474	3426	3426	43.0	1886	1830	13	655	404	8176	98.7	131
1995-96	82	2922-6609	442	1646-2193	765	1029	2534	3563	3563	43.5	1737	1696	8	698	513	7886	96.2	129
1996-97	82	3065-6673	459	1456-1957	744	1004	2323	3327	3327	43.0	1936	1647	8	705	508	8058	96.3	129
1997-98	82	3018-6705	436	1590-2075	760	1043	2302	3493	3493	42.9	1901	1608	9	736	418	7906	97.5	134
1998-99	82	3084-6989	476	1846-2306	796	907	2483	3398	3398	41.3	1803	1777	15	716	484	8401	102.5	143
1999-00	82	3075-6493	478	1768-2372	745	948	2330	3318	3318	40.4	1689	1857	13	597	422	8362	102.0	125
2000-01	82	2953-6333	466	1699-2315	734	948	2330	3318	3318	40.5	1732	1853	13	597	421	8070	98.4	117
2001-02	82	3115-6733	463	1461-1943	752	968	2386	3364	3364	40.9	1825	1793	16	615	354	8203	100.0	135
2002-03	82	3002-6609	454	1385-1800	769	955	2441	3393	3393	41.4	1719	1582	7	530	359	7917	96.5	121
2003-04	82	3048-6623	460	1380-1852	774	839	2488	3327	3327	40.6	1751	1517	5	548	348	7857	95.8	118
2004-05	82	3009-6537	464	1197-1324	753	712	2079	2971	2971	42.3	1354	1263	11	494	313	6148	93.2	133
2005-06	82	3384-6644	464	1598-1619	715	758	2593	3351	3351	40.9	2007	1473	8	664	369	8032	96.0	126
2006-07	82	3061-6688	466	1349-1782	781	713	2565	3326	3326	40.0	2041	1577	4	680	326	8282	102.5	127
2007-08	82	3121-6699	458	1282-1638	778	715	2611	3451	3451	42.1	2100	1570	8	747	486	8409	102.5	131
2008-09	82	3168-6923	451	1484-2039	783	679	2772	3651	3651	44.3	1938	1491	5	672	397	8459	103.2	142
2009-10	82	3123-6918	458	1298-1654	785	743	2693	3436	3436	41.9	2118	1606	12	638	418	8475	103.4	126
2010-11	82	3130-7015	446	1443-1918	752	855	2825	3461	3461	46.1	2118	1932	16	675	419	8294	103.3	161
2011-12	82	3392-7524	451	1443-1918	752	855	2825	3461	3461	46.1	2118	1932	16	675	419	8294	103.3	161
2012-13	82	2923-6067	448	1237-1566	790	661	2237	2898	2898	43.3	1605	1548	14	523	341	7488	111.8	152
2013-14	82	2737-6281	468	1417-1745	812	760	2525	3285	3285	45.6	1737	1392	2	503	342	8186	113.7	158

DEFENSIVE TEAM STATS: 1968 - 2021 (three-point shot totals on p. 181)

Season	GP	FGM-FGA	Pct.	FTM-FTA	Pct.	FT	Off Reb	Def Reb	Total Reb	Reb Avg	Asst	PF	DQ	Stls	Bkls	Pts	Avg	High Game
1968-69	82	3605-7644	460	1913-2785	687	—	—	—	4599	56.1	2069	2082	28	—	—	9123	111.3	142
1969-70	82	3817-7909	483	2012-2669	754	—	—	—	4210	51.3	2142	2016	29	—	—	9646	117.6	155
1970-71	82	3614-7779	465	2120-2975	713	—	—	—	4472	54.8	1906	1958	23	—	—	9348	114.0	139
1971-72	82	3482-7570	460	2018-2725	741	—	—	—	4080	49.8	1897	1967	14	—	—	8982	108.5	140
1972-73	82	3700-8033	461	1819-2482	733	—	—	—	4174	50.9	2074	1916	30	—	—	9219	112.6	138
1973-74	82	3602-7744	465	1703-2264	752	1240	2712	3952	3952	48.2	1993	2073	33	758	332	8907	108.6	145
1974-75	82	3424-7824	438	1772-2435	728	1441	2853	4094	4094	49.9	1878	1964	33	744	227	8620	105.1	135
1975-76	82	3301-7338	450	1609-2457	733	1225	2543	3766	3766	45.9	1666	1983	39	790	277	8411	102.6	126
1976-77	82	3279-7176	449	1636-2451	749	1244	2512	3766	3766	45.9	1666	1983	39	790	277	8394	102.4	125
1977-78	82	3585-7533	490	1636-2451	749	1380	2539	3991	3991	47.9	1882	2302	61	916	508	8006	103.7	134
1978-79	82	3299-7021	463	2039-2645	766	1296	2483	3779	3779	46.4	1913	2293	42	902	539	8570	104.1	143
1979-80	82	3291-6916	476	2012-2690	777	1201	2400	3420	3420	41.7	2046	2278	54	749	469	8673	104.9	132
1980-81	82	3210-6776	476	1835-2387	768	1135	2368	3593	3593	42.7	1845	2268	29	608	485	8283		

ATTENDANCE TOTALS: 1977-2021

Season	GP	Home Total	Avg	GP	Road Total	Avg	GP	Overall Total	Avg
1977-78	41	304,050	7,416	41	387,942	9,462	82	691,992	8,439
1978-79	41	323,064	8,026	41	411,836	10,040	82	740,700	9,033
1979-80	41	449,843	10,972	41	424,419	10,352	82	874,262	10,662
1980-81	41	362,702	8,892	41	358,884	8,753	82	721,586	8,800
1981-82	41	309,899	7,534	41	394,570	9,624	82	703,469	8,579
1982-83	41	292,680	7,139	41	445,771	10,872	82	738,451	9,006
1983-84	41	292,059	7,139	41	424,276	10,348	82	716,335	8,736
1984-85	41	299,794	7,312	41	432,985	10,561	82	732,779	8,936
1985-86	41	377,678	9,212	41	495,879	12,090	82	873,557	10,650
1986-87	41	549,652	13,406	41	588,639	14,357	82	1,138,291	13,882
1987-88	41	583,073	14,221	41	637,607	15,551	82	1,220,680	14,886
1988-89	41	644,291	15,714	41	665,613	16,234	82	1,309,904	15,974
1989-90	41	573,731	13,993	41	644,023	15,708	82	1,217,754	14,851
1990-91	41	529,171	12,907	41	637,768	15,555	82	1,166,939	14,231
1991-92	41	511,903	12,485	41	638,892	15,583	82	1,150,795	14,083
1992-93	41	491,229	11,981	41	672,412	16,400	82	1,163,641	14,191
1993-94	41	546,749	13,335	41	689,558	16,818	82	1,236,307	15,077
1994-95	41	504,807	12,312	41	709,517	17,305	82	1,214,324	14,809
1995-96	41	496,679	12,114	41	714,066	17,416	82	1,210,745	14,765
1996-97	41	585,802	14,288	41	699,151	17,052	82	1,284,953	15,670
1997-98	41	715,452	17,450	41	698,945	17,047	82	1,414,397	17,249
1998-99	25	331,831	13,273	25	400,575	16,023	50	732,406	14,648
1999-00	41	601,238	14,664	41	667,967	16,292	82	1,269,205	15,478
2000-01	41	560,324	13,666	41	672,553	16,404	82	1,232,877	15,035
2001-02	41	506,110	12,344	41	668,938	16,316	82	1,175,048	14,330
2002-03	41	529,655	12,894	41	671,882	16,387	82	1,201,537	14,641
2003-04	41	565,728	13,798	41	667,598	16,283	82	1,233,326	15,041
2004-05	41	586,390	14,302	41	685,963	16,731	82	1,272,353	15,517
2005-06	41	617,942	15,072	41	699,761	17,067	82	1,317,703	16,070
2006-07	41	639,375	15,595	41	703,892	17,171	82	1,343,267	16,381
2007-08	41	667,518	16,281	41	690,997	16,854	82	1,358,515	16,567
2008-09	41	686,688	16,748	41	709,432	17,303	82	1,396,120	17,026
2009-10	41	687,375	16,764	41	700,983	17,097	82	1,388,358	16,931
2010-11	41	641,596	15,649	41	695,258	16,958	82	1,336,854	16,303
2011-12	33	501,593	15,200	33	555,071	16,820	66	1,056,664	16,010
2012-13	41	620,146	15,126	41	703,804	17,166	82	1,323,950	16,146
2013-14	41	587,927	14,340	41	708,234	17,274	82	1,296,161	15,807
2014-15	41	713,909	17,412	41	709,873	17,314	82	1,423,782	17,344
2015-16	41	690,156	16,833	41	741,886	18,095	82	1,432,036	17,464
2016-17	41	654,306	15,959	41	730,479	17,817	82	1,384,785	16,888
2017-18	41	590,769	14,409	41	729,539	17,801	82	1,320,308	16,105
2018-19	41	630,440	15,377	41	729,237	17,786	82	1,359,677	16,591
2019-20	34	545,453	16,043	33	586,980	17,787	67	1,132,433	16,902
2020-21	27	59,288	2,196	14	39,006	2,786	41	62,074	2,397

LARGEST HOME CROWDS

* 62,046 - Chicago, March 27, 1998
 45,790 - Chicago, November 7, 1997
 31,620 - Boston, January 23, 1998
 * (NBA Record)

LARGEST STATE FARM ARENA CROWDS

20,425 - Boston, May 2, 2008
 20,190 - LA Lakers, March 31, 2010
 20,150 - Cleveland, December 29, 2009

LARGEST ROAD CROWDS

47,692 - at Detroit, March 30, 1988
 44,970 - at Detroit, February 21, 1987
 35,884 - at Detroit, February 12, 1987

ATTENDANCE TOTALS: 1977 - 2021

HOME ATTENDANCE TOTALS

Season	G	REGULAR SEASON		PLAYOFFS				
		Attendance	Avg	SO	Attendance	Avg	SO	
1968-69	40 (a)	178,979	4,474					
1969-70	38 (a)	197,990	5,210					
1970-71	41 (a)	245,910	5,998					
1971-72	41 (a)	230,784	5,629					
1972-73	41 (b)	304,802	7,434	0				
1973-74	41 (b)	312,128	7,613	0				
1974-75	41 (b)	205,341	5,008	0				
1975-76	41 (b)	227,815	5,556	0				
1976-77	41 (b)	214,775	5,238	2				
1977-78	41 (b)	304,050	7,416	3				
	36(b) TOT	279,709	7,770	2				
	4(c)	22,127	5,532	1				
	1(d)	2,219	2,219					
1978-79	41 (b)	329,064	8,026	2				
1979-80	41 (b)	449,843	10,972	0				
1980-81	41 (b)	362,702	8,846	6				
1981-82	41 (b)	308,899	7,534	1				
1982-83	41 (b)	292,680	7,138	1				
1983-84	41 (b)	292,059	7,139	1				
1984-85	41 (b) TOT	299,794	7,312	3				
	29(b)	252,814	6,171	2				
	12(e)	46,980	3,915	1				
1985-86	41 (b)	377,678	9,212	3				
1986-87	41 (b)	549,652	13,406	10				
1987-88	41 (b)	583,073	14,221	15				
1988-89	41 (b)	644,291	15,714	24				
1989-90	41 (b)	573,731	13,993	9				
1990-91	41 (b)	529,171	12,907	5				
1991-92	41 (b)	511,903	12,485	7				
1992-93	41 (b)	491,229	11,981	6				
1993-94	41 (b)	546,749	13,335	11				
1994-95	41 (b)	504,807	12,312	4				
1995-96	41 (b)	496,679	12,114	5				
1996-97	41 (b)	585,802	14,288	17				
1997-98	41 TOT	715,452	17,450	12				
	28 (f)	601,579	21,485	10				
	13 (a)	113,873	8,759	2				
1998-99	25 TOT	331,831	13,273	3				
	13 (f)	239,827	18,448	2				
	12 (a)	92,004	7,657	0				
1999-00	41 (f)	601,238	14,664	4				
2000-01	41 (f)	560,324	13,666	2				
2001-02	41 (f)	506,110	12,344	4				
2002-03	41 (f)	528,655	12,894	4				
2003-04	41 (f)	565,728	13,798	7				
2004-05	41 (f)	586,390	14,302	5				
2005-06	41 (f)	617,942	15,072	4				
2006-07	41 (f)	639,375	15,595	8				
2007-08	41 (f)	667,518	16,281	8				
2008-09	41 (f)	686,688	16,748	12				
2009-10	41 (f)	678,375	16,546	11				
2010-11	41 (f)	641,596	15,649	7				
2011-12	33 (f)	501,593	15,200	3				
2012-13	41 (f)	620,146	15,126	5				
2013-14	40 (f)	569,238	14,231	4				
	1 (f)	18,689	18,689	1				
2014-15	41 (f)	713,909	17,412	25				
2015-16	41 (f)	690,156	16,833	14				
2016-17	41 (f)	654,306	15,959	10				
2017-18	41 (f)	590,769	14,409	13				
2018-19	41 (f)	630,440	15,377	10				
2019-20	34 (f)	545,453	16,043	11				
2020-21	36 (f)	59,288	2,196	--				
TOTALS	2,058	24,139,076	11,759	311	109	1,701,892	15,614	73

(a) --- played in Atlanta, Alexander Memorial Coliseum
 (b) --- played in Atlanta, The Omni
 (c) --- played in Charlotte, NC
 (d) --- played in Louisville, KY
 (e) --- played in New Orleans, LA
 (f) --- played in Atlanta, The Georgia Dome
 (g) --- played in Atlanta, State Farm Arena
 (h) --- played in The O2 Arena, London, England

MISCELLANEOUS RECORDS

Season	Home		Road		Neutral		Overall	
	W-L	Pct.	W-L	Pct.	W-L	Pct.	W-L	Pct.
1968-69	28-12	.700	18-21	.461	2-1	.667	48-34	.585
1969-70	25-13	.658	18-16	.529	5-5	.500	48-34	.585
1970-71	21-20	.512	14-26	.350	1-0	1.000	36-46	.439
1971-72	22-19	.537	13-26	.333	1-1	.500	36-46	.439
1972-73	28-13	.683	17-23	.425	1-0	1.000	46-36	.561
1973-74	23-18	.561	12-25	.324	0-4	.000	35-47	.427
1974-75	22-19	.537	9-31	.225	0-1	.000	31-51	.378
1975-76	20-21	.488	9-32	.220	0-0	.000	29-53	.354
1976-77	19-22	.463	12-29	.293	0-0	.000	31-51	.378
1977-78	27-9	.750	12-29	.293	2-3	.400	41-41	.500
1978-79	27-9	.750	12-29	.293	0-0	.000	46-36	.561
1979-80	32-9	.781	18-23	.439	0-0	.000	50-32	.610
1980-81	20-21	.488	11-30	.268	0-0	.000	31-51	.378
1981-82	24-17	.585	18-23	.439	0-0	.000	42-40	.512
1982-83	26-15	.634	17-24	.415	0-0	.000	43-39	.524
1983-84	31-10	.756	9-32	.220	0-0	.000	40-42	.488
1984-85	19-22	.463	15-26	.366	0-0	.000	34-48	.415
1985-86	34-7	.829	16-25	.390	0-0	.000	50-32	.610
1986-87	35-6	.854	22-19	.537	0-0	.000	57-25	.695
1987-88	30-11	.732	20-21	.488	0-0	.000	50-32	.610
1988-89	33-8	.805	19-22	.463	0-0	.000	52-30	.634
1989-90	25-16	.610	16-25	.390	0-0	.000	41-41	.500
1990-91	29-12	.700	14-27	.341	0-0	.000	43-39	.524
1991-92	23-18	.561	15-26	.366	0-0	.000	38-4	

MISCELLANEOUS RECORDS

RECORD BY MONTHS

Season	October	November	December	January	February	March	April
1968-69	3-4	9-8	10-3	11-7	8-7	6-5	---
1969-70	4-3	12-5	10-6	6-11	8-7	---	---
1970-71	1-5	5-11	7-11	6-10	9-2	---	---
1971-72	4-6	6-7	8-9	7-9	8-6	---	---
1972-73	4-6	6-7	12-4	8-4	9-6	---	---
1973-74	6-4	6-7	7-7	4-13	5-9	---	---
1974-75	3-4	9-6	6-9	6-11	7-8	---	0-2
1975-76	1-1	9-6	6-9	6-11	5-10	---	1-6
1976-77	2-4	5-9	5-12	6-7	5-10	---	1-4
1977-78	3-1	8-6	6-11	6-9	8-7	---	4-1
1978-79	4-4	8-5	7-9	7-8	6-7	---	---
1979-80	6-5	6-6	10-4	7-8	10-4	---	---
1980-81	5-5	3-11	10-5	1-13	7-10	---	---
1981-82	0-1	6-4	4-11	7-8	12-5	---	---
1982-83	0-2	7-5	7-3	7-8	10-7	6-4	---
1983-84	1-1	7-7	8-7	8-6	7-8	5-1	---
1984-85	1-2	6-8	6-9	6-8	8-8	5-11	---
1985-86	1-2	7-9	7-4	11-4	6-7	12-5	---
1986-87	0-0	12-3	8-4	8-8	7-6	13-2	---
1987-88	0-0	7-5	13-2	9-7	8-6	7-6	---
1988-89	0-0	8-6	11-3	11-3	9-4	6-8	---
1989-90	0-0	6-6	9-5	5-9	6-9	7-4	---
1990-91	0-0	4-10	11-3	9-7	6-9	5-5	---
1991-92	0-0	6-8	8-7	8-6	6-10	6-7	---
1992-93	0-0	6-8	6-9	8-6	12-3	9-7	---
1993-94	0-0	10-4	9-3	11-4	8-5	12-4	---
1994-95	0-0	4-9	8-8	8-4	8-8	7-4	---
1995-96	0-0	9-5	9-10	11-4	9-7	6-5	---
1996-97	0-0	9-7	7-4	14-2	8-5	12-4	---
1997-98	1-0	13-2	5-8	9-8	9-5	8-3	---
1998-99	0-0	---	5-8 in May '99)	11-7	10-6	6-4	---
1999-00	0-0	---	6-9	5-8	4-13	2-9	---
2000-01	0-1	3-12	7-7	6-8	2-12	4-6	---
2001-02	0-1	6-10	7-9	4-9	9-7	5-11	---
2002-03	1-1	7-8	4-9	8-11	6-6	6-5	---
2003-04	0-2	6-10	3-12	6-9	4-7	5-11	---
2004-05	0-0	2-12	3-11	4-11	1-11	1-15	---
2005-06	0-0	2-12	3-11	4-11	1-11	1-15	---
2006-07	0-0	6-7	3-13	8-7	5-9	5-10	---
2007-08	0-0	6-9	9-4	4-11	6-8	8-8	---
2008-09	1-0	9-6	11-4	11-4	11-4	10-7	---
2009-10	2-0	10-5	9-6	9-6	7-5	9-5	---
2010-11	3-0	8-7	10-7	9-4	6-6	7-8	---
2011-12	0-0	0-0	3-1	3-1	3-1	11-8	---
2012-13	0-0	9-5	10-5	15-5	7-4	9-5	---
2013-14	0-1	9-8	9-5	2-10	8-10	6-3	---
2014-15	0-1	9-5	14-2	7-4	6-10	6-3	---
2015-16	3-0	10-7	16-5	4-4	9-7	4-3	---
2016-17	3-0	7-9	7-7	11-4	6-10	4-3	---
2017-18	1-6	3-11	6-9	5-10	4-7	2-12	---
2018-19	2-3	3-13	6-7	7-8	6-7	1-4	---
2019-20	2-3	3-13	3-11	6-8	6-7	0-0	---
2020-21	---	---	3-1	7-8	4-11	9-4	11-6

RECORD BY DIVISION

Season	East	West	Atlantic	Central	Midwest	Pacific	Record
1968-69	22-20	26-14	---	---	---	---	48-34
1969-70	24-18	24-16	---	---	---	---	48-34
1970-71	---	---	12-10	9-7	3-17	12-12	36-46
1971-72	---	---	10-10	9-9	8-12	9-15	36-46
1972-73	---	---	15-9	10-12	7-9	14-6	46-36
1973-74	---	---	7-7	13-9	3-13	12-8	35-47
1974-75	---	---	3-13	11-19	1-19	11-9	31-47
1975-76	---	---	9-11	7-19	7-9	6-14	29-53
1976-77	---	---	9-11	9-11	7-16	6-13	31-51
1977-78	---	---	12-8	8-12	10-9	11-11	41-41
1978-79	---	---	10-10	14-6	10-13	4-6	46-36
1979-80	---	---	17-13	21-9	7-5	50-32	---
1980-81	---	---	9-8	9-8	5-7	31-51	---
1981-82	---	---	14-15	15-14	8-4	5-7	42-40
1982-83	---	---	12-17	21-8	4-8	43-39	---
1983-84	---	---	16-12	16-14	6-6	40-42	---
1984-85	---	---	10-18	15-15	2-10	7-5	34-48
1985-86	---	---	14-14	21-9	6-6	9-3	50-32
1986-87	---	---	20-7	18-13	11-10	8-4	57-25
1987-88	---	---	19-10	16-3	8-4	7-5	44-38
1988-89	---	---	18-8	19-10	5-7	10-5	52-30
1989-90	---	---	12-12	15-15	8-6	6-8	41-41
1990-91	---	---	15-9	11-19	4-3	43-39	---
1991-92	---	---	16-12	7-21	9-3	6-8	38-44
1992-93	---	---	14-14	12-16	10-2	7-7	43-39
1993-94	---	---	21-7	21-7	8-4	7-7	57-25
1994-95	---	---	19-9	19-9	4-7	7-7	42-40
1995-96	---	---	17-9	15-13	7-7	7-7	46-36
1996-97	---	---	19-9	15-11	11-3	11-3	56-26
1997-98	---	---	15-11	15-9	8-6	8-6	50-32
1998-99	---	---	12-9	15-9	2-1	2-0	31-19
1999-00	---	---	10-17	10-17	4-10	4-10	28-54
2000-01	---	---	8-19	8-19	2-12	7-7	25-57
2001-02	---	---	11-17	10-16	11-17	8-8	33-49
2002-03	---	---	10-16	14-14	6-8	5-9	35-47
2003-04	---	---	9-17	10-18	6-8	3-11	28-54
	Atlantic	Central	Southeast	Southwest	Northwest	Pacific	Record
2004-05	4-15	2-16	2-13	3-7	1-9	1-9	13-69
2005-06	7-11	7-11	5-11	3-7	2-8	2-8	26-56
2006-07	8-10	4-14	5-11	3-7	4-6	6-4	30-52
2007-08	9-9	6-8	9-7	3-7	5-5	3-7	37-45
2008-09	6-12	13-5	7-3	5-5	7-3	5-5	47-35
2009-10	13-5	11-7	8-8	7-3	7-3	7-3	53-29
2010-11	10-8	12-6	9-7	7-3	6-4	6-4	44-38
2011-12	9-8	11-3	9-7	2-3	4-2	6-4	40-26
2012-13	7-11	11-7	11-5	4-6	6-4	5-5	44-38
2013-14	10-8	10-8	8-8	4-6	6-4	4-6	38-44
2014-15	12-4	12-4	6-4	6-4	6-2	6-2	44-38
2015-16	11-7	10-8	8-8	8-2	6-4	5-5	48-34
2016-17	13-5	11-7	6-10	7-3	4-6	4-6	43-39
2017-18	4-11	5-11	3-12	5-11	2-8	2-8	24-58
2018-19	4-14	6-12	6-10	4-6	9-5	4-6	29-53
2019-20	3-13	2-12	6-7	3-5	3-5	3-5	20-47
2020-21	7-8	8-7	9-3	6-4	5-5	6-4	41-31

MISCELLANEOUS RECORDS

HAWKS WINNING STREAKS

Year	WINNING STREAKS			LOSING STREAKS		
	Home	Away	Overall	Home	Away	Overall
1968-69	6	7	12	2	6	4
1969-70	6	4	9	2	5	6
1970-71	5	4	6	4	10	6
1971-72	6	6	6	4	4	6
1972-73	7	3	6	3	4	6
1973-74	4	3	3	3	8	3
1974-75	4	3	2	5	8	4
1975-76	4	3	2	10	22	16
1976-77	4	4	3	7	7	9
1977-78	5	3	7	2	6	5
1978-79	16	3	9	2	6	8
1979-80	7	5	7	2	4	5
1980-81	6	4	6	9	12	10
1981-82	9	4	5	2	7	8
1982-83	8	3	6	3	5	8
1983-84	11	2	4	3	10	7
1984-85	4	2	6	6	5	6
1985-86	13	4	1	1	6	3
1986-87	11	9	11	1	7	6
1987-88	15	7	4	4	4	4
1988-89	8	2	9	2	4	3
1989-90	8	7	7	4	6	6
1990-91	22	6	6	4	8	9
1991-92	7	6	4	4	4	4
1992-93	10	2	6	7	4	4
1993-94	9	7	14	2	4	4
1994-95	5	3	4	4	4	4
1995-96	9	4	10	5	4	5
1996-97	20	4	10	4	4	4
1997-98	7	4	11	3	5	7
1998-99	4	4	7	4	3	4
1999-00	5	5	5	3	14	9
2000-01	5	6	4	3	14	10
2001-02	3	4	3	4	7	6
2002-03	5	1	4	4	13	7
2003-04	2	2	3	4	9	6
2004-05	2	1	3	4	13	9
2005-06	4	2	4	11	23	14
2006-07	6	3	5	6	11	9
2007-08	6	5	10	6	13	13
2008-09	8	4	5	9	6	6
2009-10	12	7	7	2	5	4
2010-11	6	6	6	4	6	6
2011-12	6	4	4	3	4	4
2012-13	5	5	6	3	6	4
2013-14	5	3	6	3	10	8
2014-15	12	12	19	1	3	3
2015-16	4	5	7	4	5	7
2016-17	3	3	2	4	10	8
2017-18	2	3	3	4	7	10
2018-19	3	1	2	4	5	8
2019-20	3	1	2	4	7	10
2020-21	11	5	8	4	5	4

HAWKS RECORD AT THE ALL-STAR BREAK

Year	W-L before All-Star Game	W-L after All-Star Game	Final Record	Year	W-L before All-Star Game	W-L after All-Star Game	Final Record
1968-69	27-17	21-17	48-34	1994-95	22-26	20-14	42-40
1969-70	31-21	17-13	48-34	1995-96	26-21	20-15	46-36
1970-71	14-32	22-14	36-46	1996-97	31-15	25-11	56-26
1971-72	17-30	19-16	36-46	1997-98	29-20	21-12	50-32
1972-73	27-24	19-12	46-46	1998-99	-	-	31-19
1973-74	21-24	14-23	35-47	1999-00	19-28	9-26	28-54
1974-75	17-26	14-25	31-51	2000-01	16-33	9-24	25-57
1975-76	24-25	5-28	29-53	2001-02	16-33	1	33-49
1976-77	22-34	9-17	31-51	2002-03	19-30	16-17	35-47
1977-78	24-27	17-14	41-41	2003-04	18-35	10-19	28-54
1978-79	28-25	18-11	46-36				

MISCELLANEOUS RECORDS

HAWKS ALL-TIME TRIPLE DOUBLES (REGULAR SEASON ONLY)

Player	Date and Opponent	Stats	Player	Date and Opponent	Stats
Bill Bridges	12/21/68 vs. DET	12 p/25 r/12 a		3/5/95 at ORL	15 p/11 r/14 a
	11/29/69 vs. CIN	19 p/28 r/11 a		3/17/98 at TOR	10 p/11 r/12 a
	12/12/69 vs. LAL	13 p/10 r/11 a		4/14/98 vs. PHI	14 p/11 a/10 s
	2/2/70 vs. DET	13 p/17 r/12 a		5/2/99 at CLE	19 p/11 r/10 a
	2/21/70 at NYK	20 p/17 r/10 a	Dikembe Mutombo	2/15/00 vs. NJN	21 p/13 r/11 b
Wait Bellamy	3/20/70 vs. NYK	11 p/12 r/10 a	Toni Kukoc	3/13/01 vs. VAN	20 p/10 r/11 a
	11/1/70 at CLE	10 p/14 r/11 a		3/17/01 vs. DET	29 p/10 r/10 a
Herm Gilliam	2/5/74 vs. CAP	34 p/13 r/13 a	Jason Terry	2/28/03 at CHI	23 p/10 r/13 a
Steve Hawes	11/9/78 vs. SD	12 p/10 r/10 a	Bob Sura	4/9/04 at CHI	12 p/11 r/12 a
Tree Rollins	2/21/79 vs. POR	11 p/13 r/12 b		4/10/04 vs. BOS	15 p/10 r/11 a
	11/27/82 vs. IND	10 p/15 r/11 b	Joe Johnson	2/1/06 at CHA	15 p/10 r/11 a
	12/21/82 at CHI	14 p/15 r/10 b		12/23/08 vs. OKC	20 p/11 r/11 a
	11/4/83 vs. CHI	15 p/11 r/10 b		1/23/08 at DEN	22 p/12 r/10 a
Dan Roundfield	4/8/83 vs. CHI	11 p/10 r/11 a	Josh Smith	2/5/10 vs. CHI	18 p/14 r/10 a
Doc Rivers	12/29/87 at CHI	29 p/14 r/12 a		11/28/10 at TOR	12 p/13 r/10 a
	1/19/88 vs. CHI	19 p/10 r/10 a	Paul Millsap	3/18/14 vs. TOR	19 p/13 r/10 a
	2/27/88 vs. POR	21 p/10 r/14 a	Al Horford	1/13/15 at PHI	21 p/10 r/10 a
	4/19/89 at MIL	20 p/12 r/10 a	Trae Young	3/9/18 vs. BKN	23 p/10 r/11 a
Mookie Blaylock	11/27/93 vs. PHI	15 p/10 r/10 a		11/23/19 vs. TOR	30 p/10 r/10 a
	3/26/94 vs. MIA	17 p/11 r/14 a		1/8/20 vs. HOU	42 p/13 r/10 a
	11/18/94 vs. MIL	17 p/10 r/12 a	Clint Capela	1/22/21 at MIN	13 p/19 r/10 b

HAWKS THREE-POINT FG PERCENTAGE

Year	Hawks 3-Pt %	Opponents 3-Pt %	Year	Hawks 3-Pt %	Opponents 3-Pt %
2020-21	.373 (894-2402)	.349 (858-2460)	1999-00	.317 (258-814)	.367 (373-1015)
2019-20	.333 (805-2416)	.363 (797-2194)	1998-99	.306 (197-644)	.300 (190-634)
2018-19	.352 (1067-3034)	.359 (1013-2820)	1997-98	.332 (337-1016)	.342 (348-1017)
2017-18	.360 (917-2544)	.377 (949-2519)	1996-97	.359 (659-1834)	.347 (485-1399)
2016-17	.341 (729-2137)	.357 (893-2502)	1995-96	.355 (666-1935)	.360 (479-1329)
2015-16	.350 (815-2326)	.338 (679-2085)	1994-95	.341 (639-1830)	.347 (420-1212)
2014-15	.380 (818-2152)	.341 (720-2112)	1993-94	.323 (268-830)	.315 (275-872)
2013-14	.363 (768-2116)	.365 (654-1793)	1992-93	.355 (832-1076)	.337 (281-833)
2012-13	.371 (706-1901)	.379 (620-1635)	1991-92	.313 (210-671)	.343 (251-732)
2011-12	.370 (492-1330)	.344 (391-1137)	1990-91	.324 (271-836)	.349 (217-621)
2010-11	.352 (502-1427)	.338 (459-1358)	1989-90	.302 (124-411)	.340 (181-533)
2009-10	.360 (524-1455)	.345 (480-1392)	1988-89	.277 (110-397)	.288 (147-511)
2008-09	.366 (597-1633)	.353 (528-1496)	1987-88	.301 (85-282)	.335 (136-406)
2007-08	.356 (384-1078)	.362 (512-1413)	1986-87	.318 (135-425)	.300 (128-426)
2006-07	.329 (341-1038)	.376 (465-1236)	1985-86	.199 (33-166)	.307 (87-283)
2005-06	.367 (424-1154)	.368 (444-1205)	1984-85	.311 (73-235)	.217 (46-212)
2004-05	.312 (304-973)	.379 (467-1232)	1983-84	.217 (23-106)	.211 (39-185)
2003-04	.335 (419-1249)	.358 (482-1345)	1982-83	.277 (45-188)	.235 (39-186)
2002-03	.352 (402-1141)	.359 (446-1243)	1981-82	.219 (28-128)	.247 (46-186)
2001-02	.354 (423-1194)	.355 (472-1329)	1980-81	.122 (10-82)	.211 (32-152)
2000-01	.357 (333-933)	.367 (396-1080)	1979-80	.173 (13-75)	.251 (46-183)



MISCELLANEOUS RECORDS

HAWKS OPENING GAME RESULTS

HOME

Season	Opponent	Date	Result	Score	Attendance
1968-69	Cincinnati	10-15-68	lost	125-110	5,606
1969-70	Seattle	10-15-69	WON	124-119	3,718
1970-71	Milwaukee	10-17-70	lost	107-98	1,937
1971-72	Philadelphia	10-16-71	lost	104-102	5,806
1972-73	New York	10-15-72	WON	109-101	13,867
1973-74	Capital	10-09-73	lost	120-114	7,503
1974-75	Houston	10-19-74	WON	118-112	4,427
1975-76	New Orleans	10-23-75	WON	109-91	5,579
1976-77	Houston	10-12-76	lost	120-104	4,083
1977-78	Cleveland	10-22-77	WON	107-101	7,894
1978-79	Detroit	10-14-78	WON	122-114	10,249
1979-80	New York	10-12-79	WON	121-104	9,428
1980-81	Chicago	11-01-80	WON	101-93	11,275
1981-82	Philadelphia	10-31-81	lost	108-106	9,824
1982-83	Boston	10-30-82	lost	100-910	10,129
1983-84	Detroit	10-29-83	WON	117-115	9,677
1984-85	Philadelphia	10-27-84	lost	111-108	13,964
1985-86	Washington	10-25-85	lost	112-107	10,129
1986-87	New Jersey	11-01-86	WON	131-111	13,776
1987-88	Washington	11-06-87	WON	114-97	16,064
1988-89	Indiana	11-08-88	WON	112-107	18,371
1989-90	Indiana	11-03-89	lost	126-103	15,306
1990-91	Orlando	11-02-90	WON	115-111	13,593
1991-92	Detroit	11-02-91	lost	89-87	16,435
1992-93	New York	11-02-92	lost	106-94	16,889
1993-94	Indiana	11-05-93	WON	116-110	12,032
1994-95	Indiana	11-04-94	lost	94-92	12,526
1995-96	Indiana	11-02-96	lost	98-91	12,788
1996-97	Detroit	11-02-96	lost	90-78	16,378
1997-98	Toronto	11-01-97	WON	90-85	8,539
1998-99	Cleveland	11-01-98	WON	108-86	18,806
1999-00	Milwaukee	11-04-99	lost	119-109	18,514
2000-01	Charlotte	10-31-00	lost	106-82	18,465
2001-02	Washington	11-01-01	lost	98-88	20,073
2002-03	Utah	11-01-02	WON	105-98	14,155
2003-04	Indiana	11-01-03	103-99 †	18,818	
2004-05	Cleveland	11-04-04	lost	103-79	18,228
2005-06	LA Lakers	11-08-05	Oklost	103-97	18,523
2006-07	New York	11-03-06	WON	102-92	19,604
2007-08	Dallas	11-02-07	WON	102-94	18,371
2008-09	Philadelphia	11-01-08	WON	95-88	19,681
2009-10	Indiana	10-28-09	WON	120-109	17,998
2010-11	Washington	10-27-10	WON	115-103	18,729
2011-12	Washington	12-28-11	WON	101-80	18,503
2012-13	Houston	11-02-12	lost	109-102	18,238
2013-14	Toronto	11-01-13	WON	102-95	18,118
2014-15	Indiana	11-01-14	WON	101-92	19,118
2015-16	Detroit	10-27-15	lost	106-94	19,187
2016-17	Washington	10-27-16	WON	114-99	19,049
2017-18	Denver	10-27-17	WON	105-100	18,208
2018-19	Dallas	10-24-18	WON	111-104	18,705
2019-20	Orlando	10-26-19	WON	103-99	17,078
2020-21	Chicago	12-28-20	WON	128-120	--
53 Year Totals	31-22				

ROAD

Season	Opponent	Date	Result	Score	Attendance
1968-69	Seattle	10-25-68	lost	123-112	4,689
1969-70	Boston	10-24-69	WON	122-110	6,605
1970-71	Detroit	10-22-70	lost	120-101	10,460
1971-72	Cincinnati	10-21-71	lost	121-113	5,124
1972-73	Buffalo	10-10-72	WON	120-109	7,634
1973-74	Detroit	10-12-73	lost	122-105	5,020
1974-75	Chicago	10-18-74	lost	125-115	11,257
1975-76	Los Angeles	11-02-75	lost	116-113†	11,257
1976-77	Los Angeles	10-29-76	lost	118-101	9,752
1977-78	Boston	10-25-77	lost	110-103	8,580
1978-79	Indiana	10-13-78	lost	117-104	9,476
1979-80	Indiana	10-13-79	lost	115-101	10,904
1980-81	Detroit	10-18-80	WON	125-123†	4,036
1981-82	Chicago	11-05-81	lost	104-96	11,117
1982-83	Detroit	10-29-82	lost	94-86	15,282
1983-84	New Jersey	10-28-83	lost	126-108	10,173
1984-85	New Jersey	10-26-84	WON	119-104	10,061
1985-86	Milwaukee	10-26-85	lost	117-91	10,237
1986-87	Philadelphia	11-02-86	WON	122-113	11,468
1987-88	New York	11-11-87	WON	94-93	12,781
1988-89	New Jersey	11-04-88	WON	113-105	14,480
1989-90	Boston	11-10-89	WON	117-106	14,890
1990-91	Sacramento	11-06-90	WON	102-85	17,014
1991-92	Charlotte	11-06-91	lost	114-104	23,698
1992-93	Chicago	11-07-92	WON	100-99	18,676
1993-94	Chicago	11-08-93	lost	106-80	18,157
1994-95	Utah	11-07-94	lost	104-86	18,661
1995-96	Utah	11-06-95	lost	105-96	18,742
1996-97	Miami	11-01-96	lost	94-81	5,173
1997-98	Orlando	10-31-97	WON	105-89	17,248
1998-99	New Jersey	2-07-99	lost	79-69	18,545
1999-00	Washington	11-02-99	lost	98-87	16,036
2000-01	New York	10-20-00	lost	94-84	18,163
2001-02	Houston	10-30-01	lost	89-84†	9,500
2002-03	New Jersey	10-30-02	lost	105-95	16,324
2003-04	New Orleans	10-29-03	lost	98-83†	15,242
2004-05	Phoenix	11-03-04	lost	112-82	18,422
2005-06	Golden State	11-02-05	lost	122-97	18,629
2006-07	Philadelphia	11-01-06	lost	88-75	17,119
2007-08	Detroit	11-04-07	lost	92-91	22,076
2008-09	Orlando	10-29-08	WON	99-85	17,461
2009-10	LA Lakers	11-01-09	lost	118-110	18,597
2010-11	Memphis	10-27-10	WON	119-104	17,510
2011-12	New Jersey	12-27-11	WON	106-70	18,711
2012-13	Oklahoma City	11-04-12	WON	104-95	18,003
2013-14	Dallas	10-30-13	lost	118-109	19,834
2014-15	Toronto	10-29-14	lost	109-102	19,800
2015-16	New York	10-29-15	WON	112-101	19,812
2016-17	Philadelphia	10-29-16	lost	104-72	16,312
2017-18	Dallas	10-18-17	WON	117-111</	

MISCELLANEOUS NUMBERS

HAWKS OVERTIME GAMES

Season	Home	Road	Total	Pct.	Season	Home	Road	Total	Pct.
1968-69	2-0	0-0	2-0	1.000	1995-96	1-0	1-0	2-0	1.000
1969-70	0-0	4-0	4-0	1.000	1996-97	4-0	1-0	5-0	1.000
1970-71	1-0	1-1	2-1	.667	1997-98	2-1	3-1	5-2	.714
1971-72	0-2	0-0	0-2	.000	1998-99	1-2	0-0	1-2	.333
1972-73	2-1	2-1	4-2	.667	1999-00	2-0	0-3	2-3	.400
1973-74	1-1	0-1	1-2	.333	2000-01	0-2	0-0	0-2	.000
1974-75	1-1	0-2	1-3	.250	2001-02	1-0	0-2	1-2	.333
1975-76	1-1	0-3	1-4	.200	2002-03	2-1	1-3	3-4	.429
1976-77	1-0	0-0	1-0	1.000	2003-04	0-4	0-2	0-6	.000
1977-78	3-0	1-1	4-1	.800	2004-05	0-4	2-1	2-5	.286
1978-79	3-1	1-1	4-2	.667	2005-06	3-1	2-1	5-2	.714
1979-80	2-1	1-0	3-1	.750	2006-07	1-4	2-1	3-5	.375
1980-81	1-3	1-3	2-6	.250	2007-08	2-3	0-1	2-4	.333
1981-82	1-1	2-1	3-2	.600	2008-09	0-0	0-1	0-1	.000
1982-83	1-1	0-1	1-2	.333	2009-10	4-1	0-2	4-3	.571
1983-84	2-1	0-1	2-2	.500	2010-11	0-0	1-1	1-1	.500
1984-85	0-1	2-2	2-3	.400	2011-12	2-1	3-2	5-3	.625
1985-86	1-1	1-2	2-3	.400	2012-13	3-0	1-1	4-1	.800
1986-87	1-0	1-0	2-0	1.000	2013-14	3-0	1-1	4-1	.800
1987-88	1-1	2-0	3-1	.750	2014-15	0-0	0-1	0-1	.000
1988-89	1-0	1-3	2-3	.400	2015-16	0-3	0-2	0-5	.000
1989-90	0-0	1-1	1-1	.500	2016-17	4-0	1-0	5-0	1.000
1990-91	1-1	0-0	1-1	.500	2017-18	0-0	0-1	0-1	.000
1991-92	2-3	0-3	2-6	.250	2018-19	2-1	1-0	3-1	.750
1992-93	3-1	1-0	4-1	.800	2019-20	2-1	0-3	2-4	.333
1993-94	1-1	0-1	1-2	.333	2020-21	1-1	1-1	2-2	.500
1994-95	2-2	2-1	4-3	.571	TOTALS	75-55	45-60	120-115	.511

Team	Site	Hawks	Opp.	W-L
BOSTON (4-8)				
3-08-13	BOS	102	107	L
1-25-13 (2OT)	ATL	123	111	W
4-11-12	BOS	86	88	L
11-22-02 (2OT)	BOS	98	105	L
3-27-01	ATL	112	115	L
11-23-92	BOS	101	97	W
2-03-87	ATL	126	123	W
1-18-86	ATL	122	125	L
12-18-82	ATL	103	107	L
12-14-74	ATL	90	92	L
2-26-71	BOS	129	136	L
2-14-69	ATL	104	101	W
CHARLOTTE HORNETS/BOBCATS (4-3)				
3-09-20 (2OT)	ATL	143	138	W
11-7-14	CHAR	119	122	L
12-28-13	ATL	118	116	W
1-06-12	CHAR	102	96	W
3-19-10	ATL	93	92	W
2-13-08	CHAR	98	100	L
4-11-05	ATL	105	110	L
CHICAGO (4-9)				
3-01-19	ATL	161	168	L
12-19-09	CHI	98	101	L
12-16-06	ATL	104	106	L
11-18-88	CHI	112	115	L
12-20-84 (2OT)	NO	129	132	L
12-21-82 (2OT)	CHI	116	124	L
2-26-82	ATL	110	116	L
1-31-78	CHI	103	106	L
12-21-75	ATL	97	90	W
10-18-74	CHI	115	120	L
12-07-72	CHI	94	89	W
3-19-71	ATL	112	111	W
11-06-69	CHI	142	137	W
CLEVELAND (11-7)				
4-09-17	ATL	126	125	W
4-01-16	ATL	108	110	L
12-26-13 (2OT)	CLE	127	125	W
3-21-12	ATL	103	102	W
11-07-06	CLE	104	95	W
1-25-03	CLE	102	101	W
4-13-02 (2OT)	ATL	128	123	W
11-08-97	CLE	99	97	W
4-13-93	ATL	109	112	L
11-17-89 (2OT)	CLE	125	131	L
3-23-85	CLE	91	86	W
12-09-81	CLE	108	112	L
11-24-81	ATL	94	92	W
1-09-81	ATL	107	108	L
2-29-80	ATL	111	102	W
1-07-75	ATL	113	112	W
2-23-75	CLE	105	111	L
2-08-73	ATL	132	136	L

Team	Site	Hawks	Opp.	W-L
DALLAS (0-2)				
2-26-10	ATL	103	111	L
11-08-84	DAL	105	112	L
DENVER (2-1)				
3-13-12	DEN	117	118	L
12-18-05	ATL	110	107	W
12-11-92	ATL	112	107	W
DETROIT (6-8)				
1-20-21	ATL	123	115	W
12-26-12 (2OT)	ATL	126	119	W
1-27-12	DET	107	101	W
3-14-05	ATL	108	114	L
3-26-03	DET	99	102	L
4-14-01	ATL	124	129	L
12-30-99	DET	105	106	L
11-09-88	DET	95	101	L
2-02-85	DET	112	110	L
11-27-81	DET	114	112	W
10-18-80	DET	125	123	W
11-24-78	DET	117	119	L
1-16-73	ATL	130	129	W
11-21-72	DET	110	113	L
GOLDEN STATE (4-2)				
3-01-16	GS	105	109	L
3-23-92	ATL	126	125	W
3-17-89	GS	118	127	L
2-10-80	GS	98	96	W
1-31-80	ATL	111	107	W
11-19-75	ATL	104	98	W
HOUSTON (1-3)				
2-22-04 (3OT)	HOU	121	123	L
10-30-01	HOU	84	89	L
4-07-89	ATL	120	112	W
12-15-71	ATL	115	117	L
INDIANA (2-8)				
11-29-19	IND	104	105	L
2-24-06	IND	117	112	W
12-14-04	ATL	97	108	L
11-01-03	ATL	99	103	L
2-14-03	IND	97	98	L
4-30-99	ATL	90	92	L
4-09-98	ATL	102	105	L
3-06-92	ATL	113	115	L
1-31-92	IND	106	115	L
3-16-90	IND	106	104	W
KANSAS CITY / CINCINNATI / SACRAMENTO (2-1)				
3-07-79	ATL	122	120	W
3-14-76	KC	113	114	L
2-18-70	MEM	139	125	W

MISCELLANEOUS NUMBERS

HAWKS OVERTIME GAMES, CONT.

Team	Site	Hawks	Opp.	W-L	Team	Site	Hawks	Opp.	W-L
LOS ANGELES LAKERS (1-2)					ORLANDO (4-4)				
2-19-88	ATL	119	125	L	12-06-17	ORL	106	110	L
11-02-75	LA	113	116	L	2-08-16	ATL	110	117	L
12-01-72	LA	114	109	W	2-10-12	ORL	89	87	W
MEMPHIS/VANCOUVER (0-2)					3-19-06	ATL	110	107	W
3-29-04 (2OT)	ATL	133	136	L	2-19-99	ATL	94	99	L
11-10-99	VAN	97	102	L	3-17-97	ATL	112	107	W
MIAMI (3-4)					1-09-97	ORL	97	92	W
12-10-19	MIA	121	135	L	3-05-95	ORL	111	113	L
12-23-12	MIA	119	121	L	PHILADELPHIA (6-5)				
1-05-12 (3OT)	ATL	109	116	L	4-08-07	PHIL	104	109	L
1-18-11	MIA	89	89	W	4-06-04	ATL	100	103	L
12-19-07	ATL	114	111	W	3-27-99	ATL	103	99	W
11-18-06	ATL	88	93	L	1-29-98	ATL	109	99	W
11-29-02	ATL	100	94	W	3-12-91	ATL	129	133	L
MILWAUKEE (4-9)					4-15-88	PHIL	103	101	W
3-31-19	ATL	136	135	W	3-05-86	PHIL	114	122	L
1-15-16	MIL	101	108	L	11-02-85	ATL	114	113	W
2-20-16 (2OT)	ATL	109	117	L	12-02-80	ATL	112	108	W
2-28-10	ATL	106	102	W	3-11-80	ATL	97	102	L
12-26-97	MIL	94	99	L	3-31-78	ATL	111	110	W
11-19-94	ATL	93	97	L	PHOENIX (3-1)				
3-01-92	MIL	106	109	L	1-07-97	ATL	105	103	W
2-07-85	MIL	94	91	W	2-04-89	PHO	118	116	W
3-06-84	ATL	104	109	L	12-18-77	ATL	134	129	W
3-29-81	ATL	128	132	L	2-16-74	PHO	123	124	L
11-28-80	MIL	108	113	L	PORTLAND (3-5)				
1-10-79 (2OT)	MIL	117	113	W	11-10-19	POR	113	124	L
3-30-76	MIL	126	130	L	2-13-17	POR	109	104	W
MINNESOTA (5-1)					11-16-09	ATL	99	95	W
2-27-19	ATL	131	123	W	1-21-08	ATL	109	111	L
12-28-18	MIN	123	120	W	3-23-07	ATL	100	102	L
4-04-00	MIN	76	86	L	1-22-03	ATL	110	112	L
12-13-94	ATL	85	83	W	3-29-93	ATL	127	118	W
12-28-91	ATL	125	122	W	12-20-80	POR	119	122	L
1-05-91	ATL	117	112	W	SAN ANTONIO (6-1)				
NEW JERSEY/BROOKLYN (6-6)					4-01-21 (2OT)	SA	134	129	W
1-27-21	ATL	128	132	L	1-01-17	ATL	114	112	W
11-23-10	NJ	101	107	L	3-21-10	ATL	119	114	W
1-02-09	NJ	91	93	L	1-11-97	ATL	87	82	W
2-04-07	NJ	101	99	W	12-29-94	ATL	127	121	W
2-27-06	ATL	104	102	W	3-10-87	SA	113	106	W
4-18-00 (2OT)	ATL	111	109	W	3-20-84	SA	132	135	L
12-06-94	NJ	94	91	W	SAN DIEGO / BUFFALO / LA CLIPPERS (0-3)				
1-21-94	ATL	111	113	L	3-18-14	LAC	107	111	L
4-19-88	NJ	119	109	W	12-11-73	ATL	127	132	L
3-26-85	NO	108	109	L	11-05-71	ATL	117	122	L
11-04-78	ATL	117	118	L	TORONTO (6-3)				
10-26-77	NJ	113	110	W	3-18-14	ATL	118	113	W
NEW ORLEANS/CHARLOTTE (0-1)					4-02-08	ATL	127	120	W
10-29-03	NO	83	88	L	3-01-06	TOR	113	111	W
NEW YORK (12-9)					4-8-05	TOR	101	109	L
4-21-21	NY	127	137	L	3-11-05	TOR	116	112	W
3-11-20	ATL	131	136	L	11-26-04	ATL	97	99	L
2-9-20 (2OT)	ATL	140	135	W	1-11-02	TOR	91	94	L
1-29-17 (4OT)	ATL	142	139	W					

ALL-TIME ROSTER: 1968 - 2021

YEAR	GP	MINS	FGM	FGA	FG%	FTM	FTA	FT%	OR	DR	TR	AST	PF-D	STL	BS	PTS	PPG
SHARFEF ABDUR-BAHIM																	
2001-02	77	2980	598	1297	46.1%	419	527	79.5%	198	498	696	239	214-2	98	81	1638	20.5
2002-03	81	3087	566	1183	47.8%	455	541	84.1%	175	502	677	242	240-2	87	38	1609	19.9
2003-04	83	1956	537	1056	50.8%	441	524	84.2%	141	354	495	177	147-1	68	19	1481	17.9
3 Years	241	8023	1547	3270	47.3%	1168	1398	83.5%	514	1354	1868	606	601-3	229	138	4809	20.4
DON ADAMS																	
1971-73	70	2030	307	779	39.4%	204	273	74.5%	—	—	494	137	259-5	—	—	818	11.8
1972-73	4	76	18	47	38.3%	13	17	76.5%	—	—	—	—	—	—	—	84	21.0
2 Years	74	2106	315	817	38.6%	211	281	75.1%	—	—	516	142	270-5	—	—	841	11.4
JAYLEN ADAMS																	
2018-19	34	428	38	110	34.5%	7	9	77.8%	11	49	60	65	45-10	14	5	108	3.2
DEBRICK ALSTON																	
1986-87	2	11	0	0	0.0%	0	0	0.0%	0	0	0	0	0-0	0	0	0	0.0
GREG "Cadillac" ANDERSON																	
1994-95	51	822	57	104	54.8%	34	71	47.9%	62	126	188	17	103-0	23	29	148	2.9
1997-98	101	1920	93	183	51.3%	56	112	50.0%	101	205	306	15	82-0	19	30	238	2.3
2 Years	152	2742	150	287	52.3%	90	183	49.4%	163	231	394	32	185-0	42	59	386	2.5
JUSTIN ANDERSON																	
2018-19	48	463	64	157	40.8%	26	35	74.3%	24	60	84	23	48-10	22	13	178	3.7
KENNY ANDERSON																	
2004-05	39	717	81	190	42.6%	27	37	73.0%	23	60	83	98	81-1	33	0	195	5.0
PERO ANTIC																	
2012-13	80	925	122	284	43.0%	58	126	45.9%	57	152	209	38	136-0	19	14	326	4.0
2013-14	113	1057	128	294	43.5%	63	137	45.9%	55	137	192	38	136-0	19	14	326	4.0
2 Years	193	1982	250	578	43.2%	121	263	45.9%	112	289	391	76	272-0	37	28	652	6.3
HILTON ARMSTRONG																	
2010-11	12	76	6	12	50.0%	2	10	20.0%	3	14	17	4	9-0	3	5	15	1.3
STACEY AUGMON																	
1991-92	82	2505	440	1027	42.8%	213	277	76.9%	191	229	420	201	161-0	124	27	1051	12.7
1992-93	73	2112	397	792	50.1%	227	307	73.9%	141	146	287	171	141-1	91	18	1021	14.0
1993-94	79	2262	423	937	45.1%	252	326	77.3%	159	219	378	197	163-0	100	47	1053	13.9
1994-95	76	2362	397	870	45.6%	252	326	77.3%	159	219	378	197	163-0	100	47	1053	13.9
1995-96	39	1176	205	416	49.3%	127	171	74.3%	80	94	174	82	83-2	57	16	536	13.7
5 Years	369	11678	678	1468	46.2%	1716	2207	77.6%	1004	1167	2000	597	483-2	370	168	5336	14.7
GUSTAVO AYON																	
2013-14	26	429	52	102	51.0%	8	20	40.0%	42	83	125	28	47-10	25	10	112	4.3
LUKE BABBITT																	
2017-18	37	570	80	168	47.6%	17	22	77.3%	5	76	81	26	47-0	7	5	226	6.1
JOHN BAGLEY																	
1993-94	3	13	0	2	0.0%	2	2	100.0%	0	1	1	3	2-0	0	0	2	0.7
TOM BARKER																	
1979-77	59	1354	182	436	41.7%	112	126	88.3%	111	290	401	60	223-11	33	41	478	8.1
DREW BARRY																	
1997-98	27	256	18	38	47.4%	11	13	84.6%	4	9	13	4	28-10	1	0	39	2.1
1999-00	8	74	2	4	50.0%	1	1	100.0%	0	3	3	1	3-0	0	0	3	0.8
2 Years	35	330	20	42	47.6%	12	14	85.7%	4	12	16	5	31-10	1	0	42	2.4
JON BARRY																	
1996-97	58	965	100	246	40.7%	37	46	80.4%	26	73	99	115	56-0	55	3	285	4.9
2004-05	19	1240	131	325	40.3%	19	33	57.6%	30	90	120	28	69-0	69	5	388	5.0
2 Years	77	2205	131	571	40.3%	56	79	70.9%	56	163	219	53	125-0	124	8	673	8.8
ESTERAN BATISTA																	
2006-06	57	495	34	80	42.5%	33	53	62.3%	61	83	144	7	111-2	15	11	101	1.8
2007-07	81	611	46	116	39.7%	27	44	61.4%	4	4	8	11	124-2	18	11	121	1.7
2 Years	138	1106	80	196	40.8%	60	97	61.7%	65	87	152	18	135-4	26	22	222	1.6
JOHN BATTLE																	
1988-88	64	639	101	222	45.5%	75	103	72.8%	12	50	62	74	80-0	23	8	277	4.3
1989-89	67	639	101	222	45.5%	75	103	72.8%	12	50	62	74	80-0	23	8	277	4.3
1990-90	67	1227	278	613	45.4%	141	188	75.0%	26	87	113	158	84-0	31	13	613	10.6
1991-91	60	1974	297	642	46.3%	102	138	73.9%	30	110	140	110	112-0	28	8	525	10.9
1992-92	60	1974	297	642	46.3%	102	138	73.9%	30	110	140	110	112-0	28	8	525	10.9
1993-93	60	1974	297	642	46.3%	102	138	73.9%	30	110	140	110	112-0	28	8	525	10.9
1994-94	48	1862	337	762	44.2%	87	216	40.3%	217	345	562	217	145-0	48	36	1078	13.8
6 Years	48	1862	337	762	44.2%	87	216	40.3%	217	345	562	217	145-0	48	36	1078	13.8
SERGEI BAZAREVICH																	
1994-95	10	74	11	22	50.0%	1	1	100.0%	1	6	7	14	10-0	1	0	20	2.0
KENT BAZEMORE																	
2014-15	75	1324	141	331	42.6%	60	100	60.0%	121	201	222	78	127-0	52	33	300	5.2
2016-17	73	1963	119	269	44.2%	119	184	64.7%	45	186	231	177	169-2	210	82	890	11.0
2017-18	79	1963	119	269	44.2%	119	184	64.7%	45	186	231	177	169-2	210	82	890	11.0
2018-19	85	1789	294	676	43.5%	225	223	100.9%	25	223	248	228	147-1	100	45	836	12.9
6 Years	355	8502	1318	3144	42.0%	589	795	74.1%	156	1185	1341	406	765-7	542	260	3678	10.4
ALFRED "Butch" BEARD																	
1969-70	72	941	183	392	46.7%	135	163	82.8%	—	—	140	121	124-0	—	—	501	7.0
ZELMO "Big Z" BEATY																	
1969-69	72	2578	588	1251	47.0%	370	506	73.1%	—	—	798	131	272-7	—	—	1546	21.5
RON BEHAGEN																	
1977-78	26	571	117	249	47.0%	51	70	72.9%	53	120	173	34	97-30	30	12	285	11.0
MARCIO BELINELLI																	
2017-18	52	1209	199	485	41.0%	101	109	92.7%	14	86	100	103	41-0	46	3	591	11.4
WALT "Big Balls" BELLAMY																	
1968-70	23	259	141	287	49.1%	35	74	47.2%	—	—	310	—	—	—	—	130	5.7
1969-69	80	2659	441	914	48.2%	276	370	74.6%	—	—	1049	—	—	—	—	1307	15.9
1971-72	82	3187	593	1083	54.5%	370	500	74.0%	—	—	1049	—	—	—	—	1526	18.6
1972-73	74	2476	399	801	49.8%	253	369	68.6%	—	—	608	—	—	—	—	1307	15.9
5 Years	338	12192	2011	4164	48.3%	1267	2170	58.4%	—	—	4123	—	—	—	—	5289	15.7
DEANDRE' BEMBRY																	
2016-17	38	371	47	93	50.5%	16	33	48.5%	14	45	59	28	21-0	8	12	136	3.6
2017-18	38	355	45	98	45.7%	19	46	41.3%	12	34	46	20	28-0	21	8	142	3.7
2018-19	38	1531	210	516	40.7%	136	148	91.9%	110	233	343	81	83-0	55	55	249	6.5
2019-20	43	815	49	107	45.8%	26	33	78.8%	34	118	152	41	34-0	19	11	219	5.8
4 Years	189	3672	219	470	46.8%	136	233	59.2%	110	531	641	360	181-0	189	77	1173	6.2
DORRY BENJAMIN																	
2002-03	9	152	13	45	30.0%	12	16	75.0%	10	21	31	10	20-0	1	2	40	4.4
MIKE BIBBY																	
2007-08	15	1097	170	411	41.4%	135	171	78.9%	11	45	56	75	34-0	35	2	667	14.9
2008-09	79	2740	437	1005	43.5%	235	292	80.5%	38	240							

ALL-TIME ROSTER: 1968 - 2021, CONT.

YEAR	GP	MINS	FGM	FGA	FG%	FTM	FTA	FT%	OR	DR	TR	AST	PF-D	STL	BS	PTS	PPG
ANTONIOUS CLEVELAND	4	42	4	11	36.4	2	2	100.0	1	3	4	0	12-1	1	0	13	3.3
2017-18	Southeast Missouri State '17																
RIMBO COLES	80	1924	276	607	45.5	85	104	81.7	30	142	172	290	178-1	58	11	645	8.1
1999-00	Virginia Tech '90																
JASON COLLIER	20	545	79	165	47.9	67	85	78.8	36	75	111	17	71-3	11	11	226	11.3
2003-04	Georgia Tech '00																
2004-05	70	1797	111	238	46.6	71	71	100.0	18	147	165	25	218-4	26	24	628	9.0
2 Years	90	1487	253	547	46.3	115	156	73.7	54	222	276	42	239-7	46	35	856	9.5
ART COLLINS	29	395	35	99	35.4	24	36	66.7	19	22	41	25	35-0	11	1	94	3.2
1980-81	Biscayne '76																
DON COLLINS	47	1184	230	530	43.4	137	162	84.6	69	111	180	115	166-5	69	11	597	12.7
1980-81	Washington St. '80																
JASON COLLINS	24	115	8	20	40.0	5	9	55.6	4	9	14	4	21-0	3	2	18	0.7
2009-10	Stanford '05																
2010-11	49	993	34	71	47.9	27	41	65.9	30	72	102	22	22-9	9	9	96	2.0
2011-12	30	398	8	40	20.0	7	15	46.7	12	36	48	12	36-0	10	34-0	4	4
3 Years	103	1016	58	134	43.3	34	57	59.6	47	117	164	36	152-1	16	14	151	1.5
SEAN COLSON	3	14	0	0	0.0	0	0	0.0	0	3	3	3	0-0	0	0	0	0.0
2000-01	UNC-Charlotte '98																
TYRONNE CORBIN	81	1389	245	525	46.7	78	114	68.4	98	164	262	67	161-1	55	16	507	6.2
1984-85	DePaul '85																
1986-87	70	2305	253	600	42.2	86	118	72.9	76	219	294	124	176-1	90	7	666	9.5
1987-88	79	2305	253	600	42.2	86	118	72.9	76	219	294	124	176-1	90	7	666	9.5
1988-89	79	2305	253	600	42.2	86	118	72.9	76	219	294	124	176-1	90	7	666	9.5
3 Years	277	7459	917	2145	42.8	301	430	70.3	289	774	1145	407	608-3	281	37	2326	8.4
ALLEN CRABBE	28	522	52	143	36.4	9	12	75.0	10	55	65	28	36-0	15	4	143	5.1
2019-20	California '13																
CHRIS CRAWFORD	40	256	46	110	41.8	57	77	74.1	20	21	41	40	9-27	12	7	202	5.1
1989-90	Marquette '97																
1990-91	42	784	110	255	43.1	57	77	74.1	20	21	41	40	9-27	12	7	202	5.1
1991-92	42	784	110	255	43.1	57	77	74.1	20	21	41	40	9-27	12	7	202	5.1
2000-01	47	901	122	270	45.2	68	83	81.9	28	82	110	37	117-3	21	16	516	6.8
2001-02	7	131	21	45	46.7	11	15	73.3	5	9	14	5	2-1	2	2	52	7.6
2002-03	9	106	7	17	41.2	3	5	60.0	3	3	6	3	3-0	3	3	23	2.6
2003-04	56	1207	211	471	44.8	103	119	86.6	58	117	175	45	131-4	37	20	569	10.2
2004-05	8	DNP - Injured															
3 Years	252	3985	609	1393	43.7	366	444	82.4	206	341	547	154	492-10	101	80	1654	6.6
JAMAL CRAWFORD	79	2460	496	1105	44.9	270	315	85.7	34	167	201	239	132-0	61	12	1425	18.0
2004-05	Michigan '00																
2005-06	79	2460	496	1105	44.9	270	315	85.7	34	167	201	239	132-0	61	12	1425	18.0
2 Years	158	4757	864	1919	45.0	492	579	85.6	56	279	331	479	229-0	118	26	2502	16.1
JORDAN CRAWFORD	16	160	27	77	35.1	4	6	66.7	9	19	28	15	13-0	3	0	67	4.2
2010-11	Xavier '10																
JIM CREIGHTON	32	172	12	45	27.9	7	16	43.8	4	23-0	2	9	3-0	2	9	36	4.0
1975-76	Colorado '72																
CHARLIE CRISS	77	1935	319	726	43.8	236	296	79.7	24	97	121	294	143-0	108	5	871	11.2
1977-78	New Mexico St. '70																
1978-79	84	2147	109	299	36.3	19	36	52.8	19	41	60	33	3-3	3	3	295	3.5
1979-80	84	2147	109	299	36.3	19	36	52.8	19	41	60	33	3-3	3	3	295	3.5
1980-81	86	1708	220	485	45.4	185	214	86.5	26	74	100	283	83-0	61	3	626	9.5
1981-82	9	106	7	17	41.2	3	5	60.0	3	3	6	3	3-0	3	3	23	2.6
1982-83	9	106	7	17	41.2	3	5	60.0	3	3	6	3	3-0	3	3	23	2.6
1983-84	9	106	7	17	41.2	3	5	60.0	3	3	6	3	3-0	3	3	23	2.6
1984-85	9	106	7	17	41.2	3	5	60.0	3	3	6	3	3-0	3	3	23	2.6
3 Years	318	7051	997	2232	44.7	734	868	84.5	107	353	460	1079	483-0	313	17	2739	8.6
JARED CUNNINGHAM	5	22	1	3	33.3	0	1	0.0	0	1	1	0	0-0	0	0	2	0.4
2013-14	Oregon St. '12																
ERICK DAMPIER	15	83	1	8	12.5	0	0	0.0	10	15	25	4	9-0	1	4	2	0.1
2011-12	Mississippi St. '96																
LLOYD DANIELS	— on active roster for zero games from 2/15/04 to 2/18/04 (saw no action) —																
1997-98	Mt. San Antonio (CA) '87																
DEVONTA DAVIS	9	118	15	37	40.5	6	10	60.0	10	26	36	5	12-0	3	5	48	5.3
2018-19	Michigan St. '16																
JIM DAVIS	78	1367	265	568	46.7	154	231	66.7	—	—	—	97	239-6	—	—	688	8.8
1968-69	Colorado '68																
1969-70	78	1367	265	568	46.7	154	231	66.7	—	—	—	97	239-6	—	—	688	8.8
1970-71	78	1367	265	568	46.7	154	231	66.7	—	—	—	97	239-6	—	—	688	8.8
1971-72	78	1367	265	568	46.7	154	231	66.7	—	—	—	97	239-6	—	—	688	8.8
4 Years	253	5973	952	2047	46.5	599	855	70.1	—	—	—	451	841-16	—	—	2503	9.9
DEWANDA DAVIS	28	774	70	168	41.7	16	22	72.7	19	55	74	68	68-0	27	5	235	8.4
2001-02	Delaware St. '91																
2002-03	28	774	70	168	41.7	16	22	72.7	19	55	74	68	68-0	27	5	235	8.4
2 Years	52	1114	102	286	35.7	33	40	82.5	24	93	117	104	96-0	39	7	273	5.3
JIMMY DAVIS	53	1465	258	587	43.8	164	206	79.6	37	91	128	315	100-0	43	7	660	12.5
1982-83	Dayton '77																
1983-84	53	1465	258	587	43.8	164	206	79.6	37	91	128	315	100-0	43	7	660	12.5
1984-85	53	1465	258	587	43.8	164	206	79.6	37	91	128	315	100-0	43	7	660	12.5
3 Years	155	3946	658	1474	44.6	432	527	81.9	92	174	239	932	278-0	118	13	1754	11.3
JOSH DAVIS	4	23	2	5	40.0	1	1	100.0	0	0	0	0	0-0	0	0	0	0.0
2003-04	Wyoming '02																
RON DAVIS	7	67	8	35	22.9	4	13	30.8	—	—	—	—	—	—	—	—	—
1976-77	Washington St. '76																
AUSTIN DAYE	8	76	10	23	43.5	1	2	50.0	4	10	14	8	9-0	4	2	20	2.5
2014-15	Gonzaga '09																
DEWAYNE DEMDON	62	1542	250	477	52.4	97	86	77.9	40	51	91	40	51-0	40	51	617	10.0
2017-18	USC '13																
2018-19	62	1542	250	477	52.4	97	86	77.9	40	51	91	40	51-0	40	51	617	10.0
2019-20	62	1542	250	477	52.4	97	86	77.9	40	51	91	40	51-0	40	51	617	10.0
3 Years	136	3384	542	1087	49.9	176	207	80.2	219	832	1051	187	416-10	119	137	1391	10.2
MALCOLM DELANEY	128	1248	145	265	54.7	75	10	113	123	193	112-0	119	119-0	11	3	319	2.5
2017-18	Virginia Tech '11																
2018-19	127	1014	109	265	37.2	74	82	80.4	19	204	223	356	194-0	74	7	329	5.7
2 Years	2262	254	673	337	43.9	149	185	80.5	—	—	—	—	—	—	—	—	—
TONY DELK	56	1340	246	591	41.6	103	136	75.7	28	102	130	104	123-3	47	3	667	11.7
2006-06	Kentucky '96																
2007-08	57	1347	246	592	41.6	103	136	75.7	28	102	130	104	123-3	4			

ALL-TIME ROSTER: 1968 - 2021, CONT.

Table with columns: YEAR, GP, MINS, FGM, FGA, FG%, FTM, FTA, FT%, OR, DR, TR, AST, PF-D, STL, BS, PTS, PPG. Lists players from Ronnie Grandison to Justin Holiday.

ALL-TIME ROSTER: 1968 - 2021, CONT.

Table with columns: YEAR, GP, MINS, FGM, FGA, FG%, FTM, FTA, FT%, OR, DR, TR, AST, PF-D, STL, BS, PTS, PPG. Lists players from Wilbur Holland to Dwight Jones.



ATLANTA HAWKS

HISTORY

ALL-TIME ROSTER: 1968 - 2021, CONT.

YEAR	GP	MINS	FGM	FGA	FG%	FTM	FTA	FT%	OR	DR	TR	AST	PF-D	STL	BS	PTS	PPG
SOLOMON JONES 2006-08 36 666 2007-08 35 1456 2 Years 71 2122 Height: 6' 10" Weight: 245																	
REGGIE JORDAN 1995-96 24 247 Height: 6' 4" Weight: 195																	
BOB KAUFFMAN 1974-75 73 797 Height: 6' 8" Weight: 240																	
ADAM KEEFE 1982-84 82 1549 1983-84 82 1549 2 Years 164 3098 Height: 6' 3" Weight: 241																	
RYAN KELLY 2016-17 16 110 Height: 6' 11" Weight: 230																	
TIM KEMPTON 1995-96 3 11 Height: 6' 10" Weight: 255																	
BREVIN KNIGHT 2000-01 47 1364 Height: 5' 10" Weight: 170																	
NATHAN KNIGHT 2002-21 33 279 Height: 6' 10" Weight: 253																	
YOKI KONCAK 1986-88 82 1695 1989-91 82 1684 1990-91 82 1684 3 Years 246 5063 Height: 7' 0" Weight: 250																	
KYLE KORVER 2012-13 74 2269 2013-14 74 2269 2014-15 73 2218 2015-16 73 2218 2016-17 73 2218 5 Years 367 10800 Height: 6' 7" Weight: 212																	
TONI KUKOC 2001-02 59 1619 2002-03 59 1619 2 Years 118 3238 Height: 6' 11" Weight: 235																	
CHRISTIAN LAETNER 1995-97 89 3140 1998-00 89 3140 3 Years 178 6280 Height: 6' 11" Weight: 245																	
MARK LANDSBERGER 1983-84 35 335 Height: 6' 8" Weight: 230																	
ANDREW LANG 1993-94 82 1608 1994-95 82 1608 2 Years 164 3216 Height: 6' 11" Weight: 250																	
DAN LAUDERDALE 1996-97 35 180 Height: 7' 4" Weight: 243																	
ACIE LAW IV 2002-08 56 865 2008-09 56 865 2 Years 112 1730 Height: 6' 3" Weight: 202																	
ALFRED "Butch" LEE 1978-79 49 997 Height: 6' 4" Weight: 185																	
CLYDE LEE 1974-75 9 117 Height: 6' 10" Weight: 230																	
DAMION LEE 2017-19 15 404 Height: 6' 8" Weight: 210																	
RON LEE 1979-80 30 364 Height: 6' 3" Weight: 199																	
GEORGE LEHMANN 1968-69 11 138 Height: 6' 3" Weight: 190																	
ALEX LEN 2018-19 77 1544 2019-20 77 1544 2 Years 154 3088 Height: 7' 1" Weight: 240																	
GARY LEONARD 1990-92 4 9 2 Years 8 18 Height: 7' 1" Weight: 240																	
JIM LES 1994-95 24 288 Height: 5' 11" Weight: 175																	
CLIFF LIVINGSTON 1984-85 74 2017 1985-86 74 2017 1986-87 74 2017 1987-88 74 2017 4 Years 296 12068 Height: 6' 8" Weight: 220																	
JEREMY LIN 2018-19 51 1003 Height: 6' 3" Weight: 200																	
RANDY LIVINGSTON 1997-99 12 82 Height: 6' 4" Weight: 209																	
GRANT LONG 1994-95 79 2579 1995-96 82 3008 1996-97 82 3008 3 Years 241 9595 Height: 6' 8" Weight: 248																	
JOHN LONG 1989-90 48 1030 Height: 6' 5" Weight: 195																	
SIDNEY LOWE 1984-88 15 159 Height: 6' 4" Weight: 195																	
BYRONN LUE 2000-06 53 1284 2007-08 33 864 4 Years 86 2148 Height: 6' 4" Weight: 171																	

ALL-TIME ROSTER: 1968 - 2021, CONT.

YEAR	GP	MINS	FGM	FGA	FG%	FTM	FTA	FT%	OR	DR	TR	AST	PF-D	STL	BS	PTS	PPG
SHELVIN MACK 2012-13 20 268 2013-14 20 268 2014-15 20 268 3 Years 60 804 Height: 6' 3" Weight: 203																	
DURAND "Rudy" MACKLIN 1981-82 73 1516 1982-83 73 1516 2 Years 146 3032 Height: 6' 7" Weight: 209																	
JOSH MAGGETTE 2017-18 18 216 Height: 6' 10" Weight: 180																	
MOSES MALONE 1988-89 81 2878 1989-90 81 2878 1990-91 81 2878 3 Years 243 8634 Height: 6' 10" Weight: 255																	
MATT MALONEY 2002-03 55 1403 2003-04 55 1403 2 Years 110 2806 Height: 6' 3" Weight: 200																	
DANNY MANNING 1993-94 26 925 Height: 6' 10" Weight: 234																	
PACE MANNION 1988-89 5 18 Height: 6' 3" Weight: 190																	
PETE MARAVICH 1970-71 81 2926 1971-72 81 2926 1972-73 81 2926 3 Years 243 8778 Height: 6' 11" Weight: 200																	
ROY MARBLE 1989-90 24 162 Height: 6' 4" Weight: 190																	
CARTIER MARTIN 2013-14 53 822 Height: 6' 7" Weight: 220																	
EDDIE MAST 1972-73 42 447 Height: 6' 9" Weight: 220																	
WES MATTHEWS 1980-82 34 1105 1981-82 34 1105 1982-83 34 1105 3 Years 102 3315 Height: 6' 4" Weight: 190																	
DON MAY 1971-72 75 1285 1972-73 75 1285 2 Years 150 2570 Height: 6' 2" Weight: 200																	
TRAVIS MAYS 1991-92 32 32 1992-93 32 32 2 Years 64 64 Height: 6' 2" Weight: 190																	
AMAL McCASKILL 2002-03 11 70 Height: 6' 11" Weight: 245																	
TIM McCORMICK 1990-91 56 689 Height: 7' 0" Weight: 240																	
JERAMI McCOY 2004-05 10 88 Height: 6' 10" Weight: 245																	
JAMES McELROY 1979-80 31 516 1980-81 31 516 1981-82 31 516 3 Years 93 1548 Height: 6' 3" Weight: 195																	
MIKE McGEE 1986-87 76 1420 1987-88 76 1420 2 Years 152 2840 Height: 6' 5" Weight: 207																	
TRACY McGRADY 2011-12 52 837 Height: 6' 8" Weight: 225																	
ROSHOWN McLEOD 1998-99 34 348 1999-00 34 348 2000-01 34 348 3 Years 102 1044 Height: 6' 8" Weight: 230																	
TOM McMILLEN 1979-80 68 1883 1980-81 68 1883 1981-82 68 1883 3 Years 204 5649 Height: 6' 11" Weight: 215																	
SAVAN MEDVEDENKO 2006-07 24 81 Height: 6' 11" Weight: 253																	
DEAN "The Dream" MEMINGER 1974-75 80 2177 1975-76 80 2177 2 Years 160 4354 Height: 6' 11" Weight: 170																	
JOE K. MERIWETHER 1976-77 74 2068 Height: 6' 10" Weight: 218																	
ANTHONY "Big" MILLER 1989-97 37 228 1998-99 37 228 2000-01 37 228 4 Years 111 484 Height: 6' 9" Weight: 255																	
CHRIS MILLS 2003-04 — on active roster for five games from 2/19/04 to 3/1/04 but saw no action — Height: 6' 7" Weight: 220																	
PAUL MILLSPAP 2013-14 74 2492 2014-15 74 2492 2015-16 74 2492 3 Years 222 7476 Height: 6' 8" Weight: 246																	
NAZM MOHAMMED 2000-01 82 2169 2001-02 82 2169 2002-03 82 2169 4 Years 326 8507 Height: 6' 10" Weight: 250																	
SIDNEY MONCRIEF 1990-91 72 1096 Height: 6' 4" Weight: 181																	

HISTORY



ALL-TIME ROSTER: 1968 - 2021, CONT.

YEAR	GP	MINS	FGM	FGA	FG%	FTM	FTA	FT%	OR	DR	TR	AST	PF-D	STL	BS	PTS	PPG
MIKE SCOTT	40	376	70	147	47.6	43	56	76.8	39	71	110	12	32-0	4	2	183	4.6
2012-13	40	1482	301	626	47.9	103	132	78.0	62	122	284	12	121-0	7	3	767	9.6
2013-14	80	1283	444	917	48.3	150	177	84.7	77	153	330	27	102-0	17	4	1,043	13.0
2014-15	78	1176	376	768	48.9	103	133	77.4	53	103	256	19	109-0	17	4	864	11.1
2015-16	75	1146	376	768	48.9	103	133	77.4	53	103	256	19	109-0	17	4	864	11.5
2016-17	79	1146	376	768	48.9	103	133	77.4	53	103	256	19	109-0	17	4	864	11.5
5 Years	281	4322	765	1663	46.0	264	336	78.6	209	627	836	257	350-0	88	32	1988	7.1
THABO SEFOLOSHA																	
2014-15	62	978	104	249	41.8	45	58	77.6	53	120	223	75	67-0	21	2	278	4.5
2015-16	72	1189	104	249	41.8	45	58	77.6	53	120	223	75	67-0	21	2	278	3.8
2016-17	62	1036	174	395	44.1	55	73	75.3	54	216	270	107	97-0	9	3	444	7.2
3 Years	189	4330	466	1015	45.9	162	232	69.6	159	668	827	289	273-0	234	8	1,202	6.4
DOMS SHELTON																	
1980-81	55	536	100	219	45.7	35	58	60.4	59	79	138	27	128-1	18	5	240	4.3
1981-82	4	21	102	229	44.3	36	60	60.0	60	61	143	0	0-0	0	0	2	0.5
2 Years	59	557	110	248	44.4	71	118	60.0	119	140	281	27	131-1	19	5	242	4.1
JEFF SHEPPARD																	
1988-89	18	185	15	39	38.5	8	13	61.5	6	16	22	16	12-0	3	0	24	2.2
PAUL SHIRLEY																	
2002-03	2	5	0	4	0.00	0	0	0.00	0	1	1	0	0-0	0	0	0	0.0
JORDAN SIBERT																	
2018-19	1	4	1	1	1.000	0	0	0.00	0	0	0	0	0-0	0	0	2	2.0
LARRY SIEGFRIED																	
1971-72	21	335	25	53	47.2	20	23	87.0	—	—	—	—	32	5	—	87	4.1
PAUL SILAS																	
1968-69	79	855	241	575	41.9	204	333	61.3	—	—	—	—	140	166-0	—	686	8.7
DICKEY SIMPKINS																	
2001-02	1	3	0	0	0.00	0	0	0.00	0	0	0	1	0-0	0	0	0	0.0
REGGIE SLATER																	
2001-02	4	37	5	13	38.5	6	9	66.7	5	2	7	1	2-0	1	1	16	4.0
DONALD SLOAN																	
2011-12	5	20	3	8	37.5	0	0	0.00	1	4	5	5	3-0	1	0	10	2.0
DOMITA SMITH																	
2004-05	38	433	44	113	38.9	33	48	68.8	19	33	52	39	50-0	23	5	189	4.9
2005-06	2	127	15	47	31.9	39	62	63.0	22	44	66	48	70-0	31	0	189	9.5
2 Years	61	562	59	170	34.7	39	110	35.5	41	77	118	87	120-0	34	5	378	6.2
JOE SMITH																	
2009-10	64	592	77	193	39.9	39	48	81.3	66	91	157	66	91-0	6	19	194	3.0
JOSH SMITH																	
2004-05	74	2050	274	602	45.5	163	237	68.8	147	310	457	127	157-1	11	24	715	9.7
2005-06	89	2529	326	734	44.4	200	287	70.0	176	355	531	131	207-2	101	207	1178	13.4
2006-07	80	2273	326	734	44.4	200	287	70.0	176	355	531	131	207-2	101	207	1178	14.7
2007-08	81	2273	326	734	44.4	200	287	70.0	176	355	531	131	207-2	101	207	1178	14.3
2008-09	81	2273	326	734	44.4	200	287	70.0	176	355	531	131	207-2	101	207	1178	14.3
2009-10	81	2273	326	734	44.4	200	287	70.0	176	355	531	131	207-2	101	207	1178	14.3
2010-11	86	2397	504	1101	45.7	263	322	81.7	236	496	732	199	241-1	130	241	1269	14.6
2011-12	66	2078	504	1101	45.7	263	322	81.7	236	496	732	199	241-1	130	241	1269	18.8
5 Years	678	23,078	4,030	8,674	46.5	2,044	3,723	54.4	1,409	3,088	5,407	2,170	1,915-23	857	1,440	10,371	15.3
KENNY SMITH																	
1989-90	33	674	98	204	48.0	55	65	84.6	7	30	37	142	45-0	22	1	255	7.7
LEON SMITH																	
2001-02	14	100	10	26	38.5	11	17	64.7	10	21	31	3	12-0	5	1	31	2.2
RANDY SMITH																	
1982-83	15	142	29	66	43.9	13	14	92.9	2	6	8	14	15-0	2	0	71	4.7
STEVE SMITH																	
1988-89	80	2865	428	1,005	42.5	312	371	84.1	104	172	276	274	225-2	62	33	1,320	16.3
1989-90	80	2865	428	1,005	42.5	312	371	84.1	104	172	276	274	225-2	62	33	1,320	16.3
1990-91	80	2865	428	1,005	42.5	312	371	84.1	104	172	276	274	225-2	62	33	1,320	16.3
1991-92	80	2865	428	1,005	42.5	312	371	84.1	104	172	276	274	225-2	62	33	1,320	16.3
1992-93	80	2865	428	1,005	42.5	312	371	84.1	104	172	276	274	225-2	62	33	1,320	16.3
5 Years	339	12,848	2,108	4,965	42.5	1,526	1,807	84.4	497	797	1,254	1,208	915-11	301	112	6,291	18.6
TONY SMITH																	
2000-01	6	78	8	23	34.8	1	2	50.0	2	1	3	10	12-0	7	0	17	2.8
TONY SNELL																	
2020-21	47	992	88	171	51.5	11	11	1.000	18	94	112	59	75-0	13	11	249	5.3
MIKE SOJOURNER																	
1975-76	73	1,602	378	825	45.8	95	119	80.7	126	323	445	58	174-2	35	57	876	12.0
1976-77	73	1,602	378	825	45.8	95	119	80.7	126	323	445	58	174-2	35	57	876	12.0
1977-78	73	1,602	378	825	45.8	95	119	80.7	126	323	445	58	174-2	35	57	876	12.0
3 Years	191	4,822	791	1,802	46.0	280	347	80.8	391	896	1,239	171	457-12	88	168	1,658	8.7
RORY SPARROW																	
1981-82	82	2,610	366	730	50.1	124	148	83.8	53	171	224	424	240-2	87	13	857	10.5
1982-83	82	2,610	366	730	50.1	124	148	83.8	53	171	224	424	240-2	87	13	857	10.5
2 Years	131	4,158	630	1,242	50.9	208	247	84.3	89	293	348	689	482-3	157	26	1,412	11.2
OMARI SPELLMAN																	
2018-19	46	805	98	244	40.2	32	45	71.1	72	122	194	47	67-0	26	25	272	5.9
ANDRE SPENCER																	
1992-93	3	15	0	3	0.00	0	0	0.00	0	1	1	0	3-0	2	0	0	0.0
TIAGO SPLITTER																	
2015-16	36	579	61	155	52.3	39	46	81.3	45	75	120	30	71-0	20	12	201	5.6
CHRIS STACKHOUSE																	
2011-12	30	273	37	100	37.0	21	21	91.3	6	17	23	14	12-0	3	0	108	3.6
DESHAWN STEVENSON																	
2012-13	56	1158	98	262	37.4	12	23	52.2	18	104	122	52	69-1	29	6	284	5.1
MICHAEL STEWART																	
2004-05	12	145	11	21	52.4	3	7	42.9	21	19	40	5	32-1	6	5	25	2.1
ALEX STIVINS																	
1992-93	5	15	4	9	44.4	0	0	0.00	2	3	5	0	3-0	0	1	8	1.6
SOLMA STODOLNIRE																	
2006-07	61	1,034	204	425	48.0	69	110	63.0	12	104	116	75	118-1	27	3	569	9.3
2007-08	61	1,034	204	425	48.0	69	110	63.0	12	104	116	75	118-1	27	3	569	9.3
3 Years	157	2,672	446	1,057	46.0	201	228	88.2	24	212	214	164	240-1	55	10	1,280	8.0
MARK STRICKLAND																	
2001-02	46	654	91	204	44.6	25	44	56.8	41	90	131						

ALL-TIME ROSTER: 1968 - 2021, CONT.

YEAR	GP	MINS	FGM	FGA	FG%	FTM	FTA	FT%	OR	DR	TR	AST	PF-D	STL	BS	PTS	PPG
EUNIS WHATLEY																	
1968-69	5	24	4	12	33.3	3	4	75.0	0	4	4	2	3-0	2	0	13	2.6
1969-70	82	1004	120	236	50.8	52	66	78.8	22	77	99	287	93-0	59	2	292	3.6
1970-71	77	882	92	201	45.8	53	71	74.6	18	71	89	181	73-0	74	2	275	3.6
3 Years	114	1320	146	298	48.7	75	102	73.5	31	102	133	287	133-0	80	2	373	3.3
ANDREW WHITE III																	
2017-18	15	209	25	73	34.2	1	4	25.0	4	30	34	6	12-0	3	1	59	4.6
HERB WHITE																	
1970-71	38	315	34	84	40.5	22	39	56.4	—	—	48	47	62-2	—	—	90	2.4
DONALD WHITESIDE																	
1997-98	3	16	1	2	50.0	0	0	0.0	0	1	1	1	0-0	0	0	2	0.7
MORLON WILEY																	
1991-92	41	767	71	160	44.4	21	30	70.0	22	51	73	166	73-0	43	3	177	4.3
1992-93	25	354	26	61	42.6	0	0	0.0	8	62	70	81	48-0	26	2	72	2.8
1993-94	5	117	7	15	46.7	0	0	0.0	4	4	8	6	8-0	1	0	14	2.8
3 Years	71	1138	100	247	40.5	26	38	68.4	31	81	112	253	122-0	70	6	256	3.6
DAMIAN WILKINS																	
2010-11	52	676	69	137	50.4	40	56	71.4	23	67	90	41	72-0	27	9	180	3.5
DOMINIQUE WILKINS																	
1982-83	81	2961	601	1429	42.1	230	292	78.8	226	252	478	129	210-1	84	63	1437	17.5
1983-84	81	2961	684	1429	47.9	382	496	77.0	254	292	546	126	197-1	117	87	1790	21.6
1984-85	81	2961	684	1429	47.9	382	496	77.0	254	292	546	126	197-1	117	87	1790	21.6
1985-86	78	3043	888	1887	47.1	599	769	77.8	261	327	616	206	170-0	138	49	2546	30.3
1986-87	79	2969	828	1787	46.4	607	742	81.9	210	284	494	211	149-0	119	97	2387	26.0
1987-88	80	2969	814	1756	46.4	442	524	84.4	210	296	506	211	138-0	119	97	2387	26.0
1988-89	80	2969	814	1756	46.4	442	524	84.4	210	296	506	211	138-0	119	97	2387	26.0
1989-90	81	3078	970	1842	47.8	476	573	83.2	210	314	524	211	154-0	123	65	2701	29.9
1990-91	81	3078	970	1842	47.8	476	573	83.2	210	314	524	211	154-0	123	65	2701	29.9
1991-92	71	2467	741	1584	46.8	519	627	82.8	227	116	70	27	212-0	70	27	2121	29.9
1992-93	82	2967	870	1842	47.2	476	573	83.2	210	314	524	211	154-0	123	65	2701	29.9
12 Years	892	32245	6752	18743	46.7	5288	6706	81.3	2531	3388	6119	2321	1772-0	1245	588	23292	26.4
MIKE WILKS																	
2002-03	15	364	29	81	35.8	21	29	72.4	9	32	41	42	38-0	16	1	85	5.7
BRANDON WILLIAMS																	
2002-03	6	19	1	7	14.3	0	0	0.0	2	0	2	0	4-0	2	0	2	0.3
FREDMAN WILLIAMS																	
1981-82	23	189	42	110	38.2	22	26	84.6	2	10	12	19	18-0	6	0	93	4.0
GUS WILLIAMS																	
1986-87	33	481	53	146	36.3	27	40	67.5	8	32	40	139	53-0	17	5	138	4.2
MARRVIN WILLIAMS																	
2006-07	64	1962	226	706	32.0	189	262	72.1	122	261	383	63	227-2	48	30	809	12.6
2007-08	80	2765	424	918	46.2	336	409	82.2	121	197	318	137	225-3	81	33	1185	14.8
2008-09	81	2488	302	862	35.0	176	212	83.0	106	161	267	83	160-0	66	26	820	10.1
2009-10	81	2488	302	862	35.0	176	212	83.0	106	161	267	83	160-0	66	26	820	10.1
2010-11	69	1866	246	570	43.2	147	174	84.8	68	248	316	89	104-0	27	28	676	10.2
7 Years	487	14823	2001	4448	45.0	1399	1735	80.6	685	1897	2582	654	1118-0	385	213	5616	11.5
MIKE WILLIAMS																	
1989-90	5	14	0	4	0.0	0	0	0.0	0	1	1	0	2-0	0	0	0	0.0
MLT WILLIAMS																	
1971-72	10	127	23	53	43.4	21	29	72.4	—	—	4	20	18-0	—	—	67	6.7
RAY WILLIAMS																	
1985-86	19	367	57	143	39.9	41	48	85.4	19	26	45	67	48-0	28	1	159	8.4
SHAMMOND WILLIAMS																	
1989-90	2	0	0	0	0.0	0	0	0.0	0	0	0	0	0-0	0	0	0	0.0
SHELDEN WILLIAMS																	
2006-07	81	1514	196	765	25.6	110	144	76.4	131	304	435	44	199-1	52	39	444	5.5
2007-08	81	1514	196	765	25.6	110	144	76.4	131	304	435	44	199-1	52	39	444	5.5
2 Years	117	1928	203	465	43.7	145	195	74.4	165	377	542	55	259-1	65	50	553	4.7
SLY WILLIAMS																	
1983-84	13	258	34	114	29.8	36	46	78.3	19	31	50	16	33-0	14	1	105	8.1
1984-85	27	1125	101	284	35.6	115	163	70.6	64	152	216	110	118-1	42	9	522	11.1
2 Years	40	1383	201	398	40.7	119	169	70.6	83	183	266	126	151-1	54	10	627	15.7
KEVIN WILLIS																	
1984-85	82	1785	322	690	46.7	119	181	65.8	177	345	522	36	226-4	31	49	1095	13.3
1985-86	82	2005	418	917	45.6	172	223	77.1	243	461	704	49	246-0	66	44	1200	14.6
1986-87	81	2005	418	917	45.6	172	223	77.1	243	461	704	49	246-0	66	44	1200	14.6
1987-88	73	2009	508	1093	46.4	250	320	78.1	268	548	816	56	248-2	68	61	1904	16.6
MISSED ENTIRE SEASON WITH INJURY																	
1988-89	81	2073	414	905	45.7	199	259	76.8	259	518	774	57	259-4	63	47	1006	12.4
1989-90	80	2573	414	905	45.7	199	259	76.8	259	518	774	57	259-4	63	47	1006	12.4
1990-91	80	2573	414	905	45.7	199	259	76.8	259	518	774	57	259-4	63	47	1006	12.4
1991-92	81	2962	591	1274	46.4	292	363	80.4	418	840	1258	173	223-0	76	54	1480	18.3
1992-93	80	2962	616	1274	48.3	186	230	81.3	338	668	1006	150	250-2	79	38	1531	19.1
1993-94	80	2962	616	1274	48.3	186	230	81.3	338	668	1006	150	250-2	79	38	1531	19.1
1994-95	2	39	16	41	39.0	10	10	100.0	0	0	0	0	0-0	0	0	42	21.0
2004-05	2	39	16	41	39.0	10	10	100.0	0	0	0	0	0-0	0	0	42	21.0
12 Years	753	22588	4382	8707	50.3	1787	2570	69.5	2675	4717	7332	827	2364-25	581	425	10582	14.1
BILL "POODLES" WILLOUGHBY																	
1975-76	82	2100	113	284	40.1	65	103	62.1	103	185	288	13	87-0	19	29	292	3.6
1976-77	82	2100	113	284	40.1	65	103	62.1	103	185	288	13	87-0	19	29	292	3.6
1977-78	82	2100	113	284	40.1	65	103	62.1	103	185	288	13	87-0	19	29	292	3.6
3 Years	101	1419	188	468	40.3	193	290	66.9	189	350	476	14	151-1	36	52	384	3.8
MIKE WILSON																	
1986-87	2	2	0	0	0.0	0	0	0.0	0	0	0	1	1-0	0	0	0	0.0
RICK WILSON																	
1978-79	61	589	81	197	41.1	24	44	54.5	20	56	76	72	68-3	4	8	186	3.0
1979-80	66	648	83	211	39.3	28	50	56.0	22	57	79	83	69-1	34	9	194	2.9
2 Years	66	648	83	211	39.3	28	50	56.0	22	57	79	83	69-1	34	9	194	2.9
TREVOR WILSON																	
1990-91	25	162	21	70	30.0	13	26	50.0	16	24	40	11	13-0	5	1	55	2.2
FRANK WITTMAN																	
1983-84	GP	MINS	FGM	FGA	FG%	FTM	FTA	FT%	OR	DR	TR	AST	PF-D	STL	BS	PTS	PPG
1983-84	79	1071	180	318	56.6	28	46	60.9	14	57	71	71	89-0	19	0	350	4.5</

THE HISTORY OF THE HAWKS

FROM MILWAUKEE, TO ST. LOUIS, TO ATLANTA.

It was a setting made for Mark Twain. A banjo box gymnasium called Wharton Field House seating 6,000 on hardwood benches in a city, or should we say three cities, straddling the Mississippi River is where the Atlanta Hawks have their roots.

They were known as the Tri-City Blackhawks, one of the original members of the National Basketball Association after a mid-summer merger in 1949 of the 12-year-old National Basketball League and the four-year-old Basketball Association of America formed the new league.

The Illinois cities of Moline and Rock Island and Davenport, Iowa across the river formed the formal name of the neophyte Blackhawks, coached by Roger Potter.

In the opening game at Wharton Field House, the Blackhawks beat the old Denver Nuggets, 93-85. But after a string of six losses, Potter became the first former coach of the franchise, as he was replaced by Red Auerbach.

The first edition of the Blackhawks made the playoffs, despite being six games under .500, but dropped out in the first round to the Anderson Duffey Packers. Then the coach, better known as Red Auerbach, left for Boston and many green-and-white World Championship banners.

After two years and a grammatical change to Tri-Cities, the Blackhawks packed their bags and moved to Milwaukee. They shortened the nickname to the Hawks and struggled for four years, never winning more than 27 games and finishing last each season. But it was in Milwaukee where the Hawks made a draft choice that would solidify the franchise for years to come.

His name was Bob Pettit. A first-round draft choice from Louisiana State in 1954, Pettit played his entire 11-year career with the Hawks, moving with the club to St. Louis in 1955. He wrote nearly every record in the Hawks' record book and was a four-time MVP of the annual NBA All-Star game, more times than any other player in history.

From 1957 through 1961, the Hawks won five consecutive Western Conference titles. Pettit was the star of the show and had an excellent supporting cast with Cliff Hagan, Slater Martin, Charley Share and Ed Macauley.

In 1958, the Hawks captured their lone World Championship by defeating Boston, four games to two. On three other occasions during the five-year stretch, the Hawks advanced to the finals only to lose to the Celtics each time.

For no apparent reason, the Hawks turned sour during the 1961-62 season and had it not been for the expansion of the Chicago Packers, the club would have gone from first to last in just one year. It was the only spring the Hawks failed to qualify for the playoffs in the 13 seasons they spent in St. Louis.

Fortunately for the franchise, Harry Gallatin, the former All-Pro with the New York Knickerbockers, took over the reins the following season and guided the Hawks to a second-place finish and back into the playoffs. For his efforts, Gallatin became the first recipient of the NBA's Coach of the Year award.

But Gallatin couldn't put the Hawks back on top and was replaced in the middle of the 1964-65 season by Richie Guerin, another Knick standout. The club again made the playoffs but was upset in the opening round by the Baltimore Bullets, a team which finished under .500 and eight games behind the Hawks during the regular season.

After the playoff loss, Pettit took off his uniform for the last time. He wound up his career with a 26.4 scoring average topped by a 31.1 mark during the disappointing '61-'62 campaign. His rebounding standards were even more incredible, a career average of 16.2, and a single-season high of 20.3 set during the 1960-61 season. He was named first-team All-Pro in his first ten seasons in the league, and second-team in his 11th and final season. In 1970, Pettit was enshrined in the Basketball Hall of Fame, and his uniform #9 has been retired.

The Hawks were becoming a young team as was characterized by the early Pettit-led teams. A year later, Hagan was gone, representing the last remaining link to the '58 Championship team.

In their places were Lou Hudson, the number one pick in 1966, Zelmo Beaty, Joe Caldwell, Lenny Wilkens and Bill Bridges. By 1968, the Hawks added another Western Conference title with a record of 56-26 — at that time the best in the team's history — and Guerin became the Hawks' second Coach of the Year.

Then came the shocker.

During the broadcast of an Atlanta Braves baseball game, announcer Milo Hamilton told Atlanta fans the city was going to have a professional basketball team. It was, of course, the Hawks, a perennial NBA powerhouse, moving from St. Louis to Atlanta.

Bringing the team to the South were two of Atlanta's and Georgia's most respected gentlemen, businessman Thomas G. Cousins and former governor Carl E. Sanders. They acquired the club from Ben Kerner.

Skeptics viewed the move as one of disaster since Atlanta had no facility for professional basketball and noted that the area was a hotbed for football, and there was not room for both sports.

It goes without saying that they were wrong on both counts.

The Hawks received permission to play their games in Alexander Memorial Coliseum on the Georgia Tech campus until a new arena could be constructed. Five years later that realization came true when The Omni was completed.

Under Guerin, the Hawks were sensational the first two years in Atlanta. They won the Western Conference title again in 1970 and advanced to the conference finals both seasons before losing to the star-studded Los Angeles Lakers.

With the emergence of the American Basketball Association came the fall of the Hawks. The new league raided the NBA teams, offering big money to the NBA stars in order to build credibility. Beaty was the first to jump in 1969, and Caldwell followed a year later.

Though the Hawks drafted Pete Maravich, the college scoring champion from Louisiana State, in 1970, the team struggled into the playoffs the next two seasons. The club finished 10 games under .500 each year and couldn't get past the first round of the playoffs.

For the 1972-73 season, the Hawks moved into The Omni, then a 16,500-seat structure, with a new coach, Cotton Fitzsimmons. Behind the 27.1 scoring average of Hudson, the Hawks responded to the new surroundings by reversing the record of the previous year.

The next year, however, the Hawks failed to make a playoff appearance for the first time in 12 seasons, and second in 19. Only another expansion team, this time the New Orleans Jazz, kept the club from plummeting into last place. The first move to rectify the situation was to trade Maravich to New Orleans for a slew of draft choices.

Owning the first and third selections in the 1975 NBA College Draft, the Hawks chose David Thompson from

THE HISTORY OF THE HAWKS, CONT.

North Carolina State and Marvin Webster from Morgan State. The NBA-ABA bidding war was at its peak and both players opted for the Denver Nuggets of the rival league.

The team lost 51 games, the most in thirteen years, and tumbled into last place for the first time since the team left Milwaukee. Fitzsimmons lost his job eight games from the end (1975-76).

The bright spot on the club was the emergence of John Drew, a second-round pick in 1974, as one of the premier offensive players in the league. Drew, who was Basketball Weekly's Rookie of the Year for 1974-75 while leading the league in offensive rebounds, averaged 21.4 points per game in his second season.

Rumors abounded that a move was imminent, and that a new owner was soon to purchase the team; but Hubie Brown, who coached the Kentucky Colonels to the 1975 NBA Championship, took over the team and promptly began to change the team's image. Midway through the 1976-77 season (January '77), half of the rumor became reality as R.E. "Ted" Turner, owner of the Braves and WTCG-TV, bought the club but stated the team would remain in Atlanta.

Hudson, an 11-year veteran of 730 NBA games, all in a Hawks uniform, was traded to Los Angeles (Lakers) as a youth movement was instituted. The #23 worn by Hudson was retired on the Lakers' first visit to the Omni, marking the second Hawks number to be retired. The two men so honored to that point, Pettit and Hudson, shared the Atlanta record for the most points scored in one game: 57.

Brown's first team suffered through a difficult initial year ('76-'77) by finishing in sixth place in their division with a 31-51 record. The team made a dramatic turnaround just one year later (1977-78), becoming the Cinderella team of the NBA, by advancing to the playoffs for the first time in five years. Brown was named NBA Coach of the Year as the fans became "Hubie's Sixth Man." In addition to Brown's coaching, Atlanta's move forward was sparked by two rookies who would have an impact in the team's history for years to come.

Seven-foot-two center Wayne "Tree" Rollins was selected by the Hawks in the first round of the NBA draft to secure the middle for the team. The Hawks' other impact pick was 6-2 guard Eddie Johnson. These two additions, along with a proven veteran like Drew, would comprise the nucleus of the team.

The Hawks were again playoff participants in 1978-79, but it was just a building block for the following season. Atlanta added forward Dan Roundfield that season and his play, along with the other players, brought the Central Division title to Atlanta in 1979-80. The squad finished with a 50-32 mark, and a first-place finish for the first time in nine years, and three players, Drew, Johnson and Roundfield, participated in the 1980 NBA All-Star game.

After just one season at the top, the Hawks fell 20 games under the .500 mark (1980-81), finishing 31-51 and out of the playoffs for the first time in four years.

Atlanta replaced Brown as coach with former New York/New Jersey Nets coach Kevin Loughery, and he led the Hawks back to the playoffs during both of his seasons in Atlanta (1981-82 and 1982-83) before leaving the team following his final year for another coaching position.

The Hawks' biggest move during Loughery's tenure was made off the court on September 3, 1982. The team traded players John Drew and Freeman Williams plus cash to the Utah Jazz in exchange for Dominique Wilkins, who they had selected that year in the NBA draft. Wilkins, a former All-American player at the University of Georgia, was a unanimous choice to the NBA All-Rookie first team in his rookie season, which was a preview of coming attractions.

Former Hawks assistant Michael Fratello was named to succeed Loughery as the Atlanta franchise's fifth head coach, and he promptly led the Hawks to their third consecutive playoff appearance in 1983-84.

Seeking to change their fortunes and join the NBA elite teams, Atlanta implemented their second youth movement. The Hawks introduced a three-year rebuilding plan in 1984-85 that would hopefully bring the team closer to a championship.

The movement started with the Hawks dealing Roundfield to the Detroit Pistons for forwards Cliff Levingston and Antoine Carr and two future draft picks. Roundfield concluded his six-year career with three All-Star seasons and a 17.6 points-per-game average. In addition to acquiring the youthful forwards, Atlanta drafted another big man in 7-0 center Kevin Willis of Michigan State. Willis' size and speed for an inside player would give the Hawks added depth in the frontcourt. The task of rebuilding was a long and difficult process for Fratello and the Hawks that season as the club finished 34-48 and out of the playoffs for only the second time in eight years.

As a result of missing the playoffs, there was some consolation as the team prepared for the '85-'86 season. The Hawks were allowed to participate in the NBA's first draft lottery (where the seven teams not making the playoffs were allowed to draw for the top seven picks in the 1985 draft), and with the fifth selection, Atlanta grabbed another seven-footer, SMU's Jon Koncak.

One of Atlanta's interesting free agent signings that season was 5-7 guard Anthony "Spud" Webb from N.C. State. A diminutive athlete who defied the odds of making an NBA roster, Webb electrified fans throughout the league with his speed and incredible jumping ability (42 inches). That talent was showcased at the 1986 NBA All-Star Weekend, as Webb defeated his teammate and defending champion Wilkins in the '86 Slam Dunk contest.

Despite the loss of his "crown," Wilkins became the first Atlanta player to lead the NBA in scoring after averaging 30.3 points in '85-'86. He was also honored with his first appearance in the NBA All-Star game, and he was also named to the first-team All-NBA squad.

As a team, the Hawks tied franchise marks for most wins in a season (50) and best home record (34-7), and their 50-32 record, which was second in the Central Division, was the league's biggest turnaround (+16 games) from the previous campaign. For his efforts, Fratello was named Haggard/NBA Coach of the Year.

With the high expectations of the 1986-87 season awaiting them, the Hawks provided another year of outstanding play. A franchise record 57 wins capped an extraordinary season that saw Atlanta win the Central Division title. With the third-best record in the NBA, the Hawks established themselves among the league's elite teams, and with the combination of talent and athletic ability, they became one of the NBA's most popular teams. Wilkins finished second among the league's leaders in scoring with a 29.0 average, and was voted an All-Star starter for the first time in his career (his second appearance overall).

Several individual records were also established as Glenn "Doc" Rivers broke Atlanta's single-season assist record with 823, which also ranked him fourth in the NBA (10.0 average). Rollins moved into second place on the NBA's all-time blocked shots list, and Mike McGee set an all-time team mark for three-point goals (86) and attempts (229). The team made the playoffs for the second straight season and defeated Indiana in the first round, but faltered in the second round and lost to the Detroit Pistons.

The following season ('87-'88), the Hawks were replaced as division champs by Detroit, as Atlanta concluded

THE HISTORY OF THE HAWKS, CONT.

the season four games out of first place with a 50-32 record. Highlighting the year's achievements was the first appearance by a Hawks coach in the annual NBA All-Star game, as Mike Fratello earned the spot after Atlanta placed the best record in the Eastern Conference over the first half of the season. Joining Fratello on the victorious East squad were Wilkins and Rivers, who scored 29 and nine points respectively.

An exciting seven-game second-round playoff series against Boston ended the Hawks' quest for a possible championship series berth, but Atlanta followers, who during the season set new attendance records in The Omni, anxiously awaited the start of the 1988-89 year as the Hawks made two off-season acquisitions to challenge for the NBA championship.

With the addition of Moses Malone and Reggie Theus, many prognosticators around the country believed the Hawks would pose a serious threat for the club's second NBA title, but that was prior to the monumental loss of Willis, who would miss all 82 games with a fracture in his left foot. Despite the absence of the seven-foot forward, Atlanta ended the season with its fourth straight 50-win campaign (which at that time was the longest current streak in the Eastern Conference).

But what most will remember about the Hawks' '88-'89 season is the disappointing end to their title dreams, as the Milwaukee Bucks, who were beaten in all six regular season meetings with Atlanta, upset the Hawks in the first round of the NBA playoffs, three games to two.

The Hawks continued to struggle in 1989-90 as injuries plagued the team over much of the season, forcing them to miss the playoffs for the first time in five years. With a 41-41 record, Atlanta dropped to sixth place in the Central Division.

As a result, Michael Fratello resigned as head coach on April 23, 1990 and was replaced on May 22 by former NBA player and San Antonio Head Coach Bob Weiss.

On the strength of a 22-game home winning streak, Atlanta returned to the playoffs and pushed the two-time defending champion Detroit Pistons to five games before the curtains fell on the 1990-91 season.

Weiss' coaching approach wasn't lost on Hawks fans, as well as the rest of the league, and was certainly evident in December when he was named Digital/NBA Coach of the Month as Atlanta streaked to an 11-3 record.

The season also brought improved play from Wilkins, who soared to his sixth NBA All-Star Game appearance in addition to Player of the Week (in January) and Month (in February) honors. While leading the team in scoring for the eighth straight season, he led the team for the first time in rebounding, and finished third in assists.

Unfortunately for the Hawks, January 28, 1992 was the telling blow of the 1991-92 season. Prior to that evening's game against Philadelphia, Wilkins was selected as a reserve for the Eastern Conference All-Star Game and was looking forward to the opportunity to become the 17th player in league history to reach the 20,000-point level. In the second quarter (with 5:32 remaining), the 6-8 forward, whose 28.1 scoring average trailed only Chicago's Michael Jordan, suffered a ruptured right achilles tendon injury which forced him to miss the remainder of the season.

At the time, Atlanta's record was 22-20. Without their veteran, the Hawks finished 16-24 and surprisingly, only one game away from making the 1992 NBA Playoffs. It came down to the final regular season game of the season, and if not for a 112-108 loss at Cleveland, Weiss' squad would have capped off an injury-filled campaign by earning an opening round playoff berth against Chicago.

Not only were the Hawks without the services of Wilkins for the final 40 games, but the outside shooting of Travis Mays was absent for 80 games after he suffered tendon problems in his right ankle after the second game of the year.

While deserving of an All-Star position prior to replacing his fallen teammate, center Kevin Willis' production was worthy of praise. After years of unfulfilled expectations, he led Atlanta in scoring (18.3), rebounding (15.5) and minutes played (2,962). His work on the boards (which also placed him second in the NBA) enabled him to become Atlanta's all-time season rebounding leader (1,258), and his 33 rebounds against Washington was an Atlanta game record.

The 1992-93 season saw the previous season's goal attained: the Hawks finished 43-39 and met the Chicago Bulls in the first round of the playoffs. An appearance in the playoffs had alternately seemed likely and impossible throughout this tumultuous season. To begin the season, Wilkins returned to the court after his career-threatening achilles injury to score his 20,000th point and become only the 17th NBA player to do so. Atlanta gained a true point guard from the New Jersey Nets as Rumeal Robinson was traded away for Nets guard Mookie Blaylock. Blaylock provided the leadership and ball distribution that the Hawks so desperately needed, and the season showed potential.

Although the first half of the season was spent in the depths of mediocrity, there were some bright spots. On February 2, Wilkins scored 31 points against Seattle to become the franchise's all-time leading scorer by breaking Bob Pettit's long-standing record of 20,880.

Slated to face the Bulls in the first round of the NBA Playoffs, the games went quickly, with Chicago sweeping the Hawks in three en route to their third straight NBA title.

Immediately after the season, the Hawks announced that Weiss would not have his contract extended. The search for a new coach began in April and ended on June 1, when former Cavaliers Head Coach Lenny Wilkins rejoined the franchise. Wilkins, who spent eight years with the Hawks in St. Louis and entered the 1993-94 season 69 victories behind Arnold "Red" Auerbach's league-record total of 938 career coaching wins, brought longtime assistant coaches Dick Helm and Brian Winters with him in the move to Atlanta and began to look at the talent he was handed. With the draft at hand and a #15 first-round pick, the Hawks took Doug Edwards, a 6-7 forward known for his defense and passing, a perfect complement to the Hawks' squad.

While it was believed Wilkins and his staff would improve the Hawks fortunes, no one imagined the results would be so immediate. The 1993-94 season brought the franchise's third Central Division championship, a 57-25 record (the best in the Eastern Conference), and the first IBM/NBA Coach of the Year award for Wilkins, who also earned his fourth All-Star coaching assignment by leading the Eastern Conference All-Stars during the 1994 Game in Minneapolis.

Blaylock's season was also highlighted by his first appearance in the NBA All-Star Game, joining fellow teammate Wilkins and the Hawks coaching staff on the Eastern Conference squad.

For Wilkins however, his All-Star showing would be his last in an Atlanta uniform, when on February 24, the Hawks traded their future Hall-of-Famer and a number one draft pick to the Clippers for Danny Manning, ending a 12-year career in Hot-lanta. Wilkins, who began the 1994-95 season in Boston, concluded his days in Atlanta as the franchise leader in numerous categories including games played (882), minutes played (32,542), steals

THE HISTORY OF THE HAWKS, CONT.

(1,245), points scored (23,292) and scoring average (26.4).

The 1994-95 season began with a bang, as two games into the season the Hawks traded Kevin Willis, who ranked among Hawks all-time leaders in every rebounding category. In exchange for Willis and a future first-round pick, Atlanta received Steve Smith and Grant Long from the Heat, who helped form the cornerstone for the future of the franchise.

Adjusting to the change in team chemistry didn't come easily. The Hawks came out of the gates slowly for the second consecutive year, before eventually recovering to the .500 mark (30-30) on March 10.

The highlight of the season was Lenny Wilkins' pursuit of Red Auerbach's all-time NBA wins mark of 939.

After trying unsuccessfully three times to deliver the record breaking win, the stage was set for a home game against Washington on January 6. Behind 23 points from Ken Norman, Atlanta pulled away early, eventually winning 112-90.

Going into the playoffs, Atlanta was playing their best ball of the season, getting solid contributions all around.

Unfortunately for the Hawks, their first round opponent was the Central Division champion (and Atlanta arch-rival) Indiana Pacers, a tough, veteran club as well. The Pacers were on top of their game and swept the Hawks, 3-0.

Going into the 1995-96 season, the Hawks hoped to return to the upper echelon of the Eastern Conference as their nucleus continued to grow stronger with experience. Atlanta felt they had the right mix to contend again immediately.

The season turned for the better on the night of January 7, as the team was stranded in New Jersey, due to the Blizzard of '96. After having a contest with the Nets postponed, the Hawks came home and reeled off 10 consecutive wins.

As the Hawks rolled toward the playoffs, the team hit a couple of bumps, losing three straight home games at one point in the final month of the season. But a win at Miami on the last day of the season sealed the sixth playoff spot for the Hawks, where they would face the Pacers for the third consecutive year.

When Reggie Miller's three-point attempt at the final buzzer rimmed out, the Hawks had prevailed in an exciting five-game series.

Although the Hawks fell to the Orlando Magic in the second round of the playoffs in five games (4-1), they didn't go down without a fight.

The acquisition of Dikembe Mutombo in 1996 gave Atlanta the big defensive presence in the middle they lacked since "Tree" Rollins. Mutombo's combination of shot blocking and rebounding ability is unparalleled in the NBA.

As the 1996-97 season began, the Hawks featured four All-Star caliber players and Dream Team III head coach Lenny Wilkins at the helm.

The addition of Mutombo, along with the movement of Laettner to his natural position, helped lead Atlanta to 56 wins (one off the franchise record), including a 20-game home winning streak and a franchise-tying 36 home wins.

Over the first two months of the season, the Hawks went 16-11, setting the stage for a record January. Atlanta went 14-2 that month, the most wins in a single month in franchise history. The Hawks reeled off 10 straight wins, equalling the fourth-best win streak in Atlanta history.

The Hawks pulled out a 3-2 win in the first round of the playoffs against the Pistons, setting the stage for a showdown with the Bulls.

After almost pulling out game one in Chicago, the Hawks did the unthinkable, winning at the United Center, and becoming the first team to win a road playoff game there since 1995. But the Bulls reeled off the next three games to win the series.

Mookie Blaylock turned in another solid season, leading the NBA in steals (2.7) for the first time, while Mutombo finished second in the league in blocked shots (3.3) and rebounding (11.6).

The Hawks pulled out a 3-2 win in the first round of the playoffs against the Pistons.

After almost pulling out game one of Round Two in Chicago, the Hawks did the unthinkable, winning at the United Center, and becoming the first team to win a road playoff game there since 1995. But the Bulls reeled off the next three games to win the series.

The Hawks success brought individual honors to a couple of players as Mutombo took home the NBA's Defensive Player of the Year Award and a first-team All-Defensive honor. Blaylock also received consideration for the All-Defensive team, garnering second team honors.

The start of the 1997-98 season brought an unparalleled level of excitement over the city. The Hawks began the season with a franchise record 11-game winning streak, tying the fifth-best start in NBA history.

The rest of the season didn't live up to the first month's promise, however, as Atlanta posted a 5-8 mark in December followed by a 9-8 January, which led to a 29-20 mark after the All-Star break.

After finishing fifth overall in the conference, the Hawks solidified a first-round playoff matchup with the Charlotte Hornets, a team Atlanta had swept, 4-0, during the regular season.

The playoffs didn't hold true to form, as the Hornets surprised the Hawks, winning the series, 3-1, and moving on to face eventual champion Chicago in the second round.

Alan Henderson was named as the league's Most Improved Player after posting career-highs in points (14.3), rebounds (6.4), assists (1.1), shooting percentage (.485) and free throw percentage (.652).

The 1998-99 season was memorable for many reasons. A season cut short by the NBA's first work stoppage (lockout), Atlanta put together a 31-19 mark, just two games off the best mark in the Eastern Conference.

The Hawks finished up 2-1 in May, and headed into the playoffs with the fourth seed.

The playoffs also proved to be a make-or-break proposition, as Atlanta took a 3-2 first round win over Detroit, but followed it with a difficult 4-0 second round loss to eventual Eastern Conference finalist New York.

The 1999 offseason was one of great transition, as the Hawks traded the longtime backcourt tandem of Mookie Blaylock and Steve Smith.

As the team moved into their new home, Philips Arena, the youthful and athletic direction of the team promised to be exciting.

The 1999-2000 saw the opening of the state-of-the-art Philips Arena, where the Hawks recorded a 21-20 mark on the campaign. Early on, after pulling even at a 9-9 mark, the Hawks went just 19-45 the remainder of the season.

THE HISTORY OF THE HAWKS, CONT.

Rookie Jason Terry brought hope for the future, as the 10th overall pick was named to the NBA's All-Rookie second team.

Dikembe Mutombo was once again named to the Eastern Conference All-Star team and won the NBA rebounding title for the first time in his career. He also finished second in blocked shots and field goal percentage.

Following the season, head coach Lenny Wilkens elected to resign his position, setting the stage for the Lon Kruger era. Kruger, who spent 18 years as a college coach at Pan American, Kansas State, Florida and Illinois looked to duplicate his success on the pro level.

While 2000-01 was not a successful season from a won-loss standpoint, a strong foundation was laid, and the subsequent offseason provided an excitement level unmatched in recent years.

Despite being on the losing end of the most contests in franchise history (57), Lon Kruger's group showed outstanding effort on a nightly basis and the team's attitude did not go unnoticed.

Jason Terry avoided the sophomore jinx in a big way leading the team with 19.7 ppg, the highest by a Hawk since Steve Smith's 20.1 output in 1997-98.

A mid-season trade changed the look of the team's future, as center Dikembe Mutombo was traded to the Philadelphia 76ers for three talents — Theo Ratliff, Toni Kukoc and Nazr Mohammed.

Ratliff was named the Eastern Conference's starting center in the 2001 NBA All-Star Game, but was unable to play due to a fractured wrist. That injury also pushed his Hawks debut back to the 2001-02 season.

Three-time NBA champ Kukoc and the unheralded Mohammed both made major contributions, with Mohammed playing so well he was re-signed in the offseason.

The draft day acquisition of the Grizzlies' Shareef-Abdur Rahim provided a tremendous amount of buzz around the league, as the experienced, yet young 2000 U.S. Olympian will now lead his hometown team.

Injuries became a major story of 2001-02, as the Hawks lost an NBA-high 319 games due to injury/illness.

While there were some terrific individual performances — Shareef-Abdur Rahim's All-Star appearance, 50-point game and all-around consistent play — the loss of Theo Ratliff for 79 of the season's 82 games proved too much to overcome in a 33-49 campaign.

Jason Terry also shined, averaging 19.3 ppg (his second straight season over 19 ppg), while the exciting DerMarr Johnson showed significant development over his rookie season.

The Hawks delivered a solid performance over the second half of the season, going 17-16 following the All-Star break (after a 16-33 first half).

Ira Newble, signed in mid-January, brought a toughness and defensive presence to the club, starting 35 of 42 games in which he played.

The summer of 2002 saw another draft night trade, as the Hawks acquired Gonzaga point guard Dan Dickau from the Sacramento Kings in exchange for a future first round pick. In the second round, Atlanta selected Australian David Andersen (37th overall).

An early August trade added All-Star forward Glenn Robinson to the Hawks roster, bringing one of the league's best mid-range shooters and scorers to the Atlanta roster.

There were very high expectations entering the 2002-03 season.

After a 6-4 start through 10 games, the Hawks dropped 12 of 17, costing head coach Lon Kruger his job. Assistant coach Terry Stotts replaced Kruger and had a rough start as well, going 3-11.

But the Hawks showed signs of life in mid-January, and really began playing solidly following the All-Star break.

Speaking of All-Star, the 2003 classic, held at Philips Arena, was certainly a highlight for the franchise and the city, as the first-ever double overtime All-Star game ended with a 155-145 West win. Kevin Garnett (37 points) secured MVP honors in Michael Jordan's final All-Star appearance.

Atlanta produced a 16-17 mark following the break, and posted a 6-2 mark in April. Glenn Robinson, Shareef-Abdur-Rahim and Jason Terry combined to average 57.9 ppg, becoming the highest-scoring trio in the league on the season. Additionally, center Theo Ratliff returned to All-Star form in the season's second half.

After the first part of the 2003-04 season didn't go as planned, General Manager Billy Knight decided major changes had to be made for the franchise to move forward. His vision included adding young, versatile and athletic players, and taking no shortcuts to build a long-term winner.

Over a 10-day span in February, Knight pulled off three major trades, leaving the Hawks with massive salary cap room for the summer of 2004.

In another move that changed the shape of the franchise, the Hawks were sold to a nine-man ownership group led by businessmen Bruce Levenson and Michael Gearon on March 31, 2004.

On the court, Stephen Jackson had a breakout season, while rookies Boris Diaw and Travis Hansen showed signs of things to come.

Leading into 2004-05, the Hawks made several roster moves, including the acquisitions of veterans Al Harrington, Antoine Walker, Tony Delk, Peja Stojakovic and Kenny Anderson, and the return of former Hawks Kevin Willis and Jon Barry. Additionally, the team stocked up with four draft picks — Josh Childress (sixth overall), Josh Smith (17th), Donta Smith (34th) and Royal Ivey (37th).

By the time the smoke cleared, only two players remained on the roster (Chris Crawford and Boris Diaw) from the start of the previous season.

The season was a frustrating one in some ways (with a 13-69 finish), but also led to opportunities for the team's young nucleus to get significant playing time as the season went along.

Childress and Smith especially made progress, with both earning NBA second-team All-Rookie honors after solid rookie campaigns.

The high-flying Smith captured the imagination of the entire league on All-Star Weekend in Denver, single-handedly rejuvenating the Slam Dunk Contest in the process. The 19-year-old rookie put together four devastating dunks (three earned perfect 50's) en route to earning the title.

In the 2005-06 campaign, the young Hawks showed significant progress, both individually and team-wise. The addition of the multi-talented Joe Johnson was a huge step for the franchise, as was the drafting of Marvin Williams (2nd overall) and Salim Stoudamire (31st overall).

After a blockbuster trade to acquire him prior to the season, Johnson was everything the team expected and more, coming up with four 40+ point games, the most since Dominique Wilkins' eight in 1992-93, leading the team in several offensive categories, breaking the franchise's single-season record for minutes played and earning a

THE HISTORY OF THE HAWKS, CONT.

spot on the prestigious USA Senior National Team program.

Another offseason acquisition, restricted free agent signee Zaza Pachulia, proved to be a great find in the pivot. Second-year man Josh Smith came on especially strong after the All-Star break, and finished second in the NBA in total blocks. Williams and Stoudamire showed promise as well, the former improving his scoring and rebounding every month.

The club went 26-56, doubling the previous season's win total, improving more than all but two teams in the league. With the club believed to be the youngest in NBA history (avg. age — 23), the sky seems to be the limit.

In September of 2006, the franchise (and fans around the world) celebrated the induction of legend Dominique Wilkins into the Naismith Basketball Hall of Fame, as he took his rightful place among the immortals of the sport.

The 2006-07 campaign saw continued growth of the team's exciting young core, despite a devastating rash of injuries. Four of the team's top seven players missed 20 or more games, and Atlanta only had six games with all top seven players healthy.

Joe Johnson stepped up as one of the elite players in the league, ranking ninth in the NBA in scoring (25.0), while earning the team's first All-Star berth since 2002. Johnson missed the first games of his six-year career due to injury (missing 25 total), yet recorded 19 30-point games, and set a franchise record by beginning the season with seven consecutive games scoring 25 or more.

Josh Smith was outstanding as well, placing second in the league in blocks (207), in the process of becoming the youngest player in NBA history (21 years, 88 days) to reach the 500-block milestone. But his all-around game began to catch up as well, as he was one of just three men in the league to rank in the top 20 in blocks, steals and rebounds.

Still the youngest team in the NBA, Atlanta saw its win total improve for the third straight season (Hawks finished 30-52), as all five of the team's top players (Johnson, Smith, Josh Childress, Marvin Williams and Zaza Pachulia) finished with career-high scoring numbers.

The Hawks' patience over the last several years paid off in the 2007-08 season. After recording a 37-45 mark and reaching postseason play for the first time since 1999, Atlanta took the NBA's top regular season team and eventual champion (Boston) to seven games, before falling 4-3 in the thrilling first round series. The home contests (all Hawks wins) in particular generated tremendous support from the Philips Arena faithful, and raised eyebrows around the NBA.

Veteran point guard Mike Bibby was added to the roster at the trade deadline, and the Hawks' picked it up offensively in the second half of the season, playing their way into the playoff picture.

Several Hawks players pushed their games to the next level — Joe Johnson earned his second straight All-Star berth, Josh Smith again finished second in the league in blocks (and placed sixth in Defensive Player of the Year voting), Al Horford was the only unanimous selection to the NBA All-Rookie team (finishing as the runner-up for Rookie of the Year) and Josh Childress was sixth in voting for the NBA's Sixth Man Award.

The momentum generated in the 2007-08 playoffs certainly carried over into the 2008-09 regular season, as Atlanta recorded its best (and first .500 or better) campaign in 10 years.

Sporting one of the league's best home records (31-10), the Hawks improved their overall mark for the fourth straight year, going 47-35, finishing second in the Southeast Division and fourth in the Eastern Conference.

Joe Johnson made the All-Star game for the third straight season, and hit the 10,000 career point plateau on Jan. 31.

Atlanta reached the Eastern Conference semifinals (also for the first time since 1999), as they took out Miami, 4-3 in the first round, before falling, 4-0, to Cleveland.

The still-young team looked to continue that momentum in 2009-10.

The 2009-10 campaign was notable for many reasons, not the least of which was the Hawks recording 53 wins, a superlative 34 home victories and once again advancing to the second round of the playoffs for the second straight season.

While much of the '08-'09 team returned for '09-'10, a new face provided a major difference off the bench. Veteran Jamal Crawford, who was acquired in the summer of 2009, eagerly accepted and thrived in his substitute role, earning NBA Sixth Man of the Year honors.

Joe Johnson was named an All-Star for the fourth straight season, and took home his first berth on the All-NBA team (third team). Josh Smith was runner-up to childhood friend Dwight Howard for Defensive Player of the Year honors, and made the NBA All-Defensive second team.

Second-year big man Al Horford earned his first All-Star berth, giving Atlanta two players in the game for the first time in 12 years.

After beating Milwaukee in the first round, the Hawks ran into a hot Orlando Magic squad in round two, suffering a 4-0 sweep in the Conference Semifinals for the second consecutive year.

Looking to take another step forward, the club installed longtime assistant coach Larry Drew as the club's new head coach, after 27 combined seasons in the NBA as a player and coach.

He led the club to a red-hot 6-0 start (the best by a first-year head coach in Atlanta history) and in the season's first half, the Hawks became a dangerous road team, while maintaining their home dominance. Atlanta enjoyed a 10-game home win streak, as well as a six-game road win streak, during the campaign.

After securing a playoff spot in early April, the Hawks rested most of their primary players, and finished off with a 44-38 mark, good for fifth in the East, earning a rematch with Orlando in the first round of the 2011 NBA Playoffs.

After taking the series opener in a hostile environment in Orlando, the Hawks controlled most of the games, earning a 4-2 series win, and a measure of sweet revenge from the embarrassing loss in the '10 Playoffs.

But Atlanta couldn't get past the NBA's best team during the regular season, the Chicago Bulls, in the Eastern Conference Semifinals. Tied at two games each, and holding a lead in the fourth quarter of game five, the Hawks couldn't hang on. After losing the fifth game, Atlanta came home and fell in game six.

But progress was certainly made, as the Hawks played their best basketball during the postseason.

The 2011-12 regular season was notable for several reasons. Shortened to 66-games by a work stoppage, the campaign tipped off on December 27 as the Hawks played nine games in the first 12 days.

Despite a number of major injuries to key players (including the loss of All-Pro center Al Horford for the remainder of the season after just 11 games), the Hawks persevered through the sprint, ending the season taking five-of-the-last-six to finish the season at 40-26, an equivalent to a 50-win season during a regular 82-game campaign.

THE HISTORY OF THE HAWKS, CONT.

In fact, Atlanta finished with the fourth-best record in the East, taking home court advantage in the first round against Atlantic Division champion and longtime nemesis Boston.

After the Hawks took game one of the series, the veteran Celtics bounced back to win three-in-a-row. After Atlanta trimmed the deficit to 3-2, they went to TD Garden and nearly pulled out a game six victory to extend the season. But some bad breaks down the stretch cost them, and the Hawks fell to the Celtics, 4-2.

Despite not reaching the second round of the Playoffs for the first time in four years, Atlanta had a lot to be proud of -- overcoming the injuries and rugged schedule to take 40 regular season wins, and taking a tough Celtics bunch to the wire.

Entering 2012-13, the Hawks' roster had a different look than the one that finished the prior season, as veterans Joe Johnson (Brooklyn) and Marvin Williams (Utah) were dealt in the offseason. But with the returning trio of Al Horford, Josh Smith and Jeff Teague, plus a collection of outside shooting threats, Atlanta looked to make postseason for the sixth straight year.

In an excellent position for much of the year, Atlanta finished up second in the Southeast Division and sixth in the East with a 44-38 mark, setting up a first-round matchup with the physical Indiana Pacers. Trailing 2-0 after tough losses in Indy, Atlanta roared back with two solid home wins behind revved up crowds at Philips Arena. After dropping Game 5 at Indiana, Atlanta trailed late in Game 6 but fought back again, only to fall short and lose the series.

Injuries were again a story, as key rotation players Lou Williams (14.1 points per game in 39 contests before tearing his right ACL) and Zaza Pachulia (5.9 points and 6.5 rebounds in 52 games prior to suffering an Achilles injury) missed extended portions of the season, including the playoff series.

The summer of 2013 saw even more changes as Mike Budenholzer became the franchise's 12th full-time head coach.

The Hawks opened the season incorporating many new faces and held their ground, carrying a 16-13 mark after a double-overtime win in Cleveland on 12/26. Unfortunately that would be the final game of the season for two-time All-Star Al Horford, who tore his right pectoral muscle two years after tearing his left.

Atlanta was able to maintain, reaching a 25-25 mark through 50 games, but a multitude of other injuries to key players began to take their toll.

The Hawks had a rough February and early March, but from March 10 on recorded a 12-9 mark to secure a playoff berth, the franchise's seventh in a row, the longest active streak in the Eastern Conference. Atlanta finished the regular season at 38-44.

Atlanta almost pulled a major first-round upset, losing to the top-seeded Indiana Pacers in a hard-fought and competitive seven-game series. The Hawks led 2-1 and 3-2 during the course of the series but couldn't close out the favored Pacers.

Among many impressive performances was the first All-Star season of Paul Millsap's eight-year career. An offseason signee as an unrestricted free agent, Millsap was outstanding and became a focal point of Atlanta's offensive attack.

Jeff Teague, Kyle Korver and DeMarre Carroll also enjoyed solid seasons, second-year men Mike Scott and Shelvin Mack made tremendous strides in becoming every day contributors and rookie Pero Antic (named to the Rookie-Sophomore game) along with veteran Elton Brand provided help in the post in Horford's absence.

Korver set an NBA record, making a three-pointer in 90 straight games, set on 12/6/13 vs. Cleveland (the mark eventually reached 127 consecutive).

The 2014-15 season was a season of firsts and milestones for the Hawks franchise, centered on a franchise-best 19-game win streak, a team-best 60 wins, and multiple honors along the way.

After a 7-6 start, Atlanta won nine-in-a-row before losing on a buzzer-beater at Orlando on 12/13. After a 5-1 stretch ended with a 107-77 home loss to the Bucks, Atlanta reeled off 19 consecutive wins to push their record to 40-8. Overall, the Hawks won 33-of-35 at one point.

By mid-season, Atlanta had the best record in the Conference, the All-Star head coach in Mike Budenholzer and four Eastern Conference All-Stars (Al Horford, Kyle Korver, Paul Millsap and Jeff Teague) for the first time in club history.

Atlanta continued to roll en route to a 60-22 record, earning the top seed overall, and home court advantage until the NBA Finals, heading into the 2015 NBA Playoffs.

After a 4-2 first round series win over Brooklyn, the Hawks took down Washington in the Eastern Conference Semifinals, also 4-2. Atlanta won the clinching games of both rounds on the road.

For the first time in franchise history, the Hawks reached the Eastern Conference Finals, eventually falling short against the Cleveland Cavaliers.

Postseason brought more honors and memories, including Budenholzer taking home NBA Coach of the Year honors, the fourth Atlanta coach so honored.

In 2015-16, the Hawks started hot at 7-1, hovered just above the .500 mark in the middle of the campaign, then finished with a 15-7 flurry after March 1 (including 12-4 in March, one win shy of the Atlanta record for wins in that month) to secure the fourth overall spot in the Eastern Conference and home court advantage in the first round.

After taking a 2-0 lead over the Celtics in the first round, the Hawks saw Boston come back to knot the series at 2. After taking the fifth game at home, the Hawks took care of business in Boston to close out the series in 6, 104-92. It marked the first time in franchise history the Hawks had topped the Celtics in a playoff series.

Though the Hawks fell short to top-seeded Cleveland, 4-0, in the Eastern Conference Semifinals, losing to the Cavs in the postseason for the second straight year, the season on the whole was another successful one.

Atlanta's defense was amongst the best in the league, as the Hawks led the NBA in FG%, ranking third in spg, fifth in bpg, sixth in fewest points allowed and sixth in opponent 3FG%. Atlanta was once again amongst the NBA's most unselfish teams, averaging 25.6 assists (No. 2 in the NBA).

Paul Millsap earned his third consecutive All-Star berth, while Al Horford secured his fourth overall appearance. Millsap capped off his tremendous campaign earning second team All-Defensive team honors.

Atlanta made the postseason for the ninth straight time, the longest active streak in the East and the longest run in team history. The Hawks finished 48-34, and the two-year combined mark of 108-56 marked the best two-year run in the history of the franchise.

With changes at two key starting positions beginning the 2016-17 campaign - Dwight Howard at center and Dennis Schröder at point guard - the Hawks began the season on a roll, marching out to a 9-2 start.

The Hawks struggled the rest of the '16 calendar year, and were sitting at 17-16 at the turn of the year.

Atlanta had yet another strong January, going 11-4, including a stirring New Year's Day overtime home win

THE HISTORY OF THE HAWKS, CONT.

against San Antonio.

There were several other thrilling wins on the season, including dramatic comebacks, highlighted by a stunning 126-125 home win over Cleveland on April 9, as Atlanta trailed by 26 points in the fourth quarter.

The injury bug hit down the stretch, but Atlanta was able to finish at 43-39, earning the fifth spot in the Eastern Conference playoff picture. The postseason berth was Atlanta's 10th straight, the longest in the Conference and second-longest in the NBA behind the Spurs.

In a back-and-forth first-round series against fourth-seeded Washington, the Hawks fell short, 4-2.

Paul Millsap led the way for the Hawks once again, earning his fourth consecutive Eastern Conference All-Star berth. In his first season as a starter, Schröder broke out, averaging 17.9 points and 6.3 assists. Tim Hardaway Jr. added 14.5 points per game, also garnering attention as one of the league's most improved players.

After struggling in close games the prior year, Atlanta went 5-0 in overtime, including a dramatic four OT win over the Knicks on January 29, 142-139.

The 2017-18 season saw changes on and off the court for the Hawks, starting with the hire of Travis Schlenk as the team's new General Manager and Head of Basketball Operations in May, 2017. With the departure of Paul Millsap, Tim Hardaway Jr. and Dwight Howard among others, the team would have a new look on the floor as well.

After starting out 3-15, the Hawks were at 10-26 at the turn of the calendar. Finishing out a challenging second half of the season, Atlanta won two-of-its-last-three and three-of-six to finish at 24-58, marking the first time the Hawks had missed the playoffs after 10 consecutive trips.

Individually, several Hawks had notable seasons, including Dennis Schröder (career-high 19.4 ppg), Kent Bazemore (12.9 ppg and a solid all-around season), second-year man Taurean Prince (played in all 82 games, averaging 14.1 points and making 176 three's) and rookie John Collins, who set several Hawks rookie records while being named to the NBA All-Rookie Second Team.

Altogether, eight Atlanta rookies saw game action on the season, tying the franchise record. The Hawks had 12 players on the final roster (including two-way contracts) with one year or less of NBA experience.

Following the season, the Hawks parted ways with Mike Budenholzer and named Philadelphia 76ers assistant coach Lloyd Pierce as the team's new head coach, continuing the club's new look and youth movement. Rookies Trae Young, Kevin Huerter and Omari Spellman continue the Hawks' youth movement into the 2018-19 campaign.

Adding to the excitement, the Hawks opened the completely transformed and newly-named State Farm Arena at the start of the '18-'19 season as well.

Youth, growth and development took center stage in 2018-19, as the Hawks sported one of the youngest teams in the league. The team began the campaign slowly, but picked up a great deal of momentum in late December, which carried over to the remainder of the season.

Young enjoyed a historic rookie campaign, setting multiple team and NBA rookie marks, leading all first-year players in points and assists, becoming the first rookie to do so in six years. He was named NBA Eastern Conference Rookie of the Month four times (out of the five award cycles) and earned NBA Eastern Conference Player of the Week honors on March 25.

One of the NBA's Most Improved Players, John Collins led all members of the 2017 NBA Draft class with 32 double-doubles, finishing 15th in the NBA in rebounds per game, 16th in field goal percentage and 33rd in scoring. Rookies Huerter and Spellman also made significant contributions to Atlanta's youthful core.

After beginning the season at 6-23, Atlanta proceeded to go 23-30 the remainder of the way, including a 12-12 over the subsequent 24 games.

The club set a franchise record for three-pointers made in a season (1,067), and knocked down 20-or-more six times. In post-All-Star break action, Atlanta ranked second in the league in scoring (119.9), three-pointers made (366) and three-pointers per game (15.3).

In one of the NBA's most memorable games of the season, the Hawks and Bulls battled at State Farm Arena for four overtimes (68 minutes) on March 1, before Atlanta fell short, 168-161, as Young finished with 49 points, the most by a rookie in 2018-19.

Though the season was cut short (Atlanta finished the season at 20-47) by the Coronavirus pandemic that struck the world in 2020, the Hawks saw significant individual growth as the team's future core began to take shape.

Trae Young had a spectacular and historic sophomore season, finishing fourth in the NBA in scoring (29.6) and second in assists (9.3). He was voted as a starter for the Eastern Conference in the 2020 NBA All-Star game in Chicago, leading all East guards in fan voting with 2,829,969 votes, becoming the first Hawk since Dikembe Mutombo in 1998 to be voted as an All-Star starter.

John Collins delivered a tremendously efficient season, compiling 21.6 ppg and 10.1 rpg, becoming the first player in league history to average at least 20 points and 10 rebounds, while shooting at least .550 FGs, .400 3FGs and .800 FTs.

Second-year guard Kevin Huerter overcame early injuries to continue his consistent improvement, while rookies DeAndre Hunter and Cam Reddish had a positive impact in their initial campaigns.

Atlanta acquired veteran center Clint Capela, one of the league's double-double machines and premier rebounders, prior to the trade deadline to add to the young nucleus.

The Hawks started the campaign with two wins but early injuries took a toll as Atlanta slid to 4-16 at the end of November. After an equally difficult December, Atlanta started 2020 at 7-27.

Atlanta went 13-20 the remainder of the way until the season was suspended after the games of March 11.

Among the season's highlights - Young's first career 50-point game on Feb. 20 vs. Miami and two double-overtime wins (on Feb. 9 vs. New York and Mar. 9 vs. Charlotte).

An overriding positive theme throughout all of 2019-20 was the celebration of the final season of Vince Carter's unprecedented 22-year career. The first player in league history to appear in games in four decades, Carter spent the final two seasons of his Hall-of-Fame career in a Hawks uniform. In his final game, he was re-inserted late in the contest and sunk a three-pointer with 13.4 seconds remaining in overtime.

The 2020-21 Hawks season was a story of two halves. Atlanta began the season at 14-20, then proceeded to go 27-11 to finish at 41-31 and secure the fifth seed in the Eastern Conference. The hot streak continued as Atlanta made a historic playoff run, culminating in their second Eastern Conference Finals appearance since the team moved South in 1968.

After a 4-1 win in Round 1 over the fourth-seeded New York Knicks, the Hawks took out the top-seeded Philadelphia 76ers in the Eastern Conference Semifinals, 4-3. Despite falling short in the Conference Finals to the

THE HISTORY OF THE HAWKS, CONT.

eventual NBA champion Milwaukee Bucks, 4-2, Atlanta reached their deepest point in the playoffs in Atlanta history.

Atlanta's 27-11 mark after March 1 was tied for the best in the East, and the Hawks ended the season with the NBA's longest active home winning streak (11). Atlanta was 19-2 over their final 21 regular season home contests.

The Hawks' 113.7 ppg scoring average was the third-best in Atlanta Hawks history, while their 895 three-pointers was third-most and the .373 3FG% was second-best.

Trae Young had another special season, as the only qualifying NBA player to reach at least 25 ppg (25.3) and 9 apg (9.4). He ranked second in the NBA in apg, 14th in ppg and 14th in FT%.

John Collins finished 18th in FG% (.556), 23rd in rpg (7.4) and 26th in bpg. Clint Capela led the NBA in rpg (14.3), was third in bpg (2.05) and 10th in FG% (.594), the only player in the East to finish Top 10 in those three categories. He led the NBA with six 20-point/20-rebound games and 18 15-point/15-rebound contests. In 22 games after April 1 (Atlanta 17-5), Bogdan Bogdanovic averaged 22.0 ppg, 4.2 apg and 4.1 rpg in 35.4 mpg (.506 FG%, .495 3FG%, .889 FT%).

HAWKS RETIRED JERSEYS



Lou Hudson



Pete Maravich



Dikembe Mutombo



Bob Pettit




Dominique Wilkins

Uniform Illustrations - Mitch Rood (Hudson/Pettit) / Cliff Lummus (Maravich, Mutombo) / Jordan Shorthouse (Wilkins)

HAWKS PRIMARY LOGOS



St. Louis Hawks
pre-Atlanta



Atlanta Hawks
1969-70



Atlanta Hawks
1970-72



Atlanta Hawks
1972-1995



Atlanta Hawks
Primary Mark
1995-2007



Atlanta Hawks
Secondary Mark
2001-2007



Atlanta Hawks
Primary Mark
2007-2015



Atlanta Hawks
Secondary Mark
2007-2014



Atlanta Hawks
Secondary Mark 2014
Primary Partial Mark
2015-2016



Atlanta Hawks
Primary Mark
2015-2020



Atlanta Hawks
Secondary Mark
2015-2020



Atlanta Hawks
Primary Mark
2020-



Atlanta Hawks
Global Mark
2020-



Atlanta Hawks
Secondary Mark
2020-



Atlanta Hawks
Secondary Mark
2020-



Honorary Banner

HAWKS INDIVIDUAL HONORS * MVP of All-Star game

NBA COACH OF THE YEAR

2004-15	Mike Budenholzer
1993-94	Lenny Wilkens
1985-86	Michael Fratello
1977-78	Hubie Brown
1967-68	Richie Guerin
1962-63	Harry Gallatin

NBA MVP

1958-59	Bob Pettit
1955-56	Bob Pettit

NBA DEFENSIVE PLAYER OF THE YEAR

1997-98	Dikembe Mutombo
1996-97	Dikembe Mutombo

NBA ROOKIE OF THE YEAR

1954-55	Bob Pettit
---------	------------

NBA SIXTH MAN OF THE YEAR

2009-10	Jamal Crawford
---------	----------------

ALL-NBA SELECTIONS

2010-11	Al Horford (3rd)
2009-10	Joe Johnson (3rd)
1997-98	Dikembe Mutombo (3rd)
1992-93	Dominique Wilkins (2nd)
1991-92	Kevin Willis (3rd)
1990-91	Dominique Wilkins (2nd)
1988-89	Dominique Wilkins (3rd)
1987-88	Dominique Wilkins (2nd)
1986-87	Dominique Wilkins (2nd)
1985-86	Dominique Wilkins (1st)
1979-80	Dan Roundfield (2nd)
1972-73	Pete Maravich (2nd)
1969-70	Lou Hudson (2nd) and Bill Bridges (2nd)
1968-69	Bill Bridges (2nd)
1964-65	Bob Pettit (2nd)
1963-64	Bob Pettit (1st)
1962-63	Bob Pettit (1st)
1961-62	Bob Pettit (1st)
1960-61	Bob Pettit (1st)
1959-60	Bob Pettit (1st)
1958-59	Cliff Hagan (2nd), Slater Martin (2nd) and Bob Pettit (1st)

ALL-DEFENSIVE SELECTIONS

2015-16	Paul Millsap (2nd)
2009-10	Josh Smith (2nd)
1998-99	Dikembe Mutombo (2nd) and Mookie Blaylock (2nd)
1997-98	Dikembe Mutombo (1st) and Mookie Blaylock (2nd)
1996-97	Dikembe Mutombo (1st) and Mookie Blaylock (2nd)
1995-96	Mookie Blaylock (2nd)
1994-95	Mookie Blaylock (1st)
1993-94	Mookie Blaylock (1st)
1983-84	Wayne Rollins (1st) and Dan Roundfield (2nd)
1982-83	Wayne Rollins (2nd) and Dan Roundfield (1st)
1981-82	Dan Roundfield (1st)
1980-81	Dan Roundfield (2nd)
1979-80	Eddie Johnson (2nd) and Dan Roundfield (1st)
1978-79	Eddie Johnson (2nd)
1969-70	Joe Caldwell (2nd)
1968-69	Bill Bridges (2nd)
1957-58	Cliff Hagan (2nd), Slater Martin (2nd) and Bob Pettit (1st)
1956-57	Slater Martin (2nd) and Bob Pettit (1st)
1955-56	Bob Pettit (1st)
1954-55	Bob Pettit (1st)
1953-54	Bob Pettit (1st)
1950-51	Frank Brian (2nd)

ALL-ROOKIE TEAM SELECTIONS

2018-19	Trae Young (1st, unanimous selection), Kevin Huerter (2nd)
2017-18	John Collins (2nd)
2007-08	Al Horford (1st, unanimous selection)
2005-06	Marvin Williams (2nd)
2004-05	Josh Childress (2nd) and Josh Smith (2nd)
1999-00	Jason Terry (2nd)
1991-92	Stacey Augmon (1st)
1982-83	Dominique Wilkins
1974-75	John Drew
1973-74	John Brown
1970-71	Pete Maravich
1966-67	Lou Hudson

NBA MOST IMPROVED PLAYER

1997-98	Alan Henderson
---------	----------------

NBA SPORTSMANSHIP AWARD

2019-20	Vinca Carter
2014-15	Kyle Korver

J WALTER KENNEDY CITIZENSHIP AWARD

1997-98	Steve Smith
1994-95	Joe O'Toole
1989-90	Doc Rivers

NBA IBM AWARD

1988-99	Dikembe Mutombo
---------	-----------------

NBA EXECUTIVE OF THE YEAR

1986-87	Stan Kasten
1985-86	Stan Kasten

IN ALL-STAR GAMES

2020	Trae Young
2017	Paul Millsap
2016	Paul Millsap
2015	Al Horford, Paul Millsap
2014	Al Horford, Kyle Korver, Paul Millsap, Jeff Teague
2012	Joe Johnson (DNP - Injured)
2011	Al Horford, Joe Johnson
2010	Al Horford, Joe Johnson
2009	Joe Johnson
2008	Joe Johnson
2007	Joe Johnson
2002	Shareef Abdur-Rahim
2001	Dikembe Mutombo
2000	Dikembe Mutombo
1999	No All-Star Game
1998	Dikembe Mutombo
1997	Steve Smith
1994	Christian Laethner
1994	Dikembe Mutombo
1994	Dominique Wilkins
1994	Mookie Blaylock
1993	Lenny Wilkens (Coach)
1992	Dominique Wilkins
1992	Dominique Wilkins
1991	Kevin Willis
1991	Dominique Wilkins
1990	Dominique Wilkins
1989	Dominique Wilkins
1988	Moses Malone
1988	Dominique Wilkins, Glenn Rivers
1987	Michael Fratello (Coach)
1986	Dominique Wilkins
1986	Dominique Wilkins
1982	Dan Roundfield
1981	Dan Roundfield, Eddie Johnson
1980	John Drew, Eddie Johnson
1976	John Drew
1974	Lou Hudson, Pete Maravich
1973	Lou Hudson, Pete Maravich
1972	Lou Hudson
1971	Lou Hudson
1970	Bill Bridges, Joe Caldwell
1969	Lou Hudson
1968	Joe Caldwell, Lou Hudson
1968	Zelmo Beaty
1967	Lenny Wilkins, Bill Bridges
1966	Lenny Wilkins, Bill Bridges
1965	Zelmo Beaty
1965	Bob Pettit, Lenny Wilkins
1964	Bob Pettit, Lenny Wilkins
1963	Bob Pettit, Lenny Wilkins
1962	Bob Pettit, Cliff Hagan
1961	Bob Pettit, Cliff Hagan
1961	Clyde Lovellette
1960	Bob Pettit, Cliff Hagan
1960	Clyde Lovellette
1959	*Bob Pettit, Cliff Hagan
1958	Slater Martin
1958	*Bob Pettit, Cliff Hagan
1957	Slater Martin
1957	Bob Pettit, Slater Martin
1956	Ed Macauley
1956	*Bob Pettit, Bob Harrison
1955	*Bob Pettit, Frank Selvy
1954	Mel Hutchins, Don Sunderlage
1953	Mel Hutchins
1952	Dike Eddleman
1951	Dike Eddleman

HAWKS INDIVIDUAL HONORS

IN ALL-STAR WEEKEND EVENTS

SLAM DUNK COMPETITION

2019	John Collins
2006	Josh Smith
2005	Josh Smith (winner)
1992	Stacey Augmon
1990	Dominique Wilkins (winner) and Kenny Smith
1989	Spud Webb
1988	Dominique Wilkins
1986	Dominique Wilkins and Spud Webb (winner)
1985	Dominique Wilkins (winner)
1984	Dominique Wilkins

ROOKIE-SOPHOMORE GAME

2021	DeAndre Hunter (game not played)
2020	Trae Young
2019	John Collins, Trae Young
2015	Dennis Schröder, Kenny Atkinson (Coach)
2014	Pero Antic (selected but unable to play due to injury)
2009	Al Horford
2008	Al Horford
2005	Josh Smith
2001	Jason Terry
1996	Alan Henderson

THREE-POINT SHOOTOUT

2020	Trae Young
2015	Kyle Korver
2009	Mike Bibby

NBA PLAYER OF THE WEEK

Week Ending	Player
1/31/00	Dikembe Mutombo
1/30/99	Dikembe Mutombo
1/11/98	Steve Smith
11/9/97	Dikembe Mutombo
12/1/96	Dikembe Mutombo
3/27/94	Kevin Willis
11/24/91	Kevin Willis
1/6/91	Dominique Wilkins
2/14/88	Dominique Wilkins
1/17/88	Dominique Wilkins
12/14/87	Dominique Wilkins
12/14/86	Dominique Wilkins
4/13/86	Dominique Wilkins
12/29/85	Dominique Wilkins
2/3/85	Dominique Wilkins
4/15/84	Dominique Wilkins
12/25/83	Dan Roundfield
4/17/83	Mike Glenn
2/21/82	Eddie Johnson
11/22/81	Dan Roundfield
12/14/80	Dan Roundfield
12/16/79	Dan Roundfield

EASTERN CONFERENCE PLAYER OF THE WEEK

Week Ending	Player
5/17/21	Trae Young
10/28/19	Trae Young
3/24/19	Trae Young
4/1/16	Paul Millsap
1/18/15	Al Horford
1/4/15	Jeff Teague
12/21/14	Al Horford
4/14/14	Jeff Teague
1/27/14	Paul Millsap
12/10/12	Josh Smith
11/26/12	Al Horford
3/26/12	Joe Johnson
11/9/09	Joe Johnson
4/6/08	Joe Johnson
12/23/07	Joe Johnson
12/9/07	Josh Smith
11/12/06	Joe Johnson
12/19/05	Joe Johnson
11/3/02	Glenn Robinson
11/25/01	Shareef Abdur-Rahim

NBA PLAYER OF THE MONTH

Month	Player
February, 1993	Dominique Wilkins
February, 1991	Dominique Wilkins
January, 1986	Dominique Wilkins

EASTERN CONFERENCE PLAYER OF THE MONTH

Month	Player
January, 2015	DeMarre Carroll, Al Horford, Kyle Korver, Paul Millsap, Jeff Teague
March, 2008	Joe Johnson

NBA COACH OF THE MONTH

Month	Coach
November, 1997	Lenny Wilkens
March, 1993	Bob Weiss
December, 1990	Bob Weiss
January, 1986	Mike Fratello

EASTERN CONFERENCE COACH OF THE MONTH

Month	Coach
March, 2021	Nate McMillan
January, 2015	Mike Budenholzer
December, 2014	Mike Budenholzer
December, 2012	Larry Drew

EASTERN CONFERENCE ROOKIE OF THE MONTH

Month	Player
April, 2019	Trae Young
March, 2019	Trae Young
February, 2019	Trae Young
January, 2019	Trae Young
November, 2018	Trae Young
April, 2012	Ivan Johnson
March, 2008	Al Horford
February, 2008	Al Horford
November, 2007	Al Horford
November, 2007	Al Horford
April, 2007	Shelden Williams
April, 1992 (NBA)	Stacey Augmon

ATLANTA HAWKS

JASON COLLIER MEMORIAL TROPHY

The Jason Collier Memorial Trophy, named after the late Hawks center who passed away on October 15, 2005, is presented annually to the individual who best exemplifies the characteristics Collier displayed off the court as a community ambassador.

2020-21:	Cam Reddish	2012-13:	Devin Harris
2019-20:	John Collins	2011-12:	Zaza Pachulia
2018-19:	Kent Bazemore	2010-11:	Marvin Williams
2017-18:	Malcolm Delaney	2009-10:	Josh Smith
2016-17:	Paul Millsap	2008-09:	Al Horford
2015-16:	Mike Muscala	2007-08:	Marvin Williams
2014-15:	DeMarre Carroll	2006-07:	Josh Childress
2013-14:	Kyle Korver	2005-06:	Josh Childress



2020-21 Jason Collier Memorial Trophy winner Cam Reddish

SEKOU SMITH AWARD

The Sekou Smith Award, named after the former Hawks beat writer for the Atlanta Journal-Constitution, annually honors the player on the team's roster who best represents themselves and the franchise with professionalism and integrity in their interactions with the media. The recipient is selected via a vote from a select local media panel.

Smith passed away on January 26, 2021 at the age of 48. In addition to the award, the Hawks named the State Farm Arena media room in Smith's memory and established an annual Summer League internship in Smith's name.

2020-21: John Collins



2020-21 Sekou Smith Award winner John Collins



PLAYOFFS



12 DE'ANDRE
HUNTER



ALL-TIME PLAYOFF RESULTS

Table of all-time playoff results for Atlanta Hawks from 1950 to 2021. Columns include Year, First Round, Quarter-Finals, Semi-Finals/Conf Finals, Finals, and Totals. Includes a note: @ Western Division: 2nd Place Game * Western Division tiebreakers

HAWKS PLAYOFF SCORES

TRI - CITIES HAWKS (1 - 2)

Western Division Semifinals (1-2) scores: March 21, March 23, March 24

ST. LOUIS HAWKS (60 - 56)

Western Division Semifinals (2-1) scores: March 17, March 19, March 21

Western Division Finals (2-3) scores: March 22, March 24, March 26, March 27, March 29

Western Division Tiebreaker (2-0) scores: March 14, March 16

Western Division Finals (3-0) scores: March 21, March 24, March 25

World Championship Series (3-4) scores: March 30, April 6, April 7, April 9, April 11, April 13

1957-58 (8-3)

Western Division Finals (4-1) scores: March 19, March 22, March 23, March 25, March 27

World Championship Series (4-2)

World Championship Series (4-2) scores: March 29, April 2, April 5, April 9, April 12

1958-59 (2-4)

Western Division Finals (2-4) scores: March 21, March 24, March 26, March 28, March 29

1959-60 (7-7)

Western Division Finals (4-3) scores: March 16, March 17, March 19, March 20, March 22, March 24, March 26

World Championship Series (3-4)

World Championship Series (3-4) scores: March 27, March 29, April 2, April 7, April 9

HAWKS PLAYOFF SCORES, CONT.

1960-61 (5-7)

Western Division Finals (4-3) scores: March 21, March 22, March 24, March 25, March 27, March 29, April 1

World Championship Series (1-4)

World Championship Series (1-4) scores: April 2, April 5, April 8, April 9, April 11

1962-63 (6-5)

Western Division Semifinals (3-1) scores: March 20, March 22, March 24, March 26

Western Division Finals (3-4)

Western Division Finals (3-4) scores: March 31, April 2, April 4, April 6, April 7, April 9, April 11

1963-64 (6-6)

Western Division Semifinals (3-2) scores: March 21, March 22, March 25, March 28, March 30

Western Division Finals (3-4)

Western Division Finals (3-4) scores: April 1, April 3, April 5, April 8, April 10, April 12, April 16

1964-65 (1-3)

Western Division Semifinals (1-3) scores: March 24, March 26, March 27, March 30

1965-66 (6-4)

Western Division Semifinals (3-0) scores: March 24, March 27, March 30

Western Division Finals (3-4)

Western Division Finals (3-4) scores: April 1, April 3, April 6, April 8, April 10, April 13, April 15

1966-67 (5-4)

Western Division Semifinals (3-0) scores: March 21, March 23, March 25

Western Division Finals (2-4)

Western Division Finals (2-4) scores: March 30, April 1, April 5, April 8, April 10, April 12

1967-68 (2-4)

Western Division Semifinals (2-4) scores: March 22, March 23, March 26, March 29, April 2

ATLANTA HAWKS (79 - 127)

March 27, March 29, April 1, April 4, April 6, April 7

Western Division Finals (1-4)

Western Division Finals (1-4) scores: April 11, April 13, April 15, April 17, April 20

1969-70 (4-5)

Western Division Semifinals (4-1) scores: March 24, March 28, March 31, April 3, April 5

Western Division Finals (0-4)

Western Division Finals (0-4) scores: April 12, April 14, April 16, April 19

1970-71 (1-4)

Eastern Conference Semifinals (1-4) scores: March 25, March 27, March 28, March 30, April 1

1971-72 (2-4)

Eastern Conference Semifinals (2-4) scores: March 29, March 31, April 2, April 4, April 7, April 9

1972-73 (2-4)

Eastern Conference Semifinals (2-4) scores: April 1, April 4, April 6, April 8, April 11, April 13

1977-78 (0-2)

Eastern Conference First Round (0-2) scores: April 12, April 14

1978-79 (5-4)

Eastern Conference First Round (2-0) scores: April 11, April 13

Eastern Conference Semifinals (3-4)

Eastern Conference Semifinals (3-4) scores: April 15, April 17, April 20, April 22, April 24, April 26, April 29

1979-80 (1-4)

Eastern Conference Semifinals (1-4) scores: April 6, April 9, April 10, April 13, April 15

1981-82 (0-2)

Eastern Conference First Round (0-2) scores: April 21, April 23

Eastern Conference Semifinals (2-4)

Eastern Conference Semifinals (2-4) scores: May 2, May 4, May 6, May 8, May 10, May 12

HAWKS PLAYOFF SCORES, CONT.

1982-83 (1-2)	
Eastern Conference First Round (1-2)	
April 19	L..... Atlanta 95 at Boston 103 (-8)
April 22	W..... Boston 93 at Atlanta 95 (+2)
April 24	L..... Atlanta 79 at Boston 98 (-19)
1983-84 (2-3)	
Eastern Conference First Round (2-3)	
April 17	L..... Atlanta 89 at Milwaukee 105 (-16)
April 19	L..... Atlanta 84 at Milwaukee 101 (-4)
April 21	W..... Milwaukee 94 at Atlanta 103 (+9)
April 24	W..... Milwaukee 97 at Atlanta 100 (+3)
April 26	L..... Atlanta 89 at Milwaukee 118 (-29)
1985-86 (4-5)	
Eastern Conference First Round (3-1)	
April 17	W..... Detroit 122 at Atlanta 140 (+18)
April 19	W..... Detroit 125 at Atlanta 137 (+12)
April 22	L..... Atlanta 97 at Detroit 106 (-9)
April 25	W..... Atlanta 114 at Detroit 113 (+1)
Eastern Conference Semifinals (1-4)	
April 27	L..... Atlanta 91 at Boston 103 (-12)
April 29	L..... Atlanta 108 at Boston 119 (+11)
May 2	L..... Boston 111 at Atlanta 107 (-4)
May 4	L..... Boston 94 at Atlanta 106 (+12)
May 6	L..... Atlanta 99 at Boston 132 (-33)
1986-87 (4-5)	
Eastern Conference First Round (3-1)	
April 2	W..... Indiana 94 at Atlanta 110 (+16)
April 26	W..... Indiana 93 at Atlanta 94 (+1)
April 29	L..... Atlanta 87 at Indiana 96 (-9)
May 1	W..... Atlanta 101 at Indiana 97 (+4)
Eastern Conference Semifinals (1-4)	
May 3	L..... Detroit 112 at Atlanta 111 (-1)
May 5	W..... Detroit 102 at Atlanta 115 (+13)
May 8	L..... Atlanta 99 at Detroit 108 (-9)
May 10	L..... Atlanta 88 at Detroit 99 (-1)
May 13	L..... Detroit 101 at Atlanta 96 (-5)
1987-88 (6-6)	
Eastern Conference First Round (3-2)	
April 29	W..... Milwaukee 107 at Atlanta 110 (+3)
May 1	W..... Milwaukee 97 at Atlanta 104 (+7)
May 4	L..... Atlanta 115 at Milwaukee 123 (-8)
May 6	L..... Atlanta 99 at Milwaukee 105 (-6)
May 8	W..... Milwaukee 111 at Atlanta 121 (+10)
Eastern Conference Semifinals (3-4)	
May 11	L..... Atlanta 101 at Boston 110 (-9)
May 13	L..... Atlanta 97 at Boston 108 (-11)
May 15	W..... Boston 92 at Atlanta 110 (+18)
May 16	W..... Boston 109 at Atlanta 118 (+9)
May 18	W..... Atlanta 112 at Boston 104 (+8)
May 20	L..... Boston 102 at Atlanta 100 (-2)
May 22	L..... Atlanta 116 at Boston 118 (-2)
1988-89 (2-3)	
Eastern Conference First Round (2-3)	
April 27	W..... Milwaukee 92 at Atlanta 100 (+8)
April 29	L..... Milwaukee 108 at Atlanta 98 (-10)
May 2	L..... Atlanta 113 at Milwaukee 117 (-4)
May 5	W..... Atlanta 113 at Milwaukee 106 (+7)
May 7	L..... Milwaukee 96 at Atlanta 92 (-4)
1990-91 (2-3)	
Eastern Conference First Round (2-3)	
April 26	W..... Atlanta 103 at Detroit 98 (+5)
April 28	L..... Atlanta 88 at Detroit 101 (-13)
April 30	L..... Detroit 103 at Atlanta 91 (-12)
May 2	W..... Detroit 111 at Atlanta 123 (+12)
May 5	L..... Atlanta 81 at Detroit 113 (-32)
1992-93 (0-3)	
Eastern Conference First Round (0-3)	
April 30	L..... Atlanta 90 at Chicago 114 (-24)
May 2	L..... Atlanta 102 at Chicago 117 (-15)
May 4	L..... Chicago 98 at Atlanta 88 (-10)
1993-94 (5-6)	
Eastern Conference First Round (3-2)	
April 28	L..... Miami 93 at Atlanta 88 (-5)
April 30	W..... Miami 86 at Atlanta 104 (+18)
May 3	L..... Atlanta 88 at Miami 90 (-4)
May 5	W..... Atlanta 103 at Miami 89 (+14)
May 8	W..... Miami 91 at Atlanta 102 (+11)
Eastern Conference Semifinals (2-4)	
May 10	L..... Indiana 96 at Atlanta 85 (-11)
May 12	W..... Indiana 69 at Atlanta 92 (+23)
May 14	L..... Atlanta 81 at Indiana 101 (-20)
May 15	L..... Atlanta 86 at Indiana 102 (-16)
May 17	W..... Indiana 76 at Atlanta 86 (+12)
May 19	L..... Atlanta 79 at Indiana 98 (-19)
1994-95 (0-3)	
Eastern Conference First Round (0-3)	
April 27	L..... Atlanta 82 at Indiana 90 (-8)
April 29	L..... Atlanta 97 at Indiana 105 (-8)
May 2	L..... Indiana 105 at Atlanta 89 (-16)

1995-96 (4-6)	
Eastern Conference First Round (3-2)	
April 25	W..... Atlanta 92 at Indiana 80 (+12)
April 27	L..... Atlanta 94 at Indiana 102 (ot) (-8)
April 29	W..... Indiana 83 at Atlanta 90 (+7)
May 2	L..... Indiana 83 at Atlanta 75 (-8)
May 5	W..... Atlanta 89 at Indiana 87 (+2)
Eastern Conference Semifinals (1-4)	
May 8	L..... Atlanta 105 at Orlando 110 (+12)
May 10	L..... Atlanta 94 at Orlando 127 (-26)
May 12	L..... Orlando 103 at Atlanta 96 (-7)
May 13	W..... Orlando 99 at Atlanta 104 (+5)
May 15	L..... Atlanta 88 at Orlando 96 (-8)
1996-97 (4-6)	
Eastern Conference First Round (3-2)	
April 25	W..... Detroit 75 at Atlanta 89 (+14)
April 27	L..... Detroit 93 at Atlanta 80 (-13)
April 29	W..... Atlanta 91 at Detroit 99 (-8)
May 2	W..... Atlanta 94 at Detroit 92 (+12)
May 4	W..... Detroit 79 at Atlanta 84 (+5)
Eastern Conference Semifinals (1-4)	
May 6	L..... Atlanta 97 at Chicago 100 (-3)
May 8	L..... Atlanta 103 at Chicago 95 (-20)
May 10	L..... Chicago 100 at Atlanta 80 (-20)
May 11	L..... Chicago 89 at Atlanta 80 (-9)
May 13	L..... Atlanta 92 at Chicago 107 (-15)
1997-98 (1-3)	
Eastern Conference First Round (1-3)	
April 23	L..... Atlanta 87 at Charlotte 97 (-10)
April 25	L..... Atlanta 85 at Charlotte 92 (-7)
April 28	W..... Charlotte 64 at Atlanta 96 (+132)
May 1	L..... Charlotte 91 at Atlanta 82 (-9)
1998-99 (3-6)	
Eastern Conference First Round (3-2)	
May 8	W..... Detroit 70 at Atlanta 90 (+20)
May 9	W..... Detroit 69 at Atlanta 89 (+20)
May 12	L..... Atlanta 63 at Detroit 79 (-16)
May 14	L..... Atlanta 82 at Detroit 103 (-21)
May 16	W..... Detroit 75 at Atlanta 87 (+12)
Eastern Conference Semifinals (0-4)	
May 18	L..... New York 100 at Atlanta 92 (-8)
May 20	L..... New York 77 at Atlanta 70 (-7)
May 23	L..... Atlanta 78 at New York 90 (-12)
May 24	L..... Atlanta 66 at New York 79 (-13)
2007-08 (3-4)	
Eastern Conference First Round (3-4)	
April 20	L..... Atlanta 81 at Boston 104 (-23)
April 23	L..... Atlanta 77 at Boston 96 (-19)
April 26	W..... Boston 93 at Atlanta 102 (+9)
April 28	W..... Boston 92 at Atlanta 97 (+5)
April 30	L..... Atlanta 85 at Boston 110 (-25)
May 2	W..... Boston 100 at Atlanta 103 (+3)
May 4	L..... Atlanta 65 at Boston 99 (-34)
2008-09 (4-7)	
Eastern Conference First Round (4-3)	
April 19	W..... Miami 64 at Atlanta 90 (+26)
April 22	W..... Miami 108 at Atlanta 93 (-15)
April 25	L..... Atlanta 78 at Miami 107 (-29)
April 27	W..... Atlanta 81 at Miami 71 (+10)
April 29	W..... Miami 91 at Atlanta 106 (+16)
May 1	L..... Atlanta 72 at Miami 98 (-26)
May 3	W..... Miami 78 at Atlanta 91 (+13)
Eastern Conference Semifinals (0-4)	
May 5	L..... Atlanta 72 at Cleveland 99 (-27)
May 7	L..... Atlanta 85 at Cleveland 105 (-20)
May 9	L..... Cleveland 97 at Atlanta 82 (-15)
May 11	L..... Cleveland 84 at Atlanta 74 (-10)
2009-10 (4-7)	
Eastern Conference First Round (4-3)	
April 17	W..... Milwaukee 92 at Atlanta 102 (+10)
April 20	W..... Milwaukee 86 at Atlanta 96 (+10)
April 24	L..... Atlanta 89 at Milwaukee 107 (-18)
April 26	L..... Atlanta 104 at Milwaukee 111 (-7)
April 28	L..... Milwaukee 91 at Atlanta 87 (-4)
April 30	W..... Atlanta 83 at Milwaukee 69 (+14)
May 2	W..... Milwaukee 74 at Atlanta 95 (+21)
Eastern Conference Semifinals (0-4)	
May 4	L..... Atlanta 71 at Orlando 114 (-43)
May 6	L..... Atlanta 98 at Orlando 112 (-14)
May 8	L..... Orlando 105 at Atlanta 75 (-30)
May 10	L..... Orlando 98 at Atlanta 84 (-14)
2010-11 (6-6)	
Eastern Conference First Round (4-2)	
April 16	W..... Atlanta 103 at Orlando 93 (+10)
April 19	L..... Atlanta 82 at Orlando 88 (-6)
April 22	W..... Orlando 84 at Atlanta 88 (+4)
April 24	W..... Orlando 85 at Atlanta 88 (+3)
April 26	W..... Atlanta 76 at Orlando 101 (+25)
April 28	W..... Orlando 81 at Atlanta 84 (+3)

HAWKS PLAYOFF SCORES, CONT.

2011-12 (2-4)	
Eastern Conference First Round (2-4)	
April 29	W..... Boston 74 at Atlanta 83 (+9)
May 1	L..... Boston 87 at Atlanta 80 (-7)
May 4	L..... Atlanta 84 at Boston 90 OT (-6)
May 6	L..... Atlanta 79 at Boston 101 (-22)
May 8	W..... Boston 86 at Atlanta 87 (+5)
May 10	L..... Atlanta 80 at Boston 83 (-3)
2012-13 (2-4)	
Eastern Conference First Round (2-4)	
April 21	L..... Atlanta 90 at Indiana 107 (-17)
April 24	L..... Atlanta 88 at Indiana 113 (-15)
April 27	W..... Indiana 69 at Atlanta 90 (+21)
April 29	W..... Indiana 91 at Atlanta 102 (+11)
May 1	L..... Atlanta 83 at Indiana 106 (-23)
May 3	L..... Indiana 81 at Atlanta 73 (-8)
2013-14 (3-4)	
Eastern Conference First Round (3-4)	
April 19	W..... Atlanta 101 at Indiana 93 (+8)
April 22	L..... Atlanta 85 at Indiana 101 (-16)
April 24	W..... Indiana 85 at Atlanta 98 (+13)
April 26	W..... Indiana 91 at Atlanta 88 (-3)
April 28	W..... Atlanta 107 at Indiana 97 (+10)
May 1	L..... Indiana 95 at Atlanta 88 (-7)
May 3	L..... Atlanta 80 at Indiana 92 (-12)
2014-15 (8-8)	
Eastern Conference First Round (4-2)	
April 19	W..... Brooklyn 92 at Atlanta 99 (+7)
April 22	W..... Brooklyn 91 at Atlanta 96 (+5)
April 25	W..... Atlanta 83 at Brooklyn 91 (-8)
April 27	L..... Atlanta 115 at Brooklyn 120 OT (-5)
April 29	W..... Brooklyn 97 at Atlanta 107 (+10)
May 1	W..... Atlanta 111 at Brooklyn 87 (+24)
Eastern Conference Semifinals (4-2)	
May 3	L..... Washington 104 at Atlanta 98 (-6)
May 5	W..... Washington 90 at Atlanta 106 (+16)
May 9	L..... Atlanta 101 at Washington 103 (-2)
May 11	W..... Atlanta 106 at Washington 101 (+5)
May 13	W..... Washington 81 at Atlanta 82 (+1)
May 15	W..... Washington 81 at Atlanta 94 at Washington 91 (+3)
Eastern Conference Finals (0-4)	
May 20	L..... Cleveland 97 at Atlanta 89 (-8)
May 22	L..... Cleveland 94 at Atlanta 82 (-12)
May 24	L..... Atlanta 111 at Cleveland 114 OT (-3)
May 26	L..... Atlanta 88 at Cleveland 118 (-30)

2015-16 (4-6)	
Eastern Conference First Round (4-2)	
April 16	W..... Boston 101 at Atlanta 102 (+1)
April 19	W..... Boston 72 at Atlanta 89 (+17)
April 22	L..... Atlanta 103 at Boston 111 (-8)
April 24	L..... Atlanta 95 at Boston 104 OT (-9)
April 26	L..... Boston 83 at Atlanta 110 (+27)
April 28	W..... Atlanta 104 at Boston 92 (+12)
Eastern Conference Semifinals (0-4)	
May 4	L..... Atlanta 93 at Cleveland 104 (-11)
May 6	L..... Atlanta 98 at Cleveland 123 (-25)
May 8	L..... Cleveland 121 at Atlanta 108 (-13)
May 8	L..... Cleveland 100 at Atlanta 99 (-1)
2016-17 (2-4)	
Eastern Conference First Round (2-4)	
April 16	L..... Atlanta 107 at Washington 114 (-7)
April 19	L..... Atlanta 101 at Washington 109 (-8)
April 22	W..... Washington 98 at Atlanta 116 (+18)
April 24	W..... Washington 101 at Atlanta 111 (+10)
April 26	L..... Atlanta 99 at Washington 103 (-4)
April 28	L..... Washington 115 at Atlanta 99 (-16)
2020-21 (10-8)	
Eastern Conference First Round (4-1)	
May 23	W..... Atlanta 107 at New York 105 (+2)
May 26	L..... Atlanta 92 at New York 101 (-8)
May 28	W..... New York 94 at Atlanta 105 (+11)
May 30	W..... New York 96 at Atlanta 113 (+17)
June 2	W..... Atlanta 103 at New York 89 (+14)
Eastern Conference Semifinals (4-3)	
June 6	W..... Atlanta 128 at Philadelphia 124 (+4)
June 8	L..... Atlanta 102 at Philadelphia 118 (-16)
June 11	L..... Philadelphia 127 at Atlanta 111 (-16)
June 14	L..... Philadelphia 100 at Atlanta 103 (+3)
June 16	W..... Atlanta 109 at Philadelphia 106 (+3)
June 18	L..... Philadelphia 104 at Atlanta 99 (-5)
June 20	W..... Atlanta 103 at Philadelphia 96 (+7)
Eastern Conference Finals (2-4)	
June 23	W..... Atlanta 116 at Milwaukee 113 (+3)
June 25	L..... Atlanta 91 at Milwaukee 125 (-34)
June 27	L..... Milwaukee 113 at Atlanta 102 (-9)
June 29	L..... Milwaukee 88 at Atlanta 110 (+22)
July 1	L..... Atlanta 112 at Milwaukee 123 (-11)
July 3	L..... Milwaukee 118 at Atlanta 107 (-11)



Trae Young

ATLANTA HAWKS PLAYOFF HIGHS / ALL - TIME LEADERS

GAMES PLAYED

Al Horford	74
Jeff Teague	62
Tree Rollins	56
Josh Smith	52
Dominique Wilkins	51
Mookie Blaylock	50
Kevin Willis	49
Joe Johnson	47
Glenn Rivers	44
Marvin Williams	42

POINTS

Dominique Wilkins	1,345
Al Horford	958
Lou Hudson	894
Joe Johnson	846
Jeff Teague	823
Josh Smith	820
Mookie Blaylock	731
Kevin Willis	721
Steve Smith	718
Paul Millsap	692

REBOUNDS

Al Horford	620
Kevin Willis	444
Josh Smith	441
Paul Millsap	365
Dikembe Mutombo	299
Dominique Wilkins	276
Mookie Blaylock	250
Joe Johnson	208
Tree Rollins	202
Clint Capela	201

ASSISTS

Glenn Rivers	332
Mookie Blaylock	326
Jeff Teague	290
Al Horford	221
Anthony Webb	198
Joe Johnson	183
Josh Smith	153
Trae Young	152
Dennis Schröder	144
Paul Millsap	128

SCORING AVERAGE (Minimum 10 Games)

Trae Young	28.8
Dominique Wilkins	26.4
Pete Maravich	25.5
Lou Hudson	24.2
Zelmo Beaty	22.5

FIELD GOALS MADE

Dominique Wilkins	488
Al Horford	406
Lou Hudson	367
Joe Johnson	319
Josh Smith	306
Kevin Willis	302
Jeff Teague	289
Mookie Blaylock	263
Steve Smith	240
Paul Millsap	235

FIELD GOALS ATTEMPTED

Dominique Wilkins	1,138
Al Horford	840
Joe Johnson	782
Josh Smith	725
Jeff Teague	719
Mookie Blaylock	702
Kevin Willis	592
Steve Smith	574
Paul Millsap	548
Glenn Rivers	431

FREE THROWS MADE

Dominique Wilkins	350
Jeff Teague	193
Josh Smith	193
Paul Millsap	187
Steve Smith	169
Glenn Rivers	166
Lou Hudson	160
Joe Johnson	144
Al Horford	132
Trae Young	116

FREE THROWS ATTEMPTED

Dominique Wilkins	426
Josh Smith	283
Paul Millsap	242
Jeff Teague	222
Glenn Rivers	221
Steve Smith	204
Lou Hudson	199
Joe Johnson	186
Al Horford	173
Kevin Willis	169

Danny Manning	20.0
Steve Smith	19.9
Joe Caldwell	19.4
Joe Johnson	18.0
Paul Millsap	17.7

PLAYOFF HIGHS / ALL - TIME, CONTINUED

HAWKS FRANCHISE PLAYOFF LEADERS

Games Played	Cliff Hagan.....90	Field Goals Attempted	Bob Pettit.....1,834
Points	Bob Pettit.....2,240	Free Throws Made	Bob Pettit.....708
Rebounds	Bob Pettit.....1,304	Free Throws Attempted	Bob Pettit.....915
Assists	Lenny Wilkens.....372	Scoring Average (Minimum 10 Games)	Trae Young.....28.8
Field Goals Made	Bob Pettit.....766		

HAWKS INDIVIDUAL PLAYOFF RECORDS (*) NBA RECORD

TOTAL	PLAYER	TEAM	DATE
MOST POINTS			
50	Dominique Wilkins	Atlanta vs. Detroit	4-19-86
50	Bob Pettit	St. Louis vs. Boston	4-12-58
48	Trae Young	Atlanta at Milwaukee	6-23-21
47	Dominique Wilkins	Atlanta at Boston	5-22-88

MOST REBOUNDS

36	Bill Bridges	Atlanta at New York	3-27-71
32	Bill Bridges	St. Louis vs. San Francisco	4-05-67
32	Bill Bridges	Atlanta at Chicago	4-03-70
23	Walt Bellamy	Atlanta vs. Chicago	4-05-70
22	Bill Bridges	Atlanta vs. Houston	3-27-69

FIELD GOALS MADE

19	Paul Millsap	Atlanta at Boston	4-24-16
19	Dominique Wilkins	Atlanta at Boston	5-22-88
19	Dominique Wilkins	Atlanta vs. Detroit	4-19-86
19	Bob Pettit	St. Louis vs. Boston	4-12-58

FIELD GOALS ATTEMPTED

37	Dominique Wilkins	Atlanta vs. Indiana	4-26-87
37	Dominique Wilkins	Atlanta at Detroit	4-25-86
34	2x, most recently: Trae Young	Atlanta at Milwaukee	6-23-21

FREE THROWS MADE

19	Bob Pettit	St. Louis vs. Boston	4-09-58
18	Zelmo Beaty	St. Louis vs. San Francisco	3-23-68
17	Trae Young	Atlanta at Philadelphia	6-16-21
16	2x, most recently: Pete Maravich	Atlanta vs. New York	4-01-71

FREE THROWS ATTEMPTED

24	Bob Pettit	St. Louis vs. Boston	4-09-58
22	Bill Bridges	St. Louis at San Francisco	4-01-67
21	Zelmo Beaty	St. Louis vs. San Francisco	3-23-67
20	Pete Maravich	Atlanta vs. New York	4-01-71

MOST ASSISTS

22	Glenn Rivers	Atlanta vs. Boston	5-16-88
18	4x, most recently: Trae Young	Atlanta vs. Philadelphia	6-14-21

MOST STEALS

8	Mookie Blaylock	Atlanta vs. Indiana	4-29-96
6	Kyle Korver	Atlanta vs. Washington	5-13-15
6	Grant Long	Atlanta at New York	5-24-99
5	seven times		

MOST BLOCKED SHOTS

7	Josh Smith	Atlanta vs. Boston	4-28-08
6	Dikembe Mutombo	Atlanta at Detroit	5-12-99
6	Dikembe Mutombo	Atlanta vs. Detroit	5-08-99
6	Dikembe Mutombo	Atlanta vs. Detroit	5-04-97

ATLANTA / ST. LOUIS PLAYOFF TEAM RECORDS

MOST POINTS

145	St. Louis at Detroit	3-25-58
143	St. Louis at Minneapolis	3-25-57
140	Atlanta vs. Detroit	4-17-86
137	Atlanta vs. Detroit	4-19-86
136	St. Louis at San Francisco	4-01-67

FEWEST POINTS

63	Atlanta at Detroit	5-12-99
65	Atlanta at Boston	5-04-08
66	Atlanta at New York	5-24-99
70	Atlanta vs. New York	5-20-99
71	two times	

LARGEST WINNING MARGIN

+44	St. Louis 145 at Detroit 101	3-25-58
+34	St. Louis 124 vs. Minneapolis 90	3-21-59
+32	Atlanta 96 vs. Charlotte 64	4-28-98
+30	St. Louis 127 vs. Minneapolis 97	3-24-59

LARGEST LOSING MARGIN

-58	St. Louis 75 at Minneapolis 133 (*)	3-25-58
-43	Atlanta 71 at Orlando 114	5-04-10
-35	Atlanta 76 at Philadelphia 111	4-21-82
-35	St. Louis 85 at San Francisco 120	4-03-64
-34	three times	

MOST POINTS, FIRST HALF

74	Atlanta at Philadelphia	6-06-21
71	Atlanta vs. Detroit	4-17-86
68	Atlanta vs. Detroit	4-19-86
67	Atlanta vs. Orlando	5-13-96
66	Atlanta vs. Boston	5-16-88

FEWEST POINTS, FIRST HALF

26	Atlanta at Boston	5-04-08
27	Atlanta at Detroit	5-12-99
29	Atlanta vs. Indiana	5-03-13
29	Atlanta at Miami	4-25-09
30	St. Louis at Minneapolis	3-19-56

MOST POINTS, SECOND HALF

69	Atlanta at Philadelphia	6-16-21
69	Atlanta at Boston	5-18-88
69	Atlanta vs. Detroit	4-19-86
69	Atlanta vs. Detroit	4-17-86
65	Atlanta vs. Detroit	5-02-91

FEWEST POINTS, SECOND HALF

28	Atlanta at Cleveland	5-05-09
28	Atlanta vs. Chicago	5-10-97
29	Atlanta at New York	5-24-99
30	Atlanta at Miami	5-01-09
31	Atlanta vs. Miami	4-19-09

MOST POINTS, FIRST QUARTER

44	Atlanta vs. Orlando	5-13-96
42	Atlanta at Philadelphia	6-06-21
40	St. Louis at Detroit	3-25-58
38	Atlanta vs. Washington	4-22-17
37	Atlanta vs. Washington	5-03-15

FEWEST POINTS, FIRST QUARTER

9	Atlanta at Boston	5-13-88
12	Atlanta at Miami	4-25-09
13	Atlanta at Orlando	4-26-11
13	Atlanta at Detroit	5-12-99
14	Atlanta at Milwaukee	4-19-84

MOST POINTS, SECOND QUARTER

45	St. Louis vs. Ft. Wayne	3-14-57
41	Atlanta at Indiana	4-28-14
41	Atlanta vs. Detroit	4-17-86
39	Atlanta vs. Miami	4-29-09
39	Atlanta vs. Detroit	4-19-86

FEWEST POINTS, SECOND QUARTER

9	Atlanta vs. Indiana	5-03-13
10	Atlanta at Orlando	5-04-10
10	Atlanta at Boston	5-04-08
12	Atlanta at Indiana	5-19-94
13	Atlanta at Indiana	5-03-14

MOST POINTS, THIRD QUARTER

42	Atlanta vs. Boston	4-26-16
41	Atlanta at Brooklyn	5-01-15
39	Atlanta at Boston	4-28-16
38	St. Louis vs. San Francisco	4-01-67
36	three times	

FEWEST POINTS, THIRD QUARTER

6	Atlanta at Boston (*)	5-06-86
11	Atlanta at Orlando	5-04-10
11	Atlanta at New York	5-23-99
11	Atlanta vs. Chicago	5-11-97
12	three times	

MOST POINTS, FOURTH QUARTER

43	Atlanta at Boston	5-18-88
40	Atlanta at Philadelphia	6-16-21
38	Atlanta vs. Detroit	5-02-91
38	Atlanta at Boston	5-06-86
37	Atlanta vs. Detroit	4-17-86

FEWEST POINTS, FOURTH QUARTER

11	Atlanta at Cleveland	5-05-09
11	Atlanta vs. Indiana	5-02-96
12	Atlanta vs. Chicago	5-10-97
13	Atlanta at Washington	4-15-79
14	four times	

ATLANTA / STL PLAYOFF TEAM RECORDS, CONT. (*) NBA RECORD

MOST POINTS, OVERTIME

17	St. Louis at Minneapolis (1st OT)	3-25-57
----	-----------------------------------	---------

FEWEST POINTS, OVERTIME

3	Atlanta at Boston	4-24-16
---	-------------------	---------

MOST FIELD GOALS MADE-GAME

59	Atlanta vs. Chicago	3-25-70
56	St. Louis at Minneapolis	3-25-57
55	St. Louis vs. Detroit	3-25-58
52	Atlanta at Boston	5-22-88
51	Atlanta vs. Detroit	4-17-86

FEWEST FIELD GOALS MADE-GAME

22	St. Louis at Minnesota	3-19-56
23	two times	
24	four times	
25	three times	

MOST FIELD GOALS ATT.-GAME

117	St. Louis vs. San Francisco	4-10-67
105	Atlanta vs. Houston (San Diego)	3-29-69
101	Atlanta vs. Philadelphia	6-14-21
101	Atlanta at Detroit	4-25-86
100	Atlanta at Boston	4-24-16

FEWEST FIELD GOALS ATT.-GAME

60	Atlanta at Boston	4-23-08
64	two times	
65	two times	
66	five times	

HIGHEST FIELD GOAL PCT.-GAME

.598	Atlanta vs. Detroit	4-19-86
.571	Atlanta at Boston	5-22-88
.564	Atlanta vs. Milwaukee	5-08-88
.560	Atlanta vs. Detroit	4-17-86
.543	two times	

LOWEST FIELD GOAL PCT.-GAME

.242	St. Louis at Minneapolis	3-19-56
.293	Atlanta at Boston	5-04-08
.295	Atlanta at New York	5-24-99
.296	Atlanta vs. New York	5-20-99
.297	Atlanta at Detroit	5-05-91

MOST 3FGM - GAME

20	Atlanta at Philadelphia	6-06-21
16	two times	
15	four times	
14	Atlanta vs. Boston	4-26-16
13	five times	

MOST 3FGM - GAME

47	Atlanta at Philadelphia	6-06-21
44	two times	
42	Atlanta at Boston	4-24-16
40	Atlanta vs. Philadelphia	6-14-21
39	Atlanta vs. New York	5-30-21

MOST FREE THROWS MADE-GAME

54	St. Louis vs. Minneapolis	3-17-56
44	Atlanta vs. Detroit	5-02-91
44	St. Louis vs. San Francisco	4-01-67
44	St. Louis vs. Boston	4-09-58
39	Atlanta vs. Detroit	4-19-86

FEWEST FREE THROWS MADE-GAME

5	Atlanta vs. New York	5-28-21
7	Atlanta at Indiana	4-21-13
7	Atlanta vs. Cleveland	5-09-09
7	Atlanta vs. Washington	4-20-79
9	seven times	

MOST FREE THROWS ATT.-GAME

70	St. Louis vs. Minneapolis (*)	3-17-56
57	St. Louis vs. Boston	4-09-58
53	Atlanta vs. Detroit	4-19-86
51	Atlanta vs. Detroit	5-02-91
48	Atlanta vs. Houston (San Diego)	4-06-69

FEWEST FREE THROWS ATT.-GAME

8	Atlanta vs. New York	5-28-21
10	Atlanta at Boston	5-10-12
10	Atlanta vs. Washington	4-20-79
11	Atlanta vs. Cleveland	5-09-09
12	four times	

MOST REBOUNDS-GAME

82	St. Louis vs. Los Angeles	4-09-66
63	Atlanta vs. Washington	4-20-79
60	Atlanta vs. Houston (San Diego)	4-06-69
56	Atlanta vs. Indiana	5-12-94
55	two times	

FEWEST REBOUNDS-GAME

23	Atlanta vs. Cleveland	5-09-09
28	four times	
29	three times	

MOST ASSISTS-GAME

40	Atlanta vs. Chicago	4-19-86
38	Atlanta vs. Boston	5-16-88
37	Atlanta vs. Boston	5-15-88
36	Atlanta vs. Detroit	4-17-86
34	Atlanta at Brooklyn	5-01-15

OPPONENT INDIVIDUAL PLAYOFF RECORDS (*) NBA RECORD

TOTAL	PLAYER	TEAM	DATE
MOST POINTS			
54	John Havlicek	Boston vs. Atlanta	4-01-73
50	Wilt Chamberlain	San Francisco vs. St. Louis	4-10-64
47	LeBron James	Cleveland at Atlanta	5-09-09
47	Rick Barry	San Francisco vs. St. Louis	4-16-67
47	Elgin Baylor	Los Angeles at St. Louis	3-27-61
MOST REBOUNDS			
40	Bill Russell	Boston vs. St. Louis	3-29-60
38	Bill Russell	Boston vs. St. Louis	4-11-61
26	Dave DeBusschere	Detroit vs. St. Louis	3-24-63
24	Moses Malone	Houston at Atlanta	4-13-79
21	Joel Embiid	Philadelphia at Atlanta	6-14-21
FIELD GOALS MADE			
24*	John Havlicek	Boston vs. Atlanta	4-01-73
22	Wilt Chamberlain	San Francisco at St. Louis	4-10-64
19	Wilt Chamberlain	San Francisco vs. St. Louis	4-16-64
19	Wilt Chamberlain	San Francisco at St. Louis	4-05-64
FIELD GOALS ATTEMPTED			
45	Elgin Baylor	Los Angeles vs. St. Louis	3-27-61
38	Rick Barry	San Francisco vs. St. Louis	4-16-67
37	LeBron James	Cleveland vs. Atlanta	5-24-15
36	John Havlicek	Boston vs. Atlanta	4-01-73
36	Wilt Chamberlain	San Francisco at St. Louis	4-05-64
THREE-POINT FIELD GOALS MADE			
8	two times		
7	four times		
6	six times		
THREE-POINT FIELD GOALS ATTEMPTED			
15	Kevin Love	Cleveland at Atlanta	5-08-16
14	Bradley Beal	Washington at Atlanta	4-24-17
13	J.R. Smith	Cleveland vs. Atlanta	5-04-16
FREE THROWS MADE			
18	Elgin Baylor	Minneapolis vs. St. Louis	3-17-60
17	Paul George	Indiana vs. Atlanta	4-21-13
16	Dwyane Wade	Miami vs. Atlanta	5-01-09
15	Dwight Howard	Orlando vs. Atlanta	4-19-11
15	Latrell Sprewell	New York at Atlanta	5-20-99
FREE THROWS ATTEMPTED			
23	Jerry West	Los Angeles vs. Atlanta	4-19-70
23	Elgin Baylor	Minneapolis at St. Louis	3-17-60
22	Dwight Howard	Orlando vs. Atlanta	4-16-11
19	Dwight Howard	Orlando vs. Atlanta	4-19-11
19	Rick Barry	San Francisco at St. Louis	4-05-67
MOST ASSISTS			
19	Bob Cousy	Boston vs. St. Louis	4-09-58
16	Rajon Rondo	Boston at Atlanta	4-29-12
16	Isiah Thomas	Detroit at Atlanta	4-17-86
MOST STEALS			
7	Dennis Johnson	Boston vs. Atlanta	4-29-86
BLOCKED SHOTS			
8	Darryl Dawkins	Philadelphia vs. Atlanta	4-21-82

OPPONENT TEAM PLAYOFF RECORDS (*) NBA RECORD

MOST POINTS		
143	San Francisco at St. Louis	4-01-67
140	Boston vs. St. Louis	3-27-60
136	Boston vs. Atlanta	4-02-72
136	Boston vs. St. Louis	3-30-58
135	Minneapolis vs. St. Louis	3-25-57
FEWEST POINTS		
64	Miami at Atlanta	4-19-09
64	Charlotte at Atlanta	4-28-98
69	Milwaukee vs. Atlanta	4-30-10
69	Indiana at Atlanta	4-27-13
69	Detroit at Atlanta	5-10-99
69	Indiana at Atlanta	5-12-94
MOST POINTS, FIRST HALF		
77	Milwaukee vs. Atlanta	6-15-21
76	Cleveland vs. Atlanta	5-04-16
66	Boston vs. Atlanta	5-06-86
66	Detroit at Atlanta	4-19-86
65	three times	
FEWEST POINTS, FIRST HALF		
28	Boston at Atlanta	4-19-16
30	Indiana at Atlanta	4-27-13
32	Charlotte at Atlanta	4-28-98
32	Indiana at Atlanta	5-12-94
33	Boston vs. Atlanta	4-28-16
MOST POINTS, SECOND HALF		
78	San Francisco vs. St. Louis	4-01-67
74	Chicago vs. Atlanta	4-03-70
71	Milwaukee vs. Atlanta	7-03-21
70	Philadelphia vs. Atlanta	6-06-21
69	two times	
FEWEST POINTS, SECOND HALF		
25	Miami at Atlanta	4-19-09
25	Detroit at Atlanta	5-10-99
27	Detroit at Atlanta	5-08-99
29	Miami vs. Atlanta	4-27-09
31	New York vs. Atlanta	5-24-99
MOST POINTS, FIRST QUARTER		
38	three times	
37	Boston vs. Atlanta	4-22-16
36	four times	
FEWEST POINTS, FIRST QUARTER		
7	Boston at Atlanta	4-19-16
13	Milwaukee at Atlanta	5-02-10
14	Indiana at Atlanta	4-27-13
15	two times	
16	three times	

MOST POINTS, SECOND QUARTER		
46	Boston vs. St. Louis (*)	3-27-60
43	Milwaukee vs. Atlanta	6-25-21
39	Cleveland vs. Atlanta	5-04-16
37	Detroit at Atlanta	5-02-91
35	Washington at Atlanta	4-28-17
FEWEST POINTS, SECOND QUARTER		
13	New York at Atlanta	5-28-21
13	Indiana at Atlanta	4-26-14
13	Indiana vs. Atlanta	4-25-96
13	Indiana vs. Atlanta	4-27-95
13	Indiana at Atlanta	5-12-94
MOST POINTS, THIRD QUARTER		
44	Milwaukee vs. Atlanta	7-03-21
44	Detroit vs. Atlanta	5-08-87
44	San Francisco vs. St. Louis	4-01-67
42	Chicago vs. Atlanta	4-03-70
38	two times	
FEWEST POINTS, THIRD QUARTER		
10	Detroit at Atlanta	5-10-99
11	Milwaukee vs. Atlanta	4-30-10
11	Detroit at Atlanta	5-08-99
12	Charlotte at Atlanta	4-28-98
13	Miami vs. Atlanta	4-27-09
MOST POINTS, FOURTH QUARTER		
41	Philadelphia vs. Atlanta	6-06-21
41	Milwaukee at Atlanta	5-08-88
39	Detroit at Atlanta	5-13-87
36	two times	
35	Washington vs. Atlanta	4-19-17
FEWEST POINTS, FOURTH QUARTER		
7	Miami at Atlanta	4-19-09
10	Cleveland at Atlanta	5-22-15
11	Boston vs. Atlanta	5-06-12
11	Detroit at Atlanta	5-16-99
12	two times	
MOST POINTS, OVERTIME		
17	Minneapolis vs. St. Louis (1st OT)	3-25-57
FEWEST POINTS, OVERTIME		
4	Minneapolis vs. St. Louis (2nd OT)	3-25-57

OPPONENT PLAYOFF TEAM RECORDS, CONT. (*) NBA RECORD

MOST FIELD GOALS MADE-GAME

61	Boston vs. St. Louis	3-27-60
58	San Francisco vs. St. Louis	4-01-67
53	Chicago vs. Atlanta	4-03-70
52	Boston vs. Atlanta	4-29-86
50	three times	

FEWEST FIELD GOALS MADE-GAME

22	Indiana at Atlanta	4-27-13
23	Miami vs. Atlanta	4-27-09
25	Milwaukee vs. Atlanta	4-30-10
25	Charlotte at Atlanta	4-28-98
26	three times	

MOST FIELD GOALS ATT.-GAME

109	Chicago vs. Atlanta	4-03-70
108	Chicago at St. Louis	3-25-67
107	Detroit vs. Atlanta	4-25-86
102	four times	

FEWEST FIELD GOALS ATT.-GAME

61	Miami vs. Atlanta	4-27-09
63	Miami at Atlanta	5-03-09
65	four times	
66	Indiana vs. Atlanta	4-25-96
66	Indiana vs. Atlanta	5-01-87

HIGHEST FIELD GOAL PCT.-GAME

.608	Boston vs. Atlanta	5-22-88
.591	Boston at Atlanta	5-02-86
.588	Charlotte vs. Atlanta	4-23-98
.582	Philadelphia at Atlanta	6-11-21
.578	Orlando vs. Atlanta	5-08-96

LOWEST FIELD GOAL PCT.-GAME

.272	Indiana at Atlanta	4-27-13
.318	two times	
.326	Milwaukee at Atlanta	5-02-10
.329	Milwaukee vs. Atlanta	4-30-10
.341	Boston at Atlanta	5-04-86

MOST 3FGM, GAME

25	Cleveland vs. Atlanta	5-04-16
21	Cleveland at Atlanta	5-06-16
17	Milwaukee at Atlanta	7-03-21
16	two times	
15	three times	

MOST 3FGA, GAME

45	two times	
41	Milwaukee vs. Atlanta	6-25-21
39	two times	
37	two times	
36	two times	

MOST FREE THROWS MADE-GAME

41	Milwaukee at Atlanta	5-04-88
41	Philadelphia vs. Atlanta	4-09-80
40	San Francisco at St. Louis	4-12-67
38	Philadelphia vs. Atlanta	4-06-80
36	two times	

FEWEST FREE THROWS MADE-GAME

8	six times	
---	-----------	--

MOST FREE THROWS ATT.-GAME

60	Los Angeles at Atlanta	4-12-70
53	San Francisco at St. Louis	4-12-67
49	Philadelphia vs. Atlanta	4-09-80
48	Philadelphia vs. Atlanta	4-06-80
47	two times	

FEWEST FREE THROWS ATT.-GAME

10	Chicago at Atlanta	5-12-11
11	Detroit vs. Atlanta	5-14-99
11	Chicago vs. Atlanta	5-10-97
12	four times	

MOST REBOUNDS-GAME

62	Chicago vs. Atlanta	4-30-93
58	Chicago vs. Atlanta	5-04-11
57	Washington at Atlanta	4-22-79
56	Cleveland vs. Atlanta	5-26-15
56	Cleveland vs. Atlanta	5-24-15

FEWEST REBOUNDS-GAME

21	Detroit vs. Atlanta	4-29-97
26	Detroit at Atlanta	5-16-99
27	Charlotte vs. Atlanta	4-23-98
27	Boston vs. Atlanta	5-22-88
29	Miami at Atlanta	4-29-09

HAWKS YEARLY PLAYOFF STATS

1968-69 PLAYOFF STATS

(Defeated San Diego, 4-2 ... Lost to Los Angeles, 4-1)

	G	Min	FGM	FGA	Pct.	FTM	FTA	Pct.	Reb	Asst	PF	DQ	Pts	Avg
Beatty	11	473	102	236	.432	43	64	.672	142	25	47	0	247	22.5
Hudson	11	424	101	216	.468	40	52	.769	59	32	43	1	242	22.0
Bridges	11	442	69	156	.442	34	48	.708	178	37	48	2	172	15.6
Caldwell	11	404	65	134	.485	32	69	.466	55	37	40	1	162	14.7
Hazzard	11	360	53	135	.393	48	61	.787	33	43	38	0	154	14.0
Ohl	11	194	30	86	.349	13	22	.591	13	16	25	0	73	6.6
Silas	11	258	21	58	.362	19	37	.514	92	21	32	0	61	5.5
Davis	8	52	4	15	.267	5	8	.625	17	1	7	0	13	1.6
Guerin	3	32	1	4	.250	1	2	.500	5	7	8	0	3	1.0
Harlicka	1	1	0	0	.000	0	0	.000	0	0	1	0	0	0.0

1969-70 PLAYOFF STATS

(Defeated Chicago, 4-1 ... Lost to Los Angeles, 4-0)

	G	Min	FGM	FGA	Pct.	FTM	FTA	Pct.	Reb	Asst	PF	DQ	Pts	Avg
Caldwell	9	393	93	198	.470	39	60	.650	45	38	34	1	225	25.0
Hudson	9	360	78	187	.417	41	50	.820	40	33	34	2	197	21.9
Hazzard	7	255	65	130	.500	20	32	.625	24	54	23	0	150	21.4
Bellamy	9	368	59	126	.468	33	46	.717	140	35	32	0	151	16.8
Guerin	2	56	13	21	.619	7	7	1.000	8	4	6	0	33	16.5
Bridges	9	381	44	110	.400	16	27	.593	154	29	37	1	104	11.6
Beard	9	146	31	65	.477	19	26	.731	26	8	19	0	81	9.0
Newmark	6	42	15	33	.455	4	4	1.000	12	2	8	0	34	5.7
Davis	9	117	14	37	.378	10	17	.588	30	6	24	1	38	4.2
Gregor	7	67	6	21	.286	4	6	.667	17	2	14	0	16	2.3

1970-71 PLAYOFF STATS

(Lost to New York, 4-1)

	G	Min	FGM	FGA	Pct.	FTM	FTA	Pct.	Reb	Asst	PF	DQ	Pts	Avg
Hudson	5	213	49	108	.454	29	39	.744	35	15	19	0	127	25.4
Maravich	5	199	46	122	.377	18	26	.692	26	24	14	0	110	22.0
Bellamy	5	216	41	69	.594	22	29	.759	72	10	16	0	104	20.8
Hazzard	5	202	25	76	.329	20	25	.800	25	27	22	1	70	14.0
Davis	5	119	17	36	.472	22	27	.815	22	4	17	1	56	11.2
Bridges	5	229	23	58	.397	3	9	.333	104	5	17	0	49	9.8
Chambers	4	22	3	9	.333	1	2	.500	5	0	4	0	7	1.8

1971-72 PLAYOFF STATS

(Lost to Boston, 4-2)

	G	Min	FGM	FGA	Pct.	FTM	FTA	Pct.	Reb	Asst	PF	DQ	Pts	Avg
Maravich	6	219	54	121	.446	58	71	.817	32	28	24	0	166	27.7
Hudson	6	266	63	139	.453	24	29	.828	33	21	13	0	150	25.0
Bellamy	6	247	42	86	.488	27	43	.628	82	11	20	0	111	18.5
Gilliam	6	173	28	71	.394	10	11	.909	30	33	15	0	66	11.0
Washington	6	209	28	58	.483	9	16	.563	48	10	20	0	65	10.8
Adams	6	188	20	56	.357	16	23	.696	38	12	25	1	56	9.3
Trapp	6	66	19	44	.432	3	8	.375	18	5	13	0	41	6.8
May	3	31	3	9	.333	6	8	.750	8	1	3	0	12	4.0
Payne	1	5	1	1	1.000	2	5	.400	4	0	1	0	4	4.0
Christian	6	34	3	8	.375	1	1	1.000	7	0	10	0	7	1.2
Haliburton	1	2	0	1	.000	0	0	.000	0	0	0	0	0	0.0

1972-73 PLAYOFF STATS

(Lost to Boston, 4-2)

	G	Min	FGM	FGA	Pct.	FTM	FTA	Pct.	Reb	Asst	PF	DQ	Pts	Avg
Hudson	6	255	76	166	.458	26	29	.897	47	17	16	0	178	29.7
Maravich	6	234	65	155	.419	27	34	.794	29	40	24	1	157	26.2
Bellamy	6	247	34	86	.395	14	31	.452	73	13	17	0	82	13.7
Gilliam	6	197	33	81	.407	5	5	1.000	21	31	19	1	71	11.8
Bracey	6	123	24	47	.511	11	16	.688	13	20	13	0	59	9.8
Washington	6	226	19	48	.396	5	17	.294	60	14	19	1	43	7.2
Trapp	6	99	11	32	.343	3	5	.600	21	3	21	0	25	4.2
Tschogl	3	11	5	8	.625	0	0	.000	4	1	0	0	10	3.3
Mast	4	15	5	5	1.000	0	0	.000	5	1	1	0	10	2.5
Wetzel	3	33	3	7	.429	0	0	.000	2	4	6	0	6	2.0

HAWKS YEARLY PLAYOFF STATS, CONT.

1977-78 PLAYOFF STATS

(Lost to Washington, 2-0)

	G	Min	FGM	FGA	Pct.	FTM	FTA	Pct.	Reb	Asst	PF	Stl	Blk	Pts	Avg
Drew	2	79	21	49	.429	10	16	.625	15	3	9	1	1	52	26.0
E. Johnson	2	64	12	19	.632	7	8	.875	6	6	10	8	1	31	15.5
Criss	2	65	10	24	.417	7	9	.778	4	3	5	4	1	27	13.5
McMillen	2	75	13	23	.565	0	0	.000	22	1	9	1	0	26	13.0
Hawes	2	71	7	18	.389	2	3	.667	17	8	5	1	2	16	8.0
Hill	2	61	6	15	.400	4	4	1.000	3	7	7	2	0	16	8.0
Rollins	2	51	7	12	.583	2	8	.250	9	1	8	1	4	16	8.0
O. Johnson	2	21	4	11	.364	0	0	—	3	2	4	1	1	8	4.0
Robertson	2	12	2	6	.333	1	2	.500	0	0	3	0	0	5	2.5
Brown	2	6	0	0	—	0	0	—	0	0	1	0	0	0	—

1978-79 PLAYOFF STATS

(Defeated Houston, 2-0 ... Lost to Washington, 4-3)

	G	Min	FGM	FGA	Pct.	FTM	FTA	Pct.	Reb	Asst	PF	Stl	Blk	Pts	Avg
Roundfield	9	338	61	133	.459	36	45	.800	106	25	44	8	23	158	17.6
Johnson	9	262	65	128	.508	18	25	.720	23	45	22	4	2	148	16.4
Drew	9	275	55	131	.420	35	46	.761	60	7	36	9	4	145	16.1
Furlow	9	244	55	113	.487	26	28	.929	32	29	15	7	2	136	15.1
Hawes	9	243	40	81	.494	9	12	.750	63	29	33	8	3	89	9.9
Hill	9	267	29	71	.408	8	12	.667	17	50	33	12	1	66	7.3
McMillen	9	163	20	46	.435	16	19	.842	34	7	21	2	1	56	6.2
Rollins	9	212	21	51	.412	9	13	.692	71	5	29	3	24	51	5.7
Criss	9	99	12	29	.414	9	10	.900	5	16	5	3	0	33	3.7
Givens	9	81	10	30	.333	3	3	1.000	21	3	9	1	2	23	2.6
Wilson	1	1	0	0	—	0	0	—	0	0	0	0	0	0	—

1979-80 PLAYOFF STATS

(Lost to Philadelphia, 4-1)

	G	Min	FGM	FGA	Pct.	FTM	FTA	Pct.	Reb	Asst	PF	Stl	Blk	Pts	Avg
Johnson	5	188	38	74	.514	21	28	.750	18	21	12	8	2	97	19.4
Roundfield	5	174	32	69	.464	22	35	.629	58	11	22	4	8	86	17.2
Drew	5	150	24	63	.381	25	35	.714	30	4	21	7	0	73	14.6
Criss	5	152	29	59	.492	11	12	.917	5	22	12	6	0	70	14.0
Hawes	5	149	18	41	.439	16	18	.889	35	12	22	9	1	52	10.4
Rollins	5	134	18	31	.581	6	10	.600	38	3	25	2	14	42	8.4
Hill	5	109	12	30	.400	11	12	.917	6	15	14	4	1	35	7.0
McElroy	5	32	4	9	.444	4	5	.800	2	4	1	0	0	12	2.4
Brown	5	58	4	13	.308	2	2	1.000	10	1	9	1	1	10	2.0
Givens	4	36	3	14	.214	0	0	—	5	3	7	2	0	6	1.5
Pellom	4	18	0	3	.000	1	3	.333	0	1	3	0	1	1	0.3

3-pt. field goals: Atlanta 1-7 (.143) - Roundfield 0-1 (.000), Criss 1-3 (.333), Hill 0-1 (.000), Brown 0-1 (.000), McElroy 0-1 (.000). Opponents 2-15 (.133).

1981-82 PLAYOFF STATS

(Lost to Philadelphia, 2-0)

	G	Min	FGM	FGA	Pct.	FTM	FTA	Pct.	Reb	Asst	PF	Stl	Blk	Pts	Avg
Roundfield	2	85	17	36	.472	8	14	.571	22	2	8	2	4	42	21.0
Drew	2	59	8	22	.364	7	12	.583	10	1	11	0	0	23	11.5
Johnson	2	67	9	26	.346	4	4	1.000	6	9	8	0	1	22	11.0
McMillen	2	47	8	13	.615	4	6	.667	7	1	5	3	0	20	10.0
Hawes	1	12	2	5	.400	3	4	.750	5	0	1	0	0	7	7.0
Macklin	2	30	4	8	.500	6	6	1.000	3	1	6	0	0	14	7.0
Sparrow	2	69	5	12	.417	4	4	1.000	8	11	7	2	0	14	7.0
Glenn	2	35	5	7	.714	2	2	1.000	1	2	3	3	0	12	6.0
Matthews	2	28	2	10	.200	4	4	1.000	0	4	4	0	1	8	4.0
Rollins	2	65	2	6	.333	3	4	.750	8	2	8	0	6	7	3.5
Pellom	1	4	1	3	.333	0	0	—	1	0	0	0	0	2	2.0
Williams	1	4	0	2	.000	0	0	—	0	0	0	0	0	0	—

3-pt. field goals: Atlanta 0-3 (.000) - Macklin 0-1 (.000), Sparrow 0-1 (.000), Williams 0-1 (.000). Opponents 0-1 (.000).

HAWKS YEARLY PLAYOFF STATS, CONT.

1982-83 PLAYOFF STATS

(Lost to Boston, 2-1)

	G	Min	FGM	FGA	Pct.	FTM	FTA	Pct.	Reb	Asst	PF	Stl	Blk	Pts	Avg
Roundfield	3	124	24	50	.480	5	11	.455	42	10	5	4	4	53	17.7
Davis	3	113	21	52	.404	9	10	.900	5	27	6	0	0	51	17.0
Wilkins	3	109	17	42	.405	12	14	.857	15	1	9	2	1	47	15.7
Macklin	3	78	11	24	.458	8	10	.800	15	2	12	2	2	30	10.0
Rollins	3	118	13	27	.481	3	9	.333	30	3	12	1	10	29	9.7
Glenn	3	67	12	22	.545	4	4	1.000	5	3	10	2	0	28	9.3
Matthews	3	38	3	9	.333	4	5	.800	0	11	5	0	1	10	3.3
McMillen	3	39	4	12	.333	2	2	1.000	7	2	5	1	2	10	3.3
Smith	2	15	1	5	.200	4	4	1.000	1	4	1	1	0	6	3.0
Edmonson	1	2	1	1	1.000	0	0	—	1	1	0	0	0	2	2.0
Brown	2	15	1	3	.333	1	2	.500	3	0	3	0	0	3	1.5
G. Johnson	1	2	0	0	—	0	0	—	0	0	0	0	0	0	—

3-pt. field goals: Atlanta 1-4 (.250) - Roundfield 0-1 (.000), Davis 0-1 (.000), Wilkins 1-1 (1.000), Matthews 0-1 (.000). Opponents 3-13 (.231).

1983-84 PLAYOFF STATS

(Lost to Milwaukee, 3-2)

	G	Min	FGM	FGA	Pct.	FTM	FTA	Pct.	Reb	Asst	PF	Stl	Blk	Pts	Avg
Wilkins	5	197	35	84	.417	26	31	.839	41	11	13	12	1	96	19.2
Roundfield	5	191	30	69	.435	25	35	.714	44	8	16	2	7	86	17.2
Rivers	5	130	16	32	.500	36	41	.878	10	16	16	12	4	68	13.6
Johnson	5	123	19	54	.352	15	22	.682	9	24	11	6	0	54	10.8
Davis	5	131	22	55	.400	6	6	1.000	10	24	10	1	0	50	10.0
Wittman	5	96	20	37	.541	0	0	.000	9	11	5	1	0	40	8.0
Brown	5	83	10	21	.476	10	12	.833	19	2	19	0	1	30	6.0
Rollins	5	152	10	25	.400	5	8	.625	34	1	23	2	10	25	5.0
Glenn	5	53	5	14	.357	0	0	.000	5	5	9	2	0	10	2.0
Hastings	5	32	2	9	.222	3	4	.750	8	1	4	1	0	7	1.4
Paultz	2	7	1	3	.333	0	0	.000	0	0	0	0	0	2	1.0
Landsberger	2	5	0	1	.000	0	0	—	1	0	1	0	0	0	0.0

3-pt. field goals: Atlanta 2-11 (.182) - Wilkins 0-1 (.000), Roundfield 1-1 (1.000), Rivers 0-3 (.000), Johnson 1-6 (.167). Opponents 6-21 (.286).

1985-86 PLAYOFF STATS

(Defeated Detroit, 3-1 ... Lost to Boston, 4-1)

	G	Min	FGM	FGA	Pct.	FTM	FTA	Pct.	Reb	Asst	PF	Stl	Blk	Pts	Avg
Wilkins	9	360	94	217	.433	68	79	.861	54	25	24	9	2	257	28.6
Wittman	9	348	71	135	.526	18	26	.692	24	30	16	10	1	160	17.8
Willis	9	280	55	98	.561	15	23	.652	65	5	38	7	8	125	13.9
Rivers	9	262	40	92	.435	31	42	.738	42	78	38	18	0	114	12.7
Webb	9	183	42	81	.519	26	33	.788	31	65	13	4	1	110	12.2
Rollins	9	248	26	47	.553	7	11	.636	78	3	32	2	15	59	6.6
Koncak	9	193	14	29	.483	26	46	.565	34	5	27	6	10	54	6.0
Levingston	9	180	22	37	.595	7	9	.778	4	3	23	4	9	52	5.8
Hastings	9	49	11	14	.786	5	11	.455	10	2	11	2	0	28	3.1
Davis	8	65	9	25	.360	4	4	1.000	6	15	6	2	0	22	2.8
Battle	6	27	4	11	.364	3	4	.750	4	2	5	2	0	11	1.8
Charles	4	15	3	4	.750	1	1	1.000	2	2	1	0	0	7	1.8

3-pt. field goals: Atlanta 6-21 (.286) - Wilkins 1-5 (.200), Wittman 0-1 (.000), Rivers 3-6 (.500), Webb 0-2 (.000), Levingston 1-1 (1.000), Hastings 1-4 (.250), Battle 0-1 (.000). Opponents 14-35 (.400).

1986-87 PLAYOFF STATS

(Defeated Indiana, 3-1 ... Lost to Detroit, 4-1)

	G	Min	FGM	FGA	Pct.	FTM	FTA	Pct.	Reb	Asst	PF	Stl	Blk	Pts	Avg
Wilkins	9	360	86	210	.410	66	74	.892	70	25	25	16	8	241	26.8
Wittman	9	300	67	121	.554	14	17	.824	18	30	22	4	4	148	16.4
Willis	9	356	60	115	.522	21	31	.677	83	6	33	9	7	141	15.7
Carr	9	162	39	56	.696	26	32	.813	27	13	36	3	8	104	11.6
Rivers	8	245	18	47	.383	26	52								





NBA



22 CAM
REDDISH

NATIONAL BASKETBALL ASSOCIATION



NATIONAL BASKETBALL ASSOCIATION
(www.nba.com)

NBA ENTERTAINMENT

WOMEN'S NATIONAL BASKETBALL ASSOCIATION

NBA DEVELOPMENT LEAGUE

NBA 2K LEAGUE

NEW YORK - Olympic Tower
645 Fifth Avenue
New York, NY 10022
TEL: (212) 407-8000
FAX: (212) 832-3861

NEW JERSEY
100 Plaza Drive
Secaucus, NJ 07094
TEL: (201) 865-1500
FAX: (201) 974-5973

INTERNATIONAL OFFICES
AFRICA
9th Floor, GreenPark Corner, 3 Lower Road
Morningside 2193, Johannesburg, South Africa
TEL: +27-100-072-668

Levels 4 and 5, Serenity Building
King Fahd Palace Road
Almadies, Dakar, Senegal

CHINA-BEIJING
19th Floor, Office Tower 2, China Central Place
No. 79 Jianguo Road, Chaoyang District
Beijing 100025 China
TEL: (86) 10-5200-8200

CHINA-SHANGHAI
Unit 2703-08, 27/F, Tower 2, Plaza 66
1366 Nanjing West Road, Jing An District
Shanghai 200040, China
TEL: 86-21-6137-2200

HONG KONG
Room 3101, Lee Gardens One
33 Hysan Avenue
Causeway Bay, Hong Kong
TEL: 011 852-2843-9600

PHILIPPINES
Unit 1701, World Plaza Building
5th Avenue corner 30th Street, Bonifacio Global City
Taguig, 1634 Philippines
Communications: Jandric Lim +632-866-8205

TAIWAN
Suite 1303, No. 88, Section 2, Chung Hsiao East Rd.
Taipei, Taiwan ROC 100
TEL: 011-886-2-2397-8000

CANADA
50 Bay Street, Suite 1402
Toronto, Ontario
Canada M5J 3A5
TEL: 416-682-2000

LONDON
Endeavour House
189 Shaftesbury Avenue
London, United Kingdom WC2H 8JR
TEL: 44-20-74-20-8900

SPAIN
Legantios Street 6th Floor
28013 Madrid, Spain
Communications: Ignasi Castello (+34-912-153-573)

INDIA
C-1804, ONE BKC
G Block, Bandra Kuris Complex,
Bandra East, Mumbai - 4000051
TEL: 91-22-6124-6100

BRAZIL
Av Borges de Medeiros, 633
Sala 301 - Leblon
Rio de Janeiro, RJ, Brazil 22430-041
TEL: 55-21-3206-6400

MEXICO
Av Prolongacion Paseo de la Reforma 1236, Planta baja
Desarrollo Santa Fe
Cuzamácala de Morelos, Ciudad de Mexico 05348
TEL: 52-55-9171-7700

NBA G LEAGUE TEAM DIRECTORY

645 5th Avenue, New York, NY 10022 www.nba.com/gleague Media Relations Contact: Joanna Shapiro (jshapiro@nba.com)

AGUA CALIENTE CLIPPERS OF ONTARIO (CLIPPERS)
980 Haven Ave., #120
Rancho Cucamonga, CA 91730
Arena: Toyota Arena
Media Relations: Cooper Dzierzanowski (cdzierzanowski@clippers.com)

AUSTIN SPURS (SPURS)
1717 Scottsdale Drive, Suite 155
Cedar Park, TX 78641
Arena: H-E-B Center at Cedar Park
Media Relations: Amanda Janczak (ajanczak@spurs.com)

BIRMINGHAM SOVIADRON (PELICANS)
950 22nd St. N, Suite 925
Birmingham, AL 35203
Arena: Legacy Arena
Media Relations: Joseph Hooven (joseph.hooven@pelicans.com)

CAPITAL CITY GO-GO (WIZARDS)
1100 Oak Drive SE
Washington, DC 20032
Arena: Ent. & Sports Arena
Media Relations: Matt Quinn (mquinn@monumentalsports.com)

CLEVELAND CHARGE (CAVALIERS)
1 Center Ct.
Cleveland, OH 44115
Arena: CSU Wooster Center
Media Relations: Sean Wyatt (swyatt@cavs.com)

COLLEGE PARK SKYHAWKS (HAWKS)
101 Marietta St., Suite 1900
Atlanta, GA 30303
Arena: Gateway Center Arena at College Park
Media Relations: Jerome Schwich (jerome.schwich@cpskyhawks.com)

DELAWARE BLUE COATS (76ERS)
401 Garasches Lane
Wilmington, DE 19801
Arena: Chase Fieldhouse
Media Relations: Alex Yoh (alex.yoh@76ers.com)

FORT WAYNE MAD ANTS (PACERS)
921 East Dupont Road, Suite 228
Fort Wayne, IN 46826
Arena: Allen Co. War Memorial
Media Relations: Dan Vance (dvance@fortwaynemadants.com)

NBA G LEAGUE INVITE
2675 Mitchell Drive
Walnut Creek, CA 94598
Arena: Ultimate Fieldhouse
Media Relations: Mara Rudolph (mrudolph@nba.com)

GRAND RAPIDS GOLD (NUGGETS)
62 Commerce Ave SW, Suite 201
Grand Rapids, MI 49503
Arena: DeltaFlex Arena
Media Relations: Gwen Vryhof Bultema (gbultema@nbagranderapids.com)

GREENSBORO SWARM (HORNETS)
2411 B West Gate City Blvd.
Greensboro, NC 27403
Arena: Fieldhouse at the GCC
Media Relations: Justin Trujillo (trujillo@gsoswarm.com)

IOWA WOLVES (TIMBERWOLVES)
730 3rd St.
Des Moines, IA 50309
Arena: Wells Fargo Arena
Media Relations: Randi Burrell (randi.burrell@iowawolves.com)

LAKELAND MAGIC (MAGIC)
701 West Lime St.
Lakeland, FL 33815
Arena: RP Funding Center
Media Relations: Owen Fasolas (ofasolas@lakelandmagic.com)

LONG ISLAND NETS (NETS)
1255 Hempstead Turnpike
Uniondale, NY 11553
Arena: Nassau Coliseum
Media Relations: Patricia Douglas (pdouglas@bsglobal.net)

MAINE CELTICS (CELTICS)
550 Forest Avenue
Portland, ME 04012
Arena: Portland Exposition Building
Media Relations: Evans Boston (eboston@mainerceltics.com)

MEMPHIS JUSTICE (GRIZZLIES)
191 Beale St.
Memphis, TN 38103
Arena: The Landers Center
Media Relations: Corey Moore (cmoore@memphisceltics.com)

MEXICO CITY CAPITANES
Paseo del Pedregal 610
Jardines del Pedregal
Alvaro Obregón 01900 CDMX Mexico
Arena: Gimnasio Juan de la Barrera
Media Relations: Adriana Barron (abarron@capitanes.mx)

MOTOR CITY CRUISE (PISTONS)
6201 Amsterdam St.
Detroit, MI 48202
Arena: Wayne State Arena
Media Relations: Dylan Daniel (ddaniel@pistons.com)

OKLAHOMA CITY BLUE (THUNDER)
208 Thunder Drive
Oklahoma City, OK 73102
Arena: Paycom Center
Media Relations: Heather Ward (hward@okcthunder.com)

RAPTORS 905 (RAPTORS)
5600 Rose Cherry Place
Mississauga, ON L4Z4B6
Arena: Paramount Fine Foods Centre
Media Relations: Stefano Tomiutti (stefano.tomiutti@raptors905.com)

RIO GRANDE VALLEY VIPERS (ROCKETS)
4900 S. I-49, Edinburg, TX 78539
Arena: Bert Ogden Arena
Media Relations: Amairani Ramirez (mediarelations@rgvipers.com)

SALT LAKE CITY STARS (JAZZ)
1420 S 500 W
Salt Lake City, UT 84115
Arena: Lifetime Activities Center
Media Relations: Derek Ahmsbrak (derek.ahmsbrak@slcstars.com)

SANTA CRUZ WARRIORS (WARRIORS)
903 Pacific Ave., Suite 101
Santa Cruz, CA 95060
Arena: Kaiser Permanente Arena
Media Relations: Shannon Stabler (stabler@santacruzskynetball.com)

SIOUX FALLS SKYFORCE (HEAT)
2131 South Minnesota Ave
Sioux Falls, SD 57105
Arena: Sanford Pentagon
Media Relations: Matt Dykstra (mattydykstra@skyforceonline.com)

SOUTH BAY LAKERS (LAKERS)
2275 E. Mariposa Ave.
El Segundo, CA 90245
Arena: Toyota Sports Center
Media Relations: Noah Camarena (ncamarena@s-b-lakers.com)

STOCKTON KINGS (KINGS)
400 E. Main, Suite 760
Stockton, CA 95202
Arena: Stockton Arena
Media Relations: Reshaun Gethers (gethers@kings.com)

TEXAS LEGENDS (MAVERICKS)
2601 Avenue of the Stars, Suite 300
Frisco, TX 75034
Arena: Comerica Center
Media Relations: Britney Wynn (brynn@texaslegends.com)

WESTCHESTER KNICKS (KNICKS)
TBA
Media Relations: Ajah Hawley-Alexander (ajah.hawley-alexander@msgsports.com)

WINDY CITY BULLS (BULLS)
5333 Prairie Stone Pkwy.
Hoffman Estates, IL 60192
Arena: Sears Center Arena
Media Relations: Kyle Brown (kylebrown@bulls.com)

WISCONSIN HERD (BUCKS)
549 High Avenue
Oshkosh, WI 54901
Arena: Oshkosh Arena
Media Relations: Eric Kohlbeck (ekohlbeck@bucks.com)

NATIONAL BASKETBALL ASSOCIATION G LEAGUE



COLLEGE PARK SKYHAWKS

The College Park Skyhawks, the Hawks' NBA G League affiliate, play their home games at the Gateway Center @ College Park, a multi-purpose sports and entertainment venue with 3,500 seats for Skyhawks games and 5,000 seats for events such as concerts and convocations. Opened in 2019, the building is South Metro Atlanta's premier sports and entertainment venue.

TORI MILLER - GENERAL MANAGER



Tori Miller is in her fifth season with the College Park Skyhawks and her second as General Manager following her promotion to the position on July 9, 2020. She spent 2019-20 as the team's Assistant General Manager and the prior two years as Manager of Basketball Operations. Miller is the first woman to hold the title of General Manager in the history of the NBA G League.

She worked for the Phoenix Suns from 2014-16 as a Basketball Operations intern following an internship in Marketing and Sales with the Women's Basketball Coaches Association.

The University of Miami School of Business Cum Laude graduate earned a Bachelor of Business Administration in Marketing with a minor in Sports Administration in 2013. Miller is a native of Decatur, GA.

STEVE GANSEY - HEAD COACH



Steve Gansey was named head coach of the Skyhawks on August 4, 2021.

Gansey was most recently head coach of the Fort Wayne Mad Ants of the NBA G League from 2015-20, where he recorded a 123-120 mark and became the club's all-time wins leader.

He was the associate head coach of the Canton Charge (of the NBA G League) in 2014-15 after spending the prior five years on the Mad Ants' coaching staff.

After starting his collegiate playing career at Cleveland State from 2004-06, Gansey finished at Ashland University (OH). He is a native of Olmsted Falls, OH.

TY CONYERS - ASSISTANT GENERAL MANAGER



Ty Conyers is in his second season with the Skyhawks, as the team's Assistant General Manager. He came to Atlanta from the San Antonio Spurs, where he was a Basketball Operations Assistant.


Conyers was previously the Director of Basketball Operations at Albany, after having served as Video Coordinator.

He owns Bachelor and Masters Degrees from Albany in Communication, earning a minor in Business.

NATIONAL BASKETBALL ASSOCIATION & LEAGUE




JANICE KOON
VICE PRESIDENT OF
OPERATIONS



COURTNEY ALEXANDER
ASSISTANT COACH




TRAVIS ALSTON
MANAGER,
TICKET SALES



TAYLOR ASHFORD
COMMUNITY
COORDINATOR



JONATHAN BENNETT
SEASONAL ASSISTANT



NICK BRAY
EQUIPMENT
MANAGER



RONNIE BURRELL
ASSISTANT COACH



DA'SEAN BUTLER
ASSISTANT COACH



HALEY COLEMAN
COORDINATOR
PARTNERSHIP
ACTIVATION



SCOTT DUMAIS
DIRECTOR, RETAIL
OPERATIONS



LEE FLOYD JR.
TEAM SECURITY



KELLY GERMAN
HEAD ATHLETIC TRAINER



TERRANCE MCLELLAN
STRENGTH &
CONDITIONING COACH



VERONICA PAUL
ENTERTAINMENT
MANAGER



JACOB PORTER
ASSISTANT COACH



BILAL RABBANI
SEASONAL ASSISTANT



ANGELA SPENCE
SR. DIRECTOR,
TICKET SALES



Collin Hawk

NATIONAL BASKETBALL ASSOCIATION & LEAGUE

2020-21 FINAL STANDINGS

CHAMPIONSHIP GAME
Lakeland 97 - Delaware 78

2020-21 FINAL REGULAR SEASON STANDINGS

	HOME		AWAY		Pct	GB	Last 10	AFFILIATION
	W	L	W	L				
Raptors 905	12-3	2-0	7-1	.800	--	9-1	TOR	
Santa Cruz	11-4	1-0	4-4	.733	1	9-1	GSW	
Erie	11-4	2-0	6-2	.733	1	7-3	NOP	
Delaware	10-5	1-1	5-3	.667	2	5-5	PHI	
Austin	10-5	1-1	4-3	.667	2	6-4	SAS	
Lakeland	9-6	1-1	3-5	.600	3	6-4	ORL	
Rio Grande	9-6	1-1	4-3	.600	3	7-3	HOU	
G League Ignite	8-7	0-0	5-3	.533	4	4-6		
Oklahoma City	8-7	2-0	5-3	.533	4	4-6	OKC	
Long Island	7-8	1-1	3-4	.467	5	5-5	BKN	
Westchester	7-8	0-2	3-4	.467	5	5-5	NYK	
Memphis	6-9	0-2	3-4	.400	6	4-6	MEM	
Fort Wayne	6-9	0-1	3-4	.400	6	5-5	IND	
Canton	5-10	1-0	3-5	.333	7	3-7	CLE	
Greensboro	5-10	0-2	4-3	.333	7	3-7	CHA	
Agua Caliente	5-10	0-1	2-5	.333	7	3-7	LAC	
Salt Lake City	4-11	1-1	1-7	.267	8	3-7	UTA	
Iowa	2-13	1-1	1-6	.133	10	2-8	MIN	



NATIONAL BASKETBALL ASSOCIATION 2K LEAGUE



HAWKS TALON GAMING CLUB

VICE PRESIDENT OF OPERATIONS - JANICE KOON
DIRECTOR OF ESPORTS - WESLEY ACUFF

Hawks Talon Gaming Club began play in the NBA 2K League in the 2019 season after joining the league as an expansion team on August 15, 2018.

The NBA 2K League is a professional competitive gaming league co-founded by the NBA and Take-Two Interactive Software, Inc. Bringing together the world's best 2K players, this marks the first official esports league operated by a U.S. professional sports league.

WESLEY ACUFF - DIRECTOR OF ESPORTS



Wesley Acuff joined the Atlanta Hawks and State Farm Arena in 2018. In his role as Director of Esports, he focuses on player operations and in-game strategy. Additionally, he oversees the day to day operations of the team and also assists with business operations.

Previously, Acuff served in various production roles such as Producer, Editor and Camera Operator, with Turner Sports and NBA Digital from 2008 to 2018. In this capacity, he was responsible for Producing Digital shows and Sizzle Reels for Corporate Sponsors, which helped generate revenue for Turner Sports.

Prior to entering into management in the eSports industry, he was recognized as one of the Top 250 NBA 2K Players in the world prior to the inaugural NBA 2K League 2018 Season.

He holds a BS in Digital Film-Making and Video Production from The Art Institute of California – Los Angeles.

NBA AWARD WINNERS

2021 NBA HONOR ROLL

NBA Most Valuable Player.....	Nikola Jokic, Denver
Red Auerbach Coach of the Year.....	Tom Thibodeau, New York
Rookie of the Year.....	LaMelo Ball, Charlotte
Most Improved Player.....	Julius Randle, New York
Defensive Player of the Year.....	Rudy Gobert, Utah
Sixth Man of the Year.....	Jordan Clarkson, Utah
Sporting News NBA Executive of the Year.....	James Jones, Phoenix
Joe Dumars Trophy/NBA Sportsmanship Award.....	Jrue Holiday, Milwaukee
Twyman-Stokes Award.....	Damian Lillard, Portland

ALL-NBA TEAMS

First Team	Second Team	Third Team
Giannis Antetokounmpo, Milwaukee	Damian Lillard, Portland	Rudy Gobert, Utah
Nikola Jokic, Denver	Joel Embiid, Philadelphia	Jimmy Butler, Miami
Stephen Curry, Golden State	Chris Paul, Phoenix	Paul George, LA Clippers
Luka Doncic, Dallas	Julius Randle, New York	Bradley Beal, Washington
Kawhi Leonard, LA Clippers	LeBron James, LA Lakers	Kyrie Irving, Brooklyn

NBA ALL-DEFENSIVE TEAMS

First Team	Second Team
Rudy Gobert, Utah	Bam Adebayo, Miami
Ben Simmons, Philadelphia	Jimmy Butler, Miami
Draymond Green, Golden State	Joel Embiid, Philadelphia
Jrue Holiday, Milwaukee	Matisse Thybulle, Philadelphia
Giannis Antetokounmpo, Milwaukee	Kawhi Leonard, LA Clippers

NBA ALL-ROOKIE TEAMS (Chosen without regard to position)

First Team	Second Team
LaMelo Ball, Charlotte	Immanuel Quickley, New York
Anthony Edwards, Minnesota	Desmond Bane, Memphis
Tyrese Haliburton, Sacramento	Isaiah Stewart, Detroit
Saddiq Bey, Detroit	Isaac Okoro, Cleveland
Jae'Sean Tate, Houston	Patrick Williams, Chicago

NBA MOST VALUABLE PLAYER BALLOTING

Player, Team	1st	2nd	3rd	4th	5th	Pts
Nikola Jokic, Denver	91	8	1	0	0	971
Joel Embiid, Philadelphia	1	62	23	8	3	56
Stephen Curry, Golden State	5	23	32	23	13	453
Giannis Antetokounmpo, Milwaukee	1	5	34	41	10	348
Chris Paul, Phoenix	2	2	8	13	26	139
Luka Doncic, Dallas	0	1	0	7	14	42
Damian Lillard, Portland	0	0	1	5	18	38
Julius Randle, New York	0	0	1	2	9	20
Derrick Rose, New York	1	0	0	0	0	10
Rudy Gobert, Utah	0	0	0	1	5	8
Russell Westbrook, Washington	0	0	1	0	0	5
Ben Simmons, Philadelphia	0	0	0	1	0	3
James Harden, Brooklyn	0	0	0	0	1	1
LeBron James, LA Lakers	0	0	0	0	1	1
Kawhi Leonard, LA Clippers	0	0	0	0	1	1

2021 NBA DRAFT

FIRST ROUND

TEAM	NAME	COLLEGE/PRIOR COUNTRY PLAYED
1. Minnesota	Anthony Edwards	Georgia
2. Golden State	James Wiseman	Memphis
3. Charlotte	LaMelo Ball	Australia
4. Chicago	Patrick Williams	Florida State
5. Cleveland	Isaac Okoro	Auburn
6. Atlanta	Onyeka Okongwu	USC
7. Detroit	Kilian Hayes	Germany
8. New York	Obi Toppin	Dayton
9. Washington	Deni Avdija	Israel
10. Phoenix	Jalen Smith	Maryland
11. San Antonio	Devin Vassell	Florida State
12. Sacramento	Tyrese Haliburton	Iowa State
13. New Orleans	Kira Lewis Jr.	Alabama
14. Boston	Aaron Nesmith	Vanderbilt
15. Orlando	Cole Anthony	North Carolina
16. Portland	Isaiah Stewart	Washington
17. Minnesota	Aleksej Pokusevski	Greece
18. Dallas	Josh Green	Arizona
19. Brooklyn	Saddiq Bey	Villanova
20. Miami	Precious Achiuwa	Memphis
21. Philadelphia	Tyrese Maxey	Kentucky
22. Denver	Zeke Nnaji	Arizona
23. New York	Leandro Bolmaro	Spain
24. Milwaukee	RJ Hampton	New Zealand
25. Oklahoma City	Immanuel Quickley	Kentucky
26. Boston	Payton Pritchard	Oregon
27. Utah	Udoka Azubuike	Kansas
28. LA Lakers	Jaden McDaniels	Washington
29. Toronto	Malachi Flynn	San Diego State
30. Boston	Desmond Bane	TCU

SECOND ROUND

TEAM	NAME	COLLEGE/PRIOR COUNTRY PLAYED
31. Dallas	Tyrell Terry	Stanford
32. Charlotte	Vernon Carey	Duke
33. Minnesota	Daniel Oturu	Minnesota
34. Philadelphia	Theo Maledon	France
35. Sacramento	Xavier Tillman Sr.	Michigan State
36. Philadelphia	Tyler Bey	Colorado
37. Washington	Vit Krejci	Spain
38. Utah	Saben Lee	Vanderbilt
39. New Orleans	Elijah Hughes	Syracuse
40. Memphis	Robert Woodard	Mississippi State
41. San Antonio	Tre Jones	Duke
42. New Orleans	Nick Richards	Kentucky
43. Sacramento	Jalimi'us Ramsey	Texas Tech
44. Chicago	Marko Simonovic	Serbia
45. Milwaukee	Jordan Nwora	Louisville
46. Portland	CJ Elleby	Washington State
47. Boston	Yam Madar	Israel
48. Golden State	Nico Mannion	Arizona
49. Philadelphia	Isaiah Joe	Arkansas
50. Atlanta	Skyler Mays	LSU
51. Golden State	Justinian Jessup	Australia
52. Sacramento	Kenyon Martin Jr.	IMG Academy
53. Oklahoma City	Cassius Winston	Michigan State
54. Indiana	Cassius Stanley	Duke
55. Brooklyn	Jay Scrubb	John A. Logan College
56. Charlotte	Grant Riller	College of Charleston
57. LA Clippers	Reggie Perry	Mississippi State
58. Philadelphia	Paul Reed	DePaul
59. Toronto	Jalen Harris	Nevada
60. New Orleans	Sam Merrill	Utah State

PAST NBA CHAMPIONS

Season	Champions	Eastern	W-L	Western	W-L
46-47	Philadelphia	Washington	49-11	Chicago	39-22
47-48	Baltimore	Philadelphia	27-21	St. Louis	29-19
48-49	Minneapolis	Washington	38-22	Rochester	45-15

Season	Champions	Eastern	W-L	Western	W-L	Central	W-L
49-50	Minneapolis	Syracuse	51-13	Indianapolis	39-25	Minneapolis	51-17
						Rochester	51-17

Season	Champions	Eastern	W-L	Western	W-L
50-51	Rochester	Philadelphia	40-26	Minneapolis	44-24
51-52	Minneapolis	Syracuse	40-26	Rochester	41-25
52-53	Minneapolis	N.Y. Knicks	47-23	Minneapolis	48-22
53-54	Minneapolis	N.Y. Knicks	44-28	Minneapolis	46-26
54-55	Syracuse	Syracuse	43-29	Fort Wayne	43-29
55-56	Philadelphia	Philadelphia	45-27	Fort Wayne	37-35
56-57	Boston	Boston	44-28	St. Louis	34-38
				Minneapolis	34-38
				Fort Wayne	34-38
57-58	St. Louis	Boston	49-23	St. Louis	41-31
58-59	Boston	Boston	52-20	St. Louis	49-23
59-60	Boston	Boston	59-19	St. Louis	46-29
60-61	Boston	Boston	57-20	St. Louis	51-28
61-62	Boston	Boston	60-02	Los Angeles	54-26
62-63	Boston	Boston	59-22	Los Angeles	53-27
63-64	Boston	Boston	59-21	San Francisco	48-32
64-65	Boston	Boston	62-18	Los Angeles	49-31
65-66	Boston	Philadelphia	55-25	Los Angeles	45-35
66-67	Philadelphia	Philadelphia	68-13	San Francisco	44-37
67-68	Boston	Philadelphia	62-20	St. Louis	56-26
68-69	Boston	Baltimore	57-25	Los Angeles	55-27
69-70	N.Y. Knicks	N.Y. Knicks	60-22	Atlanta	48-34



Season	Champions	Atlantic	W-L	Central	W-L	Midwest	W-L	Pacific	W-L
70-71	Milwaukee	N.Y. Knicks	52-30	Baltimore	42-40	Milwaukee	66-16	Los Angeles	48-34
71-72	L.A. Lakers	Boston	56-26	Baltimore	38-44	Milwaukee	63-19	Los Angeles	69-13
72-73	N.Y. Knicks	Boston	68-14	Baltimore	52-20	Milwaukee	60-20	Los Angeles	60-22
73-74	Boston	Boston	56-26	Capital	47-35	Milwaukee	59-23	Los Angeles	47-35
74-75	Golden State	Golden State	60-22	Washington	60-22	Chicago	47-35	Golden State	48-34
75-76	Boston	Boston	54-28	Cleveland	49-33	Milwaukee	38-44	Golden State	59-23
76-77	Portland	Philadelphia	50-32	Houston	49-33	Denver	50-32	Los Angeles	53-29
77-78	Washington	Philadelphia	55-27	San Antonio	52-30	Denver	48-34	Portland	53-24
78-79	Seattle	Washington	54-28	San Antonio	48-34	Kansas City	48-34	Seattle	53-30
79-80	L.A. Lakers	Boston	61-21	Atlanta	50-32	Milwaukee	49-33	Los Angeles	60-22
80-81	Boston	Boston	62-20	Milwaukee	60-22	San Antonio	50-32	Phoenix	57-25
81-82	L.A. Lakers	Boston	63-19	Milwaukee	55-27	San Antonio	48-34	Los Angeles	57-25
82-83	Philadelphia	Philadelphia	65-17	Milwaukee	51-31	San Antonio	53-29	Los Angeles	58-24
83-84	Boston	Boston	62-20	Milwaukee	50-32	Utah	45-37	Los Angeles	54-28
84-85	L.A. Lakers	Boston	63-19	Milwaukee	59-23	Denver	52-30	L.A. Lakers	62-20
85-86	Boston	Boston	67-15	Milwaukee	57-25	Houston	51-31	Seattle	57-25
86-87	L.A. Lakers	Boston	59-23	Atlanta	57-25	Dallas	55-27	L.A. Lakers	65-17
87-88	L.A. Lakers	Boston	57-25	Detroit	54-28	Denver	54-28	L.A. Lakers	62-20
88-89	Detroit	N.Y. Knicks	52-30	Detroit	63-19	Utah	51-31	L.A. Lakers	57-25
89-90	Detroit	Philadelphia	53-29	Detroit	59-23	San Antonio	56-26	L.A. Lakers	63-19
90-91	Chicago	Chicago	56-26	Chicago	61-21	San Antonio	55-27	Portland	63-19
91-92	Chicago	Boston	51-31	Chicago	67-15	Utah	55-27	Portland	57-25
92-93	Chicago	N.Y. Knicks	60-22	Chicago	57-25	Houston	55-27	Phoenix	62-20
93-94	Houston	N.Y. Knicks	57-25	Atlanta	57-25	Houston	58-24	Seattle	63-19
94-95	Houston	Orlando	57-25	Indiana	52-30	San Antonio	62-20	Phoenix	59-23
95-96	Chicago	Orlando	60-22	Chicago	72-10	San Antonio	59-23	Seattle	64-18
96-97	Chicago	Miami	61-21	Chicago	69-13	Utah	64-18	Seattle	57-25
97-98	Chicago	Miami	55-27	Chicago	62-20	Utah	62-20	Seattle	61-21
98-99	San Antonio	New York	27-23	Indiana	33-17	San Antonio	37-13	Portland	35-15
99-00	L.A. Lakers	Miami	52-30	Indiana	56-26	Utah	55-27	L.A. Lakers	67-15
00-01	L.A. Lakers	Philadelphia	56-26	Milwaukee	52-30	San Antonio	58-24	L.A. Lakers	56-26
01-02	L.A. Lakers	New Jersey	52-30	Detroit	50-32	San Antonio	58-24	Sacramento	61-21
02-03	San Antonio	New Jersey	49-33	Detroit	50-32	San Antonio	60-22	Sacramento	59-23
03-04	Detroit	New Jersey	47-35	Indiana	61-21	Minnesota	58-24	L.A. Lakers	56-26

Season	Champions	Atlantic	Central	Southeast	Southwest	Northwest	Pacific
04-05	San Antonio	Boston (45-37)	Detroit (54-28)	Miami (59-23)	San Antonio (59-23)	Seattle (52-30)	Phoenix (62-20)
05-06	Miami	New Jersey (49-33)	Detroit (64-18)	Miami (52-30)	San Antonio (63-19)	Denver (44-38)	Phoenix (54-28)
06-07	San Antonio	Toronto (47-35)	Detroit (53-29)	Miami (48-30)	Dallas (67-15)	Utah (51-31)	Phoenix (61-21)
07-08	Boston	Boston (66-16)	Detroit (59-23)	Orlando (52-30)	New Orleans (56-26)	Utah (54-28)	LA Lakers (67-25)
08-09	LA Lakers	Boston (62-20)	Cleveland (66-16)	Orlando (59-23)	San Antonio (54-28)	Denver (54-28)	LA Lakers (65-17)
09-10	LA Lakers	Boston (50-32)	Cleveland (61-21)	Orlando (59-23)	Dallas (55-27)	LA Lakers (57-25)	LA Lakers (67-25)
10-11	Dallas	Boston (56-26)	Chicago (62-20)	Miami (58-24)	San Antonio (61-21)	OKC (55-27)	LA Lakers (57-25)
11-12	Miami	Boston (39-27)	Chicago (50-16)	Miami (46-20)	San Antonio (50-16)	OKC (47-19)	LA Lakers (41-25)
12-13	Miami	New York (54-28)	Indiana (49-32)	Miami (65-16)	San Antonio (58-24)	OKC (60-22)	LAC (56-26)
13-14	San Antonio	Toronto (48-34)	Indiana (56-26)	Miami (54-28)	San Antonio (62-20)	OKC (59-23)	LAC (57-25)
14-15	Golden State	Toronto (49-33)	Cleveland (53-29)	Atlanta (60-22)	Houston (56-26)	Portland (61-31)	GSW (67-15)
15-16	Cleveland	Toronto (56-26)	Cleveland (57-25)	Miami (48-34)	San Antonio (67-15)	OKC (55-27)	GSW (73-9)
16-17	Golden State	Boston (53-29)	Cleveland (51-31)	Washington (49-33)	San Antonio (61-21)	Utah (51-31)	GSW (67-15)
17-18	Golden State	Toronto (59-23)	Cleveland (50-32)	Miami (44-38)	Houston (65-17)	Portland (49-33)	GSW (58-24)
18-19	Toronto	Toronto (58-24)	Orlando (60-22)	Orlando (42-40)	San Antonio (58-24)	Denver (54-28)	GSW (57-25)
19-20	LA Lakers	Toronto (53-19)	Milwaukee (56-17)	Miami (44-29)	Houston (44-28)	Denver (46-27)	LA Lakers (52-19)
20-21	Milwaukee	Philadelphia (49-23)	Milwaukee (46-26)	Atlanta (41-31)	Dallas (42-30)	Utah (52-20)	Phoenix (51-21)

PAST ABA CHAMPIONS



Season	Champions	Eastern	W-L	Western	W-L
67-68	Pittsburgh	Pittsburgh	54-24	New Orleans	48-30
68-69	Oakland	Indiana	44-34	Oakland	60-18
69-70	Indiana	Indiana	59-25	Denver	51-33
70-71	Utah	Virginia	55-29	Indiana	58-26
71-72	Indiana	Kentucky	68-16	Utah	60-24
72-73	Indiana	Carolina	57-27	Utah	55-29
73-74	N.Y. Nets	N.Y. Nets	55-29	Utah	51-33
74-75	Kentucky	Kentucky	58-26	Denver	65-19

Season	Champions
75-76	N.Y. Nets
Overall	W-L
Denver	60-24

ALL-TIME NBA AWARD WINNERS

ROOKIE OF THE YEAR

Season	Player	Team
1952-53	Don Meineke	Fort Wayne
1953-54	Ray Felix	Baltimore
1954-55	Bob Pettit	Milwaukee
1955-56	Maurice Stokes	Rochester
1956-57	Tom Heinsohn	Boston
1957-58	Woody Saunderson	Philadelphia
1958-59	Elgin Baylor	Minneapolis
1959-60	Wilt Chamberlain	Philadelphia
1960-61	Oscar Robertson	Cincinnati
1961-62	Walt Bellamy	Chicago
1962-63	Terry Dischinger	Chicago
1963-64	Jerry Lucas	Cincinnati
1964-65	Willis Reed	New York
1965-66	Rick Barry	San Francisco
1966-67	Dave Bing	Detroit
1967-68	Earl Monroe	Baltimore
1968-69	Wes Unseld	Baltimore
1969-70	Kareem Abdul-Jabbar	Milwaukee
1970-71	Geoff Petrie, Dave Cowens	Portland, Boston
1971-72	Sidney Wicks	Portland
1972-73	Bob McAdoo	Buffalo
1973-74	Rue D'Ercole	Buffalo
1974-75	Keith Wilkes	Golden State
1975-76	Alvan Adams	Phoenix
1976-77	Adrian Dantley	Buffalo
1977-78	Walter Davis	Phoenix
1978-79	Phil Ford	Kansas City
1979-80	Larry Bird	Boston
1980-81	Darrell Griffith	Utah
1981-82	Buck Williams	New Jersey
1982-83	Terry Cummings	San Diego
1983-84	Ralph Sampson	Houston
1984-85	Michael Jordan	Chicago
1985-86	Patrick Ewing	New York

MOST VALUABLE PLAYER

Season	Player	Team
1955-56	Bob Pettit	St. Louis
1956-57	Bob Cousy	Boston
1957-58	Bill Russell	Boston
1958-59	Bob Pettit	St. Louis
1959-60	Wilt Chamberlain	Philadelphia
1960-61	Bill Russell	Boston
1961-62	Bill Russell	Boston
1962-63	Bill Russell	Boston
1963-64	Oscar Robertson	Cincinnati
1964-65	Bill Russell	Boston
1965-66	Wilt Chamberlain	Philadelphia
1966-67	Wilt Chamberlain	Philadelphia
1967-68	Wilt Chamberlain	Philadelphia
1968-69	Wes Unseld	Baltimore
1969-70	Willis Reed	New York
1970-71	Kareem Abdul-Jabbar	Milwaukee
1971-72	Kareem Abdul-Jabbar	Milwaukee
1972-73	Dave Cowens	Boston
1973-74	Kareem Abdul-Jabbar	Milwaukee
1974-75	Bob McAdoo	Buffalo
1975-76	Kareem Abdul-Jabbar	L.A. Lakers
1976-77	Kareem Abdul-Jabbar	L.A. Lakers
1977-78	Bill Walton	Portland
1978-79	Moses Malone	Houston
1979-80	Kareem Abdul-Jabbar	L.A. Lakers
1980-81	Julius Erving	Philadelphia
1981-82	Moses Malone	Houston
1982-83	Moses Malone	Philadelphia
1983-84	Larry Bird	Boston
1984-85	Larry Bird	Boston
1985-86	Larry Bird	Boston
1986-87	Ervin Johnson	L.A. Lakers
1987-88	Michael Jordan	Chicago

COACH OF THE YEAR

Season	Player	Team
1962-63	Harry Gallatin	St. Louis
1963-64	Alex Hannum	San Francisco
1964-65	Red Auerbach	Boston
1965-66	Dolph Schayes	Philadelphia
1966-67	Johnny Kerr	Chicago
1967-68	Richie Guerin	St. Louis
1968-69	Gene Shue	Baltimore
1969-70	Red Holzman	New York
1970-71	Dick Motta	Chicago
1971-72	Bill Sharman	L.A. Lakers
1972-73	Tom Heinsohn	Boston
1973-74	Ray Scott	Detroit
1974-75	Phil Johnson	Kansas City
1975-76	Bill Fitch	Cleveland
1976-77	Tom Nissalke	Atlanta
1977-78	Hubie Brown	Houston
1978-79	Cotton Fitzsimmons	Kansas City
1979-80	Bill Fitch	Boston
1980-81	Jack McKinney	Indiana
1981-82	Gene Shue	Washington
1982-83	Don Nelson	Milwaukee
1983-84	Frank Layden	Utah
1984-85	Don Nelson	Milwaukee
1985-86	Mike Fratello	Atlanta
1986-87	Mike Schuler	Portland
1987-88	Doug Moe	Denver
1988-89	Cotton Fitzsimmons	Phoenix
1989-90	Pat Riley	L.A. Lakers
1990-91	Don Chaney	Houston

ALL-TIME NBA LEADERS

SCORING

Season	Player, Team	PPG	Season	Player, Team	PPG
1946-47	Joe Fulks, Philadelphia	23.2	1983-84	Adrian Dantley, Utah	30.6
1947-48	Max Zaslofsky, Chicago	21.0	1984-85	Bernard King, New York	32.9
1948-49	George Mikan, Minneapolis	28.3	1985-86	Dominique Wilkins, Atlanta	30.3
1949-50	George Mikan, Minneapolis	27.4	1986-87	Michael Jordan, Chicago	37.1
1950-51	George Mikan, Minneapolis	28.4	1987-88	Michael Jordan, Chicago	35.3
1951-52	Paul Arizin, Philadelphia	25.4	1988-89	Michael Jordan, Chicago	32.5
1952-53	Neil Johnston, Philadelphia	22.3	1989-90	Michael Jordan, Chicago	33.6
1953-54	Neil Johnston, Philadelphia	24.4	1990-91	Michael Jordan, Chicago	31.5
1954-55	Neil Johnston, Philadelphia	22.7	1991-92	Michael Jordan, Chicago	30.1
1955-56	Bob Pettit, St. Louis	25.7	1992-93	Michael Jordan, Chicago	32.6
1956-57	Paul Arizin, Philadelphia	25.6	1993-94	David Robinson, San Antonio	29.8
1957-58	George Yardley, Fort Wayne	27.8	1994-95	Shaquille O'Neal, Orlando	29.3
1958-59	Bob Pettit, St. Louis	29.2	1995-96	Michael Jordan, Chicago	30.4
1959-60	Wilt Chamberlain, Philadelphia	37.6	1996-97	Michael Jordan, Chicago	29.6
1960-61	Wilt Chamberlain, Philadelphia	36.4	1997-98	Michael Jordan, Chicago	28.7
1961-62	Wilt Chamberlain, Philadelphia	50.4	1998-99	Allen Iverson, Philadelphia	26.8
1962-63	Wilt Chamberlain, San Francisco	44.8	1999-00	Shaquille O'Neal, Los Angeles	29.7
1963-64	Wilt Chamberlain, San Francisco	36.9	2000-01	Allen Iverson, Philadelphia	31.1
1964-65	Wilt Chamberlain, San Fran. - Phil.	34.7	2001-02	Allen Iverson, Philadelphia	31.4
1965-66	Wilt Chamberlain, Philadelphia	33.5	2002-03	Tracy McGrady, Orlando	32.1
1966-67	Rick Barry, San Francisco	35.6	2003-04	Tracy McGrady, Orlando	28.0
1967-68	Dave Bing, Detroit	27.1	2004-05	Allen Iverson, Philadelphia	30.7
1968-69	Elvin Hayes, Sacramento	28.4	2005-06	Kobe Bryant, LA Lakers	35.4
1969-70	Jerry West, L.A. Lakers	31.2	2006-07	Kobe Bryant, LA Lakers	31.6
1970-71	K. Abdul-Jabbar, Milwaukee	31.7	2007-08	LeBron James, Cleveland	30.0
1971-72	K. Abdul-Jabbar, Milwaukee	34.8	2008-09	Dwyane Wade, Miami	30.2
1972-73	Nate Archibald, Kansas City - Omaha	34.0	2009-10	Kevin Durant, Oklahoma City	30.1
1973-74	Bob McAdoo, Buffalo	30.6	2010-11	Kevin Durant, Oklahoma City	27.7
1974-75	Bob McAdoo, Buffalo	34.5	2011-12	Kevin Durant, Oklahoma City	28.0
1975-76	Bob McAdoo, Buffalo	31.1	2012-13	Carmelo Anthony, New York	28.7
1976-77	Pete Maravich, New Orleans	31.1	2013-14	Kevin Durant, Oklahoma City	32.0
1977-78	George Gervin, San Antonio	27.9	2014-15	Russell Westbrook, Oklahoma City	31.6
1978-79	George Gervin, San Antonio	29.6	2015-16	Stephen Curry, Golden State	30.1
1979-80	George Gervin, San Antonio	33.1	2016-17	Russell Westbrook, Oklahoma City	31.6
1980-81	Adrian Dantley, Utah	30.7	2017-18	James Harden, Houston	30.4
1981-82	George Gervin, San Antonio	32.3	2018-19	James Harden, Houston	36.1
1982-83	Alex English, Denver	28.4	2019-20	James Harden, Houston	34.3
			2020-21	Stephen Curry, Golden State	32.0

REBOUNDING

Season	Player, Team	RPG	Season	Player, Team	RPG
1950-51	Dolph Schayes, Syracuse	16.4	1985-86	Bill Laimbeer, Detroit	13.1
1951-52	Larry Foust, Fort Wayne	13.3	1986-87	Charles Barkley, Philadelphia	14.6
	Mel Hutchins, Milwaukee	13.3	1987-88	Michael Cage, L.A. Clippers	13.0
1952-53	George Mikan, Minneapolis	14.4	1988-89	Akeem Olatujun, Houston	13.5
1953-54	Harry Gallatin, New York	15.3	1989-90	Akeem Olatujun, Houston	14.0
1954-55	Neil Johnston, Philadelphia	15.1	1990-91	David Robinson, San Antonio	13.0
1955-56	Bob Pettit, St. Louis	16.2	1991-92	Dennis Rodman, Detroit	18.3
1956-57	Maurice Stokes, Rochester	17.4	1992-93	Dennis Rodman, Detroit	16.7
1957-58	Bill Russell, Boston	22.7	1993-94	Dennis Rodman, San Antonio	17.3
1958-59	Bill Russell, Boston	23.0	1994-95	Dennis Rodman, San Antonio	16.8
1959-60	Wilt Chamberlain, Philadelphia	27.0	1995-96	Dennis Rodman, Chicago	14.9
1960-61	Wilt Chamberlain, Philadelphia	27.2	1996-97	Dennis Rodman, Chicago	16.1
1961-62	Wilt Chamberlain, Philadelphia	25.7	1997-98	Dennis Rodman, Chicago	15.0
1962-63	Wilt Chamberlain, San Francisco	24.3	1998-99	Chris Webber, Sacramento	13.2
1963-64	Bill Russell, Boston	24.7	1999-00	Dikembe Mutombo, Atlanta	14.1
1964-65	Bill Russell, Boston	24.1	2000-01	Dikembe Mutombo, Philadelphia	13.5
1965-66	Wilt Chamberlain, Philadelphia	24.6	2001-02	Ben Wallace, Detroit	13.0
1966-67	Wilt Chamberlain, Philadelphia	24.2	2002-03	Ben Wallace, Detroit	15.4
1967-68	Wilt Chamberlain, Philadelphia	23.8	2003-04	Kevin Garnett, Minnesota	13.9
1968-69	Wilt Chamberlain, L.A. Lakers	21.1	2004-05	Kevin Garnett, Minnesota	13.5
1969-70	Elvin Hayes, San Diego	16.9	2005-06	Kevin Garnett, Minnesota	12.7
1970-71	Wilt Chamberlain, L.A. Lakers	18.2	2006-07	Kevin Garnett, Minnesota	12.8
1971-72	Wilt Chamberlain, L.A. Lakers	19.2	2007-08	Dwight Howard, Orlando	14.2
1972-73	Wilt Chamberlain, L.A. Lakers	18.6	2008-09	Dwight Howard, Orlando	13.8
1973-74	Elvin Hayes, Capital	18.1	2009-10	Dwight Howard, Orlando	14.2
1974-75	Wes Unseld, Washington	14.8	2010-11	Kevin Love, Minnesota	15.2
1975-76	K. Abdul-Jabbar, L.A. Lakers	16.9	2011-12	Dwight Howard, Orlando	14.5
1976-77	Bill Walton, Portland	14.4	2012-13	Dwight Howard, L.A. Lakers	12.4
1977-78	Leonard Robinson, New Orleans	15.7	2013-14	DeAndre Jordan, L.A. Clippers	13.6
1978-79	Moses Malone, Houston	17.6	2014-15	DeAndre Jordan, L.A. Clippers	15.0
1979-80	Swen Nater, San Diego	15.0	2015-16	Andre Drummond, Detroit	14.8
1980-81	Moses Malone, Houston	14.8	2016-17	Hassan Whiteside, Miami	14.1
1981-82	Moses Malone, Houston	14.7	2017-18	Andre Drummond, Detroit	16.0
1982-83	Moses Malone, Philadelphia	15.3	2018-19	Andre Drummond, Detroit	15.6
1983-84	Moses Malone, Philadelphia	13.4	2019-20	Andre Drummond, Detroit-Cleveland	15.2
1984-85	Moses Malone, Philadelphia	13.1	2020-21	Clint Capela, Atlanta	14.3

ASSISTS

Season	Player, Team	APG	Season	Player, Team	APG
1946-47	Ernie Calverly, Providence	3.4	1959-60	Bob Cousy, Boston	9.5
1947-48	Howie Dallmar, Philadelphia	2.5	1960-61	Oscar Robertson, Cincinnati	9.7
1948-49	Bob Davies, Rochester	5.4	1961-62	Oscar Robertson, Cincinnati	11.4
1949-50	Dick McGuire, New York	5.7	1962-63	Guy Rodgers, San Francisco	10.4
1950-51	Andy Phillip, Philadelphia	6.3	1963-64	Oscar Robertson, Cincinnati	11.0
1951-52	Sam Mitchell, Philadelphia	8.2	1964-65	Oscar Robertson, Cincinnati	11.5
1952-53	Bob Cousy, Boston	7.7	1965-66	Oscar Robertson, Cincinnati	11.1
1953-54	Bob Cousy, Boston	8.2	1966-67	Guy Rodgers, Chicago	11.2
1954-55	Bob Cousy, Boston	7.9	1967-68	Wilt Chamberlain, Philadelphia	8.6
1955-56	Bob Cousy, Boston	8.9	1968-69	Oscar Robertson, Cincinnati	9.8
1956-57	Gregg Popovich, San Antonio	7.4	1969-70	Lenny Wilkens, Seattle	9.2
1957-58	Bob Cousy, Boston	7.1	1970-71	Norm Van Lier, Cincinnati	10.2
1958-59	Bob Cousy, Boston	8.6	1971-72	Jerry West, L.A. Lakers	9.7

ALL-TIME NBA LEADERS, CONTINUED

ASSISTS, CONT.

Season	Player	Team	APG	Season	Player	Team	APG																																																																																								
1972-73	Nate Archibald,	Kansas City - Omaha	11.4	1973-74	Ernie DiGregorio,	Buffalo	11.2	1974-75	Kevin Porter,	Washington	10.9	1975-76	Donald Watts,	Seattle	8.1	1976-77	Don Buse,	Indiana	8.5	1977-78	Kevin Porter,	New Jersey	10.2	1978-79	Kevin Porter,	Detroit	13.4	1979-80	Mike Richardson,	New York	10.2	1980-81	Kevin Porter,	Washington	9.1	1981-82	Johnny Moore,	San Antonio	9.7	1982-83	Erwin Johnson,	L.A. Lakers	10.5	1983-84	Erwin Johnson,	L.A. Lakers	13.1	1984-85	Isiah Thomas,	Detroit	13.9	1985-86	Erwin Johnson,	L.A. Lakers	12.6	1986-87	Erwin Johnson,	L.A. Lakers	12.2	1987-88	John Stockton,	Utah	13.8	1988-89	John Stockton,	Utah	13.6	1989-90	John Stockton,	Utah	14.5	1990-91	John Stockton,	Utah	14.2	1991-92	John Stockton,	Utah	13.7	1992-93	John Stockton,	Utah	12.0	1993-94	John Stockton,	Utah	12.6	1994-95	John Stockton,	Utah	12.3	1995-96	John Stockton,	Utah	11.2
1973-74	Ernie DiGregorio,	Buffalo	11.2	1974-75	Kevin Porter,	Washington	10.9	1975-76	Donald Watts,	Seattle	8.1	1976-77	Don Buse,	Indiana	8.5	1977-78	Kevin Porter,	New Jersey	10.2	1978-79	Kevin Porter,	Detroit	13.4	1979-80	Mike Richardson,	New York	10.2	1980-81	Kevin Porter,	Washington	9.1	1981-82	Johnny Moore,	San Antonio	9.7	1982-83	Erwin Johnson,	L.A. Lakers	10.5	1983-84	Erwin Johnson,	L.A. Lakers	13.1	1984-85	Isiah Thomas,	Detroit	13.9	1985-86	Erwin Johnson,	L.A. Lakers	12.6	1986-87	Erwin Johnson,	L.A. Lakers	12.2	1987-88	John Stockton,	Utah	13.8	1988-89	John Stockton,	Utah	13.6	1989-90	John Stockton,	Utah	14.5	1990-91	John Stockton,	Utah	14.2	1991-92	John Stockton,	Utah	13.7	1992-93	John Stockton,	Utah	12.0	1993-94	John Stockton,	Utah	12.6	1994-95	John Stockton,	Utah	12.3	1995-96	John Stockton,	Utah	11.2				
1974-75	Kevin Porter,	Washington	10.9	1975-76	Donald Watts,	Seattle	8.1	1976-77	Don Buse,	Indiana	8.5	1977-78	Kevin Porter,	New Jersey	10.2	1978-79	Kevin Porter,	Detroit	13.4	1979-80	Mike Richardson,	New York	10.2	1980-81	Kevin Porter,	Washington	9.1	1981-82	Johnny Moore,	San Antonio	9.7	1982-83	Erwin Johnson,	L.A. Lakers	10.5	1983-84	Erwin Johnson,	L.A. Lakers	13.1	1984-85	Isiah Thomas,	Detroit	13.9	1985-86	Erwin Johnson,	L.A. Lakers	12.6	1986-87	Erwin Johnson,	L.A. Lakers	12.2	1987-88	John Stockton,	Utah	13.8	1988-89	John Stockton,	Utah	13.6	1989-90	John Stockton,	Utah	14.5	1990-91	John Stockton,	Utah	14.2	1991-92	John Stockton,	Utah	13.7	1992-93	John Stockton,	Utah	12.0	1993-94	John Stockton,	Utah	12.6	1994-95	John Stockton,	Utah	12.3	1995-96	John Stockton,	Utah	11.2								
1975-76	Donald Watts,	Seattle	8.1	1976-77	Don Buse,	Indiana	8.5	1977-78	Kevin Porter,	New Jersey	10.2	1978-79	Kevin Porter,	Detroit	13.4	1979-80	Mike Richardson,	New York	10.2	1980-81	Kevin Porter,	Washington	9.1	1981-82	Johnny Moore,	San Antonio	9.7	1982-83	Erwin Johnson,	L.A. Lakers	10.5	1983-84	Erwin Johnson,	L.A. Lakers	13.1	1984-85	Isiah Thomas,	Detroit	13.9	1985-86	Erwin Johnson,	L.A. Lakers	12.6	1986-87	Erwin Johnson,	L.A. Lakers	12.2	1987-88	John Stockton,	Utah	13.8	1988-89	John Stockton,	Utah	13.6	1989-90	John Stockton,	Utah	14.5	1990-91	John Stockton,	Utah	14.2	1991-92	John Stockton,	Utah	13.7	1992-93	John Stockton,	Utah	12.0	1993-94	John Stockton,	Utah	12.6	1994-95	John Stockton,	Utah	12.3	1995-96	John Stockton,	Utah	11.2												
1976-77	Don Buse,	Indiana	8.5	1977-78	Kevin Porter,	New Jersey	10.2	1978-79	Kevin Porter,	Detroit	13.4	1979-80	Mike Richardson,	New York	10.2	1980-81	Kevin Porter,	Washington	9.1	1981-82	Johnny Moore,	San Antonio	9.7	1982-83	Erwin Johnson,	L.A. Lakers	10.5	1983-84	Erwin Johnson,	L.A. Lakers	13.1	1984-85	Isiah Thomas,	Detroit	13.9	1985-86	Erwin Johnson,	L.A. Lakers	12.6	1986-87	Erwin Johnson,	L.A. Lakers	12.2	1987-88	John Stockton,	Utah	13.8	1988-89	John Stockton,	Utah	13.6	1989-90	John Stockton,	Utah	14.5	1990-91	John Stockton,	Utah	14.2	1991-92	John Stockton,	Utah	13.7	1992-93	John Stockton,	Utah	12.0	1993-94	John Stockton,	Utah	12.6	1994-95	John Stockton,	Utah	12.3	1995-96	John Stockton,	Utah	11.2																
1977-78	Kevin Porter,	New Jersey	10.2	1978-79	Kevin Porter,	Detroit	13.4	1979-80	Mike Richardson,	New York	10.2	1980-81	Kevin Porter,	Washington	9.1	1981-82	Johnny Moore,	San Antonio	9.7	1982-83	Erwin Johnson,	L.A. Lakers	10.5	1983-84	Erwin Johnson,	L.A. Lakers	13.1	1984-85	Isiah Thomas,	Detroit	13.9	1985-86	Erwin Johnson,	L.A. Lakers	12.6	1986-87	Erwin Johnson,	L.A. Lakers	12.2	1987-88	John Stockton,	Utah	13.8	1988-89	John Stockton,	Utah	13.6	1989-90	John Stockton,	Utah	14.5	1990-91	John Stockton,	Utah	14.2	1991-92	John Stockton,	Utah	13.7	1992-93	John Stockton,	Utah	12.0	1993-94	John Stockton,	Utah	12.6	1994-95	John Stockton,	Utah	12.3	1995-96	John Stockton,	Utah	11.2																				
1978-79	Kevin Porter,	Detroit	13.4	1979-80	Mike Richardson,	New York	10.2	1980-81	Kevin Porter,	Washington	9.1	1981-82	Johnny Moore,	San Antonio	9.7	1982-83	Erwin Johnson,	L.A. Lakers	10.5	1983-84	Erwin Johnson,	L.A. Lakers	13.1	1984-85	Isiah Thomas,	Detroit	13.9	1985-86	Erwin Johnson,	L.A. Lakers	12.6	1986-87	Erwin Johnson,	L.A. Lakers	12.2	1987-88	John Stockton,	Utah	13.8	1988-89	John Stockton,	Utah	13.6	1989-90	John Stockton,	Utah	14.5	1990-91	John Stockton,	Utah	14.2	1991-92	John Stockton,	Utah	13.7	1992-93	John Stockton,	Utah	12.0	1993-94	John Stockton,	Utah	12.6	1994-95	John Stockton,	Utah	12.3	1995-96	John Stockton,	Utah	11.2																								
1979-80	Mike Richardson,	New York	10.2	1980-81	Kevin Porter,	Washington	9.1	1981-82	Johnny Moore,	San Antonio	9.7	1982-83	Erwin Johnson,	L.A. Lakers	10.5	1983-84	Erwin Johnson,	L.A. Lakers	13.1	1984-85	Isiah Thomas,	Detroit	13.9	1985-86	Erwin Johnson,	L.A. Lakers	12.6	1986-87	Erwin Johnson,	L.A. Lakers	12.2	1987-88	John Stockton,	Utah	13.8	1988-89	John Stockton,	Utah	13.6	1989-90	John Stockton,	Utah	14.5	1990-91	John Stockton,	Utah	14.2	1991-92	John Stockton,	Utah	13.7	1992-93	John Stockton,	Utah	12.0	1993-94	John Stockton,	Utah	12.6	1994-95	John Stockton,	Utah	12.3	1995-96	John Stockton,	Utah	11.2																												
1980-81	Kevin Porter,	Washington	9.1	1981-82	Johnny Moore,	San Antonio	9.7	1982-83	Erwin Johnson,	L.A. Lakers	10.5	1983-84	Erwin Johnson,	L.A. Lakers	13.1	1984-85	Isiah Thomas,	Detroit	13.9	1985-86	Erwin Johnson,	L.A. Lakers	12.6	1986-87	Erwin Johnson,	L.A. Lakers	12.2	1987-88	John Stockton,	Utah	13.8	1988-89	John Stockton,	Utah	13.6	1989-90	John Stockton,	Utah	14.5	1990-91	John Stockton,	Utah	14.2	1991-92	John Stockton,	Utah	13.7	1992-93	John Stockton,	Utah	12.0	1993-94	John Stockton,	Utah	12.6	1994-95	John Stockton,	Utah	12.3	1995-96	John Stockton,	Utah	11.2																																
1981-82	Johnny Moore,	San Antonio	9.7	1982-83	Erwin Johnson,	L.A. Lakers	10.5	1983-84	Erwin Johnson,	L.A. Lakers	13.1	1984-85	Isiah Thomas,	Detroit	13.9	1985-86	Erwin Johnson,	L.A. Lakers	12.6	1986-87	Erwin Johnson,	L.A. Lakers	12.2	1987-88	John Stockton,	Utah	13.8	1988-89	John Stockton,	Utah	13.6	1989-90	John Stockton,	Utah	14.5	1990-91	John Stockton,	Utah	14.2	1991-92	John Stockton,	Utah	13.7	1992-93	John Stockton,	Utah	12.0	1993-94	John Stockton,	Utah	12.6	1994-95	John Stockton,	Utah	12.3	1995-96	John Stockton,	Utah	11.2																																				
1982-83	Erwin Johnson,	L.A. Lakers	10.5	1983-84	Erwin Johnson,	L.A. Lakers	13.1	1984-85	Isiah Thomas,	Detroit	13.9	1985-86	Erwin Johnson,	L.A. Lakers	12.6	1986-87	Erwin Johnson,	L.A. Lakers	12.2	1987-88	John Stockton,	Utah	13.8	1988-89	John Stockton,	Utah	13.6	1989-90	John Stockton,	Utah	14.5	1990-91	John Stockton,	Utah	14.2	1991-92	John Stockton,	Utah	13.7	1992-93	John Stockton,	Utah	12.0	1993-94	John Stockton,	Utah	12.6	1994-95	John Stockton,	Utah	12.3	1995-96	John Stockton,	Utah	11.2																																								
1983-84	Erwin Johnson,	L.A. Lakers	13.1	1984-85	Isiah Thomas,	Detroit	13.9	1985-86	Erwin Johnson,	L.A. Lakers	12.6	1986-87	Erwin Johnson,	L.A. Lakers	12.2	1987-88	John Stockton,	Utah	13.8	1988-89	John Stockton,	Utah	13.6	1989-90	John Stockton,	Utah	14.5	1990-91	John Stockton,	Utah	14.2	1991-92	John Stockton,	Utah	13.7	1992-93	John Stockton,	Utah	12.0	1993-94	John Stockton,	Utah	12.6	1994-95	John Stockton,	Utah	12.3	1995-96	John Stockton,	Utah	11.2																																												
1984-85	Isiah Thomas,	Detroit	13.9	1985-86	Erwin Johnson,	L.A. Lakers	12.6	1986-87	Erwin Johnson,	L.A. Lakers	12.2	1987-88	John Stockton,	Utah	13.8	1988-89	John Stockton,	Utah	13.6	1989-90	John Stockton,	Utah	14.5	1990-91	John Stockton,	Utah	14.2	1991-92	John Stockton,	Utah	13.7	1992-93	John Stockton,	Utah	12.0	1993-94	John Stockton,	Utah	12.6	1994-95	John Stockton,	Utah	12.3	1995-96	John Stockton,	Utah	11.2																																																
1985-86	Erwin Johnson,	L.A. Lakers	12.6	1986-87	Erwin Johnson,	L.A. Lakers	12.2	1987-88	John Stockton,	Utah	13.8	1988-89	John Stockton,	Utah	13.6	1989-90	John Stockton,	Utah	14.5	1990-91	John Stockton,	Utah	14.2	1991-92	John Stockton,	Utah	13.7	1992-93	John Stockton,	Utah	12.0	1993-94	John Stockton,	Utah	12.6	1994-95	John Stockton,	Utah	12.3	1995-96	John Stockton,	Utah	11.2																																																				
1986-87	Erwin Johnson,	L.A. Lakers	12.2	1987-88	John Stockton,	Utah	13.8	1988-89	John Stockton,	Utah	13.6	1989-90	John Stockton,	Utah	14.5	1990-91	John Stockton,	Utah	14.2	1991-92	John Stockton,	Utah	13.7	1992-93	John Stockton,	Utah	12.0	1993-94	John Stockton,	Utah	12.6	1994-95	John Stockton,	Utah	12.3	1995-96	John Stockton,	Utah	11.2																																																								
1987-88	John Stockton,	Utah	13.8	1988-89	John Stockton,	Utah	13.6	1989-90	John Stockton,	Utah	14.5	1990-91	John Stockton,	Utah	14.2	1991-92	John Stockton,	Utah	13.7	1992-93	John Stockton,	Utah	12.0	1993-94	John Stockton,	Utah	12.6	1994-95	John Stockton,	Utah	12.3	1995-96	John Stockton,	Utah	11.2																																																												
1988-89	John Stockton,	Utah	13.6	1989-90	John Stockton,	Utah	14.5	1990-91	John Stockton,	Utah	14.2	1991-92	John Stockton,	Utah	13.7	1992-93	John Stockton,	Utah	12.0	1993-94	John Stockton,	Utah	12.6	1994-95	John Stockton,	Utah	12.3	1995-96	John Stockton,	Utah	11.2																																																																
1989-90	John Stockton,	Utah	14.5	1990-91	John Stockton,	Utah	14.2	1991-92	John Stockton,	Utah	13.7	1992-93	John Stockton,	Utah	12.0	1993-94	John Stockton,	Utah	12.6	1994-95	John Stockton,	Utah	12.3	1995-96	John Stockton,	Utah	11.2																																																																				
1990-91	John Stockton,	Utah	14.2	1991-92	John Stockton,	Utah	13.7	1992-93	John Stockton,	Utah	12.0	1993-94	John Stockton,	Utah	12.6	1994-95	John Stockton,	Utah	12.3	1995-96	John Stockton,	Utah	11.2																																																																								
1991-92	John Stockton,	Utah	13.7	1992-93	John Stockton,	Utah	12.0	1993-94	John Stockton,	Utah	12.6	1994-95	John Stockton,	Utah	12.3	1995-96	John Stockton,	Utah	11.2																																																																												
1992-93	John Stockton,	Utah	12.0	1993-94	John Stockton,	Utah	12.6	1994-95	John Stockton,	Utah	12.3	1995-96	John Stockton,	Utah	11.2																																																																																
1993-94	John Stockton,	Utah	12.6	1994-95	John Stockton,	Utah	12.3	1995-96	John Stockton,	Utah	11.2																																																																																				
1994-95	John Stockton,	Utah	12.3	1995-96	John Stockton,	Utah	11.2																																																																																								
1995-96	John Stockton,	Utah	11.2																																																																																												

FIELD GOAL PERCENTAGE

Season	Player	Team	Pct	Season	Player	Team	Pct																																																																																																																																												
1946-47	Bob Feernick,	Washington	.401	1947-48	Bob Feernick,	Washington	.340	1948-49	Harry Lucas,	Cincinnati	.423	1949-50	Alex Groza,	Indiana	.478	1950-51	Alex Groza,	Indiana	.470	1951-52	Paul Arizin,	Philadelphia	.448	1952-53	Neil Johnston,	Philadelphia	.452	1953-54	Ed McCauley,	Boston	.487	1954-55	Larry Faust,	Fort Wayne	.486	1955-56	Neil Johnston,	Philadelphia	.457	1956-57	Neil Johnston,	Philadelphia	.447	1957-58	Jack Twyman,	Cincinnati	.452	1958-59	Ken Sears,	New York	.490	1959-60	Ken Sears,	New York	.477	1960-61	Wilt Chamberlain,	Philadelphia	.505	1961-62	Wait Bellamy,	Chicago	.513	1962-63	Wilt Chamberlain,	San Francisco	.528	1963-64	Wilt Chamberlain,	Philadelphia	.527	1964-65	Wilt Chamberlain,	San Fran - Phil	.510	1965-66	Wilt Chamberlain,	Philadelphia	.540	1966-67	Wilt Chamberlain,	Philadelphia	.683	1967-68	Wilt Chamberlain,	Philadelphia	.595	1968-69	Wilt Chamberlain,	L.A. Lakers	.583	1969-70	John Green,	Cincinnati	.559	1970-71	John Green,	Cincinnati	.587	1971-72	Wilt Chamberlain,	L.A. Lakers	.649	1972-73	Wilt Chamberlain,	L.A. Lakers	.727	1973-74	Bob McAdoo,	Buffalo	.547	1974-75	Don Nelson,	Boston	.539	1975-76	Wes Unseld,	Washington	.560	1976-77	K. Abdul-Jabbar,	L.A. Lakers	.579	1977-78	Bobby Jones,	Denver	.578	1978-79	Cedric Maxwell,	Boston	.584	1979-80	Cedric Maxwell,	Boston	.609	1980-81	Artis Gilmore,	Chicago	.670	1981-82	Artis Gilmore,	Chicago	.652	1982-83	Artis Gilmore,	San Antonio	.626
1947-48	Bob Feernick,	Washington	.340	1948-49	Harry Lucas,	Cincinnati	.423	1949-50	Alex Groza,	Indiana	.478	1950-51	Alex Groza,	Indiana	.470	1951-52	Paul Arizin,	Philadelphia	.448	1952-53	Neil Johnston,	Philadelphia	.452	1953-54	Ed McCauley,	Boston	.487	1954-55	Larry Faust,	Fort Wayne	.486	1955-56	Neil Johnston,	Philadelphia	.457	1956-57	Neil Johnston,	Philadelphia	.447	1957-58	Jack Twyman,	Cincinnati	.452	1958-59	Ken Sears,	New York	.490	1959-60	Ken Sears,	New York	.477	1960-61	Wilt Chamberlain,	Philadelphia	.505	1961-62	Wait Bellamy,	Chicago	.513	1962-63	Wilt Chamberlain,	San Francisco	.528	1963-64	Wilt Chamberlain,	Philadelphia	.527	1964-65	Wilt Chamberlain,	San Fran - Phil	.510	1965-66	Wilt Chamberlain,	Philadelphia	.540	1966-67	Wilt Chamberlain,	Philadelphia	.683	1967-68	Wilt Chamberlain,	Philadelphia	.595	1968-69	Wilt Chamberlain,	L.A. Lakers	.583	1969-70	John Green,	Cincinnati	.559	1970-71	John Green,	Cincinnati	.587	1971-72	Wilt Chamberlain,	L.A. Lakers	.649	1972-73	Wilt Chamberlain,	L.A. Lakers	.727	1973-74	Bob McAdoo,	Buffalo	.547	1974-75	Don Nelson,	Boston	.539	1975-76	Wes Unseld,	Washington	.560	1976-77	K. Abdul-Jabbar,	L.A. Lakers	.579	1977-78	Bobby Jones,	Denver	.578	1978-79	Cedric Maxwell,	Boston	.584	1979-80	Cedric Maxwell,	Boston	.609	1980-81	Artis Gilmore,	Chicago	.670	1981-82	Artis Gilmore,	Chicago	.652	1982-83	Artis Gilmore,	San Antonio	.626				
1948-49	Harry Lucas,	Cincinnati	.423	1949-50	Alex Groza,	Indiana	.478	1950-51	Alex Groza,	Indiana	.470	1951-52	Paul Arizin,	Philadelphia	.448	1952-53	Neil Johnston,	Philadelphia	.452	1953-54	Ed McCauley,	Boston	.487	1954-55	Larry Faust,	Fort Wayne	.486	1955-56	Neil Johnston,	Philadelphia	.457	1956-57	Neil Johnston,	Philadelphia	.447	1957-58	Jack Twyman,	Cincinnati	.452	1958-59	Ken Sears,	New York	.490	1959-60	Ken Sears,	New York	.477	1960-61	Wilt Chamberlain,	Philadelphia	.505	1961-62	Wait Bellamy,	Chicago	.513	1962-63	Wilt Chamberlain,	San Francisco	.528	1963-64	Wilt Chamberlain,	Philadelphia	.527	1964-65	Wilt Chamberlain,	San Fran - Phil	.510	1965-66	Wilt Chamberlain,	Philadelphia	.540	1966-67	Wilt Chamberlain,	Philadelphia	.683	1967-68	Wilt Chamberlain,	Philadelphia	.595	1968-69	Wilt Chamberlain,	L.A. Lakers	.583	1969-70	John Green,	Cincinnati	.559	1970-71	John Green,	Cincinnati	.587	1971-72	Wilt Chamberlain,	L.A. Lakers	.649	1972-73	Wilt Chamberlain,	L.A. Lakers	.727	1973-74	Bob McAdoo,	Buffalo	.547	1974-75	Don Nelson,	Boston	.539	1975-76	Wes Unseld,	Washington	.560	1976-77	K. Abdul-Jabbar,	L.A. Lakers	.579	1977-78	Bobby Jones,	Denver	.578	1978-79	Cedric Maxwell,	Boston	.584	1979-80	Cedric Maxwell,	Boston	.609	1980-81	Artis Gilmore,	Chicago	.670	1981-82	Artis Gilmore,	Chicago	.652	1982-83	Artis Gilmore,	San Antonio	.626								
1949-50	Alex Groza,	Indiana	.478	1950-51	Alex Groza,	Indiana	.470	1951-52	Paul Arizin,	Philadelphia	.448	1952-53	Neil Johnston,	Philadelphia	.452	1953-54	Ed McCauley,	Boston	.487	1954-55	Larry Faust,	Fort Wayne	.486	1955-56	Neil Johnston,	Philadelphia	.457	1956-57	Neil Johnston,	Philadelphia	.447	1957-58	Jack Twyman,	Cincinnati	.452	1958-59	Ken Sears,	New York	.490	1959-60	Ken Sears,	New York	.477	1960-61	Wilt Chamberlain,	Philadelphia	.505	1961-62	Wait Bellamy,	Chicago	.513	1962-63	Wilt Chamberlain,	San Francisco	.528	1963-64	Wilt Chamberlain,	Philadelphia	.527	1964-65	Wilt Chamberlain,	San Fran - Phil	.510	1965-66	Wilt Chamberlain,	Philadelphia	.540	1966-67	Wilt Chamberlain,	Philadelphia	.683	1967-68	Wilt Chamberlain,	Philadelphia	.595	1968-69	Wilt Chamberlain,	L.A. Lakers	.583	1969-70	John Green,	Cincinnati	.559	1970-71	John Green,	Cincinnati	.587	1971-72	Wilt Chamberlain,	L.A. Lakers	.649	1972-73	Wilt Chamberlain,	L.A. Lakers	.727	1973-74	Bob McAdoo,	Buffalo	.547	1974-75	Don Nelson,	Boston	.539	1975-76	Wes Unseld,	Washington	.560	1976-77	K. Abdul-Jabbar,	L.A. Lakers	.579	1977-78	Bobby Jones,	Denver	.578	1978-79	Cedric Maxwell,	Boston	.584	1979-80	Cedric Maxwell,	Boston	.609	1980-81	Artis Gilmore,	Chicago	.670	1981-82	Artis Gilmore,	Chicago	.652	1982-83	Artis Gilmore,	San Antonio	.626												
1950-51	Alex Groza,	Indiana	.470	1951-52	Paul Arizin,	Philadelphia	.448	1952-53	Neil Johnston,	Philadelphia	.452	1953-54	Ed McCauley,	Boston	.487	1954-55	Larry Faust,	Fort Wayne	.486	1955-56	Neil Johnston,	Philadelphia	.457	1956-57	Neil Johnston,	Philadelphia	.447	1957-58	Jack Twyman,	Cincinnati	.452	1958-59	Ken Sears,	New York	.490	1959-60	Ken Sears,	New York	.477	1960-61	Wilt Chamberlain,	Philadelphia	.505	1961-62	Wait Bellamy,	Chicago	.513	1962-63	Wilt Chamberlain,	San Francisco	.528	1963-64	Wilt Chamberlain,	Philadelphia	.527	1964-65	Wilt Chamberlain,	San Fran - Phil	.510	1965-66	Wilt Chamberlain,	Philadelphia	.540	1966-67	Wilt Chamberlain,	Philadelphia	.683	1967-68	Wilt Chamberlain,	Philadelphia	.595	1968-69	Wilt Chamberlain,	L.A. Lakers	.583	1969-70	John Green,	Cincinnati	.559	1970-71	John Green,	Cincinnati	.587	1971-72	Wilt Chamberlain,	L.A. Lakers	.649	1972-73	Wilt Chamberlain,	L.A. Lakers	.727	1973-74	Bob McAdoo,	Buffalo	.547	1974-75	Don Nelson,	Boston	.539	1975-76	Wes Unseld,	Washington	.560	1976-77	K. Abdul-Jabbar,	L.A. Lakers	.579	1977-78	Bobby Jones,	Denver	.578	1978-79	Cedric Maxwell,	Boston	.584	1979-80	Cedric Maxwell,	Boston	.609	1980-81	Artis Gilmore,	Chicago	.670	1981-82	Artis Gilmore,	Chicago	.652	1982-83	Artis Gilmore,	San Antonio	.626																
1951-52	Paul Arizin,	Philadelphia	.448	1952-53	Neil Johnston,	Philadelphia	.452	1953-54	Ed McCauley,	Boston	.487	1954-55	Larry Faust,	Fort Wayne	.486	1955-56	Neil Johnston,	Philadelphia	.457	1956-57	Neil Johnston,	Philadelphia	.447	1957-58	Jack Twyman,	Cincinnati	.452	1958-59	Ken Sears,	New York	.490	1959-60	Ken Sears,	New York	.477	1960-61	Wilt Chamberlain,	Philadelphia	.505	1961-62	Wait Bellamy,	Chicago	.513	1962-63	Wilt Chamberlain,	San Francisco	.528	1963-64	Wilt Chamberlain,	Philadelphia	.527	1964-65	Wilt Chamberlain,	San Fran - Phil	.510	1965-66	Wilt Chamberlain,	Philadelphia	.540	1966-67	Wilt Chamberlain,	Philadelphia	.683	1967-68	Wilt Chamberlain,	Philadelphia	.595	1968-69	Wilt Chamberlain,	L.A. Lakers	.583	1969-70	John Green,	Cincinnati	.559	1970-71	John Green,	Cincinnati	.587	1971-72	Wilt Chamberlain,	L.A. Lakers	.649	1972-73	Wilt Chamberlain,	L.A. Lakers	.727	1973-74	Bob McAdoo,	Buffalo	.547	1974-75	Don Nelson,	Boston	.539	1975-76	Wes Unseld,	Washington	.560	1976-77	K. Abdul-Jabbar,	L.A. Lakers	.579	1977-78	Bobby Jones,	Denver	.578	1978-79	Cedric Maxwell,	Boston	.584	1979-80	Cedric Maxwell,	Boston	.609	1980-81	Artis Gilmore,	Chicago	.670	1981-82	Artis Gilmore,	Chicago	.652	1982-83	Artis Gilmore,	San Antonio	.626																				
1952-53	Neil Johnston,	Philadelphia	.452	1953-54	Ed McCauley,	Boston	.487	1954-55	Larry Faust,	Fort Wayne	.486	1955-56	Neil Johnston,	Philadelphia	.457	1956-57	Neil Johnston,	Philadelphia	.447	1957-58	Jack Twyman,	Cincinnati	.452	1958-59	Ken Sears,	New York	.490	1959-60	Ken Sears,	New York	.477	1960-61	Wilt Chamberlain,	Philadelphia	.505	1961-62	Wait Bellamy,	Chicago	.513	1962-63	Wilt Chamberlain,	San Francisco	.528	1963-64	Wilt Chamberlain,	Philadelphia	.527	1964-65	Wilt Chamberlain,	San Fran - Phil	.510	1965-66	Wilt Chamberlain,	Philadelphia	.540	1966-67	Wilt Chamberlain,	Philadelphia	.683	1967-68	Wilt Chamberlain,	Philadelphia	.595	1968-69	Wilt Chamberlain,	L.A. Lakers	.583	1969-70	John Green,	Cincinnati	.559	1970-71	John Green,	Cincinnati	.587	1971-72	Wilt Chamberlain,	L.A. Lakers	.649	1972-73	Wilt Chamberlain,	L.A. Lakers	.727	1973-74	Bob McAdoo,	Buffalo	.547	1974-75	Don Nelson,	Boston	.539	1975-76	Wes Unseld,	Washington	.560	1976-77	K. Abdul-Jabbar,	L.A. Lakers	.579	1977-78	Bobby Jones,	Denver	.578	1978-79	Cedric Maxwell,	Boston	.584	1979-80	Cedric Maxwell,	Boston	.609	1980-81	Artis Gilmore,	Chicago	.670	1981-82	Artis Gilmore,	Chicago	.652	1982-83	Artis Gilmore,	San Antonio	.626																								
1953-54	Ed McCauley,	Boston	.487	1954-55	Larry Faust,	Fort Wayne	.486	1955-56	Neil Johnston,	Philadelphia	.457	1956-57	Neil Johnston,	Philadelphia	.447	1957-58	Jack Twyman,	Cincinnati	.452	1958-59	Ken Sears,	New York	.490	1959-60	Ken Sears,	New York	.477	1960-61	Wilt Chamberlain,	Philadelphia	.505	1961-62	Wait Bellamy,	Chicago	.513	1962-63	Wilt Chamberlain,	San Francisco	.528	1963-64	Wilt Chamberlain,	Philadelphia	.527	1964-65	Wilt Chamberlain,	San Fran - Phil	.510	1965-66	Wilt Chamberlain,	Philadelphia	.540	1966-67	Wilt Chamberlain,	Philadelphia	.683	1967-68	Wilt Chamberlain,	Philadelphia	.595	1968-69	Wilt Chamberlain,	L.A. Lakers	.583	1969-70	John Green,	Cincinnati	.559	1970-71	John Green,	Cincinnati	.587	1971-72	Wilt Chamberlain,	L.A. Lakers	.649	1972-73	Wilt Chamberlain,	L.A. Lakers	.727	1973-74	Bob McAdoo,	Buffalo	.547	1974-75	Don Nelson,	Boston	.539	1975-76	Wes Unseld,	Washington	.560	1976-77	K. Abdul-Jabbar,	L.A. Lakers	.579	1977-78	Bobby Jones,	Denver	.578	1978-79	Cedric Maxwell,	Boston	.584	1979-80	Cedric Maxwell,	Boston	.609	1980-81	Artis Gilmore,	Chicago	.670	1981-82	Artis Gilmore,	Chicago	.652	1982-83	Artis Gilmore,	San Antonio	.626																												
1954-55	Larry Faust,	Fort Wayne	.486	1955-56	Neil Johnston,	Philadelphia	.457	1956-57	Neil Johnston,	Philadelphia	.447	1957-58	Jack Twyman,	Cincinnati	.452	1958-59	Ken Sears,	New York	.490	1959-60	Ken Sears,	New York	.477	1960-61	Wilt Chamberlain,	Philadelphia	.505	1961-62	Wait Bellamy,	Chicago	.513	1962-63	Wilt Chamberlain,	San Francisco	.528	1963-64	Wilt Chamberlain,	Philadelphia	.527	1964-65	Wilt Chamberlain,	San Fran - Phil	.510	1965-66	Wilt Chamberlain,	Philadelphia	.540	1966-67	Wilt Chamberlain,	Philadelphia	.683	1967-68	Wilt Chamberlain,	Philadelphia	.595	1968-69	Wilt Chamberlain,	L.A. Lakers	.583	1969-70	John Green,	Cincinnati	.559	1970-71	John Green,	Cincinnati	.587	1971-72	Wilt Chamberlain,	L.A. Lakers	.649	1972-73	Wilt Chamberlain,	L.A. Lakers	.727	1973-74	Bob McAdoo,	Buffalo	.547	1974-75	Don Nelson,	Boston	.539	1975-76	Wes Unseld,	Washington	.560	1976-77	K. Abdul-Jabbar,	L.A. Lakers	.579	1977-78	Bobby Jones,	Denver	.578	1978-79	Cedric Maxwell,	Boston	.584	1979-80	Cedric Maxwell,	Boston	.609	1980-81	Artis Gilmore,	Chicago	.670	1981-82	Artis Gilmore,	Chicago	.652	1982-83	Artis Gilmore,	San Antonio	.626																																
1955-56	Neil Johnston,	Philadelphia	.457	1956-57	Neil Johnston,	Philadelphia	.447	1957-58	Jack Twyman,	Cincinnati	.452	1958-59	Ken Sears,	New York	.490	1959-60	Ken Sears,	New York	.477	1960-61	Wilt Chamberlain,	Philadelphia	.505	1961-62	Wait Bellamy,	Chicago	.513	1962-63	Wilt Chamberlain,	San Francisco	.528	1963-64	Wilt Chamberlain,	Philadelphia	.527	1964-65	Wilt Chamberlain,	San Fran - Phil	.510	1965-66	Wilt Chamberlain,	Philadelphia	.540	1966-67	Wilt Chamberlain,	Philadelphia	.683	1967-68	Wilt Chamberlain,	Philadelphia	.595	1968-69	Wilt Chamberlain,	L.A. Lakers	.583	1969-70	John Green,	Cincinnati	.559	1970-71	John Green,	Cincinnati	.587	1971-72	Wilt Chamberlain,	L.A. Lakers	.649	1972-73	Wilt Chamberlain,	L.A. Lakers	.727	1973-74	Bob McAdoo,	Buffalo	.547	1974-75	Don Nelson,	Boston	.539	1975-76	Wes Unseld,	Washington	.560	1976-77	K. Abdul-Jabbar,	L.A. Lakers	.579	1977-78	Bobby Jones,	Denver	.578	1978-79	Cedric Maxwell,	Boston	.584	1979-80	Cedric Maxwell,	Boston	.609	1980-81	Artis Gilmore,	Chicago	.670	1981-82	Artis Gilmore,	Chicago	.652	1982-83	Artis Gilmore,	San Antonio	.626																																				
1956-57	Neil Johnston,	Philadelphia	.447	1957-58	Jack Twyman,	Cincinnati	.452	1958-59	Ken Sears,	New York	.490	1959-60	Ken Sears,	New York	.477	1960-61	Wilt Chamberlain,	Philadelphia	.505	1961-62	Wait Bellamy,	Chicago	.513	1962-63	Wilt Chamberlain,	San Francisco	.528	1963-64	Wilt Chamberlain,	Philadelphia	.527	1964-65	Wilt Chamberlain,	San Fran - Phil	.510	1965-66	Wilt Chamberlain,	Philadelphia	.540	1966-67	Wilt Chamberlain,	Philadelphia	.683	1967-68	Wilt Chamberlain,	Philadelphia	.595	1968-69	Wilt Chamberlain,	L.A. Lakers	.583	1969-70	John Green,	Cincinnati	.559	1970-71	John Green,	Cincinnati	.587	1971-72	Wilt Chamberlain,	L.A. Lakers	.649	1972-73	Wilt Chamberlain,	L.A. Lakers	.727	1973-74	Bob McAdoo,	Buffalo	.547	1974-75	Don Nelson,	Boston	.539	1975-76	Wes Unseld,	Washington	.560	1976-77	K. Abdul-Jabbar,	L.A. Lakers	.579	1977-78	Bobby Jones,	Denver	.578	1978-79	Cedric Maxwell,	Boston	.584	1979-80	Cedric Maxwell,	Boston	.609	1980-81	Artis Gilmore,	Chicago	.670	1981-82	Artis Gilmore,	Chicago	.652	1982-83	Artis Gilmore,	San Antonio	.626																																								
1957-58	Jack Twyman,	Cincinnati	.452	1958-59	Ken Sears,	New York	.490	1959-60	Ken Sears,	New York	.477	1960-61	Wilt Chamberlain,	Philadelphia	.505	1961-62	Wait Bellamy,	Chicago	.513	1962-63	Wilt Chamberlain,	San Francisco	.528	1963-64	Wilt Chamberlain,	Philadelphia	.527	1964-65	Wilt Chamberlain,	San Fran - Phil	.510	1965-66	Wilt Chamberlain,	Philadelphia	.540	1966-67	Wilt Chamberlain,	Philadelphia	.683	1967-68	Wilt Chamberlain,	Philadelphia	.595	1968-69	Wilt Chamberlain,	L.A. Lakers	.583	1969-70	John Green,	Cincinnati	.559	1970-71	John Green,	Cincinnati	.587	1971-72	Wilt Chamberlain,	L.A. Lakers	.649	1972-73	Wilt Chamberlain,	L.A. Lakers	.727	1973-74	Bob McAdoo,	Buffalo	.547	1974-75	Don Nelson,	Boston	.539	1975-76	Wes Unseld,	Washington	.560	1976-77	K. Abdul-Jabbar,	L.A. Lakers	.579	1977-78	Bobby Jones,	Denver	.578	1978-79	Cedric Maxwell,	Boston	.584	1979-80	Cedric Maxwell,	Boston	.609	1980-81	Artis Gilmore,	Chicago	.670	1981-82	Artis Gilmore,	Chicago	.652	1982-83	Artis Gilmore,	San Antonio	.626																																												
1958-59	Ken Sears,	New York	.490	1959-60	Ken Sears,	New York	.477	1960-61	Wilt Chamberlain,	Philadelphia	.505	1961-62	Wait Bellamy,	Chicago	.513	1962-63	Wilt Chamberlain,	San Francisco	.528	1963-64	Wilt Chamberlain,	Philadelphia	.527	1964-65	Wilt Chamberlain,	San Fran - Phil	.510	1965-66	Wilt Chamberlain,	Philadelphia	.540	1966-67	Wilt Chamberlain,	Philadelphia	.683	1967-68	Wilt Chamberlain,	Philadelphia	.595	1968-69	Wilt Chamberlain,	L.A. Lakers	.583	1969-70	John Green,	Cincinnati	.559	1970-71	John Green,	Cincinnati	.587	1971-72	Wilt Chamberlain,	L.A. Lakers	.649	1972-73	Wilt Chamberlain,	L.A. Lakers	.727	1973-74	Bob McAdoo,	Buffalo	.547	1974-75	Don Nelson,	Boston	.539	1975-76	Wes Unseld,	Washington	.560	1976-77	K. Abdul-Jabbar,	L.A. Lakers	.579	1977-78	Bobby Jones,	Denver	.578	1978-79	Cedric Maxwell,	Boston	.584	1979-80	Cedric Maxwell,	Boston	.609	1980-81	Artis Gilmore,	Chicago	.670	1981-82	Artis Gilmore,	Chicago	.652	1982-83	Artis Gilmore,	San Antonio	.626																																																
1959-60	Ken Sears,	New York	.477	1960-61	Wilt Chamberlain,	Philadelphia	.505	1961-62	Wait Bellamy,	Chicago	.513	1962-63	Wilt Chamberlain,	San Francisco	.528	1963-64	Wilt Chamberlain,	Philadelphia	.527	1964-65	Wilt Chamberlain,	San Fran - Phil	.510	1965-66	Wilt Chamberlain,	Philadelphia	.540	1966-67	Wilt Chamberlain,	Philadelphia	.683	1967-68	Wilt Chamberlain,	Philadelphia	.595	1968-69	Wilt Chamberlain,	L.A. Lakers	.583	1969-70	John Green,	Cincinnati	.559	1970-71	John Green,	Cincinnati	.587	1971-72	Wilt Chamberlain,	L.A. Lakers	.649	1972-73	Wilt Chamberlain,	L.A. Lakers	.727	1973-74	Bob McAdoo,	Buffalo	.547	1974-75	Don Nelson,	Boston	.539	1975-76	Wes Unseld,	Washington	.560	1976-77	K. Abdul-Jabbar,	L.A. Lakers	.579	1977-78	Bobby Jones,	Denver	.578	1978-79	Cedric Maxwell,	Boston	.584	1979-80	Cedric Maxwell,	Boston	.609	1980-81	Artis Gilmore,	Chicago	.670	1981-82	Artis Gilmore,	Chicago	.652	1982-83	Artis Gilmore,	San Antonio	.626																																																				
1960-61	Wilt Chamberlain,	Philadelphia	.505	1961-62	Wait Bellamy,	Chicago	.513	1962-63	Wilt Chamberlain,	San Francisco	.528	1963-64	Wilt Chamberlain,	Philadelphia	.527	1964-65	Wilt Chamberlain,	San Fran - Phil	.510	1965-66	Wilt Chamberlain,	Philadelphia	.540	1966-67	Wilt Chamberlain,	Philadelphia	.683	1967-68	Wilt Chamberlain,	Philadelphia	.595	1968-69	Wilt Chamberlain,	L.A. Lakers	.583	1969-70	John Green,	Cincinnati	.559	1970-71	John Green,	Cincinnati	.587	1971-72	Wilt Chamberlain,	L.A. Lakers	.649	1972-73	Wilt Chamberlain,	L.A. Lakers	.727	1973-74	Bob McAdoo,	Buffalo	.547	1974-75	Don Nelson,	Boston	.539	1975-76	Wes Unseld,	Washington	.560	1976-77	K. Abdul-Jabbar,	L.A. Lakers	.579	1977-78	Bobby Jones,	Denver	.578	1978-79	Cedric Maxwell,	Boston	.584	1979-80	Cedric Maxwell,	Boston	.609	1980-81	Artis Gilmore,	Chicago	.670	1981-82	Artis Gilmore,	Chicago	.652	1982-83	Artis Gilmore,	San Antonio	.626																																																								
1961-62	Wait Bellamy,	Chicago	.513	1962-63	Wilt Chamberlain,	San Francisco	.528	1963-64	Wilt Chamberlain,	Philadelphia	.527	1964-65	Wilt Chamberlain,	San Fran - Phil	.510	1965-66	Wilt Chamberlain,	Philadelphia	.540	1966-67	Wilt Chamberlain,	Philadelphia	.683	1967-68	Wilt Chamberlain,	Philadelphia	.595	1968-69	Wilt Chamberlain,	L.A. Lakers	.583	1969-70	John Green,	Cincinnati	.559	1970-71	John Green,	Cincinnati	.587	1971-72	Wilt Chamberlain,	L.A. Lakers	.649	1972-73	Wilt Chamberlain,	L.A. Lakers	.727	1973-74	Bob McAdoo,	Buffalo	.547	1974-75	Don Nelson,	Boston	.539	1975-76	Wes Unseld,	Washington	.560	1976-77	K. Abdul-Jabbar,	L.A. Lakers	.579	1977-78	Bobby Jones,	Denver	.578	1978-79	Cedric Maxwell,	Boston	.584	1979-80	Cedric Maxwell,	Boston	.609	1980-81	Artis Gilmore,	Chicago	.670	1981-82	Artis Gilmore,	Chicago	.652	1982-83	Artis Gilmore,	San Antonio	.626																																																												
1962-63	Wilt Chamberlain,	San Francisco	.528	1963-64	Wilt Chamberlain,	Philadelphia	.527	1964-65	Wilt Chamberlain,	San Fran - Phil	.510	1965-66	Wilt Chamberlain,	Philadelphia	.540	1966-67	Wilt Chamberlain,	Philadelphia	.683	1967-68	Wilt Chamberlain,	Philadelphia	.595	1968-69	Wilt Chamberlain,	L.A. Lakers	.583	1969-70	John Green,	Cincinnati	.559	1970-71	John Green,	Cincinnati	.587	1971-72	Wilt Chamberlain,	L.A. Lakers	.649	1972-73	Wilt Chamberlain,	L.A. Lakers	.727	1973-74	Bob McAdoo,	Buffalo	.547	1974-75	Don Nelson,	Boston	.539	1975-76	Wes Unseld,	Washington	.560	1976-77	K. Abdul-Jabbar,	L.A. Lakers	.579	1977-78	Bobby Jones,	Denver	.578	1978-79	Cedric Maxwell,	Boston	.584	1979-80	Cedric Maxwell,	Boston	.609	1980-81	Artis Gilmore,	Chicago	.670	1981-82	Artis Gilmore,	Chicago	.652	1982-83	Artis Gilmore,	San Antonio	.626																																																																
1963-64	Wilt Chamberlain,	Philadelphia	.527	1964-65	Wilt Chamberlain,	San Fran - Phil	.510	1965-66	Wilt Chamberlain,	Philadelphia	.540	1966-67	Wilt Chamberlain,	Philadelphia	.683	1967-68	Wilt Chamberlain,	Philadelphia	.595	1968-69	Wilt Chamberlain,	L.A. Lakers	.583	1969-70	John Green,	Cincinnati	.559	1970-71	John Green,	Cincinnati	.587	1971-72	Wilt Chamberlain,	L.A. Lakers	.649	1972-73	Wilt Chamberlain,	L.A. Lakers	.727	1973-74	Bob McAdoo,	Buffalo	.547	1974-75	Don Nelson,	Boston	.539	1975-76	Wes Unseld,	Washington	.560	1976-77	K. Abdul-Jabbar,	L.A. Lakers	.579	1977-78	Bobby Jones,	Denver	.578	1978-79	Cedric Maxwell,	Boston	.584	1979-80	Cedric Maxwell,	Boston	.609	1980-81	Artis Gilmore,	Chicago	.670	1981-82	Artis Gilmore,	Chicago	.652	1982-83	Artis Gilmore,	San Antonio	.626																																																																				
1964-65	Wilt Chamberlain,	San Fran - Phil	.510	1965-66	Wilt Chamberlain,	Philadelphia	.540	1966-67	Wilt Chamberlain,	Philadelphia	.683	1967-68	Wilt Chamberlain,	Philadelphia	.595	1968-69	Wilt Chamberlain,	L.A. Lakers	.583	1969-70	John Green,	Cincinnati	.559	1970-71	John Green,	Cincinnati	.587	1971-72	Wilt Chamberlain,	L.A. Lakers	.649	1972-73	Wilt Chamberlain,	L.A. Lakers	.727	1973-74	Bob McAdoo,	Buffalo	.547	1974-75	Don Nelson,	Boston	.539	1975-76	Wes Unseld,	Washington	.560	1976-77	K. Abdul-Jabbar,	L.A. Lakers	.579	1977-78	Bobby Jones,	Denver	.578	1978-79	Cedric Maxwell,	Boston	.584	1979-80	Cedric Maxwell,	Boston	.609	1980-81	Artis Gilmore,	Chicago	.670	1981-82	Artis Gilmore,	Chicago	.652	1982-83	Artis Gilmore,	San Antonio	.626																																																																								
1965-66	Wilt Chamberlain,	Philadelphia	.540	1966-67	Wilt Chamberlain,	Philadelphia	.683	1967-68	Wilt Chamberlain,	Philadelphia	.595	1968-69	Wilt Chamberlain,	L.A. Lakers	.583	1969-70	John Green,	Cincinnati	.559	1970-71	John Green,	Cincinnati	.587	1971-72	Wilt Chamberlain,	L.A. Lakers	.649	1972-73	Wilt Chamberlain,	L.A. Lakers	.727	1973-74	Bob McAdoo,	Buffalo	.547	1974-75	Don Nelson,	Boston	.539	1975-76	Wes Unseld,	Washington	.560	1976-77	K. Abdul-Jabbar,	L.A. Lakers	.579	1977-78	Bobby Jones,	Denver	.578	1978-79	Cedric Maxwell,	Boston	.584	1979-80	Cedric Maxwell,	Boston	.609	1980-81	Artis Gilmore,	Chicago	.670	1981-82	Artis Gilmore,	Chicago	.652	1982-83	Artis Gilmore,	San Antonio	.626																																																																												
1966-67	Wilt Chamberlain,	Philadelphia	.683	1967-68	Wilt Chamberlain,	Philadelphia	.595	1968-69	Wilt Chamberlain,	L.A. Lakers	.583	1969-70	John Green,	Cincinnati	.559	1970-71	John Green,	Cincinnati	.587	1971-72	Wilt Chamberlain,	L.A. Lakers	.649	1972-73	Wilt Chamberlain,	L.A. Lakers	.727	1973-74	Bob McAdoo,	Buffalo	.547	1974-75	Don Nelson,	Boston	.539	1975-76	Wes Unseld,	Washington	.560	1976-77	K. Abdul-Jabbar,	L.A. Lakers	.579	1977-78	Bobby Jones,	Denver	.578	1978-79	Cedric Maxwell,	Boston	.584	1979-80	Cedric Maxwell,	Boston	.609	1980-81	Artis Gilmore,	Chicago	.670	1981-82	Artis Gilmore,	Chicago	.652	1982-83	Artis Gilmore,	San Antonio	.626																																																																																
1967-68	Wilt Chamberlain,	Philadelphia	.595	1968-69	Wilt Chamberlain,	L.A. Lakers	.583	1969-70	John Green,	Cincinnati	.559	1970-71	John Green,	Cincinnati	.587	1971-72	Wilt Chamberlain,	L.A. Lakers	.649	1972-73	Wilt Chamberlain,	L.A. Lakers	.727	1973-74	Bob McAdoo,	Buffalo	.547	1974-75	Don Nelson,	Boston	.539	1975-76	Wes Unseld,	Washington	.560	1976-77	K. Abdul-Jabbar,	L.A. Lakers	.579	1977-78	Bobby Jones,	Denver	.578	1978-79	Cedric Maxwell,	Boston	.584	1979-80	Cedric Maxwell,	Boston	.609	1980-81	Artis Gilmore,	Chicago	.670	1981-82	Artis Gilmore,	Chicago	.652	1982-83	Artis Gilmore,	San Antonio	.626																																																																																				
1968-69	Wilt Chamberlain,	L.A. Lakers	.583	1969-70	John Green,	Cincinnati	.559	1970-71	John Green,	Cincinnati	.587	1971-72	Wilt Chamberlain,	L.A. Lakers	.649	1972-73	Wilt Chamberlain,	L.A. Lakers	.727	1973-74	Bob McAdoo,	Buffalo	.547	1974-75	Don Nelson,	Boston	.539	1975-76	Wes Unseld,	Washington	.560	1976-77	K. Abdul-Jabbar,	L.A. Lakers	.579	1977-78	Bobby Jones,	Denver	.578	1978-79	Cedric Maxwell,	Boston	.584	1979-80	Cedric Maxwell,	Boston	.609	1980-81	Artis Gilmore,	Chicago	.670	1981-82	Artis Gilmore,	Chicago	.652	1982-83	Artis Gilmore,	San Antonio	.626																																																																																								
1969-70	John Green,	Cincinnati	.559	1970-71	John Green,	Cincinnati	.587	1971-72	Wilt Chamberlain,	L.A. Lakers	.649	1972-73	Wilt Chamberlain,	L.A. Lakers	.727	1973-74	Bob McAdoo,	Buffalo	.547	1974-75	Don Nelson,	Boston	.539	1975-76	Wes Unseld,	Washington	.560	1976-77	K. Abdul-Jabbar,	L.A. Lakers	.579	1977-78	Bobby Jones,	Denver	.578	1978-79	Cedric Maxwell,	Boston	.584	1979-80	Cedric Maxwell,	Boston	.609	1980-81	Artis Gilmore,	Chicago	.670	1981-82	Artis Gilmore,	Chicago	.652	1982-83	Artis Gilmore,	San Antonio	.626																																																																																												
1970-71	John Green,	Cincinnati	.587	1971-72	Wilt Chamberlain,	L.A. Lakers	.649	1972-73	Wilt Chamberlain,	L.A. Lakers	.727	1973-74	Bob McAdoo,	Buffalo	.547	1974-75	Don Nelson,	Boston	.539	1975-76	Wes Unseld,	Washington	.560	1976-77	K. Abdul-Jabbar,	L.A. Lakers	.579	1977-78	Bobby Jones,	Denver	.578	1978-79	Cedric Maxwell,	Boston	.584	1979-80	Cedric Maxwell,	Boston	.609	1980-81	Artis Gilmore,	Chicago	.670	1981-82	Artis Gilmore,	Chicago	.652	1982-83	Artis Gilmore,	San Antonio	.626																																																																																																
1971-72	Wilt Chamberlain,	L.A. Lakers	.649	1972-73	Wilt Chamberlain,	L.A. Lakers	.727	1973-74	Bob McAdoo,	Buffalo	.547	1974-75	Don Nelson,	Boston	.539	1975-76	Wes Unseld,	Washington	.560	1976-77	K. Abdul-Jabbar,	L.A. Lakers	.579	1977-78	Bobby Jones,	Denver	.578	1978-79	Cedric Maxwell,	Boston	.584	1979-80	Cedric Maxwell,	Boston	.609	1980-81	Artis Gilmore,	Chicago	.670	1981-82	Artis Gilmore,	Chicago	.652	1982-83	Artis Gilmore,	San Antonio	.626																																																																																																				
1972-73	Wilt Chamberlain,	L.A. Lakers	.727	1973-74	Bob McAdoo,	Buffalo	.547	1974-75	Don Nelson,	Boston	.539	1975-76	Wes Unseld,	Washington	.560	1976-77	K. Abdul-Jabbar,	L.A. Lakers	.579	1977-78	Bobby Jones,	Denver	.578	1978-79	Cedric Maxwell,	Boston	.584	1979-80	Cedric Maxwell,	Boston	.609	1980-81	Artis Gilmore,	Chicago	.670	1981-82	Artis Gilmore,	Chicago	.652	1982-83	Artis Gilmore,	San Antonio	.626																																																																																																								
1973-74	Bob McAdoo,	Buffalo	.547	1974-75	Don Nelson,	Boston	.539	1975-76	Wes Unseld,	Washington	.560	1976-77	K. Abdul-Jabbar,	L.A. Lakers	.579	1977-78	Bobby Jones,	Denver	.578	1978-79	Cedric Maxwell,	Boston	.584	1979-80	Cedric Maxwell,	Boston	.609	1980-81	Artis Gilmore,	Chicago	.670	1981-82	Artis Gilmore,	Chicago	.652	1982-83	Artis Gilmore,	San Antonio	.626																																																																																																												
1974-75	Don Nelson,	Boston	.539	1975-76	Wes Unseld,	Washington	.560	1976-77	K. Abdul-Jabbar,	L.A. Lakers	.579	1977-78	Bobby Jones,	Denver	.578	1978-79	Cedric Maxwell,	Boston	.584	1979-80	Cedric Maxwell,	Boston	.609	1980-81	Artis Gilmore,	Chicago	.670	1981-82	Artis Gilmore,	Chicago	.652	1982-83	Artis Gilmore,	San Antonio	.626																																																																																																																
1975-76	Wes Unseld,	Washington	.560	1976-77	K. Abdul-Jabbar,	L.A. Lakers	.579	1977-78	Bobby Jones,	Denver	.578	1978-79	Cedric Maxwell,	Boston	.584	1979-80	Cedric Maxwell,	Boston	.609	1980-81	Artis Gilmore,	Chicago	.670	1981-82	Artis Gilmore,	Chicago	.652	1982-83	Artis Gilmore,	San Antonio	.626																																																																																																																				
1976-77	K. Abdul-Jabbar,	L.A. Lakers	.579	1977-78	Bobby Jones,	Denver	.578	1978-79	Cedric Maxwell,	Boston	.584	1979-80	Cedric Maxwell,	Boston	.609	1980-81	Artis Gilmore,	Chicago	.670	1981-82	Artis Gilmore,	Chicago	.652	1982-83	Artis Gilmore,	San Antonio	.626																																																																																																																								
1977-78	Bobby Jones,	Denver	.578	1978-79	Cedric Maxwell,	Boston	.584	1979-80	Cedric Maxwell,	Boston	.609	1980-81	Artis Gilmore,	Chicago	.670	1981-82	Artis Gilmore,	Chicago	.652	1982-83	Artis Gilmore,	San Antonio	.626																																																																																																																												
1978-79	Cedric Maxwell,	Boston	.584	1979-80	Cedric Maxwell,	Boston	.609	1980-81	Artis Gilmore,	Chicago	.670	1981-82	Artis Gilmore,	Chicago	.652	1982-83	Artis Gilmore,	San Antonio	.626																																																																																																																																
1979-80	Cedric Maxwell,	Boston	.609	1980-81	Artis Gilmore,	Chicago	.670	1981-82	Artis Gilmore,	Chicago	.652	1982-83	Artis Gilmore,	San Antonio	.626																																																																																																																																				
1980-81	Artis Gilmore,	Chicago	.670	1981-82	Artis Gilmore,	Chicago	.652	1982-83	Artis Gilmore,	San Antonio	.626																																																																																																																																								
1981-82	Artis Gilmore,	Chicago	.652	1982-83	Artis Gilmore,	San Antonio	.626																																																																																																																																												
1982-83	Artis Gilmore,	San Antonio	.626																																																																																																																																																

FREE THROW PERCENTAGE

Season	Player	Team	Pct	Season	Player	Team	Pct																																																																				
1946-47	Fred Scolari,	Washington	.811	1947-48	Bob Feernick,	Washington	.788	1948-49	Bob Feernick,	Washington	.859	1949-50	John Zinsky,	Chicago	.843	1950-51	Joe Fulks,	Philadelphia	.855	1951-52	Bob Wanzer,	Rochester	.904	1952-53	Bill Sharman,	Boston	.850	1953-54	Bill Sharman,	Boston	.844	1954-55	Bill Sharman,	Boston	.897	1955-56	Bill Sharman,	Boston	.867	1956-57	Bill Sharman,	Boston	.905	1957-58	Dolph Schayes,	Syracuse	.904	1958-59	Bill Sharman,	Boston	.932	1959-60	Dolph Schayes,	Syracuse	.892	1960-61	Bill Sharman,	Boston	.921	1961-62	Dolph Schayes,	Syracuse	.896	1962-63	Larry Costello,	Syracuse	.881	1963-64	Oscar Robertson,	Cincinnati	.853	1964-65	Larry Costello,	Philadelphia	.877
1947-48	Bob Feernick,	Washington	.788	1948-49	Bob Feernick,	Washington	.859	1949-50	John Zinsky,	Chicago	.843	1950-51	Joe Fulks,	Philadelphia	.855	1951-52	Bob Wanzer,	Rochester	.904	1952-53	Bill Sharman,	Boston	.850	1953-54	Bill Sharman,	Boston	.844	1954-55	Bill Sharman,	Boston	.897	1955-56	Bill Sharman,	Boston	.867	1956-57	Bill Sharman,	Boston	.905	1957-58	Dolph Schayes,	Syracuse	.904	1958-59	Bill Sharman,	Boston	.932	1959-60	Dolph Schayes,	Syracuse	.892	1960-61	Bill Sharman,	Boston	.921	1961-62	Dolph Schayes,	Syracuse	.896	1962-63	Larry Costello,	Syracuse	.881	1963-64	Oscar Robertson,	Cincinnati	.853	1964-65	Larry Costello,	Philadelphia	.877				
1948-49	Bob Feernick,	Washington	.859	1949-50	John Zinsky,	Chicago	.843	1950-51	Joe Fulks,	Philadelphia	.855	1951-52	Bob Wanzer,	Rochester	.904	1952-53	Bill Sharman,	Boston	.850	1953-54	Bill Sharman,	Boston	.844	1954-55	Bill Sharman,	Boston	.897	1955-56	Bill Sharman,	Boston	.867	1956-57	Bill Sharman,	Boston	.905	1957-58	Dolph Schayes,	Syracuse	.904	1958-59	Bill Sharman,	Boston	.932	1959-60	Dolph Schayes,	Syracuse	.892	1960-61	Bill Sharman,	Boston	.921	1961-62	Dolph Schayes,	Syracuse	.896	1962-63	Larry Costello,	Syracuse	.881	1963-64	Oscar Robertson,	Cincinnati	.853	1964-65	Larry Costello,	Philadelphia	.877								
1949-50	John Zinsky,	Chicago	.843	1950-51	Joe Fulks,	Philadelphia	.855	1951-52	Bob Wanzer,	Rochester	.904	1952-53	Bill Sharman,	Boston	.850	1953-54	Bill Sharman,	Boston	.844	1954-55	Bill Sharman,	Boston	.897	1955-56	Bill Sharman,	Boston	.867	1956-57	Bill Sharman,	Boston	.905	1957-58	Dolph Schayes,	Syracuse	.904	1958-59	Bill Sharman,	Boston	.932	1959-60	Dolph Schayes,	Syracuse	.892	1960-61	Bill Sharman,	Boston	.921	1961-62	Dolph Schayes,	Syracuse	.896	1962-63	Larry Costello,	Syracuse	.881	1963-64	Oscar Robertson,	Cincinnati	.853	1964-65	Larry Costello,	Philadelphia	.877												
1950-51	Joe Fulks,	Philadelphia	.855	1951-52	Bob Wanzer,	Rochester	.904	1952-53	Bill Sharman,	Boston	.850	1953-54	Bill Sharman,	Boston	.844	1954-55	Bill Sharman,	Boston	.897	1955-56	Bill Sharman,	Boston	.867	1956-57	Bill Sharman,	Boston	.905	1957-58	Dolph Schayes,	Syracuse	.904	1958-59	Bill Sharman,	Boston	.932	1959-60	Dolph Schayes,	Syracuse	.892	1960-61	Bill Sharman,	Boston	.921	1961-62	Dolph Schayes,	Syracuse	.896	1962-63	Larry Costello,	Syracuse	.881	1963-64	Oscar Robertson,	Cincinnati	.853	1964-65	Larry Costello,	Philadelphia	.877																
1951-52	Bob Wanzer,	Rochester	.904	1952-53	Bill Sharman,	Boston	.850	1953-54	Bill Sharman,	Boston	.844	1954-55	Bill Sharman,	Boston	.897	1955-56	Bill Sharman,	Boston	.867	1956-57	Bill Sharman,	Boston	.905	1957-58	Dolph Schayes,	Syracuse	.904	1958-59	Bill Sharman,	Boston	.932	1959-60	Dolph Schayes,	Syracuse	.892	1960-61	Bill Sharman,	Boston	.921	1961-62	Dolph Schayes,	Syracuse	.896	1962-63	Larry Costello,	Syracuse	.881	1963-64	Oscar Robertson,	Cincinnati	.853	1964-65	Larry Costello,	Philadelphia	.877																				
1952-53	Bill Sharman,	Boston	.850	1953-54	Bill Sharman,	Boston	.844	1954-55	Bill Sharman,	Boston	.897	1955-56	Bill Sharman,	Boston	.867	1956-57	Bill Sharman,	Boston	.905	1957-58	Dolph Schayes,	Syracuse	.904	1958-59	Bill Sharman,	Boston	.932	1959-60	Dolph Schayes,	Syracuse	.892	1960-61	Bill Sharman,	Boston	.921	1961-62	Dolph Schayes,	Syracuse	.896	1962-63	Larry Costello,	Syracuse	.881	1963-64	Oscar Robertson,	Cincinnati	.853	1964-65	Larry Costello,	Philadelphia	.877																								
1953-54	Bill Sharman,	Boston	.844	1954-55	Bill Sharman,	Boston	.897	1955-56	Bill Sharman,	Boston	.867	1956-57	Bill Sharman,	Boston	.905	1957-58	Dolph Schayes,	Syracuse	.904	1958-59	Bill Sharman,	Boston	.932	1959-60	Dolph Schayes,	Syracuse	.892	1960-61	Bill Sharman,	Boston	.921	1961-62	Dolph Schayes,	Syracuse	.896	1962-63	Larry Costello,	Syracuse	.881	1963-64	Oscar Robertson,	Cincinnati	.853	1964-65	Larry Costello,	Philadelphia	.877																												
1954-55	Bill Sharman,	Boston	.897	1955-56	Bill Sharman,	Boston	.867	1956-57	Bill Sharman,	Boston	.905	1957-58	Dolph Schayes,	Syracuse	.904	1958-59	Bill Sharman,	Boston	.932	1959-60	Dolph Schayes,	Syracuse	.892	1960-61	Bill Sharman,	Boston	.921	1961-62	Dolph Schayes,	Syracuse	.896	1962-63	Larry Costello,	Syracuse	.881	1963-64	Oscar Robertson,	Cincinnati	.853	1964-65	Larry Costello,	Philadelphia	.877																																
1955-56	Bill Sharman,	Boston	.867	1956-57	Bill Sharman,	Boston	.905	1957-58	Dolph Schayes,	Syracuse	.904	1958-59	Bill Sharman,	Boston	.932	1959-60	Dolph Schayes,	Syracuse	.892	1960-61	Bill Sharman,	Boston	.921	1961-62	Dolph Schayes,	Syracuse	.896	1962-63	Larry Costello,	Syracuse	.881	1963-64	Oscar Robertson,	Cincinnati	.853	1964-65	Larry Costello,	Philadelphia	.877																																				
1956-57	Bill Sharman,	Boston	.905	1957-58	Dolph Schayes,	Syracuse	.904	1958-59	Bill Sharman,	Boston	.932	1959-60	Dolph Schayes,	Syracuse	.892	1960-61	Bill Sharman,	Boston	.921	1961-62	Dolph Schayes,	Syracuse	.896	1962-63	Larry Costello,	Syracuse	.881	1963-64	Oscar Robertson,	Cincinnati	.853	1964-65	Larry Costello,	Philadelphia	.877																																								
1957-58	Dolph Schayes,	Syracuse	.904	1958-59	Bill Sharman,	Boston	.932	1959-60	Dolph Schayes,	Syracuse	.892	1960-61	Bill Sharman,	Boston	.921	1961-62	Dolph Schayes,	Syracuse	.896	1962-63	Larry Costello,	Syracuse	.881	1963-64	Oscar Robertson,	Cincinnati	.853	1964-65	Larry Costello,	Philadelphia	.877																																												
1958-59	Bill Sharman,	Boston	.932	1959-60	Dolph Schayes,	Syracuse	.892	1960-61	Bill Sharman,	Boston	.921	1961-62	Dolph Schayes,	Syracuse	.896	1962-63	Larry Costello,	Syracuse	.881	1963-64	Oscar Robertson,	Cincinnati	.853	1964-65	Larry Costello,	Philadelphia	.877																																																
1959-60	Dolph Schayes,	Syracuse	.892	1960-61	Bill Sharman,	Boston	.921	1961-62	Dolph Schayes,	Syracuse	.896	1962-63	Larry Costello,	Syracuse	.881	1963-64	Oscar Robertson,	Cincinnati	.853	1964-65	Larry Costello,	Philadelphia	.877																																																				
1960-61	Bill Sharman,	Boston	.921	1961-62	Dolph Schayes,	Syracuse	.896	1962-63	Larry Costello,	Syracuse	.881	1963-64	Oscar Robertson,	Cincinnati	.853	1964-65	Larry Costello,	Philadelphia	.877																																																								
1961-62	Dolph Schayes,	Syracuse	.896	1962-63	Larry Costello,	Syracuse	.881	1963-64	Oscar Robertson,	Cincinnati	.853	1964-65	Larry Costello,	Philadelphia	.877																																																												
1962-63	Larry Costello,	Syracuse	.881	1963-64	Oscar Robertson,	Cincinnati	.853	1964-65	Larry Costello,	Philadelphia	.877																																																																
1963-64	Oscar Robertson,	Cincinnati	.853	1964-65	Larry Costello,	Philadelphia	.877																																																																				
1964-65	Larry Costello,	Philadelphia	.877																																																																								

ALL-TIME NBA LEADERS, CONTINUED

FREE THROW PERCENTAGE, CONT.

Season	Player	Team	Pct	Season	Player	Team	Pct																																																																
1984-85	Kyle Macy,	Phoenix	.907	1985-86	Larry Bird,	Boston	.896	1986-87	Larry Bird,	Boston	.910	1987-88	Jack Sikma,	Milwaukee	.922	1988-89	Erwin Johnson,	L.A. Lakers	.911	1989-90	Larry Bird,	Boston	.930	1990-91	Reggie Miller,	Indiana	.918	1991-92	Mark Price,	Cleveland	.947	1992-93	Mark Price,	Cleveland	.948	1993-94	Mahmoud Abdul-Rauf,	Denver	.956	1994-95	Anthony Webb,	Sacramento	.934	1995-96	Mahmoud Abdul-Rauf,	Denver	.930	1996-97	Mark Price,	Golden State	.906	1997-98	Chris Mullin,	Indiana	.939	1998-99	Reggie Miller,	Indiana	.915	1999-00	Jeff Hornacek,	Utah	.950	2000-01	Reggie Miller,	Indiana	.928	2001-02	Reggie Miller,	Indiana	.911
1985-86	Larry Bird,	Boston	.896	1986-87	Larry Bird,	Boston	.910	1987-88	Jack Sikma,	Milwaukee	.922	1988-89	Erwin Johnson,	L.A. Lakers	.911	1989-90	Larry Bird,	Boston	.930	1990-91	Reggie Miller,	Indiana	.918	1991-92	Mark Price,	Cleveland	.947	1992-93	Mark Price,	Cleveland	.948	1993-94	Mahmoud Abdul-Rauf,	Denver	.956	1994-95	Anthony Webb,	Sacramento	.934	1995-96	Mahmoud Abdul-Rauf,	Denver	.930	1996-97	Mark Price,	Golden State	.906	1997-98	Chris Mullin,	Indiana	.939	1998-99	Reggie Miller,	Indiana	.915	1999-00	Jeff Hornacek,	Utah	.950	2000-01	Reggie Miller,	Indiana	.928	2001-02	Reggie Miller,	Indiana	.911				
1986-87	Larry Bird,	Boston	.910	1987-88	Jack Sikma,	Milwaukee	.922	1988-89	Erwin Johnson,	L.A. Lakers	.911	1989-90	Larry Bird,	Boston	.930	1990-91	Reggie Miller,	Indiana	.918	1991-92	Mark Price,	Cleveland	.947	1992-93	Mark Price,	Cleveland	.948	1993-94	Mahmoud Abdul-Rauf,	Denver	.956	1994-95	Anthony Webb,	Sacramento	.934	1995-96	Mahmoud Abdul-Rauf,	Denver	.930	1996-97	Mark Price,	Golden State	.906	1997-98	Chris Mullin,	Indiana	.939	1998-99	Reggie Miller,	Indiana	.915	1999-00	Jeff Hornacek,	Utah	.950	2000-01	Reggie Miller,	Indiana	.928	2001-02	Reggie Miller,	Indiana	.911								
1987-88	Jack Sikma,	Milwaukee	.922	1988-89	Erwin Johnson,	L.A. Lakers	.911	1989-90	Larry Bird,	Boston	.930	1990-91	Reggie Miller,	Indiana	.918	1991-92	Mark Price,	Cleveland	.947	1992-93	Mark Price,	Cleveland	.948	1993-94	Mahmoud Abdul-Rauf,	Denver	.956	1994-95	Anthony Webb,	Sacramento	.934	1995-96	Mahmoud Abdul-Rauf,	Denver	.930	1996-97	Mark Price,	Golden State	.906	1997-98	Chris Mullin,	Indiana	.939	1998-99	Reggie Miller,	Indiana	.915	1999-00	Jeff Hornacek,	Utah	.950	2000-01	Reggie Miller,	Indiana	.928	2001-02	Reggie Miller,	Indiana	.911												
1988-89	Erwin Johnson,	L.A. Lakers	.911	1989-90	Larry Bird,	Boston	.930	1990-91	Reggie Miller,	Indiana	.918	1991-92	Mark Price,	Cleveland	.947	1992-93	Mark Price,	Cleveland	.948	1993-94	Mahmoud Abdul-Rauf,	Denver	.956	1994-95	Anthony Webb,	Sacramento	.934	1995-96	Mahmoud Abdul-Rauf,	Denver	.930	1996-97	Mark Price,	Golden State	.906	1997-98	Chris Mullin,	Indiana	.939	1998-99	Reggie Miller,	Indiana	.915	1999-00	Jeff Hornacek,	Utah	.950	2000-01	Reggie Miller,	Indiana	.928	2001-02	Reggie Miller,	Indiana	.911																
1989-90	Larry Bird,	Boston	.930	1990-91	Reggie Miller,	Indiana	.918	1991-92	Mark Price,	Cleveland	.947	1992-93	Mark Price,	Cleveland	.948	1993-94	Mahmoud Abdul-Rauf,	Denver	.956	1994-95	Anthony Webb,	Sacramento	.934	1995-96	Mahmoud Abdul-Rauf,	Denver	.930	1996-97	Mark Price,	Golden State	.906	1997-98	Chris Mullin,	Indiana	.939	1998-99	Reggie Miller,	Indiana	.915	1999-00	Jeff Hornacek,	Utah	.950	2000-01	Reggie Miller,	Indiana	.928	2001-02	Reggie Miller,	Indiana	.911																				
1990-91	Reggie Miller,	Indiana	.918	1991-92	Mark Price,	Cleveland	.947	1992-93	Mark Price,	Cleveland	.948	1993-94	Mahmoud Abdul-Rauf,	Denver	.956	1994-95	Anthony Webb,	Sacramento	.934	1995-96	Mahmoud Abdul-Rauf,	Denver	.930	1996-97	Mark Price,	Golden State	.906	1997-98	Chris Mullin,	Indiana	.939	1998-99	Reggie Miller,	Indiana	.915	1999-00	Jeff Hornacek,	Utah	.950	2000-01	Reggie Miller,	Indiana	.928	2001-02	Reggie Miller,	Indiana	.911																								
1991-92	Mark Price,	Cleveland	.947	1992-93	Mark Price,	Cleveland	.948	1993-94	Mahmoud Abdul-Rauf,	Denver	.956	1994-95	Anthony Webb,	Sacramento	.934	1995-96	Mahmoud Abdul-Rauf,	Denver	.930	1996-97	Mark Price,	Golden State	.906	1997-98	Chris Mullin,	Indiana	.939	1998-99	Reggie Miller,	Indiana	.915	1999-00	Jeff Hornacek,	Utah	.950	2000-01	Reggie Miller,	Indiana	.928	2001-02	Reggie Miller,	Indiana	.911																												
1992-93	Mark Price,	Cleveland	.948	1993-94	Mahmoud Abdul-Rauf,	Denver	.956	1994-95	Anthony Webb,	Sacramento	.934	1995-96	Mahmoud Abdul-Rauf,	Denver	.930	1996-97	Mark Price,	Golden State	.906	1997-98	Chris Mullin,	Indiana	.939	1998-99	Reggie Miller,	Indiana	.915	1999-00	Jeff Hornacek,	Utah	.950	2000-01	Reggie Miller,	Indiana	.928	2001-02	Reggie Miller,	Indiana	.911																																
1993-94	Mahmoud Abdul-Rauf,	Denver	.956	1994-95	Anthony Webb,	Sacramento	.934	1995-96	Mahmoud Abdul-Rauf,	Denver	.930	1996-97	Mark Price,	Golden State	.906	1997-98	Chris Mullin,	Indiana	.939	1998-99	Reggie Miller,	Indiana	.915	1999-00	Jeff Hornacek,	Utah	.950	2000-01	Reggie Miller,	Indiana	.928	2001-02	Reggie Miller,	Indiana	.911																																				
1994-95	Anthony Webb,	Sacramento	.934	1995-96	Mahmoud Abdul-Rauf,	Denver	.930	1996-97	Mark Price,	Golden State	.906	1997-98	Chris Mullin,	Indiana	.939	1998-99	Reggie Miller,	Indiana	.915	1999-00	Jeff Hornacek,	Utah	.950	2000-01	Reggie Miller,	Indiana	.928	2001-02	Reggie Miller,	Indiana	.911																																								
1995-96	Mahmoud Abdul-Rauf,	Denver	.930	1996-97	Mark Price,	Golden State	.906	1997-98	Chris Mullin,	Indiana	.939	1998-99	Reggie Miller,	Indiana	.915	1999-00	Jeff Hornacek,	Utah	.950	2000-01	Reggie Miller,	Indiana	.928	2001-02	Reggie Miller,	Indiana	.911																																												
1996-97	Mark Price,	Golden State	.906	1997-98	Chris Mullin,	Indiana	.939	1998-99	Reggie Miller,	Indiana	.915	1999-00	Jeff Hornacek,	Utah	.950	2000-01	Reggie Miller,	Indiana	.928	2001-02	Reggie Miller,	Indiana	.911																																																
1997-98	Chris Mullin,	Indiana	.939	1998-99	Reggie Miller,	Indiana	.915	1999-00	Jeff Hornacek,	Utah	.950	2000-01	Reggie Miller,	Indiana	.928	2001-02	Reggie Miller,	Indiana	.911																																																				
1998-99	Reggie Miller,	Indiana	.915	1999-00	Jeff Hornacek,	Utah	.950	2000-01	Reggie Miller,	Indiana	.928	2001-02	Reggie Miller,	Indiana	.911																																																								
1999-00	Jeff Hornacek,	Utah	.950	2000-01	Reggie Miller,	Indiana	.928	2001-02	Reggie Miller,	Indiana	.911																																																												
2000-01	Reggie Miller,	Indiana	.928	2001-02	Reggie Miller,	Indiana	.911																																																																
2001-02	Reggie Miller,	Indiana	.911																																																																				

BLOCKED SHOTS

Season	Player	Team	BPG	Season	Player	Team	BPG																																																																																								
1973-74	Elmore Smith,	L.A. Lakers	4.85	1974-75	K. Abdul-Jabbar,	Milwaukee	3.26	1975-76	K. Abdul-Jabbar,	L.A. Lakers	4.12	1976-77	Bill Walton,	Portland	3.25	1977-78	George Johnson,	New Jersey	3.38	1978-79	K. Abdul-Jabbar,	L.A. Lakers	3.95	1979-80	K. Abdul-Jabbar,	L.A. Lakers	3.41	1980-81	George Johnson,	San Antonio	3.39	1981-82	George Johnson,	San Antonio	3.12	1982-83	Tree Rollins,	Atlanta	4.29	1983-84	Mark Eaton,	Utah	4.28	1984-85	Mark Eaton,	Utah	5.56	1985-86	Manute Bol,	Washington	4.36	1986-87	Mark Eaton,	Utah	4.06	1987-88	Mark Eaton,	Utah	3.71	1988-89	Manute Bol,	Golden State	4.31	1989-90	Akeem Olatunju,	Houston	4.59	1990-91	Akeem Olatunju,	Houston	3.95	1991-92	David Robinson,	San Antonio	4.49	1992-93	Hakeem Olatunju,	Houston	4.17	1993-94	Dikembe Mutombo,	Denver	4.10	1994-95	Dikembe Mutombo,	Denver	4.31	1995-96	Dikembe Mutombo,	Denver	4.49	1996-97	Shawn Bradley,	NJ - Dallas	3.40
1974-75	K. Abdul-Jabbar,	Milwaukee	3.26	1975-76	K. Abdul-Jabbar,	L.A. Lakers	4.12	1976-77	Bill Walton,	Portland	3.25	1977-78	George Johnson,	New Jersey	3.38	1978-79	K. Abdul-Jabbar,	L.A. Lakers	3.95	1979-80	K. Abdul-Jabbar,	L.A. Lakers	3.41	1980-81	George Johnson,	San Antonio	3.39	1981-82	George Johnson,	San Antonio	3.12	1982-83	Tree Rollins,	Atlanta	4.29	1983-84	Mark Eaton,	Utah	4.28	1984-85	Mark Eaton,	Utah	5.56	1985-86	Manute Bol,	Washington	4.36	1986-87	Mark Eaton,	Utah	4.06	1987-88	Mark Eaton,	Utah	3.71	1988-89	Manute Bol,	Golden State	4.31	1989-90	Akeem Olatunju,	Houston	4.59	1990-91	Akeem Olatunju,	Houston	3.95	1991-92	David Robinson,	San Antonio	4.49	1992-93	Hakeem Olatunju,	Houston	4.17	1993-94	Dikembe Mutombo,	Denver	4.10	1994-95	Dikembe Mutombo,	Denver	4.31	1995-96	Dikembe Mutombo,	Denver	4.49	1996-97	Shawn Bradley,	NJ - Dallas	3.40				
1975-76	K. Abdul-Jabbar,	L.A. Lakers	4.12	1976-77	Bill Walton,	Portland	3.25	1977-78	George Johnson,	New Jersey	3.38	1978-79	K. Abdul-Jabbar,	L.A. Lakers	3.95	1979-80	K. Abdul-Jabbar,	L.A. Lakers	3.41	1980-81	George Johnson,	San Antonio	3.39	1981-82	George Johnson,	San Antonio	3.12	1982-83	Tree Rollins,	Atlanta	4.29	1983-84	Mark Eaton,	Utah	4.28	1984-85	Mark Eaton,	Utah	5.56	1985-86	Manute Bol,	Washington	4.36	1986-87	Mark Eaton,	Utah	4.06	1987-88	Mark Eaton,	Utah	3.71	1988-89	Manute Bol,	Golden State	4.31	1989-90	Akeem Olatunju,	Houston	4.59	1990-91	Akeem Olatunju,	Houston	3.95	1991-92	David Robinson,	San Antonio	4.49	1992-93	Hakeem Olatunju,	Houston	4.17	1993-94	Dikembe Mutombo,	Denver	4.10	1994-95	Dikembe Mutombo,	Denver	4.31	1995-96	Dikembe Mutombo,	Denver	4.49	1996-97	Shawn Bradley,	NJ - Dallas	3.40								
1976-77	Bill Walton,	Portland	3.25	1977-78	George Johnson,	New Jersey	3.38	1978-79	K. Abdul-Jabbar,	L.A. Lakers	3.95	1979-80	K. Abdul-Jabbar,	L.A. Lakers	3.41	1980-81	George Johnson,	San Antonio	3.39	1981-82	George Johnson,	San Antonio	3.12	1982-83	Tree Rollins,	Atlanta	4.29	1983-84	Mark Eaton,	Utah	4.28	1984-85	Mark Eaton,	Utah	5.56	1985-86	Manute Bol,	Washington	4.36	1986-87	Mark Eaton,	Utah	4.06	1987-88	Mark Eaton,	Utah	3.71	1988-89	Manute Bol,	Golden State	4.31	1989-90	Akeem Olatunju,	Houston	4.59	1990-91	Akeem Olatunju,	Houston	3.95	1991-92	David Robinson,	San Antonio	4.49	1992-93	Hakeem Olatunju,	Houston	4.17	1993-94	Dikembe Mutombo,	Denver	4.10	1994-95	Dikembe Mutombo,	Denver	4.31	1995-96	Dikembe Mutombo,	Denver	4.49	1996-97	Shawn Bradley,	NJ - Dallas	3.40												
1977-78	George Johnson,	New Jersey	3.38	1978-79	K. Abdul-Jabbar,	L.A. Lakers	3.95	1979-80	K. Abdul-Jabbar,	L.A. Lakers	3.41	1980-81	George Johnson,	San Antonio	3.39	1981-82	George Johnson,	San Antonio	3.12	1982-83	Tree Rollins,	Atlanta	4.29	1983-84	Mark Eaton,	Utah	4.28	1984-85	Mark Eaton,	Utah	5.56	1985-86	Manute Bol,	Washington	4.36	1986-87	Mark Eaton,	Utah	4.06	1987-88	Mark Eaton,	Utah	3.71	1988-89	Manute Bol,	Golden State	4.31	1989-90	Akeem Olatunju,	Houston	4.59	1990-91	Akeem Olatunju,	Houston	3.95	1991-92	David Robinson,	San Antonio	4.49	1992-93	Hakeem Olatunju,	Houston	4.17	1993-94	Dikembe Mutombo,	Denver	4.10	1994-95	Dikembe Mutombo,	Denver	4.31	1995-96	Dikembe Mutombo,	Denver	4.49	1996-97	Shawn Bradley,	NJ - Dallas	3.40																
1978-79	K. Abdul-Jabbar,	L.A. Lakers	3.95	1979-80	K. Abdul-Jabbar,	L.A. Lakers	3.41	1980-81	George Johnson,	San Antonio	3.39	1981-82	George Johnson,	San Antonio	3.12	1982-83	Tree Rollins,	Atlanta	4.29	1983-84	Mark Eaton,	Utah	4.28	1984-85	Mark Eaton,	Utah	5.56	1985-86	Manute Bol,	Washington	4.36	1986-87	Mark Eaton,	Utah	4.06	1987-88	Mark Eaton,	Utah	3.71	1988-89	Manute Bol,	Golden State	4.31	1989-90	Akeem Olatunju,	Houston	4.59	1990-91	Akeem Olatunju,	Houston	3.95	1991-92	David Robinson,	San Antonio	4.49	1992-93	Hakeem Olatunju,	Houston	4.17	1993-94	Dikembe Mutombo,	Denver	4.10	1994-95	Dikembe Mutombo,	Denver	4.31	1995-96	Dikembe Mutombo,	Denver	4.49	1996-97	Shawn Bradley,	NJ - Dallas	3.40																				
1979-80	K. Abdul-Jabbar,	L.A. Lakers	3.41	1980-81	George Johnson,	San Antonio	3.39	1981-82	George Johnson,	San Antonio	3.12	1982-83	Tree Rollins,	Atlanta	4.29	1983-84	Mark Eaton,	Utah	4.28	1984-85	Mark Eaton,	Utah	5.56	1985-86	Manute Bol,	Washington	4.36	1986-87	Mark Eaton,	Utah	4.06	1987-88	Mark Eaton,	Utah	3.71	1988-89	Manute Bol,	Golden State	4.31	1989-90	Akeem Olatunju,	Houston	4.59	1990-91	Akeem Olatunju,	Houston	3.95	1991-92	David Robinson,	San Antonio	4.49	1992-93	Hakeem Olatunju,	Houston	4.17	1993-94	Dikembe Mutombo,	Denver	4.10	1994-95	Dikembe Mutombo,	Denver	4.31	1995-96	Dikembe Mutombo,	Denver	4.49	1996-97	Shawn Bradley,	NJ - Dallas	3.40																								
1980-81	George Johnson,	San Antonio	3.39	1981-82	George Johnson,	San Antonio	3.12	1982-83	Tree Rollins,	Atlanta	4.29	1983-84	Mark Eaton,	Utah	4.28	1984-85	Mark Eaton,	Utah	5.56	1985-86	Manute Bol,	Washington	4.36	1986-87	Mark Eaton,	Utah	4.06	1987-88	Mark Eaton,	Utah	3.71	1988-89	Manute Bol,	Golden State	4.31	1989-90	Akeem Olatunju,	Houston	4.59	1990-91	Akeem Olatunju,	Houston	3.95	1991-92	David Robinson,	San Antonio	4.49	1992-93	Hakeem Olatunju,	Houston	4.17	1993-94	Dikembe Mutombo,	Denver	4.10	1994-95	Dikembe Mutombo,	Denver	4.31	1995-96	Dikembe Mutombo,	Denver	4.49	1996-97	Shawn Bradley,	NJ - Dallas	3.40																												
1981-82	George Johnson,	San Antonio	3.12	1982-83	Tree Rollins,	Atlanta	4.29	1983-84	Mark Eaton,	Utah	4.28	1984-85	Mark Eaton,	Utah	5.56	1985-86	Manute Bol,	Washington	4.36	1986-87	Mark Eaton,	Utah	4.06	1987-88	Mark Eaton,	Utah	3.71	1988-89	Manute Bol,	Golden State	4.31	1989-90	Akeem Olatunju,	Houston	4.59	1990-91	Akeem Olatunju,	Houston	3.95	1991-92	David Robinson,	San Antonio	4.49	1992-93	Hakeem Olatunju,	Houston	4.17	1993-94	Dikembe Mutombo,	Denver	4.10	1994-95	Dikembe Mutombo,	Denver	4.31	1995-96	Dikembe Mutombo,	Denver	4.49	1996-97	Shawn Bradley,	NJ - Dallas	3.40																																
1982-83	Tree Rollins,	Atlanta	4.29	1983-84	Mark Eaton,	Utah	4.28	1984-85	Mark Eaton,	Utah	5.56	1985-86	Manute Bol,	Washington	4.36	1986-87	Mark Eaton,	Utah	4.06	1987-88	Mark Eaton,	Utah	3.71	1988-89	Manute Bol,	Golden State	4.31	1989-90	Akeem Olatunju,	Houston	4.59	1990-91	Akeem Olatunju,	Houston	3.95	1991-92	David Robinson,	San Antonio	4.49	1992-93	Hakeem Olatunju,	Houston	4.17	1993-94	Dikembe Mutombo,	Denver	4.10	1994-95	Dikembe Mutombo,	Denver	4.31	1995-96	Dikembe Mutombo,	Denver	4.49	1996-97	Shawn Bradley,	NJ - Dallas	3.40																																				
1983-84	Mark Eaton,	Utah	4.28	1984-85	Mark Eaton,	Utah	5.56	1985-86	Manute Bol,	Washington	4.36	1986-87	Mark Eaton,	Utah	4.06	1987-88	Mark Eaton,	Utah	3.71	1988-89	Manute Bol,	Golden State	4.31	1989-90	Akeem Olatunju,	Houston	4.59	1990-91	Akeem Olatunju,	Houston	3.95	1991-92	David Robinson,	San Antonio	4.49	1992-93	Hakeem Olatunju,	Houston	4.17	1993-94	Dikembe Mutombo,	Denver	4.10	1994-95	Dikembe Mutombo,	Denver	4.31	1995-96	Dikembe Mutombo,	Denver	4.49	1996-97	Shawn Bradley,	NJ - Dallas	3.40																																								
1984-85	Mark Eaton,	Utah	5.56	1985-86	Manute Bol,	Washington	4.36	1986-87	Mark Eaton,	Utah	4.06	1987-88	Mark Eaton,	Utah	3.71	1988-89	Manute Bol,	Golden State	4.31	1989-90	Akeem Olatunju,	Houston	4.59	1990-91	Akeem Olatunju,	Houston	3.95	1991-92	David Robinson,	San Antonio	4.49	1992-93	Hakeem Olatunju,	Houston	4.17	1993-94	Dikembe Mutombo,	Denver	4.10	1994-95	Dikembe Mutombo,	Denver	4.31	1995-96	Dikembe Mutombo,	Denver	4.49	1996-97	Shawn Bradley,	NJ - Dallas	3.40																																												
1985-86	Manute Bol,	Washington	4.36	1986-87	Mark Eaton,	Utah	4.06	1987-88	Mark Eaton,	Utah	3.71	1988-89	Manute Bol,	Golden State	4.31	1989-90	Akeem Olatunju,	Houston	4.59	1990-91	Akeem Olatunju,	Houston	3.95	1991-92	David Robinson,	San Antonio	4.49	1992-93	Hakeem Olatunju,	Houston	4.17	1993-94	Dikembe Mutombo,	Denver	4.10	1994-95	Dikembe Mutombo,	Denver	4.31	1995-96	Dikembe Mutombo,	Denver	4.49	1996-97	Shawn Bradley,	NJ - Dallas	3.40																																																
1986-87	Mark Eaton,	Utah	4.06	1987-88	Mark Eaton,	Utah	3.71	1988-89	Manute Bol,	Golden State	4.31	1989-90	Akeem Olatunju,	Houston	4.59	1990-91	Akeem Olatunju,	Houston	3.95	1991-92	David Robinson,	San Antonio	4.49	1992-93	Hakeem Olatunju,	Houston	4.17	1993-94	Dikembe Mutombo,	Denver	4.10	1994-95	Dikembe Mutombo,	Denver	4.31	1995-96	Dikembe Mutombo,	Denver	4.49	1996-97	Shawn Bradley,	NJ - Dallas	3.40																																																				
1987-88	Mark Eaton,	Utah	3.71	1988-89	Manute Bol,	Golden State	4.31	1989-90	Akeem Olatunju,	Houston	4.59	1990-91	Akeem Olatunju,	Houston	3.95	1991-92	David Robinson,	San Antonio	4.49	1992-93	Hakeem Olatunju,	Houston	4.17	1993-94	Dikembe Mutombo,	Denver	4.10	1994-95	Dikembe Mutombo,	Denver	4.31	1995-96	Dikembe Mutombo,	Denver	4.49	1996-97	Shawn Bradley,	NJ - Dallas	3.40																																																								
1988-89	Manute Bol,	Golden State	4.31	1989-90	Akeem Olatunju,	Houston	4.59	1990-91	Akeem Olatunju,	Houston	3.95	1991-92	David Robinson,	San Antonio	4.49	1992-93	Hakeem Olatunju,	Houston	4.17	1993-94	Dikembe Mutombo,	Denver	4.10	1994-95	Dikembe Mutombo,	Denver	4.31	1995-96	Dikembe Mutombo,	Denver	4.49	1996-97	Shawn Bradley,	NJ - Dallas	3.40																																																												
1989-90	Akeem Olatunju,	Houston	4.59	1990-91	Akeem Olatunju,	Houston	3.95	1991-92	David Robinson,	San Antonio	4.49	1992-93	Hakeem Olatunju,	Houston	4.17	1993-94	Dikembe Mutombo,	Denver	4.10	1994-95	Dikembe Mutombo,	Denver	4.31	1995-96	Dikembe Mutombo,	Denver	4.49	1996-97	Shawn Bradley,	NJ - Dallas	3.40																																																																
1990-91	Akeem Olatunju,	Houston	3.95	1991-92	David Robinson,	San Antonio	4.49	1992-93	Hakeem Olatunju,	Houston	4.17	1993-94	Dikembe Mutombo,	Denver	4.10	1994-95	Dikembe Mutombo,	Denver	4.31	1995-96	Dikembe Mutombo,	Denver	4.49	1996-97	Shawn Bradley,	NJ - Dallas	3.40																																																																				
1991-92	David Robinson,	San Antonio	4.49	1992-93	Hakeem Olatunju,	Houston	4.17	1993-94	Dikembe Mutombo,	Denver	4.10	1994-95	Dikembe Mutombo,	Denver	4.31	1995-96	Dikembe Mutombo,	Denver	4.49	1996-97	Shawn Bradley,	NJ - Dallas	3.40																																																																								
1992-93	Hakeem Olatunju,	Houston	4.17	1993-94	Dikembe Mutombo,	Denver	4.10	1994-95	Dikembe Mutombo,	Denver	4.31	1995-96	Dikembe Mutombo,	Denver	4.49	1996-97	Shawn Bradley,	NJ - Dallas	3.40																																																																												
1993-94	Dikembe Mutombo,	Denver	4.10	1994-95	Dikembe Mutombo,	Denver	4.31	1995-96	Dikembe Mutombo,	Denver	4.49	1996-97	Shawn Bradley,	NJ - Dallas	3.40																																																																																
1994-95	Dikembe Mutombo,	Denver	4.31	1995-96	Dikembe Mutombo,	Denver	4.49	1996-97	Shawn Bradley,	NJ - Dallas	3.40																																																																																				
1995-96	Dikembe Mutombo,	Denver	4.49	1996-97	Shawn Bradley,	NJ - Dallas	3.40																																																																																								
1996-97	Shawn Bradley,	NJ - Dallas	3.40																																																																																												

STEALS

Season	Player	Team	SPG	Season	Player	Team	SPG																																																																																								
1973-74	Larry Steele,	Portland	2.68	1974-75	Rick Barry,	Golden State	2.85	1975-76	Donald Watts,	Seattle	3.18	1976-77	Don Buse,	Indiana	3.47	1977-78	Ron Lee,	Phoenix	2.74	1978-79	M.L. Carr,	Detroit	2.46	1979-80	Michael Richardson,	New York	3.23	1980-81	Erwin Johnson,	L.A. Lakers	3.91	1981-82	Erwin Johnson,	L.A. Lakers	2.67	1982-83	Michael Richardson,	Golden St. - N.J.	2.84	1983-84	Rickey Green,	Utah	2.65	1984-85	Michael Richardson,	New Jersey	2.96	1985-86	Alvin Robertson,	San Antonio	3.67	1986-87	Alvin Robertson,	San Antonio	3.21	1987-88	Michael Jordan,	Chicago	3.16	1988-89	John Stockton,	Utah	3.21	1989-90	Michael Jordan,	Chicago	2.77	1990-91	Alvin Robertson,	Milwaukee	3.00	1991-92	John Stockton,	Utah	2.98	1992-93	Michael Jordan,	Chicago	2.83	1993-94	Nate McMillan,	Seattle	2.96	1994-95	Scottie Pippen,	Chicago	2.94	1995-96	Gary Payton,	Seattle	2.85	1996-97	Mookie Blaylock,	Atlanta	2.72
1974-75	Rick Barry,	Golden State	2.85	1975-76	Donald Watts,	Seattle	3.18	1976-77	Don Buse,	Indiana	3.47	1977-78	Ron Lee,	Phoenix	2.74	1978-79	M.L. Carr,	Detroit	2.46	1979-80	Michael Richardson,	New York	3.23	1980-81	Erwin Johnson,	L.A. Lakers	3.91	1981-82	Erwin Johnson,	L.A. Lakers	2.67	1982-83	Michael Richardson,	Golden St. - N.J.	2.84	1983-84	Rickey Green,	Utah	2.65	1984-85	Michael Richardson,	New Jersey	2.96	1985-86	Alvin Robertson,	San Antonio	3.67	1986-87	Alvin Robertson,	San Antonio	3.21	1987-88	Michael Jordan,	Chicago	3.16	1988-89	John Stockton,	Utah	3.21	1989-90	Michael Jordan,	Chicago	2.77	1990-91	Alvin Robertson,	Milwaukee	3.00	1991-92	John Stockton,	Utah	2.98	1992-93	Michael Jordan,	Chicago	2.83	1993-94	Nate McMillan,	Seattle	2.96	1994-95	Scottie Pippen,	Chicago	2.94	1995-96	Gary Payton,	Seattle	2.85	1996-97	Mookie Blaylock,	Atlanta	2.72				
1975-76	Donald Watts,	Seattle	3.18	1976-77	Don Buse,	Indiana	3.47	1977-78	Ron Lee,	Phoenix	2.74	1978-79	M.L. Carr,	Detroit	2.46	1979-80	Michael Richardson,	New York	3.23	1980-81	Erwin Johnson,	L.A. Lakers	3.91	1981-82	Erwin Johnson,	L.A. Lakers	2.67	1982-83	Michael Richardson,	Golden St. - N.J.	2.84	1983-84	Rickey Green,	Utah	2.65	1984-85	Michael Richardson,	New Jersey	2.96	1985-86	Alvin Robertson,	San Antonio	3.67	1986-87	Alvin Robertson,	San Antonio	3.21	1987-88	Michael Jordan,	Chicago	3.16	1988-89	John Stockton,	Utah	3.21	1989-90	Michael Jordan,	Chicago	2.77	1990-91	Alvin Robertson,	Milwaukee	3.00	1991-92	John Stockton,	Utah	2.98	1992-93	Michael Jordan,	Chicago	2.83	1993-94	Nate McMillan,	Seattle	2.96	1994-95	Scottie Pippen,	Chicago	2.94	1995-96	Gary Payton,	Seattle	2.85	1996-97	Mookie Blaylock,	Atlanta	2.72								
1976-77	Don Buse,	Indiana	3.47	1977-78	Ron Lee,	Phoenix	2.74	1978-79	M.L. Carr,	Detroit	2.46	1979-80	Michael Richardson,	New York	3.23	1980-81	Erwin Johnson,	L.A. Lakers	3.91	1981-82	Erwin Johnson,	L.A. Lakers	2.67	1982-83	Michael Richardson,	Golden St. - N.J.	2.84	1983-84	Rickey Green,	Utah	2.65	1984-85	Michael Richardson,	New Jersey	2.96	1985-86	Alvin Robertson,	San Antonio	3.67	1986-87	Alvin Robertson,	San Antonio	3.21	1987-88	Michael Jordan,	Chicago	3.16	1988-89	John Stockton,	Utah	3.21	1989-90	Michael Jordan,	Chicago	2.77	1990-91	Alvin Robertson,	Milwaukee	3.00	1991-92	John Stockton,	Utah	2.98	1992-93	Michael Jordan,	Chicago	2.83	1993-94	Nate McMillan,	Seattle	2.96	1994-95	Scottie Pippen,	Chicago	2.94	1995-96	Gary Payton,	Seattle	2.85	1996-97	Mookie Blaylock,	Atlanta	2.72												
1977-78	Ron Lee,	Phoenix	2.74	1978-79	M.L. Carr,	Detroit	2.46	1979-80	Michael Richardson,	New York	3.23	1980-81	Erwin Johnson,	L.A. Lakers	3.91	1981-82	Erwin Johnson,	L.A. Lakers	2.67	1982-83	Michael Richardson,	Golden St. - N.J.	2.84	1983-84	Rickey Green,	Utah	2.65	1984-85	Michael Richardson,	New Jersey	2.96	1985-86	Alvin Robertson,	San Antonio	3.67	1986-87	Alvin Robertson,	San Antonio	3.21	1987-88	Michael Jordan,	Chicago	3.16	1988-89	John Stockton,	Utah	3.21	1989-90	Michael Jordan,	Chicago	2.77	1990-91	Alvin Robertson,	Milwaukee	3.00	1991-92	John Stockton,	Utah	2.98	1992-93	Michael Jordan,	Chicago	2.83	1993-94	Nate McMillan,	Seattle	2.96	1994-95	Scottie Pippen,	Chicago	2.94	1995-96	Gary Payton,	Seattle	2.85	1996-97	Mookie Blaylock,	Atlanta	2.72																
1978-79	M.L. Carr,	Detroit	2.46	1979-80	Michael Richardson,	New York	3.23	1980-81	Erwin Johnson,	L.A. Lakers	3.91	1981-82	Erwin Johnson,	L.A. Lakers	2.67	1982-83	Michael Richardson,	Golden St. - N.J.	2.84	1983-84	Rickey Green,	Utah	2.65	1984-85	Michael Richardson,	New Jersey	2.96	1985-86	Alvin Robertson,	San Antonio	3.67	1986-87	Alvin Robertson,	San Antonio	3.21	1987-88	Michael Jordan,	Chicago	3.16	1988-89	John Stockton,	Utah	3.21	1989-90	Michael Jordan,	Chicago	2.77	1990-91	Alvin Robertson,	Milwaukee	3.00	1991-92	John Stockton,	Utah	2.98	1992-93	Michael Jordan,	Chicago	2.83	1993-94	Nate McMillan,	Seattle	2.96	1994-95	Scottie Pippen,	Chicago	2.94	1995-96	Gary Payton,	Seattle	2.85	1996-97	Mookie Blaylock,	Atlanta	2.72																				
1979-80	Michael Richardson,	New York	3.23	1980-81	Erwin Johnson,	L.A. Lakers	3.91	1981-82	Erwin Johnson,	L.A. Lakers	2.67	1982-83	Michael Richardson,	Golden St. - N.J.	2.84	1983-84	Rickey Green,	Utah	2.65	1984-85	Michael Richardson,	New Jersey	2.96	1985-86	Alvin Robertson,	San Antonio	3.67	1986-87	Alvin Robertson,	San Antonio	3.21	1987-88	Michael Jordan,	Chicago	3.16	1988-89	John Stockton,	Utah	3.21	1989-90	Michael Jordan,	Chicago	2.77	1990-91	Alvin Robertson,	Milwaukee	3.00	1991-92	John Stockton,	Utah	2.98	1992-93	Michael Jordan,	Chicago	2.83	1993-94	Nate McMillan,	Seattle	2.96	1994-95	Scottie Pippen,	Chicago	2.94	1995-96	Gary Payton,	Seattle	2.85	1996-97	Mookie Blaylock,	Atlanta	2.72																								
1980-81	Erwin Johnson,	L.A. Lakers	3.91	1981-82	Erwin Johnson,	L.A. Lakers	2.67	1982-83	Michael Richardson,	Golden St. - N.J.	2.84	1983-84	Rickey Green,	Utah	2.65	1984-85	Michael Richardson,	New Jersey	2.96	1985-86	Alvin Robertson,	San Antonio	3.67	1986-87	Alvin Robertson,	San Antonio	3.21	1987-88	Michael Jordan,	Chicago	3.16	1988-89	John Stockton,	Utah	3.21	1989-90	Michael Jordan,	Chicago	2.77	1990-91	Alvin Robertson,	Milwaukee	3.00	1991-92	John Stockton,	Utah	2.98	1992-93	Michael Jordan,	Chicago	2.83	1993-94	Nate McMillan,	Seattle	2.96	1994-95	Scottie Pippen,	Chicago	2.94	1995-96	Gary Payton,	Seattle	2.85	1996-97	Mookie Blaylock,	Atlanta	2.72																												
1981-82	Erwin Johnson,	L.A. Lakers	2.67	1982-83	Michael Richardson,	Golden St. - N.J.	2.84	1983-84	Rickey Green,	Utah	2.65	1984-85	Michael Richardson,	New Jersey	2.96	1985-86	Alvin Robertson,	San Antonio	3.67	1986-87	Alvin Robertson,	San Antonio	3.21	1987-88	Michael Jordan,	Chicago	3.16	1988-89	John Stockton,	Utah	3.21	1989-90	Michael Jordan,	Chicago	2.77	1990-91	Alvin Robertson,	Milwaukee	3.00	1991-92	John Stockton,	Utah	2.98	1992-93	Michael Jordan,	Chicago	2.83	1993-94	Nate McMillan,	Seattle	2.96	1994-95	Scottie Pippen,	Chicago	2.94	1995-96	Gary Payton,	Seattle	2.85	1996-97	Mookie Blaylock,	Atlanta	2.72																																
1982-83	Michael Richardson,	Golden St. - N.J.	2.84	1983-84	Rickey Green,	Utah	2.65	1984-85	Michael Richardson,	New Jersey	2.96	1985-86	Alvin Robertson,	San Antonio	3.67	1986-87	Alvin Robertson,	San Antonio	3.21	1987-88	Michael Jordan,	Chicago	3.16	1988-89	John Stockton,	Utah	3.21	1989-90	Michael Jordan,	Chicago	2.77	1990-91	Alvin Robertson,	Milwaukee	3.00	1991-92	John Stockton,	Utah	2.98	1992-93	Michael Jordan,	Chicago	2.83	1993-94	Nate McMillan,	Seattle	2.96	1994-95	Scottie Pippen,	Chicago	2.94	1995-96	Gary Payton,	Seattle	2.85	1996-97	Mookie Blaylock,	Atlanta	2.72																																				
1983-84	Rickey Green,	Utah	2.65	1984-85	Michael Richardson,	New Jersey	2.96	1985-86	Alvin Robertson,	San Antonio	3.67	1986-87	Alvin Robertson,	San Antonio	3.21	1987-88	Michael Jordan,	Chicago	3.16	1988-89	John Stockton,	Utah	3.21	1989-90	Michael Jordan,	Chicago	2.77	1990-91	Alvin Robertson,	Milwaukee	3.00	1991-92	John Stockton,	Utah	2.98	1992-93	Michael Jordan,	Chicago	2.83	1993-94	Nate McMillan,	Seattle	2.96	1994-95	Scottie Pippen,	Chicago	2.94	1995-96	Gary Payton,	Seattle	2.85	1996-97	Mookie Blaylock,	Atlanta	2.72																																								
1984-85	Michael Richardson,	New Jersey	2.96	1985-86	Alvin Robertson,	San Antonio	3.67	1986-87	Alvin Robertson,	San Antonio	3.21	1987-88	Michael Jordan,	Chicago	3.16	1988-89	John Stockton,	Utah	3.21	1989-90	Michael Jordan,	Chicago	2.77	1990-91	Alvin Robertson,	Milwaukee	3.00	1991-92	John Stockton,	Utah	2.98	1992-93	Michael Jordan,	Chicago	2.83	1993-94	Nate McMillan,	Seattle	2.96	1994-95	Scottie Pippen,	Chicago	2.94	1995-96	Gary Payton,	Seattle	2.85	1996-97	Mookie Blaylock,	Atlanta	2.72																																												
1985-86	Alvin Robertson,	San Antonio	3.67	1986-87	Alvin Robertson,	San Antonio	3.21	1987-88	Michael Jordan,	Chicago	3.16	1988-89	John Stockton,	Utah	3.21	1989-90	Michael Jordan,	Chicago	2.77	1990-91	Alvin Robertson,	Milwaukee	3.00	1991-92	John Stockton,	Utah	2.98	1992-93	Michael Jordan,	Chicago	2.83	1993-94	Nate McMillan,	Seattle	2.96	1994-95	Scottie Pippen,	Chicago	2.94	1995-96	Gary Payton,	Seattle	2.85	1996-97	Mookie Blaylock,	Atlanta	2.72																																																
1986-87	Alvin Robertson,	San Antonio	3.21	1987-88	Michael Jordan,	Chicago	3.16	1988-89	John Stockton,	Utah	3.21	1989-90	Michael Jordan,	Chicago	2.77	1990-91	Alvin Robertson,	Milwaukee	3.00	1991-92	John Stockton,	Utah	2.98	1992-93	Michael Jordan,	Chicago	2.83	1993-94	Nate McMillan,	Seattle	2.96	1994-95	Scottie Pippen,	Chicago	2.94	1995-96	Gary Payton,	Seattle	2.85	1996-97	Mookie Blaylock,	Atlanta	2.72																																																				
1987-88	Michael Jordan,	Chicago	3.16	1988-89	John Stockton,	Utah	3.21	1989-90	Michael Jordan,	Chicago	2.77	1990-91	Alvin Robertson,	Milwaukee	3.00	1991-92	John Stockton,	Utah	2.98	1992-93	Michael Jordan,	Chicago	2.83	1993-94	Nate McMillan,	Seattle	2.96	1994-95	Scottie Pippen,	Chicago	2.94	1995-96	Gary Payton,	Seattle	2.85	1996-97	Mookie Blaylock,	Atlanta	2.72																																																								
1988-89	John Stockton,	Utah	3.21	1989-90	Michael Jordan,	Chicago	2.77	1990-91	Alvin Robertson,	Milwaukee	3.00	1991-92	John Stockton,	Utah	2.98	1992-93	Michael Jordan,	Chicago	2.83	1993-94	Nate McMillan,	Seattle	2.96	1994-95	Scottie Pippen,	Chicago	2.94	1995-96	Gary Payton,	Seattle	2.85	1996-97	Mookie Blaylock,	Atlanta	2.72																																																												
1989-90	Michael Jordan,	Chicago	2.77	1990-91	Alvin Robertson,	Milwaukee	3.00	1991-92	John Stockton,	Utah	2.98	1992-93	Michael Jordan,	Chicago	2.83	1993-94	Nate McMillan,	Seattle	2.96	1994-95	Scottie Pippen,	Chicago	2.94	1995-96	Gary Payton,	Seattle	2.85	1996-97	Mookie Blaylock,	Atlanta	2.72																																																																
1990-91	Alvin Robertson,	Milwaukee	3.00	1991-92	John Stockton,	Utah	2.98	1992-93	Michael Jordan,	Chicago	2.83	1993-94	Nate McMillan,	Seattle	2.96	1994-95	Scottie Pippen,	Chicago	2.94	1995-96	Gary Payton,	Seattle	2.85	1996-97	Mookie Blaylock,	Atlanta	2.72																																																																				
1991-92	John Stockton,	Utah	2.98	1992-93	Michael Jordan,	Chicago	2.83	1993-94	Nate McMillan,	Seattle	2.96	1994-95	Scottie Pippen,	Chicago	2.94	1995-96	Gary Payton,	Seattle	2.85	1996-97	Mookie Blaylock,	Atlanta	2.72																																																																								
1992-93	Michael Jordan,	Chicago	2.83	1993-94	Nate McMillan,	Seattle	2.96	1994-95	Scottie Pippen,	Chicago	2.94	1995-96	Gary Payton,	Seattle	2.85	1996-97	Mookie Blaylock,	Atlanta	2.72																																																																												
1993-94	Nate McMillan,	Seattle	2.96	1994-95	Scottie Pippen,	Chicago	2.94	1995-96	Gary Payton,	Seattle	2.85	1996-97	Mookie Blaylock,	Atlanta	2.72																																																																																
1994-95	Scottie Pippen,	Chicago	2.94	1995-96	Gary Payton,	Seattle	2.85	1996-97	Mookie Blaylock,	Atlanta	2.72																																																																																				
1995-96	Gary Payton,	Seattle	2.85	1996-97	Mookie Blaylock,	Atlanta	2.72																																																																																								
1996-97	Mookie Blaylock,	Atlanta	2.72																																																																																												

THREE-POINT FIELD GOAL PERCENTAGE

Season	Player	Team	Pct	Season	Player	Team	Pct																																																																												
1979-80	Fred Brown,	Seattle	.443	1980-81	Brian Taylor,	San Diego	.383	1981-82	Campy Russell,	New York	.439	1982-83	Tom Dunley,	San Antonio	.345	1983-84	Darrell Griffith,	Utah	.361	1984-85	Byron Scott,	L.A. Lakers	.433	1985-86	Craig Hodges,	Milwaukee	.451	1986-87	Kiki Vandeweghe,	Portland	.481	1987-88	Craig Hodges,	Milw. - Phoenix	.491	1988-89	Jon Sundvold,	Miami	.522	1989-90	Steve Kerr,	Cleveland	.507	1990-91	Jim Les,	Sacramento	.461	1991-92	Dana Barros,	Seattle	.446	1992-93	B.J. Armstrong,	Chicago	.453	1993-94	Tracy Murray,	Portland	.459	1994-95	Steve Kerr,	Chicago	.524	1995-96	Tim Lincecum,	Seattle	.522	1996-97	Glen Rice,	Charlotte	.470	1997-98	Dale Ellis,	Seattle	.464	1998-99	Del Curry,	Milwaukee	.476	1999-00	Hubert Davis,	Dallas	.491
1980-81	Brian Taylor,	San Diego	.383	1981-82	Campy Russell,	New York	.439	1982-83	Tom Dunley,	San Antonio	.345	1983-84	Darrell Griffith,	Utah	.361	1984-85	Byron Scott,	L.A. Lakers	.433	1985-86	Craig Hodges,	Milwaukee	.451	1986-87	Kiki Vandeweghe,	Portland	.481	1987-88	Craig Hodges,	Milw. - Phoenix	.491	1988-89	Jon Sundvold,	Miami	.522	1989-90	Steve Kerr,	Cleveland	.507	1990-91	Jim Les,	Sacramento	.461	1991-92	Dana Barros,	Seattle	.446	1992-93	B.J. Armstrong,	Chicago	.453	1993-94	Tracy Murray,	Portland	.459	1994-95	Steve Kerr,	Chicago	.524	1995-96	Tim Lincecum,	Seattle	.522	1996-97	Glen Rice,	Charlotte	.470	1997-98	Dale Ellis,	Seattle	.464	1998-99	Del Curry,	Milwaukee	.476	1999-00	Hubert Davis,	Dallas	.491				
1981-82	Campy Russell,	New York	.439	1982-83	Tom Dunley,	San Antonio	.345	1983-84	Darrell Griffith,	Utah	.361	1984-85	Byron Scott,	L.A. Lakers	.433	1985-86	Craig Hodges,	Milwaukee	.451	1986-87	Kiki Vandeweghe,	Portland	.481	1987-88	Craig Hodges,	Milw. - Phoenix	.491	1988-89	Jon Sundvold,	Miami	.522	1989-90	Steve Kerr,	Cleveland	.507	1990-91	Jim Les,	Sacramento	.461	1991-92	Dana Barros,	Seattle	.446	1992-93	B.J. Armstrong,	Chicago	.453	1993-94	Tracy Murray,	Portland	.459	1994-95	Steve Kerr,	Chicago	.524	1995-96	Tim Lincecum,	Seattle	.522	1996-97	Glen Rice,	Charlotte	.470	1997-98	Dale Ellis,	Seattle	.464	1998-99	Del Curry,	Milwaukee	.476	1999-00	Hubert Davis,	Dallas	.491								
1982-83	Tom Dunley,	San Antonio	.345	1983-84	Darrell Griffith,	Utah	.361	1984-85	Byron Scott,	L.A. Lakers	.433	1985-86	Craig Hodges,	Milwaukee	.451	1986-87	Kiki Vandeweghe,	Portland	.481	1987-88	Craig Hodges,	Milw. - Phoenix	.491	1988-89	Jon Sundvold,	Miami	.522	1989-90	Steve Kerr,	Cleveland	.507	1990-91	Jim Les,	Sacramento	.461	1991-92	Dana Barros,	Seattle	.446	1992-93	B.J. Armstrong,	Chicago	.453	1993-94	Tracy Murray,	Portland	.459	1994-95	Steve Kerr,	Chicago	.524	1995-96	Tim Lincecum,	Seattle	.522	1996-97	Glen Rice,	Charlotte	.470	1997-98	Dale Ellis,	Seattle	.464	1998-99	Del Curry,	Milwaukee	.476	1999-00	Hubert Davis,	Dallas	.491												
1983-84	Darrell Griffith,	Utah	.361	1984-85	Byron Scott,	L.A. Lakers	.433	1985-86	Craig Hodges,	Milwaukee	.451	1986-87	Kiki Vandeweghe,	Portland	.481	1987-88	Craig Hodges,	Milw. - Phoenix	.491	1988-89	Jon Sundvold,	Miami	.522	1989-90	Steve Kerr,	Cleveland	.507	1990-91	Jim Les,	Sacramento	.461	1991-92	Dana Barros,	Seattle	.446	1992-93	B.J. Armstrong,	Chicago	.453	1993-94	Tracy Murray,	Portland	.459	1994-95	Steve Kerr,	Chicago	.524	1995-96	Tim Lincecum,	Seattle	.522	1996-97	Glen Rice,	Charlotte	.470	1997-98	Dale Ellis,	Seattle	.464	1998-99	Del Curry,	Milwaukee	.476	1999-00	Hubert Davis,	Dallas	.491																
1984-85	Byron Scott,	L.A. Lakers	.433	1985-86	Craig Hodges,	Milwaukee	.451	1986-87	Kiki Vandeweghe,	Portland	.481	1987-88	Craig Hodges,	Milw. - Phoenix	.491	1988-89	Jon Sundvold,	Miami	.522	1989-90	Steve Kerr,	Cleveland	.507	1990-91	Jim Les,	Sacramento	.461	1991-92	Dana Barros,	Seattle	.446	1992-93	B.J. Armstrong,	Chicago	.453	1993-94	Tracy Murray,	Portland	.459	1994-95	Steve Kerr,	Chicago	.524	1995-96	Tim Lincecum,	Seattle	.522	1996-97	Glen Rice,	Charlotte	.470	1997-98	Dale Ellis,	Seattle	.464	1998-99	Del Curry,	Milwaukee	.476	1999-00	Hubert Davis,	Dallas	.491																				
1985-86	Craig Hodges,	Milwaukee	.451	1986-87	Kiki Vandeweghe,	Portland	.481	1987-88	Craig Hodges,	Milw. - Phoenix	.491	1988-89	Jon Sundvold,	Miami	.522	1989-90	Steve Kerr,	Cleveland	.507	1990-91	Jim Les,	Sacramento	.461	1991-92	Dana Barros,	Seattle	.446	1992-93	B.J. Armstrong,	Chicago	.453	1993-94	Tracy Murray,	Portland	.459	1994-95	Steve Kerr,	Chicago	.524	1995-96	Tim Lincecum,	Seattle	.522	1996-97	Glen Rice,	Charlotte	.470	1997-98	Dale Ellis,	Seattle	.464	1998-99	Del Curry,	Milwaukee	.476	1999-00	Hubert Davis,	Dallas	.491																								
1986-87	Kiki Vandeweghe,	Portland	.481	1987-88	Craig Hodges,	Milw. - Phoenix	.491	1988-89	Jon Sundvold,	Miami	.522	1989-90	Steve Kerr,	Cleveland	.507	1990-91	Jim Les,	Sacramento	.461	1991-92	Dana Barros,	Seattle	.446	1992-93	B.J. Armstrong,	Chicago	.453	1993-94	Tracy Murray,	Portland	.459	1994-95	Steve Kerr,	Chicago	.524	1995-96	Tim Lincecum,	Seattle	.522	1996-97	Glen Rice,	Charlotte	.470	1997-98	Dale Ellis,	Seattle	.464	1998-99	Del Curry,	Milwaukee	.476	1999-00	Hubert Davis,	Dallas	.491																												
1987-88	Craig Hodges,	Milw. - Phoenix	.491	1988-89	Jon Sundvold,	Miami	.522	1989-90	Steve Kerr,	Cleveland	.507	1990-91	Jim Les,	Sacramento	.461	1991-92	Dana Barros,	Seattle	.446	1992-93	B.J. Armstrong,	Chicago	.453	1993-94	Tracy Murray,	Portland	.459	1994-95	Steve Kerr,	Chicago	.524	1995-96	Tim Lincecum,	Seattle	.522	1996-97	Glen Rice,	Charlotte	.470	1997-98	Dale Ellis,	Seattle	.464	1998-99	Del Curry,	Milwaukee	.476	1999-00	Hubert Davis,	Dallas	.491																																
1988-89	Jon Sundvold,	Miami	.522	1989-90	Steve Kerr,	Cleveland	.507	1990-91	Jim Les,	Sacramento	.461	1991-92	Dana Barros,	Seattle	.446	1992-93	B.J. Armstrong,	Chicago	.453	1993-94	Tracy Murray,	Portland	.459	1994-95	Steve Kerr,	Chicago	.524	1995-96	Tim Lincecum,	Seattle	.522	1996-97	Glen Rice,	Charlotte	.470	1997-98	Dale Ellis,	Seattle	.464	1998-99	Del Curry,	Milwaukee	.476	1999-00	Hubert Davis,	Dallas	.491																																				
1989-90	Steve Kerr,	Cleveland	.507	1990-91	Jim Les,	Sacramento	.461	1991-92	Dana Barros,	Seattle	.446	1992-93	B.J. Armstrong,	Chicago	.453	1993-94	Tracy Murray,	Portland	.459	1994-95	Steve Kerr,	Chicago	.524	1995-96	Tim Lincecum,	Seattle	.522	1996-97	Glen Rice,	Charlotte	.470	1997-98	Dale Ellis,	Seattle	.464	1998-99	Del Curry,	Milwaukee	.476	1999-00	Hubert Davis,	Dallas	.491																																								
1990-91	Jim Les,	Sacramento	.461	1991-92	Dana Barros,	Seattle	.446	1992-93	B.J. Armstrong,	Chicago	.453	1993-94	Tracy Murray,	Portland	.459	1994-95	Steve Kerr,	Chicago	.524	1995-96	Tim Lincecum,	Seattle	.522	1996-97	Glen Rice,	Charlotte	.470	1997-98	Dale Ellis,	Seattle	.464	1998-99	Del Curry,	Milwaukee	.476	1999-00	Hubert Davis,	Dallas	.491																																												
1991-92	Dana Barros,	Seattle	.446	1992-93	B.J. Armstrong,	Chicago	.453	1993-94	Tracy Murray,	Portland	.459	1994-95	Steve Kerr,	Chicago	.524	1995-96	Tim Lincecum,	Seattle	.522	1996-97	Glen Rice,	Charlotte	.470	1997-98	Dale Ellis,	Seattle	.464	1998-99	Del Curry,	Milwaukee	.476	1999-00	Hubert Davis,	Dallas	.491																																																
1992-93	B.J. Armstrong,	Chicago	.453	1993-94	Tracy Murray,	Portland	.459	1994-95	Steve Kerr,	Chicago	.524	1995-96	Tim Lincecum,	Seattle	.522	1996-97	Glen Rice,	Charlotte	.470	1997-98	Dale Ellis,	Seattle	.464	1998-99	Del Curry,	Milwaukee	.476	1999-00	Hubert Davis,	Dallas	.491																																																				
1993-94	Tracy Murray,	Portland	.459	1994-95	Steve Kerr,	Chicago	.524	1995-96	Tim Lincecum,	Seattle	.522	1996-97	Glen Rice,	Charlotte	.470	1997-98	Dale Ellis,	Seattle	.464	1998-99	Del Curry,	Milwaukee	.476	1999-00	Hubert Davis,	Dallas	.491																																																								
1994-95	Steve Kerr,	Chicago	.524	1995-96	Tim Lincecum,	Seattle	.522	1996-97	Glen Rice,	Charlotte	.470	1997-98	Dale Ellis,	Seattle	.464	1998-99	Del Curry,	Milwaukee	.476	1999-00	Hubert Davis,	Dallas	.491																																																												
1995-96	Tim Lincecum,	Seattle	.522	1996-97	Glen Rice,	Charlotte	.470	1997-98	Dale Ellis,	Seattle	.464	1998-99	Del Curry,	Milwaukee	.476	1999-00	Hubert Davis,	Dallas	.491																																																																
1996-97	Glen Rice,	Charlotte	.470	1997-98	Dale Ellis,	Seattle	.464	1998-99	Del Curry,	Milwaukee	.476	1999-00	Hubert Davis,	Dallas	.491																																																																				
1997-98	Dale Ellis,	Seattle	.464	1998-99	Del Curry,	Milwaukee	.476	1999-00	Hubert Davis,	Dallas	.491																																																																								
1998-99	Del Curry,	Milwaukee	.476	1999-00	Hubert Davis,	Dallas	.491																																																																												
1999-00	Hubert Davis,	Dallas	.491																																																																																

ATLANTA HAWKS

ALL-TIME NBA TEAM RECORDS

ALL-TIME OVERALL

Team	W	L	Pct
San Antonio Spurs	2227	1394	.615
Chicago Stags *	145	92	.612
Los Angeles Lakers	3427	2331	.595
Boston Celtics	3462	2406	.590
Washington Capitols *	1457	114	.579
Anderson Packers *	37	27	.578
Utah Jazz	2060	1726	.544
Oklahoma City Thunder	2349	2011	.539
Portland Trail Blazers	2211	1905	.537
Phoenix Suns	2271	2008	.531
Milwaukee Bucks	2231	2048	.521
Philadelphia 76ers	2940	2746	.518
St. Louis Bombers *	122	115	.515
Chicago Bulls	2258	2176	.509
Dallas Mavericks	1657	1640	.503
Indiana Pacers	1823	1799	.503
Cleveland Rebels *	30	30	.500
Denver Nuggets	1796	1827	.496
Atlanta Hawks	2807	2884	.493
Indianapolis Olympians *	132	137	.491
New York Knickerbockers	2840	3019	.485
Detroit Pistons	2773	2979	.482
Golden State Warriors	2826	3031	.482
Toronto Raptors	982	1082	.476
Orlando Magic	1212	1345	.474
New Orleans Pelicans	704	818	.463
Cleveland Cavaliers	1889	2218	.460
Sacramento Kings	2624	3135	.456
Washington Wizards	2187	2654	.452
Charlotte Hornets	1083	1384	.439
Brooklyn Nets	1533	2089	.423
Memphis Grizzlies	864	1201	.418
Los Angeles Clippers	1706	2408	.415
Minnesota Timberwolves	1003	1545	.394
Toronto Huskies*	32	38	.367
Sheboygan Redskins*	22	40	.355
Baltimore Bullets*	158	292	.351
Detroit Falcons*	20	40	.333
Waterloo Hawks*	19	43	.306
Indianapolis Jets*	18	42	.300
Providence Steamrollers*	46	122	.274
Pittsburgh Ironmen*	15	45	.250
Denver Nuggets*	11	51	.177

ALL-TIME HOME

Team	W	L	Pct
San Antonio Spurs	1334	475	.737
Washington Capitols *	97	37	.724
Anderson Packers *	23	9	.719
Los Angeles Lakers	1949	814	.705
Indianapolis Olympians *	86	37	.699
Boston Celtics	1906	844	.693
Utah Jazz	1299	593	.687
Chicago Stags *	70	33	.680
Portland Trail Blazers	1385	669	.674
Oklahoma City Thunder	1437	760	.654
Phoenix Suns	1394	740	.653
Denver Nuggets	1140	631	.644
Philadelphia 76ers	1721	966	.640
St. Louis Bombers *	73	41	.640
Houston Rockets	1374	782	.637
Milwaukee Bucks	1341	771	.635
Atlanta Hawks	1708	1008	.629
Indiana Pacers	1161	691	.627
Miami Heat	814	505	.617
Chicago Bulls	1349	848	.614
Detroit Pistons	1670	1108	.601
Dallas Mavericks	973	676	.590
New York Knickerbockers	1642	1144	.589
Sacramento Kings	1603	1120	.589
Cleveland Cavaliers	1207	860	.584
Orlando Magic	740	536	.580
Golden State Warriors	1655	1203	.579
Washington Wizards	1346	1010	.571
Cleveland Rebels *	17	13	.567
New Orleans Pelicans	742	588	.558
Toronto Raptors	572	460	.554
Sheboygan Redskins*	17	14	.548
Waterloo Hawks*	17	15	.531
Brooklyn Nets	960	851	.530
Baltimore Bullets*	111	100	.526
Los Angeles Clippers	1075	968	.526
Memphis Grizzlies	526	507	.509
Toronto Huskies*	15	15	.500
Charlotte Hornets	336	338	.499
Indianapolis Jets*	14	15	.483
Minnesota Timberwolves	581	652	.471
Detroit Falcons*	12	18	.400
Denver Nuggets*	9	15	.375
Pittsburgh Ironmen*	11	19	.367
Providence Steamrollers*	29	55	.345

ALL-TIME ROAD

Team	W	L	Pct
Chicago Stags *	63	58	.521
San Antonio Spurs	893	919	.493
Los Angeles Lakers	1339	1412	.487
Boston Celtics	1354	1512	.472
Washington Capitols *	58	72	.446
Cleveland Rebels *	13	17	.433
Oklahoma City Thunder	912	1243	.423
Miami Heat	573	788	.421
Dallas Mavericks	694	964	.415
Houston Rockets	887	1260	.413
Milwaukee Bucks	876	1262	.410
Phoenix Suns	868	1250	.410
Chicago Bulls	878	1295	.404
Portland Trail Blazers	824	1224	.402
Utah Jazz	761	1133	.402
Philadelphia 76ers	1082	1632	.399
Toronto Raptors	419	654	.390
St. Louis Bombers *	45	71	.388
New Orleans Pelicans	503	816	.381
Anderson Packers *	11	18	.379
New York Knickerbockers	1058	1742	.378
Orlando Magic	472	808	.369
Indiana Pacers	650	1120	.367
Detroit Pistons	976	1713	.363
Atlanta Hawks	972	1713	.362
Golden State Warriors	1007	1798	.359
Denver Nuggets	618	1363	.341
Cleveland Cavaliers	686	1353	.336
Washington Wizards	784	1550	.336
Memphis Grizzlies	684	328	.676
Sacramento Kings	862	1863	.316
Brooklyn Nets	565	1238	.313
Minnesota Timberwolves	392	881	.308
Charlotte Hornets	205	462	.307
Los Angeles Clippers	621	1421	.304
Detroit Falcons*	8	22	.267
Indianapolis Olympians*	31	89	.258
Toronto Huskies*	7	23	.233
Providence Steamrollers*	17	65	.207
Baltimore Bullets*	36	141	.203
Sheboygan Redskins*	5	22	.185
Indianapolis Jets*	4	22	.154
Pittsburgh Ironmen*	4	26	.133
Waterloo Hawks*	1	22	.043
Denver Nuggets*	1	26	.037

ALL-TIME NEUTRAL COURT

Team	W	L	Pct
Anderson Packers *	3	0	1.000
Chicago Stags *	12	1	.923
Boston Celtics	202	88	.697
Milwaukee Bucks	24	15	.615
Indianapolis Olympians *	15	11	.577
St. Louis Bombers *	4	3	.571
Golden State Warriors	165	130	.559
Philadelphia 76ers	161	133	.548
Cleveland Cavaliers	6	5	.545
Los Angeles Lakers	139	121	.535
Sacramento Kings	149	142	.512
New York Knickerbockers	130	133	.494
Chicago Bulls	31	33	.484
Detroit Pistons	144	182	.442
Houston Rockets	25	32	.439
Atlanta Hawks	127	163	.438
Washington Wizards	57	94	.377
Oklahoma City Thunder	18	31	.367
Los Angeles Clippers	10	18	.357
Phoenix Suns	9	18	.333
Washington Capitols*	2	5	.286
Baltimore Bullets*	11	51	.177
Portland Trail Blazers	2	12	.143
Waterloo Hawks*	1	6	.143
Denver Nuggets*	1	10	.091
Providence Steamrollers*	0	2	.000
Sheboygan Redskins*	0	4	.000
Indianapolis Jets*	0	5	.000

(* Defunct franchise)

(** Neutral court records kept prior to 73-74 season)





OPPONENTS



8 **DANILO**
GALLINARI

BOSTON CELTICS

226 Causeway St., 4th Floor
Boston, MA 02144
(617) 854-8000



2020-21 RESULTS

Atlanta, 2-1
(High Scorer, ATL/BOS)
Feb. 17 at Boston (122-114, Hawks)
Young 40/Tatum 35
Feb. 19 at Boston (121-109, Celtics)
Young 31/Walker 28
Feb. 24 vs. Boston (127-112, Hawks)
Gallinari 38/Brown 17

SERIES FACTS

Current Streak: Atlanta, one win
Current Home Streak: Won 1
Current Road Streak: Lost 1
Last Home Win: 2/24/21, 127-112
Last Road Win: 2/27/21, 122-114
Last Home Loss: 2/3/20, 123-115
Last Road Loss: 2/19/21, 121-109
Biggest Win: 32 (2/28/78), 117-85
Biggest Loss: 26 (11/16/77), 131-105

ATLANTA ALL-TIME RECORD vs. BOSTON

Season	Home	Road	Neutral	Total
49-68*	33-32	7-54	11-21	51-103
68-69	2-1	1-2	0-0	3-3
69-70	3-0	3-0	0-0	6-0
70-71	1-2	1-2	0-0	2-4
71-72	0-2	0-2	0-0	0-4
72-73	0-3	1-2	0-0	1-5
73-74	1-2	0-2	0-1	1-5
74-75	0-2	0-2	0-0	0-4
75-76	1-1	0-2	1-0	2-3
76-77	0-2	0-2	0-0	0-4
77-78	2-0	0-1	0-1	2-2
78-79	1-1	1-1	0-0	2-2
79-80	1-2	1-1	0-1	2-4
80-81	1-2	1-1	0-1	2-4
81-82	1-2	0-3	0-0	1-5
82-83	0-3	1-2	0-0	1-5
83-84	0-2	0-3	0-0	0-5
84-85	0-3	1-1	0-0	1-4
85-86	0-3	0-3	0-0	0-6
86-87	3-0	0-3	0-0	3-3
87-88	2-1	0-3	0-0	2-4
88-89	2-0	1-1	0-0	3-1
89-90	1-1	0-2	0-0	1-3
90-91	2-0	1-1	0-0	3-1
91-92	2-0	0-1	1-0	3-1
92-93	1-1	0-1	1-0	2-2
93-94	2-0	2-0	0-0	4-0

Season	Home	Road	Neutral	Total
94-95	2-0	1-1	0-0	3-1
95-96	2-0	2-0	0-0	4-0
96-97	2-0	1-1	0-0	3-1
97-98	1-1	1-0	0-0	2-1
98-99	2-0	1-0	0-0	3-0
99-00	1-1	0-2	0-0	1-3
00-01	1-1	0-2	0-0	1-3
01-02	1-1	1-1	0-0	2-2
02-03	0-1	0-2	0-0	0-3
03-04	2-0	1-1	0-0	3-1
04-05	1-1	0-2	0-0	1-3
05-06	1-1	1-0	0-0	2-1
06-07	2-0	1-1	0-0	3-1
07-08	0-1	0-2	0-0	0-3
08-09	0-2	0-2	0-0	0-4
09-10	2-0	2-0	0-0	4-0
10-11	1-1	0-1	0-0	1-2
11-12	1-1	0-1	0-0	1-2
12-13	1-1	0-2	0-0	1-3
13-14	1-1	1-1	0-0	2-2
14-15	1-0	1-1	0-0	2-1
15-16	2-0	1-1	0-0	3-1
16-17	1-0	1-1	0-0	2-1
17-18	0-2	1-1	0-0	1-3
18-19	0-2	0-2	0-0	0-4
19-20	0-1	0-2	0-0	0-3
20-21	1-0	1-1	0-0	2-1

TOTALS 91-87 40-129 14-25 145-241
ATL TOTALS 57-52 33-72 3-4 93-128

* 1949-68 signifies Tri-Cities Blackhawks/
Milwaukee Hawks/St. Louis Hawks years

BROOKLYN NETS

168 39th Street, 8th Floor
Brooklyn, NY 11232
(718) 215-2299



2020-21 RESULTS

Brooklyn, 2-1
(High Scorer, ATL/BKN)
Dec. 30 at Brooklyn (145-141, Nets)
Two w/30/Durant 33
Jan. 1 at Brooklyn (114-96, Hawks)
Hunter 23/Durant 28
Jan. 27 vs. Brooklyn (132-128, OT, Nets)
Young 28/Durant 32

SERIES FACTS

Current Streak: Brooklyn, one win
Current Home Streak: Lost 1
Current Road Streak: Won 1
Last Home Win: 2/28/20, 141-118
Last Road Win: 1/1/21, 114-96
Last Home Loss: 1/27/21, 132-128, OT
Last Road Loss: 12/30/20, 145-141
Biggest Win: 37 (12/9/79), 122-85
37 (12/4/87), 139-102
Biggest Loss: 34 (2/13/91), 140-106

ATLANTA ALL-TIME RECORD vs. BROOKLYN

Season	Home	Road	Neutral	Total
76-77	1-1	2-0	0-0	3-1
77-78	2-0	1-1	0-0	3-1
78-79	1-1	1-1	0-0	2-2
79-80	2-1	2-1	0-0	4-2
80-81	2-0	1-2	0-0	3-2
81-82	2-1	1-1	0-0	3-2
82-83	1-2	1-2	0-0	2-4
83-84	2-1	1-2	0-0	3-3
84-85	2-1	1-2	0-0	3-3
85-86	3-0	1-2	0-0	4-2
86-87	2-0	3-0	0-0	5-0
87-88	3-0	2-0	0-0	5-0
88-89	2-0	2-1	0-0	4-1
89-90	2-0	0-2	0-0	2-2
90-91	2-0	1-1	0-0	3-1
91-92	2-0	1-1	0-0	3-1
92-93	1-1	0-2	0-0	1-3
93-94	1-1	0-2	0-0	1-3
94-95	2-0	2-0	0-0	4-0
95-96	2-0	2-0	0-0	4-0
96-97	2-0	1-1	0-0	3-1
97-98	1-0	0-2	0-0	1-2
98-99	1-0	0-2	0-0	1-2
99-00	2-0	1-1	0-0	3-1
00-01	0-2	1-1	0-0	1-3
01-02	2-0	0-1	0-0	2-1
02-03	1-1	0-2	0-0	1-3
03-04	1-1	0-2	0-0	1-3
04-05	0-2	0-1	0-0	0-3
05-06	1-1	0-2	0-0	1-3
06-07	1-1	0-2	0-0	1-3
07-08	1-1	0-2	0-0	1-3
08-09	1-1	0-2	0-0	1-3
09-10	2-0	1-0	0-0	3-0
10-11	2-0	0-2	0-0	2-2
11-12	2-0	2-0	0-0	4-0
12-13	1-1	1-1	0-0	2-2
13-14	0-1	1-1	0-0	1-2
14-15	2-0	2-0	0-0	4-0
15-16	2-0	0-1	0-0	2-1
16-17	1-1	1-1	0-0	2-2
17-18	0-2	1-1	0-0	1-3
18-19	1-1	0-2	0-0	1-3
19-20	1-1	0-2	0-0	1-3
20-21	0-1	1-1	0-0	1-2

TOTALS 63-28 39-55 0-0 102-83

OPPONENTS

OPPONENTS

CHARLOTTE HORNETS

333 E. Trade St.
Charlotte, NC 28202
(704) 688-8600



2020-21 RESULTS

Charlotte, 2-1
(High Scorer, ATL/CHA)
Jan. 6 at Atlanta (102-94, Hornets)
Collins 23/Hayward 44
Jan. 9 at Charlotte (113-105, Hornets)
Reddish 21/Rozier 23
Apr. 11 at Charlotte (105-101, Hawks)
Bogdanovic 32/Bridges 23

SERIES FACTS

Current Streak: Atlanta, one win
Current Home Streak: Lost 1
Current Road Streak: Won 1
Last Home Win: 3/9/20, 143-138, 20T
Last Road Win: 4/11/21, 105-101
Last Home Loss: 1/6/21, 102-94
Last Road Loss: 1/9/21, 113-105
Biggest Win: 39 (1/4/94), 133-94
Biggest Loss: 32 (4/12/00), 119-87

ATLANTA ALL-TIME RECORD vs. CHARLOTTE

Season	Home	Road	Neutral	Total
88-89	3-0	1-1	0-0	4-1
89-90	1-0	1-0	0-0	2-0
90-91	1-2	0-2	0-0	1-4
91-92	1-1	1-1	0-0	2-2
92-93	0-2	3-0	0-0	3-2
93-94	3-0	1-1	0-0	4-1
94-95	0-2	2-0	0-0	2-2
95-96	2-0	1-1	0-0	3-1
96-97	1-1	0-2	0-0	1-3
97-98	2-0	2-0	0-0	4-0
98-99	2-0	1-0	0-0	3-0
99-00	1-1	0-2	0-0	1-3
00-01	0-2	0-2	0-0	0-4
01-02	1-1	1-1	0-0	2-2
04-05	1-1	0-2	0-0	1-3
05-06	0-2	1-1	0-0	1-3
06-07	1-1	0-2	0-0	1-3
07-08	2-0	0-2	0-0	2-2
08-09	2-0	1-1	0-0	3-1
09-10	2-0	0-2	0-0	2-2
10-11	1-1	1-1	0-0	2-2
11-12	2-0	2-0	0-0	4-0
12-13	2-0	2-0	0-0	4-0
13-14	1-1	2-0	0-0	3-1
14-15	2-0	0-2	0-0	2-2
15-16	2-0	1-1	0-0	3-1
16-17	1-1	0-2	0-0	1-3
17-18	0-2	0-2	0-0	0-4
18-19	1-1	0-2	0-0	1-3
19-20	1-0	1-0	0-0	2-0
20-21	0-1	1-1	0-0	1-2
TOTALS	39-23	26-34	0-0	65-57

CHICAGO BULLS

1901 W. Madison St.
Chicago, IL 60612
(312) 455-4000



2020-21 RESULTS

Atlanta, 3-0
(High Scorer, ATL/CHI)
Dec. 23 at Chicago (124-104, Hawks)
Young 37/LaVine 22
Apr. 9 at Atlanta (120-108, Hawks)
Young 42/LaVine 50
May 1 at Chicago (108-97, Hawks)
Young 33/Young 20

SERIES FACTS

Current Streak: Hawks, three wins
Current Home Streak: Won 2
Current Road Streak: Won 5
Last Home Win: 5/1/21, 108-97
Last Road Win: 12/23/20, 124-104
Last Home Loss: 11/6/19, 113-93
Last Road Loss: 12/28/19, 116-81
Biggest Win: 37 (4/8/83), 138-101
Biggest Loss: 39 (1/14/13), 97-58

ATLANTA ALL-TIME RECORD vs. CHICAGO

Season	Home	Road	Neutral	Total
66-68*	5-3	6-1	1-1	12-5
68-69	3-0	3-1	0-0	6-1
69-70	3-0	1-1	1-1	5-2
70-71	1-1	0-3	0-0	1-4
71-72	0-3	0-2	0-0	0-5
72-73	1-1	1-1	0-0	2-2
73-74	1-1	0-2	0-0	1-3
74-75	0-2	0-2	0-0	0-4
75-76	1-1	1-1	0-0	2-2
76-77	2-0	0-2	0-0	2-2
77-78	1-0	0-2	0-1	1-3
78-79	2-0	1-1	0-0	3-1
79-80	1-0	0-1	0-0	1-1
80-81	1-2	1-2	0-0	2-4
81-82	1-1	1-2	0-0	2-3
82-83	3-0	2-1	0-0	5-1
83-84	3-0	1-2	0-0	4-2
84-85	1-2	2-1	0-0	3-3
85-86	3-0	2-1	0-0	5-1
86-87	3-0	1-2	0-0	4-2
87-88	1-1	1-2	0-0	2-3
88-89	2-1	2-1	0-0	4-2
89-90	0-3	0-2	0-0	0-5
90-91	1-1	0-3	0-0	1-4
91-92	0-3	0-2	0-0	0-5
92-93	1-1	1-1	0-0	2-2
93-94	2-0	0-3	0-0	2-3

Season	Home	Road	Neutral	Total
94-95	0-3	1-1	0-0	1-4
95-96	0-2	0-2	0-0	0-4
96-97	1-1	0-2	0-0	1-3
97-98	1-1	0-2	0-0	1-3
98-99	1-1	2-0	0-0	3-1
99-00	2-0	1-1	0-0	3-1
00-01	1-1	1-1	0-0	2-2
01-02	1-1	2-0	0-0	3-1
02-03	1-1	1-1	0-0	2-2
03-04	2-0	1-1	0-0	3-1
04-05	0-2	0-2	0-0	0-4
05-06	0-2	0-1	0-0	0-3
06-07	0-2	0-2	0-0	0-4
07-08	2-0	0-2	0-0	2-2
08-09	1-0	2-0	0-0	3-0
09-10	2-0	1-1	0-0	3-1
10-11	1-1	0-1	0-0	1-2
11-12	1-1	0-2	0-0	1-3
12-13	1-1	0-1	0-0	1-2
13-14	0-2	0-2	0-0	0-4
14-15	1-0	1-1	0-0	2-1
15-16	2-0	2-0	0-0	4-0
16-17	2-0	1-1	0-0	3-1
17-18	0-2	0-1	0-0	0-3
18-19	0-2	2-0	0-0	2-2
19-20	0-1	0-2	0-0	0-3
20-21	2-0	1-0	0-0	3-0
TOTALS	68-54	46-75	2-3	116-132
ATL TOTALS	62-50	40-72	1-2	103-122

* 1966-68 signifies St. Louis Hawks years

CLEVELAND CAVALIERS

One Center Court
Cleveland, OH 44115-4001
(216) 420-2000



2020-21 RESULTS

Cleveland, 2-1
(High Scorer, ATL/CLE)
Jan. 2 at Atlanta (96-91, Cavaliers)
Hunter 17/Sexton 27
Feb. 23 at Cleveland (112-111, Cavaliers)
Young 28/Sexton 29
Mar. 14 at Atlanta (100-82, Hawks)
Collins 22/Sexton 15

SERIES FACTS

Current Streak: Atlanta, one win
Current Home Streak: Won 1
Current Road Streak: Lost 3
Last Home Win: 3/14/21, 100-82
Last Road Win: 10/21/18, 133-111
Last Home Loss: 1/2/21, 96-91
Last Road Loss: 2/23/21, 112-111
Biggest Win: 34 (12/31/70), 119-85
Biggest Loss: 43 (3/22/92), 123-80

ATLANTA ALL-TIME RECORD vs. CLEVELAND

Season	Home	Road	Neutral	Total
70-71	2-0	2-0	0-0	4-0
71-72	2-1	2-1	0-0	4-2
72-73	2-1	1-3	0-0	3-4
73-74	2-1	2-2	0-0	4-3
74-75	3-1	0-3	0-0	3-4
75-76	0-3	2-2	0-0	2-5
76-77	1-1	1-1	0-0	2-2
77-78	1-1	0-2	0-0	1-3
78-79	2-0	1-1	0-0	3-1
79-80	3-0	1-2	0-0	4-2
80-81	0-3	1-2	0-0	1-5
81-82	2-1	2-1	0-0	4-2
82-83	3-0	3-0	0-0	6-0
83-84	3-0	0-3	0-0	3-3
84-85	2-1	1-2	0-0	3-3
85-86	2-1	2-1	0-0	4-2
86-87	3-0	1-2	0-0	4-2
87-88	3-0	2-1	0-0	5-1
88-89	3-0	1-2	0-0	4-2
89-90	2-0	0-3	0-0	2-3
90-91	1-2	2-0	0-0	3-2
91-92	0-2	0-3	0-0	0-5
92-93	0-3	0-2	0-0	0-5
93-94	2-0	1-1	0-0	3-1
94-95	1-1	0-3	0-0	1-4

Season	Home	Road	Neutral	Total
95-96	1-1	2-0	0-0	3-1
96-97	2-0	1-1	0-0	3-1
97-98	2-0	2-0	0-0	4-0
98-99	1-0	1-1	0-0	2-1
99-00	2-0	1-1	0-0	3-1
00-01	1-1	1-1	0-0	2-2
01-02	2-0	1-1	0-0	3-1
02-03	2-0	2-0	0-0	4-0
03-04	1-1	0-2	0-0	1-3
04-05	0-2	0-2	0-0	0-4
05-06	0-1	1-1	0-0	1-2
06-07	0-2	1-1	0-0	1-3
07-08	1-1	0-1	0-0	1-2
08-09	1-1	0-2	0-0	1-3
09-10	1-1	0-2	0-0	1-3
10-11	1-0	2-0	0-0	3-0
11-12	2-0	1-0	0-0	3-0
12-13	1-1	1-1	0-0	2-2
13-14	2-0	1-0	0-0	3-0
14-15	2-0	1-1	0-0	3-1
15-16	0-1	0-2	0-0	0-3
16-17	1-1	2-0	0-0	3-1
17-18	0-2	1-1	0-0	1-3
18-19	1-0	1-1	0-0	2-1
19-20	0-0	0-2	0-0	0-2
20-21	1-1	0-1	0-0	1-2
TOTALS	73-40	51-68	0-0	124-108

DALLAS MAVERICKS

2500 Victory Avenue
Dallas, TX 75219
(214) 665-4660



2020-21 RESULTS

Dallas, 2-0
(High Scorer, ATL/DAL)
Feb. 3 at Atlanta (122-116, Mavericks)
Collins 35/Doncic 27
Feb. 10 at Dallas (118-117, Mavericks)
Collins 33/Doncic 28

SERIES FACTS

Current Streak: Dallas, two wins
Current Home Streak: Lost 1
Current Road Streak: Lost 3
Last Home Win: 2/22/20, 111-107
Last Road Win: 10/18/17, 117-111
Last Home Loss: 2/3/21, 122-116
Last Road Loss: 2/10/21, 118-117
Biggest Win: 36 (12/17/96), 109-73
Biggest Loss: 26 (2/18/03), 105-79

ATLANTA ALL-TIME RECORD vs. DALLAS

Season	Home	Road	Neutral	Total
80-81	1-0	1-0	0-0	2-0
81-82	0-1	1-0	0-0	1-1
82-83	1-0	0-1	0-0	1-1
83-84	1-0	0-1	0-0	1-1
84-85	0-1	0-1	0-0	0-2
85-86	0-1	1-0	0-0	1-1
86-87	1-0	1-0	0-0	2-0
87-88	1-0	1-0	0-0	2-0
88-89	1-0	0-1	0-0	1-1
89-90	0-1	0-1	0-0	0-2
90-91	1-0	1-0	0-0	2-0
91-92	1-0	1-0	0-0	2-0
92-93	1-0	0-1	0-0	1-1
93-94	1-0	1-0	0-0	2-0
94-95	1-0	1-0	0-0	2-0
95-96	0-1	1-0	0-0	1-1
96-97	1-0	1-0	0-0	2-0
97-98	1-0	1-0	0-0	2-0
98-99	0-0	0-1	0-0	0-1
99-00	0-1	0-1	0-0	0-2
00-01	0-1	0-1	0-0	0-2
01-02	0-1	0-1	0-0	0-2
02-03	0-1	0-1	0-0	0-2
03-04	1-0	1-0	0-0	2-0
04-05	1-0	0-1	0-0	1-1
05-06	0-1	0-1	0-0	0-2
06-07	0-1	0-1	0-0	0-2
07-08	1-0	0-1	0-0	1-1
08-09	1-0	0-1	0-0	1-1
09-10	0-1	1-0	0-0	1-1
10-11	0-1	0-1	0-0	0-2
11-12	1-0	0-0	0-0	1-0
12-13	0-1	1-0	0-0	1-1
13-14	1-0	0-1	0-0	1-1
14-15	1-0	1-0	0-0	2-0
15-16	1-0	1-0	0-0	2-0
16-17	1-0	1-0	0-0	2-0
17-18	1-0	1-0	0-0	2-0
18-19	1-0	0-1	0-0	1-1
19-20	1-0	0-1	0-0	1-1
20-21	0-1	0-1	0-0	0-2
TOTALS	25-15	19-21	0-0	44-36

OPPONENTS

OPPONENTS

DENVER NUGGETS

1000 Chopper Place
Denver, CO 80204
(303) 405-1100



2020-21 RESULTS

Series tied, 1-1
(High Scorer, ATL/DEN)
Feb. 21 at Atlanta (123-115, Hawks)
Young 35/Murray 30
Mar. 28 at Denver (126-102, Nuggets)
Young 21/Green 20

SERIES FACTS

Current Streak: Denver, one win
Current Home Streak: Won 1
Current Road Streak: Lost 1
Last Home Win: 2/21/21, 123-115
Last Road Win: 11/12/19, 125-121
Last Home Loss: 1/6/20, 123-115
Last Road Loss: 3/28/21, 126-102
Biggest Win: 26 (12/30/78), 113-87
26 (1/19/92), 119-93
Biggest Loss: 45 (11/15/18), 138-93

ATLANTA ALL-TIME RECORD vs. DENVER

Season	Home	Road	Neutral	Total
76-77	2-0	0-2	0-0	2-2
77-78	1-0	0-2	0-1	1-3
78-79	2-0	1-1	0-0	3-1
79-80	1-0	0-1	0-0	1-1
80-81	1-0	0-1	0-0	1-1
81-82	1-0	0-1	0-0	1-1
82-83	0-1	1-0	0-0	1-1
83-84	0-1	0-1	0-0	0-2
84-85	0-1	0-1	0-0	0-2
85-86	1-0	0-1	0-0	1-1
86-87	1-0	1-0	0-0	2-0
87-88	1-0	0-1	0-0	1-1
88-89	0-1	0-1	0-0	0-2
89-90	1-0	0-1	0-0	1-1
90-91	1-0	0-1	0-0	1-1
91-92	1-0	1-0	0-0	2-0
92-93	1-0	1-0	0-0	2-0
93-94	1-0	0-1	0-0	1-1
94-95	1-0	1-0	0-0	2-0
95-96	1-0	0-1	0-0	1-1
96-97	1-0	0-1	0-0	1-1
97-98	1-0	1-0	0-0	2-0
99-00	1-0	0-1	0-0	1-1
00-01	1-0	0-1	0-0	1-1
01-02	1-0	1-0	0-0	2-0
02-03	1-0	1-0	0-0	2-0
03-04	1-0	1-0	0-0	2-0
04-05	0-1	0-1	0-0	0-2
05-06	1-0	0-1	0-0	1-1
06-07	0-1	1-0	0-0	1-1
07-08	1-0	0-1	0-0	1-1
08-09	1-0	0-1	0-0	1-1
09-10	1-0	0-1	0-0	1-1
10-11	0-1	0-1	0-0	0-2
11-12	0-0	0-1	0-0	0-1
12-13	1-0	0-1	0-0	1-1
13-14	1-0	0-1	0-0	1-1
14-15	1-0	0-1	0-0	1-1
15-16	1-0	1-0	0-0	2-0
16-17	1-0	1-0	0-0	2-0
17-18	0-1	1-0	0-0	1-1
18-19	1-0	0-1	0-0	1-1
19-20	0-1	1-0	0-0	1-1
20-21	1-0	0-1	0-0	1-1
TOTALS	36-9	15-32	0-1	51-42

DETROIT PISTONS

6201 Second Avenue
Detroit, MI 48202
(313) 747-8667



2020-21 RESULTS

Atlanta, 2-1
(High Scorer, ATL/DET)
Dec. 28 at Atlanta (128-120, Hawks)
Young 29/Two w/27
Jan. 20 at Atlanta (123-115, OT, Hawks)
Young 38/Grant 32
Apr. 26 at Detroit (100-86, Pistons)
Bogdanovic 17/Two w/18

SERIES FACTS

Current Streak: Detroit, one win
Current Home Streak: Won 2
Current Road Streak: Lost 2
Last Home Win: 1/20/21, 123-115, OT
Last Road Win: 10/24/19, 117-100
Last Home Loss: 1/18/20, 136-103
Last Road Loss: 4/26/21, 100-86
Biggest Win: 44 (2/7/94), 141-97
Biggest Loss: 36 (12/2/16), 121-85
36 (12/2/83), 128-92

ATLANTA ALL-TIME RECORD vs. DETROIT

Season	Home	Road	Neutral	Total
57-68*	23-26	44-6	13-10	80-42
68-69	3-0	3-0	0-0	6-0
69-70	0-2	2-0	1-1	3-3
70-71	0-3	0-2	0-0	0-5
71-72	1-1	2-1	0-0	3-2
72-73	1-1	1-1	0-0	2-2
73-74	0-2	0-2	0-0	0-4
74-75	1-1	1-1	0-0	2-2
75-76	0-2	1-1	0-0	1-3
76-77	0-2	0-2	0-0	0-4
77-78	1-1	1-1	0-0	2-2
78-79	2-0	1-1	0-0	3-1
79-80	3-0	3-0	0-0	6-0
80-81	2-1	2-1	0-0	4-2
81-82	1-2	1-2	0-0	2-4
82-83	2-1	1-2	0-0	3-3
83-84	2-1	0-3	0-0	2-4
84-85	0-3	1-2	0-0	1-5
85-86	3-0	1-2	0-0	4-2
86-87	2-1	1-2	0-0	3-3
87-88	1-2	1-2	0-0	2-4
88-89	1-2	0-3	0-0	1-5
89-90	1-2	2-0	0-0	3-2
90-91	0-2	0-3	0-0	0-5
91-92	0-3	1-1	0-0	1-4
92-93	1-1	1-2	0-0	2-3
93-94	2-0	2-0	0-0	4-0

Season	Home	Road	Neutral	Total
94-95	2-1	1-1	0-0	3-2
95-96	2-0	0-2	0-0	2-2
96-97	1-1	0-2	0-0	1-3
97-98	2-0	0-2	0-0	2-2
98-99	0-1	1-1	0-0	1-2
99-00	1-1	0-2	0-0	1-3
00-01	0-2	0-2	0-0	0-4
01-02	1-1	0-2	0-0	1-3
02-03	1-1	0-2	0-0	1-3
03-04	0-2	1-1	0-0	1-3
04-05	0-2	1-1	0-0	1-3
05-06	1-1	0-2	0-0	1-3
06-07	1-0	0-2	0-0	1-2
07-08	0-2	0-2	0-0	0-4
08-09	2-0	1-0	0-0	3-0
09-10	2-0	0-2	0-0	2-2
10-11	2-0	1-1	0-0	3-1
11-12	2-0	1-1	0-0	3-1
12-13	1-0	1-1	0-0	2-1
13-14	1-1	1-1	0-0	2-2
14-15	1-0	1-1	0-0	2-1
15-16	1-1	2-0	0-0	3-1
16-17	1-1	0-1	0-0	1-2
17-18	0-2	1-1	0-0	1-3
18-19	0-2	1-0	0-0	1-2
19-20	0-1	1-1	0-0	1-2
20-21	2-0	0-1	0-0	2-1
TOTALS	80-85	88-78	14-11	182-174
ATL TOTALS	55-59	43-71	1-1	99-131

* 1957-68 signifies St. Louis Hawks years.

OPPONENTS

OPPONENTS

GOLDEN STATE WARRIORS

1 Warriors Way
San Francisco, CA 94158
(415) 388-0100



2020-21 RESULTS

Atlanta, 2-0
(High Scorer, ATL/GSW)
Mar. 26 at Golden State (124-108, Hawks)
Collins 38/Wiggins 29
Apr. 4 vs. Golden State (117-111, Hawks)
Gallinari 25/Curry 37

SERIES FACTS

Current Streak: Atlanta, three wins
Current Home Streak: Won 2
Current Road Streak: Won 1
Last Home Win: 4/4/21, 117-111
Last Road Win: 3/26/21, 124-108
Last Home Loss: 11/13/18, 110-103
Last Road Loss: 12/3/18, 128-111
Biggest Win: 31 (1/22/86), 131-100
Biggest Loss: 34 (11/28/76), 132-98

ATLANTA ALL-TIME RECORD vs. GOLDEN STATE

Season	Home	Road	Neutral	Total
47-68*	49-16	23-40	12-21	84-77
68-69	2-2	2-1	0-0	4-3
69-70	1-2	2-1	1-0	4-3
70-71	1-1	1-2	0-0	2-3
71-72	2-1	0-1	1-0	3-2
72-73	1-1	0-2	0-0	1-3
73-74	0-2	1-1	0-0	1-3
74-75	1-1	0-2	0-0	1-3
75-76	2-0	0-2	0-0	2-2
76-77	0-2	0-2	0-0	0-4
77-78	1-1	0-2	0-0	1-3
78-79	1-1	0-2	0-0	1-3
79-80	1-0	1-0	0-0	2-0
80-81	1-0	1-0	0-0	2-0
81-82	0-1	0-1	0-0	0-2
82-83	0-1	0-1	0-0	0-2
83-84	1-0	0-1	0-0	1-1
84-85	1-0	1-0	0-0	2-0
85-86	1-0	0-1	0-0	1-1
86-87	1-0	0-1	0-0	1-1
87-88	1-0	1-0	0-0	2-0
88-89	1-0	0-1	0-0	1-1
89-90	1-0	1-0	0-0	2-0
90-91	1-0	0-1	0-0	1-1
91-92	1-0	0-1	0-0	1-1
92-93	1-0	1-0	0-0	2-0

Season	Home	Road	Neutral	Total
93-94	0-1	0-1	0-0	0-2
94-95	1-0	1-0	0-0	2-0
95-96	0-1	1-0	0-0	1-1
96-97	1-0	1-0	0-0	2-0
97-98	1-0	1-0	0-0	2-0
99-00	0-1	0-1	0-0	0-2
00-01	1-0	1-0	0-0	2-0
01-02	1-0	1-0	0-0	2-0
02-03	0-1	0-1	0-0	0-2
03-04	0-1	0-1	0-0	0-2
04-05	0-1	0-1	0-0	0-2
05-06	1-0	0-1	0-0	1-1
06-07	1-0	1-0	0-0	2-0
07-08	0-1	1-0	0-0	1-1
08-09	1-0	0-1	0-0	1-1
09-10	1-0	0-1	0-0	1-1
10-11	1-0	1-0	0-0	2-0
11-12	0-1	0-0	0-0	0-1
12-13	0-1	0-1	0-0	0-2
13-14	0-1	0-1	0-0	0-2
14-15	1-0	0-1	0-0	1-1
15-16	0-1	0-1	0-0	0-2
16-17	0-1	0-1	0-0	0-2
17-18	0-1	0-1	0-0	0-2
18-19	0-1	0-1	0-0	0-2
19-20	1-0	0-0	0-0	1-0
20-21	1-0	1-0	0-0	2-0

TOTALS	86-46	45-81	14-21	145-148
ATL TOTALS	37-29	22-41	2-0	61-70

* 1947-68 signifies St. Louis Hawks years.

HOUSTON ROCKETS

Toyota Center
1510 Polk St.
Houston, TX 77002
(713) 758-7200



2020-21 RESULTS

Atlanta, 2-0
(High Scorer, ATL/HTN)
Mar. 16 at Houston (119-107, Hawks)
Gallinari 29/Oladipo 34
May 16 at Atlanta (124-95, Hawks)
Okongwu 21/Two w/18

SERIES FACTS

Current Streak: Atlanta, two wins
Current Home Streak: Won 1
Current Road Streak: Won 1
Last Home Win: 5/16/21, 124-95
Last Road Win: 3/16/21, 119-107
Last Home Loss: 1/8/20, 122-115
Last Road Loss: 11/30/19, 158-111
Biggest Win: 42 (11/30/67), 129-87
Biggest Loss: 47 (11/30/19), 158-111

ATLANTA ALL-TIME RECORD vs. HOUSTON

Season	Home	Road	Neutral	Total
67-68*	3-1	4-0	0-0	7-1
68-69	3-1	0-3	0-0	3-4
69-70	3-0	1-2	0-0	4-2
70-71	2-1	0-2	0-0	2-3
71-72	1-1	0-3	0-0	1-4
72-73	3-1	1-3	0-0	4-4
73-74	3-1	2-1	0-0	5-2
74-75	1-2	1-3	0-0	2-5
75-76	2-2	0-3	0-0	2-5
76-77	1-1	0-2	0-0	1-3
77-78	2-0	1-1	0-0	3-1
78-79	2-0	1-1	0-0	3-1
79-80	1-2	1-2	0-0	2-4
80-81	1-0	0-1	0-0	1-1
81-82	1-0	1-0	0-0	2-0
82-83	1-0	1-0	0-0	2-0
83-84	1-0	0-1	0-0	1-1
84-85	0-1	0-1	0-0	0-2
85-86	1-0	0-1	0-0	1-1
86-87	0-1	1-0	0-0	1-1
87-88	1-0	0-1	0-0	1-1
88-89	1-0	0-1	0-0	1-1
89-90	1-0	1-0	0-0	2-0
90-91	0-1	1-0	0-0	1-1
91-92	1-0	1-0	0-0	2-0
92-93	1-0	0-1	0-0	1-1
93-94	1-0	0-1	0-0	1-1

Season	Home	Road	Neutral	Total
94-95	0-1	0-1	0-0	0-2
95-96	1-0	0-1	0-0	1-1
96-97	1-0	0-1	0-0	1-1
97-98	1-0	0-1	0-0	1-1
98-99	0-0	1-0	0-0	1-0
99-00	1-0	0-1	0-0	1-1
00-01	0-1	0-1	0-0	0-2
01-02	1-0	0-1	0-0	1-1
02-03	1-0	0-1	0-0	1-1
03-04	0-1	0-1	0-0	0-2
04-05	1-0	0-1	0-0	1-1
05-06	1-0	0-1	0-0	1-1
06-07	1-0	0-1	0-0	1-1
07-08	0-1	0-1	0-0	0-2
08-09	1-0	0-1	0-0	1-1
09-10	1-0	1-0	0-0	2-0
10-11	0-1	0-1	0-0	0-2
11-12	0-0	0-1	0-0	0-1
12-13	0-1	0-1	0-0	0-2
13-14	1-0	0-1	0-0	1-1
14-15	1-0	1-0	0-0	2-0
15-16	1-0	1-0	0-0	2-0
16-17	1-0	1-0	0-0	2-0
17-18	0-1	0-1	0-0	0-2
18-19	0-1	0-1	0-0	0-2
19-20	0-1	0-1	0-0	0-2
20-21	1-0	1-0	0-0	2-0

TOTALS	54-25	24-55	0-0	78-80
ATL TOTALS	51-24	20-54	0-0	71-78

* 1967-68 St. Louis Hawks years.

OPPONENTS

OPPONENTS

INDIANA PACERS

125 South Pennsylvania St.
Indianapolis, IN 46204
(317) 917-2500



2020-21 RESULTS

Indiana, 2-1
(High Scorer, ATL/IND)
Feb. 13 at Atlanta (125-113, Pacers)
Capela 24/McDermott 26
Apr. 18 at Atlanta (129-117, Hawks)
Young 34/Brogdon 29
May 6 at Indiana (133-126, Pacers)
Young 30/LeVert 31

SERIES FACTS

Current Streak: Indiana, one wins
Current Home Streak: Won 1
Current Road Streak: Lost 1
Last Home Win: 4/18/21, 129-117
Last Road Win: 11/23/16, 96-85
Last Home Loss: 2/13/21, 125-113
Last Road Loss: 4/6/21, 133-126
Biggest Win: 31 (1/28/86), 123-92
Biggest Loss: 27 (2/21/90), 123-96
27 (12/29/99), 116-89

ATLANTA ALL-TIME RECORD vs. INDIANA

Season	Home	Road	Neutral	Total
76-77	0-2	0-2	0-0	0-4
77-78	2-0	1-1	0-0	3-1
78-79	1-1	0-2	0-0	1-3
79-80	3-0	1-2	0-0	4-2
80-81	0-3	1-2	0-0	1-5
81-82	3-0	1-2	0-0	4-2
82-83	3-0	3-0	0-0	6-0
83-84	3-0	1-2	0-0	4-2
84-85	2-0	3-0	1-0	6-0
85-86	3-0	2-1	0-0	5-1
86-87	1-2	2-1	0-0	3-3
87-88	2-1	2-1	0-0	4-2
88-89	3-0	2-1	0-0	5-1
89-90	1-1	1-2	0-0	2-3
90-91	3-0	1-1	0-0	4-1
91-92	1-1	0-3	0-0	1-4
92-93	2-0	0-2	0-0	2-2
93-94	2-1	1-1	0-0	3-2
94-95	1-1	0-3	0-0	1-4
95-96	1-1	0-2	0-0	1-3
96-97	2-0	1-1	0-0	3-1
97-98	0-2	1-1	0-0	1-3
98-99	1-1	2-0	0-0	3-1
99-00	0-2	1-1	0-0	1-3
00-01	2-0	0-2	0-0	2-2
01-02	1-1	0-2	0-0	1-3
02-03	2-0	0-2	0-0	2-2
03-04	0-2	0-2	0-0	0-4
04-05	0-2	0-1	0-0	0-3
05-06	2-0	2-0	0-0	4-0
06-07	1-1	0-2	0-0	1-3
07-08	1-0	0-2	0-0	1-2
08-09	2-0	1-1	0-0	3-1
09-10	2-0	1-0	0-0	3-0
10-11	2-0	1-1	0-0	3-1
11-12	1-0	1-1	0-0	2-1
12-13	2-0	0-2	0-0	2-2
13-14	1-1	1-1	0-0	2-2
14-15	2-0	1-0	0-0	3-0
15-16	2-0	0-2	0-0	2-2
16-17	0-1	1-1	0-0	1-2
17-18	1-1	0-2	0-0	1-3
18-19	0-2	0-2	0-0	0-4
19-20	1-1	0-1	0-0	1-2
20-21	1-1	0-1	0-0	1-2
TOTALS	66-33	36-62	1-0	103-94

LOS ANGELES CLIPPERS

LA Clippers Training Center
6951 South Centinela Blvd.
Playa Vista, CA 90094
(310) 862-6000



2020-21 RESULTS

Series tied, 1-1
(High Scorer, ATL/LAC)
Jan. 26 at Atlanta (108-99, Hawks)
Young 38/Jackson 20
Mar. 22 at Los Angeles (119-110, Clippers)
Young 28/Leonard 25

SERIES FACTS

Current Streak: Los Angeles, one win
Current Home Streak: Won 2
Current Road Streak: Lost 2
Last Home Win: 1/26/21, 108-99
Last Road Win: 1/28/19, 123-118
Last Home Loss: 11/19/18, 127-119
Last Road Loss: 3/22/21, 119-110
Biggest Win: 37 (1/3/88), 121-84
Biggest Loss: 49 (11/16/19), 150-101

ATLANTA ALL-TIME RECORD vs. LOS ANGELES CLIPPERS

Season	Home	Road	Neutral	Total
70-71	2-0	1-1	0-0	3-1
71-72	2-1	2-1	0-0	4-2
72-73	2-1	3-0	0-0	5-1
73-74	2-1	0-2	0-1	2-4
74-75	0-2	1-1	0-0	1-3
75-76	2-1	0-2	0-0	2-3
76-77	2-0	2-0	0-0	4-0
77-78	2-0	1-1	0-0	3-1
78-79	2-0	1-1	0-0	3-1
79-80	1-0	0-1	0-0	1-1
80-81	1-0	0-1	0-0	1-1
81-82	0-1	1-0	0-0	1-1
82-83	1-0	0-1	0-0	1-1
83-84	1-0	0-1	0-0	1-1
84-85	1-0	1-0	0-0	2-0
85-86	1-0	1-0	0-0	2-0
86-87	1-0	1-0	0-0	2-0
87-88	1-0	1-0	0-0	2-0
88-89	1-0	1-0	0-0	2-0
89-90	0-1	1-0	0-0	1-1
90-91	1-0	1-0	0-0	2-0
91-92	1-0	0-1	0-0	1-1
92-93	1-0	0-1	0-0	1-1
93-94	0-1	1-0	0-0	1-1
94-95	1-0	1-0	0-0	2-0
95-96	1-0	1-0	0-0	2-0
TOTALS	46-17	33-29	0-1	79-47

LOS ANGELES LAKERS

555 N. Nash St.
El Segundo, CA 90245
(310) 426-6000



2020-21 RESULTS

Series tied, 1-1
(High Scorer, ATL/LAL)
Feb. 1 at Atlanta (107-99, Lakers)
Young 25/Davis 25
Mar. 20 at Los Angeles (99-94, Hawks)
Collins 27/Harrell 23

SERIES FACTS

Current Streak: Atlanta, one win
Current Home Streak: Lost 2
Current Road Streak: Won 1
Last Home Win: 2/12/19, 117-113
Last Road Win: 3/20/21, 99-94
Last Home Loss: 2/1/21, 107-99
Last Road Loss: 11/17/19, 122-101
Biggest Win: 29 (3/4/16), 106-77
Biggest Loss: 46 (1/9/04), 113-67

ATLANTA ALL-TIME RECORD vs. LOS ANGELES LAKERS

Season	Home	Road	Neutral	Total
50-51***				0-11
51-55**				12-30
55-68*				79-68
68-69	2-2	1-2	0-0	3-4
69-70	2-1	2-2	0-0	4-3
70-71	1-1	2-1	0-0	3-2
71-72	0-3	0-2	0-0	0-5
72-73	1-1	2-0	0-0	3-1
73-74	2-0	2-0	0-0	4-0
74-75	2-0	0-2	0-0	2-2
75-76	1-1	0-2	0-0	1-3
76-77	1-1	1-1	0-0	2-2
77-78	2-0	1-1	0-0	3-1
78-79	1-1	0-2	0-0	1-3
79-80	1-0	0-1	0-0	1-1
80-81	0-1	0-1	0-0	0-2
81-82	0-1	0-1	0-0	0-2
82-83	0-1	0-1	0-0	0-2
83-84	0-1	0-1	0-0	0-2
84-85	0-1	0-1	0-0	0-2
85-86	1-0	0-1	0-0	1-1
86-87	0-1	1-0	0-0	1-1
87-88	0-1	0-1	0-0	0-2
88-89	0-1	1-0	0-0	1-1
89-90	0-1	0-1	0-0	0-2
90-91	0-1	0-1	0-0	0-2
91-92	0-1	0-1	0-0	0-2
92-93	1-0	0-1	0-0	1-1

Season	Home	Road	Neutral	Total
93-94	1-0	0-1	0-0	1-1
94-95	0-1	0-1	0-0	0-2
95-96	0-1	0-1	0-0	0-2
96-97	1-0	0-1	0-0	1-1
97-98	0-1	0-1	0-0	0-2
99-00	0-1	0-1	0-0	0-2
00-01	1-0	0-1	0-0	1-1
01-02	0-1	1-0	0-0	1-1
02-03	0-1	1-0	0-0	1-1
03-04	1-0	0-1	0-0	1-1
04-05	1-0	0-1	0-0	1-1
05-06	0-1	1-0	0-0	1-1
06-07	0-1	0-1	0-0	0-2
07-08	1-0	0-1	0-0	1-1
08-09	1-0	0-1	0-0	1-1
09-10	1-0	0-1	0-0	1-1
10-11	0-1	0-1	0-0	0-2
11-12	0-0	0-1	0-0	0-1
12-13	1-0	0-1	0-0	1-1
13-14	1-0	0-1	0-0	1-1
14-15	0-1	1-0	0-0	1-1
15-16	1-0	1-0	0-0	2-0
16-17	0-1	0-1	0-0	0-2
17-18	0-1	0-1	0-0	0-2
18-19	1-0	0-1	0-0	1-1
19-20	0-1	0-1	0-0	0-2
20-21	0-1	1-0	0-0	1-1
TOTALS				141-192
ATL TOTALS	31-35	19-48	0-0	50-83

***1950-51 signifies Tri-Cities Blackhawks years.
**1951-55 signifies Milwaukee Hawks years.
*1955-68 signifies St. Louis Hawks years.

MEMPHIS GRIZZLIES

191 Beale St.
Memphis, TN 38103
(901) 205-1234



2020-21 RESULTS

Series tied, 1-1
(High Scorer, ATL/MEM)
Dec. 26 at Memphis (122-112, Hawks)
Young 36/Morant 28
Apr. 7 at Atlanta (131-113, Grizzlies)
Bogdanovic 24/Allen 30

SERIES FACTS

Current Streak: Memphis, one win
Current Home Streak: Lost 2
Current Road Streak: Won 1
Last Home Win: 3/13/19, 132-111
Last Road Win: 12/26/20, 122-112
Last Home Loss: 4/7/21, 131-113
Last Road Loss: 3/7/20, 118-101
Biggest Win: 26 (2/6/18), 108-82
Biggest Loss: 39 (3/2/20), 127-88

ATLANTA ALL-TIME RECORD vs. MEMPHIS

Season	Home	Road	Neutral	Total
95-96	1-0	1-0	0-0	2-0
96-97	1-0	1-0	0-0	2-0
97-98	1-0	1-0	0-0	2-0
98-99	1-0	0-0	0-0	1-0
99-00	1-0	0-1	0-0	1-1
00-01	1-0	0-1	0-0	1-1
01-02	1-0	1-0	0-0	2-0
02-03	1-0	0-1	0-0	1-1
03-04	0-1	0-1	0-0	0-2
04-05	0-1	0-1	0-0	0-2
05-06	0-1	0-1	0-0	0-2
06-07	1-0	1-0	0-0	2-0
07-08	1-0	1-0	0-0	2-0
08-09	1-0	0-1	0-0	1-1
09-10	1-0	1-0	0-0	2-0
10-11	1-0	1-0	0-0	2-0
11-12	0-1	0-0	0-0	0-1
12-13	1-0	1-0	0-0	2-0
13-14	0-1	0-1	0-0	0-2
14-15	1-0	0-1	0-0	1-1
15-16	1-0	1-0	0-0	2-0
16-17	0-1	1-0	0-0	1-1
17-18	1-0	0-1	0-0	1-1
18-19	1-0	0-1	0-0	1-1
19-20	0-1	0-1	0-0	0-2
20-21	0-1	1-0	0-0	1-1
TOTALS	18-8	12-12	0-0	30-20

OPPONENTS

OPPONENTS

MIAMI HEAT

601 Biscayne Blvd.
Miami, FL 33132
(786) 777-HEAT



2020-21 RESULTS

Atlanta, 2-1
(High Scorer, ATL/MIA)
Feb. 28 at Miami (109-99, Heat)
Collins 34/Nunn 24
Mar. 2 at Miami (94-80, Hawks)
Young 18/Two w/14
Apr. 23 at Atlanta (118-103, Hawks)
Bogdanovic 21/Nunn 21

SERIES FACTS

Current Streak: Atlanta, two wins
Current Home Streak: Won 2
Current Road Streak: Won 1
Last Home Win: 4/23/21, 118-103
Last Road Win: 3/2/21, 94-80
Last Home Loss: 10/31/19, 106-97
Last Road Loss: 2/28/21, 109-99
Biggest Win: 33 (3/11/89), 111-78
Biggest Loss: 34 (1/1/03), 107-73

MILWAUKEE BUCKS

1111 Vel R. Phillips Ave.
Milwaukee, WI 53203
(414) 489-2120



2020-21 RESULTS

Milwaukee, 2-1
(High Scorer, ATL/MIL)
Jan. 24 at Milwaukee (129-115, Bucks)
Hunter 33/G. Antetokounmpo 27
Apr. 15 at Atlanta (120-109, Bucks)
Bogdanovic 28/Holiday 23
Apr. 25 at Atlanta (111-104, Hawks)
Bogdanovic 32/G. Antetokounmpo 31

SERIES FACTS

Current Streak: Atlanta, one win
Current Home Streak: Won 1
Current Road Streak: Lost 7
Last Home Win: 4/25/21, 111-104
Last Road Win: 12/9/16, 114-110
Last Home Loss: 4/15/21, 120-109
Last Road Loss: 1/24/21, 129-115
Biggest Win: 39 (1/15/87), 130-91
Biggest Loss: 36 (2/14/71), 124-88

ATLANTA ALL-TIME RECORD vs. MIAMI

Season	Home	Road	Neutral	Total
88-89	1-0	0-1	0-0	1-1
89-90	2-0	2-0	0-0	4-0
90-91	2-0	2-0	0-0	4-0
91-92	2-0	0-2	0-0	2-2
92-93	2-0	1-1	0-0	3-1
93-94	2-0	1-1	0-0	3-1
94-95	1-1	1-1	0-0	2-2
95-96	1-1	1-1	0-0	2-2
96-97	1-0	0-2	0-0	1-2
97-98	1-1	0-2	0-0	1-3
98-99	0-1	0-2	0-0	0-3
99-00	2-0	0-2	0-0	2-2
00-01	0-2	0-1	0-0	0-3
01-02	2-0	1-1	0-0	3-1
02-03	1-1	0-2	0-0	1-3
03-04	1-1	0-2	0-0	1-3
04-05	0-2	0-2	0-0	0-4
05-06	1-1	0-2	0-0	1-3
06-07	0-2	0-2	0-0	0-4
07-08	2-0	1-1	0-0	3-1
08-09	2-0	1-1	0-0	3-1
09-10	1-1	0-2	0-0	1-3
10-11	0-2	1-1	0-0	1-3
11-12	0-2	1-1	0-0	1-3
12-13	0-2	0-2	0-0	0-4
13-14	2-0	0-2	0-0	2-2
14-15	2-0	2-0	0-0	4-0
15-16	0-2	1-1	0-0	1-3
16-17	1-1	1-1	0-0	2-2
17-18	1-1	0-2	0-0	1-3
18-19	2-0	1-1	0-0	3-1
19-20	1-1	0-2	0-0	1-3
20-21	1-0	1-1	0-0	2-1
TOTALS	37-25	19-45	0-0	56-70

ATLANTA ALL-TIME RECORD vs. MILWAUKEE

Season	Home	Road	Neutral	Total
68-69	3-0	1-1	0-1	4-2
69-70	1-2	2-0	0-1	3-3
70-71	0-3	1-1	0-0	1-4
71-72	1-1	1-2	0-0	2-3
72-73	1-1	0-2	0-0	1-3
73-74	0-2	0-1	1-0	1-3
74-75	1-1	1-1	0-0	2-2
75-76	1-1	1-1	0-0	2-2
76-77	2-0	0-2	0-0	2-2
77-78	1-1	1-1	0-0	2-2
78-79	2-0	1-0	0-0	3-0
79-80	1-0	0-1	0-0	1-1
80-81	1-2	0-3	0-0	1-5
81-82	2-1	1-2	0-0	3-3
82-83	1-2	0-2	0-0	1-4
83-84	2-1	1-2	0-0	3-3
84-85	1-2	1-2	0-0	2-4
85-86	3-0	0-3	0-0	3-3
86-87	3-0	0-3	0-0	3-3
87-88	2-1	1-2	0-0	3-3
88-89	3-0	3-0	0-0	6-0
89-90	3-0	0-2	0-0	2-2
90-91	1-1	1-2	0-0	2-3
91-92	2-0	1-1	0-0	3-1
92-93	1-2	2-0	0-0	3-2
93-94	2-0	3-0	0-0	5-0
94-95	1-1	0-2	0-0	1-3
TOTALS	72-41	39-71	1-2	112-114

MINNESOTA TIMBERWOLVES

600 Hannepin Avenue, Ste 300
 Minneapolis, MN 55403
 (612) 673-1600



2020-21 RESULTS

Atlanta, 2-0
 (High Scorer, ATL/MIN)
 Jan. 18 at Atlanta (108-97, Hawks)
 Hunter 25/Russell 31
 Jan. 22 at Minnesota (116-98, Hawks)
 Young 43/Beasley 17

SERIES FACTS

Current Streak: Atlanta, three wins
 Current Home Streak: Won 1
 Current Road Streak: Won 3
 Last Home Win: 1/18/21, 108-97
 Last Road Win: 1/22/21, 116-98
 Last Home Loss: 11/25/19, 125-113
 Last Road Loss: 3/28/18, 126-114
 Biggest Win: 25 (12/22/09), 112-87
 Biggest Loss: 24 (3/26/14), 107-83

ATLANTA ALL-TIME RECORD vs. MINNESOTA

Season	Home	Road	Neutral	Total
89-90	1-0	0-1	0-0	1-1
90-91	1-0	0-1	0-0	1-1
91-92	1-0	1-0	0-0	2-0
92-93	1-0	1-0	0-0	2-0
93-94	1-0	1-0	0-0	2-0
94-95	1-0	1-0	0-0	2-0
95-96	0-1	1-0	0-0	1-1
96-97	1-0	1-0	0-0	2-0
97-98	0-1	0-1	0-0	0-2
99-00	1-0	0-1	0-0	1-1
00-01	0-1	0-1	0-0	0-2
01-02	0-1	0-1	0-0	0-2
02-03	0-1	0-1	0-0	0-2
03-04	1-0	0-1	0-0	1-1
04-05	1-0	0-1	0-0	1-1
05-06	1-0	0-1	0-0	1-1
06-07	1-0	1-0	0-0	2-0
07-08	1-0	1-0	0-0	2-0
08-09	1-0	1-0	0-0	2-0
09-10	1-0	1-0	0-0	2-0
10-11	1-0	1-0	0-0	2-0
11-12	1-0	0-0	0-0	1-0
12-13	1-0	0-1	0-0	1-1
13-14	1-0	0-1	0-0	1-1
14-15	1-0	1-0	0-0	2-0
15-16	0-1	0-1	0-0	0-2
16-17	0-1	0-1	0-0	0-2
17-18	1-0	0-1	0-0	1-1
18-19	1-0	1-0	0-0	2-0
19-20	0-1	1-0	0-0	1-1
20-21	1-0	1-0	0-0	2-0
TOTALS	23-8	15-15	0-0	38-23

NEW ORLEANS PELICANS

5800 Airline Drive
 Metairie, LA 70003
 (504) 593-4700



2020-21 RESULTS

Atlanta 2-0
 Apr. 2 at New Orleans (126-103, Hawks)
 Bogdanovic 26/Lewis 21
 Apr. 6 at Atlanta (123-107, Hawks)
 Young 30/Williamson 34

SERIES FACTS

Current Streak: Atlanta, five wins
 Current Home Streak: Won 3
 Current Road Streak: Won 2
 Last Home Win: 4/6/21, 123-107
 Last Road Win: 4/2/21, 126-103
 Last Home Loss: 11/22/16, 112-94
 Last Road Loss: 11/13/17, 106-105
 Biggest Win: 23 (4/2/21), 126-103
 (11/14/09), 121-98
 Biggest Loss: 41 (1/21/11), 100-59

ATLANTA ALL-TIME RECORD vs. NEW ORLEANS

Season	Home	Road	Neutral	Total
02-03	2-0	0-2	0-0	2-2
03-04	2-0	0-2	0-0	2-2
04-05	0-1	1-0	0-0	1-1
05-06	1-0	0-1	0-0	1-1
06-07	0-1	0-1	0-0	0-2
07-08	0-1	0-1	0-0	0-2
08-09	1-0	1-0	0-0	2-0
09-10	1-0	0-1	0-0	1-1
10-11	0-1	0-1	0-0	0-2
11-12	0-0	1-0	0-0	1-0
12-13	0-1	1-0	0-0	1-1
13-14	0-1	0-1	0-0	0-2
14-15	1-0	0-1	0-0	1-1
15-16	1-0	1-0	0-0	2-0
16-17	0-1	1-0	0-0	1-1
17-18	1-0	0-1	0-0	1-1
18-19	1-0	1-0	0-0	2-0
20-21	1-0	1-0	0-0	2-0
TOTALS	12-7	8-12	0-0	20-19

OPPONENTS

OPPONENTS

NEW YORK KNICKERBOCKERS

Two Pennsylvania Plaza
New York, NY 10121
(212) 465-6471



2020-21 RESULTS

New York, 3-0
(High Scorer, ATL/NYK)
Jan. 4 at Atlanta (113-108, Knicks)
Young 31/Randle 28
Feb. 15 at New York (123-112, Knicks)
Young 23/Randle 44
Apr. 21 at New York (137-127, OT, Knicks)
Capela 25/Randle 40

SERIES FACTS

Current Streak: New York, four wins
Current Home Streak: Lost 2
Current Road Streak: Lost 3
Last Home Win: 2/9/20, 140-135, 20T
Last Road Win: 12/21/18, 114-107
Last Home Loss: 1/4/21, 113-108
Last Road Loss: 4/21/21, 137-127, OT
Biggest Win: 37 (4/3/87), 126-89
Biggest Loss: 36 (1/3/81), 131-95
36 (4/13/01), 101-65

ATLANTA ALL-TIME RECORD vs. NEW YORK

Season	Home	Road	Neutral	Total
49-51***				3-5
51-55**				9-20
55-68*	38-13	24-23	12-6	74-42
68-69	2-1	0-3	0-0	2-4
69-70	2-1	2-1	0-0	4-2
70-71	1-2	2-1	0-0	3-3
71-72	2-0	1-1	0-0	3-1
72-73	2-1	1-2	0-0	3-3
73-74	1-2	0-3	0-0	1-5
74-75	0-2	0-2	0-0	0-4
75-76	2-0	1-2	0-0	3-2
76-77	1-1	0-2	0-0	1-3
77-78	1-1	1-1	0-0	2-2
78-79	2-0	0-2	0-0	2-2
79-80	3-0	1-2	0-0	4-2
80-81	1-2	1-2	0-0	2-4
81-82	3-0	2-1	0-0	5-1
82-83	1-1	2-1	0-0	3-2
83-84	3-0	1-1	0-0	4-1
84-85	2-1	1-2	0-0	3-3
85-86	3-0	2-1	0-0	5-1
86-87	3-0	2-1	0-0	5-1
87-88	2-1	1-2	0-0	3-3
88-89	1-1	1-1	0-0	2-2
89-90	0-2	1-1	0-0	1-3
90-91	2-0	1-1	0-0	3-1
91-92	1-1	1-1	0-0	2-2
92-93	1-1	1-1	0-0	2-2
93-94	1-1	1-1	0-0	2-2

Season	Home	Road	Neutral	Total
94-95	2-0	0-2	0-0	2-2
95-96	0-1	2-0	0-0	2-1
96-97	1-1	0-2	0-0	1-3
97-98	1-1	1-1	0-0	2-2
98-99	1-1	1-0	0-0	2-1
99-00	2-0	0-1	0-0	2-1
00-01	2-0	0-2	0-0	2-2
01-02	1-1	0-2	0-0	1-3
02-03	1-1	0-2	0-0	1-3
03-04	0-1	0-2	0-0	0-3
04-05	0-2	1-1	0-0	1-3
05-06	2-0	0-2	0-0	2-2
06-07	1-1	0-1	0-0	1-2
07-08	2-0	2-0	0-0	4-0
08-09	1-0	0-2	0-0	1-2
09-10	1-1	0-2	0-0	1-3
10-11	1-1	1-1	0-0	2-2
11-12	1-1	0-1	0-0	1-2
12-13	0-1	0-2	0-0	0-3
13-14	1-1	1-1	0-0	2-2
14-15	1-0	1-1	0-0	2-1
15-16	1-1	1-1	0-0	2-2
16-17	2-0	1-1	0-0	3-1
17-18	1-0	1-1	0-0	2-1
18-19	0-2	1-1	0-0	1-3
19-20	1-1	0-1	0-0	1-2
20-21	0-1	0-2	0-0	0-3
TOTALS	108-55	65-97	12-6	197-183
ATL TOTALS	69-41	41-72	0-0	110-113

***1949-51 signifies Tri-Cities Blackhawks years.
**1951-55 signifies Milwaukee Hawks years.
*1955-68 signifies St. Louis Hawks years.

OKLAHOMA CITY THUNDER

208 Thunder Drive
Oklahoma City, OK 73102
(405) 208-4800



2020-21 RESULTS

Series tied, 1-1
(High Scorer, ATL/OKC)
Feb. 26 at Oklahoma City (118-109, Thunder)
Collins 25/Gilgeous-Alexander 24
Mar. 18 at Atlanta (116-93, Hawks)
Two w/23/Gilgeous-Alexander 19

SERIES FACTS

Current Streak: Atlanta, one win
Current Home Streak: Won 2
Current Road Streak: Lost 4
Last Home Win: 3/18/21, 116-93
Last Road Win: 12/19/16, 110-108
Last Home Loss: 3/13/18, 119-107
Last Road Loss: 2/26/21, 118-109
Biggest Win: 38 (3/15/72), 134-96
Biggest Loss: 29 (1/24/20), 140-111

ATLANTA ALL-TIME RECORD vs. OKLAHOMA CITY

Season	Home	Road	Neutral	Total
67-68*	4-0	3-0	1-0	8-0
68-69	2-1	2-1	0-0	4-2
69-70	4-0	1-2	0-0	5-2
70-71	1-1	2-1	0-0	3-2
71-72	1-2	0-2	0-0	1-4
72-73	2-0	1-1	0-0	3-1
73-74	2-0	2-0	0-0	4-0
74-75	2-0	1-1	0-0	3-1
75-76	1-1	0-2	0-0	1-3
76-77	0-1	1-1	0-0	1-2
77-78	2-0	0-1	0-0	2-1
78-79	1-1	0-2	0-0	1-3
79-80	0-1	0-1	0-0	0-2
80-81	1-0	0-1	0-0	1-1
81-82	0-1	1-0	0-0	1-1
82-83	1-0	0-1	0-0	1-1
83-84	1-0	0-1	0-0	1-1
84-85	1-0	0-1	0-0	1-1
85-86	1-0	0-1	0-0	1-1
86-87	1-0	1-0	0-0	2-0
87-88	1-0	1-0	0-0	2-0
88-89	1-0	0-1	0-0	1-1
89-90	1-0	0-1	0-0	1-1
90-91	1-0	0-1	0-0	1-1
91-92	0-1	1-0	0-0	1-1
92-93	1-0	0-1	0-0	1-1
93-94	1-0	0-1	0-0	1-1

Season	Home	Road	Neutral	Total
94-95	0-1	0-1	0-0	0-2
95-96	0-1	0-1	0-0	0-2
96-97	0-1	1-0	0-0	1-1
97-98	1-0	0-1	0-0	1-1
99-00	0-1	1-0	0-0	1-1
00-01	0-1	1-0	0-0	1-1
01-02	0-1	0-1	0-0	0-2
02-03	1-0	0-1	0-0	1-1
03-04	0-1	1-0	0-0	1-1
04-05	0-1	0-1	0-0	0-2
05-06	0-1	0-1	0-0	0-2
06-07	0-1	0-1	0-0	0-2
07-08	0-1	1-0	0-0	1-1
08-09	1-0	1-0	0-0	2-0
09-10	0-1	0-1	0-0	0-2
10-11	0-1	0-1	0-0	0-2
11-12	1-0	0-0	0-0	1-0
12-13	0-1	1-0	0-0	1-1
13-14	0-1	0-1	0-0	0-2
14-15	1-0	0-1	0-0	1-1
15-16	1-0	0-1	0-0	1-1
16-17	0-1	1-0	0-0	1-1
17-18	0-1	0-1	0-0	0-2
18-19	1-0	0-1	0-0	1-1
19-20	0-0	0-1	0-0	0-1
20-21	1-0	0-1	0-0	1-1
TOTALS	42-27	25-42	1-0	68-69
ATL TOTALS	37-27	22-42	0-0	59-69

* 1967-68 signifies St. Louis Hawks years.

ORLANDO MAGIC

400 W. Church Street, Ste 250
Orlando, FL 32810
(407) 916-2400



2020-21 RESULTS

Atlanta, 3-0
(High Scorer, ATL/ORL)
Mar. 3 at Orlando (115-112, Hawks)
Young 32/Vucevic 29
Apr. 20 at Atlanta (112-96, Hawks)
Young 25/Two w/17
May 13 at Atlanta (116-93, Hawks)
Bogdanovic 27/Hampton 18

SERIES FACTS

Current Streak: Atlanta, three wins
Current Home Streak: Won 2
Current Road Streak: Won 1
Last Home Win: 5/13/21, 116-93
Last Road Win: 3/3/21, 115-112
Last Home Loss: 2/26/20, 130-120
Last Road Loss: 2/10/20, 135-126
Biggest Win: 39 (11/11/89), 148-109
Biggest Loss: 41 (12/19/92), 125-84

ATLANTA ALL-TIME RECORD vs. ORLANDO

Season	Home	Road	Neutral	Total
89-90	2-0	3-0	0-0	5-0
90-91	1-0	0-1	0-0	1-1
91-92	1-1	1-1	0-0	2-2
92-93	1-1	0-2	0-0	1-3
93-94	2-0	1-1	0-0	3-1
94-95	1-1	0-2	0-0	1-3
95-96	2-0	0-2	0-0	2-2
96-97	2-0	1-1	0-0	3-1
97-98	1-1	1-1	0-0	2-2
98-99	1-1	1-1	0-0	2-2
99-00	0-1	0-2	0-0	0-3
00-01	1-1	0-2	0-0	1-3
01-02	1-1	0-2	0-0	1-3
02-03	2-0	0-1	0-0	2-1
03-04	0-2	1-1	0-0	1-3
04-05	1-1	0-2	0-0	1-3
05-06	2-0	0-2	0-0	2-2
06-07	2-0	1-1	0-0	3-1
07-08	1-1	1-1	0-0	2-2
08-09	0-2	1-1	0-0	1-3
09-10	1-1	0-2	0-0	1-3
10-11	2-0	1-1	0-0	3-1
11-12	1-0	2-0	0-0	3-0
12-13	2-0	2-0	0-0	4-0
13-14	1-1	1-1	0-0	2-2
14-15	2-0	1-1	0-0	3-1
15-16	1-1	1-1	0-0	2-2
16-17	1-1	1-1	0-0	2-2
17-18	2-0	0-2	0-0	2-2
18-19	0-2	0-2	0-0	0-4
19-20	1-1	1-1	0-0	2-2
20-21	2-0	1-0	0-0	3-0
TOTALS	40-21	23-39	0-0	63-60

PHILADELPHIA 76ERS

3 Banner Way
Camden, NJ 08103
(215) 339-7600



2020-21 RESULTS

Philadelphia, 2-1
(High Scorer, ATL/PHI)
Jan. 11 at Atlanta (112-94, Hawks)
Young 26/Embiid 24
Apr. 28 at Philadelphia (127-83, 76ers)
Collins 21/Curry 20
Apr. 30 at Philadelphia (126-104, 76ers)
Young 32/Howard 19

SERIES FACTS

Current Streak: Philadelphia, two wins
Current Home Streak: Won 2
Current Road Streak: Lost 3
Last Home Win: 1/11/21, 112-94
Last Road Win: 1/11/19, 123-121
Last Home Loss: 10/28/19, 105-103
Last Road Loss: 4/30/21, 126-104
Biggest Win: 42 (4/5/89), 135-93
Biggest Loss: 47 (12/8/82), 132-85

ATLANTA ALL-TIME RECORD vs. PHILADELPHIA

Season	Home	Road	Neutral	Total
55-68*	34-15	12-30	11-15	57-60
68-69	1-2	0-3	0-0	1-5
69-70	2-1	1-2	0-0	3-3
70-71	3-0	1-2	0-0	4-2
71-72	2-1	1-1	0-1	3-3
72-73	3-0	2-0	1-0	6-0
73-74	2-1	1-1	0-1	3-3
74-75	2-0	0-2	0-0	2-2
75-76	2-1	0-2	0-0	2-3
76-77	1-1	0-2	0-0	1-3
77-78	1-1	1-1	0-0	2-2
78-79	2-0	0-2	0-0	2-2
79-80	2-1	2-1	0-0	4-2
80-81	1-2	0-3	0-0	1-5
81-82	1-2	2-1	0-0	3-3
82-83	2-1	0-3	0-0	2-4
83-84	3-0	2-1	0-0	5-1
84-85	0-2	0-3	0-0	0-5
85-86	3-0	1-1	0-0	4-1
86-87	2-1	1-2	0-0	3-3
87-88	3-0	3-0	0-0	6-0
88-89	2-0	0-2	0-0	2-2
89-90	1-1	1-1	0-0	2-2
90-91	0-2	0-2	0-0	0-4
91-92	1-1	1-1	0-0	2-2
92-93	1-1	2-0	0-0	3-1
93-94	2-0	2-0	0-0	4-0
94-95	1-1	2-0	0-0	3-1
TOTALS	108-55	57-96	12-17	177-168
ATL TOTALS	71-39	42-63	1-2	114-104

* 1955-68 signifies St. Louis Hawks years.

OPPONENTS

OPPONENTS

PHOENIX SUNS

201 E. Jefferson St.
Phoenix, AZ 85004
(602) 379-7900



2020-21 RESULTS

Series tied, 1-1
(High Scorer, ATL/PHO)
Mar. 30 at Phoenix (117-110, Suns)
Bogdanovic 22/Booker 21
May 5 at Atlanta (135-103, Hawks)
Capela 18/Booker 30

SERIES FACTS

Current Streak: Atlanta, one win
Current Home Streak: Won 7
Current Road Streak: Lost 2
Last Home Win: 5/5/21, 135-103
Last Road Win: 2/2/19, 118-112
Last Home Loss: 3/24/14, 102-95
Last Road Loss: 3/30/21, 117-110
Biggest Win: 41 (3/10/71), 139-98
Biggest Loss: 44 (3/30/00), 118-74

ATLANTA ALL-TIME RECORD vs. PHOENIX

Season	Home	Road	Neutral	Total	Season	Home	Road	Neutral	Total
68-69	2-0	3-0	1-0	6-0	95-96	0-1	0-1	0-0	0-2
69-70	2-1	0-2	0-1	2-4	96-97	1-0	0-1	0-0	1-1
70-71	1-2	0-2	0-0	1-4	97-98	0-1	0-1	0-0	0-2
71-72	2-0	1-2	0-0	3-2	98-99	1-0	0-0	0-0	1-0
72-73	1-0	1-1	0-0	2-1	99-00	0-1	0-1	0-0	0-2
73-74	1-1	0-2	0-0	1-3	00-01	0-1	0-1	0-0	0-2
74-75	2-0	2-0	0-0	4-0	01-02	1-0	0-1	0-0	1-1
75-76	0-2	0-2	0-0	0-4	02-03	0-1	0-1	0-0	0-2
76-77	0-2	0-2	0-0	0-4	03-04	0-1	1-0	0-0	1-1
77-78	1-0	1-1	1-0	3-1	04-05	0-1	0-1	0-0	0-2
78-79	1-0	1-1	1-0	3-1	05-06	0-1	0-1	0-0	0-2
79-80	1-0	0-1	0-0	1-1	06-07	0-1	1-0	0-0	1-1
80-81	0-1	0-1	0-0	0-2	07-08	1-0	0-1	0-0	1-1
81-82	1-0	0-1	0-0	1-1	08-09	0-1	0-1	0-0	0-2
82-83	1-0	0-1	0-0	1-1	09-10	1-0	0-1	0-0	1-1
83-84	1-0	0-1	0-0	1-1	10-11	0-1	0-1	0-0	0-2
84-85	1-0	1-0	0-0	2-0	11-12	0-1	1-0	0-0	1-1
85-86	1-0	1-0	0-0	2-0	12-13	1-0	0-1	0-0	1-1
86-87	1-0	0-1	0-0	1-1	13-14	0-1	0-1	0-0	0-2
87-88	1-0	0-1	0-0	1-1	14-15	1-0	1-0	0-0	2-0
88-89	0-1	1-0	0-0	1-1	15-16	1-0	0-1	0-0	1-1
89-90	0-1	0-1	0-0	0-2	16-17	1-0	0-1	0-0	1-1
90-91	0-1	0-1	0-0	0-2	17-18	1-0	0-1	0-0	1-1
91-92	1-0	1-0	0-0	2-0	18-19	1-0	1-0	0-0	2-0
92-93	0-1	0-1	0-0	0-2	19-20	1-0	0-1	0-0	1-1
93-94	1-0	0-1	0-0	1-1	20-21	1-0	0-1	0-0	1-1
94-95	1-0	0-1	0-0	1-1	TOTALS	37-26	18-47	3-1	58-74

PORTLAND TRAIL BLAZERS

One Center Court, Suite 200
Portland, OR 97227
(503) 234-9291



2020-21 RESULTS

Series tied, 1-1
(High Scorer, ATL/POR)
Jan. 16 at Portland (112-106, Trail Blazers)
Young 26/Lillard 36
May 3 at Atlanta (123-114, Hawks)
Gallinari 28/Lillard 33

SERIES FACTS

Current Streak: Atlanta, one win
Current Home Streak: Won 2
Current Road Streak: Lost 4
Last Home Win: 5/3/21, 123-114
Last Road Win: 2/13/17, 109-104, OT
Last Home Loss: 3/29/19, 118-98
Last Road Loss: 1/16/21, 112-106
Biggest Win: 27 (1/17/74), 126-99
Biggest Loss: 40 (11/11/77), 132-92

ATLANTA ALL-TIME RECORD vs. PORTLAND

Season	Home	Road	Neutral	Total	Season	Home	Road	Neutral	Total
70-71	2-0	0-2	0-0	2-2	96-97	1-0	1-0	0-0	2-0
71-72	2-0	2-0	0-0	4-0	97-98	0-1	1-0	0-0	1-1
72-73	2-0	2-0	0-0	4-0	99-00	0-1	0-1	0-0	0-2
73-74	2-0	0-2	0-0	2-2	00-01	1-0	0-1	0-0	1-1
74-75	0-2	1-1	0-0	1-3	01-02	1-0	0-1	0-0	1-1
75-76	1-1	1-1	0-0	2-2	02-03	0-1	0-1	0-0	0-2
76-77	2-0	1-1	0-0	3-1	03-04	0-1	0-1	0-0	0-2
77-78	1-1	0-2	0-0	1-3	04-05	0-1	0-1	0-0	0-2
78-79	2-0	0-2	0-0	2-2	05-06	0-1	0-1	0-0	0-2
79-80	1-0	1-0	0-0	2-0	06-07	0-1	1-0	0-0	1-1
80-81	1-0	0-0	0-1	1-1	07-08	1-0	0-1	0-0	1-1
81-82	1-0	1-0	0-0	2-0	08-09	0-1	0-1	0-0	0-2
82-83	1-0	0-1	0-0	1-1	09-10	1-0	0-1	0-0	1-1
83-84	0-1	0-1	0-0	0-2	10-11	0-1	0-1	0-0	0-2
85-86	1-0	1-0	0-0	2-0	11-12	0-1	1-0	0-0	1-1
86-87	1-0	0-1	0-0	1-1	12-13	1-0	0-1	0-0	1-1
87-88	0-1	0-1	0-0	0-2	13-14	0-1	0-1	0-0	0-2
88-89	1-0	0-1	0-0	1-1	14-15	1-0	1-0	0-0	2-0
89-90	1-0	0-1	0-0	1-1	15-16	1-0	0-1	0-0	1-1
90-91	1-0	0-1	0-0	1-1	16-17	1-0	0-1	0-0	1-1
91-92	0-1	0-1	0-0	0-2	17-18	1-0	0-1	0-0	1-1
92-93	1-0	0-1	0-0	1-1	18-19	1-0	1-0	0-0	2-0
93-94	1-0	0-1	0-0	1-1	19-20	1-0	0-1	0-0	1-1
94-95	0-1	1-0	0-0	1-1	20-21	1-0	0-1	0-0	1-1
95-96	1-0	1-0	0-0	2-0	TOTALS	38-20	21-38	0-1	59-59

OPPONENTS

OPPONENTS

SACRAMENTO KINGS

500 David Stern Way
Sacramento, CA 95814
(916) 928-0000



2020-21 RESULTS

Series tied, 1-1
(High Scorer, ATL/SAC)
Mar. 13 at Atlanta (121-106, Hawks)
Young 28/Fox 32
Mar. 24 at Sacramento (110-108, Kings)
Young 29/Fox 37

SERIES FACTS

Current Streak: Sacramento, one win
Current Home Streak: Won 1
Current Road Streak: Lost 5
Last Home Win: 3/13/21, 121-106
Last Road Win: 3/16/15, 110-103
Last Home Loss: 11/8/19, 121-109
Last Road Loss: 3/24/21, 110-108
Biggest Win: 46 (11/15/17), 126-80
Biggest Loss: 31 (11/1/18), 146-115

ATLANTA ALL-TIME RECORD vs. SACRAMENTO

Season	Home	Road	Neutral	Total
49-55**				14-37
55-68*	46-11	22-37	8-14	76-62
68-69	2-1	1-1	1-0	4-2
69-70	1-1	0-1	2-1	3-3
70-71	2-1	0-3	0-0	2-4
71-72	2-1	1-2	0-0	3-3
72-73	2-0	0-2	0-0	2-2
73-74	0-2	1-1	0-0	1-3
74-75	1-1	1-1	0-0	2-2
75-76	2-0	0-2	0-0	2-2
76-77	0-2	1-0	0-0	1-2
77-78	1-0	1-1	0-0	2-1
78-79	2-0	0-2	0-0	2-2
79-80	0-1	0-1	0-0	0-2
80-81	1-0	0-1	0-0	1-1
81-82	1-0	0-1	0-0	1-1
82-83	0-1	0-1	0-0	0-2
83-84	0-1	0-1	0-0	0-2
84-85	0-1	0-1	0-0	0-2
85-86	1-0	1-0	0-0	2-0
86-87	1-0	1-0	0-0	2-0
87-88	0-1	1-0	0-0	1-1
88-89	1-0	1-0	0-0	2-0
89-90	1-0	0-1	0-0	1-1
90-91	1-0	1-0	0-0	2-0
91-92	1-0	0-1	0-0	1-1
92-93	1-0	0-1	0-0	1-1
93-94	1-0	1-0	0-0	2-0
TOTALS	90-31	45-76	11-15	160-159
ATL TOTALS	44-20	23-39	3-1	70-60

** 1949-55 signifies Tri-Cities (49-51)
and Milwaukee (51-55) years.
* 1955-68 signifies St. Louis Hawks years.

SAN ANTONIO SPURS

AT&T Center
One AT&T Center
San Antonio, TX 78219
(210) 444-5000



2020-21 RESULTS

Series tied, 1-1
(High Scorer, ATL/SAS)
Feb. 12 at Atlanta (125-114, Spurs)
Young 25/DeRozan 23
Apr. 1 at San Antonio (134-129, OT, Hawks)
Three w/28/DeRozan 36

SERIES FACTS

Current Streak: San Antonio, one win
Current Home Streak: Lost 1
Current Road Streak: Won 2
Last Home Win: 11/5/19, 108-100
Last Road Win: 4/1/21, 134-129, OT
Last Home Loss: 2/12/21, 125-114
Last Road Loss: 4/2/19, 117-111
Biggest Win: 24 (11/28/87), 124-100
Biggest Loss: 39 (11/21/03), 114-75

ATLANTA ALL-TIME RECORD vs. SAN ANTONIO

Season	Home	Road	Neutral	Total
76-77	2-0	2-0	0-0	4-0
77-78	1-1	0-2	0-0	1-3
78-79	2-0	1-1	0-0	3-1
79-80	2-1	3-0	0-0	5-1
80-81	1-0	0-1	0-0	1-1
81-82	0-1	1-0	0-0	1-1
82-83	0-1	0-1	0-0	0-2
83-84	1-0	0-1	0-0	1-1
84-85	0-1	0-1	0-0	0-2
85-86	1-0	0-1	0-0	1-1
86-87	1-0	1-0	0-0	2-0
87-88	1-0	1-0	0-0	2-0
88-89	1-0	0-1	0-0	1-1
89-90	1-0	0-1	0-0	1-1
90-91	1-0	1-0	0-0	2-0
91-92	0-1	0-1	0-0	0-2
92-93	1-0	1-0	0-0	2-0
93-94	1-0	0-1	0-0	1-1
94-95	1-0	0-1	0-0	1-1
95-96	0-1	0-1	0-0	0-2
96-97	1-0	1-0	0-0	2-0
97-98	1-0	0-1	0-0	1-1
99-00	0-1	0-1	0-0	0-2
00-01	0-1	0-1	0-0	0-2
01-02	0-1	0-1	0-0	0-2
02-03	1-0	0-1	0-0	1-1
03-04	0-1	0-1	0-0	0-2
04-05	0-1	0-1	0-0	0-2
05-06	0-1	0-1	0-0	0-2
06-07	1-0	0-1	0-0	1-1
07-08	1-0	0-1	0-0	1-1
08-09	1-0	1-0	0-0	2-0
09-10	1-0	1-0	0-0	2-0
10-11	1-0	1-0	0-0	2-0
11-12	0-0	1-0	0-0	1-0
12-13	1-0	1-0	0-0	2-0
13-14	1-0	1-0	0-0	2-0
14-15	1-0	1-0	0-0	2-0
15-16	1-0	0-1	0-0	1-1
16-17	1-0	0-1	0-0	1-1
17-18	1-0	0-1	0-0	1-1
18-19	0-1	0-1	0-0	0-2
19-20	0-1	0-0	0-0	0-1
20-21	1-0	0-1	0-0	1-1
TOTALS	90-31	45-76	11-15	160-159
ATL TOTALS	44-20	23-39	3-1	70-60

TOTALS 27-21 14-35 0-0 41-56

OPPONENTS

OPPONENTS

TORONTO RAPTORS

50 Bay Street, Ste 500
Toronto, ON M5J 2L2
(416) 815-5500



2020-21 RESULTS

Atlanta, 3-0
(High Scorer, ATL/TOR)
Feb. 6 at Atlanta (132-121, Hawks)
Young 28/Boucher 29
Mar. 11 at Toronto (121-120, Hawks)
Young 37/Powell 33
Apr. 13 at Toronto (108-103, Hawks)
Bogdanovic 23/Siakam 30

SERIES FACTS

Current Streak: Atlanta, three wins
Current Home Streak: Won 1
Current Road Streak: Won 2
Last Home Win: 2/6/21, 132-121
Last Road Win: 4/13/21, 108-103
Last Home Loss: 1/20/20, 122-117
Last Road Loss: 1/28/20, 130-114
Biggest Win: 31 (12/2/09), 146-115
Biggest Loss: 44 (12/3/16), 128-84

ATLANTA ALL-TIME RECORD vs. TORONTO

Season	Home	Road	Neutral	Total
95-96	2-0	2-0	0-0	4-0
96-97	2-0	2-0	0-0	4-0
97-98	2-0	2-0	0-0	4-0
98-99	1-1	1-0	0-0	2-1
99-00	1-1	1-1	0-0	2-2
00-01	1-1	1-1	0-0	2-2
01-02	0-2	0-2	0-0	0-4
02-03	1-1	0-2	0-0	1-3
03-04	1-1	0-2	0-0	1-3
04-05	0-1	1-1	0-0	1-2
05-06	0-2	1-1	0-0	1-3
06-07	1-1	1-1	0-0	2-2
07-08	1-1	0-1	0-0	1-2
08-09	2-0	1-1	0-0	3-1
09-10	2-0	1-1	0-0	3-1
10-11	1-0	2-0	0-0	3-0
11-12	1-1	2-0	0-0	3-1
12-13	1-1	1-0	0-0	2-1
13-14	2-0	0-2	0-0	2-2
14-15	0-2	1-1	0-0	1-3
15-16	1-1	0-2	0-0	1-3
16-17	1-0	1-1	0-0	2-1
17-18	0-2	0-2	0-0	0-4
18-19	0-2	0-1	0-0	0-3
19-20	0-2	0-1	0-0	0-3
20-21	1-0	2-0	0-0	3-0
TOTALS	25-23	23-24	0-0	48-47

UTAH JAZZ

1420 S 500 W
Salt Lake City, UT 84115
(801) 325-2500



2020-21 RESULTS

Utah, 2-0
(High Scorer, ATL/UT)
Jan. 15 at Utah (116-92, Jazz)
Reddish 20/Mitchell 26
Feb. 4 at Atlanta (112-91, Jazz)
Collins 17/Clarkson 23

SERIES FACTS

Current Streak: Utah, three wins
Current Home Streak: Lost 2
Current Road Streak: Lost 2
Last Home Win: 3/21/19, 117-114
Last Road Win: 3/20/18, 99-94
Last Home Loss: 2/4/21, 112-91
Last Road Loss: 1/15/21, 116-92
Biggest Win: 34 (12/2/78), 128-94
Biggest Loss: 29 (11/13/76), 115-86

ATLANTA ALL-TIME RECORD vs. UTAH

Season	Home	Road	Neutral	Total
74-75	3-1	0-4	0-0	3-5
75-76	1-2	1-2	0-0	2-4
76-77	0-2	1-1	0-0	1-3
77-78	1-0	0-1	1-1	2-2
78-79	2-0	0-2	0-0	2-2
79-80	1-0	1-0	0-0	2-0
80-81	1-0	1-0	0-0	2-0
81-82	1-0	1-0	0-0	2-0
82-83	1-0	1-0	0-0	2-0
83-84	1-0	0-1	0-0	1-1
84-85	0-0	1-0	1-0	1-0
85-86	0-1	0-1	0-0	0-2
86-87	1-0	1-0	0-0	2-0
87-88	1-0	0-1	0-0	1-1
88-89	0-1	1-0	0-0	1-1
89-90	1-0	0-1	0-0	1-1
90-91	1-0	0-1	0-0	1-1
91-92	1-0	0-1	0-0	1-1
92-93	1-0	1-0	0-0	2-0
93-94	1-0	0-1	0-0	1-1
94-95	0-1	0-1	0-0	0-2
95-96	1-0	0-1	0-0	1-1
96-97	1-0	0-1	0-0	1-1
TOTALS	32-20	17-34	2-1	51-55

OPPONENTS

OPPONENTS

WASHINGTON WIZARDS

1100 Oak Drive SE
Washington, DC 20032
(202) 661-5000



2020-21 RESULTS

Atlanta, 3-0
(High Scorer, ATL/WAS)
Jan. 29 at Washington (116-100, Wizards)
Young 41/Two w/26
May 10 at Atlanta (125-124, Hawks)
Young 36/Westbrook 28
May 12 at Atlanta (120-116, Hawks)
Young 33/Westbrook 34

SERIES FACTS

Current Streak: Atlanta, three wins
Current Home Streak: Won 4
Current Road Streak: Won 1
Last Home Win: 5/12/21, 120-116
Last Road Win: 1/19/21, 116-100
Last Home Loss: 12/5/18, 131-117
Last Road Loss: 3/6/20, 118-112
Biggest Win: 31 (1/11/15), 120-89
Biggest Loss: 32 (4/9/11), 115-83

ATLANTA ALL-TIME RECORD vs. WASHINGTON

Season	Home	Road	Neutral	Total	Season	Home	Road	Neutral	Total
61-68*	22-4	10-19	6-5	38-28	95-96	1-1	0-2	0-0	1-3
68-69	1-2	1-2	0-0	2-4	96-97	2-0	0-1	0-0	2-1
69-70	1-2	1-2	0-0	2-4	97-98	2-0	2-0	0-0	4-0
70-71	1-2	2-1	0-0	3-3	98-99	1-1	1-0	0-0	2-1
71-72	2-1	0-3	0-0	2-4	99-00	1-1	0-2	0-0	1-3
72-73	3-1	0-3	0-0	3-4	00-01	1-1	1-1	0-0	2-2
73-74	3-1	1-3	0-0	4-4	01-02	0-1	0-2	0-0	0-3
74-75	3-1	0-4	0-0	3-5	02-03	1-1	1-1	0-0	2-2
75-76	1-2	0-3	0-0	1-5	03-04	1-1	1-1	0-0	2-2
76-77	1-1	0-2	0-0	1-3	04-05	0-2	0-2	0-0	0-4
77-78	0-1	0-2	1-0	1-3	05-06	1-1	0-2	0-0	1-3
78-79	1-1	1-1	0-0	2-2	06-07	1-1	0-2	0-0	1-3
79-80	3-0	0-3	0-0	3-3	07-08	0-2	2-0	0-0	2-2
80-81	1-2	0-2	0-0	1-4	08-09	2-0	2-0	0-0	4-0
81-82	2-1	0-3	0-0	2-4	09-10	2-0	2-0	0-0	4-0
82-83	3-0	1-2	0-0	4-2	10-11	2-0	1-1	0-0	3-1
83-84	2-1	2-1	0-0	4-2	11-12	2-0	1-0	0-0	3-0
84-85	3-0	0-3	0-0	3-3	12-13	2-0	1-1	0-0	3-1
85-86	1-1	0-3	0-0	1-4	13-14	1-1	0-2	0-0	1-3
86-87	3-0	2-0	0-0	5-0	14-15	2-0	1-1	0-0	3-1
87-88	2-1	1-2	0-0	3-3	15-16	1-1	1-1	0-0	2-2
88-89	2-0	1-1	0-0	3-1	16-17	1-1	0-2	0-0	1-3
89-90	0-2	2-0	0-0	2-2	17-18	1-1	1-1	0-0	2-2
90-91	2-0	0-2	0-0	2-2	18-19	1-1	1-1	0-0	2-2
91-92	1-1	1-1	0-0	2-2	19-20	1-0	0-2	0-0	1-2
92-93	1-1	1-1	0-0	2-2	20-21	2-0	1-0	0-0	3-0
93-94	2-0	2-0	0-0	4-0	TOTALS	101-47	51-97	7-5	159-149
94-95	2-0	2-0	0-0	4-0	ATL TOTALS	77-43	40-78	1-0	121-121

* 1961-68 signifies St. Louis Hawks years

ATLANTA HAWKS ALL - TIME RECORD

Team	Hawks Record W-L	Atlanta Record W-L
Boston Celtics	144-241	93-132
Brooklyn Nets (1)	102-83	102-83
Charlotte Hornets (2)	65-57	65-57
Chicago Bulls	116-132	103-124
Cleveland Cavaliers	124-108	124-108
Dallas Mavericks	44-36	44-36
Denver Nuggets	51-42	51-42
Detroit Pistons (3)	183-173	100-130
Golden State Warriors (4)	145-148	61-70
Houston Rockets (5)	78-80	71-78
Indiana Pacers	103-94	103-94
L.A. Clippers (6)	79-47	79-47
L.A. Lakers (7)	141-192	50-83
Memphis Grizzlies (8)	30-20	30-20
Miami Heat	56-70	56-70
Milwaukee Bucks	112-114	112-114
Minnesota Timberwolves	38-23	38-23
New Orleans Pelicans (9)	20-19	20-19
New York Knickerbockers	197-183	110-113
Oklahoma City Thunder (10)	68-69	59-69
Orlando Magic	63-60	63-60
Philadelphia 76ers (11)	177-168	114-104
Phoenix Suns	58-74	58-74
Portland Trail Blazers	59-59	59-59
Sacramento Kings (12)	160-159	70-60
San Antonio Spurs	41-56	41-56
Toronto Raptors	48-47	48-47
Utah Jazz (13)	51-55	51-55
Washington Wizards (14)	159-149	122-121

- 1 - New Jersey/Brooklyn Nets
- 2 - Charlotte Bobcats/Charlotte Hornets
- 3 - Ft. Wayne/Detroit Pistons
- 4 - Philadelphia/San Francisco/Golden State Warriors
- 5 - San Diego/Houston Rockets
- 6 - Buffalo Braves/San Diego/Los Angeles Clippers
- 7 - Minneapolis/Los Angeles Lakers
- 8 - Vancouver/Memphis Grizzlies
- 9 - New Orleans-Oklahoma City/New Orleans Hornets/New Orleans Pelicans
- 10 - Oklahoma City/Seattle SuperSonics/Oklahoma City Thunder
- 11 - Syracuse Nationals/Philadelphia 76ers
- 12 - Rochester/Cincinnati Royals/Kansas City-Omaha/Kansas City/Sacramento Kings
- 13 - New Orleans/Utah Jazz
- 14 - Chicago Packers/Zephyrs/Baltimore/Capital/Washington Bullets/Wizards

OPPONENTS

OPPONENTS



Bally

SPORTS

SOUTHEAST

HOME OF THE



GAME ON



DirectTV ch.649 DirectTV Stream ch.649 Spectrum ch.723 U-Verse ch.1729 Xfinity ch.1251

 @HAWKSONBALLY
  BALLYSPORTSSO



MEDIA



13 BOGDAN
BOGDANOVIC

MEDIA INFORMATION

Garin Narain
Senior VP of Public Relations
garin.narain@hawks.com
O: 404.878.3893
C: 404.395.0710

Jon Steinberg
VP of Basketball Communications
jon.steinberg@hawks.com
O: 404.878.3266
C: 404.388.2778

Welcome to the 2021-22 edition of Atlanta Hawks and NBA basketball. The organization appreciates your efforts and extends its cooperation to assist you in your duties. In an effort to continue a smooth and efficient operation this season, the following rules have been established.

GENERAL INFORMATION

Additional Hawks information and photographs are available by contacting the PR Department at 404.878.3800. Further information is available via the Hawks PR twitter feed (@hawkspr) and the Hawks media website (<http://atlantahawkspr.wordpress.com/>).

INTERVIEW REQUESTS

When requesting interviews with members of the Hawks coaching staff, its players and other members of the organization, please contact the PR Department.

PRACTICE INFORMATION

Practice information and protocols for the 2021-22 season haven't been determined at this time.

PHOTOGRAPHERS & VIDEOGRAPHERS

Photographer and videographer information for the 2021-22 season haven't been determined at this time.

SHOOTAROUNDS

Shootaround information and protocols for the 2021-22 season haven't been determined at this time.

STATE FARM ARENA DIRECTIONS/PARKING

Going north from the airport on I-75/85, take the World Congress Center/Andrew Young International Blvd. exit. Turn left at end of the exit onto International. Proceed to Centennial Olympic Park Drive and take a left. At the corner of Marietta Street, take a right. Specific media parking information for the 2020-21 season hasn't been determined at this time.

MEDIA INFORMATION, CONTINUED**SEASON MEDIA CREDENTIALS**

Season media credential information and protocols for the 2021-22 season haven't been determined at this time.

SINGLE-GAME MEDIA CREDENTIALS

Single-game media credential information and protocols for the 2021-22 season haven't been determined at this time.

STILL PHOTOGRAPHERS & TV VIDEOGRAPHERS CREDENTIALS

Still photographer and TV videographer credential information and protocols for the 2021-22 season haven't been determined at this time.

LOCKER ROOM ACCESS

Locker room access and protocols for the 2021-22 season haven't been determined at this time.

STATE FARM ARENA WORKROOM (SEKOU SMITH MEDIA ROOM)

The location of the State Farm Arena Media Workroom for the 2021-22 season hasn't been determined at this time.

MEDIA INFORMATION, CONTINUED

PRESS ENTRANCE

Press entrance information and protocols for the 2021-22 season haven't been determined at this time.

PRESS SERVICES

Press services information for the 2021-22 season hasn't been determined at this time.

PREGAME/POSTGAME COACHES INTERVIEW ROOM

Pregame and postgame coach interview protocols for the 2021-22 season haven't been determined at this time.

AUTOGRAPHS

Media members are not permitted to ask for players' or coaches' autographs during media access periods.

PLAYER WARMUPS

Protocols surrounding access to player warmups for the 2021-22 season haven't been determined at this time.

TICKET REQUESTS

Media members wishing to purchase tickets to any Hawks home or road game are asked to request these tickets through the PR Department or the ticket office. While there is no guarantee that each request will be fulfilled, we ask that all requests are made in advance.

STATISTICAL AND PRESS RELEASE INFORMATION

Statistics, team and player information can always be found on the Hawks web site at www.hawks.com. The Hawks also disseminate information to accredited members of the media through e-mail. Should you desire to receive press releases and other information via e-mail, please contact the Hawks PR Department. Media are also encouraged to log onto the Hawks media website (<http://atlantahawkspr.wordpress.com>) and follow @hawkspr on Twitter for the latest practice information, injury updates and more.

MEDIA INFORMATION, CONTINUED

STEVE HOLMAN



Voice of the Hawks

The "Voice of the Hawks," Atlanta Sports Hall of Famer and Georgia Radio Hall of Famer Steve Holman is in his 37th season, and has never missed a Hawks' regular season or playoff radio broadcast, a span of 2,738 games. His play-by-play streak, which began in March of 1989, hit game number 2,500 in the Hawks' 2018-19 opener at New York on October 17, 2018. He has broadcast Hawks games in five different decades.

The 2014, 2016, 2018 and 2019 Georgia Sportscaster of the Year by the National Sports Media Association, Holman also took home three consecutive Gabby Awards from the Georgia Association of Broadcasters (2015-17) and was inducted into the organization's Hall of Fame in 2017.

Holman has announced Hawks games around the globe, including contests from Russia, England, Puerto Rico and Canada, and has been a part of several notable historical calls, including the night Dominique Wilkins became the team's all-time scoring leader, Lenny Wilkens' record-breaking 939th career win and the Hawks' first-ever trip to the Eastern Conference Finals in 2015.

The 67-year-old Holman had done play-by-play and color commentary on Hawks broadcasts for three-and-a-half years before taking over the full time play-by-play duties in 1989.

During the 1996 Centennial Olympic Games in Atlanta, Holman was part of Westwood One's/NBA National Radio coverage, calling play-by-play action for both the United States men's and women's gold medal basketball teams, in addition to boxing.

Holman's first radio job was as a 17-year-old high school senior at WCCM, where he got to work under sportscasting icon Curt Gowdy, who owned the station. Holman has been involved in the NBA since the early 1970s when he was broadcast assistant to the Boston Celtics' late play-by-play legend Johnny Most. Holman's first experience calling NBA action came in 1976 when Most lost his voice mid-game.

He has been a fixture on Atlanta radio since 1980 when he arrived to work on Falcons football and Atlanta Chiefs soccer. Along with his numerous awards for sports reporting, Holman has also won the Georgia Associated Press Award. Holman's son, Scott, and wife Amy, are the parents of Holman's grandchildren, Connor, Caitlyn and Collier Steven. His son, Steve Jr., passed away after a short illness on January 19, 2018. The Steve Holman Jr. Media Award endowment was established at Woodward Academy in Atlanta in his memory (Woodward.edu/Holman).

On March 23, 2015, Holman was honored on the floor of the Georgia State House of Representatives after a meeting with Georgia Governor Nathan Deal.

Holman was born March 5, 1954 in Lawrence, Massachusetts.

BOB RATHBUN



TV Play-by-Play

has called the championship of The Basketball Tournament for ESPN.

The longest-tenured TV play-by-play announcer in Atlanta Hawks history and one of the NBA's most recognizable and decorated play-by-play announcers, Bob Rathbun is in his 26th season as the television voice for the Hawks. Rathbun calls all of the games on the Hawks' Bally Sports Southeast package.

Rathbun has earned a variety of significant broadcasting awards during his career. His play-by-play has won 13 Southeast Regional Emmy Awards, including one in 2020 for the Hawks vs. Miami Heat broadcast February 20, 2020. In 2012, he earned his second Georgia Sportscaster of the Year honors from the National Sportscasters and Sportswriters Association (NSSA). Rathbun received the Positivity in Broadcasting Award in June 2017, from Positive Athlete Georgia.

Rathbun's basketball work has touched nearly all of the major broadcast outlets. His NBA work has earned him opportunities to call games for TNT and NBA TV, after a collegiate resume that includes stints with CBS (NCAA basketball tournament), ABC, and ESPN (college basketball plus college football and the College World Series). Each of the last four summers, he has called the championship of The Basketball Tournament for ESPN.

Rathbun has served as the college basketball play-by-play announcer for the ACC Television Network since 1988, and he has called games for both the ACC and the SEC on Bally Sports South since he arrived in Atlanta in 1996. He was also the network's play-by-play voice for the WNBA's Atlanta Dream for 10 years.

With an extensive sports background, Rathbun's broadcasting career has earned him eight Sportscaster of the Year honors (Virginia: 1980-82, 1985, 1988-89; Georgia 1998, 2012), a Distinguished Service Award from the ACC (1994), and a Distinguished Alumni Award from Catawba College (1988). He was inducted into his alma mater's Sports Hall of Fame in 2006 and joined the Virginia Sports Hall of Fame in 2008.

His baseball resume includes 10 years as Fox Sports South's voice of the Atlanta Braves, three seasons on radio in Detroit with the Tigers, and part-time work on Baltimore Orioles' TV broadcasts.

Rathbun, who graduated with a Bachelor of Arts degree in speech from Catawba College (1976), and his wife Marybeth have two adult children, Court and Grace.

ATLANTA HAWKS

MEDIA INFORMATION, CONTINUED



Monique Billings
Hawks Live Analyst



Vince Carter
Hawks TV Analyst



Mike Conti
Hawks Radio Host



Kelly Crull
Hawks Host/Reporter



Lauren Jbara
Hawks TV Reporter



Renee Montgomery
Hawks Live Analyst



Brian Oliver
Hawks Live Analyst



Treavor Scales
Hawks LIVE Host

MEDIA





ARENA



1 HARRY
THE HAWK

STATE FARM ARENA

BASKETBALL CAPACITY: 16,841



Located in the heart of downtown Atlanta's Centennial Park District, State Farm Arena celebrates the city, literally spelling "ATLANTA" in 65-foot letters to welcome fans from all over the southeast United States. As the premier venue for sports and live entertainment in the region, State Farm Arena delivers top-ranked concert tours, professional and collegiate sporting events, family shows and conferences in a world-class setting with unparalleled customer service. The arena consistently ranks among the top venues in the world. State Farm Arena hosts approximately 170 events and nearly 2 million guests annually. In February of 2017, the venue became a completely smoke-free campus as part of the organization's commitment to offer a healthier environment for guests and employees.

In 2020, while Hawks games and concerts were being postponed and cancelled due to the global pandemic, the Hawks and State Farm Arena made good use of the time for a greater cause. Fulton County and the Hawks transformed State Farm Arena into Georgia's largest-ever voting precinct for early voting for the General Election. The Atlanta Hawks & State Farm Arena, and Fulton County, were the first professional sports team and local municipality to partner in making the team's primary venue available as a polling precinct to adequately adhere to CDC-recommended social distancing guidelines and provide the opportunity for tens of thousands of residents to cast their ballot in a state-of-the-art, centrally located facility.

Prior to re-opening in October 2018, State Farm Arena completed a three-phase, 16-month, \$192.5 million transformation – the second-largest arena renovation in the history of the NBA at the time of its completion. The transformed structure contains the third-largest center-hung scoreboard in the NBA, a sensory-inclusive room and was the first NBA venue to offer fan-friendly food pricing, with 12 popular food and beverage items priced at \$5 or less. The building also features first-of-its-kind in-venue entertainment options, including Topgolf Swing Suites, the company's first permanent amenity in a major sports arena, Killer Mike's SWAG Shop (a four-chair barbershop overlooking the court) and the signature Hawks Bar, the NBA's first courtside bar, located in front of the Delta SKY360° Club.

Since opening its doors in September 1999, the Atlanta landmark has hosted many world-class events, including most recently, the 2021 NBA All-Star events. In the past, the venue has hosted 2003 NBA All-Star events, 2004 U.S. Figure Skating Championship, 2018 NCAA Division 1 Men's Basketball Championship South Regional, and world-class performances by artists such as Elton John, The Rolling Stones, Justin Timberlake, Beyoncé, Paul McCartney and Garth Brooks.

The venue adjoins world news hub CNN Center and sits within yards of the Georgia World Congress Center, Mercedes-Benz Stadium, the Georgia Aquarium, Chick-fil-A College Football Hall of Fame, World of Coca-Cola and Centennial Olympic Park in the Centennial Park District in downtown Atlanta. With the downtown area boasting a large number of hotel options, State Farm Arena is truly a destination for live sports and entertainment.

RANKINGS AND ACCOLADES

Named for its title sponsor State Farm, State Farm Arena has earned numerous industry, media and public accolades for its design, acoustics, amenities and spectrum of events.

State Farm Arena consistently ranks among North America's Top 15 arenas based on attendance by Billboard and Pollstar magazines. In 2016, the venue ranked No. 13 on Pollstar Magazine's year-end list of top arenas. In 2020, Pollstar named State Farm Arena the Best New Concert Venue. In 2019-20, the venue ranked top five in the NBA in overall fan satisfaction and net promoter score. In 2019, the Association of Luxury Suite Directors awarded the venue with Best Premium Club Spaces, Benefits and Activations. Also in 2019, the International Association of Venue Manager (IAVM) presented the Venue Excellence Award to State Farm Arena while Sports Business Journal named a finalist in the annual Sports Business Awards for Venue of the Year. In 2017-18 and 2018-19, the venue was top across the NBA in in-game experience.

State Farm Arena's video production team has been recognized for excellence with multiple Golden Matrix Awards for video production at the annual IDEA Conferences, including awards in 2002 and 2005 for best overall video display for basketball, and in 2014 for best in-game feature. In 2019, Hawks Studios won a Golden Matrix for Best Promotional Video.

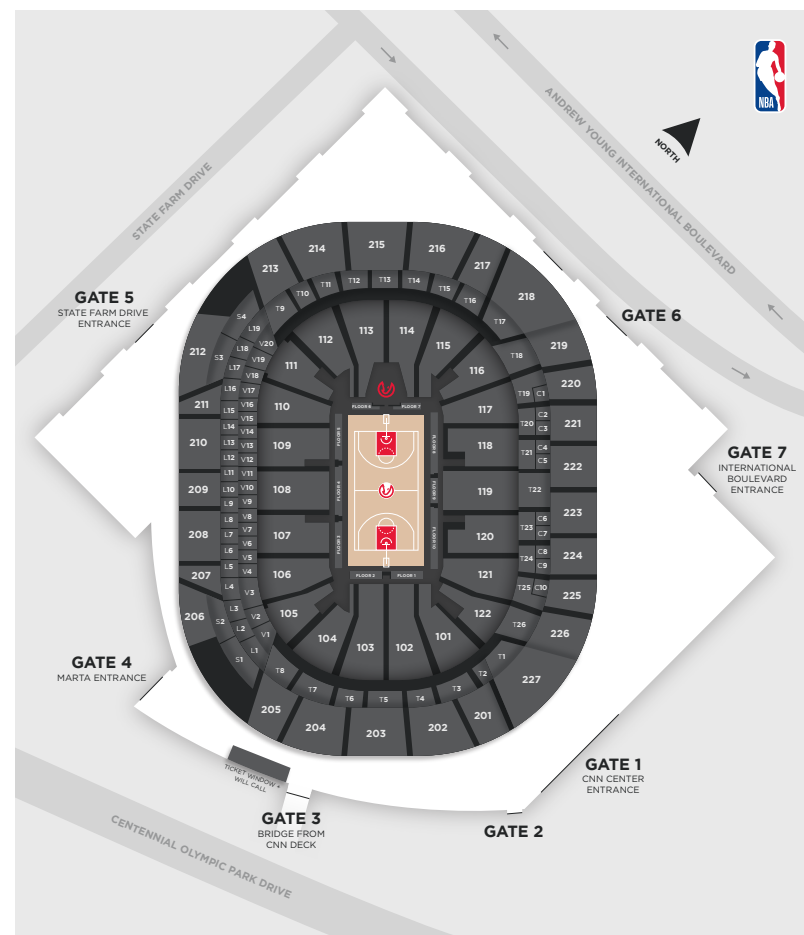
HISTORY

On Aug. 29, 2018, State Farm and the Atlanta Hawks announced a 20-year collaboration, including the placement of the nationally-renowned company's logo and marks atop the best sports and live entertainment venue in Atlanta. State Farm Arena replaced the Omni Coliseum when it was imploded in 1997. The Omni was home to the NBA's Atlanta Hawks beginning with the 1968-69 season when they moved from St. Louis.

State Farm Arena's sports attendance record of 20,425 was set on May 2, 2008 during the Hawks' thrilling NBA Playoffs win over the Boston Celtics, in game six of their first round series.

More than simply a music venue, State Farm Arena hosts a variety of sports, entertainment and family events annually including the Harlem Globetrotters and Disney On Ice. It's a space of connection, access, memories, art and most of all, Atlanta.

STATE FARM ARENA SEATING CHART



CAPACITY AND ACCESSIBILITY

Maximum seating capacity of State Farm Arena (approximate): 16,841 for Basketball

State Farm Arena meets all standards for accessibility by persons with disabilities. Disabled seating areas are accessible by wheelchairs and provide views of the arena floor equal to the sightlines for standing spectators. Visit <http://www.statefarmarena.com> for an up-to-date schedule of events at State Farm Arena.

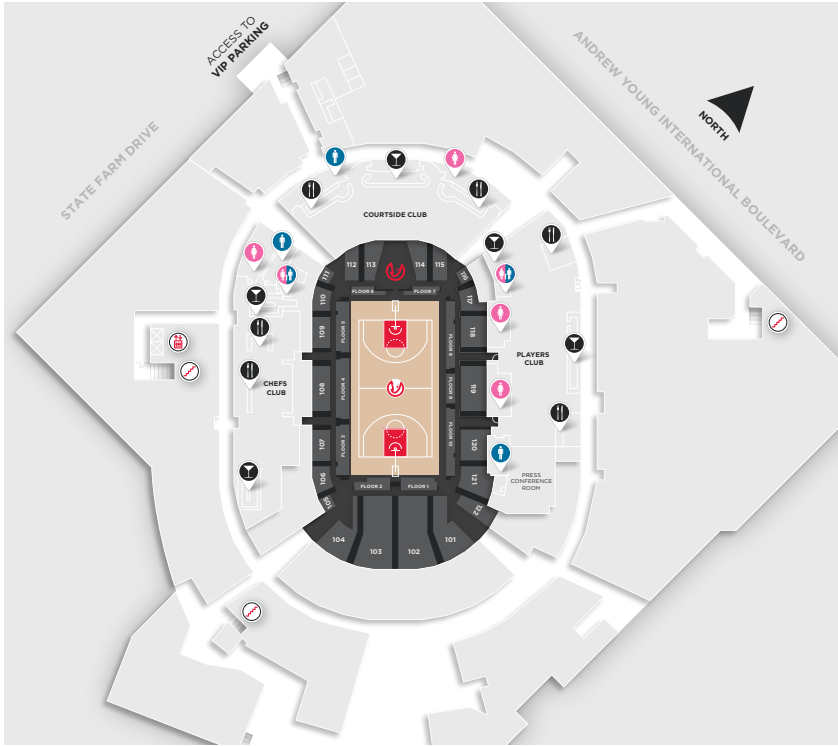
DIRECTIONS

State Farm Arena is located next to CNN Center, at the intersection of Marietta Street and Centennial Olympic Park Drive.


MEDIA

For any interview inquiries or media requested related to State Farm Arena, please contact StateFarm.ArenaPR@hawks.com

STATE FARM ARENA SERVICE LEVEL MAP



NBA COURT DIMENSIONS



DIRECTIONS TO STATE FARM ARENA:

Going north from the airport on I-75/85, take the World Congress Center/Andrew Young International Blvd. exit. Turn left at the end of the exit onto International. Proceed to Centennial Olympic Park Drive and take a left. At the corner of Marietta Street, take a right. At Baker Street, take a left, cross over the railroad tracks, and follow the signs to Media Parking Lot A. If parking is not available in Lot A, proceed to Ruby Lot (formerly called Lot B) and you will find additional press parking at that location.



Welcome to the Chick-fil-A® Fan Zone



ATLANTA HAWKS

ATLANTA HAWKS

State Farm ARENA

ATLANTA HAWKS



ATLANTA HAWKS 12:00 1ST 24 BROOKSTONE 0 PROVIDENCE 0 ATLANTA HAWKS
FOULS 0 TIMEOUTS 7 FOULS 0 TIMEOUTS 7

TRUE TO ATLANTA

State Farm ARENA

State Farm ARENA

