
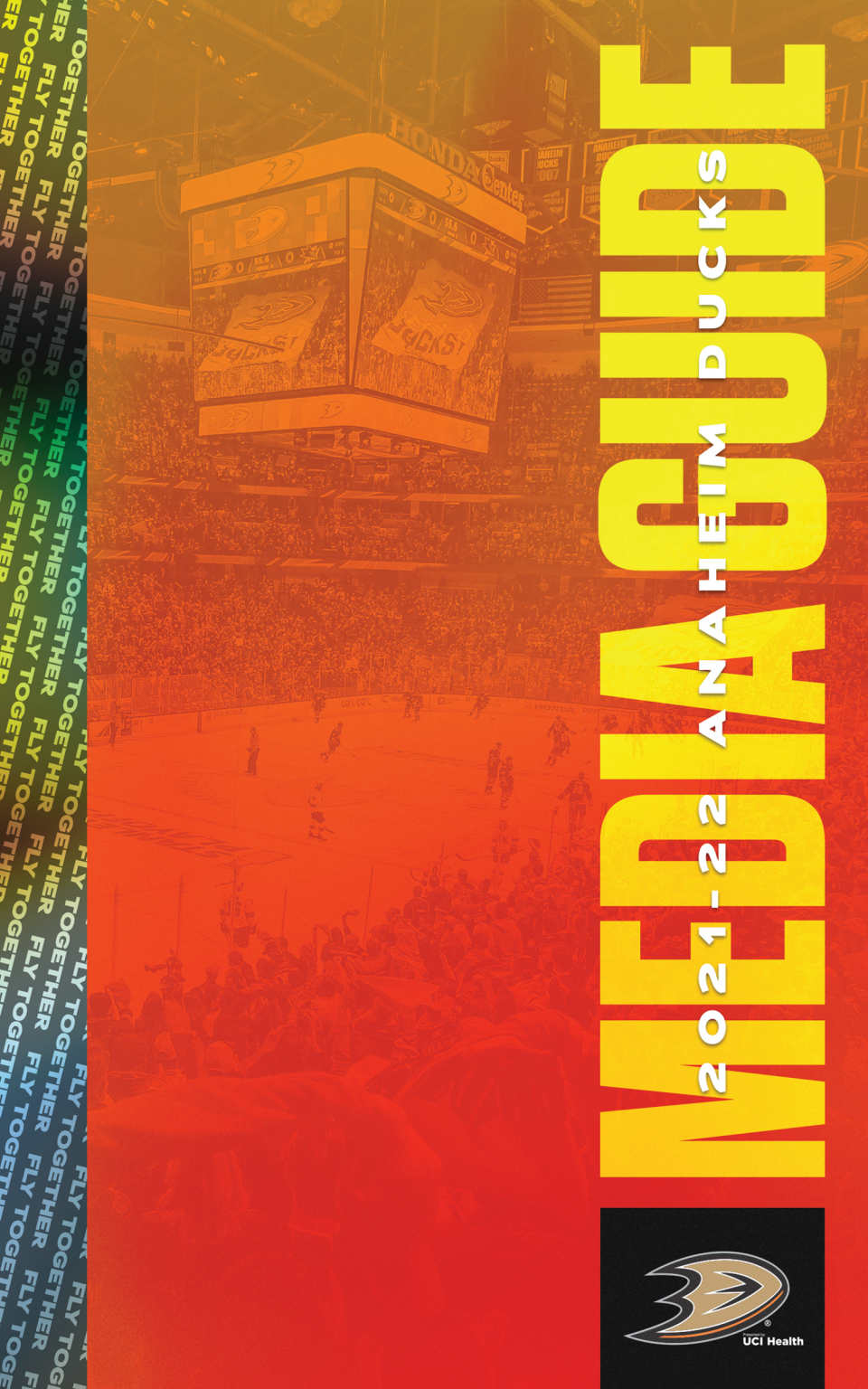




# AN AHEIM DUCKS



# MEADOW ANAHEIM DUCKS 2021-22



*Bally*  
**SPORTS**

***HOME OF THE***



***GAME  
ON***

**BALLYSPORTS.COM**



# TABLE OF CONTENTS



ocVIBE.....	2	Player Personnel .....	125
Ownership .....	4	San Diego Gulls .....	126
Front Office Biographies.....	6	Team History .....	133
Club Directory .....	11	Final Statistics (Year-by-Year).....	202
Coaches .....	18	Coaches & Captains.....	223
The Ducks and Honda Center in the Community.....	31	Retired Numbers .....	242
Broadcasting Information.....	38	Draft History.....	261
Honda Center & Ticket Information .....	42	Records.....	267
Player Biographies .....	49	Playoffs.....	285
In the System.....	94	Opponents.....	339
Future Ducks .....	116	NHL On-Ice Officials .....	356

## ANAHEIM DUCKS 2021-22 MEDIA GUIDE

### Chief Editor

Steve Brown

### Writer

Alex Gilchrist

### Editorial Assistance

Adamy Brady, Jesse Bryson, Joshua  
Fischman, Keren Lynch, Erika Muir



### Photography

Robinson & Associates,  
Getty Images

### Design

Garrett Hamada

### Cover Design

Wes Tiongco

### Printed by

Ben Franklin Press, Tempe, AZ

### COPYRIGHT © 2021 ANAHEIM DUCKS

The information contained in this publication was compiled by the Anaheim Ducks and is provided as a courtesy to our fans and the media and may be used only for personal or editorial purposes. Any commercial use of this information is prohibited without the prior written consent of the Anaheim Ducks Hockey Club, LLC.

All NHL and team insignias depicted in this publication are the property of NHL Enterprises, Inc. and the respective teams and may not be reproduced for commercial purposes without the prior written consent of NHL Enterprises, Inc.



**ocV!BE**, a \$3-billion, 95-acre, mixed-use community and live entertainment district, is coming to Anaheim in 2024. An endeavor of the Samueli Family, ocV!BE will surround its anchor, Honda Center, the home of the Anaheim Ducks, with a full range of lifestyle and public amenities as well as new live entertainment venues. This includes a new 5,700-capacity concert venue, 30+ restaurants, two new hotels, more than 1.1+ million square feet of office space, 1,500 residential apartment units, 20 acres of publicly accessible parks and plazas, and a network of pedestrian bridges and walkways, including a landmark bridge over Katella Avenue.

The proposed development will create more than 10,000 construction jobs, 3,000 permanent jobs upon completion, and generate more than \$2 billion in a one-time economic impact, according to an analysis conducted by the public finance and development economics firm, DTA. Revenue generated by the project will assist the City of Anaheim in its efforts to recover from the COVID-19 pandemic as well as enhance neighborhoods and public safety.

At the heart of ocV!BE will be four unique public plazas surrounding Honda Center.

The urban park to the west will be more than three acres in size, and it will be anchored by a new 5,700-capacity concert venue, a 50,000-square-foot market hall and multiple floors of creative office space, and a landscaped boulevard called the Paseo, featuring retail and dining opportunities. The southern-facing plaza will be a hub of activity focused on sports with elevated walkways providing ample opportunities for dining. The northern plaza will feature a collection of smaller entertainment experiences. An eastern plaza will provide a garden setting with terraced seating, ideal for respite and special events. In addition, ocV!BE will feature 10 acres of parks, including a five-acre riverfront park providing ample space for community gatherings and special concerts and events.

ocV!BE's Master Plan proposes more than 1,500 residential apartments, filling a critical need for housing in Orange County, and includes a commitment of 15% affordable housing units onsite. These residential communities will have full access to the entertainment and lifestyle amenities including 20 acres of open space and more than three miles of trails.

A new 325,000-square-foot office tower



will attract top employers to Anaheim, and when combined with other new and existing office buildings, the office campus will be over one million square-feet. ocV!BE will also feature two new hotels with 550 total rooms, providing a unique hospitality choice in the Anaheim marketplace focused on lifestyle and entertainment.

ocV!BE embraces a transit-oriented community. The Master Plan integrates the existing transit center, known as ARTIC, into the broader district. Ridesharing will also be thoughtfully designed into the project, with onsite pickup and drop-off areas. ocV!BE is supported by a series of parking structures combined and increased road capacity, engineered to improve traffic flow and circulation.



## OCV!BE LEADERSHIP

### ocV!BE



**Henry and Susan Samuelli**  
Owners



**Michael Schulman**  
Chairman



**Tim Ryan**  
Chief Executive Officer



**Bill Foltz**  
President and Chief Operating Officer



**Dan Young**  
Executive Director, Development



**Mike Beteag**  
Executive Vice President and Chief Technology Officer



**Gina Galasso**  
Executive Vice President and Chief Human Resources Officer



**Bill Pedigo**  
Executive Vice President and Chief Commercial Officer



**Katie Rodin**  
Executive Vice President and Chief Legal Officer



**Kevin Starkey**  
Executive Vice President and Chief Venue Management Officer



**Aaron Teats**  
Executive Vice President, Sports Division



**Kim Bedier**  
Senior Vice President and General Manager, ocV!BE



**Joe O'Toole**  
Senior Vice President, Real Estate and Development



## Susan & Henry Samueli

### EDUCATION AND PROFESSIONAL CAREERS:

Susan Samueli was born and raised in Los Angeles, CA. She earned her B.A. degree in Mathematics from UC Berkeley in 1972. From 1972 to 1985 she was with IBM Corporation, where she worked initially as a software programmer in the Federal Systems Division, Westlake Village, CA, and then as a Systems Engineer in the National Marketing Division, Los Angeles, CA, providing technical marketing and sales support for IBM's mid-

range computer systems. In 1985 she left IBM and focused her energy on raising her children, at which time she developed a keen interest in integrative health care, studying in the areas of nutrition, homeopathy and Chinese herbs. Susan subsequently received a Ph.D. degree in nutrition from the American Holistic College of Nutrition in 1993 and a diploma in Homeopathy from the British Institute of Homeopathy in 1994.

Henry Samueli was born in Buffalo, NY



and grew up in Los Angeles, CA. He earned his B.S., M.S. and Ph.D. degrees in Electrical Engineering from UCLA in 1975, 1976 and 1980, respectively. From 1980 to 1985 he was employed in various engineering and management positions in the Electronics and Technology Division of TRW, Inc., a military communications defense contractor now part of Northrop-Grumman. Since 1985 he has been a professor in the Electrical and Computer Engineering Department at UCLA, and since 2003 he has also served as a Distinguished Adjunct Professor in the Electrical Engineering and Computer Science Department at UC Irvine. In 1991 he co-founded Broadcom Corporation, a global leader in providing semiconductor solutions for wired and wireless communications. Henry took a leave of absence from UCLA in 1995 and joined Broadcom full-time as Chief Technology Officer (CTO). In 2016 Broadcom was acquired by Avago Technologies Limited and renamed Broadcom Inc. Henry retired as CTO of Broadcom in 2018 and now serves as Chairman of the Board of Broadcom Inc.

### **SPORTS AND ENTERTAINMENT OWNERSHIP:**

In 2003 Susan and Henry took over management of the Honda Center sports and entertainment venue in Anaheim, CA and in 2005 they purchased the Anaheim Ducks National Hockey League (NHL) franchise from the Walt Disney Company. In 2007 the Anaheim Ducks became the first California team ever to win the Stanley Cup championship. Henry is a member of the Executive Committee of the NHL Board of Governors. The Samueli's also own the San Diego Gulls American Hockey League (AHL) franchise, which serves as the Ducks' minor-league affiliate in San Diego, CA.

### **COMMUNITY SERVICE AND PHILANTHROPY:**

The success of Broadcom has provided Susan and Henry the opportunity to support many worthwhile nonprofit organizations. After Broadcom went public in 1998 they created the Samueli Foundation and to date they have gifted over \$600 million primarily in the areas of Science, Technology, Engineering and Mathematics (STEM) Education, Integrative

Health, Youth and Social Services, and Jewish Culture. In 2012 they joined the Giving Pledge, initiated by Warren Buffett and Bill and Melinda Gates, whose members pledge the majority of their wealth to philanthropy.

Susan serves on the Board of the Orangewood Children's Foundation, a leading provider of foster youth services in Orange County, CA, and she is a member of the Board of Trustees of the Samueli Academy, an innovative public Charter High School in Santa Ana, CA that focuses on project-based STEM learning for community, underserved and foster youth. She also serves on the Advisory Board of the Susan Samueli Integrative Health Institute at UC Irvine which provides education, research and clinical care built around integrative practices and emphasizes whole-person healing and wellness. Henry serves on the Dean's Advisory Board of both the Henry Samueli School of Engineering and Applied Science at UCLA and the Henry Samueli School of Engineering at UC Irvine. Both Susan and Henry serve on the Advisory Board of the Susan and Henry Samueli College of Health Sciences at UC Irvine.

In 2019 they opened Great Park Ice in Irvine, CA which features four ice sheets, including FivePoint Arena that seats 2,500 spectators. The 280,000-square-foot complex offers a variety of ice sports including youth and adult hockey programs, figure skating, curling, broomball, sled hockey, public open skating and is also the official practice facility for the Anaheim Ducks.



## MICHAEL SCHULMAN

**CHAIRMAN OF THE BOARD, ocVIBE SPORTS & ENTERTAINMENT  
CHAIRMAN OF THE BOARD, ANAHEIM ARENA MANAGEMENT, LLC  
CHIEF EXECUTIVE OFFICER, ANAHEIM DUCKS HOCKEY CLUB, LLC  
MANAGING DIRECTOR, H&S VENTURES, LLC**

Michael Schulman serves as Chairman of the Board of ocVIBE Sports & Entertainment, Chairman of the Board of Anaheim Arena Management (AAM), Chief Executive Officer of Anaheim Ducks Hockey Club (ADHC), Chairman of the Board of the Anaheim Ducks Foundation and Chief Executive Officer of the San Diego Gulls Hockey Club (SDG). He is also an Alternate Governor for both the NHL and AHL Board of Governors and serves on the board of NHL Enterprises.

In addition, he is Managing Director of H&S Ventures, the entity that manages the Samueli Family Office. Schulman reports directly to owners Dr. Henry Samueli and Susan Samueli, and is responsible for managing and long-term planning of their profit and nonprofit entities.

Schulman was the lead negotiator on behalf of the Samueli family in the acquisition of the Honda Center management agreement from the bankruptcy court and the City of Anaheim, and played the key role in extending the lease of AAM and acquiring various properties around Honda Center which formed ocVIBE.

He acts as liaison between the Samueli family and AAM management, and supervises all financial, legal, and charitable decisions of the arena; as well as with the other partners of AAM and the City of Anaheim. In addition, Schulman oversees all long-term capital projects, including the 57 Freeway Marquee, two 360° LED rings, revamping of the video room, new scoreboard and sound system, and remodeling of the company offices and locker rooms.

Schulman also represented the Samueli family in purchase negotiations with Disney for the Anaheim Ducks, and in qualifying the Samueli family for the purchase of the team with the NHL.

Schulman was also involved with the family in changing the team name and logo, and forming the Anaheim Ducks Foundation. Schulman led the negotiation with the American Hockey League (AHL) in forming the new AHL Pacific Division along with four other NHL teams. He was the lead negotiator in purchasing the Norfolk AHL team and moving the team to San Diego. He also formed the San Diego Gulls Foundation.

He is responsible for developing additional ice and inline rinks in the Orange County area and was instrumental in the purchase of several ice and inline rinks, including Irvine, Corona and Huntington Beach inline rinks, and Westminster, Yorba Linda, Lakewood and Poway ice rinks. Schulman is the Chairman of THE RINKS Program and oversees its development, including the advancement of the Anaheim Ducks High School Hockey League, California State Championship and the Learn to Play Hockey Program. Schulman spent over 10 years working with the City of Irvine in developing Great Park Ice and FivePoint Arena, and forming the Irvine Ice Foundation, which was responsible for the building of the complex.

Schulman's role at H&S Ventures is multi-faceted. He is the Managing Director of the family office, which oversees all of the family's profit and nonprofit operations. H&S Ventures serves as the manager of AAM, ADHC, SDG as well as a number of other business entities in which the Samuelis are involved. Schulman was a founding member, and is a past board member, of the Santa Clara Institute of Sports Law and Ethics and the USC Sports Business Institute (SBI) Advisory Council.

Schulman serves on the boards of AAM, ADHC, Anaheim Sports Holdings, Anaheim Ducks Foundation, HS Hockey Development, San Diego Gulls Hockey Club and ECH 2101. He is also a current member of the board of the Telluride Ski and Golf Company.

Schulman also serves on many nonprofit boards. He has been a member of the University of California, Irvine Foundation Board since 1991, and CEO Leadership Alliance (CLA-OC) since 2019. He was one of the founding members and past chair of the UCI Planned Giving Leadership Council. Schulman serves on the boards of the Samueli Foundation, Samueli Institute, Anaheim Ducks Foundation and San Diego Gulls Foundation.

After earning his Bachelor of Arts in Economics from University of California, Berkeley, Schulman went on to the University of Santa Clara Law School. In addition, Schulman studied economics for one year at the University of Leeds in England.

Following law school, he was hired as a full-time law professor at the University of Southern California, after which he was a practicing attorney for a number of years and a partner with the law firm of McDermott, Will & Emery.

A native of California, Michael and his wife, Sherry, reside in Laguna Beach and have four children: Annie, Danielle, Bryant and Natasha.





## TIM RYAN

### CHIEF EXECUTIVE OFFICER, OCV!BE

Tim Ryan was named Chief Executive Officer of ocv!BE on June 24, 2020. He provides leadership over the development of ocv!BE, while maintaining oversight of Honda Center and the company's newly formed Sports Division, consisting of the Anaheim Ducks Hockey Club, San Diego Gulls Hockey Club, The Rinks facilities, and affiliated business entities. Ryan also serves as an Alternate Governor for the Ducks.

In addition to his duties with the Ducks and Honda Center, Ryan took on the additional responsibilities of the planning and development of ocv!BE over the past several years. He worked extensively with the city of Anaheim to bring the Platinum Triangle vision to life, including project management, entitlement and design, corporate partnership integration, government affairs, tenant negotiation and more.

Before being named to his current position, Ryan spent 15 seasons as Executive Vice President/Chief Operating Officer for the Anaheim Ducks and 28 years at Honda Center. He successfully led the Ducks' business efforts to record growth, while initiating numerous community, fan-friendly and youth hockey programs that have increased the popularity of the sport in the Southern California market.

Ryan has more than 42 years in arena management and event creation experience. In addition to his duties with the NHL club, he served as President and Chief Executive Officer of Anaheim Arena Management, LLC (AAM), the management company of Honda Center. In that role, Ryan directed all areas of one of the premier entertainment and sports venues in the world, and today still often takes a hands-on approach to bringing world-class events to Anaheim. Over the years, Honda Center has repeatedly ranked among the top 10 arenas in the world for annual live entertainment.

Through strategic planning, creative business development, and event production, Ryan booked the world's top names in live entertainment and world-class sporting events such as the Rolling Stones, Justin Timberlake, Ariana Grande, Elton John, Post Malone, Chris Stapleton, Twenty One Pilots, Garth Brooks and more. Since 1993, more than 41 million people have been entertained at Honda Center, enjoying over 4,000 events. Amid the COVID-19 pandemic, Ryan worked to utilize the arena in ways to serve the community during unprecedented times. By joining together with key partners, Honda Center hosted 15 drive-thru food banks, 7,000 civil marriage ceremonies, 10 blood drives, and the largest Vote Center in Orange County.

Ryan was named Executive Vice President/Chief Operating Officer for the on Ducks on June 20, 2005, when the team was purchased by Dr. Henry and Susan Samuelli, also owners of AAM. Under his watch, the Ducks have twice recently (2018 & 2019) named a finalist for Sports Humanitarian Team of the Year by ESPN. The award "represents a sports club/team that demonstrates how teamwork can create a measurable impact on a community or cause." The club has also been continually recognized by ESPN The Magazine in its annual "Ultimate Standings" edition for successes both on and off the ice. The magazine has recognized the Ducks as a top franchise among 122 professional sports teams (NHL, NFL, MLB & NBA), ranking in the top eight three times.

In 1992, after a long career at the Long Beach Convention and Entertainment Center, Ryan joined the then-Arrowhead Pond of Anaheim (operated by Ogden Facility Management) as Assistant General Manager. He was promoted to General Manager in 1998 and was named Pollstar Magazine "Facility Executive of the Year" for 2001. During that time, Ryan was also charged with overseeing a number of other Ogden facilities and served as a consultant on various major entertainment projects. Near the end of 2003, the management contract for the arena was purchased by AAM, and Ryan was named President/CEO of both the company and the arena.

Ryan is active in both the entertainment industry and in the local community. He serves on the boards of several nonprofit groups, including Big Brothers Big Sisters of Orange County, Orange County Sports Council, Los Angeles Sports Council, Orangewood Foundation, and the Stars and Stripes Tournament.

Ryan graduated from California State University, Long Beach in 1979 with a bachelor's degree in Finance. He lives with his wife, Michele, in Huntington Beach and enjoys golf, fly-fishing and travel.



## BILL FOLTZ

### CHIEF OPERATING OFFICER, ocV!BE

Bill Foltz serves as Chief Operating Officer of ocV!BE, responsible for the day-to-day operations and all enterprise-wide business functions, including Finance, Human Resources, Information Technology and Legal. Foltz leads all aspects of financing the development, including real estate operations as phases of the project continue.

Foltz has extensive experience over a 35-year career that covers professional sports, hospitality, private equity and consumer products. Most recently, Foltz served as the Chief Financial Officer for the

Anaheim Ducks, Anaheim Arena Management and H&S Ventures, the entity that manages the Samueli Family Office and the various other holdings of the Samuelis. He oversaw the financial teams for each of the operating entities of the Samueli family holdings and was responsible for all treasury, banking, strategic planning and taxes for the various companies.

Foltz joined H&S Ventures in 2015 and subsequently assumed the CFO roles for the operating companies in 2016. Early in his career he served the O'Malley family as CFO of the Los Angeles Dodgers, and subsequently joined Platinum Equity, LLC, a Beverly Hills private equity fund where he oversaw the initial fundraising effort in 2004, resulting in the largest first-time fund raise of that year. He then joined the Wonderful Companies, the holding company for consumer products companies Pom Wonderful, Wonderful pistachios and almonds, Halos mandarin oranges, Fiji Water and floral interchange Teleflora. While with the Wonderful Companies, he negotiated and closed the acquisition of the iconic Fiji Water company. Most recently, Foltz was CFO of Oakwood Worldwide, LLC, the world's largest provider of temporary housing where he sourced, negotiated and closed a multi-billion dollar joint venture with Singapore's Mapletree Investments.

A native of Southern California, Foltz is a graduate of the University of Southern California, where he received his Bachelor of Science in Accounting and Finance. He began his career with the Big 4 accounting firm Ernst & Young where he obtained his CPA certification.

Foltz has served on Board of Directors for the Catholic Big Brothers, where he also was a "big brother" for 15 years. He also started the Lunada Bay Little League "Challengers" program bringing special needs children together with mainstream "buddies" to play baseball throughout the baseball season. Foltz currently serves on the Board of Directors for Pediatric Therapy Network, which serves special needs children and their families through the critical early development stages.

Bill and his wife, Robbie, have four children: Bill, Daniel, Francesca and Zachary. The family resides in Palos Verdes Estates.





## AARON TEATS

**PRESIDENT OF BUSINESS OPERATIONS, ANAHEIM DUCKS HOCKEY CLUB, LLC**

Aaron Teats serves as President of Business Operations for the Anaheim Ducks Hockey Club and Executive Vice President of the newly-formed Sports Division of ocVIBE, which includes the Anaheim Ducks, San Diego Gulls and The Rinks. In his Ducks role, he oversees all of the club's business operations, including all ticket sales/operations and marketing initiatives.

Teats is in his 27th year with the Ducks, beginning his career within the broadcasting ranks in 1994. He served 11 years as both an Emmy Award-winning producer and director of the Ducks radio and television broadcasts before permanently transitioning to the business office in 2007. In his previous role as Chief Marketing Officer, Teats was integral in several business initiatives advancing the brand and financial impact of the Ducks in the community as well as the front office. He created the Ducks' internal merchandise division in 2014, which included the design and creation of the new Ducks Team Store, and a business intelligence division in 2017.

During his Ducks tenure, Teats has spearheaded additional successful initiatives which led to organizational growth. He helped lead the launch of the John Wayne Airport Breakaway Bar and Grill (2011), a Ducks-themed restaurant at Orange County's international airport. Teats was also instrumental in the celebration and honoring of Ducks legends Teemu Selanne (2015), Paul Kariya (2018) and Scott Niedermayer (2019), who each had their jerseys retired by the club. Kariya and Niedermayer's jersey retirements took place during the club's 25th Anniversary Season (2018-19), which was also led by Teats.

Teats has helped lead an organization recognized as a leader in charitable programming and community engagement. He also helped create programs benefitting public education, health and wellness, access to youth hockey, and grassroots marketing. Twice in recent years, Ducks were named a finalist for Sports Humanitarian Team of the Year by ESPN (both 2018 & 2019). The award "represents a sports club/team that demonstrates how teamwork can create a measurable impact on a community or cause." The club has also been continually recognized by ESPN The Magazine in its annual "Ultimate Standings" edition for successes both on and off the ice. The magazine has recognized the Ducks as a top franchise among 122 professional sports teams (NHL, NFL, MLB & NBA), ranking in the top eight three times.

Additionally, Teats is the President & Chairman of the Board of Irvine Ice Foundation, the home for the Junior Ducks, Lady Ducks and Anaheim Ducks High School Hockey League. He is currently on the Advisory Council for Anaheim Boys & Girls Club after serving on the board of directors for the previous 13 years, and the Advisory Committee for Cal State Fullerton's "PRactical ADvantage" student-run advertising for the last three years. He is also on the Board of Directors for the newly formed OC Sports Commission.

Teats began his career for the then-California Angels in 1992. He received his bachelor's degree from Cal State Fullerton in 1992. Aaron and his wife, Justine, have two sons: Nolan and Colin. The family has lived in Anaheim Hills for the last 27 years.



## Honda Center

2695 East Katella Ave., Anaheim, CA 92806

**Administrative Offices:** 714/940-2900

**Main Club FAX:** 714/940-2953

**Ticket Information:** 1-877-WILD-WING

**Website:** AnaheimDucks.com

### ocVIBE LEADERSHIP

Owners .....	Henry and Susan Samuels
Executive Chairman .....	Michael Schulman
Chief Executive Officer .....	Tim Ryan
President and Chief Operating Officer .....	Bill Foltz
Executive Director, Development .....	Dan Young
Executive Vice President and Chief Technology Officer .....	Mike Beteag
Executive Vice President and Chief Human Resources Officer .....	Gina Galasso
Executive Vice President and Chief Commercial Officer .....	Bill Pedigo
Executive Vice President and Chief Legal Officer .....	Katie Rodin
Executive Vice President and Chief Venue Management Officer .....	Kevin Starkey
Executive Vice President, Sports Division .....	Aaron Teats
Senior Vice President, Real Estate Development .....	Joe O'Toole
Senior Vice President and General Manager, ocVIBE .....	Kim Bedier
Manager, Administrative Services .....	Lydia Alemania

### DUCKS EXECUTIVE MANAGEMENT

President, Business Operations .....	Aaron Teats
Vice President, Hockey Operations .....	
Interim General Manager .....	Jeff Solomon
Assistant General Managers .....	Martin Madden, David Nonis
Director of Player Personnel .....	Todd Marchant
Vice President, Ticketing .....	Chris Kenyon
Vice President, Finance .....	James Pearson
Vice President, Human Resources .....	Susan Sakamoto
Vice President, Corporate Partnerships .....	Graham Siderius
President, Information Technology .....	Jackie Slope
Marketing .....	Merit Tully
Executive Assistants .....	Janet Conley

### COACHING STAFF

Head Coach .....	Dallas Eakins
Assistant Coach .....	Geoffrey Ward
Assistant Coach .....	Newell Brown
Assistant Coach .....	Michael Stothers
Goaltending Coach .....	Sudarshan Maharaj
Video Coach .....	Joe Piscotty
Video Coach .....	Brett Ferguson
Skating & Skills Development Coach .....	Larry Barron

### HOCKEY CLUB OPERATIONS

Director of Player Evaluation .....	Bruce Franklin
Scouting Staff .....	Rick Paterson, Mike Stapleton, Jan-Åke Danielson, Glen Cochrane, Jim Sandlak, Kevin Murray, Stephane Pilotte, Steve Lyons, Mikko Jokela, Rich Preston, Mike Eastwood, Konstantin Krylov, Martin Madden, Sr., Pavel Routa, Michael Stapleton
Player Development Staff .....	Francois Beauchemin
Player Development Instructor .....	Luca Sbisa
Director of Team Services .....	Ryan Lichtenfels
Hockey Operations Manager .....	Chase Flanigan
Team Services Manager .....	David Schenker
Team Services Analyst & Amateur Scout .....	Gabriella Switaj
Director of Physical Therapy .....	Kevin Taylor
Head Athletic Trainer .....	Joe Huff
Assistant Athletic Trainer .....	Chad Walker
Massage Therapist .....	Mike Griebel
Head Strength & Conditioning Coach .....	Matt Herring
Assistant Strength & Conditioning Coach .....	Justus Schafer
Head Equipment Manager .....	Chris Aldrich
Assistant Equipment Manager .....	Matt Brayfield
Assistant Equipment Manager .....	Jeff Tyni
Medical Director, Primary Care Physician .....	Dr. Kenton Fibel
Orthopedic Surgeon .....	Dr. Orr Limpisvasti
Oral Surgeon .....	Dr. Bao-Thy Grant
Orthopedic Surgeon .....	Dr. Brian Schulz
Foot/Ankle Surgeon .....	Dr. Ken Jung
Hand Surgeon .....	Dr. David Hay
Primary Care Physician .....	Dr. Chris Kroner
Internal Medicine .....	Dr. Satoshi Kamada
Team Neuropsychologist .....	Dr. Josh Johnson

### SAN DIEGO GULLS

President, Hockey Operations .....	Bob Murray
President, Business Operations .....	Matt Savant
Assistant General Manager .....	Bob Ferguson
Head Coach .....	Joel Bouchard
Assistant Coach .....	Daniel Jacob
Assistant Coach .....	Maxime Talbot
Video Coordinator .....	Austin Violette
Director, Hockey Operations .....	Jillian Reddin
Team Services Manager .....	Jeff Goduti
Head Equipment Manager .....	Joseph Guilmette
Assistant Equipment Manager .....	Ryan Tall
Head Athletic Trainer .....	Ryan Ledwon
Assistant Athletic Trainer .....	Brett Bernstein
Strength & Conditioning Coach .....	Caylin Relkoff
Strength & Conditioning .....	Colin Reddin

# CLUB DIRECTORY

## BROADCASTING

Television, Bally Sports .....	John Ahlers, Brian Hayward
Radio, KLAAM 830 & Anaheim Ducks	
Radio Network .....	Steve Carroll, Dan Wood
Host/Producer .....	Kent French
Postgame Radio Host .....	Josh Brewster

## COMMUNICATIONS

Director, NHL Communications & Broadcasting .....	Alex Gilchrist
Media & Communications Manager .....	Steve Brown
Manager, Communications & Broadcasting .....	Keren Lynch
Seasonal Media Relations Assistant .....	Joshua Fischman

## COMMUNITY RELATIONS

Director of Community Relations .....	Wendy Arciero
Manager, Community Relations .....	Jesse Bryson
Community Relations Manager .....	Laura McNary
Assistant Manager, Community Relations .....	Sarah Johnson
Community Relations Coordinator .....	Jordan Pace

## ENTERTAINMENT

Director of Production & Entertainment .....	Rich Cooley
Entertainment Manager .....	Davin Maske
Producers .....	Gabe Suarez, Peter Uvalle
Associate Producer .....	Martin Victorio
Graphics/Video Producer .....	John Lopez
Associate Video Producer /Editor .....	Kevin Montjoy
Assistant Manager, Entertainment & Production .....	Sarah Montecinos
Digital Media Specialist .....	Paul Janicki

## FINANCE/ACCOUNTING

Director, Finance & Accounting .....	Melody Martin
Director, Financial Planning & Analysis .....	McKenna Yelk
Assistant Controller .....	Rosanna Sitzman
Financial Analyst .....	Jennifer Breen
Payroll Specialist .....	Regina Terrana
Accountants .....	Quynh Nguyen, Robert Slaby
Accounting Assistant .....	Jordan Kanamori
Accounting Specialist .....	Candice Lopez
Accounts Payable Clerk .....	Elsa Lopez
Accounts Receivable .....	Rob Dumlaio

## HUMAN RESOURCES & ADMINISTRATION

Vice President, Human Resources .....	Jay Scott
Director, Benefits and Wellness .....	Wendy Mulhall
Director, Talent Acquisition .....	Angel Montes
Human Resources Managers .....	Cristina Gutierrez, Esther Shimizu
HRIS Manager .....	Olyn Grant
Recruiters .....	Tatiana Cabrera, Jonathan Mabanta
Human Resources Generalist .....	Lori Poncino
Human Resources Associate .....	Alexis Garcia
Human Resources Coordinators .....	Jamie Glasser-White, Elianna Ramos
Administrative Services Manager .....	Esther Methvin
Mail Services Representative .....	Linda Martinez
Operations Services Representative .....	Shelly Baker

## INFORMATION TECHNOLOGY

Director, Information Technology .....	Mike Wing
Information Technology Manager .....	Troy Naragon
IT Analyst .....	C.J. Leeman

## LEGAL

Vice President, Risk Management .....	Jesse Campbell
Senior Counsel .....	Lauren Fitzpatrick
Safety & Health Compliance Manager .....	Brian Nguyen
Risk Management Analyst .....	Alex Fawwaz

## CORPORATE PARTNERSHIPS & ACTIVATION

Director of Corporate Partnerships Sales .....	Matt Gamewell
Director, Corporate Partnerships Activation .....	Andrea Berryman
Director, Partnership Services .....	Jennifer Riordan
Manager, Corporate Partnerships Analytics & Strategy .....	Forrest Lockwood
Corporate Partnerships Activation Managers .....	Randy Bernabe, Danielle Garcia

Corporate Partnerships Managers .....	Adam McCutcheon, Megan Ramseyer, Ally Walker
Activation Associate .....	Shawn Lothman
Corporate Partnerships Analysts .....	Daniel Foltz

## MARKETING & BRAND MANAGEMENT

Director, Marketing & Brand Management .....	Trenten Nielsen
Manager, Creative Services .....	Wes Tiongo
Digital Marketing Manager .....	G.M. Ciallella
Digital Marketing Specialist .....	Stephanie Ericson
Senior Graphic Designer .....	Bryna Taylor
Senior Manager, Fan Development Marketing .....	Jason Cooper
Assistant Manager, Fan Development Marketing .....	Brett Kurtz
Fan Development Marketing Coordinator .....	Jessica McDonald
Youth Hockey Associate .....	Greg Hughes
Marketing Project Manager .....	Cindy Iwami
Fan Development Marketing Manager .....	Jaime Riedel
Assistant Manager, Marketing & Promotions .....	Jojo Maestrado
Promotions Coordinator .....	Alex Schmitt
Seasonal Fan Development Marketing Assistant .....	Malin Lindholm

## MERCHANDISE - TEAM STORE

Director of Merchandise .....	Jill Bauer
Retail Operations Manager .....	Ricardo Silva
Retail Warehouse Manager .....	Joshua McCord
Retail Store Manager .....	Lizette Gutierrez
Team Store Supervisors .....	John Buehler, Jeanette Encino, Corey Francis, Tim Louie, Izbaz Terrazas
Retail Sales Associate .....	Philip Chavez

## PUBLICATIONS & DIGITAL CONTENT

Director of Publications & Digital Content .....	Adam Brady
Digital Content Producers .....	Tyler Pistoia, Matt Weller

## PREMIUM SALES & SERVICE DEPARTMENT

Director of Premium Sales & Services .....	Timothy Thompson
Premium Sales Managers .....	Patrick Clement, Chris Langan, Geoff Matthews
Manager, Premium Services .....	Jana Cannavo
Premium Sales & Service Coordinator .....	Robbie Silva

## SIGNATURE EVENTS & PROJECTS

Director of Integrated Projects & Programming .....	Kris Loomis
Manager, Signature Events & Projects .....	Ryan Herrman
Assistant Manager, Signature Events & Projects .....	Mera Zero
Signature Events & Projects Coordinator .....	Ross Schwartz

## BUSINESS INTELLIGENCE

Director of Business Intelligence .....	Matt Rouso
Business Intelligence Manager .....	Matt Phillips
Business Intelligence Analyst .....	Stefan Huber

## BUSINESS DEVELOPMENT AND RETENTION

Director, Customer Service & Retention .....	Damian Paul
Director, Ticket Sales & Operations .....	Scott Booth
Manager, Ticket Sales .....	Matt Payne
Manager, Group Sales .....	Jennifer Hacker
Manager, Inside Sales .....	Hayden Higger
Corporate Hospitality Executives .....	Israel Barrera, Joey Traut
Business Development Account Executives .....	Angel Del Val, Zach Meyer, Paul Maginnes
Account Service Executives .....	Angelo Acosta, Amber Barros, Chase Garcia, Ashley Solhtalab
Group Sales Account Executives .....	Justin Kang, Esteban Martinez, Jessica Shih
Premium Service Executive .....	Christie Nevin
Inside Sales Representatives .....	Nicholas Pignone, Dylan Shaffer, Ryan Stowers, Nicholas Taylor
Customer Service Coordinator .....	Amanda DeMello
Season & Group Sales Coordinator .....	Savannah LoVerde





## TICKETING

Manager, Ticket Strategy	Kameron Kwok
Assistant Manager, Premium Ticketing	Nicholas Vassar
Assistant Ticketing Manager	Jonas Calicdan
Ticket Operations Representatives	Liam Eustace, Amanda Smith, Dylan Ysaia

## ANAHEIM ARENA MANAGEMENT, LLC

Vice President, Operations	Dion Beckton
Director, Events	Quinn Mackin
Event Managers	Gabe Alamillo, Matthew Trout
Manager, Security	John Santos
Event Services Manager	Matthew Warwick
Assistant Event Services Manager	Jordan Tabares
Assistant Manager, Security	Jon Perrigo
Assistant Manager, Public Safety Officer	Tony Giordano
Director, Operations	Brent Mater
Operations Manager, Facilities	Joe Barrett
Operations Manager, Janitorial/Conversion	Charles Boswell
Manager, Storage & Distribution	Reshon Poindexter
Ice Operations Manager	Kevin Diamond
Engineers	Edgar Cifuentes, Mike Cruz, Joseph Koch, Riko Quinones
Maintenance Supervisor	Albert Quezada
Maintenance	Alfonso Alvarez, Michael Barr, Andrew Garcia
Conversion Supervisor /Maintenance Technician	Jesus Guzman
Video Engineer	Doug Mullin
Director, Marketing	Joel Hobson
Manager, Media & Communications	Erika Muir
Media & Communications Coordinator	Brandon Younger
Social Media Specialist	Sarah West
Director, Ticket Operations	Mark Neumann
Box Office Manager	Gabriel Farrand
Assistant Box Office Manager	Chris Williams
Box Office Supervisor	Elena Hotard

## FOOD & BEVERAGE

Vice President, Culinary & Hospitality	Joseph "Jo-Jo" Doyle
Vice President, F&B Finance & Business Insights	Angela Leu
General Manager, Market Hall	Nick Pacific
Accountants	Maree Kurtz, Vivian Nguyen
Payroll Specialist	Tricia Phan

## CULINARY OPERATIONS

Executive Chef	Richard Crespin
Sous Chefs	Pauline Arzola, Miriam Rosales

## PREMIUM OPERATIONS

Director, Restaurant Operations	Roman Zavala
Maintenance Planner	David Bland

## CONCESSIONS OPERATIONS

Concessions Manager	Megan Mendoza
---------------------	---------------

## WAREHOUSE OPERATIONS

Director, F&B Procurement	Eddie Silva
---------------------------	-------------

## THE RINKS

Vice President	Art Trottier
Director, Skating	Alex Chang
Hockey Director	Rick Hutchinson
General Manager (Anaheim/Westminster/Irvine Inline)	Stacy Witt
General Manager (Great Park Ice)	Shayne Arsenault
General Manager (Lakewood Ice)	Tony Witt
General Manager (Poway Ice)	Kyle Broderick
General Manager (Yorba Linda Ice)	Megan Hammon
Assistant Controller	Audrey Hodges
Marketing Director	Jesse Chatfield

## MISCELLANEOUS

Home Ice	Honda Center (opened 1993)
Capacity	17,174
PA Announcer	Phil Hueltt
Team Colors	Black and Gold with Orange and Silver Accents
Practice Facilities	Great Park Ice (888 Ridge Valley, Irvine, CA) Honda Center (2695 E. Katella Ave., Anaheim, CA)
Founded	1993



## JEFF SOLOMON

### VICE PRESIDENT OF HOCKEY OPERATIONS & ASSISTANT GENERAL MANAGER

Jeff Solomon enters his first year as Vice President of Hockey Operations and Assistant General Manager of the Anaheim Ducks. In his new role, Solomon will oversee strategic budget planning in relation to the NHL's Collective Bargaining Agreement (CBA) and the salary cap, player contract negotiations, salary arbitration case preparation and management, and player evaluation and analytics.

Solomon joined the Ducks after working for 35 years in the NHL as a team executive and player agent. Solomon spent 15 years as a hockey operations executive with the Los Angeles Kings from 2006-21, most recently serving as Executive Vice President/Hockey Operations and Legal Affairs. Solomon was part of a pair of Stanley Cup championships with the Kings in 2012 and 2014. He was responsible for the negotiation of player contracts, development of strategic salary cap plans and management of all matters related to the CBA.

Prior to joining the Kings, Solomon spent 20 years as an NHLPA Certified Agent, representing player such as Chris Kunitz, Tony Granato, Bryan McCabe and Steve Sullivan. Solomon has extensive experience in player contracts and negotiations, including restricted and unrestricted free agents, salary arbitration and how they all relate to the NHL's CBA.

Solomon earned a Juris Doctorate from the University of San Diego School of Law in 1983 following a bachelor's degree in Business Administration from Rutgers University in 1980. Solomon previously practiced law in California, specializing in tax and estate planning while also working as an international tax specialist and financial consultant.

Solomon has two children: Lexy and Drew. He resides in Rancho Mission Viejo.



## MARTIN MADDEN

### ASSISTANT GENERAL MANAGER

Martin Madden enters his 14th season with the Ducks in 2021-22, his second as Assistant General Manager. He spent the previous 12 seasons with the club as Director of Amateur Scouting.

In his role, Madden oversees all of the club's scouting efforts (professional and amateur) and assumes an expanded role in a majority of hockey operations directives and initiatives. He continues to evaluate top prospects throughout North America and attends all major European

junior tournaments. He also plays a key role in producing the final prospect list leading up to the NHL Draft.

A native of Quebec City, Madden spent four years as an amateur scout for Carolina, winning the Stanley Cup with the Hurricanes in 2006. Prior to his time in Raleigh, he served as a scout for the New York Rangers for seven seasons. Madden received his first scouting position with the Halifax Mooseheads of the Quebec Major Junior Hockey League while completing his MBA in Finance at HEC Montreal.

Madden played hockey as a youth until Midget AAA. He walked on as a freshman for the McGill University hockey team but stopped playing to concentrate on his studies, completing a degree in engineering.

Madden currently resides in Quebec City with his girlfriend, Catherine, and their child, Alex (4). He racks up countless kilometers cycling around different areas of the province and is also passionate about golf, tennis, NFL football, wine and music.



## DAVE NONIS

### ASSISTANT GENERAL MANAGER

Dave Nonis enters his seventh season with the Anaheim Ducks, his third as Assistant General Manager. He spent the previous four years with the team as Consultant to the General Manager.

Nonis served as the Toronto Maple Leafs' General Manager and Senior Vice President of Hockey Operations. He originally joined the Leafs in December, 2008 as senior vice president of hockey operations, after spending the previous five months as senior advisor of hockey operations for the Ducks.

Before joining Toronto in 2008, Nonis spent four years as the Senior Vice President and General Manager of the Vancouver Canucks. While acting as Vancouver's General Manager, Nonis led the Canucks to a franchise record 105 points in 2006-07 and a Northwest Division Title. He also acquired all-star goalie Roberto Luongo from Florida in June 2006.

Nonis originally joined the Canucks in 1998 as Senior Vice President, Director of Hockey Operations after serving four seasons as the National Hockey League's Manager of Hockey Operations. With the NHL, Nonis helped craft the 1994 Collective Bargaining Agreement and worked with the league's arbitration team, assisting clubs in preparing for arbitration, researching salaries and interpreting contract language.

A native of Burnaby, British Columbia, Nonis played hockey for the University of Maine where he served as captain for two seasons, leading his team to back-to-back NCAA championship tournaments and graduating with a B.A. in 1988. He played one season professionally in Denmark before returning to Maine in 1989 to serve on the coaching staff of his alma mater. He earned his M.B.A. from Maine in 1990 before joining the Canucks staff that year working with corporate contracts, computer scouting and team services. Nonis became the Canucks' chief negotiator of player contracts and assumed responsibility for Vancouver's minor league affiliate agreement with the Manitoba Moose of the American Hockey League. He directed all areas of the Canucks' hockey operations department before being tapped as the ninth, and youngest-ever, general manager of the club on May 6, 2004.

Nonis was also the general manager of Canada's National Men's Team for the 2011 IIHF World Championship in Slovakia.



## TODD MARCHANT

### DIRECTOR OF PLAYER PERSONNEL

Todd Marchant is in his 11th season with the Anaheim Ducks and first as Director of Player Personnel. He joined the front office staff in 2011-12 as Director of Player Development following six seasons with the Ducks and an 18-year NHL career. Marchant won his first Stanley Cup with the club in 2007. In his role as Director of Player Development, Marchant prepares and educates Anaheim prospects on succeeding in professional hockey. In 2019-20, Marchant added two player development staff in Francois Beauchemin and Mike Eastwood.

A native of Buffalo, N.Y., Marchant appeared in 1,195 career NHL contests with the New York Rangers, Edmonton, Columbus and Anaheim, collecting 186-312=498 points. He became the 31st U.S.-born player to appear in 1,000 NHL games Dec. 22, 2008 at Vancouver. Marchant played his final 421 contests in an Anaheim uniform from 2005-11 (38-74=112 points) and remains tied for fourth all-time in franchise short-handed goals (8). Including the 2007 Stanley Cup championship season, Marchant helped the Ducks reach the Stanley Cup Playoffs in five of his six seasons with the club. He scored the triple overtime-winning goal in the Ducks' 2-1 victory in Game 2 of the Conference Semifinals May 3, 2009 at Detroit. Another postseason career highlight includes scoring his game-winning overtime goal for Edmonton in Game 7 of the Conference Quarterfinals Apr. 19, 1997 at Dallas. Marchant retired from professional hockey on June 29, 2011.

Selected by the Rangers in the seventh round (164th overall) of the 1993 NHL Draft, Marchant played two years of college hockey at Clarkson University before turning pro. He began his NHL career with the Rangers before being traded to Edmonton for Craig MacTavish on Mar. 21, 1994. Following nine seasons with Edmonton, he signed as a free agent with Columbus July 3, 2003 and was claimed on waivers by Anaheim Nov. 21, 2005. Marchant also had the honor of representing Team USA at the 1994 Olympic Winter Games in Lillehammer, Norway.

Todd and his wife, Caroline, have four children: daughters Lillian and Ashley, and sons Timothy and Bradley. The family resides in Tustin.

# BUSINESS OPERATIONS



## CHRIS KENYON

### VICE PRESIDENT, TICKETING

Chris Kenyon is in his second season with the Anaheim Ducks as Vice President, Ticketing and 10th overall with the organization. Kenyon oversees all ticket sales and operations, premium sales, customer service, including season ticket sales and retention, group sales, partial and single-game tickets sales, box office operations, and ticket pricing strategy and distribution.

Kenyon joined the Ducks in 2012 and most recently served as Director of Ticket Sales from 2017-20, while previously holding managerial positions in new business development and retention, and group and inside sales.

Throughout his tenure with the Ducks, Kenyon has implemented exclusive mobile ticketing, developed dynamic pricing models, designated season ticket holders as the Orange Alliance while enhancing benefits to the membership, and created the Terrace Saver Program, which was rated the No. 1 most valued season seat in the NHL. He also launched a corporate hospitality department to host and entertain corporate events at Honda Center.

Kenyon spent two seasons with the Oakland Raiders (2010-12) as Premium Sales Manager and also served as Manager of Professional Services for Aerotek for three years.

A native of San Diego, Kenyon earned a bachelor's degree in political science at Point Loma Nazarene University. Chris and his wife, Terri, have three children: Sydney, Riley and Reese. The family resides in Rancho Santa Margarita.



## JAMES PEARSON

### VICE PRESIDENT, FINANCE

James Pearson is in the midst of his 14th season with the Anaheim Ducks and second as Vice President, Finance. He oversees all treasury, general accounting, finance, banking, budgeting, strategic planning and revenue projections for the Ducks, Honda Center, ARTIC and The Rinks.

Pearson joined the organization as Controller in 2007, serving in that role for 12 years, while also adding the duties as Director of Financial Planning Analysis from 2016-20.

Prior to joining the Ducks, Pearson spent four years at the Big 4 public accounting firm Deloitte as a Senior Auditor where he planned, supervised and performed financial statement audits for clients in a variety of industries, including manufacturing, real estate and health care.

A native of Southern California, Pearson earned a bachelor's degree in business administration with a concentration in accounting at California State University, Fullerton. Pearson has served as a member of the Finance Committee of Taller San Jose Hope Builders since 2009 and has been the Chairman of the Audit Committee since 2015.

James and his wife, Jamie, have three children: sons Grant and Landon, and daughter Madeleine. The family resides in Anaheim Hills.



## JACKIE SLOPE

### VICE PRESIDENT, INFORMATION TECHNOLOGY

Jackie Slope enters her third season as Vice President, Information Technology with the Anaheim Ducks. She oversees the technology standards and use of infrastructure, cybersecurity, business applications and data at ocVIBE, the Ducks, Honda Center, San Diego Gulls and The Rinks.

Prior to joining the organization in 2019, Slope previously spent 11 years at Madison Square Garden from 2007-19 as Vice President, Business Systems and Project Management where she was responsible for technology leadership and direction for the world class sports, media and entertainment company, including Madison Square Garden, the New York Knicks and Rangers, MSG/MSG Plus cable networks and Los Angeles Forum.

While at Madison Square Garden, Slope led organizational change programs around cyber security, business continuity, and PCI compliance, while also implementing cloud technologies across numerous divisions.

After starting her career in accounting and passing the CPA exam, Slope transitioned into technology with an emphasis in business systems and continuous process improvement.

Slope began her career at Primedia as Director, Senior Business Analyst (1998-2005) and as Director of Business Systems for Lifetime Networks (2005-07), holding various technology positions driving efficiencies and leading system implementations across sales, operations and admin teams.

A native of Long Island, NY, Slope earned a bachelor's degree in Public Accounting at Hofstra University. Jackie and her husband Ron reside in Corona Del Mar.





## GRAHAM SIDERIUS

### VICE PRESIDENT, CORPORATE PARTNERSHIPS

Graham Siderius enters his 14th season with the Ducks and third as Vice President, Corporate Partnerships. In his capacity, Siderius oversees the organization's Corporate Partnership team and related revenue, activation and new business development for the Ducks and Honda Center. He also oversees sponsorship related revenue at FivePoint Arena and Great Park Ice, The Rinks operations and via contracts with the city of Anaheim, manages advertising sales for the Anaheim Regional Transportation Intermodal Center (ARTIC) marquee signs and naming rights sales efforts.

Siderius previously served as the Director of Anaheim's Corporate Partnerships department from 2014-20, overseeing record-high revenues, landing naming rights to the new Great Park facility (FivePoint Arena) and the club's first-ever Season Presenting Partnership (UCI Health) in 2018. He also oversaw the implementation of naming rights to Honda Center's Pacific Premier Bank Club Level, Shock Top Terrace, TCL Entrance and Impact Club, an exclusive arena-level VIP entertainment space coming in fall 2021. He began his career with the Ducks in 2008.

A native of San Diego, Siderius earned a M.B.A in Sports Business Management from San Diego State University and a bachelor's degree in marketing from Washington State University. He was a kicker for the Cougars Pac-10 football team. He serves on the Corporate Partnership Committee of Children's Hospital of Orange County.

Graham and his wife, Jessica, have two children, Brennan and Cameron. The family resides in Ladera Ranch.



## SUSAN SAKAMOTO

### VICE PRESIDENT, HUMAN RESOURCES

Susan Sakamoto is in the midst of her fourth year with the Anaheim Ducks after joining the organization in May 2018. As Vice President, Human Resources, Sakamoto oversees the human resources departments with the team and arena staff, as well as the San Diego Gulls and The Rinks Development Program.

Sakamoto joined the Ducks as Director of Human Resources, and as vice president she continues to oversee the HR and administrative department professionals responsible for

recruitment, benefits, compensation, employee relations and employee engagement.

Sakamoto has extensive leadership experience and expertise from various functional roles to include business partner, talent acquisition, training and development, workforce strategy and management, employee relations, change leadership, talent and succession planning, as well as being an executive coach. Prior to joining the Ducks, she had a progressive career with The Walt Disney Company spending 30-plus years in roles supporting multiple organizations both domestically and globally for The Disney Parks, Resorts and Consumer Products entity.

A native of Orange County, Sakamoto received a bachelor's degree in Communications from California State University, Fullerton.

Susan and her husband, Alan, reside in Huntington Beach and have two children, Alexzander and Kyle.



## MERIT TULLY

### VICE PRESIDENT, MARKETING

Merit Tully is in his 22nd year with the Anaheim Ducks, his second as Vice President, Marketing. Tully oversees business intelligence, broadcasting, communications, community relations, entertainment, fan development, marketing, merchandising, publications/new media and social networking. He is also responsible for overseeing agreements for all television and radio rightsholders, as well as the contracts of all club announcers.

Tully previously spent three seasons as the Ducks' Director of Marketing and Brand Management, overseeing all team marketing elements, premium sales marketing, graphic design and fan development, including S.C.O.R.E. (Scholastic Curriculum of Recreation and Education), the club's education-based youth hockey program which has reached more 400,000 school children since 2005.

Tully served as the Director of Media and Communications for Honda Center from 2007-16, acting as the primary liaison between the arena and media for all non-hockey events. He coordinated several major announcements for the arena, including facility upgrades such as the Shock Top Terrace, the most extensive upgrade in venue history.

He joined the Ducks in 2000 as a Communications Manager, helping enhance the overall image of the hockey club and assisting in the club's public relations efforts through three lengthy playoff runs, as the team won the Stanley Cup in 2007 and advanced to the Stanley Cup Finals in 2003 and Western Conference Finals in 2006.

Tully graduated from Fresno State with a degree in Communications & Advertising and began his career as a Publications and Media Coordinator for the Arizona Coyotes in 1999. He serves on the Anaheim Transportation Network Board.

Merit and his wife, Heidi, have a daughter, Payton, and son Cullen. The family resides in Mission Viejo.



## DALLAS EAKINS

### HEAD COACH

Dallas Eakins is in the midst of his third season as head coach of the Anaheim Ducks in 2021-22, his seventh season within the organization. Eakins coached his 200th career NHL game Feb. 15, 2021 at San Jose. Named to his current post June 17, 2019, Eakins previously served as head coach for Anaheim's American Hockey League (AHL) affiliate in San Diego from 2015-19. In his four seasons behind the bench, Eakins led the Gulls to a 154-95-23 record and three trips to the Calder Cup Playoffs. In addition, San Diego led the AHL Pacific Division in wins, points (331) and points percentage (.608) since the division's inception in 2015-16.

Eakins joined the Anaheim organization June 26, 2015 after serving as head coach of the Edmonton Oilers from 2013-15. Eakins previously spent four seasons as head coach of the AHL's Toronto Marlies (2009-13). In 584 career AHL games with San Diego and Toronto, Eakins led his teams to a 311-209-64 record and five appearances in the Calder Cup Playoffs. Eakins helped San Diego advance to the 2019 Western Conference Finals and guided his 2011-12 Marlies club to an appearance in the 2012 Calder Cup Finals.

The Dade City, Fla. native guided the Marlies to the top of the North Division standings during his final two seasons behind the bench in Toronto while winning four of six playoff series. As a member of the Marlies, Eakins was named one of two head coaches to represent the Western Conference for the AHL All-Star Games for both the 2011-12 and 2012-13 seasons.

Selected by Washington in the 10th round (208th overall) of the 1985 NHL Draft, Eakins appeared in 120 career NHL games with the Winnipeg Jets, Florida Panthers, St. Louis Blues, Phoenix Coyotes, New York Rangers, Toronto Maple Leafs, New York Islanders and Calgary Flames. Eakins also played in the AHL and International Hockey League during his professional career, winning both the Calder Cup (2002) and Turner Cup (2000). His final professional season was with the Manitoba Moose (AHL) before retiring as a player May 26, 2004.

Eakins, his wife, Ingrid, and daughters, Emerson (13) and Cameron (10) reside in Coto de Caza.

## DALLAS EAKINS' HEAD COACHING RECORD

Season	Team	League	REGULAR SEASON					PLAYOFFS	
			GP	W	L	OT	PTS	W	L
2009-10	Toronto	AHL	80	33	35	12	78	-	-
2010-11	Toronto	AHL	80	37	32	11	85	-	-
2011-12	Toronto	AHL	76	44	24	8	96	11	6
2012-13	Toronto	AHL	76	43	23	10	96	5	4
<b>2013-14</b>	<b>EDMONTON</b>	<b>NHL</b>	<b>82</b>	<b>29</b>	<b>44</b>	<b>9</b>	<b>67</b>	-	-
<b>2014-15</b>	<b>EDMONTON</b>	<b>NHL</b>	<b>31</b>	<b>7</b>	<b>19</b>	<b>5</b>	<b>19</b>	-	-
2015-16	San Diego	AHL	68	39	23	6	84	4	5
2016-17	San Diego	AHL	68	43	20	5	91	4	6
2017-18	San Diego	AHL	68	36	28	4	76	-	-
2018-19	San Diego	AHL	68	36	24	8	80	9	7
<b>2019-20</b>	<b>ANAHEIM</b>	<b>NHL</b>	<b>71</b>	<b>29</b>	<b>33</b>	<b>9</b>	<b>67</b>	-	-
<b>2020-21</b>	<b>ANAHEIM</b>	<b>NHL</b>	<b>56</b>	<b>17</b>	<b>30</b>	<b>9</b>	<b>43</b>	-	-
<b>NHL Totals</b>			<b>184</b>	<b>65</b>	<b>96</b>	<b>23</b>	<b>153</b>	-	-
<b>AHL Totals</b>			<b>584</b>	<b>311</b>	<b>209</b>	<b>64</b>	<b>686</b>	<b>33</b>	<b>28</b>



## GEOFF WARD

### ASSISTANT COACH

Geoff Ward enters his first season with the Anaheim Ducks as assistant coach.

Ward served as the head coach of the Calgary Flames from 2019-21, leading the club to a 36-26-5 record, including a 25-15-3 mark in 2019-20 and a berth in the 2020 Stanley Cup Playoffs. He also served as Calgary's associate coach in 2018-19.

Ward spent three seasons as an assistant coach with the New Jersey Devils from 2015-18 and the Boston Bruins for seven seasons from 2007-14, helping lead the club to two Stanley Cup Finals (2011 and 2013), including a championship in 2011. In 2014-15, Ward served as the head coach of Adler Mannheim, winning the German championship while being named the DEL coach of the year. He also served as a head coach in Germany with Iserlohn in 2006-07 and Bad Nauheim in 2000-01.

Ward served as head coach of the Montreal Canadiens' primary American Hockey League (AHL) affiliates in Hamilton (2002-03), Toronto (2003-04) and Edmonton (2004-06). In 2003, he was named the AHL Coach of the Year with Hamilton after guiding the Bulldogs to the Calder Cup Finals.

Ward served as the Head Coach of Arkansas (ECHL) in 1999-00, the Ontario Hockey League's Guelph Storm (1998-99) and Kitchener Rangers (1994-98). He began his career as an Assistant Coach at the University of Waterloo (1989-90) before guiding the Waterloo Siskins to a MWJHL championship as Head Coach in 1993-94. Ward also was an assistant for the German National Team from 2015-2018, appearing at four World Championships.



## NEWELL BROWN

### ASSISTANT COACH

Newell Brown begins his ninth season as an Assistant Coach with the Anaheim Ducks, his first since the 2010-11 season.

Prior to rejoining the Ducks in his third stint as an assistant coach, originally serving in the role from 2005-10 and 1998-00, Brown helped the club to a Stanley Cup championship in 2007. Brown has over 30 years of coaching experience at the NHL,

American Hockey League (AHL) and NCAA levels.

Brown spent the past four seasons as an assistant coach with the Vancouver Canucks from 2017-21 in his second stint with the club. He served in the same role from 2010-13, helping the Canucks to consecutive President's Trophies in 2010-11 and 2011-12, and an appearance in the 2011 Stanley Cup Finals.

He spent 2013-17 as an assistant coach with the Arizona Coyotes, and also was an associate coach with the Columbus Blue Jackets (2000-04) and assistant coach for the Chicago Blackhawks (1996-98).

Before joining the NHL ranks, Brown spent four seasons in the Detroit Red Wings organization as head coach of the Adirondack Red Wings, Detroit's AHL affiliate. He also served as head coach of Michigan Tech University from 1990-92 and was an assistant at his alma mater, Michigan State University, from 1987-90. He helped the Spartans win back-to-back regular season and CCHA tournament titles in 1988-89 and 1989-90.

As a player, Brown spent two seasons with the Cornwall Royals of the Quebec Major Junior Hockey League in 1978-79 and 1979-80, and helped the Royals win the Memorial Cup in 1979. From 1980-84, Brown played at Michigan State, where he served as team captain in his final three seasons and earned First Team All-CCHA honors in 1982.

Selected by Vancouver in the eighth round (158th overall) of the 1982 NHL Draft, Brown spent one year in the Canucks organization playing with Fredericton (AHL) and Muskegon (IHL) in 1984-85 before serving as captain of the Canadian National Team in 1985-86.

Newell and his wife Lori have a daughter, Erika, and son, Adam. The family resides in Irvine.

# COACHING STAFF



## MIKE STOTHERS

### ASSISTANT COACH

Mike Stothers enters his first season as assistant coach with the Ducks in 2021-22. Stothers most recently won a gold medal as an Assistant Coach for Canada at the 2021 U-18 World Championship. He previously spent six seasons as Head Coach of the Los Angeles Kings' AHL affiliate in Ontario (2015-20) and Manchester (2014-15), leading the Monarchs to a Calder Cup Championship in 2015 while being named the AHL Coach of the Year. He guided the Reign and Monarchs to a 220-137-48 record and four postseason appearances.

He spent three NHL seasons as an Assistant Coach with Atlanta Thrashers (2010-11) and Philadelphia Flyers (2000-01). He served as Head Coach of the Moose Jaw Warriors of the Western Hockey League (2011-14) and the Owen Sound Attack of the OHL from 2002-07. He also was the Head Coach of Grand Rapids (AHL) in 2007-08.

Stothers began his coaching career as a player/Assistant Coach with the Hershey Bears in 1991-92 and served as Assistant Coach from 1992-96. He served in the same role with the Philadelphia Phantoms in 1996-00, helping the club to a Calder Cup championship in 1998.

Selected by Philadelphia in the first round (21st overall) of the 1980 NHL Draft, Stothers recorded two assists (0-2=2) in 30 career NHL games with Philadelphia and Toronto from 1984-88. He also skated in five Stanley Cup Playoff Games with the Flyers, including the 1987 Stanley Cup Final. The defenseman appeared in 671 career AHL games with the Maine Mariners (1981-84), Hershey Bears (1984-88 and 1988-92) and New Market Saints (1987-88), scoring 36-106=144 points and 1,840 penalty minutes. He won a Calder Cup championship with Maine in 1984.

A native of Toronto, Ontario, Stothers and his wife Judi reside in Irvine.



## SUDARSHAN MAHARAJ

### GOALTENDING COACH

Sudarshan "Sudsie" Maharaj (Sud-DARE-shun MAH-ha-raj) is in the midst of his sixth season as goaltending coach for the Anaheim Ducks. Under his leadership, the Ducks established a franchise-record with a .923 SV%, which co-led all NHL teams in 2017-18. In addition, both Ryan Miller (.928) and John Gibson (.926) surpassed the individual single-season franchise record for SV% (.924, Jonas Hiller in 2010-11, Gibson in 2016-17).

Maharaj joined the Ducks organization prior to the 2013-14 season in a consultant role focused on the club's AHL affiliate in Norfolk, VA. Maharaj continued in the role throughout the team's transition to San Diego for the 2015-16 season, where he helped Gulls goaltenders to a 39-23-8 record, 2.87 GAA, .906 SV% and a berth in the Calder Cup Playoffs.

A native of Trinidad, Maharaj spent eight seasons with the New York Islanders from 2003-06 (goaltending coach) and 2009-12 (goaltending consultant). He also helped develop the National Goaltending Development Program for Hockey Canada (2005-07) and served as goaltending consultant for the Korean national hockey team in preparation for the 2018 Olympic Winter Games.

Raised in Toronto from the age of six, Maharaj was a member of the 1984-85 National Hockey Championship York University team and played six seasons of pro hockey in Sweden.

Sudarshan and his wife, Yvonne, have two daughters, Alexandra (20) and Katherine (17).





## LARRY BARRON

### SKATING SKILLS & DEVELOPMENT COACH

Larry Barron is in his fourth season as skating skills and development coach for the Anaheim Ducks. Prior to assuming his current role, Barron served as a skating consultant for the Ducks from 2013-18.

A native of Toronto, Ontario, Barron coached at the Under-16 and Under-18 levels from 2012-16, including Jr. Ducks 18AAA teams, and made two national championship appearances as head coach during that time.

With a 27-year background in youth hockey, Barron also owns Barron Hockey Academy in Lake Forest, Calif., which offers on-ice development and team training for local players ranging from amateur to professional backgrounds.

Barron resides in Ladera Ranch with his wife, Michelle, and their three children: Dillon (12), Peyton (10) and Brock (8).



## JOE PISCOTTY

### VIDEO COACH

Joe Piscotty is in his 11th season as video coach, his 12th overall season with the organization. Piscotty originally joined the Ducks prior to the 2010-11 season as a video scouting analyst, assisting Hockey Operations with special projects before moving to his current role on Dec. 2, 2011.

Piscotty worked with the University of Michigan's hockey team from 2006-08, serving as a graduate student manager under Head Coach Red Berenson. He was with the Wolverines when the club advanced to the Frozen Four in 2008. While at Michigan, Piscotty also earned a Master's in Sports Management.

In addition, Piscotty served as a hockey operations assistant for the University of Denver's men's squad from 2008-10. He completed his time at Denver with a master's degree in Business Administration (MBA). A native of Huntington Beach, Piscotty earned his bachelor's degree in Business Administration from the University of Las Vegas, Nevada in 2006.

Joe and his wife, Carrie, reside in Huntington Beach with daughters, Kadence and Lea.



## BRETT FERGUSON

### VIDEO COACH

Brett Ferguson is in his 12th season with the Anaheim organization, his third as a video coach with the Ducks. Ferguson spent the previous nine seasons with Anaheim's primary development affiliate in the American Hockey League, most recently with San Diego. He served four seasons with the Gulls from 2015-19, the first two years as video coach and the latter two as an assistant coach. Ferguson helped lead the Gulls to

Calder Cup Playoff appearances in 2016, 2017 and 2019, advancing to the Pacific Division Final in all three years and the Western Conference Finals in 2019.

Born in Sioux City, Iowa and raised in West Des Moines, Ferguson spent five seasons as video coach with Anaheim's AHL affiliates in Norfolk (2012-15) and Syracuse (2010-12). Ferguson, who began his professional coaching career as an assistant coach with Des Moines (USHL) in 2009-10, graduated from the University of South Carolina at Aiken in 2009 with a Bachelor's degree in history.

Ferguson, his wife, Amanda, and their sons, Caleb and Aiden, reside in Irvine.



## FRANCOIS BEAUCHEMIN

### PLAYER DEVELOPMENT

Francois Beauchemin is in the midst of his third season in Anaheim's Player Development Department. In his current role, Beauchemin assists Director of Player Personnel Todd Marchant in preparing Anaheim prospects for a career in professional hockey.

A member of the 2007 Stanley Cup Champion Ducks, Beauchemin retired from hockey in 2018 after collecting 288 points in 903 career NHL games. Among franchise all-time defensive leaders, Beauchemin retired ranked second in plus/minus (+59), third in goals (56), points (196) and assists (140), and fourth in game-winning goals (10).

The Sorel, Quebec native played 101 career Stanley Cup Playoff games, all in an Anaheim uniform. He is the all-time franchise leader among defensemen in playoff scoring, goals, assists, power-play goals, power-play points and games played. Beauchemin helped Anaheim reach the playoffs in nine of his 10 seasons with the club, reaching the Western Conference Final three times in addition to the aforementioned Stanley Cup in 2007.

Selected by Montreal in the third round (75th overall) of the 1998 NHL Draft, Beauchemin earned 76-212=288 points with a +14 rating in 903 career NHL games with Anaheim, Colorado, Toronto, Columbus and Montreal. He resides in Sorel, Quebec with his wife, Marie, and their sons, Samuel (15) and Cédric (9), and daughter, Emily (12).



## LUCA SBISA

### PLAYER DEVELOPMENT

Luca Sbisa enters his first season in Anaheim's Player Development Department. In his new role, Sbisa will assist Director of Player Personnel Todd Marchant in preparing Anaheim prospects for a career in professional hockey.

Sbisa recorded 20-93=113 points with 385 PIM in 549 career NHL games over 13 seasons with Philadelphia, Anaheim, Vancouver, Vegas, New York Islanders, Winnipeg and Nashville. He also appeared in 32 career Stanley Cup Playoff games with the Flyers, Ducks, Canucks and Golden Knights, earning 1-7=8 points.

He was acquired by Anaheim from Philadelphia with Joffrey Lupul, a first-round selection in the 2009 NHL Draft, a first-round selection in the 2010 NHL Draft and a conditional third-round selection in the 2010 NHL Draft in exchange for Chris Pronger on June 26, 2009. In five seasons with Anaheim (2009-14), Sbisa collected 9-40=49 points with 181 PIM in 227 games.

Born in Ozieri, Italy and a native of Oberageri, Switzerland, Sbisa represented Switzerland at numerous international tournaments, including the 2010 Olympic Games, appearing in five tournament contests. He also appeared in two World Championships (2010 and 2011) and back-to-back World Junior Championships (2009 and 2010), and represented Team Europe in the 2016 World Cup of Hockey.

He resides in Newport Beach with his wife Lauren and their two sons: Nolan and Levi.



## RICK PATERSON

### PROFESSIONAL SCOUT

Rick Paterson is in his 18th season with the Ducks and first as a professional scout after joining Anaheim on July 20, 2005.

Paterson has over 40 years of experience as a player, coach and scout, and has won the Stanley Cup four times. Along with his Stanley Cup championship with the Ducks in 2007, he won the title with Tampa Bay (2004) and Pittsburgh (1991 & 1992).

Prior to joining the Ducks, Paterson spent seven years with the Tampa Bay Lightning, winning the Stanley Cup in 2004 as the club's Chief Professional Scout. He was inducted into the Kingston & District Sports Hall of Fame (Ontario) on May 4, 2012.

As a player, Paterson spent 10 years in the Chicago Blackhawks organization from 1978-1988. He was drafted by the club in the third round (46th overall) in the 1978 NHL Entry Draft. He appeared in 430 NHL games, scoring 50-43-93 points. Paterson also appeared in the Stanley Cup Playoffs eight times with Chicago, scoring 7-10-17 points in 63 games. Primarily known as a defensive specialist and top penalty killer, Paterson set a Blackhawks record for the fastest two shorthanded goals when he scored twice in 2:30 against Winnipeg on Jan. 16, 1985.

At age 15, Paterson was considered one of the top hockey players in Ontario. He played with the Cornwall Royals of the Quebec Major Junior Hockey League from 1973-78, scoring 128-237-365 points in 342 games. In his final year in Cornwall (1977-78), he exploded with 58-80-138 points in 71 games. Paterson was inducted into the club's Hall of Fame in 2002. In addition, he won the Bronze Medal at the 1978 World Junior Championships with Team Canada.

After retiring from the NHL as a player, Paterson joined the Pittsburgh Penguins as an Assistant Coach from 1988-93, winning the Stanley Cup in 1991 and 1992. He coached the Penguins' International Hockey League affiliate in Cleveland from 1993-97 and joined the Tampa Bay Lightning as Assistant Coach in 1997-98. Paterson remained in that role until being named a Professional Scout prior to the start of the 1999-00 season.



## MIKE STAPLETON

### PROFESSIONAL SCOUT

Mike Stapleton is in his seventh year with the Ducks as a full-time professional scout. Stapleton previously worked with the Anaheim scouting department on a part-time basis and also served as an assistant coach for organization's primary development affiliate in the American Hockey League in 2010-11 (Syracuse). Stapleton also served as head coach for Sault Ste. Marie of the Ontario Hockey League from 2011-13.

Prior to initially joining the Anaheim organization in 2010, Stapleton spent four seasons as an assistant and associate coach in the OHL with Sault Ste. Marie (2008-10) and Erie (2006-08).

Originally selected by Chicago in the seventh round (132nd overall) of the 1984 NHL Draft, Stapleton played 14 NHL seasons from 1986-2001 with seven different teams (Chicago, Pittsburgh, Edmonton, Winnipeg/Phoenix, Atlanta, NY Islanders and Vancouver). He appeared in 697 career NHL games, collecting 71-111-182 points with 342 PIM. Stapleton also skated in 34 career Stanley Cup Playoff games, recording one goal and 39 PIM.

Stapleton is the son of former NHL defenseman and 1972 Summit Series Team Canada member Pat Stapleton. Mike and his wife, Laura, have two sons: Luke and Nick.



## RICH PRESTON

### PROFESSIONAL SCOUT

Rich Preston is in the midst of his seventh season with the Anaheim Ducks, his third as a professional scout. Preston served as an assistant coach for the Ducks from 2015-19, a stretch that saw the club go 171-110-47 and qualify for the Stanley Cup Playoffs three times and reach the Western Conference Finals in 2017.

A native of Regina, Saskatchewan, Preston previously served as an NHL assistant coach with Chicago (1991-95), Calgary (1997-00 & 2003-09) and San Jose (2000-03). He was the head coach of his hometown Regina Pats (WHL) from 1995-97 and the

general manager/head coach of Lethbridge (WHL) from 2009-13. With the Pats, Preston helped the team to a franchise-record 27-game home undefeated streak during the 1996-97 season.

Preston played in the NHL from 1979-87, appearing with the Chicago Blackhawks and New Jersey Devils. He appeared in 580 NHL games, scoring 127-164-291 points. He also played in the World Hockey Association, winning championships with the Houston Aeros (1974-75) and Winnipeg Jets (1978-79). Preston was named the 1979 WHA Playoff MVP with the Jets and collected 133-152-285 points in 388 career WHA games.

Preston and his wife, Laura, have three boys (Troy, Lucas and Thomas) and reside in Calgary.





## MIKKO JOKELA

### PROFESSIONAL SCOUT

Mikko Jokela is in his fifth season as a professional scout with the Anaheim Ducks. Jokela began his scouting career with Anaheim in 2017-18 after 20 seasons as a player in both Europe and North America. Selected by New Jersey in the fourth round (96th overall) of the 1998 NHL Draft, Jokela made his NHL debut with the Vancouver Canucks Feb. 18, 2003 at Detroit. He also collected 21-41=62 points in 210 career AHL games with Manitoba (2002-04) and Albany (2001-03).

A native of Lappeenranta, Finland, Jokela earned 48-104-152 points in 659 career Finnish Elite League contests from 1997-17, while spending a year in the KHL (2009-10) and SHL (2010-11). He represented Team Finland in several international tournaments throughout his career, including the 2008 World Championship, and the 2000 and 1999 World Junior Championship. Jokela retired from professional hockey following the 2016-17 season with KooKoo of the Finnish Elite League.

Jokela resides in Helsinki with his wife, Senja, and son, Väinö (8).



## BRUCE FRANKLIN

### DIRECTOR OF PLAYER EVALUATION

Bruce Franklin is in the midst of his sixth season with the Ducks as Director of Player Evaluation. Franklin previously spent 23 years with the Chicago Blackhawks, serving as the club's chief amateur scout for his final six seasons from 2010-16. The Winnipeg native brings 38 years of scouting experience at both the National Hockey League and Western Hockey League levels.

Prior to joining the Blackhawks organization, Franklin spent 12 seasons scouting in the WHL. He was part of two Memorial Cup championships; one as a scout with the Prince Albert Raiders (1985) and the other as director of player personnel with the Swift Current Broncos (1989). He also worked as a part-time scout with the Montreal Canadiens from 1986-92.

Franklin resides in Regina, Saskatchewan, with his wife, Sherie, and their two daughters, Breanna and Sarah.



## JAN-ÅKE DANIELSON

### HEAD EUROPEAN SCOUT

Jan-Åke Danielson has been a member of the Ducks scouting staff for 24 seasons and is in his eighth season as Head European Scout. He is primarily responsible for scouting amateur prospects in Europe.

Prior to joining the Anaheim organization, Danielson worked as a full-time coach in Sweden from 1987-98. During that time, he coached Sweden's World Jr. Championship team five times, winning silver three times and bronze once. In addition, he was also a part-time scout for the Florida Panthers for three years before joining the Ducks organization.

Danielson played five years in the Swedish Elite League prior to attending the University of Wisconsin, where he was a member of the school's 1983 National Championship team. He graduated from Wisconsin in 1986 with a degree in Physical Education and enjoys spending at least part of his summer vacationing in the United States.

Danielson resides in Gothenburg, Sweden with his wife, Regina, who is Senior Vice President and Head of Research and Early Development for Cardioresenal and metabolic diseases at AstraZeneca R&D. The couple has two daughters: Gabriella (27) works as project leader within digital marketing at Daniel Wellington in Stockholm, while Cecilia (23) is a fourth-year medical student at the University of Lund in Sweden.



## KEVIN MURRAY

### AMATEUR SCOUT

Kevin Murray is in his 14th season with the Ducks as an amateur scout. Since joining the club during the 2008-09 season, Murray's role has expanded to encompass all USA amateur leagues, which include the high school, junior and collegiate levels.

Prior to joining the Ducks, Murray coached at both the Bantam Major AA and AAA levels in the Chicago area for two years. He played junior hockey with the Chicago Freeze and Danville Wings of the North American Hockey League before moving to Quinnipiac University, where he played one year of Division 1 college hockey. He also played two years of club hockey with University of Miami (Ohio) as part of the American Club Hockey Association.

A native of Chicago, IL, Murray received a bachelor's degree in history from the University of Miami (Ohio) in 2003 and his master's in education from DePaul University in 2005. He taught two years of special education and three years of seventh-grade math, both within the Chicago public school system.

Kevin and his family reside just outside of Chicago in Arlington Heights, Ill. He and his wife, Katherine, have three children, Mikayla (14), Aisley (10) and Kaden (5).



## GLEN COCHRANE

### AMATEUR SCOUT

Glen Cochrane is in his 15th season with the Ducks, responsible for amateur scouting across Western Canada, the United States Hockey League and Minnesota high school hockey.

Born in Kamloops, British Columbia and raised in Cranbrook (B.C.), Cochrane collected 17-72=89 points with 1,556 PIM in 411 NHL games as a defenseman with Philadelphia, Vancouver, Chicago and Edmonton from 1978-89. Following his professional career, Cochrane joined the WHL ranks in 1995 as an assistant coach for the Kelowna Rockets. He continued his coaching career for the next 10 years at both the junior and minor league levels. Cochrane previously served as an amateur scout for the Colorado Avalanche from 2001-07. Away from the rink, Cochrane owned and operated 10 Little Caesars Pizza restaurants for 18 years following his playing career.

Glen and his wife, Joan, have three daughters, Shelby (34), Paige (32) and Tegan (28), as well as five grandchildren: Neyla, twins Everly and Paisley, William, and Wyatt. The family resides in Kelowna, British Columbia. In his spare time, Cochrane enjoys golf, fishing, cycling and traveling with his family.

# SCOUTING STAFF



## JIM SANDLAK

### AMATEUR SCOUT

Jim Sandlak is in his 14th season with the Ducks as an amateur scout. His main responsibilities include scouting the Ontario Hockey League, Quebec Major Junior Hockey League and USA Hockey's Under-18 development program.

A veteran of 703 NHL games, Sandlak spent 11 seasons with the Vancouver Canucks and Hartford Whalers. He collected 110-119=229 career NHL points while also appearing in 33 Stanley Cup Playoff contests. Sandlak also won a gold medal with Team Canada at the 1985 World Juniors before winning silver as team captain the following year. After his playing career, Sandlak worked in the grocery industry, owned his own construction company and most recently served as an assistant coach for the Sarnia Sting (OHL) in 2007-08.

Jim and his wife, Susan, have two sons, Patrick (29) and Carter (27). Patrick serves as director of sales for Info-Tech in London, Ontario. Carter is a referee at the AHL and ECHL level after playing four professional seasons. The family vacations at their Northern Ontario cottage during the summer, enjoying recreational activities such as boating and fishing.



## STÉPHANE PILOTTE

### AMATEUR SCOUT

Stéphane Pilotte is in his eighth year as a full-time scout with the Ducks. Pilotte previously worked with Anaheim's scouting department on a part-time basis and is responsible for amateur scouting in the Eastern Canada region.

Prior to joining the Ducks, Pilotte served as assistant general manager of the Blainville-Boisbriand Armada (2011-14), Montreal Juniors (2008-11) and Gatineau Olympiques (2007-08) in the Quebec Major Junior Hockey League. He also served as general manager of the Val-d'Or Foreurs (QMJHL) from 1999-07. Before Val-d'Or, Pilotte was the chief scout and assistant general manager of the Shawinigan Cataractes from 1992-99. He also worked as a part-time scout with the Chicago Blackhawks from 1994-98. Pilotte's first scouting assignment was with the Drummondville Voltigeurs from 1989-91.

Stéphane and his wife, Nathalie, have a daughter, Catherine (28), and son, Etienne (24). The family resides in Montreal, Quebec.



## STEVE LYONS

### AMATEUR SCOUT

Steve Lyons is in his 11th season scouting with the Ducks, his 35th year as an NHL scout. He is responsible for amateur scouting across the United States and concentrates on the NCAA, junior and high school levels.

Lyons began his scouting career with Chicago (1986-98), serving as the club's U.S. scout. From 1998-03, he spent five years with Colorado covering North America and Europe while serving as an amateur scout for the 2001 Stanley Cup Champions. Lyons was also a member of the Phoenix scouting department from 2003-11, and served as the assistant director of amateur scouting from 2008-11.

Lyons played professionally in both the Atlantic Coast Hockey League (Mohawk Valley - Virginia) and the IHL (Indianapolis). The Canton, MA native was the first high school player selected in Boston franchise history when he was picked in the sixth round (123rd overall) of the 1980 NHL Draft. From 1980-83, Lyons had 127 points in 101 ECAC games with the University of New Hampshire while making two NCAA appearances.

Steve and his wife, Debbie, reside in Easton, Mass. and have three children (Kevin, Greg and Kelly) and four grandchildren (Brooke, Kendall, Hadley, Ryan).



## KONSTANTIN KRYLOV

### EUROPEAN SCOUT

Konstantin Krylov is in his 26th season with the Ducks, serving as one of the club's European scouts. Krylov's primary scouting areas are focused in Finland, Russia and the international junior tournaments.

Krylov was the first-ever Russian-born scout hired by a National Hockey League team when he joined the staff of the Minnesota North Stars in 1990.

A native of St. Petersburg, Russia, Krylov spent time with the San Jose Sharks scouting department prior to joining the Ducks in 1996. He enjoys jazz, blues and rock music as well as collecting any kind of NHL statistics publication. His favorite hobbies include mountain biking and photography.

Krylov resides in St. Petersburg with his wife, Helen, and son, Tim (8).



## PAVEL ROUTA

### EUROPEAN SCOUT

Pavel Rوتا is in his 10th overall season as European Scout with the Anaheim Ducks. In his current position with the Ducks, Rوتا is responsible for evaluating talent of the European hockey leagues and scouting international tournaments on the continent.

Rوتا originally spent six seasons as a European-based scout with the Ducks from 2003-09. Following his first stint with the organization, Rوتا served nine years as a European scout with Minnesota from 2009-18 before rejoining Anaheim in 2018-19.

A Czech Republic native, Rوتا began his NHL scouting career covering international tournaments and various levels of European hockey for the Florida Panthers from 1996-03. Pavel resides in Vseradice, Czech Republic and has two daughters, Magda (19) and Julia (18), and a son, Vaclav (13).



## GABRIELLA SWITAJ

### TEAM SERVICES ANALYST AND AMATEUR SCOUT

Gabriella Switaj is in the midst of her third season as Team Services Analyst and Amateur Scout with the Anaheim Ducks. Switaj joined the Ducks in 2019 following one season with USA Hockey as the ninth recipient of the Brendan Burke Internship in July of 2018. She was responsible for working within the Hockey Operations Department at USA Hockey's National Team Development Program (NTDP) in Plymouth, Mich., assisting in all aspects of hockey operations with the NTDP, which includes both the U.S. National Under-17 and U.S. National Under-18 Teams, international events and player development camps.

Switaj also served as a Fan Development Intern with the Columbus Blue Jackets, an Operations Intern at the United States Olympic and Paralympic Committee, and as a clinic instructor and evaluator for USA Hockey.

A native of Kent, Ohio, Switaj played four seasons at Boston College (Hockey East) from 2014-18, compiling a 9-0-0 record with one shutout, a 1.26 GAA and .931 SV% in 15.



# PERFORMANCE STAFF



## KEVIN TAYLOR

### DIRECTOR OF PHYSICAL THERAPY

Kevin Taylor is in his seventh season with the Anaheim Ducks, his third as Director of Physical Therapy. Taylor served three seasons from 2015-18 as physical therapist with the team prior to assuming his current role. Taylor has practiced physical therapy in Orange and Los Angeles counties since 1992, working with a variety of high school, college and professional athletes in hockey and other sports.

A board certified clinical specialist in orthopedic physical therapy, Taylor earned a bachelor's degree from California State University, Fullerton in 1986 and a master's in physical therapy from Chapman University in 1992.

An Orange County native, Taylor resides in Anaheim Hills with wife and three children, and enjoys mountain bike riding and fishing.



## JOE HUFF

### HEAD ATHLETIC TRAINER

Joe Huff is in his ninth season as Head Athletic Trainer with the Anaheim Ducks, having been a member of the organization since 2008. In 2017-18, Huff reached his 1,000th professional game milestone in a career that started in 1998.

A graduate of Iowa State University (1998), Huff is a Certified Athletic Trainer through the National Athletic Trainer's Association Board of Certification. He began his career with the Central Hockey League's Macon Whoopee (1998-99). Following a season with Macon, Huff became the head athletic trainer for the Des Moines Buccaneers (USHL), where he spent the next six seasons. He then moved on to the ECHL, taking on the head trainer position with the Augusta Lynx in 2005. Huff joined the Ducks' then-AHL affiliate in Iowa for the 2008-09 season and then moved on to Syracuse with the club for the 2010-11 and 2011-12 seasons. During the 2012-13 season, Huff worked with the Norfolk Admirals, Anaheim's first year of affiliation in Virginia.

Joe, his wife, Lisa, and their two daughters, Macy (19) and Marin (16), reside in Anaheim Hills.



## CHAD WALKER

### ASSISTANT ATHLETIC TRAINER

Chad Walker is in his fourth season with the Anaheim Ducks as Assistant Athletic Trainer. Walker originally joined the organization in 2017-18 as the head athletic trainer with the San Diego Gulls (AHL). The Chandler, AZ native previously served as the primary athletic trainer for Arizona State University's hockey program from 2015-17. During that same timeframe, he also worked as a staff athletic trainer for the Arizona Coyotes.

Walker, a BOC Certified Athletic Trainer and NASM Corrective Exercise Specialist, also spent four years with the ASU golf program (2013-17), one season with the Sun Devil softball team (2014-15) and three seasons with the Pac-12 football team (2011-14).

Walker earned a bachelor's degree in athletic training from Marietta College and a master's degree in Higher Education from Arizona State University. Chad and his wife, Becca, reside in Irvine with their son, Jackson.




## MIKE GRIEBEL

### MASSAGE THERAPIST

Mike Griebel is in his fifth season as massage therapist of the Anaheim Ducks. Griebel previously served as manual therapist for the Arizona Coyotes for seven seasons (2010-16). He joined the Coyotes from the Tampa Bay Lightning, where he spent 10 years, including Tampa Bay's 2004 Stanley Cup championship season.

Prior to joining the Lightning, Griebel served six years as resident massage therapist for Gold's Gym of Venice, CA.

A graduate of the Nova Institute of Health and Technology and the Southern California Sports Massage Clinic, Griebel is a specialist in the Hemme approach to soft tissue and certified in the Mattes method of active isolated stretching. Griebel and his wife, Lauri, have four children: Kristina, Jessica, Soren and Trevor.



## MATT HERRING

### HEAD STRENGTH & CONDITIONING COACH

Matt Herring is in his third season with the Anaheim Ducks and first as Head Strength & Conditioning Coach. Herring oversees the strength and conditioning departments throughout the Ducks organization and manages the sports science technology and its integration within the team.

A native of Bermuda, Herring previously worked for the Toronto Maple Leafs as Head Strength & Conditioning Coach (2015-19) and the NBA's San Antonio Spurs as Athletic Performance Associate (2013-15). He was a member of the Spurs Medical & Performance department when San Antonio won the 2014 NBA championship.

Herring began his strength and conditioning career at the University of California, Santa Barbara (2009-11) serving as Assistant Strength & Conditioning Coach. With a master's degree in strength & conditioning from the University of Edinburgh (2008) and a bachelor's in sports science from Swansea University (2007), Herring is also a Certified Strength and Conditioning Specialist with the National Strength and Conditioning Association.

Matt lives in Laguna Beach with his wife, Graziela, and son Gavin. He enjoys swimming, triathlon, hiking, surfing, soccer and learning Portuguese.



## JUSTUS SCHAFER

### ASSISTANT STRENGTH & CONDITIONING COACH

Justus Schafer enters his third season with the Anaheim Ducks organization and first season as Assistant Strength and Conditioning Coach. He spent the previous two seasons as the Head Strength and Conditioning Coach for the San Diego Gulls, working with Anaheim's primary development affiliate to maximize the athletic potential of the club's players.

Schafer previously spent three years in the San Antonio Spurs organization (2016-19). He held the position of Athletic Development QAA for two years in San Antonio and held the same position for one year with their G league affiliate, the Austin Spurs.

Schafer, an NSCA certified Strength and Conditioning Specialist (CSCS), earned a bachelor's degree in Applied Exercise Physiology and a master's degree in Sports Physiology from Texas A&M University.

A native of Grapevine, Texas, Justus and his wife, Laura Lee, reside in Irvine.

# EQUIPMENT STAFF



## CHRIS ALDRICH

### HEAD EQUIPMENT MANAGER

Chris Aldrich is in his fourth season as the Anaheim Ducks' head equipment manager. Currently in his 15th season with the organization, he previously served nine seasons as an assistant equipment manager with the Ducks from 2009-18.

Aldrich has more than 30 years of experience in professional hockey, including serving as the equipment manager of previous Anaheim AHL affiliates in Iowa (2008-09) and Portland (2007-08).

Prior to joining the Ducks organization in 2007, he spent 10 seasons as assistant equipment manager of the Boston Bruins. Aldrich also had AHL stints with Providence and Maine from 1990-96.

In addition to his time with the Ducks and Bruins, Aldrich served as an equipment manager for Team USA at the 2010 IIHF World Championship in Germany.

A native of Windham, ME, Aldrich majored in history at Rhode Island College. When away from the rink, he enjoys playing tennis and following NASCAR. Aldrich is also an avid runner, having completed the Boston Marathon on three separate occasions. Aldrich and his wife, Susan, reside in Yorba Linda with their son, Andrew (14).



## MATT BRAYFIELD

### ASSISTANT EQUIPMENT MANAGER

Matt Brayfield is in his fifth season as an Anaheim Ducks assistant equipment manager and 12th in the organization. Brayfield previously served as an equipment manager with Anaheim's AHL affiliates in San Diego (2015-17), Norfolk (2012-15) and Syracuse (2010-12). Brayfield began his career with the Laredo Bucks (CHL), Huntsville Havoc and Peoria Rivermen (SPHL), and Springfield Junior Blues (NAHL). A native of Springfield, IL, Brayfield resides in Anaheim Hills, CA.



## JEFF TYNI

### ASSISTANT EQUIPMENT MANAGER

Jeff Tyni is in his 17th season with the Ducks and his seventh season as an assistant equipment manager. Tyni previously worked with the Ducks as a Locker Room Assistant from 2005-15.

The Orange County native played in the Southern Professional Hockey League (Fayetteville) and served as a backup goaltender for several NHL and ECHL clubs. Before joining Anaheim's Hockey Operations staff, Tyni worked at Anaheim ICE as a Zamboni driver and with Honda Center's Event Crew. Tyni received a bachelor's degree from California State University, Fullerton.

Away from the rink, Tyni enjoys playing golf, traveling to Canada and spending time with his family. Tyni resides in Orange with his wife, Mira, and son, Blake (4).

## TEAM PHYSICIANS

Dr. Kenton Fibel - Medical Director  
Dr. Brian Schulz - Orthopedic Surgeon  
Dr. Orr Limpisvasti - Orthopedic Surgeon  
Dr. Bao-Thy Grant - Oral Surgeon / Dentist  
Dr. Chris Kroner - Primary Care Physician

Dr. Satoshi Kamada - Internal Medicine  
Dr. David Hay - Hand Surgeon  
Dr. Ken Jung - Foot/Ankle Surgeon  
Dr. Josh Johnson - Team Neuropsychologist  
Dr. Dustin Glass - Team Chiropractor


A full-page background image of a hockey game in progress at the Honda Center. The arena is filled with spectators, and the ice is visible with players and referees. The large scoreboard at the top of the arena displays the game's progress, including the score (0-0), time (0:00), and various statistics. The scoreboard also features advertisements for ActivePDF, JMC Security Systems, and Pacific Premier. The text "HONDA Center" is visible on the top of the scoreboard structure. The overall image has a warm, orange-toned overlay.

# DUCKS & HONDA CENTER IN THE COMMUNITY



# COMMUNITY INVOLVEMENT

Commitment to community is one of the fundamental values of the Anaheim Ducks organization. The Ducks strive to be actively involved in the local community, ranging from outreach and fundraising events, in-kind donations, charity tickets and the dedicated involvement of the players, coaches, broadcasters, staff, Orange Alliance members, corporate partners and fans. Under the guidance and example set forth by our owners, Henry and Susan Samuels, philanthropic support and giving is not only our responsibility as a member of the Southern California community, but something that is ingrained in our identity as a team, staff, and fan base.



## Anaheim Ducks Foundation

The mission of the Anaheim Ducks Foundation is to facilitate and support programs that produce positive change for children and families throughout Southern California by providing educational opportunities, broadening access to the sport of hockey, and addressing the health and wellness needs of our community. Through funds raised, the Ducks are able to support the Anaheim Ducks S.C.O.R.E. program, Learn to Play and inclusion hockey programs, and provide grants to a variety of local nonprofits.

## S.C.O.R.E. (Scholastic Curriculum of Recreation & Education)

The Anaheim Ducks S.C.O.R.E. program offers free educational, standards-based curriculum to over 300 schools in five counties, reaching over 65,000 unique students annually. Impacting over 360,000 students since its inception in 2005, the S.C.O.R.E. program was developed to provide students access to valuable educational resources. Ducks S.C.O.R.E. provides physical education materials, science programming and school supplies while supporting teachers and educators with resources to foster a positive classroom environment, using hockey as a vehicle to teach and create opportunity.

## Learn to Play

Learn to Play powered by Ryan Getzlaf offers first-time hockey players the chance to get on the rink in full hockey equipment for free. Players receive instruction on the basics of hockey and skating. Participants in Anaheim Ducks Learn to Play are provided with full equipment to use for the four-week session. Since 2013, close to 20,000 children and adults have laced up their skates and hit the ice. In addition, Getzlaf and the Anaheim Ducks Foundation generously sponsor a program in which all children who graduate from Learn to Play and sign-up for a The Rinks in-house league

will receive a complimentary first set of gear to start their hockey careers, with more than 7,000 sets being provided to date.

## Inclusive Hockey Programs

In participation in the NHL's Hockey is for Everyone initiative, the Anaheim Ducks and The Rinks have created a variety of programs supporting adaptive and inclusive hockey. To make sure that the sport of hockey is accessible and available to all, the Ducks adaptive hockey programs include Top Flight, which teaches street hockey, ice hockey and ice skating to special needs individuals, sled hockey, which is designed for physically disabled youth and adults, blind hockey which is dedicated to providing opportunities for individuals with visual impairments and deaf/hard of hearing hockey for individuals who has been diagnosed with a hearing loss.

## Anaheim Ducks Annual Golf Classic

The annual Anaheim Ducks Golf Classic presented by Honda features Anaheim Ducks players as the celebrity fifth player for a round of golf alongside Ducks fans and supporters. The Golf Classic raises funds to benefit the Anaheim Ducks Foundation.

The Anaheim Ducks Golf Classic presented by Honda offers on-course contests, along with a pre-shotgun program where event sponsors draft the Anaheim Ducks player who joins their foursome for an exciting afternoon of golf. Since 2008, the Golf Classic has raised nearly \$1.3 million to benefit the Anaheim Ducks Foundation.

## Anaheim Ducks Center Ice Party

Anaheim Ducks Center Ice Party stands as the team's annual themed cocktail party that gives Ducks fans and Orangewood Foundation supporters the chance to mix and mingle, dance, and dine alongside Ducks players, coaches, and personnel. Guests also



have the opportunity to bid on an assortment of silent auction items, as well as enter to win a variety of unique prizes in the evening's opportunity drawings.

Since 2005, \$1.5 million in proceeds from the Anaheim Ducks annual Center Ice Party have gone to assist 44 Women for Orangewood, an auxiliary of Orangewood Foundation, to support college scholarships and Peer Mentor programs for former foster care youth.

## **Dux in Tux**

Dux in Tux presented by Honda is an Anaheim Ducks signature event where players take on the role as celebrity sous chefs, joining Orange County's finest chefs to provide guests an evening of fabulous food and fun - all to benefit a great cause. Proceeds from Dux in Tux presented by Honda benefit the Anaheim Ducks Foundation.

The evening includes a silent auction, opportunity drawing, and live auction filled with Ducks memorabilia and unique player experiences. Dux in Tux presented by Honda is the ideal night for Ducks fans to interact with their favorite Ducks players, all while enjoying a night of fine dining, quality service and exceptional cuisine. In the 20-year history, this fan-favorite event has raised over \$5.8 million to support the community.



## **Anaheim Lady Ducks Fashion Show Luncheon**

In the spring, the Anaheim Lady Ducks - wives and significant others of players, coaches, and executive management - show off their fashion sense by hosting the Anaheim Lady Ducks Fashion Show Luncheon benefiting Children's Hospital of Orange County (CHOC Children's).

The event gives attendees the chance to spend the afternoon enjoying lunch with Ducks players and a fashion show featuring members of the team, their wives/significant others and CHOC ambassadors walking the runway as they show off the latest spring fashion trends from Bloomingdale's, South Coast Plaza. Since 2008, the Lady Ducks have fundraised over \$2 million to support CHOC.

## **Anaheim Ducks Player Meal Program**

The Ducks players and their wives came together at the height of the COVID-19 pandemic crisis to help give back to the frontline workers that were making the most important impact and sacrifices for our community.

Together, they created a program to support the staff at UCI Health who worked tirelessly on the front lines by providing them meals during their hospital shifts.

Teaming up with a few local restaurants to support our small business community, they provided over 5,000 meals to UCI hospital staff members.

## **La Casa Garcia's We Give Thanks**

Honda Center and the Anaheim Ducks are proud to host We Give Thanks each Thanksgiving Day with local nonprofit partner We Give Thanks, Inc., and La Casa Garcia restaurant. This annual event at Honda Center provides a complimentary Thanksgiving dinner for local residents who might go without a meal during the holiday. For over 30 years, We Give Thanks has been serving meals to people in need, with more than 250,000 free meals being donated to the community.

More than 15,000 local residents fill the Honda Center parking lot to enjoy a traditional Thanksgiving meal and entertainment throughout the day. Ducks players, coaches and front office staff participate with their families to serve meals and give thanks on this special Thanksgiving holiday. Due to the COVID-19 pandemic in 2020, We Give Thanks hosted a drive-thru



event at Honda Center to provide packaged Thanksgiving meals and supplemental groceries for 7,000 families who continue to struggle with food insecurity.

## **Holiday Shopping Spree**

The Anaheim Ducks players serve as holiday helpers during the holiday season as part of the annual Shopping Spree, which provides students from The Wooden Floor - a nonprofit organization serving low-income Santa Ana youth - the unique opportunity to load up their shopping carts with necessities and gifts for their families in celebration of the holiday season. The Anaheim Ducks players, joined by the Lady Ducks, assist The Wooden Floor students as they shop for new clothes, toys, and other essentials as a special holiday treat, all underwritten by the Anaheim Ducks and Anaheim Ducks players.



## **Power PLAY!**

Each season, Ducks staff, Orange Alliance members and corporate partners of the Anaheim Ducks and Honda Center team up to volunteer for a day of beautification projects at local S.C.O.R.E. elementary schools. From installing a street hockey rink to painting murals and planting trees, the Power PLAY! is a great day for the volunteers to give back to the community. Seven rinks and counting have been gifted to local schools to help their S.C.O.R.E. programs continue to grow.

# COMMUNITY INVOLVEMENT

## **Staff Volunteering**

The Ducks, Honda Center and The Rinks employees share the Anaheim Ducks commitment to the community and throughout the year are actively engaged in assisting the community through volunteer service. From beautification projects at local schools, supporting families in-need with gifts during the holiday season, to sharing their professional experience as a resource for those looking to get back in the workforce. Our staff are inspired volunteers always willing to do their part.

## **Anaheim Lady Ducks**

The Anaheim Ducks wives and significant others group, the Lady Ducks, are dedicated to assisting the local Southern California community through fundraising and volunteerism. This inspired group of ladies have assisted such organizations as CHOC Children's, The Wooden Floor and OC Animal Care. In addition to hosting the annual Fashion Show Luncheon, the Lady Ducks have also assisted in game-night activities including the Anaheim Ducks holiday toy drives; OC Animal Care pet supply drive for the local animal shelter and the NHL Hockey Fights Cancer awareness night at Honda Center.

## **Anaheim Ducks Alumni Association**

The Anaheim Ducks Alumni Association is composed of a group of former Ducks players who are actively involved in the Ducks community initiatives. Ducks Alumni members have participated in charitable events such as Ducks Alumni charity hockey games, serving as sous chefs at Dux in Tux and assisting with The Rinks youth hockey programs. The alumni are an enthusiastic group, looking to contribute to the community goals of the organization and provide a great way for fans to interact with some of their favorite Ducks of the past.

## **Visits and Appearances**

Each season, the Anaheim Ducks appear at a variety of community events. The Ducks make regular visits to CHOC Children's, visit local schools as part of the team's S.C.O.R.E. program, attend youth hockey clinics and The Rinks outreach efforts, and appear at local youth organizations, special events, charitable fundraisers and much more.



## **Donations**

The Anaheim Ducks are dedicated to assisting charitable organizations throughout Southern California to raise funds by providing auction items for local events. Organizations interested in requesting a donation must be a 501(c)(3) agency located in Southern California. Requests must be submitted at least eight weeks

prior to the date of the event online through the Ducks website: [AnaheimDucks.com/donationrequests](http://AnaheimDucks.com/donationrequests).

## **In-Game Programs & Activities**

Anaheim Ducks games are a great opportunity to feature local nonprofit organizations and highlight the needs in the community. Each season, the Ducks host a variety of activities at home games, including awareness nights for the NHL initiative Hockey Fights Cancer Night presented by UCI Health, Military Appreciation Night presented by Pacific Premier Bank and CHOC Night.

In addition, the Ducks hold toy drives throughout the month of December with Anaheim Fire & Rescue, a pet adoption event for OC Animal Care, as well as in-game Ducks memorabilia auctions to benefit the Anaheim Ducks Foundation and numerous other nonprofits.

## **50/50 Raffle**

The 50/50 Raffle is an exciting chance for fans to win a cash prize while also helping the Anaheim Ducks Foundation continue to expand the reach of its community programs throughout Southern California. One lucky fan receives half of the jackpot total from the raffle ticket sales that game and the other half benefits the Anaheim Ducks Foundation. The 50/50 Raffle has raised over \$15 million dollars since its inception in 2016.

## **Surprise Puck Fundraiser**

Each season, the Anaheim Ducks Foundation sells a commemorative series Surprise Puck Set, featuring four limited edition pucks with proceeds benefiting the Anaheim Ducks Foundation. Fans pick an individually-wrapped puck at random and receive either a Ducks player-autographed commemorative puck or one of 23 surprise orange pucks. The lucky winners of the commemorative Surprise Puck fundraiser win a variety of great Ducks prizes.

## **Samueli Academy T-Shirt Design Contest**

The Samueli Academy T-Shirt Design Contest tasks design students from the Samueli Academy with a project to create an Anaheim Ducks branded t-shirt. The Samueli Academy is a project-based learning curriculum; therefore, the project was created for the students to hone their design skills, work in a group environment as well as make a formal presentation to pitch their designs.

Winners of the Samueli Academy T-Shirt Design Contest are recognized during a pre-game ceremony where their winning designs are revealed to the Ducks fans and then made available in the Ducks Team Store for purchase with proceeds from the sales of the shirts benefiting the Samueli Academy.

## **Anaheim Ducks Charity Ticket Program**

Through the donations of Anaheim Ducks players, management and fans, the Ducks are able to provide tickets throughout the season to charitable organizations in Orange County and surrounding areas.

Thanks to the generous support of corporate partner Antis Roofing, as well as additional corporate partner donations, The Antis Roofing Community Corner, a section of Honda Center was created to give families and children from local nonprofit organizations the opportunity to experience all the fun of Ducks hockey.





Launched in 2015, the Ducks began the tradition of creating a spot on their Opening Night roster for the 21st Duck to honor a fan who embodies perseverance, character, courage, and inspiration, or is making significant contributions to our community. Each fall, the Ducks receive hundreds of submissions for the 21st Duck, inviting fans to share inspirational stories of Ducks fans who have demonstrated resilience and dedication. Each season, the chosen submission is introduced as the team's 21st Duck as part of the club's home opener at Honda Center.

## Kai Quinonez – 2015-16

Kai Quinonez is the inaugural 21st Duck. He was introduced to a sold out crowd during the Ducks home opener on Oct. 12, 2015 at Honda Center through the Make-A-Wish Foundation of Orange County and Inland Empire. A youth hockey player, Kai was diagnosed with aplastic anemia when he was nine, and through the Make-A-Wish Foundation, he was afforded the opportunity to practice with the Ducks and join them for the home opener.



Kai was originally granted a day with the team and took part in a practice with Ducks players but was surprised by the club in the start of an inspiring new tradition. Kai, then 13 years old, arrived for Opening Night to walk the Orange Carpet with his favorite player, Hampus Lindholm. Kai skated out onto the Honda Center ice during player introduction and was introduced as the 21st member of the Ducks for the 2015-16 season.

As part of his Make-A-Wish, Upper Deck surprised Kai by unveiling his very own Upper Deck Young Guns rookie card during the game at Honda Center in front of his family and fans in attendance. With a dream to play hockey, Kai appeared in multiple seasons for Los Alamitos High School in the Anaheim Ducks High School Hockey League from 2017-19

## Katie Hawley – 2017-18

Katie Hawley became the second 21st Duck on Oct. 5, 2017 when she was introduced at Honda Center. Katie has been battling neuroblastoma since the age of nine, a rare childhood cancer. Katie has defeated cancer twice and endured countless surgeries,

chemotherapy sessions, radiation treatments, scans, and blood transfusions. When Katie was diagnosed with cancer for the third time in December 2016, her spirits were low and she told her parents that she did not want to fight anymore. Katie was given tickets to attend a Ducks game with her family. She credits watching that game and her favorite player, Rickard Rakell, as a key to reenergizing her drive to beat the disease.

Katie not only continues to fight the disease, she also inspires others. Katie is a Courageous Kid with the Jessie Rees Foundation, a nonprofit organization ensuring that every child fighting cancer has the support to "Never Ever Give Up!" She has also helped raise awareness through the Pediatric Cancer Research Foundation's 5K run, the American Cancer Society's Relay for Life and has created her own way to give back to pa-



tients in need through S.O.S., Stuff Our Slippers.

As part of her 21st Duck experience, Katie joined the team for practice to prepare for her Opening Night skate onto Honda Center ice - joined Rickard Rakell on the pre-game Orange Carpet - and then was led out onto the ice by Rakell and Corey Perry for player introductions, where she told them both to score goals that night. Perry had two goals in the game, and Rakell broke a 4-4 tie with the eventual game-winner late in regulation.

## Michael Lu – 2018-19

Michael Lu became the third 21st Duck when he was introduced at Honda Center on Oct. 8, 2018. A dedicated Ducks fan since 1993, Michael was diagnosed with Parkinson's at 28. He plans on not only finding



# 21ST DUCK

a cure for Parkinson's, but to inspire others that this disease is solely just a disease. Parkinson's is a part of him but is not him.

Michael was raised playing roller and ice hockey since age four in the Jr. Ducks program. He continued playing locally until his diagnosis in 2017. Even though he cannot play at the level he once did, he works as a hockey instructor in the Ducks Learn to Play Program where he helps grow children's hockey skills and love for the game.




Michael earned a master's degree in Educational Psychology to counsel children with disabilities. Michael is optimistic and hopeful about life and his journey with Parkinson's. He works with the nonprofit organization Parkinson's Resource Organization as a member of the Board of Directors and is making it his mission to take his diagnosis to help raise awareness for Parkinson's to find a cure. Michael's goal is to help inspire those with Parkinson's and demonstrate that the disease does not define him.

## Lera Doederlein – 2019-20

Lera Doederlein was introduced as the fourth 21st Duck at Honda Center on Oct. 3, 2019.

Born in Russia and adopted at the age of 21 months, Doederlein wore leg braces and used crutches most of her life due to being born with a condition called Arthrogryposis Multiplex Congenita (in both legs). After several surgeries and facing life in a wheelchair, Doederlein decided to take control of her mobility in 2017 and elected to have a double above-knee amputation. She was just 14 years of age at the time. Lera is dedicated to finding and creating her own way in sports as



a bilateral amputee, as well as advocating and serving as an ambassador for adaptive sports.

Not long after her surgery, Lera was shown the sport of sled hockey at a sport amputee clinic and quickly fell in love with the game. Originally from Arizona, Lera

began playing for the Arizona Coyotes sled program, and in 2018 she moved to San Diego where she joined the San Diego Ducks Sled hockey team. Beginning on the youth team, she served as a mentor to her teammates through her leadership, kindness and passion for the sport and scored 10 of the team's 19 goals in leading the team to the USA Hockey Disabled Hockey Festival's national championship.

Lera serves as a featured athlete for the Challenged Athletes Foundation, which provides opportunities and support to people with physical challenges, so they can pursue active lifestyles through physical fitness and competitive athletics.

## Angelique Fong – 2020-21

Angelique Fong became the fifth 21st Duck on Jan. 18, 2021. Angelique is a two-time cancer survivor and mentor to cancer patients. Seven weeks after marrying the love of her life, Angelique, was diagnosed with breast cancer at age 39. Despite no symptoms, she had started on a cycle of mammograms and MRIs at the age of 35 because her mother was a two-time breast cancer survivor.

Already familiar with Susan G. Komen Orange County because of her mother's fight against cancer, Angelique served as a mentor to newly diagnosed breast cancer patients, volunteered at their free mobile mammography unit, and was a spokesperson at fundraising events. She turned her passion for running into a purpose: she has run 42 half marathons and three marathons, including a 48-mile challenge over four days twice, dedicating each mile to fellow cancer warriors.

Five years after winning her first battle, Angelique received the news that her breast cancer returned in April 2019 despite a double mastectomy. After three surgeries, Angelique created a "Radiate Kindness" initiative, including 33 random acts of kindness, one for each of her radiation treatments, to turn her radiation

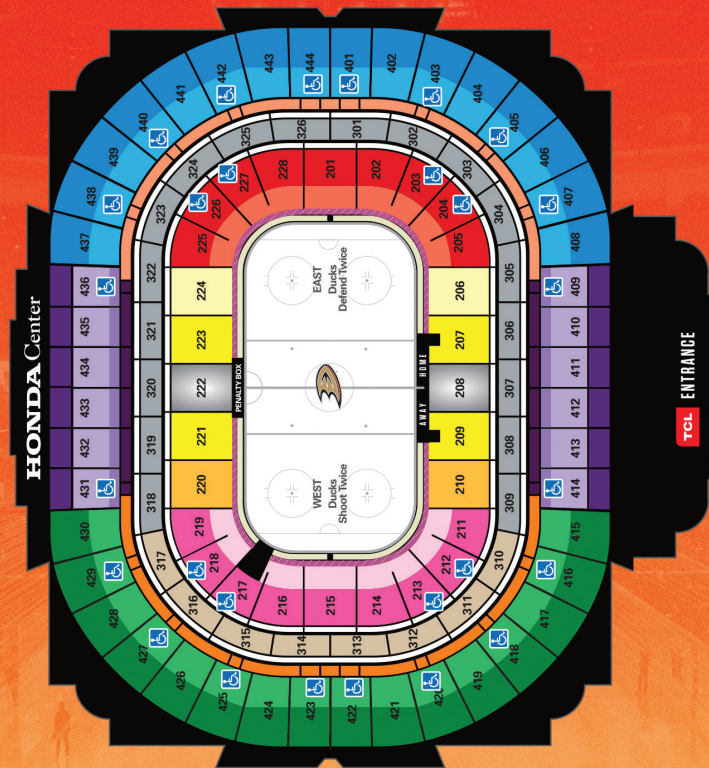


treatment into an opportunity to help others. Gestures ranged from monetary donations to her favorite causes; in-kind donations- homemade blankets to fellow cancer patients and children at CHOC, pet supplies to OC Animal Care, donating books to the library; and pay-it-forward surprises at the drive-thru window.

Due to the COVID-19 pandemic, Angelique was unable to be introduced during the home opener of the 2020-21 season, but the team flipped the script on her. On Feb. 17, 2021, the Ducks players, coaches and staff sat in the Honda Center seats and surprised Angelique with a standing ovation as she was introduced and walked out onto the ice for the first time.

As a longtime season ticket holder, Angelique credits the Ducks with being an important part of her life and throughout her cancer journey. Because of her perseverance and bravery, Angelique was honored with the Susan G. Komen Orange County 2019 "Most Inspirational Breast Cancer Survivor" Award.

# HONDA CENTER TICKETING MAP



**ANAHEIMDUCKS.COM/TICKETS**

2021-22   ANAHEIM DUCKS SEASON TICKET PRICING	
PRICE PER GAME	FULL SEASON PRICE
2021-22   OA MEMBER	2021-22   OA MEMBER

GLASS	\$315	\$13,860
DIAMOND PLAZA	\$165	\$6,140
PLAZA ROW B	\$140	\$6,512
PLAZA CENTER	\$139	\$6,116
PLAZA MAIN WEST	\$129	\$5,676
PLAZA MAIN EAST	\$99	\$4,356
PLAZA LOWER WEST	\$128	\$5,632
PLAZA LOWER EAST	\$99	\$4,356
PLAZA UPPER WEST	\$79	\$3,476
PLAZA UPPER EAST	\$69	\$3,036
DUCKS ONLY CLUB	\$105	\$4,520
ALL EVENT CLUB *	-	CALL
TERRACE LOWER CENTER A	\$76	\$3,344
TERRACE LOWER CENTER	\$72	\$3,168
TERRACE LOWER WEST A	\$58	\$2,552
TERRACE LOWER WEST	\$52	\$2,288
TERRACE LOWER EAST A	\$49	\$2,156
TERRACE LOWER EAST	\$43	\$1,892
TERRACE CENTER D-G	\$48	\$2,112
TERRACE CENTER H-P	\$35	\$1,540
TERRACE CENTER UPPER	\$29	\$1,276
TERRACE GOAL WEST	\$31	\$1,364
TERRACE GOAL EAST	\$27	\$1,188
TERRACE VALUE WEST	\$25	\$1,100
TERRACE SAVER **	ONLY	\$594

\*For pricing call 714-634-CLUB (2562)

\*\*Terrace Saver terms apply

San Manuel Winner's Circle Includes Glass and Plaza Row B



Bally Sports SoCal and Bally Sports San Diego are the destinations for the most local, comprehensive coverage of the Anaheim Ducks. In its 29th season as a telecast partner, Bally Sports SoCal and Bally Sports San Diego features Brian Hayward in the booth for his 29th season as the Ducks analyst while John Ahlers returns for his 20th season as play-by-play announcer. Aly Lozoff will again serve as a reporter throughout the season.

"Ducks Live" returns prior to and immediately following all home and road telecasts on Bally Sports SoCal and Bally Sports San Diego. Kent French will again lead discussions alongside Hayward who offers viewers further analysis. Guy Hebert joins Hayward to provide analysis for all home shows as well. In addition, French and Lozoff will rotate to offer updates and reports throughout each telecast on the regional sports networks. Connected original, fast-paced and fun, the half-hour program brings fans closer to the team with player and coach interviews, game analysis and much more.

In addition to telecast coverage on Bally Sports SoCal and Bally Sports San Diego, all Ducks broadcasts on the regional networks will be streamed on the Bally Sports app. The Bally Sports app is an extension of a viewer's pay-tv service that allows fans to watch their favorite hometown teams on the go, live from anywhere via the app or at BallySports.com. The Bally Sports app is currently available on mobile and tablet devices, including iOS and Android, and on connected devices including Amazon Fire TV, Android TV, Apple TV, Google Chromecast, Roku Players and Roku TV and Xbox One. Fans can download the app for free from the Apple App Store, Google Play, Amazon App Store, Roku Channel Store and Microsoft Store.

Airing throughout the regular season on Bally Sports SoCal and Bally Sports San Diego, "Ducks Weekly" will again take fans inside the Ducks organization. Hosted by French, "Ducks Weekly" goes behind the scenes with player interviews, exclusive features and unmatched access to the team.

Together, Bally Sports SoCal and Bally Sports San Diego present more live, local sports programming than any other network or broadcast system in the market. Serving sports fans in Southern California, Nevada and Hawaii, the regional networks produce over 2,500 hours of live and original programming every year. For complete regional sports news, original features and more, visit @BallySportWest and @BallySportsSD on Twitter, @BallySportWest and @BallySportsSD on Instagram and Bally Sports West and Bally Sports San Diego on Facebook.





## JOHN AHLERS

### TELEVISION PLAY-BY-PLAY

John Ahlers is in the midst of his 20th season as the Anaheim Ducks' play-by-play voice on Bally Sports West. He has called 1,258 regular-season Ducks games since joining the club prior to the 2002-03 season along with numerous NHL games for NBC Sports Network over the previous 10 seasons. Ahlers called his 1,000th regular-season Ducks game on Nov. 12, 2017 vs. Tampa Bay.

Each season, Ahlers is a significant contributor to the team's award-winning Ducks S.C.O.R.E. program, an educational initiative that impacts over 25,000 elementary school students. He teaches the students the value of teamwork in sports, in school and in life. Using team-building exercises that relate to hockey, this interactive presentation demonstrates the importance to work effectively with others to achieve success in all endeavors. Ahlers can also be seen and heard at many of the Ducks community relations events, where he works as host and emcee.

Prior to joining the Ducks, Ahlers served as radio play-by-play voice for the Tampa Bay Lightning from 1999-02. A 33-year broadcast veteran with 2,468 games behind the microphone (including 1,617 in the NHL), he also worked as host of the Lightning's television pre-game show and Lightning Weekly, a magazine format program aired on Florida's Sunshine Television Network.

Prior to his stint with Tampa Bay, Ahlers spent five seasons as the television and radio voice of the International Hockey League's Detroit Vipers. During that time, he also worked as broadcaster of the IHL Game of the Week and Turner Cup Finals for Fox Sports Net. While with the Vipers he received numerous awards, including the IHL Broadcaster of the Year in 1995 and Emmys for Best Sports Broadcasts in 1995 and 1998. With Anaheim, Ahlers won an Emmy in 2003 for Best Live Sports Broadcast during Game 4 against Detroit in the first round of the Stanley Cup Playoffs.

A graduate of Michigan State University, Ahlers has the call for NFL and NCAA college football games on Sport-USA Radio Network for the 10th consecutive season in 2021. He has also served as the voice of the Salt Lake Golden Eagles (IHL) and the Louisville IceHawks (ECHL), as well as Michigan State and Colorado College hockey.

John and his wife, Cindi, were married in the summer of 2008. The couple resides in Trabuco Hills.



## BRIAN HAYWARD

### TELEVISION COLOR ANALYST

The original television analyst for the Anaheim Ducks, Brian Hayward is in his 29th season with the club. He has called 1,758 regular-season Ducks games since joining the team and celebrated his 1,000th Ducks broadcast on Jan. 16, 2011 vs. Edmonton. Over the past 28 years, he has earned a reputation as one of hockey's most articulate and informative analysts. Hayward has also been an active member of the Orange County community since joining the Ducks, participating in numerous charitable events on behalf of the club.

Hayward has previously called national games for NBC, ABC, ESPN, ESPN2 and CBC. He appeared as an analyst for "NHL on NBC," which included work at the 2014 Stadium Series Game at Dodger Stadium and the 2006 Olympic Winter Games in Torino, Italy. He also served as color commentator for the 2004 World Cup of Hockey on ESPN's telecasts of the event. In 1998, he was a roving reporter during the Stanley Cup Final for ESPN, where he had the distinction of interviewing President Bill Clinton during a game in Washington.

After earning All-American honors as a goaltender at Cornell in 1982, Hayward went on to play 11 NHL seasons with the Winnipeg Jets, Montreal Canadiens, Minnesota North Stars and San Jose Sharks. In 1984-85, Hayward established a franchise record by winning 33 games with the Jets.

In Montreal, he teamed with Patrick Roy to win the William M. Jennings Trophy three consecutive years (1987-89) as the team allowing the fewest goals over the course of the regular season. Hayward also appeared in the Stanley Cup Final in 1986 with Montreal and 1991 with Minnesota.

A member of the inaugural San Jose Sharks in 1991-92, Hayward gained experience as an analyst on select Sharks games while sidelined with injuries. When a back injury forced a premature end to his playing career, he became a full-time broadcaster with the Ducks.

A native of Toronto, Ontario, Hayward holds a degree in business management from Cornell. He resides in Anaheim Hills with his wife, Angela. His daughter, Courtney, and her husband, Bobby, currently live in Manhattan Beach.



# RADIO INFORMATION



## STEVE CARROLL RADIO PLAY-BY-PLAY

Steve Carroll in the midst of his 23rd season as radio play-by-play voice of the Anaheim Ducks in 2021-22, having called 1,546 regular-season games since joining the club. A veteran of 46 years as a play-by-play announcer, Carroll joined the Ducks in 1999-00 and called his 1,000th regular-season broadcast with Anaheim on Mar. 2, 2013 vs. Phoenix. He also celebrated his 20th season with the franchise in 2018-19.

After landing his first play-by-play job as voice of the Mineral Area Junior College Men's Basketball Team (Flat River, Missouri) in 1976, Carroll has gone on to broadcast in several sports at both the college and professional levels. The long list of baseball teams includes the Los Angeles Angels of Anaheim, the Nashville Sounds (Triple-A), Huntsville Stars (Double-A) and Iowa Cubs (Triple-A). He has been employed in nine states and has called action in every state with the exception of Alaska and Idaho. At one point in the mid-1990s, Carroll was in Nashville broadcasting for five teams in three sports while freelancing for a newspaper. His work included covering the Nashville Knights of the ECHL and Vanderbilt University basketball and football (radio and television).

Carroll joined the Ducks after spending the previous two seasons handling the radio play-by-play duties for the New Orleans Brass of the ECHL, including serving in the communications, media relations and corporate sales departments. He also called games for the New Orleans Zephyrs, a Triple-A affiliate of the Houston Astros, from 1996-98. In addition, he handled play-by-play for the New Orleans Storm professional soccer team.

Carroll has previous NHL broadcasting experience with the Philadelphia Flyers, serving as radio play-by-play announcer for the 1995-96 season. He also called action for the New Haven Nighthawks of the AHL during the 1985-86 season and the Des Moines Buccaneers (USHL) from 1981-85.

A native of St. Louis, Mo., Carroll is also a contributor to AnaheimDucks.com, the club's official team website. On behalf of the team, he has served as an emcee at several charity events during the regular season and in the summer months. Along with his work with the Angels in 2011 as co-host of "Angels Today," Carroll also co-hosted "This Week in Angels Baseball" for two years on Adelphia Cable in Southern California.

Steve and his wife, Rhonda, reside in Ladera Ranch with their two dogs, Sam and Dixie.



## DAN WOOD RADIO COLOR ANALYST

Dan Wood is in his 13th season as radio color analyst for the Anaheim Ducks, having called 913 consecutive regular-season games. Wood, who was named to his position on Aug. 24, 2009, joins Steve Carroll in the Ducks radio broadcast booth for all preseason, regular season and postseason games, led by flagship station AM830 KLAA.

An 18-year veteran writer of NHL hockey, Wood covered the Ducks for the Orange County Register from 2000-09, including the club's run to the 2007 Stanley Cup championship. Prior to joining the Register, Wood covered the San Jose Sharks for the Contra Costa Times from the team's inception in 1991 until 2000.

A professional sportswriter since June 1980, Wood previously covered Stanford University football, men's and women's basketball, Bay Area college baseball and St. Mary's College basketball, as well as high school and local sports.

Born in Ely, Nev., Wood grew up in Livermore, Calif., in the East Bay portion of the San Francisco Bay Area. He graduated from Livermore High School in 1976 and San Jose State University with a bachelor's degree in journalism and a sociology minor (1980). He currently resides in Anaheim with his wife, Kim. They were blessed with two children: Jennifer and Kenny.



## **JOSH BREWSTER** **RADIO POSTGAME HOST**

Josh Brewster is in his 16th season as host of "Duck Calls" on AM830 KLAA following Anaheim Ducks games. The call-in show offers fans an opportunity to discuss the game and converse with a wide variety of guests, including players, broadcasters, writers, and executives from the world of hockey.

In addition to hosting "Duck Calls," Brewster serves as correspondent for NHL Network Television and appears regularly on Sirius/XM NHL Network Radio.

Brewster is the first broadcaster to make the leap from web radio or podcasting to broadcast for an NHL club. Starting in 2000, he produced the first web radio series focusing solely on the game of hockey, "The Western Hockey Radio Show," as well as "Hockeytalk Audio Features."

On television, he provided color commentary for Team USA at the World University Games for Fox College Sports and has narrated programs on Animal Planet and USA Network. He has also been a playwright, actor, and public speaker.

He has written for NHL.com, The Hockey News, The Fourth Period and Hockey Digest. His career in hockey media is profiled in the book, "Living the Hockey Dream" by Brian Kennedy.

A native of Buffalo, N.Y., Brewster resides in Lake Balboa with his wife, Catherine, and sons, Brent and Shane.



AM830-KLAA is the radio home of Ducks Hockey! Steve Carroll has served as the radio play-by-play announcer of the Ducks for over 20 seasons, calling the action alongside analyst Dan Wood, who joined the team's broadcast booth in 2009. As the flagship station for the Ducks and Angels, AM830 provides Southern California with live action, commentary, and exclusive interviews.

Additional sports coverage includes Raiders Football, The SportsLodge with Roger Lodge, and ESPN programming. Tune into AM830 all year long!



Skyview Networks serves as the official radio network provider of the Anaheim Ducks.

As one of America's most dynamic audio solutions companies, Skyview Networks is a broadcast technology and national network sales company that provides services to 100-plus professional and collegiate sports organizations, ABC Audio, CBS Audio Network, Local Radio Networks, Alpha Media USA, Jack FM, The Dana Cortez Show, Nick Cannon Radio, Bob Kingsley's Country Top 40 with Fitz, B-Dub Radio, The BetR Network featuring select VSiN content and two state news networks.

Founded in 1995, Skyview Networks focuses on providing best-in-class services that include satellite and IP distribution, full network automation, inventory management systems, syndication and network audio sales. For more information, visit [skyviewnetworks.com](http://skyviewnetworks.com) and follow @SkyviewNetworks.

# HONDA CENTER



**C**elebrating over 28 years in the heart of Orange County, Honda Center stands as one of the premier entertainment and sports venues in the country. Opening its doors in 1993, the venue is owned by the City of Anaheim and managed by Anaheim Arena Management, LLC. Home to the 2007 Stanley Cup champion Anaheim Ducks, the arena annually hosts top-name concerts, exciting sporting events, and family favorites such as the Harlem Globetrotters, Stars on Ice, and Disney on Ice. Throughout the years, capacity crowds have filled Honda Center for world-class acts, including recent performances by KISS, Elton John, Justin Timberlake, Shakira, Ariana Grande, PINK, Jay-Z, Post Malone, Backstreet Boys, Chris Stapleton, Jonas Brothers, Imagine Dragons and Brad Paisley.

Since 2005, Ducks owners Henry and Susan Samueli have invested millions of dollars into facility upgrades in an effort to continually enhance the guest experience, including Honda Center's Brewery X

Biergarten, the most extensive upgrade in venue history featuring a 15,000-square-foot indoor-outdoor entertainment space. Honda Center also added a new 6,000-square-foot Team Store in 2013, Cisco's StadiumVision platform throughout the arena with more than 500 HD monitors, and a new scoreboard in the fall of 2015 measuring 27 feet tall and 47 feet 10 inches wide. In 2020, the arena completed the replacement of upper and lower in-bowl seating and a 19,570-square-foot new state-of-the-art Ducks locker room while also breaking ground on Impact Club, a new, 5,750-square-foot state-of-the-art members-only restaurant and lounge that will debut on the event level during the 2021-22 NHL season.

During the COVID-19 pandemic, Honda Center has been the site of numerous community-focused events, including the Second Harvest Food Bank of Orange County, with over two million pounds of food distributed from March through June 2020, feeding 62,426 households. The Ducks and

Honda Center partnered with UCI Health for a total of 10 blood drives, with enough blood donated to save more than 760 lives. In July 2020, over 600 small-sized medical offices received over \$2 million worth of medical-grade PPE in a distribution event in the arena parking lot. In partnership with the Orange County Clerk-Recorder, over 7,000 couples whose wedding plans were impacted by the pandemic were hitched at Honda Center.

Honda Center also served as the state of California's only drive-thru voting location and Orange County's solitary "Super" Vote Center for the 2020 Presidential Election from Oct. 30 through Election Day, Nov. 3.

On Sept. 11, 2020, the Global Biorisk Advisory Council (GBAC) awarded Honda Center the gold standard for prepared facilities, the GBAC STAR™ facility accreditation. Honda Center became the first NHL-specific venue to receive the industry's highest-level outbreak prevention, response, and recovery accreditation. Under the guidance of GBAC, Honda Center has implemented the most stringent protocols for cleaning, disinfection, and infectious disease prevention at its facility.

The arena has three levels of seating. Closest to the arena floor is the Plaza Level with 5,200 seats and 39 luxury suites. Just 21 rows above the ice, the exclusive Pacific Premier Bank Club Level is accessible only to Premium Seat Holders. It contains 1,750 seats, 44 luxury suites, Brewery X Biergarten, and the Jack Daniel's Old No. 7 Club. The third level, the Terrace Level, has 9,200 easily accessible seats.

The arena is located in Orange County, east of the 57 freeway on Katella Avenue. Five major freeways (57, 22, 5, 91, 55) are conveniently located within a five-mile radius of the facility.



**Location Site:** 2695 East Katella Avenue (at Douglass, east of 57 freeway)

**Seating Capacity (including Suites):** 17,174 for hockey and other rink events; 18,366 for basketball; 18,900 for center stage events; 18,325 for end-stage events; 7,000 for Theatre events. Seating is customized per event.

**Arena Highlights:** NCAA Men's Basketball Tournament First and Second Round (2008), NCAA Men's Basketball Tournament West Regionals (1998, 2001, 2003, 2011, 2014, 2016, 2019), 1999 NCAA Frozen Four, UFC 59, UFC 63, UFC 76, UFC 121, UFC 157, UFC on FOX 1, UFC 214, UFC 241, 2003 World Gymnastics Championships, 2004 U.S. Team Trials - Gymnastics, 2005 World Badminton Championships, 2017 P&G Gymnastics Championships, 2019 ISU Four Continents Figure Skating Championships, Wooden Legacy, Garth Brooks, U2, Paul McCartney, Eagles, Barbra Streisand, AC/DC, Andrea Bocelli, Chris Stapleton, Madonna, Prince, Van Halen, Justin Timberlake, Bon Jovi, Billy Joel, Bruce Springsteen, Roger Waters, Celine Dion, Elton John, The Rolling Stones.

**Attendance:** Since 1993, more than 42 million fans have been entertained at Honda Center, enjoying more than 4,200 events.

# THE RINKS



**The Rinks** Development Program consists of eight local hockey and skating facilities throughout Southern California, offering a variety of hockey, skating and community programs for participants of all ages and ability levels. The Rinks include six ice rinks (Great Park Ice and FivePoint Arena, The Rinks - Anaheim ICE, The Rinks - Lakewood ICE, The Rinks - Poway ICE, The Rinks - Westminster ICE, The Rinks - Yorba Linda ICE), as well as two inline facilities (The Rinks - Corona Inline and The Rinks - Irvine Inline).

Launched Feb. 13, 2009, The Rinks offer a variety of hockey and skating programs for participants of all ages and ability levels, and are home to thousands of youth and adult hockey players as well as recreational skaters to competitive Olympic figure skaters. The eight facilities combined welcome more than two million participants and visitors annually.

Programs include daily public ice skating and roller skating sessions, youth and adult hockey programs and leagues, figure skating, Learn to Skate and Learn to Play programs, curling, birthdays, group events, and other local corporate and community events.

The Rinks have been the official practice facility of the Anaheim Ducks for 28 years, with Great Park Ice now serving as the team's practice facility.

Home to the Jr. Ducks and Lady Ducks, San Diego Jr. Gulls and Lady Gulls, and the Anaheim Ducks High School Hockey League (ADHSHL), The Rinks have helped lead California to the fastest rate of youth hockey growth (40%) in the U.S. since 2015, while developing top hockey players and figure skaters.

Athletes from The Rinks have become top NHL draft selections, USA Hockey Women's World Championship gold medalists, NCAA Women's Champions, USA Hockey Varsity High School hockey champions, (2013, 2018, 2019), Team USA Olympic

Figure Skating medalists, U.S. Figure Skating Champions, Professional Skaters Association Hall of Fame coach and Coach of the Year.

The Ducks 'Learn to Play' program began at The Rinks in Orange County in 2011 with 330 skaters and has now grown to more than 4,600 annual participants (including expansion into San Diego in 2017). Since the program's debut, over 15,500 skaters have been introduced to the sport of hockey (12,500 youth/3,000 adults).

In 2016, USA Hockey recognized The Rinks, Jr. Ducks and Lady Ducks as Model Club Associations dedicated to age-appropriate, age-specific skill development, in accordance with USA Hockey's American Development Model. It marked the first time USA Hockey has honored three programs within an organization, while the program became only the 21st in the nation to be honored as a Model Club.



**Great Park Ice** - 888 Ridge Valley, Irvine, 92618

**THE RINKS - Anaheim ICE:** 300 West Lincoln Ave., Anaheim, 92805

**THE RINKS - Lakewood ICE:** 3975 Pixie Ave., Lakewood, 90712

**THE RINKS - Poway ICE:** 12455 Kerran St., #100, Poway, 92064

**THE RINKS - Yorba Linda ICE:** 23641 La Palma Ave., Yorba Linda, 92887

**THE RINKS - Westminster ICE:** 13071 Springdale St., Westminster, 92683

**THE RINKS - Irvine Inline:** 3150 Barranca Parkway, Irvine, 92606

**THE RINKS - Corona Inline:** 4325 Prado Rd., #101, Corona, 92880





**Great Park Ice** is a state-of-the-art public ice facility at the Great Park in Irvine, Calif. Opened Mar. 7, 2019 and located in the Orange County Great Park, the 280,000-square-foot facility is the largest in California and one of the nation's most expansive ice facilities.

The \$115-million Great Park Ice facility welcomes one million participants and visitors annually. Financially supported by the Samueli Foundation with zero taxpayer dollars, the facility includes four sheets of ice along with a 7,000-square-foot dryland training center, including FivePoint Arena which features seating for 2,500 spectators and a video board above center ice.

Great Park Ice is home to a 20,000-square-foot practice facility for the Anaheim Ducks, where the club also hosts its annual training camp and prospect development camp. The facility is also home of the Jr. Ducks and Lady Ducks programs, and serves as a training facility for U.S. Figure Skating. Great Park Ice hosts youth and adult hockey programs, regional and national tournaments, Learn to Skate and Learn to Play programs, sled hockey, figure skating, speed skating, curling, broomball, public recreational skating, the Top Flight program designed for participants with special needs, the Anaheim Ducks High School Hockey League and other local corporate and community events.

FivePoint Arena was the home of San Diego Gulls during the 2020-21 American Hockey League (AHL) season during the COVID-19 pandemic, hosting 22 games. The facility also hosted the AHL's 2021 Play-In Round of the Pacific Division playoff tournament, hosting three contests of a single-elimination play-in tournament.

The Anaheim Ducks hosted their first-ever Rookie Faceoff tournament at Great Park Ice, Sept. 7-10, 2019, a six-team rookie tournament featuring nine total games. The Rookie Faceoff featured the Ducks, Los Angeles Kings, Vegas Golden Knights, Arizona Coyotes, San Jose Sharks and Colorado Avalanche. Great Park Ice also hosted the SoCal Clash series between the Harvard Crimson and Arizona State University Sun Devils, Dec. 28-29, 2019, marking the first NCAA Division I games in California since 1999.

Additional elements for the state-of-the-art complex include administrative offices, 24 locker rooms, a full-service sports-themed restaurant overlooking two sheets of ice, one concessions stand, an 800-square-foot Team Store, a 1,900-square-foot Pro Shop and over 1,000 free parking spots available. In addition, the facility is LEED (Leadership in Energy and Environmental Design) Silver certified as part of the NHL Green initiative.

All proceeds generated from the Great Park complex go to further the growth of ice sports and activities locally.

# THE NAME, LOGOS & COLORS



*The official team colors and logo were unveiled on June 7, 1993.*

mask was chosen to give the club its own unique identity. As a testament to the logo's popularity, the original Ducks jersey was named the "most fashionable" uniform in all of sports at the inaugural ESPY Awards in 1997.

## A NEW LOOK UNVEILED

A New Look Unveiled In the spring of 2005, Henry and Susan Samueli entered into an agreement with the Walt Disney Company to purchase the Ducks franchise. In the Samueli's first year of ownership, the Ducks set then-franchise records for overall wins (43) and standings points (98).

On June 22, 2006, a new era began for the franchise as the team became officially known as the Anaheim Ducks. In addition, a new logo and color scheme was unveiled. The new look and identity of the Ducks were a collaborative effort, mixing opinions of fans as well as Ducks players, ownership and management. All parties involved unanimously decided to go beyond simply altering the original concept of an aggressive duck character.

In shaping the design, the focus was sharpened to create an overall image that expressed excitement, speed and a competitive edge. In addition, a classic color palette of black and metallic gold was developed, with an accent of orange as a metaphorical link to the team's Orange County home.

The result was a strong, typographic mark anchored by a stylized "D" that echoed the image of a duck's foot or footprint. The custom typography had a powerful forward momentum and was made up of metallic gold letters with orange drop-shadows and a black holding shape. The uniforms were an evolution of the earlier sweater design but with gold, white and orange sweeping stripes influenced by the curves of the "D" in the Ducks logo. Set with a new look for the 2006-07 season, the Ducks made history and won the Stanley Cup.

## THIRD JERSEYS

Entering the 2020-21 season, the Ducks had appeared in six third jerseys (each pictured), beginning with a cartoon Duck breaking through a sheet of ice. The club moved to a more classic approach with its next two sweaters, using black with dark plum, silver and white accenting as its color palate for the alternate jersey worn during the 2003-04 and 2005-06 seasons.

The fourth third jersey debuted on Nov. 26, 2010. A black sweater with orange sleeves and side panels, it featured the "D" foot placed prominently on the chest. The shoulder patch integrated the original Mighty Ducks logo into a new oval mark, linking the team's past and present.

## HOW IT ALL BEGAN

On Oct. 2, 1992, Walt Disney Pictures released the hit movie "The Mighty Ducks" and created a new wave of excitement among the nation's youth and the ice hockey community. Starring Emilio Estevez and a band of kids who learn to play and win as a team, "The Mighty Ducks" grossed \$51 million at the box office and served as the inspiration for the name of the Walt Disney Company's NHL club.

The original official team colors and logo were unveiled June 7, 1993, and Mighty Ducks merchandise immediately propelled into one of the top sellers in all of professional sports.


Purple, jade, silver and white were chosen as the team's colors while an attractive crest featuring a duck head-shaped hockey



# THE NAME, LOGOS & COLORS



The fifth alternate jersey made its initial appearance on Oct. 16, 2015 and featured the original Mighty Ducks logo set on an orange colored jersey accented with gold, black and white trim. In a reversal of logos, the primary webbed “D” was displayed as a patch on both shoulders to represent the current Ducks team. The jersey was reintroduced on Oct. 5, 2019 following appearances from 2015-17.




Anaheim’s third jersey in 2018-19 featured the original Mighty Ducks crest with eggplant and jade striping from the Ducks iconic look of the team’s inaugural 1993-94 season. The sweater incorporated orange in the crossed hockey sticks of the team’s original mark and featured silver as a primary accent color, paying tribute to the team’s 25th anniversary season in 2018-19.

In 2020-21, the seventh alternate jersey will make its debut as part of the adidas and the NHL’s Reverse Retro collection. Anchored in white with eggplant and jade striping, the Ducks Reverse Retro jersey features the design from the team’s iconic “Breakout” Jersey worn during the 1995-96 season.



## STADIUM SERIES



The Anaheim Ducks and Los Angeles Kings wore specially designed jerseys and uniforms for the 2014 Coors Light NHL Stadium Series™ contest at Dodger Stadium on Jan. 25, 2014. Anaheim’s jersey featured a chrome-treated “D” logo, unique to the 2014 Coors Light NHL Stadium Series™ contest and inspired from the chrome details in the NHL shield. The Ducks Stadium Series jersey was orange, currently an accent color in the club’s primary logo.

Anaheim’s orange jersey for the game included enlarged player numbers for improved visibility in an outdoor venue, as well as a shoulder logo to signify the geographic rivalry between the Ducks and Kings. An interlocked “OC” logo appeared on the left shoulder of the Ducks’ Stadium Series jersey. The NHL Stadium Series jersey was designed with creative input from the Ducks, Reebok and the NHL.

## FROM THIRD TO PRIMARY

Beginning with the 2014-15 season, the club’s 2010-14 third jersey was transformed into the new primary sweater. A white “road” version of the jersey was added. Both versions of the jersey now incorporate white laces and permanent integration with the “D” on both sweaters.



ANAHEIM DUCKS 2021-22

# FEATURED GIVEAWAYS



OCT  
15

**LINDGNOME**

PRESENTED BY  
COX



NOV  
2

DIA DE MUERTOS | **THEMED BLANKET**

PRESENTED BY  
HERDEZ



NOV  
7

MILITARY APPRECIATION | **MILITARY HAT**

PRESENTED BY  
PACIFIC PREMIER BANK



DEC  
3

**WILD WING T-SHIRT**

PRESENTED BY  
HONDA



MAR  
18

EDUCATOR APPRECIATION

PRESENTED BY  
MATT CONSTRUCTION

**MYSTERY GNOME**



MAR  
31

**MYSTERY BOBBLEHEAD**

PRESENTED BY  
UCI HEALTH



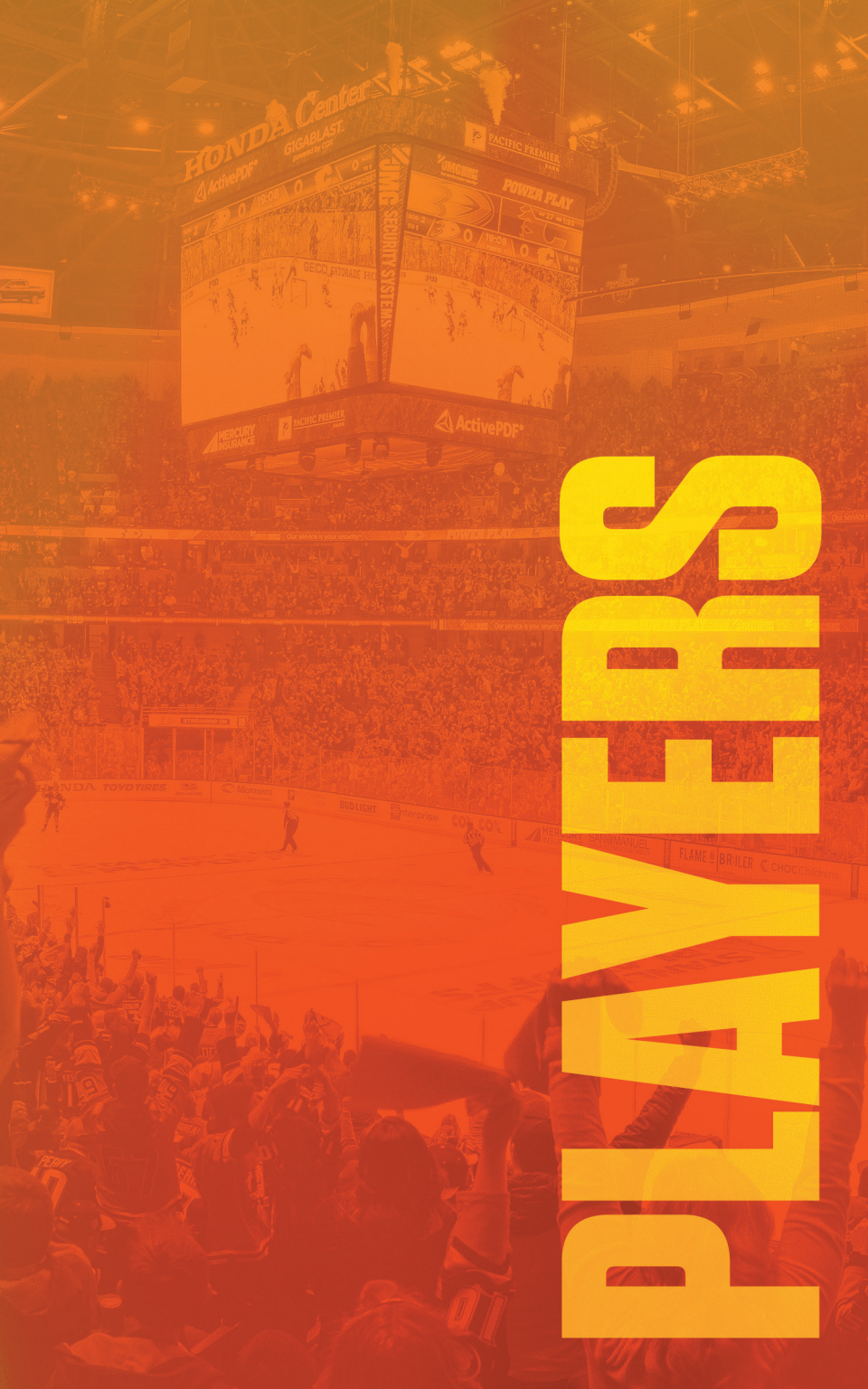
APR  
6

**BUCKET HAT**

PRESENTED BY  
CHICK-FIL-A SoCal

[ANAHEIMDUCKS.COM/PROMOTIONS](https://anaheimducks.com/promotions)





# SEVEN PLAYERS

# MAX COMTOIS



[@comtois20](https://twitter.com/comtois20)

[ig.comer.44](https://www.instagram.com/comer.44)

**SHOOTS**  
LEFT

**HEIGHT**  
6-2

**WEIGHT**  
210

**AGE** 22; turns 23 on January 8, 2022

**BORN** January 8, 1999; Longueuil, Quebec

**ACQUIRED** By Anaheim in the second round (50th overall) of the 2017 NHL Draft

## 2020-21:

- In his third NHL season with Anaheim, scored 16-17=33 points with a +3 rating and 40 PIM in 55 games... set new NHL career highs in goals, assists, points, GWG (3), games played and TOI/game (15:28).
- Led the Ducks in goals, points, GWG (3), points-per game (.60), even-strength goals (15), even-strength points (29)...ranked second in shots (93) and tied for second in PPP (4) and appearances (55), and third in assists.
- Became the second-youngest player in Ducks history at 21 years and 120 days to lead the team in goals scoring, behind only Paul Kariya's 18-21=39 points in 1994-95 (20 years, 199 days).
- Was the second-youngest NHL player to lead his team in scoring and goals, behind only Brady Tkachuk in scoring (OTT: 17-19=36) and Joel Farabee in goals (PHI: 20).
- Recorded a career-high three assists (all primary) in a 6-5 Ducks OT win, Mar. 8 vs. LAK.
- Set a career high with two goals twice, including Feb. 5 vs. SJS (2-0=2) and Jan. 14 @ VGK (2-0=2).
- Registered a season-high three-game point streak from Feb. 9-15 (2-1=3).
- Became the 10th player in the NHL's modern era and 15th in NHL history (first Duck) to score each of his team's first three goals to begin a season, Jan. 16 @ VGK...was the first player to do so since Connor McDavid, Oct. 4, 2017 vs. CGY.
- Scored two goals (first career multi-goal/point game) in the first 7:58 of Anaheim's season-opener, Jan. 14 @ VGK, marking the fastest two goals by an NHL player to start a season in over 15 years...the last NHL player to score two goals in the first eight minutes of a season was Jeremy Roenick (LAK), who scored two goals in the first 4:18 on Oct. 5, 2005 @ DAL...became is the 11th player in NHL history to score two goals within the first eight minutes of a club's season, and marked the fastest two goals to start a season in Ducks history, besting Joffrey Lupul's two goals 22:19 into the season on Oct. 5, 2005 @ CHI.

## CAREER:

- Entered 2021-22 leading all Ducks players 23-and-younger in career scoring (23-28=51) and goals, while ranking second in assists.
- Scored 49 seconds into the game in his NHL debut, Oct. 3, 2018 at San Jose...his goal was the fastest to start an NHL career since 1989, when Buffalo's Alexander Mogilny scored 20 seconds into the first period Oct. 5, 1989 vs. Quebec.
- Became the first Ducks player to score in his first two career NHL games from the start of a season, Oct. 3-6, 2018...became the second Ducks player to record at least one point in each of his first three career NHL games, Oct. 3-8, 2018 (2-1=3).
- Recorded 9-15=24 points with a +7 rating in 31 AHL games with San Diego in 2019-20...the Gulls went 15-0-

# 44 LEFT WING



2-0 when he recorded a point...co-led AHL rookies and paced the Gulls in GWG (5) and led Gulls rookies in scoring, goals, assists and plus/minus...was named the CCM/AHL Rookie of the Month for February 2020 (8-5=13 points in 13 games)

- Set a Gulls rookie record with goals in five straight games from Feb. 15-22 (6-2=8, +7), surpassing the prior mark of four set by Troy Terry (Nov. 9-21, 2018; 4-2=6).
- Scored a goal in his AHL debut with San Diego, 2:26 into the game (PPG), Nov. 10, 2018 vs. Colorado, becoming the first player to score in both their Gulls and Ducks debuts.
- Helped San Diego to the 2019 Western Conference Finals, scoring 5-4=9 points with a +4 rating in 12 postseason games...scored 64:20 into overtime for his first career AHL postseason game in his Calder Cup Playoffs debut in Game 1 of the Pacific Division Final, May 3, 2019 at Bakersfield...his goal ended the fifth-longest game in AHL history in the fourth overtime, a 3-2 win.
- Collected 123-121=244 points with a +71 rating in 205 career QMJHL games with Drummondville and Victoriaville...concluded the 2017-18 season with Victoriaville on a 20-game point streak (24-23=47).
- Helped Team Canada to gold at the 2021 World Championship and the 2018 World Junior Championship...served as team captain at the 2019 WJC tournament...also represented Canada at the U-18 World Championship (2016 and 2017), 2016 Ivan Hlinka Memorial and 2015 U-17 World Hockey Challenge.
- Signed a two-year contract through the 2022-23 NHL season, Aug. 9, 2021...originally signed a three-year entry-level contract with Anaheim, Mar. 3, 2018.

## CAREER STATISTICS

REGULAR SEASON										PLAYOFFS				
Season	Team	League	GP	G	A	Pts.	PIM	+/-		GP	G	A	Pts.	PIM
2015-16	Victoriaville	QMJHL	62	26	34	60	68	+4		5	1	5	6	4
2016-17	Victoriaville	QMJHL	64	22	29	51	88	-7		4	1	0	1	8
2017-18	Victoriaville	QMJHL	54	44	41	85	79	+43		13	4	8	12	16
2018-19	ANAHEIM	NHL	10	2	5	7	7	+3		-	-	-	-	-
	San Diego	AHL	4	1	0	1	2	-2		12	5	4	9	4
	Drummondville	QMJHL	25	31	17	48	32	+31		16	11	4	15	24
2019-20	ANAHEIM	NHL	29	5	6	11	24	-4		-	-	-	-	-
	San Diego	AHL	31	9	15	24	53	+7		-	-	-	-	-
2020-21	ANAHEIM	NHL	55	16	17	33	40	+3		-	-	-	-	-
NHL Totals			94	23	28	51	71	+2		-	-	-	-	-
AHL Totals			35	10	15	25	55	+5		12	5	4	9	4

**NHL CAREER HAT TRICKS:** None

**NHL CAREER MULTIPLE-POINT GAMES:** 8 (2 multiple-goal, 2 multiple-assist)

**NHL CAREER OT GOALS:** None



## NHL CAREER HIGHS

**GOALS:** 2, two times (last: Feb. 5, 2021 vs. SJS)

**ASSISTS:** 3, Mar. 8, 2021 vs. LAK

**POINTS:** 3, Mar. 8, 2021 vs. LAK

**PIM:** 5, five times (last: May 5, 2021 @ STL)

**TOI:** 20:01, Dec. 21, 2019 @ NYI

**SHOTS:** 7, Apr. 30, 2021 vs. LAK

**PLUS/MINUS:** +2, four times (last: May 1, 2021 vs. LAK)

**GOAL STREAK:** Two games, five times (last: May 7-8, 2021; 2-1=3)

**ASSIST STREAK:** Three games, Oct. 13-17, 2018 (0-3=3)

**POINT STREAK:** Four games, Oct. 24-29, 2019 (2-2=4)

**PENALTY SHOTS:** None

**MILESTONES WITHIN REACH:** Six appearances to 100 NHL games



# NICOLAS DESLAURIERS



🐦 @Nicdeslauriers4

📷 nicolasdeslauriers

SHOOTS LEFT	HEIGHT 6-1	WEIGHT 220
AGE	30; turns 31 on February 22, 2022	
BORN	February 22, 1991; LaSalle, Quebec	
ACQUIRED	Acquired from Montreal in exchange for a fourth-round selection in the 2020 NHL Draft	
DRAFTED	By Los Angeles in the third round (84th overall) of the 2009 NHL Draft	

## 2020-21:

- Appeared in his eighth NHL season, his first with Anaheim.
- Collected 5-5=10 points with a team-leading 53 PIM in 49 games...led team leaders in hits/60 (14.71) and ranked second in hits (136).
- Registered a team-leading 92 hits over his last 28 contests (3.3 hits/game).
- Appeared in his 100th game as a Duck, Apr. 20, 2021 @ LAK.
- Appeared in his 400th career NHL game, Mar. 12 vs. SJS.
- Recorded season highs with two points on three occasions, including Apr. 6 @ SJS (1-1=2), Feb. 2 @ LAK (1-1=2) and Jan. 20 vs. MIN (1-1=2)...also earned a season-high +3 rating, Apr. 6 @ SJS.
- Tied a career best with goals in back-to-back games and his first goal streak as a Duck, Jan. 20-22 (2-1=3)...the goal streak marked the fourth of his career (last: Jan. 13-15, 2018; 2-0=2).
- Scored the lone goal in a 1-0 Ducks victory, Jan. 18 vs. MIN.

## CAREER:

- Entered the 2021-22 campaign ranked third among NHL leaders in hits per 60 minutes (121.15, min. 300 games) and 11th among NHL forwards in hits (1,222) since 2014-15.
- Recorded his first career hat trick (3-0=3) in a 5-2 Ducks win, Mar. 10, 2020 vs. OTT...scored three goals in the first 11:49, marking the fastest hat trick from the start of an NHL game since Mar. 30, 2013...it was the fifth-fastest NHL hat trick since 1990 and the fastest in club history, besting the previous record by Teemu Selanne (12:58 on Nov. 10, 1997)...his three goals also represented the third hat trick in club history scored in the first period and the ninth natural hat trick for a Ducks player.
- Led Montreal in hits (373) and hits per game (3.5) over his two seasons with the team from 2017-19...also ranked second among Buffalo players in hits (576) from 2014-17.
- Scored a personal-best 10 goals in his first season with Montreal in 2017-18...established career highs in points (5-10=15) and assists, and was the lone Sabre to appear in all 82 regular-season games in 2014-15.



# 20 LEFT WING



- Made his NHL debut with Buffalo Mar. 7, 2014 @ FLA and scored his first career NHL goal (Jimmy Howard) Apr. 4, 2014 @ DET.
- Helped Gatineau to the 2011 QMJHL final vs. St. John, collecting 5-15=20 points in 24 playoff games.
- Signed a two-year contract extension with Anaheim through the 2021-22 NHL season, Feb. 15, 2020 and 2010-11.

## CAREER STATISTICS

Season	Team	League	REGULAR SEASON							PLAYOFFS				
			GP	G	A	Pts.	PIM	+/-		GP	G	A	Pts.	PIM
2007-08	Rouyn-Noranda	QMJHL	42	2	7	9	38	-7		4	0	0	0	0
2008-09	Rouyn-Noranda	QMJHL	68	11	19	30	80	+3		6	2	2	4	8
2009-10	Rouyn-Noranda	QMJHL	65	9	36	45	72	+22		11	2	6	8	2
2010-11	Gatineau	QMJHL	48	13	30	43	53	+22		24	5	15	20	19
2011-12	Manchester	AHL	65	1	13	14	67	-14		4	0	0	0	7
2012-13	Manchester	AHL	63	4	19	23	80	-14		4	2	2	4	2
2013-14	Manchester	AHL	60	18	21	39	76	+3		-	-	-	-	-
	Rochester	AHL	5	1	2	3	9	0		5	1	1	2	9
	<b>BUFFALO</b>	<b>NHL</b>	<b>17</b>	<b>1</b>	<b>0</b>	<b>1</b>	<b>18</b>	<b>-10</b>		-	-	-	-	-
2014-15	<b>BUFFALO</b>	<b>NHL</b>	<b>82</b>	<b>5</b>	<b>10</b>	<b>15</b>	<b>71</b>	<b>-24</b>		-	-	-	-	-
2015-16	<b>BUFFALO</b>	<b>NHL</b>	<b>70</b>	<b>6</b>	<b>6</b>	<b>12</b>	<b>59</b>	<b>-14</b>		-	-	-	-	-
2016-17	<b>BUFFALO</b>	<b>NHL</b>	<b>42</b>	<b>0</b>	<b>2</b>	<b>2</b>	<b>38</b>	<b>-6</b>		-	-	-	-	-
2017-18	Laval	AHL	14	3	2	5	16	+6		-	-	-	-	-
	<b>MONTREAL</b>	<b>NHL</b>	<b>58</b>	<b>10</b>	<b>4</b>	<b>14</b>	<b>55</b>	<b>+7</b>		-	-	-	-	-
2018-19	<b>MONTREAL</b>	<b>NHL</b>	<b>48</b>	<b>2</b>	<b>3</b>	<b>5</b>	<b>22</b>	<b>-12</b>		-	-	-	-	-
2019-20	<b>ANAHEIM</b>	<b>NHL</b>	<b>59</b>	<b>7</b>	<b>6</b>	<b>13</b>	<b>92</b>	<b>-1</b>		-	-	-	-	-
2020-21	<b>ANAHEIM</b>	<b>NHL</b>	<b>49</b>	<b>5</b>	<b>5</b>	<b>10</b>	<b>53</b>	<b>-7</b>		-	-	-	-	-
<b>NHL Totals</b>			<b>425</b>	<b>36</b>	<b>36</b>	<b>72</b>	<b>408</b>	<b>-67</b>		-	-	-	-	-
<b>Anaheim Totals</b>			<b>108</b>	<b>12</b>	<b>11</b>	<b>23</b>	<b>145</b>	<b>-8</b>						

**NHL CAREER HAT TRICKS:** 1, Mar. 10, 2020 vs. OTT

**NHL CAREER MULTIPLE-POINT GAMES:** 10 (3 multiple-goal, 2 multiple-assist)

**NHL CAREER OT GOALS:** None



## NHL CAREER HIGHS

**GOALS:** 3, Mar. 10, 2020 vs. OTT

**ASSISTS:** 2, two times (last: Apr. 6, 2019 w/MTL vs. TOR)

**POINTS:** 3, two times (last: Mar. 10, 2020 vs. OTT; 3-0=3)

**PIM:** 17, Mar. 19, 2018 w/MTL vs. FLA

**TOI:** 17:57, Mar. 7, 2015 w/MTL @ WSH

**SHOTS:** 5, four times (last: Dec. 31, 2019 @ VGK)

**PLUS/MINUS:** +4, Dec. 2, 2017 w/ MTL vs. DET

**GOAL STREAK:** Two games, four times (last: Jan. 20-22, 2021; 2-1=3)

**ASSIST STREAK:** Two games, four times (last: Mar. 10-11, 2017; 0-2=2)

**POINT STREAK:** Three games, two times (last: Dec. 21-27, 2014; 2-2=4)

**PENALTY SHOTS:** None

**MILESTONES WITHIN REACH:** 75 games to 500 NHL games

# JAMIE DRYSDALE



[@jamiedrysdale02](https://twitter.com/jamiedrysdale02)

[jamie.drysdale](https://www.instagram.com/jamie.drysdale)



**SHOOTS**  
RIGHT

**HEIGHT**  
5-11

**WEIGHT**  
183

**AGE** 19; turns 20 on April 8, 2022

**BORN** April 8, 2002; Toronto, Ontario

**DRAFTED** By Anaheim in the first round (sixth overall) of the 2020 NHL Draft

## 2020-21:

- Appeared in his first NHL season with Anaheim, scoring 3-5=8 points with six PIM in 24 games.
- Was the only defenseman selected in the 2020 NHL Draft to appear in an NHL game in 2020-21.
- Ranked fifth among NHL rookies in TOI/game (19:35) and was second among Ducks blueliners in goals.
- Scored a goal and added an assist in his NHL debut, Mar. 18 vs. ARI at 18 years, 344 days, becoming the third defenseman in NHL history to record multiple points in his NHL debut at age 18-or-younger (Petr Svoboda, MTL; Oct. 11, 1984 @ BUF and Ray Bourque, BOS; Oct. 11, 1979 @ WPG).
- His first career NHL goal marked only the fourth time in NHL history an 18-year-old scored a goal in his NHL debut (Bourque in the aforementioned game, Scott Stevens, WSH; Oct. 6, 1982 @ NYR & Jason Doig, WPG; Oct. 7, 1995 vs. DAL)...at 18 years, 344 days, Drysdale became the youngest Ducks player in 25 years and the second-youngest player in franchise history to score a goal in his NHL debut (Chad Kilger, Oct. 9, 1995 @ WPG; 18 years, 316 days)...also became the third-youngest Ducks defenseman to score a goal (fourth-youngest player overall) and the youngest-ever player in franchise history to record two points in his NHL debut (1-1=2).
- Skated in a season-high 25:38, May 8 @ MIN and registered a season-best +2 rating twice, including Apr. 6 @ SJS and Mar. 18 vs. ARI.
- Began the season with San Diego (AHL), scoring 4-6=10 points with a +1 rating and six PIM in 14 AHL games, co-leading AHL rookie defensemen in points per game (.71, min. 10 games).
- Was named the AHL Rookie of the Month for February 2021, scoring 4-5=9 points in 11 games, tied for the team lead in scoring during the month.

## CAREER:

- Was named an OHL First Team All-Star in 2019-20 after scoring 9-38=47 points with a +9 rating and 24 PIM in 49 games with the Erie Otters...ranked 10th among OHL defensemen in points per game (.96) while leading Erie blueliners in goals, assists, scoring, power-play assists (19) and power-play goals (3).

# 34 DEFENSEMAN



- Was also named to the 2018-19 OHL First All-Rookie Team after scoring 7-33=40 points in 63 games...led Erie defensemen in goals, assists, scoring and power-play points (17) in his first OHL campaign.
- Represented Team Canada in back-to-back World Junior Championships, including a gold medal at the 2020 World Junior Championship, recording 1-2=3 points in seven tournament games...became the youngest defenseman since 2001 to appear in a World Junior Championship for Canada in 2020 (Jay Bouwmeester, 17 years, 3 months), and the sixth-youngest Canadian defenseman all-time.
- Won silver at the 2021 World Junior Championship and the 2019 Hlinka Gretzky Cup (silver)...also appeared at the 2019 U-18 World Championship and 2019 U-17 World Hockey Challenge.
- Signed a three-year entry-level contract with Anaheim, Nov. 4, 2020.

## CAREER STATISTICS

REGULAR SEASON										PLAYOFFS				
Season	Team	League	GP	G	A	Pts.	PIM	+/-		GP	G	A	Pts.	PIM
2018-19	Erie	OHL	63	7	33	40	20	-24		-	-	-	-	-
2019-20	Erie	OHL	49	9	38	47	24	+9		-	-	-	-	-
2020-21	San Diego	AHL	14	4	6	10	6	+1		3	0	2	2	0
	ANAHEIM	NHL	24	3	5	8	6	-12		-	-	-	-	-
NHL Totals			24	3	5	8	6	-12		-	-	-	-	-
AHL Totals			14	4	6	10	6	+1		3	0	2	2	0

**NHL CAREER HAT TRICKS:** None

**NHL CAREER MULTIPLE-POINT GAMES:** 1 (0 multiple-goal, 0 multiple-assist)

**NHL CAREER OT GOALS:** None



## NHL CAREER HIGHS

**GOALS:** 1, three times (last: Apr. 26, 2021 @ LAK)

**ASSISTS:** 1, five times (last: May 8, 2021 @ MIN)

**POINTS:** 2, Mar. 18, 2021 vs. ARI (1-1=2)

**PIM:** 2, three times (last: Apr. 12, 2012 @ SJS)

**TOI:** 25:38, May 8, 2021 @ MIN

**SHOTS:** 3, four times (last: Apr. 11, 2021 vs. COL)

**PLUS/MINUS:** +2, two times (last: Apr. 6, 2021 @ SJS)

**GOAL STREAK:** None


**ASSIST STREAK:** None

**POINT STREAK:** None

**PENALTY SHOTS:** None



# CAM FOWLER



@ c\_4owler

**SHOOTS**  
LEFT

**HEIGHT**  
6-2

**WEIGHT**  
215

**AGE** 29; turns 30 on December 5, 2021

**BORN** December 5, 1991; Windsor, Ontario

**DRAFTED** By Anaheim in the first round (12th overall) of the 2010 NHL Draft

## 2020-21:

- Appeared in his 11th NHL season with Anaheim, earning 5-18=23 points and 18 PIM...marked his eighth straight season with 20 points or more...was the only Ducks player to appear in all 56 games.
- Led Ducks defensemen in scoring and goals for a second straight season...also led in assists and shots (75), while co-leading in PPA (4)...among team leaders, ranked second in assists and TOI/game (21:46), and was third in scoring.
- Registered a career-best +4 rating, May 1 vs. LAK and tallied a season-high two assists twice (last: May 1 vs. LAK).
- Had a career-high five-game assist streak from Feb. 22-Mar. 3 (1-6=7)...also tied a career high with points in five straight games.
- Appeared in his 700th career NHL game, Feb. 27 vs. VGK, the first Ducks defenseman to reach the milestone...became the youngest player in Ducks history to reach 700 games with the club at 29 years, 2 months and 22 days.
- Finished the season with the most points (72-252=324), assists, PPP (124), SHG (4) and appearances (735) among defensemen selected in the 2010 NHL Draft.
- Was nominated for the 2020-21 King Clancy Memorial Trophy, presented to the player who best exemplifies leadership qualities on and off the ice and has made a noteworthy humanitarian contribution in his community.

## CAREER:

- Entered the 2021-22 season as the all-time franchise leader among defensemen in points (324), assists (252), SHG (4) and appearances (735)...also came into the campaign leading all franchise defensemen in GWG (16) and co-leading in SHP (8).
- Has the most points, assists, power-play points (124), SHG and appearances among defensemen selected in the 2010 NHL Draft.
- Became the first Anaheim defenseman in franchise history to 300 career points, Feb. 7, 2020 @ TOR...became the franchise's all-time leading goal scorer among defensemen with his 61st career tally to surpass Scott Niedermayer, Oct. 29, 2019 vs. WPG and also surpassed Niedermayer for the club's all-time points record by a blueliner, Mar. 8, 2019 vs. MTL.
- Became the seventh defenseman in NHL history to record three goals, including the OT winner, Nov. 4 vs. CBJ...the last three such instances were accomplished by the Ducks (Lubomir Visnovsky Mar. 4, 2011 vs. DAL and Hampus Lindholm Dec. 21, 2017 @ NYI)...no other NHL team has had a defenseman accomplish the feat since Dec. 2003 (MTL's Sheldon Souray).



# 4 DEFENSEMAN



- Is the lone Anaheim defenseman to record 300 or more points with the club.
- Represented Team USA at the 2014 Olympic Winter Games, 2012 World Championship, 2011 World Championship, 2010 World Junior Championship (gold) and 2009 U-18 World Championship (gold)...won the Memorial Cup and OHL championship in 2010...made the 2010 Memorial Cup All-Star team and led all defensemen in scoring during the tournament with 2-4=6 points in four games.
- Signed an eight-year contract extension with Anaheim through the 2025-26 NHL season, July 1, 2017.Apr. 4, 2014 @ DET.
- Helped Gatineau to the 2011 QMJHL final vs. St. John, collecting 5-15=20 points in 24 playoff games.
- Signed a two-year contract extension with Anaheim through the 2021-22 NHL season, Feb. 15, 2020 and 2010-11.

## CAREER STATISTICS

CAREER STATISTICS			REGULAR SEASON						PLAYOFFS				
Season	Team	League	GP	G	A	Pts.	PIM	+/-	GP	G	A	Pts.	PIM
2009-10	Windsor	OHL	55	8	47	55	14	+38	19	3	11	14	10
2010-11	ANAHEIM	NHL	76	10	30	40	20	-25	6	1	3	4	2
2011-12	ANAHEIM	NHL	82	5	24	29	18	-28	-	-	-	-	-
2012-13	Sodertalje	Sweden-2	14	2	5	7	14	+9	-	-	-	-	-
	ANAHEIM	NHL	37	1	10	11	4	-4	7	0	3	3	0
2013-14	ANAHEIM	NHL	70	6	30	36	14	+15	13	0	4	4	4
	United States	Olympics	6	1	0	1	0	+4	-	-	-	-	-
2014-15	ANAHEIM	NHL	80	7	27	34	14	+4	16	2	8	10	2
2015-16	ANAHEIM	NHL	69	5	23	28	27	-8	7	1	2	3	4
2016-17	ANAHEIM	NHL	80	11	28	39	20	+7	13	2	7	9	2
2017-18	ANAHEIM	NHL	67	8	24	32	28	+3	-	-	-	-	-
2018-19	ANAHEIM	NHL	59	5	18	23	20	-14	-	-	-	-	-
2019-20	ANAHEIM	NHL	59	9	20	29	20	0	-	-	-	-	-
2020-21	ANAHEIM	NHL	56	5	18	23	18	-4	-	-	-	-	-
NHL Totals			735	72	252	324	203	-54	62	6	27	33	14

**NHL CAREER HAT TRICKS:** 1, Nov. 4, 2018 vs. CBJ

**NHL CAREER MULTIPLE-POINT GAMES:** 50 (2 multiple-goal, 30 multiple-assist)

**NHL CAREER OT GOALS:** 4 (last: Nov. 4, 2018 vs. CBJ; 3-2)



## NHL CAREER HIGHS

**GOALS:** 3, Nov. 4, 2018 vs. CBJ

**ASSISTS:** 3, three times (last: Feb. 15, 2016 @ CGY)

**POINTS:** 3, five times (last: Nov. 4, 2018 vs. CBJ; 3-0=3)

**PIM:** 5, Oct. 14, 2015 vs. ARI

**TOI:** 32:33, Nov. 20, 2013 @ SJS

**SHOTS:** 8, Mar. 22, 2017 vs. EDM

**PLUS/MINUS:** +3, 10 times (last: Nov. 25, 2019 vs. NYI)

**GOAL STREAK:** Three games, Jan. 22-Feb. 2, 2011 (3-0=3)

**ASSIST STREAK:** Five games, Feb. 22-Mar. 3, 2021 (1-6=7)

**POINT STREAK:** Five games, three times (last: Feb. 22-Mar. 3, 2021; 1-6=7)

**PENALTY SHOTS:** None

**MILESTONES WITHIN REACH:** 27 assists from tying Steve Rucchin for fifth on the Ducks all-time assists list ; 65 games from 800 NHL games

# RYAN GETZLAF



**SHOOTS**  
RIGHT

**HEIGHT**  
6-4

**WEIGHT**  
220

**AGE** 36; turns 37 on May 10, 2022

**BORN** May 10, 1985; Regina, Saskatchewan

**DRAFTED** By Anaheim in the first round (19th overall) of the 2003 NHL Draft

## 2020-21:

- Appeared in his 16th NHL season with Anaheim...recorded 5-12-17 point and 43 PIM in 48 games.
- Led Anaheim in FO (676), FOW (350), and led club forwards in blocked shots 46.
- Became the first player in club history to appear in 1,100 games with Anaheim, May 5 @ STL.
- Had a season-high three-game assist streak Mar. 24-28 (0-3-3, +3).
- Recorded his 700th career assist, becoming the 55th player in NHL history and fourth active player to reach the milestone record 700 assists, joining Joe Thornton, Sidney Crosby and Nicklas Backstrom, Mar. 18 vs. ARI.
- Scored the GWG in OT, his 35th career OT point, tying Jaromir Jagr for fourth on the NHL's all-time OT scoring list, Mar. 6 @ COL.
- Missed five total games, including two due to a lower-body injury (Feb. 5-6) and three with an upper-body injury (Apr. 4-9).

## CAREER:

- Entered the 2021-22 campaign as the all-time franchise leader in assists (703), OT goals (11), OT assists (24), EVP (638), PPA (246) and games played (1,101), while ranking second in points (982), PPP (330) and plus/minus (+116).
- Is the longest-serving captain in Anaheim history (2010-present), and the fourth-longest-serving captain in the NHL, trailing Pittsburgh's Sidney Crosby (2007-present), Chicago's Jonathan Toews (2008-present) and Washington's Alex Ovechkin (2009-present).
- Leads the NHL in all-time OT assists (24) and ranks tied for fourth all-time in OT points (35).
- Ranks tied for fourth among NHL leaders with 380 primary assists since 2007-08 and also ranks fourth in overall assists (459) since 2010-11 and sixth in assists (678) and eighth in points (943) since 2006-07.
- Among active players, ranks seventh in scoring and leads the 2003 NHL Draft class in all-time points per game (.89), assists, PPP (330), and ranks second in plus/minus (116).
- Led Anaheim in assists for 13 straight seasons (2007-20), one of two players in NHL history to do so with a single club and one of four players to lead their respective team in assists for 13 seasons, including Wayne Gretzky (1979-92), Joe Thornton (2002-16) and Anze Kopitar (2007-present).
- Became the first player in club history to appear in 1,000 games with Anaheim, Nov. 3 vs. CHI...became the Ducks' all-time leader in games played (989) after surpassing Corey Perry, Oct. 11 @ CBJ.
- Named a Second Team NHL All-Star in 2013-14 and participated in the NHL All-Star Game in 2007-08, 2008-09 and 2014-15...earned NHL Player of the Month honors in Dec. 2015 and Feb. 2016.
- Led the 2007 Stanley Cup champion Ducks in postseason scoring (7-10-17).
- Won gold with Team Canada at the 2014 and 2010 Olympic Winter Games, and 2005 World Junior Championship...won silver at the 2008 World Championship and 2004 World Junior Championship...has also represented Canada at the 2016 World Cup of Hockey, 2012 World Championship and 2003 U-18 World Championship.



## CAREER STATISTICS

REGULAR SEASON									PLAYOFFS				
Season	Team	League	GP	G	A	Pts.	PIM	+/-	GP	G	A	Pts.	PIM
2001-02	Calgary	WHL	63	9	9	18	34	-16	7	2	1	3	4
2002-03	Calgary	WHL	70	29	39	68	121	+8	5	1	1	2	6
2003-04	Calgary	WHL	49	28	47	75	97	+32	7	5	1	6	12
2004-05	Calgary	WHL	51	29	25	54	102	+22	12	4	13	17	18
	Cincinnati	AHL	-	-	-	-	-	-	10	1	4	5	4
2005-06	Portland	AHL	17	8	25	33	36	+5	1	0	0	0	4
	ANAHEIM	NHL	57	14	25	39	22	+6	16	3	4	7	13
2006-07	ANAHEIM	NHL	82	25	33	58	66	+17	21	7	10	17	32
2007-08	ANAHEIM	NHL	77	24	58	82	94	+32	6	2	3	5	6
2008-09	ANAHEIM	NHL	81	25	66	91	121	+5	13	4	14	18	25
2009-10	ANAHEIM	NHL	66	19	50	69	79	+4	-	-	-	-	-
	Canada	Olympics	7	3	4	7	2	+2	-	-	-	-	-
2010-11	ANAHEIM	NHL	67	19	57	76	35	+14	6	2	4	6	9
2011-12	ANAHEIM	NHL	82	11	46	57	75	-11	-	-	-	-	-
2012-13	ANAHEIM	NHL	44	15	34	49	41	+14	7	3	3	6	6
2013-14	ANAHEIM	NHL	77	31	56	87	31	+28	12	4	11	15	10
	Canada	Olympics	6	1	2	3	4	+3	-	-	-	-	-
2014-15	ANAHEIM	NHL	77	25	45	70	62	+15	16	2	18	20	6
2015-16	ANAHEIM	NHL	77	13	50	63	55	+14	7	2	3	5	4
2016-17	ANAHEIM	NHL	74	15	58	73	49	+7	17	8	11	19	8
2017-18	ANAHEIM	NHL	56	11	50	61	42	+20	4	0	2	2	18
2018-19	ANAHEIM	NHL	67	14	34	48	58	-19	-	-	-	-	-
2019-20	ANAHEIM	NHL	69	13	29	42	58	-16	-	-	-	-	-
2020-21	ANAHEIM	NHL	48	5	12	17	43	-14	-	-	-	-	-
NHL Totals			1101	279	703	982	931	+116	125	37	83	120	137

**NHL CAREER HAT TRICKS:** 2 (last: Dec. 21, 2013 @ NYI)

**NHL CAREER MULTIPLE-POINT GAMES:** 251 (23 multiple-goal, 143 multiple-assist)

**NHL CAREER OT GOALS:** 11 (last: Mar. 6, 2021 @ COL; 5-4)



## NHL CAREER HIGHS

**GOALS:** 3, two times (last: Dec. 21, 2013 @ NYI)

**ASSISTS:** 5, two times (last: Nov. 24, 2015 vs. CGY)

**POINTS:** 5, two times (last: Nov. 24, 2015 vs. CGY; 0-5=5)

**PIM:** 17, two times (last: 17, Mar. 24, 2021 @ MIN)

**TOI:** 29:41, Dec. 8, 2010 @ VAN

**SHOTS:** 11, two times (last: Mar. 6, 2011 vs. VAN)

**PLUS/MINUS:** +4, three times (last: Dec. 12, 2018 vs. DAL)

**GOAL STREAK:** Four games, two times (last: Oct. 26-Nov. 1, 2019; 4-1=5)

**ASSIST STREAK:** 10 games, Oct. 24-Nov. 14, 2009 (1-17=18)

**POINT STREAK:** 15 games, Dec. 22, 2007-Jan. 23, 2008 (6-16=22)

**PENALTY SHOTS:** None

**MILESTONES WITHIN REACH:** 7 points to surpassing Teemu Selanne (988) for Anaheim's all-time points record ; 18 points to 1,000 NHL points ; 21 goals to 300 NHL goals



# JOHN GIBSON



CATCHES	HEIGHT	WEIGHT
LEFT	6-2	210
AGE	28; turns 29 on July 14, 2022	
BORN	July 14, 1993; Pittsburgh, Pennsylvania	
DRAFTED	By Anaheim in the second round (39th overall) of the 2011 NHL Draft	

## 2020-21:

- Appeared in his sixth NHL season with Anaheim, posting a 9-19-7 record with three shutouts, a 2.98 GAA and .903 SV% in 35 games...marked his fifth straight season leading the Ducks in appearances.
- Ranked tied for sixth in shutouts (3) and tied for 10th in appearances (35) among NHL goaltenders.
- Was the only NHL goaltender this season to face four penalty shots (three saves)...stopped Chandler Stephenson (Apr. 16 vs. VGK), Clayton Keller (Apr. 4 vs. ARI) and Nathan MacKinnon (Jan. 22 vs. COL).
- Made a season-high 47 saves, the sixth time in his career with at least 45 saves in a game, tied with Jonas Hiller for the most in Ducks history, Apr. 16 vs. VGK.
- Appeared in his 300th career game, Feb. 15 @ SJS.
- Earned his third shutout of the season and 22nd of his career, surpassing Jonas Hiller (21) for third all-time in franchise history, Feb. 11 @ VGK.
- Was named the NHL's Third Star the week of Jan. 18-24...went 2-0-1 with one shutout, a 1.33 GAA and .960 SV%.
- Stopped all 34 shots in his first win to earn his 20th career shutout, Jan. 18 vs. MIN.
- Missed five games due to a lower-body injury, Mar. 16-24.
- Finished the season tied for the 12th-highest career SV% (.917) among all-time NHL goaltenders with at least 300 games played...also ranks tied for fourth among all U.S. born goaltenders in career SV% and is fifth in GAA (2.58).

## CAREER:

- Entered the 2021-22 season second among all-time franchise leaders in SV% (.917; min. 150 games)...also came into the campaign ranked third in GAA (2.58; min. 150 games), shutouts (22) and saves (8,702), and fourth in wins (148) and appearances (322).
- Surpassed the individual single-season franchise record for SV% in 2017-18 (.924, Jonas Hiller in 2010-11, Gibson in 2016-17) with a .926 mark (Ryan Miller also topped the previous record with a .928 SV%).
- Combined with Frederik Andersen to win the first William M. Jennings Trophy in franchise history (192 GA) in 2015-16...recorded his first career 20-win season (21-13-4).
- Represented Anaheim at two All-Star Games in 2015-16 and 2017-18...in 2016, was the second youngest U.S.-born goaltender to play in the All-Star Game since Buffalo's Tom Barrasso in 1985.



# 36 GOALTENDER



- Has represented Team USA at the 2013 World Championship (bronze), 2013 World Junior Championship (gold), 2012 World Junior Championship and 2011 U-18 World Championship (gold)...also played for Team North America at the 2016 World Cup of Hockey.
- During the 2013 World Junior Championship, became the first U.S. goaltender and second American overall to be named MVP after Zach Parise in 2004, and the first goaltender overall since Steve Mason (Canada) in 2008.
- Signed an eight-year contract extension through the 2026-27 NHL season Aug. 4, 2018.

## CAREER STATISTICS

CAREER STATISTICS			REGULAR SEASON							PLAYOFFS					
Season	Team	League	GP	MIN	GA	SO	GAA	SV%	W-L-OT	GP	MIN	GA	SO	GAA	W-L
2011-12	Kitchener	OHL	32	1897	87	1	2.75	.928	21-10-0	16	898	40	1	2.67	8-7
2012-13	Kitchener	OHL	27	1615	65	1	2.41	.928	17-9-1	10	609	22	1	2.17	5-5
	Norfolk	AHL	1	40	3	0	4.50	.857	0-0-0	-	-	-	-	-	-
2013-14	Norfolk	AHL	45	2587	101	5	2.34	.919	21-17-0	6	373	9	1	1.45	4-2
	ANAHEIM	NHL	3	181	4	1	1.33	.954	3-0-0	4	200	9	1	2.70	2-2
2014-15	ANAHEIM	NHL	23	1340	58	1	2.60	.914	13-8-0	-	-	-	-	-	-
	Norfolk	AHL	11	665	23										
2015-16	San Diego	AHL	13	775	34	1	2.63	.917	7-4-1	-	-	-	-	-	-
	ANAHEIM	NHL	40	2295	79	4	2.07	.920	21-13-4	2	117	6	0	3.08	0-2
2016-17	ANAHEIM	NHL	52	2950	109	6	2.22	.924	25-16-9	16	879	38	0	2.59	9-5
2017-18	ANAHEIM	NHL	60	3428	139	4	2.43	.926	31-18-7	4	217	13	0	3.59	0-4
2018-19	ANAHEIM	NHL	58	3233	153	2	2.84	.917	26-22-8	-	-	-	-	-	-
2019-20	ANAHEIM	NHL	51	2982	149	1	3.00	.904	20-26-5	-	-	-	-	-	-
2020-21	ANAHEIM	NHL	35	2031	101	3	2.98	.903	9-19-7	-	-	-	-	-	-
NHL Totals			322	18440	792	22	2.58	.917	148-122-40	26	1412	66	1	2.80	11-13

## NHL CAREER HIGHS

**SAVES:** 51, Jan. 1, 2017 vs. PHI

**SHOTS FACED:** 54, Jan. 1, 2017 vs. PHI

**GOALS AGAINST:** 6, eight times (last: Feb. 23, 2020 vs. VGK)

**WINNING STREAK:** Six games (Feb. 15-Mar. 6, 2018)

**REGULATION LOSING STREAK:** Five games, two times (last: Apr. 9-24, 2021)

**SHUTOUT SEQUENCE:** 184:30, Dec. 27, 2015-Jan. 3, 2016 (spanning four games)

**CONSECUTIVE GAMES PLAYED:** 13 games, Dec. 20, 2018-Jan. 19, 2019

**CONSECUTIVE STARTS:** 13 games, Dec. 20, 2018-Jan. 19, 2019

**PENALTY SHOTS:** 4-for-6 (last: last: Apr. 16, 2021 vs. VGK; Stephenson unsuccessful)

**CAREER SHOOTOUT STATISTICS:** 14-8 (53-for-77, .688)

**MILESTONES WITHIN REACH:** 4 appearances from tying Jonas Hiller (326) for third among goaltenders in club history, 14 wins from tying Jonas Hiller (162) for third on the Ducks' all-time wins list



# DEREK GRANT



🐦 @DGrant57

@ dgrant.38

**SHOOTS**  
LEFT

**HEIGHT**  
6-3

**WEIGHT**  
210

**AGE** 31; turns 32 on April 20, 2022

**BORN** April 20, 1990; Abbotsford, British Columbia

**ACQUIRED** Signed as a free agent, Oct. 9, 2020

**DRAFTED** By Ottawa in the fourth round (119th overall) of the 2008 NHL Draft

## 2020-21:

- Appeared in his eighth NHL season, his fourth with Anaheim...scored 6-9=15 points and 25 PIM in 46 games.
- Set new career highs in TOI/game (14:34) and blocked shots (40).
- In his 300th career NHL game, recorded his second multi-point effort of the campaign, Apr. 14 @ SJS (1-1=2).
- Had a season-high three-game point streak from Apr. 2-6 (1-2=3).
- Tied a career high with goals in back-to-back games, Mar. 24-26 (2-0=2).
- Scored his first career penalty shot (SHG), Mar. 16 @ COL (Hunter Miska)...his goal marked the first SHG penalty shot by a Duck since Corey Perry, Dec. 12, 2010 vs. MIN (Niklas Backstrom) and the 17th successful attempt in club history (17-39, 43.6%).
- Tied a career best with his fourth career multi-assist game, Feb. 5 vs. SJS (0-2=2).
- Missed three games with an upper-body injury from Jan. 30-Feb. 2.

## CAREER:

- Is in his third stint with Anaheim in 2021-22...was acquired from Pittsburgh in exchange for Joseph Blandisi, Jan. 16, 2019 and signed as a free agent, July 2, 2017.
- Has posted a career 52.2 FOW%, including all eight NHL seasons above 51.0 FOW%.
- Appeared in 15 Stanley Cup Playoffs games with the Flyers in 2020, recording his first two career postseason points (0-2=2).
- Posted his first career hat trick, including his first career SHG, Nov. 16, 2019 @ STL...his three goals represented the 56th hat trick in franchise history and the first since Mar. 30, 2019 @ EDM (Rickard Rakell, 3-0=3).
- Appeared in his first full NHL season with the Ducks in 2017-18, collecting 12-12=24 points with a +3 rating and 11 PIM...established then career highs in goals, assists, points and games.
- Posted a career-best five-game point streak (1-4=5) Oct. 29-Nov. 7, 2017
- Recorded his first career goals as part of a multi-goal game, including his first PPG (2-0=2), to help lead Anaheim to a 6-2 victory Oct. 20, 2017 vs. MTL.



- Made his NHL debut with Ottawa Feb. 16, 2013 @ TOR, logging 7:30 TOI...earned his first career point (assist), Nov. 1 w/ OTT vs. NYL.
- Won a Calder Cup championship with Binghamton in 2011, scoring 1-1=2 points in seven playoff contests... was an AHL All-Star in 2015-16 with Stockton and was named AHL Player of the Month in January 2016 (10-9=19 in 10 games).
- Signed a three-year contract with Anaheim through the 2022-23 NHL season, Oct. 9, 2020.Hockey, 2012 World Championship and 2003 U-18 World Championship.

## CAREER STATISTICS

			REGULAR SEASON							PLAYOFFS				
Season	Team	League	GP	G	A	Pts.	PIM	+/-		GP	G	A	Pts.	PIM
2009-10	Michigan State	CCHA	38	12	18	30	10	-2		-	-	-	-	
2010-11	Michigan State	CCHA	38	8	25	33	44	+1		-	-	-	-	
	Binghamton	AHL	14	1	5	6	0	+1		7	1	1	2	2
2011-12	Binghamton	AHL	60	8	15	23	26	-7		-	-	-	-	-
2012-13	Binghamton	AHL	63	19	9	28	37	+11		3	0	0	0	6
	OTTAWA	NHL	5	0	0	0	0	-1		-	-	-	-	-
2013-14	Binghamton	AHL	46	12	10	22	30	+9		4	0	1	1	2
	OTTAWA	NHL	20	0	2	2	4	-3		-	-	-	-	-
2014-15	Binghamton	AHL	73	21	17	38	45	-9		-	-	-	-	-
2015-16	Stockton	AHL	36	27	18	45	36	+7		-	-	-	-	-
	CALGARY	NHL	15	0	1	1	2	-7		-	-	-	-	-
2016-17	BUFFALO	NHL	40	0	3	3	19	-3		-	-	-	-	-
	NASHVILLE	NHL	6	0	1	1	5	-2		-	-	-	-	-
	Rochester	AHL	23	11	8	19	22	-2		-	-	-	-	-
2017-18	ANAHEIM	NHL	66	12	12	24	11	+3		4	0	0	0	0
2018-19	Wilkes-Barre/Scranton	AHL	5	3	1	4	6	+5		-	-	-	-	-
	PITTSBURGH	NHL	25	2	3	5	6	+3		-	-	-	-	-
	ANAHEIM	NHL	31	2	7	9	8	-9		-	-	-	-	-
2019-20	ANAHEIM	NHL	49	14	6	20	28	-1		-	-	-	-	-
	PHILADELPHIA	NHL	7	1	4	5	2	+2		15	0	2	2	8
2020-21	ANAHEIM	NHL	46	6	9	15	25	-4		-	-	-	-	-
NHL Totals			310	37	48	85	110	-22		19	0	2	2	8
Anaheim Totals			192	34	34	68	72	-11		4	0	0	0	0

**NHL CAREER HAT TRICKS:** 1, Nov. 16, 2019 @ STL

**NHL CAREER MULTIPLE-POINT GAMES:** 12 (3 multiple-goal, 4 multiple-assist)

**NHL CAREER OT GOALS:** None



## NHL CAREER HIGHS

**GOALS:** 3, Nov. 16, 2019 @ STL

**ASSISTS:** 2, four times (last: Feb. 5, 2021 vs. SJS)

**POINTS:** 3, Nov. 16, 2019 @ STL

**PIM:** 9, Nov. 7, 2016 w/BUF @ BOS

**TOI:** 22:06, Nov. 25, 2017 @ LAK

**SHOTS:** 6, Nov. 16, 2019 @ STL

**PLUS/MINUS:** +3, Nov. 16, 2019 @ STL

**GOAL STREAK:** Two games, two times (last: Mar. 24-26, 2021; 2-0=2)

**ASSIST STREAK:** Four games, Nov. 1-7, 2017 (0-4=4)

**POINT STREAK:** Five games, Oct. 29-Nov. 7, 2017 (1-4=5)

**PENALTY SHOTS:** 1-for-1, Mar. 16, 2021 @ COL (SHG vs. Hunter Miska)

**MILESTONES WITHIN REACH:** 8 appearances to 200 as a Duck ; 15 points to 100 NHL points



# ADAM HENRIQUE



Twitter: @AdamHenrique

Instagram: AdamHenrique

**SHOOTS**  
LEFT

**HEIGHT**  
6-0

**WEIGHT**  
195

**AGE** 31; turns 32 on February 6, 2022

**BORN** February 6, 1990; Brantford, Ontario

**ACQUIRED** From New Jersey with Joseph Blandisi and a 2018 third-round draft pick in exchange for Sami Vatanen and a conditional draft pick, Nov. 30, 2017

**DRAFTED** By New Jersey in the third round (82nd overall) of the 2008 NHL Draft

## 2020-21:

- Appeared in his 10th NHL season, his fourth with Anaheim...earned 12-9=21 points and 11 PIM in 45 games.
- Led Anaheim in OT goals (2), ranked second among team leaders in goals and was fourth in scoring.
- Paced the Ducks in FOW% (55.4%, 303-of-547) for the second straight season...also led in FOW.
- Is one of nine NHL players to have a 55% or higher FOW% each of the last two seasons (55.4% and 55.0%).
- Recorded his 200th career assist, Apr. 18 vs. VGK and appeared in his 700th career NHL game, Apr. 4 vs. ARI.
- Had a season-high three-game goal/point streak from Mar. 16-20 (3-2=5).
- Recorded a season-best 1-2=3 points, all in the first period, Mar. 16 @ COL...was his first three-point period since Feb. 23, 2020 vs. VGK (2-1=3, third period)...also tied a career high with two assists (28th time).
- Tied a career high with two OT goals, including Mar. 18 vs. ARI and Mar. 8 vs. LAK...ranked tied for fourth among NHL leaders in OT goals.
- Missed four games due to the league's COVID protocol, Apr. 26-May 1

## CAREER:

- Has notched five 20-plus goal seasons, including a career-best 30 in 2015-16...has also reached the 40-point mark in the last six consecutive seasons.
- Established career highs in scoring (16-35=51) and assists with New Jersey in 2011-12.
- His five-game point streak (Dec. 1-9, 2017, 3-3=6) was the second-longest point streak to start a Ducks career...only Teemu Selanne had a longer point streak to start a Ducks career in 1995-96 (15 games).
- Concluded his New Jersey career with 122-135=257 points with 144 PIM in 455 career games...ranked third among all-time franchise leaders in SHG (13) and SHP (24), and tied for ninth in OT goals (4)...served as an alternate captain for two seasons from 2015-17.
- Helped New Jersey to the Stanley Cup Final in his rookie season in 2011-12, collecting 5-8=13 points in 24 playoff games...was a finalist for the 2011-12 Calder Memorial Trophy as the league's top rookie and a member of the 2011-12 All-Rookie Team...was also named the NHL's Rookie of the Month in December 2011 after collecting 5-8=13 points.





- Won back-to-back Memorial Cup championships with Windsor (OHL) in 2009 and 2010...was a teammate of Cam Fowler during Windsor's second championship run in 2009-10.
- Helped Canada win a gold medal at the 2021 World Championship, serving as the team's captain, scoring 6-5=11 points in 10 tournament games...also won silver at both the 2019 World Championship and 2010 World Junior Championship.
- Signed a five-year contract extension with Anaheim through the 2023-24 NHL season, July 16, 2018.

## CAREER STATISTICS

REGULAR SEASON									PLAYOFFS				
Season	Team	League	GP	G	A	Pts.	PIM	+/-	GP	G	A	Pts.	PIM
2006-07	Windsor	OHL	62	23	21	44	20	-17	-	-	-	-	-
2007-08	Windsor	OHL	66	20	24	44	28	+17	5	2	3	5	4
2008-09	Windsor	OHL	56	30	33	63	47	+39	20	8	9	17	19
2009-10	Windsor	OHL	54	38	39	77	57	+38	19	20	5	25	12
2010-11	Albany	AHL	73	25	25	50	26	-3	-	-	-	-	-
	NEW JERSEY	NHL	1	0	0	0	0	+1	-	-	-	-	-
2011-12	Albany	AHL	3	0	1	1	2	0	-	-	-	-	-
	NEW JERSEY	NHL	74	16	35	51	7	+8	24	5	8	13	11
2012-13	Albany	AHL	16	5	3	8	12	+1	-	-	-	-	-
	NEW JERSEY	NHL	42	11	5	16	16	-3	-	-	-	-	-
2013-14	NEW JERSEY	NHL	77	25	18	43	20	+3	-	-	-	-	-
2014-15	NEW JERSEY	NHL	75	16	27	43	34	-6	-	-	-	-	-
2015-16	NEW JERSEY	NHL	80	30	20	50	23	+10	-	-	-	-	-
2016-17	NEW JERSEY	NHL	82	20	20	40	38	-20	-	-	-	-	-
2017-18	NEW JERSEY	NHL	24	4	10	14	6	-6	-	-	-	-	-
	ANAHEIM	NHL	57	20	16	36	14	+17	4	0	0	0	0
2018-19	ANAHEIM	NHL	82	18	24	42	24	-5	-	-	-	-	-
2019-20	ANAHEIM	NHL	71	26	17	43	22	-2	-	-	-	-	-
2020-21	ANAHEIM	NHL	45	12	9	21	11	-8	-	-	-	-	-
NHL Totals			710	198	201	399	215	-11	28	5	8	13	11
Anaheim Totals			255	76	66	142	71	+2	4	0	0	0	0

**NHL CAREER HAT TRICKS:** None

**NHL CAREER MULTIPLE-POINT GAMES:** 86 (21 multiple-goal, 28 multiple-assist)

**NHL CAREER OT GOALS:** 7 (last: Mar. 18, 2021 vs. ARI)



## NHL CAREER HIGHS

**GOALS:** 2, 21 times (last: Feb. 23, 2020 vs. VGK)

**ASSISTS:** 2, 28 times (last: Mar. 16, 2021 @ COL)

**POINTS:** 4, Feb. 23, 2020 vs. VGK (2-2=4)

**PIM:** 12, Apr. 11, 2015 w/NJ @ FLA

**TOI:** 25:44, Mar. 23, 2018 @ WPG

**SHOTS:** 9, Jan. 5, 2020 vs. NSH

**PLUS/MINUS:** +4, three times (last: Feb. 23, 2020 vs. VGK)

**GOAL STREAK:** Six games, Feb. 27-Mar. 8, 2014 (9-2=11)

**ASSIST STREAK:** Five games, Nov. 27-Dec. 5, 2018 (0-5=5)

**POINT STREAK:** Seven games, Nov. 25-Dec. 8, 2011 (2-7=9)

**PENALTY SHOTS:** 0-for-2 (last: Feb. 17, 2015 w/NJ vs. BUF; unsuccessful vs. Michal Neuvirth)

**MILESTONES WITHIN REACH:** 1 point to 400 NHL points ; 2 goals to 200 NHL goals; 1 power play point to 100 career power play points

# MAX JONES



[@Jones\\_Max19](#)

[maxjones98](#)

<b>SHOOTS</b>	<b>HEIGHT</b>	<b>WEIGHT</b>
LEFT	6-3	216
<b>AGE</b>	23; turns 24 on February 17, 2022	
<b>BORN</b>	February 17, 1998; Rochester, Michigan	
<b>DRAFTED</b>	By Anaheim in the first round (24th overall) of the 2016 NHL Draft	

## 2020-21:

- Appeared in his third NHL season with Anaheim, earning 7-4=11 points and 36 PIM in 46 games...set a career-high in PPG (2) and matched his career high in assists...ranked third among team leaders with a career-best 100 hits.
- Matched a career high with two assists (0-2=2), Mar. 28 @ STL, tying his prior mark set Apr. 5, 2019 vs. LAK (0-2=2).
- Tied his personal best with points in back-to-back games on two occasions, including Mar. 26-28 (1-2=3) and Feb. 22-24 (2-0=2)...both goals marked his first two career PPG.
- Recorded his first career goal streak with goals in back-to-back games Feb. 22-24 (2-0=2).
- Registered career bests in shots Apr. 11 vs. COL (7) and PIM Feb. 22 @ ARI (7), while tying a career high in plus/minus on four separate occasions (+2; last: May 1 vs. LAK).
- Appeared in his 100th career NHL game, Feb. 24 @ ARI.
- Missed a total of seven games due to injuries, including five games with upper-body injuries (Mar. 1 and Feb. 2-9), and two games with a lower-body injury (Jan. 14-16).

## CAREER:

- Made his NHL debut with Anaheim in 2018-19, scoring 2-3=5 points in 30 games.
- Scored his first career NHL goal (Carey Price) to help Anaheim to an 8-2 win, Mar. 8, 2019 vs. MTL.
- Collected his first career NHL point (assist), Feb. 19, 2019 @ MIN...made his NHL debut in a 3-0 win Jan. 17, 2019 @ MIN.
- Scored 16-15=31 points in 51 career AHL games with San Diego...also has 1-5=6 in 17 career playoff games with the Gulls, helping the club to the 2019 Western Conference Finals.
- Helped lead London to Memorial Cup and OHL championships in 2016...scored 2-2=4 points with a +3 rating in four Memorial Cup contests.
- Scored 64-48=112 points with a +47 rating in 127 career OHL games with London and Kingston (2015-18).
- Won bronze with Team USA at the 2018 World Junior Championship and silver at the 2014 U-17 World Hockey Challenge.

# 49 LEFT WING



- His father, Brad, played 148 career NHL games with Winnipeg, Los Angeles and Philadelphia, while his mother, Mary, was a two-time NCAA champion and three-time Big Ten champion diver at the University of Michigan.
- Signed a three-year contract extension through the 2023-24 NHL season, Aug. 9, 2021...originally signed a three-year entry-level contract with Anaheim, Aug. 26, 2016.

## CAREER STATISTICS

			REGULAR SEASON							PLAYOFFS				
Season	Team	League	GP	G	A	Pts.	PIM	+/-		GP	G	A	Pts.	PIM
2014-15	USNTDP	U-18	24	5	5	10	116	-5		-	-	-	-	-
	USNTDP	U-17	38	18	10	28	189	-		-	-	-	-	-
2015-16	London	OHL	63	28	24	52	106	+30		6	1	1	2	23
2016-17	London	OHL	33	17	19	36	65	+23		14	7	5	12	24
	San Diego	AHL	-	-	-	-	-	-		9	1	1	2	6
2017-18	London	OHL	25	18	3	21	34	-7		-	-	-	-	-
	Kingston	OHL	6	1	2	3	2	+1		9	3	1	4	28
2018-19	ANAHEIM	NHL	30	2	3	5	14	-1		-	-	-	-	-
	San Diego	AHL	43	14	15	29	50	+7		8	0	4	4	10
2019-20	ANAHEIM	NHL	59	8	4	12	36	-6		-	-	-	-	-
	San Diego	AHL	8	2	0	2	21	-4		-	-	-	-	-
2020-21	ANAHEIM	NHL	46	7	4	11	36	-9		-	-	-	-	-
NHL Totals			135	17	11	28	86	-16		-	-	-	-	-
AHL Totals			51	16	15	31	71	+3		17	1	5	6	16

**NHL CAREER HAT TRICKS:** None

**NHL CAREER MULTIPLE-POINT GAMES:** 2 (0 multiple-goal, 2 multiple-assist)

**NHL CAREER OT GOALS:** None



## NHL CAREER HIGHS

**GOALS:** 1, 17 times (last: May 5, 2021 @ STL)

**ASSISTS:** 2, two times (last: Mar. 28, 2021 @ STL)

**POINTS:** 2, two times (last: Mar. 28, 2021 @ STL; 0-2=2)

**PIM:** 7, Feb. 22, 2021 vs. ARI

**TOI:** 19:21, Jan. 7, 2020 vs. CBJ

**SHOTS:** 7, Apr. 11, 2021 vs. COL

**PLUS/MINUS:** 7, Apr. 11, 2021 vs. COL

**GOAL STREAK:** +2, two times (last: Jan. 7, 2020 vs. CBJ)

**ASSIST STREAK:** Two games, Feb. 22-24, 2021 (2-0=2)

**POINT STREAK:** Two games, five times (last: last: Mar. 26-28, 2021; 1-2=3)

**PENALTY SHOTS:** 0-for-1, Mar. 12, 2019 vs. NSH (unsuccessful vs. Pekka Rinne)

**MILESTONES WITHIN REACH:** 65 appearances to 200 NHL games



# JACOB LARSSON



Twitter: @JacobLarsson3

Instagram: @jacoblarsson

<b>SHOOTS</b>	<b>HEIGHT</b>	<b>WEIGHT</b>
LEFT	6-3	202
<b>AGE</b>	24; turns 25 on April 29, 2022	
<b>BORN</b>	April 29, 1997; Ljungby, Sweden	
<b>DRAFTED</b>	By Anaheim in the first round (27th overall) of the 2015 NHL Draft	

## 2020-21:

- Appeared in his third NHL season with Anaheim, earning 1-6=7 points and 14 PIM in 46 games.
- Established career highs in TOI/game (17:23), SH TOI/game (1:55) and matched his personal best in blocked shots (59, also 2018-19).
- Registered a +7 rating his last seven games and was a +8 his final 13 appearances.
- Set a career-high with 1-2=3 points, scoring his first goal of the season and adding a career-tying two assists, May 1 vs. LAK...the three points marked his second career multi-point game (also Mar. 8, 2019 vs. Montreal; 0-2=2)...also added a career-best+4 rating, surpassing his +3 rating Apr. 3, 2019 vs. CGY.
- Recorded his first career shorthanded point (assist) in a 6-5 Ducks OT win, Mar. 8 vs. LAK.
- Registered a season-high 20:48 TOI, Apr. 26 @ LAK.
- Earned his first point (primary assist) of the season, Jan. 16 @ VGK.

## CAREER:

- Established career highs in points (2-9=11), goals, assists and games (60) in 2019-20 with the Ducks.
- Appeared in his rookie NHL season with Anaheim in 2018-19, compiling five assists in 49 games.
- Made his NHL debut, Oct. 13, 2016 @ DAL and picked up his first NHL point (assist), Nov. 7, 2018 vs. CGY.
- Scored his first career NHL goal (Alex Stalock), Nov. 5, 2019 vs. MIN.
- Earned his first career multi-point game (0-2=2) to help Anaheim to an 8-2 win, Mar. 8, 2019 vs. MTL.
- Played 22 regular-season games and 16 playoff contests for San Diego (AHL) in 2018-19, combining for 2-10=12 points with a +8 rating...helped the Gulls to the 2019 Western Conference Finals.
- Helped lead Frolunda to the Swedish Hockey League championship in 2015-16 and back-to-back Champions Hockey League tournament wins in 2016 and 2017.
- Represented Sweden in consecutive World Junior Championships in 2016 and 2017.
- Signed a two-year contract extension with Anaheim through the 2021-22 NHL season, Aug. 6, 2020.



# 32 DEFENSEMAN



## CAREER STATISTICS

REGULAR SEASON									PLAYOFFS				
Season	Team	League	GP	G	A	Pts.	PIM	+/-	GP	G	A	Pts.	PIM
2013-14	Frolunda Jr.	Sweden Jr.	13	0	0	0	0	+1	3	0	0	0	0
2014-15	Frolunda Jr.	Sweden Jr.	30	8	11	19	49	+7	8	0	4	4	6
	Frolunda	Sweden	20	1	2	3	6	+4	-	-	-	-	-
2015-16	Frolunda Jr.	Sweden Jr.	1	0	0	0	0	+3	-	-	-	-	-
	Frolunda	Sweden	47	5	9	14	10	+11	16	0	3	3	0
	San Diego	AHL	-	-	-	-	-	-	1	0	0	0	0
2016-17	ANAHEIM	NHL	4	0	0	0	2	-1	-	-	-	-	-
	San Diego	AHL	4	0	2	2	2	-6	-	-	-	-	-
	Frolunda	SHL	29	1	4	5	16	-7	7	1	2	3	0
2017-18	San Diego	AHL	50	3	13	16	20	+12	-	-	-	-	-
2018-19	ANAHEIM	NHL	49	0	5	5	16	-4	-	-	-	-	-
	San Diego	AHL	22	0	5	5	10	+1	16	2	5	7	4
2019-20	San Diego	AHL	5	1	1	2	4	+3	-	-	-	-	-
	ANAHEIM	NHL	60	2	9	11	12	-9	-	-	-	-	-
2020-21	ANAHEIM	NHL	46	1	6	7	14	-9	-	-	-	-	-
NHL Totals			159	3	20	23	44	-23	-	-	-	-	-

**NHL CAREER HAT TRICKS:** None

**NHL CAREER MULTIPLE-POINT GAMES:** 2 (0 multiple-goal, 2 multiple-assist)

**NHL CAREER OT GOALS:** None



## NHL CAREER HIGHS

**GOALS:** 1, three times (last: May 1, 2021 vs. LAK)

**ASSISTS:** 2, two times (last: May 1, 2021 vs. LAK)

**POINTS:** 3, May 1, 2021 vs. LAK (1-2=3)

**PIM:** 4, three times (last: 4, Mar. 22, 2021 @ MIN)

**TOI:** 25:06, Apr. 5, 2019 vs. LAK

**SHOTS:** 3, 11 times (last: May 1, 2021 vs. LAK)

**PLUS/MINUS:** +4, May 1, 2021 vs. LAK

**GOAL STREAK:** None

**ASSIST STREAK:** Two games, Feb. 16-17, 2020 (0-2=2)

**POINT STREAK:** Two games, Feb. 16-17, 2020 (0-2=2)

**PENALTY SHOTS:** None

**MILESTONES WITHIN REACH:** 41 appearances to 200 NHL game

# HAMPUS LINDHOLM



[@HampeLindholm](https://twitter.com/HampeLindholm)

[hampuslindholm47](https://www.instagram.com/hampuslindholm47)

**SHOOTS**  
LEFT

**HEIGHT**  
6-4

**WEIGHT**  
216

**AGE** 27; turns 28 on January 20, 2022

**BORN** January 20, 1994; Helsingborg, Sweden

**DRAFTED** By Anaheim in the first round (sixth overall) of the 2012 NHL Draft

## 2020-21:

- Appeared in his eighth NHL season with Anaheim, recording 2-4=6 points and 16 PIM in 18 games...tallied each of his six points in his final 14 contests.
- Led Anaheim in TOI/game (22:02) for the third straight season and ranked second in shifts per game (26.6)...skated in a Ducks season-high 29:07 Jan. 18 vs. MIN.
- Recorded his 200th career point (assist), Feb. 9 @ VGK, becoming the third defenseman in franchise history to reach the milestone, joining Cam Fowler and Scott Niedermayer.
- Surpassed Francois Beauchemin (196) for third among all-time club defensemen in scoring with an assist, Jan 31 vs. STL (48-149=297).
- Had a season-long three-game point/assist streak from Feb. 5-9 (0-3=3).
- Scored goals in back-to-back games Jan. 22-24, his first goal streak since Feb. 15-16, 2016 (2-0=2).
- Scored his first goal of the campaign, Jan. 22 vs. COL.
- Missed the final 35 games due to a fractured left wrist suffered Feb. 27 vs. VGK.

## CAREER:

- Entered 2021-22 ranked fourth among franchise leaders in plus/minus (+75)...among all-time franchise defensemen, came into the season leading in plus/minus, ranked third in points (52-148=200) and assists, and fourth in goals and appearances (521), and tied for eighth in PPG (11).
- Scored his first career hat trick Dec. 21, 2017 @ NYI, marking the fifth time in NHL history that a defenseman scored three goals with an OT tally...the last two skaters to do so were Ducks skaters, representing the only two hat tricks in club history by blueliners (Lubomir Visnovsky on Mar. 4, 2011 vs. DAL also included an OT winner)...Cam Fowler joined the exclusive club Nov. 4, 2018 vs. CBJ.
- Became the first Ducks defenseman to be named to the NHL All-Rookie Team in 2013-14.
- Set a club record for the best plus/minus rating of any rookie defenseman (+29)...marked the fifth-highest plus/minus rating among rookie defensemen since 1989-90 and the highest of any such player in the Western Conference since 1991-92.
- Won gold with Team Sweden at the 2018 World Championship and silver at the 2012 U-18 World Championship...also represented Sweden at the 2016 World Cup of Hockey.
- Signed a six-year contract with Anaheim through the 2021-22 NHL season, Oct. 27, 2016.

# 47 DEFENSEMAN



## CAREER STATISTICS

REGULAR SEASON										PLAYOFFS				
Season	Team	League	GP	G	A	Pts.	PIM	+/-		GP	G	A	Pts.	PIM
2011-12	Rogle	Sweden-2	20	1	3	4	12	-1		10	1	4	5	6
	Rogle Jr.	Sweden Jr.	28	5	12	17	16	+25		-	-	-	-	-
	Rogle U-18	Sweden U-18	1	1	3	4	2	+7		-	-	-	-	-
2012-13	Norfolk	AHL	44	1	10	11	16	+5		-	-	-	-	-
2013-14	ANAHEIM NHL		78	6	24	30	36	+29		11	0	2	2	0
2014-15	ANAHEIM NHL		78	7	27	34	32	+25		16	2	8	10	10
2015-16	ANAHEIM NHL		80	10	18	28	40	+7		7	0	3	3	0
2016-17	ANAHEIM NHL		66	6	14	20	36	+13		17	1	3	4	10
2017-18	ANAHEIM NHL		69	13	18	31	34	+16		4	1	1	2	2
2018-19	ANAHEIM NHL		76	6	22	28	44	-5		-	-	-	-	-
2019-20	ANAHEIM NHL		56	2	21	23	34	-10		-	-	-	-	-
2020-21	ANAHEIM NHL		18	2	4	6	16	-1		-	-	-	-	-
NHL Totals			521	52	148	200	272	+74		55	4	17	21	22

**NHL CAREER HAT TRICKS:** 1, Dec. 21, 2017 @ NYI

**NHL CAREER MULTIPLE-POINT GAMES:** 30 (2 multiple-goal, 19 multiple-assist)

**NHL CAREER OT GOALS:** 2 (last: Mar. 25, 2018 @ EDM; 5-4)



## NHL CAREER HIGHS

**GOALS:** 3, Dec. 21, 2017 @ NYI

**ASSISTS:** 3, two times (last: Dec. 2, 2020 vs. LAK)

**POINTS:** 3, four times (last: Dec. 2, 2020 vs. LAK; 0-3=3)

**PIM:** 6, Dec. 30, 2016 @ VAN

**TOI:** 30:44, Nov. 7, 2017 vs. LAK

**SHOTS:** 7, four times (last: Jan. 19, 2017 vs. COL)

**PLUS/MINUS:** +5, Apr. 5, 2019 vs. LAK

**GOAL STREAK:** Three games, Feb. 2-5, 2016 (3-0=3)

**ASSIST STREAK:** Four games, Dec. 3-10, 2014 (0-4=4)

**POINT STREAK:** Five games, Oct. 8-17, 2018 (2-5=7)

**PENALTY SHOTS:** None

**MILESTONES WITHIN REACH:** 4 goals to tying Francoise Beauchemin (56) for third on the club's all-time goals list by a defenseman, 79 games to 600 NHL games



# ISAC LUNDESTROM



🐦 @isaclundestr

📷 lundestrom

<b>SHOOTS</b>	<b>HEIGHT</b>	<b>WEIGHT</b>
LEFT	6-0	193
<b>AGE</b>	21; Turns 22 on November 6, 2021	
<b>BORN</b>	November 6, 1999; Gallivare, Sweden	
<b>DRAFTED</b>	By Anaheim in the first round (23rd overall) of the 2018 NHL Draft	

## 2020-21:

- Appeared in his third NHL season with Anaheim, scoring 6-3=9 points with 14 PIM in 41 games.
- Established career highs in points, goals, assists, games played, TOI/game (15:15), FO (398) and FOW (189).
- Scored his first career hat trick and multi-goal contest (3-0=3), Mar. 1 vs. STL...became the second-youngest player in club history to score a hat trick (21 years, 115 days), behind only Sam Steel (21 years, 51 days on Mar. 26, 2019 @ VAN, 3-0=3).
- Registered his first career goal streak, scoring in back-to-back games Feb. 6-9 (2-0=2).
- Scored his first career NHL goal (Devan Dubnyk), Feb. 6 vs. SJS.
- Earned a career-high +2 rating on two occasions, including Apr. 28 @ LAK and Mar. 1 vs. STL.
- Missed eight games due to an appendectomy, Apr. 9-24.

## CAREER:

- Became the third-youngest Duck to make his NHL debut at 18 years, 336 days, Oct. 8, 2018 vs. DET...recorded his first NHL point (assist) on Oct. 13, 2018 @ DAL.
- In his AHL debut, collected two assists (0-2=2) Nov. 16, 2018 vs. Bakersfield...became the third-youngest Gull to appear in a game at 19 years and 10 days.
- Scored his first career AHL playoff goal as part of a three-point contest in Game 2 of the Pacific Division Finals May 4, 2019 at Bakersfield (1-2=3)...became the youngest Gull to record three points in a playoff game at 19 years and six months.
- Recorded the most points in the SHL by an under-18 player during the 2016-17 season with Lulea, earning 3-3=6 points as a 16-year-old.
- Has represented Sweden in numerous international tournaments, including the 20201 World Championship, 2019 World Junior Championship, 2018 World Junior Championship (silver), 2016 U-18 World Championship (silver) and 2015 World Under-17 Hockey Challenge (bronze).
- Signed a one-year, two-way contract extension with Anaheim through the 2021-22 NHL season, Aug. 6, 2021.





## CAREER STATISTICS

REGULAR SEASON										PLAYOFFS				
Season	Team	League	GP	G	A	Pts.	PIM	+/-		GP	G	A	Pts.	PIM
2015-16	Lulea HF	Sweden	4	0	0	0	0	-1		-	-	-	-	-
	Lulea Jr.	Sweden Jr.	34	4	13	17	12	-1		-	-	-	-	-
2016-17	Lulea HF	Sweden	45	3	3	6	0	-5		1	0	0	0	0
	Lulea Jr.	Sweden Jr.	10	3	4	7	4	+3		3	1	2	3	0
2017-18	Lulea HF	Sweden	42	6	9	15	14	+7		3	0	0	0	0
2018-19	ANAHEIM	NHL	15	0	2	2	2	-1		-	-	-	-	-
	San Diego	AHL	12	0	6	6	2	-6		7	1	2	3	0
	Lulea	SHL	17	2	7	9	2	+5		10	2	6	8	0
2019-20	ANAHEIM	NHL	15	0	4	4	0	-2		-	-	-	-	-
	San Diego	AHL	43	6	15	21	4	-6		-	-	-	-	-
2020-21	ANAHEIM	NHL	41	6	3	9	14	-9		-	-	-	-	-
NHL Totals			71	6	9	15	16	-12		-	-	-	-	-
AHL Totals			55	6	21	27	6	-12		7	1	2	3	0
Sweden Totals			108	11	19	30	16	+6		14	2	6	8	0

**NHL CAREER HAT TRICKS:** 1, Mar. 1, 2021 vs. STL (3-0=3)

**NHL CAREER MULTIPLE-POINT GAMES:** None

**NHL CAREER OT GOALS:** None



## NHL CAREER HIGHS

**GOALS:** 3, Mar. 1, 2021 vs. STL

**ASSISTS:** 1, nine times (last: Mar. 24, 2021 @ MIN)

**POINTS:** 3, Mar. 1, 2021 vs. STL

**PIM:** 2, eight times (last: Mar. 13, 2021 vs. SJS)

**TOI:** 19:57, May 8, 2021 @ MIN

**SHOTS:** 4, five times (last: Mar. 13, 2021 vs. SJS)

**PLUS/MINUS:** +2, two times (last: Apr. 28, 2021 @ LAK)

**GOAL STREAK:** Two games, Feb. 6-9, 2021 (2-0=2)

**ASSIST STREAK:** None

**POINT STREAK:** Feb. 6-9, 2021 (2-0=2)

**PENALTY SHOTS:** None

**MILESTONES WITHIN REACH:** 29 appearances to 100 NHL games

# JOSH MANSON



🐦 @JoshManson42

📷 Joshmanson42

SHOOTS	HEIGHT	WEIGHT
RIGHT	6-3	218
AGE	30, turns 31 on October 7, 2022	
BORN	October 7, 1991; Hinsdale, Illinois	
DRAFTED	By Anaheim in the sixth round (160th overall) of the 2011 NHL Draft	

## 2020-21:

- Appeared in his seventh NHL season with Anaheim...compiled 1-6=7 points and 30 PIM in 23 games.
- Finished the season with five assists (0-5=5) his last 10 games.
- Appeared in his 400th career NHL game, Apr. 9 vs. COL.
- Recorded his 100th career point (assist) and added a season-high +3 rating, Apr. 6 @ SJS.
- Scored his first career OT goal, his lone goal of the season, Mar. 28 @ STL.
- Registered a season-high 21:58 TOI, Mar. 26 @ STL.
- Missed a total of 33 games due to injury, including seven games with an upper-body injury (Apr. 24-May 5), six games with a lower-body injury (Mar. 10-20) and 20 games with an oblique injury (Jan. 20-Mar. 3).

## CAREER:

- Entered 2021-21 ranked third among franchise defensemen in plus/minus (+39), sixth in games (408) and tied for third in SHP (5) and eighth in shots (498).
- Since making his NHL debut in 2014-15, leads Anaheim defensemen in hits (967) and co-leads in short-handed time on ice per game (2:28), while ranking second in plus/minus.
- Posted the second-best plus/minus rating in franchise history with a +34 in 2017-18, trailing only Paul Kariya's +36 rating from 1996-97...led NHL defensemen and ranked tied for third in the NHL in plus/minus...established career highs in points (7-30=37), goals, GWG (2), assists, plus/minus and blocked shots (99).
- Scored his first career NHL goal in a 4-2 victory Nov. 6, 2015 vs. CBJ (Curtis McElhinney).
- Recorded his first career NHL point (assist) Nov. 16, 2014 vs. FLA and made his NHL debut Oct. 31, 2014 @ DAL.
- Played three seasons at Northeastern (Hockey East) from 2011-14, collecting 6-15=21 points with a +12 rating and 158 PIM in 99 games.
- Named a Hockey East Second Team All-Star and the Best Defensive Defenseman after captaining Northeastern to a 19-14-4 record in 2013-14.
- Signed a four-year contract extension with Anaheim through the 2021-22 NHL season, Oct. 4, 2017.

# 42 DEFENSEMAN



## CAREER STATISTICS

### REGULAR SEASON

### PLAYOFFS

Season	Team	League	GP	G	A	Pts.	PIM	+/-	GP	G	A	Pts.	PIM
2009-10	Salmon Arm	BCHL	54	10	14	24	75	-	6	1	0	1	15
2010-11	Salmon Arm	BCHL	57	12	35	47	80	-	14	2	7	9	15
2011-12	Northeastern	Hockey East	33	0	4	4	48	+9	-	-	-	-	-
2012-13	Northeastern	Hockey East	33	3	4	7	45	-9	-	-	-	-	-
2013-14	Northeastern	Hockey East	33	3	7	10	65	+12	-	-	-	-	-
	Norfolk	AHL	9	1	0	1	26	+1	10	1	0	1	6
2014-15	Norfolk	AHL	36	3	9	12	47	-6	-	-	-	-	-
	ANAHEIM	NHL	28	0	3	3	31	+1	-	-	-	-	-
2015-16	ANAHEIM	NHL	71	5	10	15	74	+11	1	0	0	0	0
2016-17	ANAHEIM	NHL	82	5	12	17	82	+14	17	0	3	3	20
2017-18	ANAHEIM	NHL	80	7	30	37	62	+34	4	0	0	0	0
2018-19	ANAHEIM	NHL	74	3	13	16	62	-8	-	-	-	-	-
2019-20	ANAHEIM	NHL	50	1	8	9	37	-10	-	-	-	-	-
2020-21	ANAHEIM	NHL	23	1	6	7	30	-3	-	-	-	-	-
NHL Totals			408	22	82	104	378	+39	22	0	3	3	20

**NHL CAREER HAT TRICKS:** None

**NHL CAREER MULTIPLE-POINT GAMES:** 10 (0 multiple-goal, 7 multiple-assist)

**NHL CAREER OT GOALS:** 1, Mar. 28, 2021 @ STL; 3-2



## NHL CAREER HIGHS

**GOALS:** 1, 22 times (last: Jan. 16, 2020 @ NSH)

**ASSISTS:** 3, Jan. 2, 2018 @ VAN

**POINTS:** 3, Jan. 2, 2018 @ VAN (0-3=3)

**PIM:** 15, Jan. 6, 2016 vs. TOR

**TOI:** 27:56, Dec. 2, 2018 @ WSH

**SHOTS:** 7, Oct. 20, 2017 vs. MTL

**PLUS/MINUS:** +4, two times (last: Apr. 6, 2018 vs. DAL)

**GOAL STREAK:** Two games, two times (last: Nov. 27-28, 2018; 2-0=2)

**ASSIST STREAK:** Four games, Dec. 16-21, 2017 (0-5=5)

**POINT STREAK:** Four games, Dec. 16-21, 2017 (0-5=5)

**PENALTY SHOTS:** None

**MILESTONES WITHIN REACH:** 18 assists to 100 NHL assists



# SONNY MILANO



Twitter: @27SMiLano

Instagram: sonny\_milano



**SHOOTS**  
LEFT

**HEIGHT**  
6-0

**WEIGHT**  
204

**AGE** 25; turns 26 on May 12, 2022

**BORN** May 12, 1996; Massapequa, New York

**DRAFTED** By Columbus in the first round (16th overall) of the 2014 NHL Draft

## 2020-21:

- In his sixth professional season and first full campaign with Anaheim in 2020-21, was limited to six appearances due to injuries.
- Made his season debut, recording a season-high four shots, Jan. 18 vs. MIN.
- Skated in a season-best 16:26 TOI, Feb. 27 vs. VGK.
- Missed 15 games with an upper-body injury, Jan. 22-Feb. 22...missed the final 33 contests with an upper-body injury from Mar. 5-May 8.

## CAREER:

- In 2019-20 with Anaheim and Columbus, established career highs in scoring (7-16=23) and assists, and tied a career high in appearances (55, also 2017-18).
- Scored two goals (2-0=2), including his second career OT goal, in his Anaheim debut, Feb. 25. vs. EDM... became the 10th player in NHL history and the second Duck to score an OT goal in their first game with a franchise (also Jarrod Skalde, Dec. 12, 1993 vs. STL)...also became the fourth player in club history to score two goals in his Anaheim debut...his OT goal also marked his first career PPG.
- Established NHL career highs in goals (14) with Columbus in 2017-18 after recording 14-8=22 points in 55 games...among Blue Jackets rookies, ranked second in points, goals, assists and appearances...his 20.3 shooting percentage was the highest by a Columbus rookie in a single season and his 14 goals were fourth-most by a rookie in club history.
- Made his NHL debut with Columbus in 2015-16, Mar. 31, 2016 @ NYI...tallied his first point (assist), Apr. 2, 2016 @ CAR and scored his first career NHL goal (Thomas Greiss), Oct. 6, 2017 vs. NYI.
- In 2018-19, led Cleveland (AHL) in playoff scoring with 2-8=10 points in eight postseason games.
- Had 45-67=112 points and 72 PIM in 163 career AHL games with Cleveland (2016-19), Lake Erie (2015-16) and Springfield (2014-15)...won a Calder Cup championship with Lake Erie in 2016, scoring 4-4=8 points in 17 postseason games.
- Signed a two-year contract extension with Anaheim through the 2021-22 NHL season, July 28, 2020.
- Has represented Team USA at several international tournaments, including a bronze medal at the 2018



# 12 LEFT WING



World Championship, posting 1-1=2 points...also appeared in back-to-back World Junior Championships in 2015 and 2016 (bronze), combining for 3-9=12 points in 12 WJC games...helped Team USA to gold at the 2014 U-18 World Championship and bronze at the 2016 U-16 World Championship.

## CAREER STATISTICS

Season	Team	League	REGULAR SEASON							PLAYOFFS				
			GP	G	A	Pts.	PIM	+/-		GP	G	A	Pts.	PIM
2012-13	USNTDP	U-18	38	10	12	22	12	-27		-	-	-	-	-
	USNTDP	U-17	56	20	27	47	20	-		-	-	-	-	-
2013-14	USNTDP	U-18	25	14	25	39	21	+21		-	-	-	-	-
	USNTDP	U-17	58	29	57	86	23	-		-	-	-	-	-
2014-15	Plymouth	OHL	50	22	46	68	24	-17		-	-	-	-	-
	Springfield	AHL	10	0	5	5	0	-7		-	-	-	-	-
2015-16	Lake Erie	AHL	54	14	17	31	22	+12		17	4	4	8	4
	COLUMBUS	NHL	3	0	1	1	0	+1		-	-	-	-	-
2016-17	Cleveland	AHL	63	18	29	47	24	-5		-	-	-	-	-
	COLUMBUS	NHL	4	0	0	0	0	-3		1	0	0	0	0
2017-18	COLUMBUS	NHL	55	14	8	22	10	-8		3	0	0	0	0
	Cleveland	AHL	9	2	3	5	4	-4		-	-	-	-	-
2018-19	COLUMBUS	NHL	8	1	0	1	0	0		-	-	-	-	-
	Cleveland	AHL	27	11	13	24	22	-14		8	2	8	10	10
2019-20	COLUMBUS	NHL	46	5	13	18	22	-5		-	-	-	-	-
	ANAHEIM	NHL	9	2	3	5	4	-2		-	-	-	-	-
2020-21	ANAHEIM	NHL	6	0	0	0	0	0		-	-	-	-	-
NHL Totals			131	22	25	47	36	-17		4	0	0	0	0
Anaheim Totals			15	2	3	5	4	-2		-	-	-	-	-

**NHL CAREER HAT TRICKS:** None

**NHL CAREER MULTIPLE-POINT GAMES:** 4 (3 multiple-goal, 1 multiple-assist)

**NHL CAREER OT GOALS:** 2 (last: Feb. 25, 2020 vs. EDM; 4-3)



## NHL CAREER HIGHS

**GOALS:** 2, three times (last: Feb. 25, 2020 vs. EDM)

**ASSISTS:** 2, Oct. 26, 2019 w/ CBJ @ PHI

**POINTS:** 2, four times (last: Feb. 25, 2020 vs. EDM; 0-2=2)

**PIM:** 4, two times (last: Nov. 1, 2019 w/CBJ @ STL)

**TOI:** 20:12, Jan. 9, 2020 w/CBJ @ SJS

**SHOTS:** 6, Mar. 22, 2018 w/CBJ vs. FLA

**PLUS/MINUS:** +2, four times (last: Oct. 26, 2019 w/CBJ @ PHI)

**GOAL STREAK:** Three games, Oct. 6-10, 2017 (4-0=4)

**ASSIST STREAK:** Two games, three times (last: Jan. 4-6, 2020; 0-2=2)

**POINT STREAK:** Three games, two times (last: Jan. 2-6, 2020; 1-2=3)

**PENALTY SHOTS:** None

# RICKARD RAKELL



Twitter: @RickyRakell93

Instagram: rickardrakell

**SHOOTS**  
RIGHT

**HEIGHT**  
6-1

**WEIGHT**  
195

**AGE** 28; turns 29 on May 5, 2022

**BORN** May 5, 1993; Sundbyberg, Sweden

**DRAFTED** By Anaheim in the first round (30th overall) of the 2011 NHL Draft

## 2020-21:

- Appeared in his ninth NHL season with Anaheim, earning 9-19=28 and 12 PIM in 52 games...led Anaheim in assists (18) and shots (144), ranked second in scoring and third in goals...also led Ducks forwards in TOI/game (17:50).
- Became the first Ducks player since 2006-07 other than Ryan Getzlaf to lead the team leader in assists (14 seasons).
- Recorded consecutive three-point games Mar. 6 (1-2=3) and Mar. 8 (2-1=3), becoming the fourth Ducks player since 2009-10 to post consecutive games with three or more points...joined Troy Terry (Mar. 6-8, 2019; 1-5=6), Ondrej Kase (Dec. 9-12, 2018; 4-2=6) and Saku Koivu (twice, Jan. 8-12, 2012 and Mar. 31-Apr. 2, 2010)...was the eighth player in franchise history to record three points in consecutive games.
- His two goals Mar. 8 vs. LAK marked his lone multi-goal contest of the season...his first goal marked the 300th point of his career, becoming the seventh player in franchise history to reach the milestone...also tied a career high with a +3 rating, set six previous times (last: Mar. 8, 2020 vs. MIN).
- Had a career-tying six-game point streak from Feb. 27-Mar. 8 (5-7=12, +7), tying his personal best set on four previous occasions (last: Feb. 25-Mar. 9, 2018; 8-3=11).
- Twice recorded a season-high three-game assist streak, including Mar. 5-8 (3-4=7) and Feb. 9=15 (0-3=3).
- Missed four games with an upper-body injury, Mar. 29-Apr. 6.

## CAREER:

- Entered the 2021-22 season ranked tied for second among all-time franchise leaders in OT goals (6), fifth in GWG (26), seventh in goals (138) and points (311) and tied for eighth in PPG (28).
- Scored his first career hat trick Feb. 25, 2018 vs. EDM...was the second player since 1967-68 to tie a game with two goals in the last minute of regulation (19:39 and 19:53) to force overtime (Brad Stuart with SJ, Apr. 4, 2004)...was the only player since 1967-68 to score a hat trick with two-or-more goals in the final 30 seconds.
- Led the NHL with a career-high 10 GWG in 2016-17, becoming the first player under the age of 24 with 10 GWG since Steven Stamkos (age 22) in 2011-12...also became the fourth-youngest Duck to eclipse 30 goals in a season in 2016-17 (Kariya 21 years 3 months, Ryan 23 years 0 months and Perry 23 years 10 months).
- Won gold with Sweden at the 2018 World Championship, ranking tied for fourth among tournament leaders in scoring (6-8=14) and goals...represented Sweden at the 2021 World Championship, three consecutive World Junior Championships, winning gold in 2012 and silver in 2013...was also named to Team Sweden's roster for the 2016 World Cup of Hockey but was unable to participate due to injury.
- Signed a six-year contract with Anaheim through the 2021-22 NHL season, Oct. 14, 2016.

# 67 LEFT WING



## CAREER STATISTICS

			REGULAR SEASON							PLAYOFFS				
Season	Team	League	GP	G	A	Pts.	PIM	+/-		GP	G	A	Pts.	PIM
2010-11	Plymouth	OHL	49	20	25	45	12	+14		1	0	0	0	0
2011-12	Plymouth	OHL	60	28	34	62	12	+9		13	2	10	12	0
2012-13	Plymouth	OHL	40	21	23	44	12	+19		15	6	9	15	10
	ANAHEIM	NHL	4	0	0	0	0	-2		-	-	-	-	-
2013-14	Norfolk	AHL	46	14	23	37	12	+7		1	0	1	1	0
	ANAHEIM	NHL	18	0	4	2	2	-3		4	1	1	2	0
2014-15	ANAHEIM	NHL	71	9	22	31	10	+6		16	1	0	1	2
	Norfolk	AHL	2	1	3	4	0	+3		-	-	-	-	-
2015-16	ANAHEIM	NHL	72	20	23	43	19	-1		7	1	1	2	0
2016-17	ANAHEIM	NHL	71	33	18	51	12	+10		15	7	6	13	0
2017-18	ANAHEIM	NHL	77	34	35	69	14	+6		4	1	0	1	0
2018-19	ANAHEIM	NHL	69	18	25	43	27	-13		-	-	-	-	-
2019-20	ANAHEIM	NHL	65	15	27	42	12	-5		-	-	-	-	-
2020-21	ANAHEIM	NHL	52	9	19	28	12	-14		-	-	-	-	-
NHL Totals			499	138	173	311	108	-16		46	11	8	19	2

**NHL CAREER HAT TRICKS:** 2 (last: Mar. 30, 2019 @ EDM)

**NHL CAREER MULTIPLE-POINT GAMES:** 70 (15 multiple-goal, 20 multiple-assist)

**NHL CAREER OT GOALS:** 6 (last: Mar. 4, 2020 @ COL)



## NHL CAREER HIGHS

**GOALS:** 3, two times (last: Mar. 30, 2019 @ EDM)

**ASSISTS:** 3, three times (last: Mar. 8, 2020 vs. MIN)

**POINTS:** 4, Jan. 11, 2015 vs. WPG (2-2=4)

**PIM:** 15, Feb. 27, 2019 vs. CHI

**TOI:** 25:34, Oct. 15, 2017 vs. BUF

**SHOTS:** 9, Feb. 25, 2018 vs. EDM

**PLUS/MINUS:** +3, seven times (last: Mar. 8, 2021 vs. LAK)

**GOAL STREAK:** Six games, Dec. 21, 2017-Jan. 2, 2018 (7-3=10)

**ASSIST STREAK:** Four games, three times (last: Jan. 30-Feb. 5, 2018; 3-5=8)

**POINT STREAK:** Six games, five times (last: Feb. 27-Mar. 8, 2021 (5-7=12)

**PENALTY SHOTS:** None

**MILESTONES WITHIN REACH:** 1 appearance to 500 NHL games, 27 assists to 200 NHL assists



# KEVIN SHATTENKIRK



Twitter: @shattdeuces

Instagram: shattdeuces

**SHOOTS**  
RIGHT

**HEIGHT**  
6-0

**WEIGHT**  
212

**AGE** 32; turns 33 on January 29, 2022

**BORN** January 29, 1989; New Rochelle, New York

**ACQUIRED** Signed as a free agent, Oct. 9, 2020

**DRAFTED** By Colorado in the first round (14th overall) of the 2007 NHL Draft

## 2020-21:

- Appeared in his 11th NHL season, his first with Anaheim...tallied 2-13=15 points and 28 PIM in 55 games.
- Led the Ducks in PPP (5), co-led in PPA (4), ranked tied for second among team leaders in games played, and was third in shots (93), blocked shots (58) and TOI/game (21:12)...among club defensemen, ranked second in scoring and assists and was tied for third in goals.
- Had a season-high three-game point streak from Mar. 6-10 (2-3=5), including consecutive multi-point games and each of his two goals, Mar. 6 @ COL (1-1=2) and Mar. 8 vs. LAK (1-1=2)
- Scored his first goal as a Duck (PPG), Mar. 6 @ COL.
- Appeared in his 700th career NHL game, Feb. 27 vs. VGK.
- Recorded his first multi-point game as a Duck with two assists (0-2=2), Feb. 9 @ VGK.
- Recorded his first point (assist) as a Duck in a career-high 29:08 TOI, Jan. 18 vs. MIN...surpassed his prior mark of 28:53 set Jan. 15, 2015 vs. DET.
- Missed one game, the season finale, due to a knee injury, May 8 @ MIN.

## CAREER:

- Among defensemen selected in the 2007 NHL Draft, ranks second in scoring, goals, assists, power-play goals (40) power-play points (177) overtime goals (3) and games played (734).
- Won a Stanley Cup championship with Tampa Bay in 2020, scoring 3-10=13 points with a +8 rating in 25 playoff games...ranked seventh in scoring and assists, and tied for seventh in goals among defensemen in the postseason.
- Became one of five defensemen in the last 20 years (2000-2020) to score an overtime GWG in the Stanley Cup Final, including Ruslan Salei (2003), Brent Seabrook (2013), Alec Martinez (2014) and Carl Gunnarsson (2019)...scored the GWG 6:34 into OT of Game 4, Sept. 25 @ DAL.
- Established career bests in points (56), assists (43), PPG (8) and PPP (27) in 2016-17...was one of four defensemen to record 10 goals and 40 assists, ranking fourth among NHL defensemen in points, tied for fifth in assists and tied for ninth in goals... set a career high with 14 goals in 2015-16.
- Led NHL defensemen in assists per game (.64) and represented the Blues at the NHL All-Star Game in 2014-15.
- Led NHL rookies in assists (34) and was tied for sixth in scoring (43) in 2010-11 with Colorado and St. Louis.
- Made his NHL debut with the Avalanche, Nov. 4, 2010 vs. VAN...scored his first NHL goal Nov. 17, 2010 vs. JSJ (Antero Nittymaki).



# 22 DEFENSEMAN



- Led Boston University to an NCAA championship in 2009 and was named an NCAA Second Team All-American...had 18-60=78 points with a +31 rating in 121 games with the Terriers (2007-10).
- Has represented Team USA at several international tournaments, including the 2014 Winter Olympic Games, earning 0-3=3 points in seven tournament games...also appeared at the 2011 World Championship, 2009 World Junior Championship (recorded the most assists by a defenseman: 8), and 2007 U-18 World Championships (silver).
- Signed a three-year contract with Anaheim through the 2022-23 NHL season, Oct. 9, 2020.

## CAREER STATISTICS

CAREER STATISTICS			REGULAR SEASON						PLAYOFFS				
Season	Team	League	GP	G	A	Pts.	PIM	+/-	GP	G	A	Pts.	PIM
2007-08	Boston Univ.	Hockey East	40	4	17	21	38	+5	-	-	-	-	-
2008-09	Boston Univ.	Hockey East	43	7	21	28	40	+28	-	-	-	-	-
2009-10	Boston Univ.	Hockey East	38	7	22	29	38	-2	-	-	-	-	-
2010-11	Lake Erie	AHL	3	0	2	2	0	0	-	-	-	-	-
	COLORADO	NHL	46	7	19	26	20	-11	-	-	-	-	-
	ST. LOUIS	NHL	26	2	15	17	16	+7	-	-	-	-	-
	Lake Erie	AHL	10	0	0	0	10	0	-	-	-	-	-
2011-12	ST. LOUIS	NHL	81	9	34	43	60	+20	9	1	1	2	6
2012-13	TPS	Finland	12	2	4	6	22	+8	-	-	-	-	-
	ST. LOUIS	NHL	48	5	18	23	20	+2	6	0	2	2	6
	ST. LOUIS	NHL	81	10	35	45	38	+1	6	1	4	5	2
2013-14	United States	Olympics	6	0	3	3	0	+3	-	-	-	-	-
2014-15	ST. LOUIS	NHL	56	8	36	44	52	+19	6	0	8	8	2
2015-16	ST. LOUIS	NHL	72	14	30	4	51	-14	20	2	9	11	19
2016-17	ST. LOUIS	NHL	61	11	31	42	37	-11	-	-	-	-	-
	WASHINGTON	NHL	19	2	12	14	10	+4	13	1	5	6	6
2017-18	NY RANGERS	NHL	46	5	18	23	44	-14	-	-	-	-	-
2018-19	NY RANGERS	NHL	73	2	26	28	20	-15	-	-	-	-	-
2019-20	TAMPA BAY	NHL	70	8	26	34	38	+22	25	3	10	13	6
2020-21	ANAHEIM	NHL	55	2	13	15	28	-8	-	-	-	-	-
NHL Totals			734	85	313	398	434	+2	85	8	39	47	47

**NHL CAREER HAT TRICKS:** None

**NHL CAREER MULTIPLE-POINT GAMES:** 75 (4 multiple-goal, 55 multiple-assist)

**NHL CAREER OT GOALS:** 3 (last: Nov. 4, 2017 w/ NYR @ FLA; 5-4)



## NHL CAREER HIGHS

**GOALS:** 2, four times (last: Nov. 4, 2017 w/ STL @ FLA)

**ASSISTS:** 3, five times (last: Feb. 16, 2017 w/ STL vs. VAN)

**POINTS:** 4, two times (last: Dec. 1, 2016 w/ STL vs. TB)

**PIM:** 15, Nov. 29, 2014 w/ STL @ MIN

**TOI:** 29:08, Jan. 18, 2021 vs. MIN

**SHOTS:** 8, four times (last: Mar. 12, 2016 w/ STL @ DAL)

**PLUS/MINUS:** +4, five times (last: Jan. 17, 2020 w/ TB @ WPG)

**GOAL STREAK:** Two games, 11 times (last: Mar. 6-8, 2021; 2-2=4)

**ASSIST STREAK:** Seven games, Oct. 25-Nov. 7, 2013 (0-8=8)

**POINT STREAK:** Nine games, Nov 17-Dec. 4, 2010 (4-9=13)

**PENALTY SHOTS:** None

**MILESTONES WITHIN REACH:** 2 points to 400 NHL points, 66 appearances to 800 career games

# JAKOB SILFVERBERG



🐼 @jsilfverberg33



SHOOTS	HEIGHT	WEIGHT
RIGHT	6-1	207
AGE	30; turns 31 on October 13, 2021	
BORN	October 13, 1990; Gavle, Sweden	
ACQUIRED	From Ottawa with Stefan Noesen and a first-round selection in the 2014 NHL Draft in exchange for Bobby Ryan, July 5, 2013	
DRAFTED	By Ottawa in the second round (39th overall) of the 2009 NHL Draft	

## 2020-21:

- Appeared in his ninth NHL season, his eighth with Anaheim...collected 8-8=16 points and 18 PIM in 47 games, co-leading the Ducks in SHG (1) and ranking fourth in goals.
- Missed the final nine games following surgery for femoroacetabular impingement (FAI) and to repair a torn labrum in his right hip, Apr. 22...appeared in all 47 games prior to undergoing surgery.
- Appeared in his 600th career NHL game, Apr. 11 vs. COL.
- Scored his 10th career SHG goal in a 6-5 shootout victory to pass Samuel Pahlsson (9) for third on the franchise's all-time SHG list, Mar. 8 vs. LAK...his SHG also tied Steve Rucchin (15) for third on the club's all-time SHP list.
- Recorded his 300th career NHL point (goal), Mar. 5 @ COL.
- Scored his first goal of the campaign, Jan. 24 vs. COL...earned his first point (assist) of the season, Jan. 20 vs. MIN.

## CAREER:

- Entered the 2021-22 campaign ranked third among all-time franchise leaders in SHG (10), tied for third in SHP (15), fifth in shots (1,346), tied for seventh in GWG (17), eighth in goals (128), ninth in points (272) and 10th in assists (144).
- Scored two goals in 35 seconds during the third period Nov. 9, 2017 vs. VAN, marking the second-fastest goals by a single player in franchise history.
- Established career highs in points (49) and tied a career best in assists (26) in 2016-17...set a career high in goals (24) in 2018-19.
- Has recorded 20 goals in four of his last six seasons, including his first career 20-goal campaign (20-19=39) in 2015-16.
- Earned his first career hat trick, first four-point game (3-1=4) and first +4 rating in a 7-1 win, Mar. 14, 2016 vs. NJD.
- Led the league with nine shootout goals (9-for-13) and in shootout percentage (69.2%, min. five attempts) in 2014-15... only four players had scored more than nine shootout goals in a single season since 2005-06.
- Signed a five-year contract with Anaheim through the 2023-24 NHL season, Mar. 2, 2019.

# 33 RIGHT WING



- Has represented Sweden on the international stage on seven occasions, winning medals at the 2014 Olympic Winter Games (silver), 2011 World Championship (silver) and 2010 World Junior Championship (bronze)... also played for Sweden at the 2016 World Cup of Hockey.

## CAREER STATISTICS

Season	Team	League	REGULAR SEASON							PLAYOFFS				
			GP	G	A	Pts.	PIM	+/-		GP	G	A	Pts.	PIM
2005-06	Brynäs U-18	Sweden U-18	8	0	0	0	0	-		-	-	-	-	-
2006-07	Brynäs U-18	Sweden U-18	14	3	8	11	6	-		3	0	0	0	0
	Brynäs Jr.	Sweden Jr.	6	1	3	4	0	-		-	-	-	-	-
2007-08	Brynäs U-18	Sweden U-18	5	5	3	8	2	-		5	3	4	7	2
	Brynäs Jr.	Sweden Jr.	30	8	12	20	8	-		7	3	0	3	2
2008-09	Brynäs Jr.	Sweden Jr.	30	14	24	38	6	-		-	-	-	-	-
	Brynäs	Sweden	16	3	1	4	2	-		4	0	0	0	2
2009-10	Brynäs	Sweden	48	8	8	16	4	-		5	1	1	2	2
2010-11	Brynäs	Sweden	53	18	16	34	16	-		5	0	4	4	2
2011-12	Brynäs	Sweden	49	24	30	54	10	-		16	13	7	20	4
	OTTAWA	NHL	-	-	-	-	-	-		2	0	0	0	2
2012-13	Binghamton	AHL	34	13	16	29	2	+4		-	-	-	-	-
	OTTAWA	NHL	48	10	9	19	12	+9		10	2	2	4	2
2013-14	ANAHEIM	NHL	52	10	13	23	12	+2		13	2	0	2	4
	Sweden	Olympics	6	0	1	1	2	+1		-	-	-	-	-
2014-15	ANAHEIM	NHL	81	13	26	39	24	+15		16	4	14	18	16
2015-16	ANAHEIM	NHL	82	20	19	39	32	+8		7	0	5	5	6
2016-17	ANAHEIM	NHL	79	23	26	49	20	+10		17	9	5	14	6
2017-18	ANAHEIM	NHL	77	17	23	40	18	+6		4	1	1	2	2
2018-19	ANAHEIM	NHL	73	24	19	43	28	-9		-	-	-	-	-
2019-20	ANAHEIM	NHL	66	21	18	39	14	0		-	-	-	-	-
2020-21	ANAHEIM	NHL	47	8	8	16	18	-17		-	-	-	-	-
NHL Totals			605	146	161	307	178	+24		69	18	27	45	38
Anaheim Totals			557	136	152	288	166	+15		57	16	25	41	34

**NHL CAREER HAT TRICKS:** 1, Mar. 14, 2016 vs. NJD

**NHL CAREER MULTIPLE-POINT GAMES:** 52 (15 multiple-goal, 17 multiple-assist)

**NHL CAREER OT GOALS:** 2, (last: Mar. 22, 2019 vs. SJS)



## NHL CAREER HIGHS

**GOALS:** 3, Mar. 14, 2016 vs. NJD

**ASSISTS:** 3, two times (last: Oct. 3, 2018 @ SJS)

**POINTS:** 4, two times (last: Nov. 10, 2016 @ CAR; 2-2=4)

**PIM:** 4, six times (last: Dec. 27, 2018 @ SJS)

**TOI:** 23:55, Mar. 9, 2017 @ CHI

**SHOTS:** 9, two times (last: Mar. 24, 2017 vs. WPG)

**PLUS/MINUS:** +4, three times (last: Oct. 16, 2020 vs. BUF)

**GOAL STREAK:** Four games, Dec. 5-12, 2018 (4-0=4)

**ASSIST STREAK:** Four games, two times (last: Mar. 3-8, 2019; 2-4=6)


**POINT STREAK:** Seven games, Mar. 3-14, 2019 (5-4=9)

**PENALTY SHOTS:** None

**MILESTONES WITHIN REACH:** 12 points to 300 points as a Duck, 43 appearances to 600 games as a Duck



# SAM STEEL



🐼 @sstee23

📷 samsteel\_23

<b>SHOOTS</b>	<b>HEIGHT</b>	<b>WEIGHT</b>
LEFT	5-11	184
<b>AGE</b>	23; turns 24 on February 3, 2022	
<b>BORN</b>	February 3, 1998; Ardrossan, Alberta	
<b>DRAFTED</b>	By Anaheim in the first round (30th overall) of the 2016 NHL Draft	

## 2020-21:

- Appeared in his third NHL season with Anaheim, earning 6-6=12 points and eight PIM in 42 games while tying his career high in goals (also 2019-20 and 2018-19).
- Among players 23-and-younger, co-led the NHL in FOW% (52.8) along with Carolina's Sebastian Aho (also 52.8%)...also ranked fourth among NHL leaders in PP FOW% (67.6, min. 30 attempts).
- Led Anaheim in PP FOW% (67.6, 25-of-37) and ranked second among Ducks leaders in FOW% (52.8).
- Marked his second career goal streak with goals in back-to-back games Feb. 15-18 (2-0=2).
- Registered a career-high five shots, Mar. 26 @ STL, surpassing his prior best of four Nov. 18, 2019 @ WSH...skated in a season-high 21:07 Feb. 24 @ ARI.
- Appeared in his 100th career NHL game, Feb. 6 vs. SJS.
- Began the season with a assists in back-to-back games, Jan. 14-16 (0-2=2)...matched his season high of assists in consecutive games Feb. 24-27, 2021 (0-2=2).
- Missed seven games with a lower-body injury from Mar. 29-Apr. 12.

## CAREER:

- Appeared in his second NHL season with Anaheim, earning 6-16=22 points with 20 PIM in 65 games.
- In 2019-20 with Anaheim, established career highs in points, assists, games and PIM...led Ducks rookies in goals, assists, points, PPP (1-7=8) and appearances (65)...paced NHL rookies in FOW (369), FOW% (50.3%, min. 400 FO) and FO (734)...ranked tied for ninth among league freshmen in games and tied for 10th in PPP (1-7=8).
- Scored his first career OT goal and GWG to lead the Ducks to a 2-1 victory, Jan. 17 @ CAR...was one of only seven rookies to score an OT goal in 2019-20, joining players such as Kaapo Kakko, Jack Hughes and Quinn Hughes.
- Scored his first career NHL goal (Carter Hutton) Oct. 21, 2018 vs. BUF and recorded his first career NHL point (assist) Oct. 13, 2018 @ DAL...made his NHL debut in Anaheim's season-opening 5-2 win Oct. 3, 2018 @ SJS.
- Became the youngest Ducks player (21 years, 51 days) to record a hat trick Mar. 26, 2019 @ VAN...Bobby Ryan held the previous mark (21 years, 297 days) as the only other Ducks rookie to record a hat trick...the hat trick came in his 18th NHL game, the fastest in Ducks history from the start of a career.





- Scored 20-21=41 points in 53 games with San Diego (AHL) in 2018-19...led Gulls rookies in goals, co-led in scoring, and ranked second in assists...his 20 goals set a San Diego rookie record...also had 6-7=13 points in 16 playoff games en route to the Western Conference Finals.
- Was named the 2018 Memorial Cup MVP after leading all skaters in points (2-11=13) and assists in five games...his five assists (all primary) May 23, 2018 vs. Swift Current tied a Memorial Cup record for assists in a single game, held by Jonathan Drouin (Halifax- May 26, 2013) and Dan Hodgson (Prince Albert - May 14, 1985).
- Was named 2017 WHL Player of the Year and won the Bob Clarke Trophy as the WHL's top scorer after earning 50-81=131 points with a +49 rating in 66 games with Regina in 2016-17...led all CHL players with 131 points, the most in the CHL by a player age 19-or-younger since Patrick Kane (145, London) and John Tavares (134, Oshawa) in 2006-07...also recorded the highest points per game (1.98) of any WHL player age 19-or-under since Jarome Iginla (2.16) of Kamloops in 1995-96.
- Helped lead Canada to gold at the 2018 World Junior Championship (4-5=9 points in seven games) and 2015 Ivan Hlinka Memorial (1-2=3 points in four games).
- Signed a one-year contract through the 2021-22 NHL season, Aug. 6, 2021...originally signed a three-year entry-level contract with Anaheim, Dec. 20, 2016.

## CAREER STATISTICS

			REGULAR SEASON							PLAYOFFS				
Season	Team	League	GP	G	A	Pts.	PIM	+/-		GP	G	A	Pts.	PIM
2013-14	Regina	WHL	5	0	0	0	0	0		2	0	0	0	0
2014-15	Regina	WHL	61	17	37	54	16	+10		-	-	-	-	-
2015-16	Regina	WHL	72	23	47	70	24	-8		12	6	10	16	4
2016-17	Regina	WHL	66	50	81	131	40	+49		23	11	19	30	8
2017-18	Regina	WHL	54	33	50	83	18	+27		7	1	10	11	2
2018-19	ANAHEIM	NHL	22	6	5	11	8	+2		-	-	-	-	-
	San Diego	AHL	53	20	21	41	24	-3		16	6	7	13	8
2019-20	ANAHEIM	NHL	65	6	16	22	20	-13		-	-	-	-	-
2020-21	ANAHEIM	NHL	42	6	6	12	8	-7		-	-	-	-	-
<b>NHL Totals</b>			<b>129</b>	<b>18</b>	<b>27</b>	<b>45</b>	<b>36</b>	<b>-18</b>		<b>-</b>	<b>-</b>	<b>-</b>	<b>-</b>	<b>-</b>
<b>AHL Totals</b>			<b>53</b>	<b>20</b>	<b>21</b>	<b>41</b>	<b>24</b>	<b>-3</b>		<b>16</b>	<b>6</b>	<b>7</b>	<b>13</b>	<b>8</b>

**NHL CAREER HAT TRICKS:** 1, Mar. 26, 2019 @ VAN

**NHL CAREER MULTIPLE-POINT GAMES:** 2 (1 multiple-goal, 1 multiple-assist)

**NHL CAREER OT GOALS:** 1, Jan. 17, 2020 @ CAR; 2-1



## NHL CAREER HIGHS

**GOALS:** 3, Mar. 26, 2019 @ VAN

**ASSISTS:** 2, Nov. 3, 2019 vs. CHI

**POINTS:** 3, Mar. 26, 2019 @ VAN (3-0=3)

**PIM:** 4, Feb. 4, 2020 @ OTT

**TOI:** 21:47, Dec. 29, 2019 vs. PHI

**SHOTS:** 5, Mar. 26, 2021 vs. STL

**PLUS/MINUS:** +3, Mar. 26, 2019 @ VAN

**GOAL STREAK:** Two games, two times (last: Feb. 15-18, 2021; 2-0=2)

**ASSIST STREAK:** Three games, Nov. 3-10, 2019 (0-4=4)

**POINT STREAK:** Three games, three times (last: Nov. 3-10, 2019; 0-4=4)

**PENALTY SHOTS:** 1-for-1, Mar. 26, 2019 @ VAN (successful vs. Jacob Markstrom)

**MILESTONES WITHIN REACH:** 71 appearances to 200 NHL games

# ANTHONY STOLARZ



**SHOOTS**  
LEFT

**HEIGHT**  
6-6

**WEIGHT**  
243

**AGE** 27; Turns 28 on January 20, 2022

**BORN** January 20, 1994; Jackson, New Jersey

**ACQUIRED** Signed as a free agent, July 3, 2019

**DRAFTED** By Philadelphia in the second round (45th overall) of the 2012 NHL Draft

## 2020-21:

- In his fourth NHL season and second with Anaheim, posted a 4-3-0 record with one shutout, and a team-leading 2.20 GAA and .926 SV%...tied career highs in wins and shutouts.
- Ranked tied for eighth in SV% (.926) among qualified NHL goaltenders.
- Finished the season 3-2-0 his last five starts with one shutout, a 1.78 GAA and .938 SV%.
- Stopped all 46 shots (career high) in his first shutout as a Duck, Apr. 12 @ SJS...his 46 saves marked the most saves in a shutout in Ducks history, surpassing Jonas Hiller (45, Dec. 20, 2010 @ BOS) & Dominic Roussel (45, Dec. 22, 1998 @ COL).
- Won his first game as a Duck, stopping all 38-of-40 shots in a 3-2 OT win, Mar. 28 @ STL...recorded the primary assist on Josh Manson's OT goal, becoming the sixth goaltender (first Duck) in NHL history to record the primary assist on an OT goal (last: Eddie Lack Dec. 12, 2015 w/CAR @ ARI).
- Posted a career-high 120:48 shutout streak from Apr. 2-14 (spanning three games), surpassing his prior mark of 96:39, Dec. 15, 2018-Feb. 7, 2019.
- Went 3-0-0 with a 2.93 GAA and .920 SV% with San Diego (AHL).

## CAREER:

- Made his Anaheim Ducks debut in 2019-20, stopping 33-of-35 shots, Mar. 11, 2020 vs. St. Louis.
- Has gone 10-10-4 with three shutouts, a 2.99 GAA and .914 SV% in 34 career NHL games with Anaheim, Edmonton and Philadelphia (2016-20).
- In 2019-20 with San Diego (AHL), went 21-12-6 with a 2.66 GAA and .922 SV% in 39 appearances...set new career bests in goals-against average and save percentage, and tied a career high in wins...led AHL goaltenders in assists (4) and saves (1,211), ranked tied for third in wins, fourth in minutes (2,321), fifth in games played and sixth in SV%.
- Owns a 74-53-19 record with three shutouts, a 2.86 GAA and .913 SV% in 155 career AHL games with San Diego and Lehigh Valley.
- Has appeared in two AHL All-Star Classics, including 2019-20 (Ontario, Calif.) and 2015-16 (Syracuse, N.Y.).
- Guided London of the Ontario Hockey League (OHL) to an OHL Championship in 2012-13 and back-to-back Memorial Cup appearances in 2012-13 and 2013-14.

# 41 GOALTENDER



- Represented Team USA at the 2021 World Championship, appearing in one game...left the tournament due to a lower-body injury suffered after stopping each of his two shots faced.
- Signed a two-year contract extension through the 2022-23 NHL season, Jan. 7, 2021...originally signed a two-year contract with Anaheim, July 3, 2019.

## CAREER STATISTICS

Season	Team	League	GP	MIN	GA	SO	REGULAR SEASON				PLAYOFFS					
							GAA	W-L-T	SV%		GP	MIN	GA	SO	GAA	W-L
2012-13	Nebraska-Omaha	NCHC	8	421	18	1	2.56	2-5-0	.898		-	-	-	-	-	-
	London	OHL	20	1153	44	1	2.29	13-3-2	.920		18	1115	47	1	2.53	13-5
2013-14	Lotndon	OHL	35	1927	81	4	2.52	25-5-2	.926		3	180	6	0	2.00	3-0
2014-15	Lehigh Valley	AHL	31	1592	87	2	3.28	9-13-4	.905		-	-	-	-	-	-
2015-16	Lehigh Valley	AHL	47	2726	118	0	2.60	21-18-7	.916		-	-	-	-	-	-
2016-17	Lehigh Valley	AHL	29	1645	80	1	2.92	18-9-0	.911		-	-	-	-	-	-
	PHILADELPHIA	NHL	7	376	13	1	2.07	2-1-1	.928		-	-	-	-	-	-
2017-18	Lehigh Valley	AHL	1	59	6	0	6.08	0-1-0	.829		-	-	-	-	-	-
	Reading	ECHL	3	179	9	0	3.02	1-1-1	.902		-	-	-	-	-	-
2018-19	Lehigh Valley	AHL	5	268	16	0	3.58	2-0-2	.901		-	-	-	-	-	-
	PHILADELPHIA	NHL	12	630	35	1	3.33	3-0-3	.902		-	-	-	-	-	-
	EDMONTON	NHL	6	239	15	0	3.77	0-2-0	.897		-	-	-	-	-	-
2019-20	San Diego	AHL	39	2321	103	0	2.66	21-12-6	.922		-	-	-	-	-	-
	ANAHEIM	NHL	1	59	2	0	2.04	0-1-0	.944		-	-	-	-	-	-
2020-21	San Diego	AHL	3	184	9	0	2.93	3-0-0	.920		-	-	-	-	-	-
	ANAHEIM	NHL	8	465	17	1	2.20	4-3-0	.926		-	-	-	-	-	-
NHL Totals			34	1768	82	3	2.78	10-10-4	.914		-	-	-	-	-	-
AHL Totals			155	8795	419	3	2.86	74-53-19	.913							
Anaheim Totals			9	523	19	1	2.18	4-4-0	.929		-	-	-	-	-	-

## NHL CAREER HIGHS

**SAVES:** 46, Apr. 12, 2021 @ SJS

**SHOTS FACED:** 46, Apr. 12, 2021 @ SJS

**GOALS AGAINST:** 6, Dec. 12, 2018 w/PHI @ CGY

**WINNING STREAK:** Two games, two times (last: Apr. 12-14, 2021)

**REGULATION LOSING STREAK:** Two games, two times (last: Apr. 20-26, 2021)

**SHUTOUT SEQUENCE:** 120:48, Apr. 2-14, 2021 (spanning three games)

**CONSECUTIVE GAMES PLAYED::** Six games, Dec. 6-15, 2018

**CONSECUTIVE STARTS:** Six games, Dec. 6-15, 2018

**PENALTY SHOTS:** None

**CAREER SHOOTOUT STATISTICS:** 1-2 (7-for-12, .583)





# TROY TERRY



Twitter: @troyterry1997

Instagram: tterry19



<b>SHOOTS</b> RIGHT	<b>HEIGHT</b> 6-0	<b>WEIGHT</b> 185
<b>AGE</b>	24; turns 25 on September 10, 2021	
<b>BORN</b>	September 10, 1997; Denver, Colorado	
<b>ACQUIRED</b>	By Anaheim in the fifth round (148th overall) of the 2015 NHL Draft	

## 2020-21:

- Appeared in his third NHL season with Anaheim, recording 7-13=20 points and 18 PIM in 48 games...among team leaders, ranked tied for fourth in assists and fifth in scoring.
- Established new career highs in points, goals, assist, games played and TOI/game (14:42).
- Registered a career-high four-game point streak Mar. 16-22 (2-3=5, +4), surpassing his previous high of three set twice (last: Oct. 27-Nov. 1, 2019; 1-2=3)...also recorded assists in a career-best three straight games, Mar. 16-20, 2021 (1-3=4).
- Set a new career high with his fifth goal as part of a multi-point effort, Mar. 16 @ COL (1-1=2).
- Recorded his first multi-goal game (2-0=2) on a season-high seven shots, Mar. 6 @ COL.
- Appeared in his 100th career NHL game, Mar. 5 @ COL.
- Skated in a career-best 21:36, Mar. 29 @ COL, surpassing his previous high of 20:17 set Feb. 7, 2020 @ TOR.
- Missed two games due to a lower-body injury, Mar. 10-12.

## CAREER:

- Played 32 games in his rookie season with Anaheim in 2018-19, recording 4-9=13 points with a team-leading +8 rating.
- Made his NHL debut with the Ducks, Mar. 27, 2018 @ VAN...scored his first NHL goal as part of a two-point game (1-1=2), his first NHL points, Jan. 19, 2019 @ NJD.
- Became the first Anaheim rookie in club history to record back-to-back three-point games Mar. 6-8, 2019 (1-5=6) and the first NHL rookie to do so since Mathew Barzal of the NY Islanders from Jan. 13-15, 2018 (3-5=8).
- Has scored 23-34=57 points with a +15 rating in 55 AHL games with San Diego...leads the Gulls in all-time points per game (1.03) and goals per game (.42)...set a Gulls club record 11-game point streak to begin his AHL career from Oct. 19-Nov. 23, 2018 (7-9=16).
- Scored 45-70=115 points with a +56 rating in 115 games in three seasons at Denver University (2015-18)...helped lead Denver to the 2017 NCAA National Championship and back-to-back NCHC Conference Championship in 2017 and 2018...was named to the NCAA First All-American Team in 2017-18 and the All-Frozen Four Team in 2016-17.



# 19 RIGHT WING



- Represented Team USA at the 2018 Winter Olympic Games, recording five assists (0-5=5) in five games... ranked fifth among Olympic skaters in assists and second on Team USA in scoring.
- Helped lead Team USA to gold at the 2017 World Junior Championship...went 4-for-4 in shootouts with game-deciding goals against Canada (Final) and Russia (Semifinals)...won gold with Team USA at the 2015 U-18 World Championship and won bronze at the 2014 U-18 Ivan Hlinka Memorial Cup.
- Signed a three-year contract extension with Anaheim through the 2022-23 NHL season, July 14, 2020.

## CAREER STATISTICS

REGULAR SEASON										PLAYOFFS				
Season	Team	League	GP	G	A	Pts.	PIM	+/-		GP	G	A	Pts.	PIM
2013-14	Indiana	USHL	1	0	0	0	0	0		-	-	-	-	-
2014-15	USNTDP	U-18	66	19	25	44	8	-		-	-	-	-	-
2015-16	Denver	NCHC	41	9	13	22	8	+4		-	-	-	-	-
2016-17	Denver	NCHC	35	22	23	45	22	+31		-	-	-	-	-
2017-18	Denver	NCHC	39	14	34	48	6	+21		-	-	-	-	-
	USA	Olympics	5	0	5	5	4	+2		-	-	-	-	-
	ANAHEIM	NHL	2	0	0	0	0	0		-	-	-	-	-
2018-19	ANAHEIM	NHL	32	4	9	13	2	+8		-	-	-	-	-
	San Diego	AHL	41	16	25	41	4	+1		-	-	-	-	-
2019-20	ANAHEIM	NHL	47	4	11	15	6	-5		-	-	-	-	-
	San Diego	AHL	14	7	9	16	6	+14		-	-	-	-	-
2020-21	ANAHEIM	NHL	48	7	13	20	18	-1		-	-	-	-	-
NHL Totals			129	15	33	48	26	+2		-	-	-	-	-
AHL Totals			55	23	34	47	10	+15		-	-	-	-	-

**NHL CAREER HAT TRICKS:** None

**NHL CAREER MULTIPLE-POINT GAMES:** 8 (1 multiple-goal, 3 multiple-assist)

**NHL CAREER OT GOALS:** None



## NHL CAREER HIGHS

**GOALS:** 2, Mar. 6, 2021 @ COL

**ASSISTS:** 3, Mar. 6, 2019 vs. STL

**POINTS:** 3, two times (last: Mar. 8, 2019 vs. MTL; 1-2=3)

**PIM:** 4, May 8, 2021 @ MIN

**TOI:** 21:36, Mar. 29, 2021 @ COL

**SHOTS:** 9, Feb. 13, 2020 vs. CGY

**PLUS/MINUS:** +4, Mar. 8, 2019 vs. MTL

**GOAL STREAK:** None

**ASSIST STREAK:** Three games, Mar. 16-20, 2021 (1-3=4)

**POINT STREAK:** Four games, Mar. 16-22, 2021 (2-3=5)

**PENALTY SHOTS:** 0-for-2, (last: Feb. 9, 2020 @ BUF; unsuccessful vs. Jonas Johansson)

**MILESTONES WITHIN REACH:** 71 games to 200 NHL games

# ALEXANDER VOLKOV



@ a.volkov92



SHOOTS LEFT	HEIGHT 6-1	WEIGHT 193
AGE	24; turns 25 on August 2, 2022	
BORN	August 2, 1997; Moscow, Russia	
ACQUIRED	From Tampa Bay for Antoine Morand and a conditional seventh-round selection in the 2023 NHL Draft, Mar. 24, 2021	
DRAFTED	By Tampa Bay in the second round (48th overall) of the 2017 NHL Draft	

## 2020-21:

- Split his second NHL season between Anaheim and Tampa Bay...combined for 7-6=13 points with a +1 rating and six PIM in 37 games...established new career-highs in goals, assists, points and appearances.
- Scored 4-4=8 points with two PIM in 18 games with Anaheim, leading the Ducks in shooting percentage (23.5) following his acquisition from Tampa Bay, Mar. 24...had 3-2=5 points and a +2 rating in 19 games with Tampa Bay...ranked second among Tampa Bay leaders in blocked shots per 60 (4.97) prior to his acquisition.
- Registered back-to-back multi-point efforts Apr. 14 @ SJS (1-1=2) and Apr. 12 @ SJS (2-0=2).
- Tied a career high with two goals (2-0=2), marking his first multi-goal game as a Duck, Apr. 12 @ SJS.
- Scored his first goal as a Duck in his Anaheim debut, Apr. 2 vs. ARI...added two shots and a team-best four hits.
- Scored two goals to mark his first career multi-goal effort, Feb. 15 w/ TBL vs. FLA...also marked his first career goal/point streak from Feb. 13-15 (3-0=3).
- Scored his first career NHL goal in his 17th regular-season game, Feb. 13 w/ TBL @ FLA.

## CAREER:

- Helped Tampa Bay to a Stanley Cup championship in 2020, appearing in the clinching Game 6 of the Stanley Cup Final, logging 9:34 TOI.
- Made his NHL debut Oct. 30, 2019 w/ TBL @ NJD...scored his first career NHL point (assist) on Jan. 14, 2020 vs. LAK.
- Scored 55-68=123 points in 195 career AHL games with Syracuse...registered 23-22=45 points in 75 games in 2018-19, leading the Crunch in goals and ranking fourth in scoring...also ranked tied for fifth among AHL rookies in goals.
- Represented Russia at the 2015 Hlinka Gretzky Cup, appearing in four tournament games.
- Scored three goals in 15 games with St. Petersburg in Russia's second division in 2016-17...also appeared in 128 career Russian Junior games with St. Petersburg Jr., scoring 35-26=61 points with a +12 rating and 88 PIM.
- Signed a one-year contract through the 2021-22 NHL season, July 18, 2021.

# 92 RIGHT WING



## CAREER STATISTICS

			REGULAR SEASON							PLAYOFFS				
Season	Team	League	GP	G	A	Pts.	PIM	+/-		GP	G	A	Pts.	PIM
2013-14	St. Petersburg	Russia Jr.	16	2	2	4	6	+4		5	0	0	0	0
2014-15	St. Petersburg	Russia Jr.	54	11	8	19	36	+3		17	1	1	2	4
2015-16	St. Petersburg	Russia Jr.	42	16	11	27	34	-1		3	0	0	0	0
2016-17	St. Petersburg	Russia Jr.	16	6	5	11	12	+6		4	2	2	4	2
	St. Petersburg	Russia-2	15	3	0	3	4	+2		8	1	2	3	6
2017-18	Syracuse	AHL	75	23	22	45	63	+19		7	3	3	6	8
2018-19	Syracuse	AHL	74	23	25	48	61	+26		4	1	0	1	2
2019-20	Syracuse	AHL	46	9	21	30	26	+1		-	-	-	-	-
	TAMPA BAY	NHL	9	0	1	1	6	-6		1	0	0	0	0
2020-21	TAMPA BAY	NHL	19	3	2	5	4	+2		-	-	-	-	-
	ANAHEIM	NHL	18	4	4	8	2	-1		-	-	-	-	-
NHL Totals			46	7	7	14	12	-5		1	0	0	0	0
AHL Totals			195	55	68	123	150	+46		11	4	3	7	10

**NHL CAREER HAT TRICKS:** None

**NHL CAREER MULTIPLE-POINT GAMES:** 3 (2 multiple-goal, 0 multiple-assist)

**NHL CAREER OT GOALS:** None



## NHL CAREER HIGHS

**GOALS:** 2, two times (last: Apr. 12, 2021 @ SJS)

**ASSISTS:** 1, seven times (last: May 7, 2021 @ MIN)

**POINTS:** 2, three times (last: Apr. 14, 2021 @ SJS)

**PIM:** 4, Jan. 14, 2020 vs. LAK

**TOI:** 16:53, Apr. 12, 2021 vs. SJS

**SHOTS:** 3, three times (last: Apr. 12, 2021 @ SJS)

**PLUS/MINUS:** +2, five times (last: Apr. 28, 2021 @ LAK)

**GOAL STREAK:** Two games, two times (last: Apr. 12-14, 2021; 3-1=4)

**ASSIST STREAK:** None

**POINT STREAK:** Two games, two times (last: Apr. 12-14, 2021; 3-1=4)

**PENALTY SHOTS:** None

**MILESTONES WITHIN REACH:** 65 appearances to 100 NHL games



# TREVOR ZEGRAS



🐦 @tzegras11

📷 trevorzegras

**SHOOTS**  
LEFT

**HEIGHT**  
6-0

**WEIGHT**  
185

**AGE** 20; turns 21 on March 20, 2022

**BORN** March 20, 2001; Bedford, New York

**DRAFTED** By Anaheim in the first round (ninth overall) of the 2019 NHL Draft

## 2020-21:

- Appeared in his first NHL season with Anaheim, scoring 3-10=13 points with a team-leading +6 rating in 24 games.
- Led Ducks rookies in scoring and assists, and co-led in goals.
- Finished the season with 2-6=8 points and a +6 rating his final eight games.
- Scored his third goal in the season finale, May 8 @ MIN, completing the season with a career-tying three-game point streak (1-2=3)...also recorded points in three straight contests from Mar. 16-20 (1-2=3).
- Recorded his first career multi-point game with two primary assists (0-2=2), Apr. 4 vs. ARI...added 1-1=2 points and a career-high +3 rating, May 1 vs. LAK.
- Scored his first career NHL goal (Adin Hill), Mar. 18 vs. ARI, becoming the third-youngest U.S.-born player at 19 years, 363 days to score a goal for Anaheim (10th-youngest player in club history).
- Recorded his first NHL point (assist), Mar. 3 vs. STL.
- Made his NHL debut at 19 years, 339 days, becoming the third-youngest U.S.-born player and eighth-youngest forward to appear in a game with Anaheim, Feb. 22 @ ARI.
- Began the season with San Diego (AHL), scoring 10-11=21 points with a +7 rating and 12 PIM...led San Diego in points per game (1.24) while ranking tied for second among club rookies in scoring and goals.
- Among AHL leaders, ranked seventh in points per game while third among rookies (min. 10 games).
- Was named the CCM/AHL Player of the Week Feb. 7, beginning his professional career with 2-3=5 points in his first two games, including a three-point game in his AHL debut, Feb. 5 vs. Bakersfield (1-2=3).

## CAREER:

- Had 11-25=36 points with a +8 rating in 33 games in his freshman season at Boston University in 2019-20...ranked second on the Terriers in assists and third in points and plus/minus...also ranked tied for second among NCAA freshmen in assists and tied for third in points and points per game (1.09).
- Was named to the 2019-20 Hockey East All-Rookie Team, named a Hockey East Third Team All-Star and was a finalist for Hockey East Rookie of the Year.
- Recorded 46-100=146 points in 116 career games with the USNTDP U-17 and U-18 teams...finished fourth in NTDP history in career assists, and sixth for assists in a single-season (61 in 2018-19)...is one of four players in program history to record 100 assists...had 26-61=87 points in 60 games with the NTDP club in 2018-19...ranked second among team leaders in assists, behind only Jack Hughes (78).





- Has represented the U.S. at several international tournaments, including two World Junior Championships (2020 and 2021), the 2019 U-18 World Championship (winning bronze and a 2017 U-17 World Hockey Challenge (gold).
- Led Team USA to a gold medal at the 2021 World Junior Championship, scoring 7-11=18 points in seven tournament games...was named the tournament MVP, the fifth American and second Ducks prospect to earn the award (John Gibson, 2013).
- Tied the all-time Team USA WJC record for both points and assists (7-20=27), matching both marks held by Jordan Schroeder, who did so over three tournaments and 19 games (Zegras completed his second tournament, 12 career games)...finished his WJC career with the second-highest points-per-game total in U.S. history with 2.25 points per game (Doug Weight, 2.71 per game) and second in all-time assists with 1.67 per game (Weight, 2.0 per game).
- Became only the second player since 2004 to record nine primary assists in a single WJC (2020)...his nine assists (0-9=9) led the 2020 tournament and also ranked tied for the fourth-most by a U.S. player in a single WJC...became only the third U.S. player to have four primary assists in a WJC game since 2005 (Phil Kessel, Dec. 26, 2005 vs. Norway and Jason Robertson, Dec. 28, 2018 vs. Kazakhstan), Dec. 27, 2019 vs. Germany.
- Signed a three-year entry-level contract with Anaheim beginning in 2020-21, Mar. 27, 2020.

## CAREER STATISTICS

Season	Team	League	REGULAR SEASON							PLAYOFFS				
			GP	G	A	Pts.	PIM	+/-		GP	G	A	Pts.	PIM
2017-18	USNTDP	U-17	56	20	39	59	42	-		-	-	-	-	-
2018-19	USNTDP	U-18	60	26	61	87	94	-		-	-	-	-	-
2019-20	Boston University	Hockey East	33	11	25	36	43	+8		-	-	-	-	-
2020-21	San Diego	AHL	17	10	11	21	12	+7		3	1	2	3	0
	<b>ANAHEIM</b>	<b>NHL</b>	<b>24</b>	<b>3</b>	<b>10</b>	<b>13</b>	<b>12</b>	<b>+6</b>		-	-	-	-	-
<b>NHL Totals</b>			<b>24</b>	<b>3</b>	<b>10</b>	<b>13</b>	<b>12</b>	<b>+6</b>		-	-	-	-	-
<b>AHL Totals</b>			<b>17</b>	<b>10</b>	<b>11</b>	<b>21</b>	<b>12</b>	<b>+7</b>		<b>3</b>	<b>1</b>	<b>2</b>	<b>3</b>	<b>0</b>

**NHL CAREER HAT TRICKS:** None

**NHL CAREER MULTIPLE-POINT GAMES:** 2 (0 multiple-goal, 1 multiple-assist)

**NHL CAREER OT GOALS:** None



## NHL CAREER HIGHS

**GOALS:** 1, three times (last: May 8, 2021 @ MIN)

**ASSISTS:** 2, Apr. 4, 2021 vs. ARI

**POINTS:** 2, two times (last: May 1, 2021 vs. LAK; 1-1=2)

**PIM:** 4, Mar. 26, 2021 @ STL

**TOI:** 20:33, Mar. 3, 2021 vs. STL

**SHOTS:** 6, two times (last: May 5, 2021 @ STL)

**PLUS/MINUS:** +3, May 1, 2021 vs. LAK

**GOAL STREAK:** None

**ASSIST STREAK:** Two games, two times (last: May 5-7, 2021; 0-2=2)

**POINT STREAK:** Three games, two times (last: May 5-8, 2021; 1-2=3)

**PENALTY SHOTS:** None

## AXEL ANDERSSON DEFENSEMAN

@axelandersson\_



<b>SHOOTS</b> RIGHT	<b>HEIGHT</b> 6-1	<b>WEIGHT</b> 192
<b>BORN</b>	February 10, 2000; Jarna, Sweden	
<b>ACQUIRED</b>	From Boston with David Backes and a first-round selection in the 2020 NHL Draft in exchange for Ondrej Kase, February 21, 2020	
<b>DRAFTED</b>	By Boston in the second round (57th overall) of the 2018 NHL Draft	

- Split 2020-21 between Sodertalje (Sweden-2) and San Diego (AHL)...set Allsvenskan career highs in scoring (2-9=11), goals, assists, plus/minus (+7) and games played (51).
- Made his AHL debut with San Diego, scoring 2-3=5 points in 17 games...also recorded one assist in three playoff contests.
- Made his QMJHL debut with Moncton in 2019-20, earning 3-21=24 points with a +19 rating in 43 games...ranked second among team defensemen in assists.
- Picked up five assists along with a +5 rating in 41 games with Sodertalje SK (Allsvenskan) in 2018-19.
- Recorded 9-33=42 points with a +22 rating and 28 PIM in 73 career Swedish SuperElite Junior games with Djurgardens IF...recorded the most assists (25) by a defenseman in 2017-18.
- Represented Sweden in several international tournaments, including winning bronze at the 2018 U-18 World Junior Championship and bronze at the 2018 Ivan Hlinka Memorial Tournament.
- Signed a three-year entry-level contract with Boston, July 1, 2018.

### REGULAR SEASON

### PLAYOFFS

SEASON	TEAM	LEAGUE	GP	G	A	PTS.	PIM	+/-	GP	G	A	PTS.	PIM
2017-18	Djurgardens IF	Sweden-2 Jr. U-18	-	-	-	-	-	-	5	0	2	2	0
	Djurgardens IF	Sweden-1 Jr. U-20	42	6	25	31	20	+14	3	0	0	0	2
2018-19	Djurgardens IF	Sweden-1 Jr. U-20	2	0	0	0	0	+1	8	0	1	1	6
	Sodertalje SK	Sweden-2	41	0	5	5	20	+5	-	-	-	-	-
2019-20	Moncton	QMJHL	43	3	21	24	29	+19	-	-	-	-	-
2020-21	Sodertalje SK	Sweden-2	51	2	9	11	30	+7	4	0	0	0	0
	San Diego	AHL	17	2	3	5	2	-3	3	0	1	1	0
<b>AHL Totals</b>			<b>17</b>	<b>2</b>	<b>3</b>	<b>5</b>	<b>2</b>	<b>-3</b>	<b>3</b>	<b>0</b>	<b>1</b>	<b>1</b>	<b>0</b>
<b>QMJHL Totals</b>			<b>43</b>	<b>3</b>	<b>21</b>	<b>24</b>	<b>29</b>	<b>+19</b>	<b>-</b>	<b>-</b>	<b>-</b>	<b>-</b>	<b>-</b>

## JACK BADINI CENTER

@JackBadini @JackBadini



<b>SHOOTS</b> LEFT	<b>HEIGHT</b> 6-0	<b>WEIGHT</b> 202
<b>BORN</b>	January 19, 1998; Greenwich, Connecticut	
<b>DRAFTED</b>	By Anaheim in the third round (91st overall) of the 2017 NHL Draft	

- Split 2020-21 between Tulsa (ECHL) and San Diego (AHL)...recorded one assist in 23 games with the Gulls, his first career AHL point (assist), Feb. 10 vs. Ontario...also played in each of the Gulls' three playoff contests...scored 1-1=2 points in 14 games with Tulsa.
- Concluded his NCAA career in 2019-20 with 24-27=51 points and a +5 rating in 97 games with Harvard.
- In 2019-20 as a junior with Harvard (ECAC), had 6-8=14 points in 31 games...ranked eighth in the nation in faceoff win percentage (60.8), going 284-of-467 on draws.
- Was named to the ECAC All-Rookie Team and led Harvard freshmen forwards in scoring in 2017-18.
- Led the USHL in playoff scoring (7-10=17 points in 14 games) en route to the 2017 Clark Cup with Chicago.
- Signed a two-year entry-level contract with Anaheim, Mar. 30, 2020.

### REGULAR SEASON

### PLAYOFFS

SEASON	TEAM	LEAGUE	GP	G	A	PTS.	PIM	+/-	GP	G	A	PTS.	PIM
2017-18	Harvard Univ.	ECAC	33	10	7	17	16	-1	-	-	-	-	-
2018-19	Harvard Univ.	ECAC	33	8	12	20	16	+1	-	-	-	-	-
2019-20	Harvard Univ.	ECAC	31	6	8	14	10	+5	-	-	-	-	-
2020-21	Tulsa	ECHL	14	1	1	2	10	-3	-	-	-	-	-
	San Diego	AHL	23	0	1	1	4	-3	3	0	0	0	2
<b>AHL Totals</b>			<b>23</b>	<b>0</b>	<b>1</b>	<b>1</b>	<b>4</b>	<b>-3</b>	<b>3</b>	<b>0</b>	<b>0</b>	<b>0</b>	<b>2</b>
<b>NCAA Totals</b>			<b>97</b>	<b>24</b>	<b>27</b>	<b>51</b>	<b>42</b>	<b>+5</b>	<b>-</b>	<b>-</b>	<b>-</b>	<b>-</b>	<b>-</b>



## SIMON BENOIT DEFENSESMAN

simon\_benoit11




<b>SHOOTS</b> LEFT	<b>HEIGHT</b> 6-3	<b>WEIGHT</b> 203
<b>BORN</b>	September 19, 1998; Laval, Quebec	
<b>ACQUIRED</b>	Signed as a free agent, March 7, 2019	
<b>DRAFTED</b>	Not drafted	

- Made his NHL debut with the Ducks in 2020-21, going scoreless in six games...appeared in his first NHL game, Apr. 28 @ LAK, recording a +1 rating in 15:46 TOI...appeared in an NHL career-high 20:31 TOI, May 1 vs. LAK.
- Began 2020-21 with San Diego (AHL), earning 1-7=8 points with a +4 rating and 32 PIM in 38 games...also earned one assist in three AHL postseason games.
- In 2019-20, collected 4-15=19 points with a +15 rating in 56 games with San Diego...ranked second among team leaders in plus/minus...also finished third among Gulls defensemen in points and assists, and tied for second in goals.
- Co-led San Diego and ranked tied for fifth among AHL rookie defensemen in plus/minus in 2018-19...also led Gulls defensemen in games and ranked third in assists.
- Played three QMJHL seasons with Shawinigan from 2015-18, collecting 8-35=43 points and 136 PIM in 182 career games.
- Signed a three-year entry-level contract with Anaheim, Mar. 7, 2019...originally signed a one-year AHL contract with San Diego, Sept. 27, 2018.

SEASON	TEAM	LEAGUE	REGULAR SEASON						PLAYOFFS					
			GP	G	A	PTS.	PIM	+/-	GP	G	A	PTS.	PIM	
2015-16	Shawinigan	QMJHL	55	1	2	3	22	+1	2	0	0	0	0	
2016-17	Shawinigan	QMJHL	64	2	10	12	47	+4	6	0	0	0	0	
2017-18	Shawinigan	QMJHL	63	5	23	28	67	-37	-	-	-	-	-	
2018-19	San Diego	AHL	65	2	14	16	33	+16	16	0	3	3	6	
2019-20	San Diego	AHL	56	4	15	19	39	+15	-	-	-	-	-	
2020-21	San Diego	AHL	38	1	7	8	32	+4	3	0	1	1	0	
	ANAHEIM	NHL	6	0	0	0	2	-3	-	-	-	-	-	
<b>NHL Totals</b>			<b>6</b>	<b>0</b>	<b>0</b>	<b>0</b>	<b>2</b>	<b>-3</b>	<b>-</b>	<b>-</b>	<b>-</b>	<b>-</b>	<b>-</b>	
<b>AHL Totals</b>			<b>159</b>	<b>7</b>	<b>36</b>	<b>43</b>	<b>104</b>	<b>+35</b>	<b>19</b>	<b>0</b>	<b>4</b>	<b>4</b>	<b>6</b>	

## SAM CARRICK CENTER

[@carrick\\_sam](https://twitter.com/carrick_sam) [@samcarrick](https://www.instagram.com/samcarrick)



<b>SHOOTS</b> RIGHT	<b>HEIGHT</b> 6-0	<b>WEIGHT</b> 200
<b>BORN</b>	February 4, 1992; Markham, Ontario	
<b>ACQUIRED</b>	From Chicago with Spencer Abbott in exchange for Kenton Helgesen and a seventh-round selection in the 2019 NHL Draft, March 1, 2017	
<b>DRAFTED</b>	By Toronto in the fifth round (144th overall) of the 2010 NHL Draft	

- Appeared in his eighth season, his third with Anaheim in 2020-21...scored a career-high 2-4=6 points with a +4 rating and 28 PIM in 13 games, setting career bests in goals, assists, plus/minus, PIM and FOW% (52.4)...ranked second among Anaheim leaders with a +4 rating...recorded his first career point streak in his first two games of the campaign, Apr. 4-6 (1-1=2)...registered his first career assist streak Apr. 1-12 (0-2=2).
- In 27 games with San Diego (AHL) in 2020-21, scored 14-10=24 points with a +5 rating...scored eight goals his last eight AHL games (8-4=12).
- Leads San Diego in all-time scoring (85-95=180), goals and assists, and co-leads in appearances (216).
- Played nine games with the Ducks in 2019-20, picking up 1-1=2 points...scored his first career SHG and first goal as a Duck on a career-high seven shots in a 6-5 shootout victory Dec. 21 @ NYI.
- Earned 23-20=43 points with a +27 rating and 40 PIM in 46 games as captain with San Diego (AHL) in 2019-20...ranked second among AHL leaders in plus/minus and tied for second in SHG (4), while also pacing the Gulls in points and goals.
- Set new Gulls single-season records in points (61) and goals (32) in 2018-19...also helped lead San Diego to the 2019 Western Conference Finals, scoring 7-7=14 points in 16 playoff games.
- Made his NHL debut with Toronto Nov. 1, 2014 vs. CHI and scored his first career NHL goal Mar. 26, 2015 vs. FLA (Roberto Luongo).
- Signed a one-year contract extension with Anaheim through the 2021-22 season, July 13, 2021.

### REGULAR SEASON

### PLAYOFFS

SEASON	TEAM	LEAGUE	GP	G	A	PTS.	PIM	+/-	GP	G	A	PTS.	PIM
2008-09	Brampton	OHL	61	10	11	21	47	-2	21	1	0	1	16
2009-10	Brampton	OHL	66	21	21	42	96	0	8	2	2	4	8
2010-11	Brampton	OHL	59	16	23	39	74	-15	4	0	1	1	4
2011-12	Brampton	OHL	68	37	30	67	104	+9	8	4	4	8	16
2012-13	Idaho	ECHL	50	16	21	37	70	+15	-	-	-	-	-
	Toronto	AHL	19	2	2	4	18	-2	5	0	0	0	0
2013-14	Toronto	AHL	62	14	21	35	115	+17	14	5	4	9	10
2014-15	Toronto	AHL	59	9	18	27	112	-1	5	1	2	3	4
	<b>TORONTO</b>	<b>NHL</b>	<b>16</b>	<b>1</b>	<b>1</b>	<b>2</b>	<b>9</b>	<b>+1</b>	-	-	-	-	-
2015-16	Toronto	AHL	52	16	18	34	90	+11	12	0	5	5	19
	<b>TORONTO</b>	<b>NHL</b>	<b>3</b>	<b>0</b>	<b>0</b>	<b>0</b>	<b>4</b>	<b>-2</b>	-	-	-	-	-
2016-17	Rockford	AHL	57	11	17	28	85	-14	-	-	-	-	-
	San Diego	AHL	15	3	8	11	20	+3	10	4	3	7	1
2017-18	San Diego	AHL	67	13	28	41	83	+2	-	-	-	-	-
2018-19	San Diego	AHL	61	32	29	61	90	+7	16	7	7	14	21
	<b>ANAHEIM</b>	<b>NHL</b>	<b>6</b>	<b>0</b>	<b>1</b>	<b>1</b>	<b>2</b>	<b>-1</b>	-	-	-	-	-
2019-20	San Diego	AHL	46	23	20	43	40	+27	-	-	-	-	-
	<b>ANAHEIM</b>	<b>NHL</b>	<b>9</b>	<b>1</b>	<b>1</b>	<b>2</b>	<b>0</b>	<b>-3</b>	-	-	-	-	-
2020-21	San Diego	AHL	27	14	10	24	19	+5	-	-	-	-	-
	<b>ANAHEIM</b>	<b>NHL</b>	<b>13</b>	<b>2</b>	<b>4</b>	<b>6</b>	<b>28</b>	<b>+4</b>	-	-	-	-	-
<b>NHL Totals</b>			<b>47</b>	<b>4</b>	<b>7</b>	<b>11</b>	<b>43</b>	<b>-1</b>	-	-	-	-	-
<b>AHL Totals</b>			<b>438</b>	<b>123</b>	<b>161</b>	<b>284</b>	<b>653</b>	<b>+50</b>	<b>62</b>	<b>17</b>	<b>21</b>	<b>38</b>	<b>68</b>
<b>Anaheim Totals</b>			<b>28</b>	<b>3</b>	<b>6</b>	<b>9</b>	<b>30</b>	<b>0</b>	-	-	-	-	-





## TREVOR CARRICK DEFENSEMAN

@carrickTj trevorcarrick



<b>SHOOTS</b> LEFT	<b>HEIGHT</b> 6-2	<b>WEIGHT</b> 204
<b>BORN</b>	July 4, 1994; Stouffville, Ontario	
<b>ACQUIRED</b>	From San Jose in exchange for Jack Kopacka, Jan. 27, 2021	
<b>DRAFTED</b>	By Carolina in the fourth round (115th overall) of the 2012 NHL Draft	

- Appeared in his seventh professional season, his first with San Diego (AHL)...scored 1-11=12 points with a +4 rating and 53 PIM in 39 games, ranking tied for second among Gulls defensemen in assists and second in shots (60).
- Has appeared in seven career NHL games with San Jose (2019-20) and Carolina (2015-19).
- Made his NHL debut with the Hurricanes Mar. 15, 2016 @ WSH.
- In 2018-19, led San Jose (AHL) defensemen in scoring (10-13=23), goals and assists, and holds Charlotte (AHL) club records for single-season points (7-25=32), goals and assists by a rookie in 2014-15.
- Helped Charlotte to a Calder Cup championship in 2019, scoring 3-9=12 points, earning at least one point in 11-of-16 playoff contests, including an eight-game point streak (1-8=9)...ranked second among AHL defensemen in playoff scoring.
- Represented the Checkers at the 2016 and 2019 AHL All-Star Classics.
- Helped Canada to a Spengler Cup championship in 2016, scoring one goal in four tournament games.
- His older brother, Sam, has been a member of the Ducks organization since 2016-17 and is San Diego's all-time leading scorer.
- Signed a one-year contract extension with Anaheim through the 2021-22 NHL season, July 13, 2021.

SEASON	TEAM	LEAGUE	REGULAR SEASON							PLAYOFFS				
			GP	G	A	PTS.	PIM	+/-		GP	G	A	PTS.	PIM
2011-12	Mississauga	OHL	68	6	13	19	64	-5		6	1	0	1	7
2012-13	Mississauga	OHL	56	10	21	31	56	-1		6	0	2	2	11
2013-14	Mississauga	OHL	41	16	15	31	65	-8		-	-	-	-	-
	Sudbury	OHL	29	6	14	20	52	+2		5	1	2	3	10
2014-15	Charlotte	AHL	76	7	25	32	94	-19		-	-	-	-	-
2015-16	Charlotte	AHL	70	9	33	42	51	-21		-	-	-	-	-
	CAROLINA	NHL	2	0	0	0	0	-1		-	-	-	-	-
2016-17	Charlotte	AHL	57	4	12	16	45	+4		5	0	3	3	0
2017-18	Charlotte	AHL	73	11	33	44	85	-1		8	0	4	4	6
	CAROLINA	NHL	1	0	0	0	2	0		-	-	-	-	-
2018-19	Charlotte	AHL	71	9	38	47	86	+8		16	3	9	12	50
	CAROLINA	NHL	1	0	0	0	5	-1		-	-	-	-	-
2019-20	SAN JOSE	NHL	3	0	0	0	5	0		-	-	-	-	-
	San Jose	AHL	48	10	13	23	55	+17		-	-	-	-	-
2020-21	San Diego	AHL	39	1	11	12	53	+4		3	1	0	1	0
<b>NHL Totals</b>			<b>7</b>	<b>0</b>	<b>0</b>	<b>0</b>	<b>12</b>	<b>-2</b>		<b>-</b>	<b>-</b>	<b>-</b>	<b>-</b>	<b>-</b>
<b>AHL Totals</b>			<b>434</b>	<b>51</b>	<b>165</b>	<b>216</b>	<b>469</b>	<b>-8</b>		<b>32</b>	<b>4</b>	<b>16</b>	<b>20</b>	<b>56</b>

## KODIE CURRAN DEFENSEMAN

 kodcurran



<b>SHOOTS</b> LEFT	<b>HEIGHT</b> 6-1	<b>WEIGHT</b> 185
<b>BORN</b>	December 18, 1989; Calgary, Alberta	
<b>ACQUIRED</b>	Signed as a free agent, June 1, 2020	
<b>DRAFTED</b>	Not drafted	

- Appeared in his third AHL season and first with San Diego in 2020-21, scoring 6-7=13 points in 24 games...co-led the Gulls in goals and ranked third among club blueliners in scoring...among AHL defensemen, ranked second in PPG (3) and tied for fourth in goals.
- Spent four seasons in Europe from 2016-20, including back-to-back championship stints in Norway (Storhamar in 2017-18) and Denmark (Esbjerg in 2016-17).
- Collected 24-62=86 points with a +13 rating in 97 career SHL games with Rogle BK...was named the SHL's 2019-20 MVP and Defenseman of the Year after picking up 12-37=49 points with a +8 rating in 48 games...led SHL defensemen in points and assists in 2019-20, while also recording the most points of any foreign-born player...his 49 points were the most by an SHL defenseman since 2010-11.
- His first SHL season in 2018-19 was highlighted by 12 goals (first among defensemen) and 37 points...his 24-62=86 combined points from 2018-20 led all SHL defensemen in points (86) and assists (62), while co-leading in goals (24).
- Was named the Norwegian Player of the Year, Playoff MVP and an All-Star Team member after collecting 12-17=29 points and a +18 rating in 14 playoff games in 2017-18...also posted a league-best +51 rating during the regular season.
- Led Esbjerg to a 2016-17 Danish championship with All-Star Team honors, while also pacing league defensemen in points (33) and goals (10).
- Helped Team Canada advance to the championship game of the 2018 Spengler Cup against KalPa, posting a +2 rating in four games.
- Signed a two-year contract with Anaheim through the 2021-22 NHL season, June 1, 2020.

### REGULAR SEASON

### PLAYOFFS

SEASON	TEAM	LEAGUE	GP	G	A	PTS.	PIM	+/-	GP	G	A	PTS.	PIM
2010-11	Univ. of Calgary	CIS	14	1	9	10	23	-	5	2	0	2	0
2011-12	Univ. of Calgary	CIS	10	1	7	8	18	+7	8	1	0	1	6
2012-13	Univ. of Calgary	CIS	26	3	19	22	22	+5	5	1	3	4	4
2013-14	Univ. of Calgary	CIS	23	4	21	25	24	+15	5	0	0	0	4
2014-15	Univ. of Calgary	CIS	23	8	16	24	28	+23	-	-	-	-	-
	Hartford	AHL	2	0	1	1	0	+1	-	-	-	-	-
2015-16	Greenville	ECHL	45	7	18	25	37	-6	-	-	-	-	-
	Hartford	AHL	18	0	4	4	18	+3	-	-	-	-	-
2016-17	Esbjerg	Denmark	45	10	23	33	65	+12	18	6	11	17	18
2017-18	Storhamar	Norway	38	12	32	44	65	+51	14	12	17	29	12
2018-19	Rogle BK	Sweden	49	12	25	37	24	+5	2	0	1	1	2
2019-20	Rogle BK	Sweden	48	12	37	49	67	+8	-	-	-	-	-
2020-21	San Diego	AHL	24	6	7	13	15	-8	-	-	-	-	-
<b>Sweden Totals</b>			<b>97</b>	<b>24</b>	<b>62</b>	<b>86</b>	<b>91</b>	<b>+13</b>	<b>2</b>	<b>0</b>	<b>1</b>	<b>1</b>	<b>2</b>
<b>AHL Totals</b>			<b>44</b>	<b>6</b>	<b>12</b>	<b>18</b>	<b>33</b>	<b>-4</b>	<b>-</b>	<b>-</b>	<b>-</b>	<b>-</b>	<b>-</b>



## LUKAS DOSTAL GOALTENDER

dostyy\_2



**SHOOTS**  
LEFT

**HEIGHT**  
6-1

**WEIGHT**  
192

**BORN**

June 22, 2000; Brno, Czech Republic

**DRAFTED**

By Anaheim in the third round (85th overall) of the 2018 NHL Draft

- Split 2020-21 with Ilves (Finland) and San Diego (AHL)...combined for a 25-9-1 record with a 2.48 GAA and .923 in 35 contests.
- Went 15-9-0 with a 2.87 GAA and .916 SV% in 24 AHL games with San Diego...ranked second among AHL goaltenders in saves (745) and third in wins (15)...led AHL rookie goaltenders in minutes (1,424), ranked second in wins and SV% (.916), and was fourth in GAA (2.87).
- Set a Gulls rookie record with an eight-game win streak from Mar. 31-Apr. 30, the third-longest win streak in San Diego history...became the first San Diego netminder to win each of his first five career starts, Feb. 5-17.
- Began 2020-21 with Ilves, posting a 10-0-1 record with one shutout, a 1.64 GAA and .941 SV% in 11 games...prior to joining San Diego, led SM-liiga in wins (10), GAA (1.64) and SV% (.947), and ranked sixth in minutes (659)...also led all SM-liiga goaltenders with 37 wins dating to the start of the 2019-20 season...completed his season with Ilves riding an eight-game win streak with one shutout, a 1.78 GAA and .928 SV%, the longest such streak in Liiga at the time.
- In 2019-20 was named the SM-liiga Best Goaltender (Urpo Ylönen Award)...went 27-8-6 with three shutouts, a 1.78 GAA and .927 SV% in 43 appearances with Ilves...led the SM-liiga in wins, ranked second in GAA, third in SV% and minutes (2,592), and fourth in games played...was selected to the league All-Star Team.
- Led Kometa Brno's Under-20 team to a league championship in 2017-18, leading all playoff netminders with a 1.40 GAA and .959 SV% in seven games.
- Has represented the Czech Republic in several international tournaments, including the 2020 World Junior Championship, posting a 1.25 GAA and .957 SV% in four games...led tournament goaltenders in SV%, co-led in fewest goals allowed (5), and ranked second in GAA...won silver at the 2017 Ivan Hlinka Memorial Tournament.
- Signed a three-year entry-level contract with Anaheim, May 13, 2019.

### REGULAR SEASON

### PLAYOFFS

SEASON	TEAM	LEAGUE	GP	MIN	GA	SO	GAA	W-L-T	SV%	GP	MIN	GA	SO	GAA	W-L
2015-16	Brno Jr.	Czech Rep. Jr.	7	425	-	0	4.38	-	-	-	-	-	-	-	-
2016-17	Brno Jr.	Czech Rep. Jr.	39	2326	-	1	2.53	-	-	12	722	37	1	3.07	6-6
2017-18	Trebič	Czech Rep.-2	20	1212	-	2	2.43	-	-	-	-	-	-	-	-
	Brno Jr.	Czech Rep. Jr.	14	841	-	0	3.00	-	-	7	430	10	3	1.40	7-0
2018-19	Brno Jr.	Czech Rep. Jr.	1	65	0	1	0.00	1-0-0	1.000	-	-	-	-	-	-
	Brno	Czech Rep.	2	80	4	0	3.00	1-1-0	.852	-	-	-	-	-	-
	Trebič	Czech Rep.-2	24	1465	61	3	2.50	15-9-0	.915	-	-	-	-	-	-
	Koovee	Finland-2	1	62	2	0	1.95	0-0-1	.938	-	-	-	-	-	-
	Ilves	Finland	10	601	18	1	1.80	4-4-2	.921	7	457	19	0	2.71	2-5
2019-20	Ilves	Finland	43	2592	77	3	1.78	27-8-6	.927	-	-	-	-	-	-
2020-21	Ilves	Finland	11	659	18	1	1.64	10-0-1	.941	-	-	-	-	-	-
	San Diego	AHL	24	1424	68	0	2.87	15-9-0	.916	3	188	4	0	2.55	1-2
<b>AHL Totals</b>			<b>24</b>	<b>1424</b>	<b>68</b>	<b>0</b>	<b>2.87</b>	<b>15-9-0</b>	<b>.916</b>	<b>3</b>	<b>188</b>	<b>4</b>	<b>0</b>	<b>2.55</b>	<b>1-2</b>
<b>Finland Totals</b>			<b>64</b>	<b>3851</b>	<b>113</b>	<b>5</b>	<b>1.76</b>	<b>41-13-8</b>	<b>.929</b>	<b>7</b>	<b>457</b>	<b>19</b>	<b>0</b>	<b>2.71</b>	<b>2-5</b>

# IN THE SYSTEM

## HUNTER DREW RIGHT WING

[@HunterDrew7](#) [hunterdrew27](#)



**SHOOTS**  
RIGHT

**HEIGHT**  
6-2

**WEIGHT**  
205

**BORN** October 21, 1998; Kingston, Ontario

**DRAFTED** By Anaheim in the sixth round (178th overall) of the 2018 NHL Draft

- Split 2020-21 between San Diego (AHL) and Banska Bystrica (Slovakia)...set AHL career highs in scoring (6-6=12), goals, assists, and games played (33)...began the season with Banska Bystrica, scoring 9-7=16 points with 111 PIM in 20 games...at the time of his recall to San Diego, led all Extraliga defensemen in goals (9), ranked fourth in scoring (16) and tied for fifth in PPP (8)...led Banska Bystrica in goals, scoring and shots (79), and ranked tied for third in assists.
- Split his first professional season in 2019-20 between San Diego and Tulsa (ECHL)...recorded 2-5=7 points with a +6 rating and 33 PIM in 29 AHL games with the Gulls...among Gulls rookies, ranked second in plus/minus, and third in scoring and shots (41)...recorded four assists (0-4=4) with a +1 rating and 13 PIM in five ECHL games with Tulsa.
- Earned 24-68=92 points with a +31 rating and 369 PIM in 167 career QMJHL games with Charlottetown from 2016-19...also recorded 2-13=15 points with a +18 rating and 51 PIM in 25 QMJHL Playoff games.
- Scored 16-34=50 points with a +14 rating and 141 PIM in 61 QMJHL games with the Charlottetown Islanders, setting career highs in goals, assists, points and plus/minus...ranked tied for second among QMJHL defensemen in goals and eighth in points.
- Signed a three-year entry-level contract with Anaheim, Mar. 30, 2020...originally signed a one-year AHL contract with San Diego, Aug. 14, 2019.

### REGULAR SEASON

### PLAYOFFS

SEASON	TEAM	LEAGUE	GP	G	A	PTS.	PIM	+/-	GP	G	A	PTS.	PIM
2017-18	Charlottetown	QMJHL	64	8	31	39	159	+12	18	2	9	11	30
2018-19	Charlottetown	QMJHL	61	16	34	50	141	+14	6	0	4	4	19
2019-20	San Diego	AHL	29	2	5	7	33	+6	-	-	-	-	-
	Tulsa	ECHL	5	0	4	4	13	+1	-	-	-	-	-
2020-21	Banska Bystrica	Slovakia	20	9	7	16	111	-6	-	-	-	-	-
	San Diego	AHL	33	6	6	12	29	+4	-	-	-	-	-
<b>AHL Totals</b>			<b>62</b>	<b>6</b>	<b>11</b>	<b>19</b>	<b>62</b>	<b>+10</b>	-	-	-	-	-

## ROMAN DURNY GOALTENDER

[@Romcko\\_50](#) [roman\\_durny](#)



**SHOOTS**  
RIGHT

**HEIGHT**  
6-2

**WEIGHT**  
229

**BORN** May 28, 1998; Liptovsky Mikulas, Slovakia

**DRAFTED** By Anaheim in the fifth round (147th overall) of the 2018 NHL Draft

- Posted a 14-7-4 record with one shutout, a 2.31 GAA and .916 SV% in 26 games with Tulsa (ECHL) in 2020-21...among ECHL goaltenders, ranked third in GAA, tied seventh in SV% and 10th in wins.
- Began 2020-21 with Slovan Bratislava (Slovakia), appearing in nine games while posting a 4-1-4 record.
- Went 3-10-0 in 13 games with the Norfolk Admirals (ECHL) in his first professional season in 2019-20...won his first professional game, stopping 25-of-26 shots in a 6-1 victory, Nov. 20 vs. Maine.
- Went 37-29-5 with eight shutouts in 75 career USHL contests with Des Moines...scored a goal in a 2-0 shutout win, stopping all 40 shots faced, Dec. 18, 2018 vs. Sioux Falls.
- Has represented Slovakia in several international tournaments, including the 2018 World Junior Championship, going 2-2-0 with a 2.75 GAA and .929 SV%, ranking second among tournament leaders in SV%...also appeared in two contests at the 2016 Ivan Hlinka Memorial Tournament.
- Signed a two-year entry-level contract, Mar. 31, 2020...originally signed a one-year AHL contract with San Diego, Aug. 14, 2019.

### REGULAR SEASON

### PLAYOFFS


SEASON	TEAM	LEAGUE	GP	MIN	GA	SO	GAA	W-L-T	SV%	GP	MIN	GA	SO	GAA	W-L
2017-18	Des Moines	USHL	25	1361	54	2	2.38	8-10-2	.909	-	-	-	-	-	-
	Slovakia U20	Slovakia U-20	18	1057	73	0	4.15	-	-	-	-	-	-	-	-
2018-19	Des Moines	USHL	50	2894	126	6	2.61	29-19-1	.920	5	310	19	0	3.68	2-3
2019-20	Norfolk	ECHL	13	760	51	0	4.02	3-10-0	.881	-	-	-	-	-	-
2020-21	Slovan Bratislava	Slovakia	9	456	24	0	3.16	4-1-4	.890	-	-	-	-	-	-
	Tulsa	ECHL	26	1504	58	1	2.31	14-7-4	.916	-	-	-	-	-	-
<b>ECHL Totals</b>			<b>39</b>	<b>2264</b>	<b>109</b>	<b>1</b>	<b>2.89</b>	<b>17-17-4</b>	<b>.903</b>	-	-	-	-	-	-
<b>Slovakia Totals</b>			<b>9</b>	<b>456</b>	<b>24</b>	<b>0</b>	<b>3.16</b>	<b>4-1-4</b>	<b>.890</b>	-	-	-	-	-	-





## OLLE ERIKSSON EK GOALTENDER

[@ekinator](#) [olleeerikssonek](#)



SHOOTS LEFT	HEIGHT 6-3	WEIGHT 210
<b>BORN</b>	June 22, 1999; Karlstad, Sweden	
<b>DRAFTED</b>	By Anaheim in the fifth round (153rd overall) of the 2017 NHL Draft	

- Made his AHL debut in 2020-21, posting an 8-6-1 with a 3.14 GAA and .901 SV% in 15 games with San Diego (AHL)...won a career-best five straight games from Mar. 21-Apr. 3...stopped 39-of-41 shots to earn his first AHL win in his AHL debut, Mar. 6 vs. San Jose
- In his first North American season in 2019-20, went 10-11-4 with one shutout, a 3.01 GAA and a .902 SV% in 27 games with Tulsa (ECHL).
- Went 7-8-1 with one shutout, a 2.77 GAA and .901 SV% in 16 games with BIK Karlskoga (Allsvenskan) in 2018-19.
- Made his debut in the 2019 World Junior Championship Dec. 31, 2018 vs. Kazakhstan, stopping 10-of-11 shots in a 4-1 victory.
- Ranked second among SuperElit League goaltenders in GAA (2.01) and SV% (.924) in 2017-18 with Farjestad BK.
- Represented Sweden at the 2018 World Junior Championship (did not appear), 2017 U-18 World Championship (two games) and 2016 Ivan Hlinka Memorial (four games).
- Signed a three-year entry-level contract with Anaheim, Apr. 7, 2018.

### REGULAR SEASON

### PLAYOFFS

SEASON	TEAM	LEAGUE	GP	MIN	GA	SO	GAA	W-L-T	SV%	GP	MIN	GA	SO	GAA	W-L
2014-15	Farjestad Jr.	Sweden-1 Jr. U18	7	425	21	1	2.97	5-2-0	.891	-	-	-	-	-	-
	Farjestad Jr.	Sweden-2 Jr. U18	8	469	25	1	3.20	4-4-0	.894	-	-	-	-	-	-
2015-16	Farjestad Jr.	Sweden-1 Jr. U18	12	721	31	0	2.58	9-3-0	.909	-	-	-	-	-	-
	Farjestad Jr.	Sweden-2 Jr. U18	14	774	51	0	3.96	3-9-0	.901	-	-	-	-	-	-
	Farjestad Jr.	Sweden Jr.	2	123	6	0	2.93	1-1-0	.900	-	-	-	-	-	-
2016-17	Farjestad Jr.	Sweden Jr.	30	1719	62	5	2.16	18-11-0	.924	1	-	-	-	5.00	0-1
	Farjestad Jr.	Sweden-2 Jr. U18	-	-	-	-	-	-	-	1	-	-	-	10.02	0-1
2017-18	Farjestad Jr.	Sweden Jr.	17	988	33	2	2.01	10-6-0	.924	3	-	-	-	2.37	1-2
	BIK Karlskoga	Sweden-2	11	643	25	1	2.33	5-5-0	.907	-	-	-	-	-	-
2018-19	BIK Karlskoga	Sweden-2	16	930	43	1	2.77	7-8-0	.901	-	-	-	-	-	-
2019-20	Tulsa	ECHL	27	1472	74	1	3.01	10-11-4	.902	-	-	-	-	-	-
2020-21	Tulsa	ECHL	5	301	14	0	2.79	3-2-0	.901	-	-	-	-	-	-
	San Diego	AHL	15	860	45	0	3.14	8-6-1	.901	-	-	-	-	-	-
<b>AHL Totals</b>			<b>15</b>	<b>860</b>	<b>45</b>	<b>0</b>	<b>3.14</b>	<b>8-6-1</b>	<b>.901</b>	-	-	-	-	-	-
<b>ECHL Totals</b>			<b>32</b>	<b>1774</b>	<b>88</b>	<b>1</b>	<b>2.98</b>	<b>13-13-4</b>	<b>.902</b>	-	-	-	-	-	-
<b>Sweden-2 Totals</b>			<b>27</b>	<b>1573</b>	<b>68</b>	<b>2</b>	<b>2.59</b>	<b>12-13-0</b>	<b>.904</b>	-	-	-	-	-	-

MAXIM GOLOD LEFT WING

@max\_golod maxgolod



SHOOTS LEFT	HEIGHT 6-0	WEIGHT 182
BORN	August 18, 2000; Concord, Ontario	
ACQUIRED	Signed as a free agent, Oct. 14, 2020	
DRAFTED	Not drafted	

- Split his first professional season in 2020-21 between San Diego (AHL) and Tulsa (ECHL). scored 1-4=5 points with a +1 rating in 16 AHL games with San Diego...scored his first AHL goal, Mar. 24 at Ontario (1-1=2, +3) after making his AHL debut with San Diego, Mar. 5 vs. San Jose.
- Began 2020-21 with Tulsa, recording 2-5=7 points with a +1 rating in 14 ECHL games.
- In his final season with Erie (OHL) in 2019-20, led the Otters in scoring (25-53=78), assists, PPP (26) and shots (252) in 63 games...also co-led the club in power-play assists (19), ranked second in goals and third in PPG (7) in 2019-20.
- Was named to the OHL Second All-Rookie Team in 2017-18, recording 12-21=33 points in 61 games...among OHL rookies, ranked seventh in assists and tied for eighth in scoring.
- Signed a three-year entry-level contract with Anaheim, Oct. 14, 2020.

REGULAR SEASON									PLAYOFFS				
SEASON	TEAM	LEAGUE	GP	G	A	PTS.	PIM	+/-	GP	G	A	PTS.	PIM
2017-18	Erie	OHL	61	12	21	33	30	-11	-	-	-	-	-
2018-19	Erie	OHL	54	17	18	35	30	-6	-	-	-	-	-
2019-20	Erie	OHL	63	25	53	78	34	+9	-	-	-	-	-
2020-21	Tulsa	ECHL	10	2	5	7	6	+1	-	-	-	-	-
	San Diego	AHL	16	1	4	5	6	+1	-	-	-	-	-
AHL Totals			16	1	4	5	6	+1	-	-	-	-	-
ECHL Totals			10	2	5	7	6	+1	-	-	-	-	-
OHL Totals			178	54	92	146	94	-8	-	-	-	-	-

BO GROULX CENTER

@BO\_groulx57 dr.groulx



SHOOTS LEFT	HEIGHT 6-2	WEIGHT 200
BORN	February 6, 2000; Rouen, France	
DRAFTED	By Anaheim in the second round (54th overall) of the 2018 NHL Draft	


- Made his professional debut with San Diego (AHL) in 2020-21, recording 10-19=29 points with a +14 rating in 42 games...among AHL rookies, ranked tied for third in assists, fifth in scoring and tied for fifth in plus/minus (+14), while he co-led all AHL skaters in shorthanded points (2-2=4).
- As a rookie, led San Diego skaters in plus/minus...ranked third among team leaders in points, assists and games played.
- Combined for 29-49=78 points with a +20 rating in 55 QMJHL games with Halifax and Moncton in 2019-20, tying a career high in assists and setting a career best in SHG (3)...recorded a 16-game point streak from Nov. 1-Jan. 3 (13-16=29), tied for the third longest such streak in the QMJHL...ranked third in faceoff percentage (798-of-1,324, 60.1%, min. 500 FO) and fourth in faceoff wins...was awarded the Guy Carboneau Trophy as the QMJHL Best Defensive Forward.
- Helped lead Halifax (QMJHL) to the 2019 Memorial Cup championship final and the 2019 QMJHL President's Cup final game...was named to the CHL Memorial Cup All-Star Team after (1-3=4 points in four games). Also recorded 4-8=12 points in 10 QMJHL playoff games...set QMJHL regular-season career highs in points (31-49=80), goals and plus/minus (+37).
- Was born in Rouen, France and raised in Gatineau, Quebec...is the son Syracuse (AHL) head coach Benoit Groulx.
- Signed a three-year entry-level contract with Anaheim, Oct. 10, 2019.

REGULAR SEASON									PLAYOFFS				
SEASON	TEAM	LEAGUE	GP	G	A	PTS.	PIM	+/-	GP	G	A	PTS.	PIM
2016-17	Halifax	QMJHL	62	17	14	31	34	-18	6	1	1	2	4
2017-18	Halifax	QMJHL	68	28	27	55	100	+9	9	2	6	8	14
2018-19	Halifax	QMJHL	65	31	49	80	56	+37	10	4	8	12	12
2019-20	Halifax	QMJHL	26	15	26	41	28	+6	-	-	-	-	-
	Moncton	QMJHL	29	14	23	37	30	+14	-	-	-	-	-
2020-21	San Diego	AHL	42	10	19	29	24	+14	3	1	0	1	4
AHL Totals		42	10	19	29	24	+14	3	1	0	1	4	
QMJHL Totals			250	105	139	244	248	+48	25	7	15	22	30



## BRENDAN GUHLE DEFENSESMAN

[@guhles\\_](#) [@guhles](#)



<b>SHOOTS</b> LEFT	<b>HEIGHT</b> 6-0	<b>WEIGHT</b> 182
<b>BORN</b>	July 29, 1997; Edmonton, Alberta	
<b>ACQUIRED</b>	From Buffalo with a 2019 first-round draft pick in exchange for Brandon Montour, February 24, 2019	
<b>DRAFTED</b>	By Buffalo in the second round (51st overall) of the 2015 NHL Draft	

- In his fourth professional season and second with San Diego (AHL) in 2020-21, registered 2-10=12 points with a +9 rating in 23 games...ranked tied for first among Gulls defensemen in plus/minus...missed the final 14 games due to an upper-body injury.
- In 2019-20 with Anaheim, had 4-4=8 points and 10 PIM in 30 NHL games, establishing NHL career highs in points, goals and appearances.
- Scored his first NHL goal (Darcy Kuemper), Nov. 27 @ ARI...netted his first NHL GWG in a 3-2 victory, Feb. 28 vs. PIT.
- Tied an NHL career high with points in back-to-back games on two occasions, Feb. 23-28 (1-1=2) and Oct. 8-10 (0-2=2).
- Recorded 4-10=14 points with 18 PIM and a +9 rating in 27 games with San Diego (AHL) in 2019-20...ranked tied for second among Gulls defensemen in goals and third in plus/minus...his +9 rating set a new AHL career high.
- Recorded his first career NHL point (assist) in a 3-1 Sabres victory Jan. 11, 2018 vs. CBJ.
- Was an AHL All-Star and participated in the 2019 AHL Skills Competition where he posted the sixth-top time in the fastest skater competition in event history.
- Made his NHL debut with Buffalo in 2016-17, appearing in his first career NHL game Dec. 3, 2016 vs. BOS...also played six games with Rochester and 47 WHL games with Prince Albert and Prince George.
- Ranked second among Rochester defensemen in goals (8), and third in points (8-18=26), assists and PPG (3) in 2017-18.
- Combined for 30-73=103 points in 233 career WHL games with Prince Albert (2013-17) and Prince George (2016-17)...added 1-10=11 points in 15 career WHL Playoff games.
- Signed a two-year contract extension with Anaheim through the 2021-22 NHL season, May 10, 2020.

### REGULAR SEASON

### PLAYOFFS

SEASON	TEAM	LEAGUE	GP	G	A	PTS.	PIM	+/-	GP	G	A	PTS.	PIM
2013-14	Prince Albert	WHL	51	0	10	10	29	-5	4	1	1	2	0
2014-15	Prince Albert	WHL	72	5	27	32	36	-6	-	-	-	-	-
2015-16	Prince Albert	WHL	63	10	18	28	53	-5	5	0	3	3	6
	Rochester	AHL	6	1	3	4	0	0	-	-	-	-	-
2016-17	Prince Albert	WHL	15	2	2	4	10	-4	-	-	-	-	-
	Prince George	WHL	32	13	16	29	22	+17	6	0	6	6	4
	BUFFALO	NHL	3	0	0	0	0	+1	-	-	-	-	-
	Rochester	AHL	6	1	1	2	2	-3	-	-	-	-	-
2017-18	Rochester	AHL	50	8	18	26	26	+1	3	0	0	0	2
	BUFFALO	NHL	18	0	5	5	10	-6	-	-	-	-	-
2018-19	Rochester	AHL	50	5	22	27	34	-11	-	-	-	-	-
	BUFFALO	NHL	2	0	0	0	2	+1	-	-	-	-	-
	ANAHEIM	NHL	6	0	1	1	2	-3	-	-	-	-	-
2019-20	ANAHEIM	NHL	30	4	4	8	10	-2	-	-	-	-	-
	San Diego	AHL	27	4	10	14	18	+9	-	-	-	-	-
2020-21	San Diego	AHL	23	2	10	12	25	+9	-	-	-	-	-
<b>NHL Totals</b>			<b>59</b>	<b>4</b>	<b>10</b>	<b>14</b>	<b>24</b>	<b>-9</b>	<b>-</b>	<b>-</b>	<b>-</b>	<b>-</b>	<b>-</b>
<b>AHL Totals</b>			<b>162</b>	<b>21</b>	<b>64</b>	<b>85</b>	<b>105</b>	<b>+5</b>	<b>3</b>	<b>0</b>	<b>0</b>	<b>0</b>	<b>2</b>

## BRYCE KINDOPP RIGHT WING

[@kindoppian](#) [brycekindopp](#)



<b>SHOOTS</b> RIGHT	<b>HEIGHT</b> 6-1	<b>WEIGHT</b> 191
<b>BORN</b>	June 14, 1999; Lloydminster, Alberta	
<b>ACQUIRED</b>	Signed as a free agent, March 4, 2020	
<b>DRAFTED</b>	Not drafted	

- Split his first professional season between San Diego (AHL) and Tulsa (ECHL) in 2020-21...recorded 10-10=20 points with a +8 rating and four PIM in 39 AHL games with San Diego...set a Gulls rookie record with two shorthanded goals in a season, (also Benoit-Oliver Groulx), and was tied for fourth among AHL leaders and tied for second among rookies in SHG.
- Finished 2020-21 with 5-4=9 points over his final eight AHL games...went scoreless in three AHL post-season contests.
- Began 2020-21 with Tulsa, earning 2-2=4 points with a -1 rating and two PIM in 14 ECHL games.
- Scored 40-34=74 points with a +30 rating and 42 PIM in 63 games as captain with Everett (WHL) in 2019-20, setting new career highs in scoring, goals while matching his previous high in assists...led the Silvertips in scoring, goals, OT goals (3), shots (272) and games played, co-lead in PPG (14) and ranked third in plus/minus...among WHL skaters, led in GWG (11), ranked fourth in goals, tied for fifth in PPG...was named to the WHL (West) Second All-Star Team.
- Helped Everett to the WHL United States Division title in each of his first three seasons with the club, and the top record in the division in 2019-20.
- Had 110-87=197 points with a +67 rating and 86 PIM in 266 career games with Everett...finished his career ranked second in Silvertips franchise history in goals and eighth in points.
- Signed a three-year entry-level contract with Anaheim, Mar. 4, 2020.


REGULAR SEASON										PLAYOFFS				
SEASON	TEAM	LEAGUE	GP	G	A	PTS.	PIM	+/-		GP	G	A	PTS.	PIM
2014-15	Everett	WHL	3	0	0	0	0	-2		-	-	-	-	-
2015-16	Everett	WHL	1	0	0	0	0	0		-	-	-	-	-
2016-17	Everett	WHL	60	7	7	14	8	-4		10	1	0	1	0
2017-18	Everett	WHL	72	24	12	36	10	+6		22	2	3	5	4
2018-19	Everett	WHL	67	39	34	73	26	+37		10	5	6	11	6
2019-20	Everett	WHL	63	40	34	74	42	+30		-	-	-	-	-
2020-21	Tulsa	AHL	14	2	2	4	2	-1		-	-	-	-	-
	San Diego	AHL	39	10	10	20	4	+8		3	0	0	0	0
<b>AHL Totals</b>			<b>39</b>	<b>10</b>	<b>10</b>	<b>20</b>	<b>4</b>	<b>+8</b>		<b>3</b>	<b>0</b>	<b>0</b>	<b>0</b>	<b>0</b>
<b>ECHL Totals</b>			<b>14</b>	<b>2</b>	<b>2</b>	<b>4</b>	<b>2</b>	<b>-1</b>		<b>-</b>	<b>-</b>	<b>-</b>	<b>-</b>	<b>-</b>





## VINNI LETTIERI RIGHT WING

[@19Lettieri95](#) [@vinnilettieri1995](#)



<b>SHOOTS</b> RIGHT	<b>HEIGHT</b> 5-11	<b>WEIGHT</b> 185
<b>BORN</b>	February 6, 1995; Excelsior, Minnesota	
<b>ACQUIRED</b>	Signed as a free agent, Oct. 10, 2020	
<b>DRAFTED</b>	Not drafted	


- Split his fourth professional season with Anaheim and San Diego (AHL) in 2020-21...went scoreless in five games with the Ducks, including his Anaheim debut Jan. 26 at Arizona.
- Spent the majority of 2020-21 with the Gulls, scoring 14-12=26 points in 22 AHL games, ranking sixth among AHL leaders in points-per-game (1.18, min. 15 games played) and tied for eighth in goals (14). Among Gulls leaders, he ranked second in power-play points (4-7=11) and points-per-game, and tied for second in goals...also scored 1-2=3 points in three postseason games.
- In 2019-20 with Hartford (AHL), led the Wolf Pack in scoring (25-22=47) and goals...established new AHL career-highs in goals and PPG (9)...represented Hartford at the 2020 AHL All-Star Game.
- Is one of eight players since 2010 to score 20-plus goals his first three seasons to begin an AHL career.
- Paced Hartford in goals and PPG in each of his three seasons from 2017-20, while leading in points-per game in 2019-20 (.77) and 2018-19 (1.0).
- Scored his first career goal and point in his NHL debut with the Rangers, Dec. 29, 2017 @ DET (Jimmy Howard).
- Had 37-46=83 points with a +17 rating in four seasons at the University of Minnesota (2013-17), helping the Golden Gophers to a 2015 Big Ten championship...won a Big Ten regular-season championship all four seasons and was named a 2017 Honorable Mention for the conference All-Star Team.
- His grandfather, Lou Nanne, is a former Minnesota North Stars player, head coach and general manager. Nanne played in 635 NHL games for Minnesota (1967-78) and spent 11 years as general manager of the North Stars from 1977-1988. Nanne was inducted to the IIHF Hall of Fame in 2004.
- Signed a one-year, two-way contract extension with Anaheim, July 13, 2021...originally signed a one-year, two-way contract, Oct. 10, 2020.

SEASON	TEAM	LEAGUE	REGULAR SEASON							PLAYOFFS				
			GP	G	A	PTS.	PIM	+/-		GP	G	A	PTS.	PIM
2011-12	Lincoln	USHL	15	4	4	8	14	+2		7	0	1	1	0
2012-13	Lincoln	USHL	61	28	28	56	35	+29		5	1	2	3	0
	USNTDP	U-18	2	2	2	4	2	-		-	-	-	-	-
2013-14	Univ. of Minnesota	Big Ten	37	2	6	8	8	+8		-	-	-	-	-
2014-15	Univ. of Minnesota	Big Ten	37	9	3	12	14	+6		-	-	-	-	-
2015-16	Univ. of Minnesota	Big Ten	37	7	19	26	18	-4		-	-	-	-	-
2016-17	Univ. of Minnesota	Big Ten	38	19	18	37	36	+7		-	-	-	-	-
	Hartford	AHL	9	0	1	1	4	-4		-	-	-	-	-
2017-18	Hartford	AHL	55	23	13	36	31	0		-	-	-	-	-
	NY RANGERS	NHL	19	1	4	5	0	-12		-	-	-	-	-
2018-19	Hartford	AHL	8	23	25	48	22	-10		-	-	-	-	-
	NY RANGERS	NHL	27	1	2	3	14	-7		-	-	-	-	-
2019-20	Hartford	AHL	61	25	22	47	46	-4		-	-	-	-	-
2020-21	ANAHEIM	NHL	5	0	0	0	0	-3		-	-	-	-	-
	San Diego	AHL	22	14	12	26	12	-5		3	1	2	3	4
<b>NHL Totals</b>			<b>51</b>	<b>2</b>	<b>6</b>	<b>8</b>	<b>14</b>	<b>-22</b>		<b>-</b>	<b>-</b>	<b>-</b>	<b>-</b>	<b>-</b>
<b>AHL Totals</b>			<b>195</b>	<b>85</b>	<b>73</b>	<b>158</b>	<b>115</b>	<b>-23</b>		<b>3</b>	<b>1</b>	<b>2</b>	<b>3</b>	<b>4</b>

# IN THE SYSTEM

## JOSH MAHURA DEFENSESMAN

[@joshmahura](#) [joshmahura](#)



<b>SHOOTS</b> LEFT	<b>HEIGHT</b> 6-0	<b>WEIGHT</b> 185
<b>BORN</b>	May 5, 1998; St. Albert, Alberta	
<b>DRAFTED</b>	By Anaheim in the third round (85th overall) of the 2016 NHL Draft	

- In his third season with Anaheim in 2020-21, earned 1-3=4 points with four PIM in 13 NHL games...scored his lone goal Feb. 24 @ ARI and recorded an assist in his season debut, Feb. 20 vs. MIN.
- Began 2020-21 with San Diego (AHL), scoring 6-14=20 points with a +9 rating and 16 PIM in 28 games...was named to the AHL's 2020-21 Pacific Division All-Star Team...set AHL career highs in points-per-game (.71), goals and plus/minus...ranked tied for fifth among AHL defensemen in scoring and tied for fourth in goals.
- Collected 1-3=4 points and two PIM in 11 games with Anaheim in 2019-20...tallied three assists (0-3=3) in his season debut, Oct. 29 vs. Winnipeg...became the sixth rookie in NHL history and the first since 1991 to record three assists in less than three minutes (2:52) of a single period (Todd Richards, Hartford Mar. 31, 1991 @ Boston, 2:37)...posted an NHL career high in TOI (21:18) with the Ducks, Nov. 10 vs. Edmonton.
- Began 2019-20 with San Diego, recording 4-17=21 points and 40 PIM in 44 AHL games...ranked second among Gulls defensemen in scoring, assists and shots (103).
- Made his NHL debut with Anaheim in 2018-19, compiling 1-4=5 points in 17 games...scored his first career NHL goal (Jaroslav Halak) Dec. 20, 2018 @ BOS, and picked up his first career NHL point (assist) in a 4-3 win Nov. 21, 2018 vs. VAN...appeared in his first career NHL game Nov. 18, 2018 vs. COL.
- In 2018-19, had 1-18=19 points in 40 AHL games with San Diego to lead Gulls defensemen in assists and co-lead in points.
- Earned 41-90=131 points and a +44 rating in 186 career WHL games with Regina and Red Deer...was named to the 2017-18 WHL (East) Second All-Star Team and helped lead Regina to the 2017 WHL Championship final...reached the Memorial Cup Final in 2018 and 2016, earning All-Star Team honors in his second trip.
- Helped Canada win gold at the 2015 Ivan Hlinka Memorial Tournament.
- Signed a two-year contract through the 2022-23 NHL season, Aug. 9, 2021...originally signed a three-year entry-level contract with Anaheim, May 17, 2017.

SEASON	TEAM	LEAGUE	REGULAR SEASON							PLAYOFFS				
			GP	G	A	PTS.	PIM	+/-		GP	G	A	PTS.	PIM
2014-15	Red Deer	WHL	51	2	6	8	20	-10		5	0	1	1	2
2015-16	Red Deer	WHL	2	0	1	1	0	+1		17	2	2	4	6
2016-17	Red Deer	WHL	39	9	24	33	35	-1		-	-	-	-	-
	Regina	WHL	34	8	12	20	22	+18		23	8	13	21	16
2017-18	Regina	WHL	60	22	47	69	42	+36		7	0	5	5	8
2018-19	San Diego	AHL	40	1	18	19	10	-3		9	0	0	0	2
	ANAHEIM	NHL	17	1	4	5	4	0		-	-	-	-	-
2019-20	San Diego	AHL	44	4	17	21	40	0		-	-	-	-	-
	ANAHEIM	NHL	11	1	3	4	2	-3		-	-	-	-	-
2020-21	San Diego	AHL	28	6	14	20	16	+9		3	0	0	0	2
	ANAHEIM	NHL	13	1	3	4	4	0		-	-	-	-	-
<b>NHL Totals</b>			<b>41</b>	<b>3</b>	<b>10</b>	<b>13</b>	<b>10</b>	<b>-3</b>		<b>-</b>	<b>-</b>	<b>-</b>	<b>-</b>	<b>-</b>
<b>AHL Totals</b>			<b>112</b>	<b>11</b>	<b>49</b>	<b>60</b>	<b>66</b>	<b>+6</b>		<b>12</b>	<b>0</b>	<b>0</b>	<b>0</b>	<b>4</b>



## MASON MCTAVISH CENTER

masonmctavish23




<b>SHOOTS</b> LEFT	<b>HEIGHT</b> 6-0	<b>WEIGHT</b> 213
<b>BORN</b>	January 30, 2003; Zurich, Switzerland	
<b>DRAFTED</b>	By Anaheim in the first round (third overall) of the 2021 NHL Draft	

- Spent 2020-21 with Olten of the Swiss League (Switzerland's second division), scoring 9-2=11 points with a +4 rating and six PIM in 13 regular season games...finished the season with 9-1=10 points his last eight contests, including a hat trick Feb. 24 vs. Winterthur...led all players 19-and-younger in points-per game (.85) and co-led in goals.
- Scored 2-5=7 points in the 2021 Swiss League playoffs, recording a point in each of his four postseason games.
- Was named to the OHL Second All-Rookie Team in 2019-20 after ranking second in rookie scoring with 29-13=42 points in 57 games with Peterborough...recorded nine multi-goal contests...ranked third among Peterborough leaders in goals and was sixth in scoring, and the most goals by a Petes rookie since 2009-10 (Matt Puempel, 33)...among 2021 draft eligible players, led in scoring, goals and points per game.
- A Canadian national born in Zurich, Switzerland, helped Canada to a gold medal at the 2021 U-18 World Championship, scoring 5-6=11 points with a +10 rating in seven tournament games...also represented Canada at the 2019 World Under-17 Hockey Challenge (2-1=3 points in six contests).
- His father, Dale, played 16 seasons of professional hockey, including nine games with Calgary in 1996-97 (1-2=3 points)...he spent 10 seasons in Switzerland, scoring 188-190=378 points in 361 career National League games...also registered 95-60=155 points in 182 career Finnish Liiga games.

SEASON	TEAM	LEAGUE	REGULAR SEASON							PLAYOFFS				
			GP	G	A	PTS.	PIM	+/-		GP	G	A	PTS.	PIM
2019-20	Peterborough	OHL	57	29	13	42	31	-4		-	-	-	-	-
2020-21	Olten	Switzerland-2	13	9	2	11	6	+4		4	2	5	7	4
<b>OHL Totals</b>			<b>57</b>	<b>29</b>	<b>13</b>	<b>42</b>	<b>31</b>	<b>-4</b>		<b>-</b>	<b>-</b>	<b>-</b>	<b>-</b>	<b>-</b>
<b>Switzerland-2 Totals</b>			<b>13</b>	<b>9</b>	<b>2</b>	<b>11</b>	<b>6</b>	<b>+4</b>		<b>4</b>	<b>2</b>	<b>5</b>	<b>7</b>	<b>4</b>

DANNY O'REGAN CENTER

 dannyoregan10



SHOOTS RIGHT	HEIGHT 5-9	WEIGHT 176
BORN	January 30, 1994; Berlin, Germany	
ACQUIRED	Signed as a free agent, July 29, 2021	
DRAFTED	By San Jose in the fifth round (138th overall) of the 2012 NHL Draft	


- In his fifth professional season and first with Henderson (AHL), led the Silver Knights in scoring (16-21-37) and goals in 37 AHL games in 2020-21...ranked second among all AHL skaters in scoring, fourth in goals and tied for eighth in plus/minus (+16)...scored 3-3=6 points in five playoff contests, co-leading the Calder Cup Playoffs in goals and ranking third in scoring.
- Made his NHL debut with San Jose Nov. 21, 2016...scored his first NHL goal/point Apr. 8, 2017 vs. Calgary (Brian Elliott).
- In 2016-17 with San Jose (AHL), he was named the AHL Rookie of the Year and to the AHL All-Rookie Team after leading all rookies with 23-35=58 points.
- Scored 66-88=154 points in 154 NCAA games with Boston University (2012-16)...ranked second among all NCAA players in scoring and tied for seventh in goals from 2012-16...in 2015-16, was named a Second Team All-American and to the Hockey East First All-Star Team after scoring 23-27=50 points in 41 games...was named to the 2012-13 NCAA All-Rookie Team.
- Represented Team USA at the 2014 World Junior Championship (1-0=1 in four games), 2012 U-18 World Championship (gold medal; 1-3=4 in six games) and 2011 Hlinka Gretzky Cup (2-3=5 in four games).
- His father, Tom, played in 61 career NHL games with Pittsburgh (1983-86), scoring 5-12=17 points...he also spend seven seasons in Germany's DEL, scoring 143-197=340 points in 260 games with Berlin and Landshut...he represented Team USA at four World Championships (1989, 1990, 1995 and 1996), leading the U.S. to a bronze medal as captain in 1995...he also won a Spengler Cup championship in 1989.
- Signed a two-year, two-way contract with Anaheim through the 2022-23 NHL season, July 29, 2021.

REGULAR SEASON										PLAYOFFS				
SEASON	TEAM	LEAGUE	GP	G	A	PTS.	PIM	+/-		GP	G	A	PTS.	PIM
2011-12	USNTDP	U-18	14	4	6	10	2	-		-	-	-	-	-
2012-13	Boston Univ.	Hockey East	39	16	22	38	16	+2		-	-	-	-	-
2013-14	Boston Univ.	Hockey East	35	10	12	22	14	-19		-	-	-	-	-
2014-15	Boston Univ.	Hockey East	41	23	27	50	26	+40		-	-	-	-	-
2015-16	Boston Univ.	Hockey East	39	17	27	44	16	+5		-	-	-	-	-
2016-17	San Jose	AHL	63	23	35	58	10	+6		15	4	3	7	6
	SAN JOSE	NHL	3	1	0	1	0	-2		-	-	-	-	-
2017-18	San Jose	AHL	31	7	18	25	12	-1		-	-	-	-	-
	SAN JOSE	NHL	19	0	4	4	2	-3		-	-	-	-	-
	BUFFALO	NHL	2	0	0	0	0	+1		-	-	-	-	-
	Rochester	AHL	18	6	9	15	4	-1		3	1	1	2	0
2018-19	Rochester	AHL	70	20	28	42	42	+4		3	0	0	0	2
	BUFFALO	NHL	1	0	0	0	0	0		-	-	-	-	-
2019-20	Hartford	AHL	62	11	27	38	24	+2		-	-	-	-	-
2020-21	Henderson	AHL	37	16	21	37	4	+16		5	3	3	6	2
NHL Totals			25	1	4	5	2	-4		-	-	-	-	-
AHL Totals			281	83	138	221	96	+26		26	8	7	15	10





## SASHA PASTUJOV **RIGHT WING** [@sashapastujov12](https://twitter.com/sashapastujov12) [sashapastujov12](https://www.instagram.com/sashapastujov12)



**SHOOTS**  
LEFT

**HEIGHT**  
6-0

**WEIGHT**  
188

**BORN** July 15, 2003; Bradenton, Florida

**DRAFTED** By Anaheim in the third round (66th overall) of the 2021 NHL Draft

- Led the USNTDP U-18 team in scoring (30-35=65), goals and assists, co-led in PPG (9) and ranked third with a +20 rating in 41 games in 2020-21...set the NTDP's all-time record with a 21-game point streak from Dec. 16, 2020-Mar. 27, 2021 (14-23=37, +16).
- His 1.59 points per game ranks eighth all-time in NTDP single-season history, behind only Jack Hughes (twice), Auston Matthews, Phil Kessel, Clayton Keller, Alex Turcotte and Jack Eichel.
- In 2019-20, co-led the USNTDP U-17 team in scoring (14-36=50)
- Combined for 44-71=115 points with a +20 rating with the NTDP U-18 and U-17 teams from 2019-21...ranks 11th all-time in program history in career points per game (1.28).
- Led Team USA in scoring (5-3=8) at the 2021 U-18 World Championship...won a silver medal at the 2019 U-17 World Hockey Challenge, tying for the tournament lead in assists (7).
- His brother, Nick, was selected by the NY Islanders in the seventh round (193rd overall) of the 2016 NHL Draft, and his other brother, Michael, completed his senior season at the University of Michigan in 2020-21.

### REGULAR SEASON

### PLAYOFFS

SEASON	TEAM	LEAGUE	GP	G	A	PTS.	PIM	+/-	GP	G	A	PTS.	PIM
2019-20	USNTDP	U-17	49	14	36	50	85	-	-	-	-	-	-
2020-21	USNTDP	U-18	41	30	35	65	18	+20	-	-	-	-	-
<b>USNTDP Totals</b>			<b>90</b>	<b>44</b>	<b>71</b>	<b>115</b>	<b>103</b>	<b>+20</b>	<b>-</b>	<b>-</b>	<b>-</b>	<b>-</b>	<b>-</b>

# IN THE SYSTEM

## GREG PATERYN DEFENSEMAN



**SHOOTS**  
RIGHT

**HEIGHT**  
6-2

**WEIGHT**  
221

**BORN** June 20, 1990; Sterling Heights, Michigan

**ACQUIRED** Signed as a free agent, July 29, 2021

**DRAFTED** By Toronto in the fifth round (128th overall) of the 2008 NHL Draft

- Split 2020-21 with the San Jose, Colorado and Minnesota organizations, combining for three assists in 13 NHL games...recorded three goals in 11 AHL games with Colorado and San Jose (3-0=3), serving as the Eagles' captain.
- Set career highs in in scoring (1-2=13), plus/minus (+6), time on ice per game (19:37) and blocked shots (155) with the Stars in 2017-18, while earning a career-best in games played (80) in 2018-19 with the Wild.
- Appeared in seven Stanley Cup Playoff games with Montreal, recording three assists, the first career NHL points.
- Made his NHL debut with Montreal, Mar. 9, 2013 @ TBL...recorded his first NHL point (assist) Feb. 27, 2016 vs. TOR and scored his first NHL goal Mar. 16, 2016 @ BUF (Robin Lehner).
- In four seasons at the University of Michigan (CCHA) from 2008-12, collecting 6-37=43 points with a +44 rating in 142 games...won a conference championship with the Wolverines in 2010.
- Helped Michigan to the NCAA Tournament in all four seasons...recorded an assist in the NCAA National Championship in a 3-2 OT loss to Minnesota-Duluth.
- Signed a one-year, two-way contract with Anaheim through the 2021-22 NHL season, July 29, 2021.

REGULAR SEASON									PLAYOFFS				
SEASON	TEAM	LEAGUE	GP	G	A	PTS.	PIM	+/-	GP	G	A	PTS.	PIM
2008-09	Univ. of Michigan	CCHA	28	0	5	5	34	+5	-	-	-	-	-
2009-10	Univ. of Michigan	CCHA	33	1	5	6	18	+8	-	-	-	-	-
2010-11	Univ. of Michigan	CCHA	40	3	14	17	28	+15	-	-	-	-	-
2011-12	Univ. of Michigan	CCHA	41	2	13	15	65	+16	-	-	-	-	-
2012-13	Hamilton	AHL	39	7	5	12	27	-12	-	-	-	-	-
	MONTREAL	NHL	3	0	0	0	0	0	-	-	-	-	-
2013-14	Hamilton	AHL	68	15	19	34	67	+4	-	-	-	-	-
2014-15	Hamilton	AHL	53	3	12	15	56	-1	-	-	-	-	-
	MONTREAL	NHL	17	0	0	0	6	0	7	0	3	3	0
2015-16	MONTREAL	NHL	38	1	6	7	49	-8	-	-	-	-	-
	Hamilton	AHL	3	0	0	0	0	-6	-	-	-	-	-
2016-17	MONTREAL	NHL	24	1	5	6	4	+1	-	-	-	-	-
	DALLAS	NHL	12	0	3	3	6	-2	-	-	-	-	-
2017-18	DALLAS	NHL	73	1	12	13	50	+6	-	-	-	-	-
2018-19	MINNESOTA	NHL	80	1	6	7	41	-11	-	-	-	-	-
2019-20	MINNESOTA	NHL	20	0	3	3	6	+1	-	-	-	-	-
	Iowa	AHL	1	0	0	0	2	-1	-	-	-	-	-
2020-21	MINNESOTA	NHL	3	0	2	2	0	+1	-	-	-	-	-
	COLORADO	NHL	8	0	0	0	4	-2	-	-	-	-	-
	Colorado	AHL	10	3	0	3	10	-5	-	-	-	-	-
	SAN JOSE	NHL	2	0	1	1	2	+1	-	-	-	-	-
	San Jose	AHL	1	0	0	0	0	+1	-	-	-	-	-
NHL Totals			280	4	38	42	168	-13	7	0	3	3	0
AHL Totals			175	28	36	64	162	-20	-	-	-	-	-



## JACOB PERREAULT RIGHT WING

[@JPerreault\\_44](#) [jacob.perreault](#)



<b>SHOOTS</b> RIGHT	<b>HEIGHT</b> 6-0	<b>WEIGHT</b> 193
<b>BORN</b>	April 15, 2002; Montreal, Quebec	
<b>DRAFTED</b>	By Anaheim in the first round (27th overall) of the 2020 NHL Draft	

- Made his professional debut with San Diego (AHL) in 2020-21, scoring 3-14=17 points with 29 PIM in 27 games...among Gulls rookies, ranked second in assists and PPA (4).
- Scored his first career AHL goal, becoming the second-youngest player and youngest forward in Gulls history to score a goal (18 years, 313 days), Feb. 17 vs. Bakersfield...recorded an assist in his AHL debut Feb. 5, 2021 vs. Bakersfield...had a career-high three assists Apr. 9, 2021 @ Tucson.
- Led the Sarnia Sting of the OHL in goals (39) and PPG (15), and ranked second among team leaders with 39-31=70 points in 57 games in 2019-20...also ranked tied for fifth in PPG and tied for 10th in goals among OHL leaders.
- Was named to the OHL First All-Rookie Team in 2018-19 after scoring 30-25=55 points in 63 games with Sarnia, becoming the fifth 16-year old rookie to reach the 30-goal mark since 2009-10 (Cole Perfetti, Matt Puempel, Alex Galchenyuk, Arthur Kaliyev)....Among OHL rookies ranked second in goals, tied for second in PPG (7) and GWG (5) and fourth in scoring.
- Ranks ninth among OHL leaders in goals (69) dating to the start of the 2018-19 season.
- His father, Yanic, scored 247-269=516 points in 859 career NHL games with Toronto, Los Angeles, Montreal, Nashville, Phoenix and Chicago from 1993-2008.
- Signed a three-year entry-level contract with Anaheim, Nov. 5, 2020.

### REGULAR SEASON

### PLAYOFFS

SEASON	TEAM	LEAGUE	GP	G	A	PTS.	PIM	+/-	GP	G	A	PTS.	PIM
2018-19	Sarnia	OHL	63	30	25	55	54	+1	4	1	1	2	2
2019-20	Sarnia	OHL	57	39	31	70	40	-34	-	-	-	-	-
2020-21	San Diego	AHL	27	3	14	17	29	-11	-	-	-	-	-
<b>AHL Totals</b>			<b>27</b>	<b>3</b>	<b>14</b>	<b>17</b>	<b>29</b>	<b>-11</b>	<b>-</b>	<b>-</b>	<b>-</b>	<b>-</b>	<b>-</b>

BROGAN RAFFERTY DEFENSEMAN



SHOOTS RIGHT	HEIGHT 6-1	WEIGHT 200
BORN	May 28, 1995; West Dundee, Illinois	
ACQUIRED	Signed as a free agent, July 29, 2021	
DRAFTED	Not drafted	

- In his second professional season with Vancouver, recorded his first career NHL point (assist) in his lone contest of 2020-21...spent the remainder of the season on the taxi squad.
- Made his NHL debut with the Canucks on Apr. 4, 2019 at Nashville as part of a two-game stint in 2018-19 following his collegiate career.
- In 2019-20 with the Utica Comets (AHL), scored 7-38=45 points with a +17 rating in 57 games...ranked tied for fourth among AHL skaters in assists, while leading Utica and all AHL rookies in assists...was named to the 2019-20 AHL All-Rookie Team and AHL Second All-Star Team, and represented Utica at the 2020 AHL All-Star Classic.
- Spent three seasons at Quinnipiac University (ECAC) from 2016-19, registering 10-55=65 points in 116 career NCAA games...led the Bobcats in assists (22) as a rookie in 2016-17 and ranked second among team blueliners in scoring (24).
- Signed a one-year contract with Anaheim through the 2021-22 NHL season, July 29, 2021.

REGULAR SEASON										PLAYOFFS				
SEASON	TEAM	LEAGUE	GP	G	A	PTS.	PIM	+/-		GP	G	A	PTS.	PIM
2015-16	Bloomington	USHL	60	2	26	28	30	-1		10	3	6	9	4
2016-17	Quinnipiac Univ.	ECAC	40	2	22	24	18	-6		-	-	-	-	-
2017-18	Quinnipiac Univ.	ECAC	38	4	13	17	22	0		-	-	-	-	-
2018-19	Quinnipiac Univ.	ECAC	38	4	20	24	60	0		-	-	-	-	-
	VANCOUVER	NHL	2	0	0	0	0	-1		-	-	-	-	-
2019-20	Utica	AHL	57	7	38	45	12	+17		-	-	-	-	-
2020-21	VANCOUVER	NHL	1	0	1	1	0	-1		-	-	-	-	-
NHL Totals			3	0	1	1	0	-2		-	-	-	-	-
AHL Totals			57	7	38	45	12	+17		-	-	-	-	-





## BUDDY ROBINSON RIGHT WING

@B\_Robinson91 b\_robinson91



<b>SHOOTS</b> RIGHT	<b>HEIGHT</b> 6-6	<b>WEIGHT</b> 227
<b>BORN</b>	September 30, 1991; Bellmawr, New Jersey	
<b>ACQUIRED</b>	Signed as a free agent, July 29, 2021	
<b>DRAFTED</b>	Not drafted	

- In his eighth professional season and second with Calgary in 2020-21, appeared in career-best nine NHL games with the Flames.
- Has skated in 21 career NHL games with the Flames and Ottawa Senators, recording 2-1=3 points with a +2 rating...made his Stanley Cup Playoffs debut with Calgary in the bubble, Aug. 20, 2020 vs DAL.
- Made his NHL debut with Ottawa Apr. 5, 2016 vs. PIT and scored his first NHL goal in his second career contest, Apr. 7, 2016 vs. FLA (AI Montoya).
- Is a veteran of 462 career AHL games with Stockton, Manitoba, San Jose and Binghamton, registering 116-134=250 points with a +80 rating and 438 PIM...has 5-8=13 points in 28 career Calder Cup Playoff games.
- In 2017-18, led Manitoba in goals (25), while setting AHL career-highs in Set career highs in scoring (53) and goals...also set personal bests in assists (28) in 2017-18 and 2018-19 (with Stockton).
- Scored 13-13=26 points in 77 NCAA games with Lake Superior State University (CCHA) from 2011-13.
- Signed a one-year contract with Anaheim through the 2021-22 NHL season, July 29, 2021.

### REGULAR SEASON

### PLAYOFFS

SEASON	TEAM	LEAGUE	GP	G	A	PTS.	PIM	+/-	GP	G	A	PTS.	PIM
2011-12	Lake Superior St.	CCHA	39	5	5	10	37	+1	-	-	-	-	-
2012-13	Lake Superior St.	CCHA	38	8	8	16	48	-10	-	-	-	-	-
	Binghamton	AHL	6	2	2	4	8	+2	2	0	0	0	0
2013-14	Binghamton	AHL	69	15	16	31	49	+23	4	0	0	0	4
	Elmira	ECHL	1	0	0	0	0	-1	-	-	-	-	-
2014-15	Binghamton	AHL	75	12	22	34	69	+12	-	-	-	-	-
2015-16	Binghamton	AHL	62	13	10	23	66	-2	-	-	-	-	-
	OTTAWA	NHL	3	1	1	2	4	+2	-	-	-	-	-
2016-17	Binghamton	AHL	33	7	5	12	18	+4	-	-	-	-	-
	OTTAWA	NHL	4	0	0	0	2	0	-	-	-	-	-
	San Jose	AHL	33	10	9	19	53	+5	15	4	5	9	12
2017-18	Manitoba	AHL	74	25	28	53	64	+17	7	1	3	4	19
2018-19	Stockton	AHL	65	14	28	42	51	+10	-	-	-	-	-
2019-20	Stockton	AHL	45	18	14	32	60	+9	-	-	-	-	-
	CALGARY	NHL	5	1	0	1	7	0	1	0	0	0	0
2020-21	CALGARY	NHL	9	0	0	0	0	0	-	-	-	-	-
<b>NHL Totals</b>			<b>21</b>	<b>2</b>	<b>1</b>	<b>3</b>	<b>13</b>	<b>+2</b>	<b>1</b>	<b>0</b>	<b>0</b>	<b>0</b>	<b>0</b>
<b>AHL Totals</b>			<b>462</b>	<b>116</b>	<b>134</b>	<b>250</b>	<b>438</b>	<b>+80</b>	<b>28</b>	<b>5</b>	<b>8</b>	<b>13</b>	<b>35</b>

## BRAYDEN TRACEY LEFT WING

[@brayden\\_tracey](https://twitter.com/brayden_tracey) [brayden.tracey](https://www.instagram.com/brayden.tracey)



**SHOOTS**  
LEFT

**HEIGHT**  
6-0

**WEIGHT**  
186

**BORN** May 28, 2001; Calgary, Alberta

**DRAFTED** By Anaheim in the first round (29th overall) of the 2019 NHL Draft

- Made his professional debut with San Diego (AHL) in 2020-21, appearing in 12 AHL games...made his AHL debut Feb. 5 vs. Bakersfield.
- Spent the majority of 2020-21 with Victoria (WHL), scoring 9-12=21 points with 24 PIM in 22 games with Victoria...led the Royals in scoring, PPG (6) PPP (12), co-led in goals and appearances, and ranked second in assists and PPA (6)...finished the season ranked 10th among all WHL players in scoring (67-96=163) and assists since the start of 2018-19.
- Appeared in 52 combined WHL games with Moose Jaw and Victoria in 2019-20, scoring 22-39=61 points with 64 PIM...led both Moose Jaw (1.36) and Victoria (.96) in points-per game...tallied 15-23=38 points in 28 games with the Warriors and 7-16=23 points in 24 games with the Royals...recorded back-to-back hat tricks and four-point efforts with Moose Jaw, Oct. 27 (3-1=4) and Nov. 1 (4-0=4).
- Was named the WHL's 2018-19 Rookie of the Year after earning 36-45=81 points with a +33 rating in 66 games with the Moose Jaw Warriors...led WHL rookies in points, goals, PPG (12), assists, PPA (15) and plus/minus in his first full WHL campaign.
- Registered 4-3=7 points in seven games with Team Canada at the 2019 U-18 World Championship...won silver with Canada at the 2017 World Hockey Challenge.
- Signed a three-year entry-level contract with Anaheim, Nov. 27, 2019.

### REGULAR SEASON

### PLAYOFFS

SEASON	TEAM	LEAGUE	GP	G	A	PTS.	PIM	+/-	GP	G	A	PTS.	PIM
2017-18	Moose Jaw	WHL	5	0	2	2	0	+2	2	0	0	0	0
2018-19	Moose Jaw	WHL	66	36	45	81	28	+33	2	0	1	1	4
2019-20	Moose Jaw	WHL	28	15	23	38	39	-11	-	-	-	-	-
	Victoria	WHL	24	7	16	23	25	-5	-	-	-	-	-
2020-21	San Diego	AHL	12	0	0	0	4	-2	-	-	-	-	-
	Victoria	WHL	22	9	12	21	24	-9	-	-	-	-	-
<b>AHL Totals</b>			<b>12</b>	<b>0</b>	<b>0</b>	<b>0</b>	<b>4</b>	<b>-2</b>	<b>-</b>	<b>-</b>	<b>-</b>	<b>-</b>	<b>-</b>
<b>WHL Totals</b>			<b>145</b>	<b>67</b>	<b>98</b>	<b>165</b>	<b>116</b>	<b>+10</b>	<b>4</b>	<b>0</b>	<b>1</b>	<b>1</b>	<b>4</b>



## OLEN ZELLWEGER DEFENSEMAN

[@olenzellweger](#) [olenzellweger](#)



<b>SHOOTS</b> LEFT	<b>HEIGHT</b> 5-9	<b>WEIGHT</b> 179
<b>BORN</b>	September 10, 2003; Fort Saskatchewan, Alberta	
<b>DRAFTED</b>	By Anaheim in the second round (34th overall) of the 2021 NHL Draft	

- Ranked fourth among all WHL defensemen in points per game (1.18) after scoring 2-11=13 points and a +5 rating in 11 games in the shortened 2020-21 campaign with the Everett Silvertips...was one of six WHL blueliners to record an assist per game (1.0).
- Has earned 4-21=25 points with a +25 rating in 70 career WHL games with Everett.
- In 2019-20, registered 2-10=12 points with a +20 rating in 58 games with the Silvertips as a rookie...ranked 14th among WHL rookie defensemen in scoring.
- Helped Canada to a gold medal at the 2021 U-18 World Championship, ranking tied for the tournament lead among defensemen with 1-7=8 points with a +8 rating in seven tournament games...also appeared in the 2019 U-17 World Hockey Challenge (0-2=2 in five contests).

SEASON	TEAM	LEAGUE	REGULAR SEASON							PLAYOFFS				
			GP	G	A	PTS.	PIM	+/-		GP	G	A	PTS.	PIM
2018-19	Everett	WHL	1	0	0	0	0	0		-	-	-	-	-
2019-20	Everett	WHL	58	2	10	12	8	+20		-	-	-	-	-
2020-21	Everett	WHL	11	2	11	13	2	+5		-	-	-	-	-
<b>WHL Totals</b>			<b>70</b>	<b>4</b>	<b>21</b>	<b>25</b>	<b>10</b>	<b>+25</b>		<b>-</b>	<b>-</b>	<b>-</b>	<b>-</b>	<b>-</b>

## GAGE ALEXANDER GOALTENDER

[@gagealexander01](https://twitter.com/gagealexander01)  
[gagealexander33](https://www.instagram.com/gagealexander33)



<b>SHOOTS</b> LEFT	<b>HEIGHT</b> 6-6	<b>WEIGHT</b> 221
<b>BORN</b>	July 2, 2002; Okotoks, Alberta	
<b>DRAFTED</b>	By Anaheim in the fifth round (148th overall) of the 2021 NHL Draft	

- Posted a 6-3-0 record with one shutout, a 2.23 GAA and .917 SV% in nine games with the Winnipeg Ice (WHL) in 2020-21...ranked fifth in GAA and eighth in SV% among WHL leaders.
- In 2019-20, made his WHL debut, posting a 1-1-1 record in seven appearances.
- Is 7-4-1 with one shutout and a 2.97 GAA in 16 career WHL games with Winnipeg.

### REGULAR SEASON

### PLAYOFFS

SEASON	TEAM	LEAGUE	GP	MIN	GA	SO	GAA	W-L-T	SV%	GP	MIN	GA	SO	GAA	W-L
2019-20	Winnipeg	WHL	7	290	21	0	4.35	1-1-1	.838	-	-	-	-	-	-
2020-21	Winnipeg	WHL	9	538	20	1	2.23	6-3-0	.917	-	-	-	-	-	-

## ETHAN BOWEN CENTER

[@ethanbowen02](https://twitter.com/ethanbowen02) [ebowen17](https://www.instagram.com/ebowen17)



<b>SHOOTS</b> LEFT	<b>HEIGHT</b> 6-2	<b>WEIGHT</b> 170
<b>BORN</b>	May 14, 2002; Chilliwack, British Columbia	
<b>DRAFTED</b>	By Anaheim in the seventh round (207th overall) of the 2020 NHL Draft	

- Is committed to the University of North Dakota (NCHC) for the 2021-22 season.
- In 2020-21, was named the MVP of the Chilliwack Chiefs of the BCHL...led the club in scoring (11-10=21) and goals, and was tied for third in assists in 19 games.
- Finished his BCHL career with 42-49=91 points with 92 PIM in 121 games from 2017-21.
- Tallied 12-19=31 points in 41 games in 2019-20...ranked fourth among Chiefs skaters in points-per game (.72) and tied for fifth in assists.

### REGULAR SEASON

### PLAYOFFS


SEASON	TEAM	LEAGUE	GP	G	A	PTS.	PIM	+/-	GP	G	A	PTS.	PIM
2017-18	Chilliwack	BCHL	3	0	0	0	0	-	1	0	0	0	0
2018-19	Chilliwack	BCHL	58	19	20	39	37	-	11	1	3	4	7
2019-20	Chilliwack	BCHL	41	12	19	31	37	-	-	-	-	-	-
2020-21	Chilliwack	BCHL	19	11	10	21	18	-	-	-	-	-	-





## SAM COLANGELO RIGHT WING

[@scolangelo16](#) [\\_samcolangelo](#)




<b>SHOOTS</b> RIGHT	<b>HEIGHT</b> 6-2	<b>WEIGHT</b> 208
<b>BORN</b>	December 26, 2001; Stoneham, Massachusetts	
<b>DRAFTED</b>	By Anaheim in the second round (36th overall) of the 2020 NHL Draft	

- In his freshman season at Northeastern (Hockey East) in 2020-21, recorded three assists (0-3=3) and two PIM in eight games.
- Led the USHL in points-per game (1.32, min. 20 games) and plus/minus (+32) after scoring 28-30=58 points in 44 games with the Chicago Steel in 2019-20...also ranked tied for third in goals, scoring and shooting percentage (22.2, min. 20 games), and tied for 10th in assists among USHL leaders.
- Split the 2018-19 season with Lawrence Academy (Massachusetts) and Chicago (USHL)...was named the Lawrence Academy MVP after leading the team in scoring (19-29=48), goals and assists in 28 games.
- Helped Team USA to a gold medal at the 2021 World Junior Championship, scoring one goal in seven tournament games...also won bronze at the 2019 World Junior A Challenge and represented his country at the 2018 Hlinka Gretzky Memorial.

REGULAR SEASON										PLAYOFFS				
SEASON	TEAM	LEAGUE	GP	G	A	PTS.	PIM	+/-	GP	G	A	PTS.	PIM	
2016-17	Lawrence Academy	USHS-MA	27	2	12	14	-	-	-	-	-	-	-	
2017-18	Lawrence Academy	USHS-MA	29	13	29	42	-	-	-	-	-	-	-	
2018-19	Lawrence Academy	USHS-MA	28	19	29	48	36	-	-	-	-	-	-	
	Chicago Steel	USHL	11	3	0	3	4	-	2	0	0	0	4	
2019-20	Chicago Steel	USHL	44	28	30	58	47	+32	-	-	-	-	-	
2020-21	Northeastern	Hockey East	8	0	3	3	2	-3	-	-	-	-	-	

## WILL FRANCIS DEFENSESMAN

[@wfrancis9](#) [w\\_francis7](#)




<b>SHOOTS</b> RIGHT	<b>HEIGHT</b> 6-5	<b>WEIGHT</b> 207
<b>BORN</b>	November 16, 2000; St. Paul, Minnesota	
<b>DRAFTED</b>	By Anaheim in the sixth round (163rd overall) of the 2019 NHL Draft	


- Did not play for Minnesota-Duluth in 2020-21 after being diagnosed with leukemia in March 2020...will play his freshmen season at the University of Minnesota-Duluth in 2021-22.
- Was limited to 10 games with Cedar Rapids (USHL) in 2019-20 due to a knee injury, scoring 1-3=4 points with 20 PIM.
- Played his first USHL season with Cedar Rapids in 2018-19, collecting 2-8=10 points with a +9 rating and a team-leading 131 PIM in 59 games...ranked second among Cedar Rapids rookies in games and plus/minus.
- Earned an assist in the USHL/NHL Top Prospects Game Jan. 8, 2019.

			REGULAR SEASON						PLAYOFFS				
SEASON	TEAM	LEAGUE	GP	G	A	PTS.	PIM	+/-	GP	G	A	PTS.	PIM
2018-19	Cedar Rapids	USHL	59	2	8	10	131	+9	6	0	0	0	16
2019-20	Cedar Rapids	USHL	10	1	3	4	20	0	-	-	-	-	-
2020-21	Did not play												

# FUTURE DUCKS

## ARTYOM GALIMOV CENTER

 gal1mch1k



**SHOOTS**  
LEFT

**HEIGHT**  
5-11

**WEIGHT**  
176

**BORN** September 8, 1999; Samara, Russia

**DRAFTED** By Anaheim in the fifth round (129th overall) of the 2020 NHL Draft

- Has scored 19-20=39 points with 28 PIM and a +7 rating in 97 career KHL games with Kazan...has also recorded 2-8=10 points in 19 KHL playoff contests.
- In his second KHL season with Kazan in 2020-21, scored 6-10=16 points with a +12 rating and 18 PIM in 41 games...helped Kazan to the Eastern Conference Final of the Gagarin Cup Playoffs, scoring 2-5=7 points in 15 postseason games...scored a goal and recorded an assist in a Game 7 OT loss in the ECF, Apr. 15 vs. Avangard Omsk...ranked tied for third among playoff scorers among players 23-and-younger.
- Was named the 2019-20 KHL Rookie of the Year (Alexei Cherepanov Award) after earning 13-10=23 points in 55 games with Ak Bars Kazan...co-led the KHL with eight GWG...also had three assists in four KHL playoff games.
- Was named the KHL Rookie of the Month in October 2019, and Rookie of the Week on three occasions (Oct. 7, Nov. 25, Sept. 23).
- Helped Russia to a bronze medal at the 2019 World Junior Championship, scoring 1-2=3 points with a +6 rating in seven tournament games.

### REGULAR SEASON

### PLAYOFFS

SEASON	TEAM	LEAGUE	GP	G	A	PTS.	PIM	+/-	GP	G	A	PTS.	PIM
2016-17	Kazan Jr.	Russia Jr.	48	5	5	10	42	+6	10	2	1	3	0
2017-18	Kazan Jr.	Russia Jr.	32	9	18	27	47	-5	4	0	0	0	0
	Kazan	Russia-2	28	4	4	8	33	+2	-	-	-	-	-
2018-19	Kazan	KHL	1	0	0	0	0	0	-	-	-	-	-
	Kazan	Russia-2	40	9	15	24	22	+14	-	-	-	-	-
	Kazan Jr.	Russia Jr.	5	1	2	3	29	+2	-	-	-	-	-
2019-20	Kazan	KHL	55	13	10	23	10	-5	4	0	3	3	4
2020-21	Kazan	KHL	41	6	10	16	18	+12	15	2	5	7	4

## TYSON HINDS DEFENSEMAN

 tysonhinds\_



**SHOOTS**  
LEFT

**HEIGHT**  
6-2

**WEIGHT**  
176

**BORN** March 12, 2003; Gatineau, Quebec

**DRAFTED** By Anaheim in the third round (76th overall) of the 2021 NHL Draft

- Split 2020-21 with Shawinigan and Rimouski of the Quebec Major Junior Hockey League (QMJHL), recording 6-10=16 points with a +10 rating and 13 PIM in 33 games...scored 6-9=15 points with a +7 rating in 23 games with Rimouski following his acquisition Jan. 5 2021, leading club defensemen in scoring, goals and ranking second in assists...also earned one assist in six QMJHL playoff games.
- Has collected 8-19=27 points with a +15 rating and 33 PIM in 87 career QMJHL games with Shawinigan and Rimouski.
- Represented Canada at the 2020 U-17 World Hockey Championship, recording one assist in five tournament games.

### REGULAR SEASON

### PLAYOFFS

SEASON	TEAM	LEAGUE	GP	G	A	PTS.	PIM	+/-	GP	G	A	PTS.	PIM
2019-20	Shawinigan	QMJHL	54	2	9	11	20	+5	-	-	-	-	-
2020-21	Shawinigan	QMJHL	10	0	1	1	2	+3	-	-	-	-	-
	Rimouski	QMJHL	23	6	9	15	11	+7	6	0	1	1	4



## TREVOR JANICKE CENTER

[tjanicke7](#)



<b>SHOOTS</b> RIGHT	<b>HEIGHT</b> 5-10	<b>WEIGHT</b> 195
<b>BORN</b>	December 25, 2000; Maple Grove, Minnesota	
<b>DRAFTED</b>	By Anaheim in the fifth round (132nd overall) of the 2019 NHL Draft	

- In his second collegiate season at Notre Dame (Big Ten) in 2020-21, scored 4-6=10 points in 29 games...set a career-best in assists and plus/minus (+5)...helped the Fighting Irish to the NCAA Tournament.
- Made his NCAA debut with Notre Dame in 2019-20, picking up 8-5=13 points with a +1 rating in 37 games.
- Led Central Illinois (USHL) in points (22-26=48) and PPG (9), co-led in goals, and ranked tied for second in assists in 2018-19.
- Won silver with Team USA at the 2018 U-18 World Championship, scoring two goals in seven tournament games...also helped the U.S. to a tournament win at the 2018 U-18 Five Nations Tournament.

SEASON	TEAM	LEAGUE	REGULAR SEASON							PLAYOFFS				
			GP	G	A	PTS.	PIM	+/-		GP	G	A	PTS.	PIM
2016-17	USNTDP	U-17	56	1	5	6	20	-30	-	-	-	-	-	-
	USNTDP	U-18	1	0	0	0	0	-1	-	-	-	-	-	-
2017-18	USNTDP	U-18	62	10	8	18	40	0	-	-	-	-	-	-
2018-19	Central Illinois	USHL	58	22	26	48	40	-10	-	-	-	-	-	-
2019-20	Notre Dame	Big Ten	37	8	5	13	6	+1	-	-	-	-	-	-
2020-21	Notre Dame	Big Ten	29	4	6	10	4	+5	-	-	-	-	-	-

## KYLE KUKKONEN CENTER

[@kyle\\_kukkonen](#) [kylekukkonen9](#)



<b>SHOOTS</b> RIGHT	<b>HEIGHT</b> 5-10	<b>WEIGHT</b> 172
<b>BORN</b>	November 13, 2002; Maple Grove, Minnesota	
<b>DRAFTED</b>	By Anaheim in the sixth round (162nd overall) of the 2021 NHL Draft	

- In 2020-21, recorded 31-43=74 points with 16 PIM in 23 games with Maple Grove High School in Minnesota as the club's captain, leading all skaters in assists and ranking second in scoring among United States High School Minnesota League (USHS-MN) players.
- Scored 55-84=139 points in 54 career USHS-MN games from 2018-21, ranking fifth in assists and sixth in points in his three seasons. He also scored two goals in three USHL contests with the Madison Capitals in 2018-19.

SEASON	TEAM	LEAGUE	REGULAR SEASON							PLAYOFFS				
			GP	G	A	PTS.	PIM	+/-		GP	G	A	PTS.	PIM
2018-19	Maple Grove	USHS-MN	24	18	29	47	12	-	3	6	0	6	0	0
	Madison	USHL	3	2	0	2	0	-1	-	-	-	-	-	-
2019-20	Maple Grove	USHS-MN	7	6	12	18	4	-	-	-	-	-	-	-
2020-21	Maple Grove	USHS-MN	23	31	43	74	16	0	-	-	-	-	-	-
	Minot	NAHL	19	9	7	16	10	-8	5	3	2	5	2	2

# FUTURE DUCKS

## JACKSON LACOMBE DEFENSEMAN

[@lacombe\\_jackson](#)  
[jacksonlacombe](#)



<b>SHOOTS</b> LEFT	<b>HEIGHT</b> 6-2	<b>WEIGHT</b> 200
<b>BORN</b>	January 9, 2001; Eden Prairie, Minnesota	
<b>DRAFTED</b>	By Anaheim in the second round (39th overall) of the 2019 NHL Draft	

- Appeared in his second collegiate season in 2020-21 with Minnesota (Big Ten), earning 4-17=21 points with a +19 rating in 27 NCAA games...ranked tied for eighth in scoring and fifth in assists among all NCAA defensemen while leading Minnesota blueliners in scoring, goals, assists and plus/minus.
- Helped the Golden Gophers to a 2021 Big Ten Championship, recording two assists in the championship game.
- Was named to the 2021 All Big Ten First Team and was a NCAA Second Team All-American.
- As a freshman at Minnesota in 2019-20, earned 3-10=13 points with 14 PIM in 37 games...was named to the Big Ten All-Rookie Team after ranking 10th among freshmen and 14th among defensemen in points...was one of nine Gophers to appear in all 37 games.
- Was the first high school player selected in the 2019 NHL Draft...collected 27-111=138 points in 109 career United States High School Prep League (USHS) games with Shattuck St. Mary's Prep from 2017-19.
- Was named to the 2018-19 USHS All-USA Hockey First Team after recording 22-67=89 points in 54 games during his senior season.
- Helped Team USA to a gold medal at the 2021 World Junior Championship, recording one assist in six tournament games.

### REGULAR SEASONPLAYOFFS

SEASON	TEAM	LEAGUE	GP	G	A	PTS.	PIM	+/-	GP	G	A	PTS.	PIM
2017-18	Shattuck St. Mary's	USHS-MN	55	5	44	49	30	-	-	-	-	-	-
2018-19	Shattuck St. Mary's	USHS-MN	54	22	67	89	54	-	-	-	-	-	-
	Chicago	USHL	3	0	0	0	0	0	2	0	0	0	0
2019-20	Minnesota	Big Ten	37	3	10	13	14	-1	-	-	-	-	-
2020-21	Minnesota	Big Ten	27	4	17	21	8	+19	-	-	-	-	-

## JOSH LOPINA CENTER

[joshlopina](#)



<b>SHOOTS</b> LEFT	<b>HEIGHT</b> 6-2	<b>WEIGHT</b> 194
<b>BORN</b>	February 16, 2001; Minooka, Illinois	
<b>DRAFTED</b>	By Anaheim in the fourth round (98th overall) of the 2021 NHL Draft	

- Helped the University of Massachusetts-Amherst (Hockey East) to a national championship in 2020-21, scoring 9-14=23 points with a +21 rating in 29 NCAA games...ranked sixth among all NCAA freshmen in scoring, eighth in plus/minus and 10th in points per game (.79), while leading all rookies in faceoff wins (312).
- Was named to the 2020-21 Hockey East All-Rookie Team and became the first Minuteman player to earn Hockey East Co-Rookie of the Year recognition.
- Recorded 2-4=6 points in the NCAA Tournament, including two assists in the national semifinal game vs. Minnesota Duluth.
- Scored 24-38=62 points in 106 career USHL games with Lincoln from 2018-20.


### REGULAR SEASONPLAYOFFS

SEASON	TEAM	LEAGUE	GP	G	A	PTS.	PIM	+/-	GP	G	A	PTS.	PIM
2018-19	Lincoln	USHL	62	12	15	27	32	-25	-	-	-	-	-
2019-20	Lincoln	USHL	44	12	23	35	42	+6	-	-	-	-	-
2020-21	UMass	Hockey East	29	9	14	23	12	+21	-	-	-	-	-





## BLAKE MCLAUGHLIN LEFT WING [@blakemclaughli5](#) [blakemclaughlin7](#)



**SHOOTS**  
LEFT

**HEIGHT**  
6-0

**WEIGHT**  
170

**BORN** February 14, 2000; Grand Rapids, MN

**DRAFTED** By Anaheim in the third round (79th overall) of the 2018 NHL Draft

- Established career-highs in scoring (12-16=28), goals and plus/minus (+9), and matched his career-best in assists in 31 games with Minnesota (Big Ten) in 2020-21...ranked tied for third in scoring, goals and assists among Golden Gopher leaders...recorded eight multi-point efforts in 2020-21, including three straight Jan. 22 (2-2=4), Jan. 23 (2-1=3) and Jan. 29 (1-2=3).
- Helped the Golden Gophers to a 2021 Big Ten Championship, scoring 2-2=4 points in the championship game.
- Recorded 8-16=24 points in 37 games with Minnesota in 2019-20 ...ranked tied for third among team leaders in assists...was one of nine Gophers to appear in all 37 games.
- Made his Big Ten debut with Minnesota in 2018-19, recording 5-15=20 points in 35 games...ranked tied for second on the Gophers in GWG (3)...also led team freshmen in GWG, while ranking second in assists and points.

### REGULAR SEASON

### PLAYOFFS

SEASON	TEAM	LEAGUE	GP	G	A	PTS.	PIM	+/-	GP	G	A	PTS.	PIM
2015-16	Grand Rapids	USHS-MN	25	6	24	30	20	-	3	2	1	3	0
2016-17	Grand Rapids	USHS-MN	25	16	33	49	30	-	3	2	4	6	2
	Chicago	USHL	11	0	2	2	0	-4	1	0	0	0	2
2017-18	Chicago	USHL	54	23	29	52	70	-5	7	3	4	7	4
2018-19	Minnesota	Big Ten	35	5	15	20	36	-3	-	-	-	-	-
2019-20	Minnesota	Big Ten	37	8	16	24	34	-2	-	-	-	-	-
2020-21	Minnesota	Big Ten	31	12	16	28	8	+9	-	-	-	-	-

## IAN MOORE DEFENSEMAN

[@imoore17](#) [ianmoore17](#)



**SHOOTS**  
RIGHT

**HEIGHT**  
6-3

**WEIGHT**  
185

**BORN** January 4, 2002; Salt Lake City, Utah

**DRAFTED** By Anaheim in the third round (67th overall) of the 2020 NHL Draft

- Will represent Harvard University (ECAC) for the 2021-22 season.
- Helped the Chicago Steel (USHL) to a Clark Cup championship in 2020-21...scored 10-14=24 points with a +22 rating and 16 PIM in 45 regular season games...recorded three assists with a +6 rating in eight USHL playoff contests.
- Among Chicago defensemen in 2020-21, led in PPG (5) and GWG (3), co-led in goals, ranked third in scoring and plus/minus...ranked second in PPG, tied for second in GWG and was fourth in goals among all USHL defensemen.
- Was the first high school player selected in the 2020 NHL Draft...led all New England Prep Hockey defensemen in 2019-20 with 12-34=46 points in 28 games for St. Marks School (Massachusetts High School)...was named to the USHS First Team All-New England after ranking second in points-per game (1.62) and tied for third in scoring among all USHS defensemen in the nation...also appeared in one game for the U-18 U.S. National Team Development Program (USNTDP).
- Scored 17-33=50 points in 52 career USHS contests with St. Marks School from 2017-19.

### REGULAR SEASON

### PLAYOFFS

SEASON	TEAM	LEAGUE	GP	G	A	PTS.	PIM	+/-	GP	G	A	PTS.	PIM
2017-18	St. Mark's School	USHS-MA	21	1	13	14	-	-	-	-	-	-	-
2018-19	St. Mark's School	USHS-MA	31	16	20	36	-	-	-	-	-	-	-
2019-20	St. Mark's School	USHS-MA	28	12	34	46	-	-	-	-	-	-	-
	USNTDP	U-18	1	0	0	0	0	-	-	-	-	-	-
2020-21	Chicago	USHL	45	10	14	24	16	+22	8	0	3	3	6

THIMO NICKL DEFENSEMAN

thimo.nickl



**SHOOTS**  
RIGHT

**HEIGHT**  
6-2

**WEIGHT**  
180

**BORN**  
December 4, 2001; Klagenfurt, Austria

**DRAFTED**  
By Anaheim in the fourth round (104th overall) of the 2020 NHL Draft


- Split 2020-21 with Rogle (SHL) and Mora (Sweden-2)...made his SHL debut with Rogle, going scoreless in 15 contests...appeared in three games with Mora while also earning 1-4=5 points in nine appearances with Rogle Jr.
- Recorded 10-29=39 points and 43 PIM in 58 games as a rookie with Drummondville QMJHL in 2019-20... ranked second in points, goals, PPG (6) and assists among club blueliners...also ranked third in power-play points (25), fourth in assists and tied for fifth in scoring among team leaders.
- Had 3-13=16 points and 34 PIM in 55 career games in the Alps Hockey League (Austria's second division).
- Became the first-ever Austrian-born selection by Anaheim in 2020 NHL Draft and the 14th Austrian selected all-time.

REGULAR SEASON										PLAYOFFS				
SEASON	TEAM	LEAGUE	GP	G	A	PTS.	PIM	+/-		GP	G	A	PTS.	PIM
2016-17	Klagenfurter U-18	Austria Jr.	21	6	13	19	12	-		-	-	-	-	-
	Klagenfurter	Austria-2	6	0	0	0	4	-6		-	-	-	-	-
2017-18	Klagenfurter U-18	Austria Jr.	19	6	10	16	16	+8		5	1	2	3	8
	Klagenfurter	Austria-2	26	1	0	1	10	-17		-	-	-	-	-
2018-19	Klagenfurter U-18	Austria Jr.	1	0	2	2	4	+1		8	1	7	8	20
	Klagenfurter	Austria-2	24	2	13	15	20	-1		-	-	-	-	-
2019-20	Drummondville	QMJHL	58	10	29	39	43	-7		-	-	-	-	-
2020-21	Rogle Jr.	Sweden Jr.	9	1	4	5	16	+1		-	-	-	-	-
	Mora	Sweden 2	3	0	0	0	4	-2		-	-	-	-	-
	Rogle	Sweden	15	0	0	0	2	0		-	-	-	-	-



## JACK PERBIX RIGHT WING

[@perbix12](#) [j\\_perbix12](#)




<b>SHOOTS</b> RIGHT	<b>HEIGHT</b> 6-1	<b>WEIGHT</b> 190
<b>BORN</b>	September 13, 2000; Elk River, Minnesota	
<b>DRAFTED</b>	By Anaheim in the fourth round (116th overall) of the 2018 NHL Draft	

- Established career-highs in scoring (4-5=9), goals and plus/minus (+11) in 30 games with Minnesota (Big Ten)...also tied his personal-best in assists...helped the Golden Gophers to a 2021 Big Ten Championship.
- Made his NCAA debut with Minnesota in 2019-20, posting 2-5=7 points in 35 games.
- Split his first full USHL season in 2018-19 with Green Bay and Des Moines, combining for 12-37=49 points with a +8 rating in 60 games...ranked tied for ninth among USHL leaders in assists.
- Was named USHL Forward of the Week for Jan. 27, 2019 after scoring five goals (5-0=5) in two games...scored his first career USHL hat trick Jan. 26, 2019 vs. Lincoln (3-0=3).

REGULAR SEASON										PLAYOFFS				
SEASON	TEAM	LEAGUE	GP	G	A	PTS.	PIM	+/-		GP	G	A	PTS.	PIM
2016-17	Elk River High	USHS-MN	25	15	20	35	18	-		2	2	3	5	4
	USNTDP	U-17	5	0	0	0	2	-		-	-	-	-	-
2017-18	Elk River High	USHS-MN	25	19	42	61	31	-		2	2	5	7	0
	Green Bay	USHL	17	1	3	4	6	-5		2	0	0	0	0
2018-19	Green Bay	USHL	43	9	28	37	26	+2		-	-	-	-	-
	Des Moines	USHL	17	3	9	12	8	+6		5	0	1	1	2
2019-20	Minnesota	Big Ten	35	2	5	7	16	-5		-	-	-	-	-
2020-21	Minnesota	Big Ten	30	4	5	9	8	+11		-	-	-	-	-

## ALBIN SUNDSVIK CENTER

[@ASundsvik](#) [albinsundsvik](#)



<b>SHOOTS</b> LEFT	<b>HEIGHT</b> 6-2	<b>WEIGHT</b> 203
<b>BORN</b>	April 24, 2001; Stockholm, Sweden	
<b>DRAFTED</b>	By Anaheim in the sixth round (160th overall) of the 2020 NHL Draft	

- In his third SHL season with Skelleftea, scored a career-best 6-8=14 points with a +1 rating and 10 PIM...led all SHL players 20-and-young in games played, ranked seventh in scoring and tied for seventh in goals among...Skelleftea...helped Skelleftea to the SHL Semifinals, appearing in 12 playoff contests...Skelleftea went 34-18-5 when he was in the lineup.
- As an 18-year old in 2019-20, had 3-1=4 points in 38 SHL contests...also has recorded 33-36=69 points in 83 career Swedish J20 SuperElit (junior league).
- Represented Sweden at the 2021 World Junior Championship, scoring 1-2=3 points in five tournament games...won a gold medal at the 2019 U-18 World Championship.

REGULAR SEASON										PLAYOFFS				
SEASON	TEAM	LEAGUE	GP	G	A	PTS.	PIM	+/-		GP	G	A	PTS.	PIM
2017-18	Skelleftea Jr.	Sweden Jr.	22	3	3	6	8	-3		-	-	-	-	-
2018-19	Skelleftea Jr.	Sweden Jr.	42	17	24	41	32	-13		-	-	-	-	-
	Skelleftea	SHL	12	1	0	1	-	+3		-	-	-	-	-
2019-20	Skelleftea	SHL	38	3	1	4	2	-5		-	-	-	-	-
	Skelleftea Jr.	Sweden Jr.	19	13	9	22	8	+15		-	-	-	-	-
2020-21	Skelleftea	SHL	45	6	8	14	10	+1		12	0	0	0	2

# FUTURE DUCKS

## HENRY THRUN DEFENSEMAN

[@HenryThrun](#) [henrythrun](#)



**SHOOTS**  
LEFT

**HEIGHT**  
6-2

**WEIGHT**  
195

**BORN** March 12, 2001; Southborough, Massachusetts

**DRAFTED** By Anaheim in the fourth round (101st overall) of the 2019 NHL Draft

- In his first USHL season with Dubuque, scored 8-14=22 points with a +4 rating in 24 games...was named to the USHL Third All-Star Team, ranking third among all USHL skaters in points-per game (.92) and tied for sixth in goals...among Dubuque defensemen, co-led in goals, ranked second in scoring and third in assists despite playing fewer games than all team leaders.
- Played his first collegiate season with Harvard (ECAC) in 2019-20, collecting 3-18=21 points with a +17 rating in 31 games...was named to the ECAC All-Rookie Team after ranking tied for fifth among conference defensemen in points, fifth overall in assists and third in plus/minus.
- Appeared in 124 career games with the NTDP U-17 and U-18 teams from 2017-19, earning 15-61=76 points with a +68 rating.
- Helped Team USA to a gold medal at the 2021 World Junior Championship, recording one assist and a +6 rating in seven tournament games...also won gold at the 2018 U-17 World Hockey Challenge and bronze at the 2019 U-18 World Championship.


### REGULAR SEASON

### PLAYOFFS

SEASON	TEAM	LEAGUE	GP	G	A	PTS.	PIM	+/-	GP	G	A	PTS.	PIM
2017-18	USNTDP	U-17	56	20	39	59	42	-	-	-	-	-	-
	USNTDP	U-18	60	26	61	87	94	-	-	-	-	-	-
2018-19	USNTDP	U-18	64	8	29	37	22	+28	-	-	-	-	-
2019-20	Harvard	ECAC	31	3	18	21	12	+17	-	-	-	-	-
2020-21	Dubuque	USHL	24	8	14	22	4	+4	2	0	0	0	0

## SEAN TSCHIGERL CENTER

[@Tschigerl19](#) [seantschigerl](#)



**SHOOTS**  
LEFT

**HEIGHT**  
6-0

**WEIGHT**  
187

**BORN** April 11, 2003; Whitecourt, Alberta

**DRAFTED** By Anaheim in the fifth round (130th overall) of the 2021 NHL Draft

- Led the Calgary Hitmen of the WHL in goals (13) and ranked second in scoring (13-8=21) in 21 games in the shortened 2020-21 season...also ranked tied for seventh in points per game (1.0) among draft eligible WHL players.
- In his first WHL season in 2019-20, earned 4-9=13 points in 56 contests.
- Has scored 18-17=35 points in 85 career WHL games with Calgary, and has also appeared in four WHL playoff contests.
- Represented Canada at the 2017 U-17 World Hockey Challenge, scoring 1-1=2 points in five tournament games.

### REGULAR SEASON

### PLAYOFFS

SEASON	TEAM	LEAGUE	GP	G	A	PTS.	PIM	+/-	GP	G	A	PTS.	PIM
2018-19	Calgary	WHL	8	1	0	1	0	-3	4	0	0	0	0
2019-20	Calgary	WHL	56	4	9	13	16	-8	-	-	-	-	-
2020-21	Calgary	WHL	21	13	8	21	6	+4	-	-	-	-	-
	Whitecourt	AJHL	1	0	0	0	0	-	-	-	-	-	-



# PLAYER PERSONNEL



## FORWARDS

No.	NAME	HT	WT	POS	S	BIRTHPLACE	BIRTHDATE	2020-21 CLUB
12	Sonny Milano	6-0	204	LW	L	Massapequa, New York	May 12, 1996	Anaheim (NHL)
14	Adam Henrique	6-0	195	C	L	Brantford, Ontario	February 6, 1990	Anaheim (NHL)
15	Ryan Getzlaf	6-4	220	C	R	Regina, Saskatchewan	May 10, 1985	Anaheim (NHL)
19	Troy Terry	6-0	185	RW	R	Denver, Colorado	September 10, 1997	Anaheim (NHL)
20	Nicolas Deslauriers	6-1	220	LW	L	LaSalle, Quebec	February 22, 1991	Anaheim (NHL)
21	Isac Lundestrom	6-0	193	C	L	Gallivare, Sweden	November 6, 1999	Anaheim (NHL)
23	Sam Steel	5-11	184	C	L	Edmonton, Alberta	February 3, 1998	Anaheim (NHL)
33	Jakob Silfverberg	6-1	207	RW	R	Gavle, Sweden	October 13, 1990	Anaheim (NHL)
37	Mason McTavish	6-0	213	C	L	Zurich, Switzerland	January 30, 2003	Olten (Switzerland-1)
38	Derek Grant	6-3	210	C	L	Abbotsford, British Columbia	April 20, 1990	Anaheim (NHL)
39	Sam Carrick	6-0	200	C	R	Markham, Ontario	February 4, 1992	Anaheim (NHL)/San Diego (AHL)
40	Vinni Lettieri	5-11	185	RW	R	Excelsior, Minnesota	February 6, 1995	Anaheim (NHL)/San Diego (AHL)
44	Max Comtois	6-2	210	LW	L	Longueuil, Quebec	January 8, 1999	Anaheim (NHL)
46	Trevor Zegras	6-0	185	C	L	Bedford, New York	March 20, 2001	Anaheim (NHL)/San Diego (AHL)
49	Max Jones	6-3	216	LW	L	Rochester, Michigan	February 17, 1998	Anaheim (NHL)/San Diego (AHL)
50	Bor Groulx	6-2	20	C	L	Rouen, France	February 6, 2000	Halifax (QMJHL)/Moncton (QMJHL)
53	Buddy Robinson	6-6	227	RW	R	Bellmawr, New Jersey	September 30, 1991	Calgary (NHL)
55	Danny O'Regan	5-9	176	LW	R	Berlin, Germany	January 30, 1994	Henderson (AHL)
56	Brayden Tracey	6-0	186	LW	L	Calgary, Alberta	May 28, 2001	San Diego (AHL)/Victoria (WHL)
59	Sasha Pastujov	6-0	188	RW	L	Bradenton, Florida	July 15, 2003	USNTDP
64	Jacob Perreault	6-0	193	RW	R	Montreal, Quebec	April 15, 2002	San Diego (AHL)
66	Bryce Kindopp	6-1	191	RW	R	Lloydminster, Alberta	June 14, 1999	San Diego (AHL)/Tulsa (ECHL)
67	Rickard Rakell	6-0	195	LW	R	Sundbyberg, Sweden	May 5, 1993	Anaheim (NHL)
72	Hunter Drew	6-2	205	RW	R	Kingston, Ontario	October 21, 1998	San Diego (AHL)
77	Maxim Golod	6-0	182	LW	L	Concord, Ontario	August 18, 2000	San Diego (AHL)/Tulsa (ECHL)
82	Jack Badini	6-0	202	C	L	Old Greenwich, Connecticut	January 19, 1998	San Diego (AHL)/Tulsa (ECHL)
92	Alexander Volkov	6-1	193	RW	L	Moscow, Russia	August 2, 1997	Tampa Bay (NHL)/Anaheim (NHL)

## DEFENSEMEN

No.	NAME	HT	WT	POS	S	BIRTHPLACE	BIRTHDATE	2020-21 CLUB
2	Brendan Guhle	6-2	190	D	L	Edmonton, Alberta	July 29, 1997	Anaheim (NHL)/San Diego (AHL)
4	Cam Fowler	6-2	215	D	L	Windsor, Ontario	December 5, 1991	Anaheim (NHL)
22	Kevin Shattenkirk	6-0	212	D	R	New Rochelle, New York	January 29, 1989	Anaheim (NHL)
29	Greg Pateryn	6-2	221	D	R	Sterling Heights, Michigan	June 20, 1990	MIN (NHL)/COL (NHL)/SJS (NHL)
32	Jacob Larsson	6-3	202	D	L	Ljungby, Sweden	April, 29, 1997	Anaheim (NHL)/San Diego (AHL)
34	Jamie Drysdale	5-11	183	D	R	Toronto, Ontario	April 8, 2002	Anaheim (NHL)/San Diego (AHL)
42	Josh Manson	6-3	218	D	R	Hinsdale, Illinois	October 7, 1991	Anaheim (NHL)
43	Kodie Curran	6-1	185	D	L	Calgary, Alberta	December 18, 1989	San Diego (AHL)
47	Hampus Lindholm	6-4	215	D	L	Helsingborg, Sweden	January 20, 1994	Anaheim (NHL)
51	Olen Zellweger	5-9	179	D	L	Fort Saskatchewan, Alberta	September 10, 2003	Everett (WHL)
54	Trevor Carrick	6-2	204	D	L	Stouffville, Ontario	July 4, 1994	San Diego (AHL)
58	Brogan Rafferty	6-1	200	D	R	West Dundee, Illinois	May 28, 1995	Vancouver (NHL)
63	Axel Andersson	6-1	192	D	R	Larna, Sweden	February 10, 2000	Sodertalje (SWE-1)/San Diego (AHL)
76	Josh Mahura	6-0	185	D	L	St. Albert, Alberta	May 5, 1998	San Diego (AHL)/Anaheim (NHL)
86	Simon Benoit	6-3	203	D	L	Laval, Quebec	September 19, 1998	San Diego (AHL)/Anaheim (NHL)

## GOALTENDERS

No.	NAME	HT	WT	POS	C	BIRTHPLACE	BIRTHDATE	2020-21 CLUB
1	Lukas Dostal	6-1	192	G	L	Brno, Czech Republic	June 22, 2000	Ilves (Finland)/San Diego (AHL)
36	John Gibson	6-2	210	G	L	Pittsburgh, Pennsylvania	July 14, 1993	Anaheim (NHL)
41	Anthony Stolarz	6-6	243	G	L	Edison, New Jersey	January 20, 1994	Anaheim (NHL)/San Diego (AHL)
68	Roman Durny	6-2	229	G	L	Liptovsky Mikulas, Slovakia	May 28, 1998	Tulsa (ECHL)
78	Olle Eriksson Ek	6-3	210	G	L	Karlstad, Sweden	June 22, 1999	Tulsa (ECHL)/San Diego (AHL)

# SAN DIEGO GULLS



## FRONT OFFICE

7676 Hazard Center Drive,  
Suite 1075  
San Diego, CA 92108  
Phone: (619) 359-4700  
Fax: (619) 359-4701  
SanDiegoGulls.com

## ARENA

Pechanga Arena San Diego  
3500 Sports Arena Blvd  
San Diego, CA 92110  
(619) 224-4171  
Capacity: 12,920

## PRACTICE FACILITY

THE RINKS - Poway ICE  
12455 Kerran Street, #100  
Poway, CA 92064  
(658) 956-0045  
The-Rinks.com



## EXECUTIVE MANAGEMENT

Owners ..... Henry and Susan Samuelli  
Chief Executive Officer ..... Michael Schulman  
President, Hockey Operations ..... Bob Murray  
President, Business Operations ..... Matt Savant  
Assistant General Manager ..... Bob Ferguson

## COACHING STAFF

Head Coach ..... Joel Bouchard  
Assistant Coach ..... Daniel Jacob  
Assistant Coach ..... Maxime Talbot  
Video Coordinator ..... Austin Violette

## HOCKEY CLUB OPERATIONS

Director, Minor League Hockey Operations ..... Jillian Reddin  
Manager, Team Services ..... Jeff Goduti  
Head Equipment Manager ..... Joey Guilmet  
Assistant Equipment Manager ..... Ryan Tall  
Equipment Assistant ..... Alf Tejada  
Head Athletic Trainer ..... Ryan Ledwon  
Assistant Athletic Trainer ..... Brett Bernstein  
Head Strength and Conditioning Coach ..... Caylin Reikoff  
Strength and Conditioning ..... Colin Reddin

## COMMUNICATIONS & BROADCASTING

Director, Communications & Broadcasting ..... Aaron Cooney  
Play-by-Play Announcer ..... Andy Zilch  
Color Analyst ..... BJ MacPherson

## COMMUNITY RELATIONS

Director, Community Relations ..... Melissa Werman  
Community Relations Coordinator ..... Andrea Anderson

## CORPORATE PARTNERSHIPS

Director, Corporate Partnerships ..... Greg Zweig  
Corporate Partnerships, Activation Manager ..... Kyle O'Rourke  
Sales Manager, Corporate Partnerships ..... Derek Dawson  
Activation Associate, Corporate Partnerships ..... Briana Abasta

## FINANCE

Controller ..... Mike Pomares

## HUMAN RESOURCES

Human Resources Generalist ..... Lori Poncino

## MARKETING

Director, Marketing ..... Ryan Johnson

Manager, Digital Marketing ..... AJ Manderichio  
Manager, Marketing ..... Tyler Hadfield  
Manager, Game Operations ..... David DesRochers  
Manager, Merchandise ..... Rebekah Schieck  
Social and Digital Media Coordinator ..... Abby Asma  
Graphic Designer ..... Dominique Chirinciu  
Event Coordinator ..... Cesar Perez

## TICKETING

Director, Ticket Sales ..... Nate Beasley  
Business Intelligence Manager ..... Tanner Franklin  
Business Intelligence Database Associate ..... Brady DuPea  
Manager, Group Sales ..... Casey Callahan  
Manager, Season Ticket Sales and Service ..... Jesse Correia  
Manager, Inside Sales ..... Nick Sciarbarra  
Account Service Executive, Season Ticket Sales ..... Rick Hague  
Account Executive, Season Ticket Sales ..... Charles Aguayo  
Account Executive, Season Ticket Sales ..... Chase Davis  
Account Executive, Season Ticket Sales ..... Joshua Woodard  
Account Executive, Season Ticket Sales ..... Evan Krausz  
Account Executive, Group Sales ..... Steven Somera  
Account Executive, Group Sales ..... Bill Foltz Jr.  
Account Executive, Group Sales ..... Joshua Barre  
Inside Sales Representative ..... Brandon Estrada  
Inside Sales Representative ..... Gabriella Garcia

## THE RINKS - POWAY ICE

Vice President ..... Art Trotter  
General Manager ..... Kyle Broderick  
Assistant Manager ..... Kevin Trindl  
Hockey Director ..... Rick Hutchinson  
Hockey Manager ..... Dean Wilson  
Director of Figure Skating ..... Alex Chang  
Skating School Lead ..... Courtney Walker

## MISCELLANEOUS

Home Ice ..... Pechanga Arena San Diego (opened 1966)  
Capacity ..... 12,920  
Club Colors ..... Orange, Blue, Black  
PA Announcer ..... Callan McClurg  
Founded ..... 2015

## TEAM HISTORY

The San Diego Gulls took the ice on Oct. 10, 2015 to open their inaugural American Hockey League season in San Diego. One of eight teams in the AHL's recently created Pacific Division and one of five still playing dating to the inaugural 2015-16 season, the Gulls have since posted an all-time record of 210-131-22-10 with 452 points (.606 points percentage). San Diego leads the Pacific Division in all-time wins, points and points percentage (min. two seasons) since the division's inception in 2015.

The Gulls have qualified for the Calder Cup Playoffs in three of their four opportunities, and are one of three AHL clubs to advance to the Division Finals on three-or-more occasions since the inception of the current division format in 2015 (also Toronto and Hershey). San Diego is the only team in the Pacific Division to advance beyond the First Round of the Calder Cup Playoffs on multiple occasions. The Gulls have won the most playoff series (4) and games (18) among Pacific Division clubs.

The Gulls led the AHL in attendance in 2018-19 (9,021 avg.) for the second straight season after becoming the first team in 12 seasons to usurp the Hershey Bears atop the league's attendance charts in 2017-18 (9,305 avg.). San Diego was also named the AHL's Team of the Year in 2016-17 in addition to the ticket sales department of the year from 2015-18.

Professional hockey in San Diego has a rich history, dating to the San Diego Skyhawks of the Pacific Coast Hockey League in 1944. Since then, San Diego has been home to several professional teams and leagues throughout the years, including the aforementioned Skyhawks (1944-50), Gulls of the Western Hockey League (1966-74), Mariners of the World Hockey Association (1974-77) and Pacific Hockey League (1977-78), Hawks of the PHL (1978-79) and Gulls of the International Hockey League (1990-95), West Coast Hockey League (1995-03) and ECHL (2003-06).

The Gulls' home venue of Pechanga Arena San Diego opened Nov. 17, 1966 with a 4-1 San Diego Gulls (WHL) victory over the Seattle Totems. Pechanga Arena San Diego (formerly San Diego Sports Arena, iPayOne Center and Valley View Casino Center) has housed professional hockey, basketball, indoor soccer, arena football, tennis and numerous entertainment events. A central figure in San Diego sports history, Pechanga Arena San Diego has recently seen significant arena upgrades, most notably a new state-of-the-art scoreboard prior to the Gulls' 2015-16 campaign and a new LED lighting system in 2017-18.



## **BOB FERGUSON** **ASSISTANT GENERAL MANAGER**

The 2021-22 AHL campaign marks Bob Ferguson's 14th season with the Anaheim Ducks organization and his seventh with the San Diego Gulls. Ferguson has helped build a team that has advanced to the Pacific Division Finals in three of its first four seasons and reached the Western Conference Finals in 2019. The Gulls have gone 210-131-22-10 with 452 points (.606 points percentage) since its debut season in 2015-16.

Ferguson previously spent three seasons as Assistant General Manager of the Norfolk Admirals, Anaheim's AHL affiliate from 2012-15. Ferguson owns more than 40 years of experience in a coaching or management capacity at the minor league and junior levels, including the last 12 seasons with the Anaheim organization. He spent the 2010-11 and 2011-12 campaigns as Assistant General Manager of the Syracuse Crunch, Anaheim's AHL affiliate prior to Norfolk. In 2009-10, he served as a scout for Anaheim, responsible for amateur and college scouting along with other special assignments in hockey operations. Ferguson's first season with the Ducks organization was 2008-09, when he held the post of Assistant General Manager for the Iowa Chops, Anaheim's then-AHL affiliate.

Prior to joining the Ducks, Ferguson spent nine years as a head coach in the professional ranks with the Indianapolis Ice of the IHL, as well as the Florida Everblades and Augusta Lynx of the ECHL. In his nine seasons as a professional coach, Ferguson's teams never missed the playoffs.

A native of Kingston, Ontario, Ferguson is a three-time USA Hockey National Champion (Gold Cup), a five-time United States Hockey League (USHL) Coach of the Year, a five-time USHL General Manager of the Year and two-time ECHL Coach of the Year. Before reaching the IHL, Ferguson coached in the USHL for 17 seasons with the Sioux City Musketeers and Des Moines Buccaneers. With 517 career USHL coaching wins, he ranks third all-time in league history. During his USHL tenure, he led Sioux City (2) and Des Moines (3) to multiple Clark Cup championships.

Ferguson and his wife, Lisa, have two children: Brett and Kaylee; and two grandchildren: Caleb and Aiden. The family resides in San Diego.



## **JOEL BOUCHARD** **HEAD COACH**

Joel Bouchard enters his first season as head coach of the San Diego Gulls, becoming the third head coach in Gulls AHL history.

Named to his current position on July 9, 2021, Bouchard spent the past three seasons as the head coach of the Montreal Canadiens' primary development affiliate in Laval, guiding the club to an 83-67-14-10 record. He led the Rocket to a 23-9-3-1 record in 2020-21 to win the Frank S. Mathers Trophy as winners of the Canadian Division while posting the second-highest points percentage in the AHL (.694).

A native of Montreal, Bouchard spent seven seasons from 2011-18 as general manager of the Blainville-Boisbriand Armada of the Quebec Major Junior Hockey League (QMJHL), while also serving as head coach from 2014-18. In 272 games behind the Armada bench, he posted a 160-80-23-9 record, including consecutive QMJHL President Cup Finals appearances in 2017 and 2018. He also served as an assistant coach with the Montreal Junior of the QMJHL from 2008-11 before the franchise relocated to Blainville-Boisbriand in 2011.

Internationally, Bouchard served as the general manager of the Canadian National Junior Team for two years, assembling a roster that won a gold medal at the 2018 World Junior Championship and silver in the 2017 tournament.

Selected by Calgary in the sixth round (129th overall) of the 1992 NHL Draft, Bouchard played in 364 career NHL games with Calgary, Nashville, Dallas, Phoenix, New Jersey, New York Rangers, Pittsburgh and New York Islanders, recording 22-53=75 points. He also appeared in 293 career AHL games, earning 37-108=145 points while being named an AHL All-Star in 1994-95 and 1995-96. Bouchard helped Canada to gold medals at the 1997 World Championship and back-to-back World Junior Championships in 1993 and 1994.



## **DANIEL JACOB**

### **ASSISTANT COACH**

Daniel Jacob enters his first season as Assistant Coach for the Gulls. Jacobs joins the Anaheim Ducks organization after serving as Assistant Coach with the Laval Rocket under head coach Joel Bouchard for three seasons (2018-21). Jacobs helped guide Laval to an 83-67-14-10 record, including a 23-9-3-1 record and Canadian Division championship in 2020-21, posting the second-highest points percentage in the AHL (.694).

Prior to his stint with Laval, Jacob worked alongside Bouchard in the same capacity to lead the Blainville-Boisbriand Armada to back-to-back President Cup Finals appearances in 2016-17 and 2017-18. With Jacob on staff, the Armada never missed the playoffs, posting an impressive 160-80-18-14 record, and winning the Jean-Rougeau Trophy in 2017-18 as the QMJHL's regular season champions. Jacob also joined Bouchard's coaching staff for the gold medal-winning Men's National Under-17 Team at the 2017 Ivan Hlinka Memorial Tournament.

Prior to making his coaching debut, the St-Jean-sur-Richelieu native suited up for four seasons with the McGill University Redmen where he recorded 16-21=37 points and 369 PIM in 108 contests. The former defenseman also sported the colors of the AHL's San Antonio Rampage and Austria's Innsbruck HC before closing out his playing career. Jacob graduated from McGill University with a kinesiology degree and served as director of the McGill Redmen Hockey School for four years.



## **MAX TALBOT**

### **ASSISTANT COACH**

Max Talbot is in his first season as Assistant Coach for the Gulls. Talbot joins the Anaheim Ducks organization from the Creative Artists Agency where he spent two years as a Player Development Consultant following a 15-year professional hockey career.

Originally selected by the Pittsburgh Penguins in the eighth round (234th overall) of the 2002 NHL Draft, Talbot is a veteran of 704 career NHL games with Pittsburgh, Philadelphia, Colorado and Boston. He recorded 91-113=204 points and 495 penalty minutes (PIM) from 2005-2016. He also collected 18-21=39 points in 84 career postseason games, leading Pittsburgh to a Stanley Cup championship in 2009, scoring the Stanley Cup-clinching goal in Game 7 as part of a two-goal performance.

Talbot played parts of four AHL seasons with Wilkes-Barre/Scranton (2004-07) and Providence (2015-16), earning 33-43=76 points in 148 career regular season games. He also spent four seasons internationally with Omsk Avangard and Yaroslavl Lokomotiv (Russia) and Ilves Tampere (Finland), notching 30-41=71 points in 157 contests.

Talbot and his wife, Cynthia, have three children. The family resides in Poway. Cynthia is a former Olympic figure skater, representing Canada at the 2010 Winter Olympics, and is a two-time Canadian national champion (2004 & 2011) and four-time Canadian silver medalist (2005, 2009, 2010, 2012).



## **AUSTIN VIOLETTE**

### **VIDEO COORDINATOR**

Austin Violette enters his third season as Video Coordinator with the San Diego Gulls. In his first two seasons, Violette helped the club to back-to-back top-four finishes in the Pacific Division with a combined 56-36-7-2 record.

Violette joined the organization after serving as Video Coach/Assistant Coach for the Maine Mariners of the ECHL in 2018-19. A native of Gorham, Maine, Violette helped the Mariners to a 37-32-2-1 record for 77 points in his first season in a hockey operations role.






POS.	NO.	PLAYER	GP	G	A	P	+/-	PIM	PP	SH	GW	S	S%
RW	22	Andrew Poturalski	44	9	34	43	-3	10	1	0	1	102	8.8
C	7	Chase De Leo	37	15	20	35	1	18	7	1	4	124	12.1
C	24	Bo Groulx*	42	10	19	29	14	24	0	2	0	60	16.7
LW	26	Andrew Agozzino	31	13	14	27	-4	27	8	0	2	71	18.3
RW	19	Vinni Lettieri	22	14	12	26	-5	12	4	0	5	80	17.5
C	25	Sam Carrick	27	14	10	24	5	19	4	0	1	91	15.4
C	12	Alex Limoges*	23	11	10	21	13	8	2	0	1	39	28.2
C	13	Trevor Zegras*	17	10	11	21	7	12	2	0	1	53	18.9
RW	16	Bryce Kindopp*	39	10	10	20	8	4	1	2	2	54	18.5
D	6	Josh Mahura	28	6	14	20	9	16	1	0	1	49	12.2
RW	11	Jacob Perreault*	27	3	14	17	-11	29	0	0	0	36	8.3
D	39	Nikolas Brouillard*	29	3	11	14	6	28	1	0	0	43	7
D	23	Kodie Curran	24	6	7	13	-8	15	3	0	0	41	14.6
D	36	Hunter Drew	33	6	6	12	4	29	0	0	1	66	9.1
D	45	Brendan Guhle	23	2	10	12	9	25	0	0	0	37	5.4
D	44	Trevor Carrick	39	1	11	12	4	53	0	0	0	60	1.7
RW	18	Matt Lorito	27	6	5	11	-4	14	0	0	1	40	15
D	17	Jamie Drysdale*	14	4	6	10	1	6	0	0	1	36	11.1
D	5	Simon Benoit	38	1	7	8	4	32	0	0	1	40	2.5
D	4	Keegan Lowe	44	2	4	6	-9	33	0	0	2	47	4.3
C	14	Antoine Morand	21	1	5	6	-9	12	0	0	0	24	4.2
D	29	Axel Andersson*	17	2	3	5	-3	2	1	0	0	27	7.4
LW	28	Maxim Golod*	16	1	4	5	5	8	0	0	1	8	12.5
C	10	Alex Dostie	20	0	5	5	-6	4	0	0	0	21	0
LW	14	Greg Printz*	13	1	2	3	-4	12	0	0	0	13	7.7
LW	29	Sonny Milano	2	0	2	2	2	0	0	0	0	3	0
D	21	Jeremy Roy	16	0	2	2	-4	15	0	0	0	17	0
C	32	Charlie Sampair	5	1	0	1	-2	2	0	0	0	6	16.7
LW	15	Jamie Devane	26	1	0	1	-6	44	0	0	1	19	5.3
LW	29	Brent Gates Jr.	2	0	1	1	1	0	0	0	0	1	0
LW	38	Jack Badini*	23	0	1	1	-3	4	0	0	0	11	0
D	3	Andy Welinski	3	0	0	0	-3	9	0	0	0	4	0
D	40	Keegan Kanzig	8	0	0	0	-3	31	0	0	0	5	0
LW	12	Brayden Tracey*	12	0	0	0	-2	4	0	0	0	8	0
<b>TOTALS</b>			<b>44</b>	<b>153</b>	<b>261</b>	<b>414</b>	<b>4</b>	<b>573</b>	<b>35</b>	<b>5</b>	<b>26</b>	<b>1336</b>	<b>11.5</b>

NO.	GOALTENDER	GPI	MINS	GAA	W	L	OT	EN	SO	GA	SA	SV%	G	A	PIM
1	Lukas Dostal*	24	1423	2.87	15	9	0	3	0	68	745	.916	0	0	0
41	Anthony Stolarz	3	184	2.93	3	0	0	0	0	9	104	.92	0	0	0
31	Olle Eriksson Ek*	15	859	3.14	8	6	1	3	0	45	409	.901	0	1	0
30	Jeff Glass	4	169	4.6	0	2	0	1	0	13	88	.871	0	0	0
<b>TOTALS</b>		<b>44</b>	<b>2654</b>	<b>3.21</b>	<b>26</b>	<b>17</b>	<b>1</b>	<b>7</b>	<b>0</b>	<b>142</b>	<b>1346</b>	<b>.905</b>	<b>0</b>	<b>1</b>	<b>0</b>

\* = Rookie

# ALL-TIME DUCKS AHL AFFILIATE RECORDS

Year	Team	League	Coach	REGULAR SEASON						PLAYOFFS			
				GP	W	L	OTL	PTS	%	GP	W	L	%
1993-94	San Diego Gulls	IHL	Harold Snepsts	81	42	28	11	95	0.586	9	4	5	0.444
1994-95	San Diego Gulls	IHL	Walt Kyle	81	37	36	8	82	0.506	5	2	3	0.400
1995-96	Baltimore Bandits	AHL	Walt Kyle	80	33	36	11	77	0.481	12	6	6	0.500
1996-97	Baltimore Bandits	AHL	Moe Mantha	80	30	37	13	73	0.456	3	0	3	0.000
1997-98	Cincinnati Mighty Ducks	AHL	Moe Mantha	80	23	37	20	66	0.413	-	-	-	-
1998-99	Cincinnati Mighty Ducks	AHL	Moe Mantha	80	35	39	6	76	0.475	3	0	0	0.000
1999-00	Cincinnati Mighty Ducks	AHL	Moe Mantha	80	30	37	13	73	0.456	-	-	-	-
2000-01	Cincinnati Mighty Ducks	AHL	Mike Babcock	80	41	26	13	95	0.594	4	1	3	0.250
2001-02	Cincinnati Mighty Ducks	AHL	Mike Babcock	80	33	33	14	80	0.500	3	1	2	0.333
2002-03	Cincinnati Mighty Ducks	AHL	Brad Shaw	80	26	35	19	71	0.444	-	-	-	-
2003-04	Cincinnati Mighty Ducks	AHL	Brad Shaw	80	29	37	14	72	0.450	9	5	4	0.556
2004-05	Cincinnati Mighty Ducks	AHL	Brad Shaw	80	44	31	5	93	0.581	12	5	7	0.417
2005-06	Portland Pirates	AHL	Kevin Dineen	80	53	19	8	114	0.713	19	11	8	0.579
2006-07	Portland Pirates	AHL	Kevin Dineen	80	37	31	12	86	0.538	-	-	-	-
2007-08	Portland Pirates	AHL	Kevin Dineen	80	45	26	9	99	0.619	18	11	7	0.611
2008-09	Iowa Chops	AHL	Gord Dineen	80	33	33	14	80	0.500	-	-	-	-
2009-10	Syracuse Crunch	AHL	Ross Yates	80	34	39	7	75	0.469	-	-	-	-
2010-11	Syracuse Crunch	AHL	Mark Holick	80	35	38	7	77	0.481	-	-	-	-
2011-12	Syracuse Crunch	AHL	Mark Holick, Trent Yawney	76	37	29	10	84	0.553	4	1	3	0.250
2012-13	Norfolk Admirals	AHL	Trent Yawney	76	37	34	5	79	0.520	-	-	-	-
2013-14	Norfolk Admirals	AHL	Trent Yawney	76	40	26	10	90	0.592	10	5	5	0.500
2014-15	Norfolk Admirals	AHL	Jarrod Skalde	76	27	39	10	64	0.421	-	-	-	-
2015-16	San Diego Gulls	AHL	Dallas Eakins	68	39	23	6	84	0.618	9	4	5	0.444
2016-17	San Diego Gulls	AHL	Dallas Eakins	68	43	20	5	91	0.669	10	4	6	0.400
2017-18	San Diego Gulls	AHL	Dallas Eakins	68	36	28	4	76	0.559	-	-	-	-
2018-19	San Diego Gulls	AHL	Dallas Eakins	68	36	24	8	80	0.588	16	9	7	0.563
2019-20	San Diego Gulls	AHL	Kevin Dineen	57	30	19	8	68	0.596	-	-	-	-
2020-21	San Diego Gulls	AHL	Kevin Dineen	44	26	17	1	53	0.602	3	1	2	0.333
<b>TOTALS</b>				<b>2119</b>	<b>991</b>	<b>857</b>	<b>271</b>	<b>2253</b>	<b>0.532</b>	<b>149</b>	<b>70</b>	<b>76</b>	<b>0.470</b>





## FRONT OFFICE

9128 E 46th Street  
Tulsa, OK 74145  
Phone: (918) 632-7825  
www.TulsaOilers.com

## ARENA

BOK Center  
200 S. Denver, Ave.  
Tulsa, OK 74013  
Phone: (918) 894.4200  
Capacity: 17,096

## PRACTICE FACILITY

Oilers Ice Center  
6413 S. Mingo Road  
Tulsa, OK 74133  
Phone: (918) 212-4768



## TULSA OILERS

Owners .....	NL Sports, LLC	Vice President of Ticket Sales .....	Shawn Watring
General Manager .....	Taylor Hall	Director of Team Services .....	Desiree Saczynski
Head Coach and Director of Hockey Operations .....	Rob Murray	Broadcaster & Director of Media Relations .....	Zack Reynolds
Head Athletic Trainer .....	Steve Lintern	Corporate Ambassador & Color Commentator	Luke Hamilton
Head Equipment Manager .....	Landon Proctor	Manager of Ticket Sales .....	Nathan Tyahla
Equipment Assistant .....	Conner Jones	Manager of Game Operations .....	Adam Schuh
Vice President of Operations .....	Jessica Adams	Graphic Designer .....	Nicole Koehn

## TEAM HISTORY

The Tulsa Oilers have existed on and off since 1928, with the first installment of the team playing in the American Hockey Association. The original Oilers played in the state-of-the-art Tulsa Coliseum, ceasing operations in 1942 as a result of World War II.

The second Oilers franchise was the shortest to date, participating in the original USHL from 1945-51.

The team returned in 1964, joining the Central Professional Hockey League, which would later become the CHL — a league owned and operated by the NHL. The Oilers were three-time Adams Cup champions during their time in the CHL, lasting until the league's final season in 1984. Several NHL alumni and five members of the Miracle on Ice team played for the Oilers during this era. Some alumni include John Vanbiesbrouck, Don Cherry, Pat Quinn and Rick Bowness.

Tulsa would be without hockey from 1984 until 1992, when the current iteration of the team was reborn. The Oilers began play in the newly-formed CHL, winning the Ray Miron President's Cup in its first season. The Oilers continued to play in the CHL until the CHL, ECHL merger in 2014. Tulsa won its first Mountain Division Championship in 2018-19, finishing atop the Mountain Division in the regular season and reaching game seven of the ECHL's Western Conference Finals.

The Oilers own an all-time record of 233-203-37-22 in 495 games since joining the ECHL prior to the 2014-15 season. Head coach Rob Murray will enter his fifth season behind the bench in Tulsa with the start of the 2021-22 ECHL campaign.


The Ducks and Tulsa Oilers began a multi-year affiliation agreement beginning in the 2020-21 season.











# HISTORY

# 2020-21 ANAHEIM DUCKS



**FRONT ROW (L-R):** John Gibson, Assistant Coach Marty Wilford, Assistant Coach Mark Morrison, Head Coach Dallas Eakins, Owner Henry Samueli, Jakob Silfverberg, Ryan Getzlaf, Josh Manson, Owner Susan Samueli, Chief Executive Officer Michael Schulman, Goaltending Coach Sudarshan Maharaj, Anthony Stolarz, Ryan Miller **SECOND ROW:** Video Coach Brett Ferguson, Video Coach Joe Piscotty, Skating & Skills Development Coach Larry Barron, Sam Steel, Carter Rowney, Adam Henrique, Cam Fowler, Hampus Lindholm, Rickard Rakell, Kevin Shattenkirk, Danton Heinen, Director of High Performance Dr. Jeremy Bettle, Head of Sports Science & Performance & Head Strength & Conditioning Coach Matt Herring, Massage Therapist Mike Griebel **THIRD ROW:** Head Athletic Trainer Joe Huff, Director of Physical Therapy Kevin Taylor, Assistant Athletic Trainer Chad Walker, Sonny Milano, Jacob Larsson, Derek Grant, David Backes, Nicolas Deslauriers, Haydn Fleury, Sam Carrick, Head Equipment Manager Chris Aldrich, Assistant Strength & Conditioning Coach Christoph Wyss, Physical Therapist Edan Devora **FOURTH ROW:** Assistant Equipment Manager Matt Brayfield, Trevor Zegras, Trevor Carrick, Isac Lundestrom, Troy Terry, Max Jones, Max Comtois, Alexander Volkov, Andy Welinski, Simon Benoit, Jamie Drysdale, Assistant Equipment Manager Jeff Tyni

## THE 2020-21 SEASON:

The Ducks concluded the 2020-21 season with a 17-30-9 record and 43 points...Anaheim completed the season with a 2-1-2 record the final five games in addition to points in five of the final seven contests (3-2-2)...the Ducks picked up points in seven of its 10 last road games (5-3-2) and went 7-4-2 the last 13 games away from home to conclude the season...the Ducks killed 43 of their last 49 penalties overall (87.8%) and 53-of-60 the final 20 games (88.3%)...Anaheim completed the campaign winning 50%-or-more of their draws in 36 of 56 games (64%), in addition to 21 of the final 30.

## LEADING THE WAY:

**Max Comtois** (16-17=33) led Anaheim in scoring and goals, and ranked second in assists...Comtois became the second-youngest player in Ducks history at 21 years and 120 days to lead the team in scoring, behind only Paul Kariya's 18-21=39 points in 1994-95 (20 years, 199 days)...he was also the second-youngest NHL player to lead his team in scoring and goals, behind only Brady Tkachuk in scoring (OTT: 17-19=36) and Joel Farabee in goals (PHI: 20)...**Cam Fowler** led Ducks defensemen in scoring (5-18=23), goals, assists and shots (75), marking the second straight season Fowler has led the club in points and goals...**Rickard Rakell** (9-19=28) paced Anaheim in assists and shots (144), ranked second in scoring and third in goals...Rakell became the first Ducks player to surpass Ryan Getzlaf as the team leader in assists in 14 seasons (Getzlaf led the club in assists for 13 straight seasons from 2007-08 to 2019-20)...**Anthony Stolarz** ranked eighth in SV% (.926) among qualified NHL goaltenders, posting a 3-2-0 his last five starts with one shutout, a 1.78 GAA and .938 SV%.

## ALL-TIME WINS

RK	Goaltender	W
13	Chris Osgood	401
14	<b>Ryan Miller</b>	<b>391</b>
15	Dominik Hasek	389
16	Mike Vernon	385
17	John Vanbiesbrouck	374

## ALL-TIME GAMES (U.S.)

RK	Goaltender	GP
1	John Vanbiesbrouck	882
2	<b>Ryan Miller</b>	<b>796</b>
3	Tom Barrasso	777
4	Mike Richter	666
5	Jonathan Quick	666

## ALL-TIME STARTS (U.S.)

RK	Goaltender	GS
1	John Vanbiesbrouck	882
2	<b>Ryan Miller</b>	<b>772</b>
3	Tom Barrasso	755
4	Jonathan Quick	658
5	Mike Richter	648

## ALL-TIME SAVES

RK	Goaltender	SV
11	Gump Worsley	21,766
12	<b>Ryan Miller</b>	<b>21,665</b>
13	Grant Fuhr	21,615
14	Gilles Meloche	21,138
15	Sean Burke	21,003



## ONE-GOAL GAMES:

Anaheim played in a league-high 29 one-goal games (51.8%). Anaheim's highest percentage of one-goal games since and 2016-17 and 2010-11 (53.7%, 44-of-82)...the Ducks tied a club record, playing in eight straight one-goal from Feb. 22-Mar. 8, 2021, matching the previous mark set Feb. 28-Mar. 19, 2009...only St. Louis had a longer streak of nine straight one-goal games in 2020-21 (Feb. 13-Mar. 12)...seventeen of Anaheim's 28 road games in 2020-21 were decided by one goal (60.7%), the most among all NHL clubs...Anaheim also played in a club record seven straight one-goal road games from Feb. 9-Mar. 6, surpassing the prior mark of six set on three prior occasions (last: Mar. 20-Apr. 7, 2016).

## MILLER'S TIME:

Ryan Miller announced his retirement from the NHL at the conclusion of the 2020-21 season on Apr. 29...he retired as the all-time leader among American-born goaltenders in wins (391), second in shutouts (44) and games played (795), and is one of six goalies in NHL history to win 30 games in seven straight seasons (2006-12)...Miller is the only player in hockey history to be named the top goaltender in the NCAA, American Hockey League, Winter Olympics and the NHL...Miller won the 2010 Vezina Trophy as the NHL's top goaltender, was named the MVP and Best Goaltender in the 2010 Olympics, the 2005 AHL Baz Bastien Memorial Award as the AHL's best goaltender, and the 2001 Hobey Baker Award as the NCAA's top collegiate player...Miller appeared in 18 NHL seasons with Anaheim, Vancouver, St. Louis and Buffalo from 2002-21, posting a 391-289-88 record with a 2.64 GAA and .914 SV% in 796 career NHL games.

## MR. 700 and 1,100:

**Ryan Getzlaf** recorded his 700th career assist Mar. 18 vs. ARI, becoming the 55th player in NHL history and the fourth active player to record 700 assists, joining Joe Thornton, Sidney Crosby and Nicklas Backstrom...Getzlaf leads Anaheim in career assists (703) and became the first member of the 2003 NHL Draft to reach 700 assists...Getzlaf also became the 14th active player and the first in Ducks history to reach 1,100 career games May 5 @ STL.

## TEENAGE DREAM:

Rookies **Jamie Drysdale** (18 years, 344 days) and **Trevor Zegras** (19 years, 363 days) scored their first NHL goals 2:29 apart Mar. 18 vs. ARI...the two goals made Drysdale and Zegras the youngest set of teammates in NHL history to each score their first NHL goals less than 2:30 apart...Drysdale and Zegras are the second Ducks teammates 19 or younger to score in the same game, joining Oleg Tverdokovsky (19) and Chad Kilger (18) Nov. 5, 1995 vs. NJD...Drysdale's goal came in his NHL debut, and he added an assist on Zegras' goal to become the third defenseman in NHL history to record multiple points in his NHL debut at age 18-or-younger (Petr Svoboda, MTL; Oct. 11, 1984 @ BUF & Ray Bourque, BOS; Oct. 11, 1979 @ WPG)...Drysdale's goal marked only the fourth time in NHL history an 18-year-old scored a goal in his NHL

debut (Bourque in the aforementioned game, Scott Stevens, WSH; Oct. 6, 1982 @ NYR & Jason Doig, WPG; Oct. 7, 1995 vs. DAL)...at 18 years, 344 days, Drysdale became the youngest Ducks player in 25 years and the second-youngest player in franchise history to score a goal in his NHL debut (Chad Kilger, Oct. 9, 1995 @ WPG; 18 years, 316 days)...Drysdale is also the third-youngest Ducks defenseman in franchise history to score a goal (fourth-youngest player overall) and is the youngest-ever player in franchise history to record two points in his NHL debut (1-1=2)...Zegras scored his first career NHL goal at 14:30 of the second period, becoming the third-youngest U.S.-born player to score a goal for Anaheim (10th-youngest player in club history).

## KIDDING AROUND:

Eleven players 23 or younger appeared in a game for Anaheim: Jamie Drysdale (18) Trevor Zegras (19), Isaac Lundestrom (21), Simon Benoit (22), Max Comtois (22), Josh Mahura (22), Max Jones (22), Jacob Larsson (23), Sam Steel (22), Troy Terry (23) and Alex Volkov (23)...Comtois led the Ducks in goals (16) and scoring (33) and was the second-youngest player in the NHL to lead his team in scoring (Brady Tkachuk, OTT: 17-19=36) and goals (Joel Farabee, PHI: 20)...Drysdale ranked fifth among NHL rookies in TOI/game (19:35) and also finished second among Ducks blueliners in goals (3) and tied for second in points-per game (.33).

## HATS OFF:

**Isaac Lundestrom** scored his first career hat trick Mar. 1 vs. STL (3-0=3), becoming the second-youngest player in club history to score a hat trick (21 years, 115 days), behind only Sam Steel (21 years, 51 days on Mar. 26, 2019 @ VAN, 3-0=3)...he scored his goals at 5:04 of the first period, 0:34 and 15:16 of the third...Lundestrom is the 26th player to record a hat trick in franchise history (58th all-time).

## CALLING IT A CAREER:

Anaheim Ducks Senior Vice President of Hockey Operations David McNab announced his retirement from the NHL on May 11...an original member of the Ducks, McNab completed his 43rd consecutive year in the NHL and 28th with Anaheim in 2020-21, working 3,532 regular season and playoff contests with Anaheim, the New York Rangers, Hartford Whalers and Washington Capitals...McNab retired as one of the longest-serving hockey executives with a single franchise...McNab was instrumental in helping the Ducks become the first team from California to win the Stanley Cup in 2007 and the first West Coast team to win the Stanley Cup since the 1925 Victoria Cougars (first U.S. team to win it since the 1917 Seattle Metropolitans)...his impact on the Ducks was significant, helping the club to two Stanley Cup Finals (2003 and 2007), three Western Conference Final appearances (2006, 2015 and 2017) and the Conference Semifinals in 2009 and 2014.



# 2020-21 GAME-BY-GAME

#	Date	Team	W-L-OT	Record	GF-GA	Scorers	W Goal	PP	PK	SF-SA	W-L Gtldr.	Attend.
1	01/14/2021	@ VEGAS	L	00-01-00	2-5	53,53	61	0-1	1-1	22-29	90 / 36	0
2	01/16/2021	@ VEGAS	O*	00-01-01	1-2	53	67	0-2	1-1	22-33	29 / 36	0
3	01/18/2021	MINNESOTA	W	01-01-01	1-0	20	20	0-2	5-5	27-34	36 / 33	0
4	01/20/2021	MINNESOTA	L	01-02-01	2-3	20,4	14	0-2	3-4	24-32	34 / 30	0
5	01/22/2021	COLORADO	O*	01-02-02	2-3	47,14	92	0-5	3-4	38-32	31 / 36	0
6	01/24/2021	COLORADO	W	02-02-02	3-1	33,67,47	67	0-3	4-4	15-33	36 / 31	0
7	01/26/2021	@ ARIZONA	W	03-02-02	1-0	43	43	0-1	3-3	24-31	36 / 35	1808
8	01/28/2021	@ ARIZONA	L	03-03-02	2-3	33,43P	18	1-2	4-5	16-34	35 / 36	2252
9	01/30/2021	ST. LOUIS	L	03-04-02	1-6	49	12	0-3	1-2	24-30	50 / 36	0
10	01/31/2021	ST. LOUIS	L	03-05-02	1-4	33P	9	1-2	1-2	26-23	35 / 36	0
11	02/02/2021	@ LOS ANGELES	W	04-05-02	3-1	43,21,20	21	0-1	1-1	43-21	36 / 40	0
12	02/05/2021	SAN JOSE	O**	04-05-03	4-5	14,61,53,53	16	0-3	3-3	37-30	31 / 36	0
13	02/06/2021	SAN JOSE	W**	05-05-03	2-1	48	53	0-3	1-1	33-27	30 / 40	0
14	02/09/2021	@ VEGAS	L	05-06-03	4-5	48,61,14,15P	2	1-2	1-1	23-31	29 / 30	0
15	02/11/2021	@ VEGAS	W	06-06-03	1-0	53	53	0-2	2-2	28-21	36 / 29	0
16	02/15/2021	@ SAN JOSE	L	06-07-03	2-3	23,53	39	0-1	1-2	28-29	31 / 36	0
17	02/18/2021	MINNESOTA	L	06-08-03	1-3	23	22	0-2	5-5	17-27	34 / 36	0
18	02/20/2021	MINNESOTA	L	06-09-03	1-5	21	22	0-3	1-2	27-29	34 / 36	0
19	02/22/2021	@ ARIZONA	L	06-10-03	3-4	33,49P,4	18	1-5	3-4	28-25	35 / 36	2346
20	02/24/2021	@ ARIZONA	O**	06-10-04	3-4	53,76,49P	18	1-2	2-2	35-28	31 / 30	2319
21	02/27/2021	VEGAS	O*	06-10-05	2-3	67,14	71	0-1	3-3	30-27	29 / 36	0
22	03/01/2021	ST. LOUIS	L	06-11-05	4-5	48,48,48,15P	12	1-4	2-3	33-35	35 / 36	0
23	03/03/2021	ST. LOUIS	L	06-12-05	2-3	53,67	12	0-3	0-3	29-21	50 / 36	0
24	03/05/2021	@ COLORADO	O*	06-12-06	2-3	14,33	13	0-2	3-3	28-34	31 / 36	0
25	03/06/2021	@ COLORADO	W*	07-12-06	5-4	67,61,61,22P,15P	15	2-2	2-3	27-33	30 / 32	0
26	03/08/2021	LOS ANGELES	W*	08-12-06	6-5	22,67,7,33,5,67,14	14	0-1	2-4	25-26	36 / 40	0
27	03/10/2021	LOS ANGELES	L	08-13-06	1-5	23	11	0-4	2-4	34-37	1 / 36	0
28	03/12/2021	SAN JOSE	L	08-14-06	0-6		48	0-1	0-2	34-27	40 / 36	0
29	03/13/2021	SAN JOSE	L	08-15-06	1-3	49	62	0-3	4-4	27-33	31 / 30	0
30	03/16/2021	@ COLORADO	L	08-16-06	4-8	61,43,14,38,5	29	0-2	1-3	22-36	31 / 30	0
31	03/18/2021	ARIZONA	W*	09-16-06	3-2	34,46,14P	14	1-3	4-4	31-25	30 / 31	0
32	03/20/2021	ARIZONA	L	09-17-06	1-5	14	6	0-2	1-2	28-28	32 / 30	0
33	03/22/2021	@ MINNESOTA	L	09-18-06	1-2	61	27	0-3	2-3	25-23	33 / 30	0
34	03/24/2021	@ MINNESOTA	L	09-19-06	2-3	38,53	7	0-1	2-3	30-26	33 / 30	0
35	03/26/2021	@ ST. LOUIS	W	10-19-06	4-1	23,49,38,67	49	0-1	2-2	24-34	36 / 50	4100
36	03/28/2021	@ ST. LOUIS	W*	11-19-06	3-2	41,44,2	42	0-1	2-3	24-40	41 / 50	4100
37	03/29/2021	@ COLORADO	L	11-20-06	2-5	43,61	92	0-2	5-6	15-48	31 / 30	0
38	04/02/2021	ARIZONA	L	11-21-06	2-4	92,33	81	0-2	2-2	29-31	31 / 41	0
39	04/04/2021	ARIZONA	O*	11-21-07	2-3	39,38	6	0-1	0-0	20-31	31 / 36	0
40	04/06/2021	@ SAN JOSE	W	12-21-07	5-1	14,53P,48,20,21	53	1-1	3-4	34-35	36 / 31	0
41	04/09/2021	COLORADO	L	12-22-07	0-2		13	0-2	3-3	28-35	35 / 36	0
42	04/11/2021	COLORADO	L	12-23-07	1-4	34	92	0-2	3-4	25-37	35 / 36	0
43	04/12/2021	@ SAN JOSE	W	13-23-07	4-0	53,92,92,67	53	0-2	5-5	21-46	41 / 31	0
44	04/14/2021	@ SAN JOSE	W	14-23-07	4-1	15,38,92,33P	38	1-4	3-3	27-28	41 / 32	0
45	04/16/2021	VEGAS	L	14-24-07	0-4		71	0-2	4-4	16-51	90 / 36	1717
46	04/18/2021	VEGAS	L	14-25-07	2-5	53,43	10	0-4	2-3	35-29	29 / 36	1717
47	04/20/2021	@ LOS ANGELES	L	14-26-07	1-4	4	11	0-4	3-3	25-22	40 / 41	1431
48	04/24/2021	VEGAS	L	14-27-07	1-5	23	20	0-2	3-3	24-31	90 / 36	1717
49	04/26/2021	@ LOS ANGELES	L	14-28-07	1-4	34	44	0-1	2-2	22-25	32 / 41	1373
50	04/28/2021	@ LOS ANGELES	W	15-28-07	3-2	39,23,4	4	0-2	4-5	22-30	36 / 40	1763
51	04/30/2021	LOS ANGELES	L	15-29-07	1-2	51	11	0-4	1-1	34-25	32 / 36	1717
52	05/01/2021	LOS ANGELES	W	16-29-07	6-2	46,43,20,49,32,53	20	0-1	1-1	33-25	30 / 40	1717
53	05/03/2021	@ ST. LOUIS	L	16-30-07	1-3	15	41	0-2	1-2	20-32	50 / 36	4100
54	05/05/2021	@ ST. LOUIS	W**	17-30-07	3-2	49,51	61	0-2	2-3	35-26	41 / 50	4100
55	05/07/2021	@ MINNESOTA	O*	17-30-08	3-4	53,14,38	97	0-1	3-3	25-36	34 / 36	3000
56	05/08/2021	@ MINNESOTA	O*	17-30-09	3-4	67,46,53	49	0-1	3-4	22-25	33 / 30	3300

(\* = OVERTIME \*\* = SHOOTOUT, + = SELLOUT)



# 2020-21 STATISTICAL BREAKDOWN



## GOALS BY PERIOD - HIGHS AND LOWS

### DUCKS

	1st	2nd	3rd
High	4 (Mar. 16 @ COL)	3, 3 times (last: Apr. 6 @ SJS)	3, 3 times (May. 1 vs. LAK)
Low	0, 28 times (last: May 5 @ STL)	0, 23 times (last: last: May 8 @ MIN)	0, 28 times (last: May 3 @ STL)

### OPPONENTS

	1st	2nd	3rd
High	3 (Jan. 30 vs. STL)	3, twice (last: Mar. 1 vs. STL)	4 (last: Mar. 16 @ COL)
Low	0, 23 times (last: May 3 @ STL)	0, 22 times (last: May 7 @ MIN)	0, 15 times (last: May 8 @ MIN)

## SHOTS BY PERIOD - HIGHS AND LOWS

### DUCKS

	1st	2nd	3rd	OT
High	18 (Jan. Jan. 22 vs. COL)	18 (Feb. 2 @ LA)	16 (May 5 @ STL)	6 (Feb. 27 vs. VGK)
Low	3 (Feb. 18 vs. MIN)	1 (Jan. 28 @ ARI)	1 (Jan. 24 vs. COL)	0, 4 times (last: May 7 @ MIN)

### OPPONENTS

	1st	2nd	3rd	OT
High	17 (Feb. 5 vs. SJS)	23 (Apr. 16 vs. VGK)	15 (Apr. 12 @ SJS)	4 (Feb. 27 vs. VGK)
Low	4, twice (Mar. 18 vs. ARI)	3, twice (last: Feb 5 vs. SJS)	4 (Apr. 28 @ LAK)	0, 4 times (last: Mar. 28 @ STL)

## 2020-21 DUCKS RECORD BY DAYS OF THE WEEK:

Mon.....	3-7-0	Fri.....	1-5-4
Tues.....	3-3-0	Sat.....	3-5-3
Wed.....	3-4-1	Sun.....	2-3-1
Thurs.....	2-3-0		

## DUCKS RECORD THIS SEASON WHEN\*:

Scoring no goals:	0-3-0	Allowing no goals:	4-0-0
Scoring one goal:	4-13-1	Allowing one goal:	6-0-0
Scoring two goals:	1-9-4	Allowing two goals:	5-3-1
Scoring three goals:	5-1-3	Allowing three goals:	0-7-5
Scoring four goals:	3-3-1	Allowing four goals:	1-7-3
Scoring five goals or more:	4-0-0	Allowing five goals or more:	1-12-0
<b>Overall</b>	<b>17-30-9</b>	<b>Overall</b>	<b>17-30-9</b>

## DUCKS MISCELLANEOUS RECORDS:

When scoring a PP goal:.....	4-5-1	When not scoring a PP goal:.....	12-25-8
Not allowing a PP goal:.....	12-11-7	Allowing a PP goal:.....	4-19-2
Winning 50% or more faceoffs:.....	8-20-5	Winning less than 50% of faceoffs:.....	8-9-3
Day Games (before 5 pm):.....	1-3-0	Night Games:.....	15-27-7
First Game of back-to-back:.....	1-4-3	Second Game of back-to-back:.....	4-3-1

## BREAKDOWN OF DUCKS RESULTS - 2020-21

	RECORD				GOALS		POWER PLAY			PENALTY KILLING		
	W	L	OT	PTS	GF	GA	PPG	ATT	%	PPGA	TSH	%
Games 1-10:	3	5	2	8	16	27	2	23	8.7	5	31	83.9
Games 11-20:	3	5	2	8	23	29	3	24	12.5	3	23	87.0
Games 21-30:	2	6	2	6	27	45	3	23	13.0	13	32	59.4
Games 31-40:	4	5	1	9	25	28	2	17	11.8	6	29	79.3
Games 41-50:	3	7	0	6	17	31	1	25	4.0	3	35	91.4
Games 51-60:	2	2	2	6	16	17	0	11	0.0	2	10	80.0
<b>Overall:</b>	<b>17</b>	<b>30</b>	<b>9</b>	<b>43</b>	<b>124</b>	<b>177</b>	<b>11</b>	<b>123</b>	<b>8.9</b>	<b>33</b>	<b>164</b>	<b>89.9</b>

\*Excluding shootout goals

# 2020-21 SCORING BREAKDOWN

Player	Pos	HOME					ROAD					TOTALS				
		GP	G	A	P	+/-	GP	G	A	P	+/-	GP	G	A	P	+/-
Max Comtois	L	28	5	6	11	0	27	11	11	22	3	55	16	17	33	3
Rickard Rakell	R	26	5	10	15	-8	26	4	9	13	-6	52	9	19	28	-14
Cam Fowler	D	28	1	7	8	-9	28	4	11	15	5	56	5	18	23	-4
Adam Henrique	C	24	6	3	9	-9	21	6	6	12	1	45	12	9	21	-8
Troy Terry	R	22	1	7	8	-2	26	6	6	12	1	48	7	13	20	-1
Ryan Getzlaf	C	23	1	7	8	-10	25	4	5	9	-4	48	5	12	17	-14
Jakob Silfverberg	R	25	4	4	8	-17	22	4	4	8	0	47	8	8	16	-17
Derek Grant	C	22	1	6	7	-6	24	5	3	8	2	46	6	9	15	-4
Kevin Shattenkirk	D	28	1	8	9	-8	27	1	5	6	0	55	2	13	15	-8
Danton Heinen	L	23	2	4	6	-7	20	5	3	8	-2	43	7	7	14	-9
Trevor Zegras	C	12	2	7	9	5	12	1	3	4	1	24	3	10	13	6
Sam Steel	C	20	3	1	4	-7	22	3	5	8	0	42	6	6	12	-7
Max Jones	L	23	3	2	5	-8	23	4	2	6	-1	46	7	4	11	-9
Nicolas Deslauriers	L	26	3	2	5	-7	23	2	3	5	0	49	5	5	10	-7
Isac Lundestrom	C	18	4	2	6	-5	23	2	1	3	-4	41	6	3	9	-9
Alexander Volkov	R	9	1	1	2	-5	9	3	6	4	0	18	4	4	8	-1
Jamie Drysdale	D	11	2	3	5	-6	13	1	2	3	-6	24	3	5	8	-12
Jacob Larsson	D	24	1	4	5	-6	22	0	2	2	-3	46	1	6	7	-9
Josh Manson	D	8	0	1	1	-3	15	1	5	6	0	23	1	6	7	-3
Carter Rowney	R	10	0	5	5	0	9	0	1	1	-2	19	0	6	6	-2
Hampus Lindholm	D	10	2	3	5	-2	8	0	1	1	1	18	2	4	6	-1
Sam Carrick	C	5	1	1	2	1	8	1	3	4	3	13	2	4	6	4
Ben Hutton	D	18	1	0	1	-10	16	0	4	4	-3	34	1	4	5	-13
David Backes	R	10	1	0	1	-7	5	2	1	3	3	15	3	1	4	-4
Josh Mahura	D	6	0	1	1	-2	7	1	2	3	2	13	1	3	4	0
Haydn Fleury	D	5	1	0	1	-3	7	1	1	2	-3	12	2	1	3	-6
Andrew Agozzino	C	1	0	0	0	0	2	0	1	1	0	3	0	1	1	0
Jani Hakanpaa	D	23	0	0	0	-6	19	0	1	1	6	42	0	1	1	0
Andy Welinski	D	5	0	0	0	-3	8	0	0	0	7	13	0	0	0	4
Simon Benoit	D	2	0	0	0	-1	4	0	0	0	-2	6	0	0	0	-3
Sonny Milano	L	5	0	0	0	0	1	0	0	0	0	6	0	0	0	0
Vinni Lettieri	R	3	0	0	0	-3	2	0	0	0	0	5	0	0	0	-3
Chase De Leo	C	1	0	0	0	-2	0	0	0	0	0	1	0	0	0	-2

		GP	W	L	OT	GA	MIN	SAVES	SHOTS	GAA	SV%
John Gibson	Home Totals	21	3	14	4	71	1196	549	620	3.56	.885
	Road Totals	14	6	5	3	30	835	392	422	2.16	.929
	Season Totals	35	9	19	7	101	2031	941	1042	2.98	.903
		GP	W	L	OT	GA	MIN	SAVES	SHOTS	GAA	SV%
Ryan Miller	Home Totals	8	3	3	0	18	388	165	183	2.78	.902
	Road Totals	8	1	5	2	33	483	216	249	4.10	.867
	Season Totals	16	4	8	2	51	871	381	432	3.51	.882
		GP	W	L	OT	GA	MIN	SAVES	SHOTS	GAA	SV%
Anthony Stolarz	Home Totals	2	0	1	0	6	99	39	45	3.63	.867
	Road Totals	6	4	2	0	11	365	174	185	1.81	.941
	Season Totals	8	4	3	0	17	464	213	230	2.20	.926

# 2020-21 PLAYER GAME-BY-GAME



## CARRICK

DATE	OPP.	
Jan. 14	@ Vegas	MIN
Jan. 16	@ Vegas	MIN
Jan. 18	vs. Minnesota	MIN
Jan. 20	vs. Minnesota	MIN
Jan. 22	vs. Colorado	MIN
Jan. 24	vs. Colorado	MIN
Jan. 26	@ Arizona	MIN
Jan. 28	@ Arizona	MIN
Jan. 30	vs. St. Louis	MIN
Jan. 31	vs. St. Louis	MIN
Feb. 2	@ Los Angeles	MIN
Feb. 5	vs. San Jose	MIN
Feb. 6	vs. San Jose	MIN
Feb. 9	@ Vegas	MIN
Feb. 11	@ Vegas	MIN
Feb. 15	@ San Jose	MIN
Feb. 18	vs. Minnesota	MIN
Feb. 20	vs. Minnesota	MIN
Feb. 22	@ Arizona	MIN
Feb. 24	@ Arizona	MIN
Feb. 27	vs. VIK	MIN
Mar. 1	vs. St. Louis	MIN
Mar. 3	vs. St. Louis	MIN
Mar. 5	@ Colorado	MIN
Mar. 6	@ Colorado	MIN
Mar. 8	vs. Los Angeles	MIN
Mar. 10	vs. Los Angeles	MIN
Mar. 12	vs. San Jose	MIN
Mar. 13	vs. San Jose	MIN
Mar. 16	@ Colorado	MIN
Mar. 18	vs. Arizona	MIN
Mar. 20	vs. Arizona	MIN
Mar. 22	@ Minnesota	MIN
Mar. 24	@ Minnesota	MIN
Mar. 26	@ St. Louis	MIN
Mar. 28	@ St. Louis	MIN
Mar. 29	@ Colorado	MIN
Apr. 2	vs. Arizona	MIN
Apr. 4	vs. Arizona	1-0,2/1 14:54
Apr. 6	@ San Jose	0-1,1/0 11:14
Apr. 9	vs. Colorado	0-0,3/0 12:25
Apr. 11	vs. Colorado	0-1,1/0 12:21
Apr. 12	@ San Jose	0-1,1/1 13:06
Apr. 14	@ San Jose	MIN
Apr. 16	vs. Vegas	MIN
Apr. 18	vs. Vegas	MIN
Apr. 20	@ Los Angeles	MIN
Apr. 24	vs. Vegas	MIN
Apr. 26	@ Los Angeles	0-0,1/0 13:06
Apr. 28	@ Los Angeles	1-0,3/2 10:52
Apr. 30	vs. Los Angeles	0-0,2/-1 15:37
May 1	vs. Los Angeles	0-0,2/1 14:29
May 3	@ St. Louis	0-0,0/0 12:15
May 5	@ St. Louis	0-1,4/0 12:43
May 7	@ Minnesota	0-0,1/0 12:03
May 8	@ Minnesota	0-0,2/0 10:54

## COMTOIS

DATE	OPP.	
Jan. 14	@ Vegas	2-0,2/1 15:16
Jan. 16	@ Vegas	1-0,2/1 12:12
Jan. 18	vs. Minnesota	0-0,2/0 12:53
Jan. 20	vs. Minnesota	0-0,3/-1 15:05
Jan. 22	vs. Colorado	0-0,0/0 12:30
Jan. 24	vs. Colorado	0-0,0/0 09:22
Jan. 26	@ Arizona	0-0,2/0 13:07
Jan. 28	@ Arizona	0-1,0/-1 12:50
Jan. 30	vs. St. Louis	0-0,3/-1 14:57
Jan. 31	vs. St. Louis	0-0,1/0 16:01
Feb. 2	@ Los Angeles	0-0,3/0 13:56
Feb. 5	vs. San Jose	2-0,4/1 17:15
Feb. 6	vs. San Jose	0-0,3/1 18:35
Feb. 9	@ Vegas	0-1,0/0 15:28
Feb. 11	@ Vegas	1-0(W),1/1 15:10
Feb. 15	@ San Jose	1-0,2/1 18:29
Feb. 18	vs. Minnesota	0-0,0/-1 15:50
Feb. 20	vs. Minnesota	0-0,1/-1 15:16
Feb. 22	@ Arizona	0-2,3/0 18:08
Feb. 24	@ Arizona	1-1,2/1 15:25
Feb. 27	vs. VIK	0-0,2/0 14:29
Mar. 1	vs. St. Louis	0-1,3/1 14:08
Mar. 3	vs. St. Louis	1-0,5/2 16:30
Mar. 5	@ Colorado	0-0,1/0 14:37
Mar. 6	@ Colorado	0-1,1/1 18:22
Mar. 8	vs. Los Angeles	0-3,2/2 19:46
Mar. 10	vs. Los Angeles	0-0,0/0 16:30
Mar. 12	vs. San Jose	0-0,2/-1 16:02
Mar. 13	vs. San Jose	0-0,0/0 17:12
Mar. 16	@ Colorado	0-0,0/-3 12:44
Mar. 18	vs. Arizona	0-0,2/0 14:15
Mar. 20	vs. Arizona	0-0,1/-2 11:58
Mar. 22	@ Minnesota	DNP
Mar. 24	@ Minnesota	1-0,2/0 18:24
Mar. 26	@ St. Louis	0-0,0/1 17:48
Mar. 28	@ St. Louis	0-0,1/-1 15:56
Mar. 29	@ Colorado	0-1,1/0 16:12
Apr. 2	vs. Arizona	0-1,0/0 14:53
Apr. 4	vs. Arizona	0-0,0/0 14:49
Apr. 6	@ San Jose	1-0(W),2/0 13:12
Apr. 9	vs. Colorado	0-0,1/-1 15:13
Apr. 11	vs. Colorado	0-0,3/0 14:23
Apr. 12	@ San Jose	1-1(W),2/2 12:30
Apr. 14	@ San Jose	0-1,2/1 12:53
Apr. 16	vs. Vegas	0-0,0/-2 15:02
Apr. 18	vs. Vegas	1-0,4/0 15:25
Apr. 20	@ Los Angeles	0-1,0/1 16:49
Apr. 24	vs. Vegas	0-0,1/0 16:48
Apr. 26	@ Los Angeles	0-0,1/-2 19:11
Apr. 28	@ Los Angeles	0-0,4/-1 14:34
Apr. 30	vs. Los Angeles	0-0,7/1 15:24
May 1	vs. Los Angeles	1-1,3/2 16:27
May 3	@ St. Louis	0-0,2/-1 19:38
May 5	@ St. Louis	0-0,2/0 17:50
May 7	@ Minnesota	1-0,1/0 15:18
May 8	@ Minnesota	1-1,2/1 18:02

## DESLAURIERS

DATE	OPP.	
Jan. 14	@ Vegas	0-0,3/-1 11:49
Jan. 16	@ Vegas	0-0,3/0 13:53
Jan. 18	vs. Minnesota	1-0(W),2/1 10:11
Jan. 20	vs. Minnesota	1-1,3/2 10:01
Jan. 22	vs. Colorado	0-0,1/-1 12:57
Jan. 24	vs. Colorado	0-0,0/-1 11:02
Jan. 26	@ Arizona	0-0,0/0 10:30
Jan. 28	@ Arizona	0-0,0/0 08:43
Jan. 30	vs. St. Louis	0-0,0/0 12:21
Jan. 31	vs. St. Louis	0-0,2/0 12:17
Feb. 2	@ Los Angeles	1-1,1/1 10:27
Feb. 5	vs. San Jose	0-0,1/-2 13:10
Feb. 6	vs. San Jose	0-0,2/0 13:00
Feb. 9	@ Vegas	0-0,0/0 10:08
Feb. 11	@ Vegas	0-0,1/0 10:29
Feb. 15	@ San Jose	0-0,1/0 11:33
Feb. 18	vs. Minnesota	DNP
Feb. 20	vs. Minnesota	0-0,1/-1 09:20
Feb. 22	@ Arizona	0-0,0/-1 08:29
Feb. 24	@ Arizona	0-0,1/-1 09:40
Feb. 27	vs. VIK	0-0,0/0 12:04
Mar. 1	vs. St. Louis	0-0,0/0 09:34
Mar. 3	vs. St. Louis	DNP
Mar. 5	@ Colorado	DNP
Mar. 6	@ Colorado	DNP
Mar. 8	vs. Los Angeles	0-0,3/0 11:57
Mar. 10	vs. Los Angeles	0-1,3/0 12:00
Mar. 12	vs. San Jose	0-0,1/-1 11:35
Mar. 13	vs. San Jose	0-0,1/-2 09:09
Mar. 16	@ Colorado	0-0,0/-1 12:30
Mar. 18	vs. Arizona	0-0,2/0 13:51
Mar. 20	vs. Arizona	0-0,0/0 14:41
Mar. 22	@ Minnesota	0-0,3/0 15:13
Mar. 24	@ Minnesota	0-0,2/0 10:48
Mar. 26	@ St. Louis	DNP
Mar. 28	@ St. Louis	DNP
Mar. 29	@ Colorado	0-0,1/0 14:33
Apr. 2	vs. Arizona	0-0,1/1 11:27
Apr. 4	vs. Arizona	0-0,2/-1 13:29
Apr. 6	@ San Jose	1-1,4/3 11:19
Apr. 9	vs. Colorado	0-0,0/0 08:43
Apr. 11	vs. Colorado	0-0,0/0 07:22
Apr. 12	@ San Jose	0-1,0/1 11:08
Apr. 14	@ San Jose	0-0,0/1 11:50
Apr. 16	vs. Vegas	0-0,0/-1 09:52
Apr. 18	vs. Vegas	0-0,2/-1 12:28
Apr. 20	@ Los Angeles	0-0,2/-1 12:02
Apr. 24	vs. Vegas	0-0,2/-2 12:32
Apr. 26	@ Los Angeles	0-0,4/0 10:28
Apr. 28	@ Los Angeles	0-0,1/0 12:58
Apr. 30	vs. Los Angeles	0-0,0/0 11:54
May 1	vs. Los Angeles	1-0(W),4/0 10:31
May 3	@ St. Louis	0-0,1/0 09:41
May 5	@ St. Louis	0-0,3/0 09:33
May 7	@ Minnesota	DNP
May 8	@ Minnesota	0-0,1/-1 09:22

# 2020-21 PLAYER GAME-BY-GAME

## DRYSDALE

DATE	OPP.	
Jan. 14	@ Vegas	MIN
Jan. 16	@ Vegas	MIN
Jan. 18	vs. Minnesota	MIN
Jan. 20	vs. Minnesota	MIN
Jan. 22	vs. Colorado	MIN
Jan. 24	vs. Colorado	MIN
Jan. 26	@ Arizona	MIN
Jan. 28	@ Arizona	MIN
Jan. 30	vs. St. Louis	MIN
Jan. 31	vs. St. Louis	MIN
Feb. 2	@ Los Angeles	MIN
Feb. 5	vs. San Jose	MIN
Feb. 6	vs. San Jose	MIN
Feb. 9	@ Vegas	MIN
Feb. 11	@ Vegas	MIN
Feb. 15	@ San Jose	MIN
Feb. 18	vs. Minnesota	MIN
Feb. 20	vs. Minnesota	MIN
Feb. 22	@ Arizona	MIN
Feb. 24	@ Arizona	MIN
Feb. 27	vs. V GK	MIN
Mar. 1	vs. St. Louis	MIN
Mar. 3	vs. St. Louis	MIN
Mar. 5	@ Colorado	MIN
Mar. 6	@ Colorado	MIN
Mar. 8	vs. Los Angeles	MIN
Mar. 10	vs. Los Angeles	MIN
Mar. 12	vs. San Jose	MIN
Mar. 13	vs. San Jose	MIN
Mar. 16	@ Colorado	MIN
Mar. 18	vs. Arizona	1-1,3/2 18:26
Mar. 20	vs. Arizona	0-0,3/-1 20:36
Mar. 22	@ Minnesota	0-0,3/-1 15:15
Mar. 24	@ Minnesota	0-0,0/1 18:33
Mar. 26	@ St. Louis	0-0,0/0 02:22
Mar. 28	@ St. Louis	DNP
Mar. 29	@ Colorado	0-0,0/-3 19:25
Apr. 2	vs. Arizona	0-1,0/-2 18:48
Apr. 4	vs. Arizona	0-0,0/1 21:32
Apr. 6	@ San Jose	0-1,0/2 18:14
Apr. 9	vs. Colorado	0-0,1/-1 21:17
Apr. 11	vs. Colorado	1-0,3/0 21:19
Apr. 12	@ San Jose	0-0,1/1 20:27
Apr. 14	@ San Jose	0-0,1/1 22:25
Apr. 16	vs. Vegas	0-0,1/-2 22:09
Apr. 18	vs. Vegas	0-0,0/-2 19:55
Apr. 20	@ Los Angeles	0-0,1/-4 19:07
Apr. 24	vs. Vegas	0-0,1/-1 21:21
Apr. 26	@ Los Angeles	1-0,2/-2 22:12
Apr. 28	@ Los Angeles	0-0,1/1 22:39
Apr. 30	vs. Los Angeles	0-0,2/0 21:28
May 1	vs. Los Angeles	0-1,2/0 19:23
May 3	@ St. Louis	INJ
May 5	@ St. Louis	0-0,1/0 20:13
May 7	@ Minnesota	0-0,1/-3 17:15
May 8	@ Minnesota	0-1,1/1 25:38

## FOWLER

DATE	OPP.	
Jan. 14	@ Vegas	0-0,1/-1 22:45
Jan. 16	@ Vegas	0-0,0/-2 22:12
Jan. 18	vs. Minnesota	0-0,3/0 19:48
Jan. 20	vs. Minnesota	1-0,1/0 22:39
Jan. 22	vs. Colorado	0-0,0/0 26:20
Jan. 24	vs. Colorado	0-0,2/1 19:58
Jan. 26	@ Arizona	0-0,1/0 20:07
Jan. 28	@ Arizona	0-1,2/-1 19:53
Jan. 30	vs. St. Louis	0-0,1/0 20:46
Jan. 31	vs. St. Louis	0-0,3/-1 21:11
Feb. 2	@ Los Angeles	0-0,1/1 20:48
Feb. 5	vs. San Jose	0-1,4/1 23:17
Feb. 6	vs. San Jose	0-0,2/-1 23:23
Feb. 9	@ Vegas	0-0,2/-3 20:43
Feb. 11	@ Vegas	0-1,1/1 18:44
Feb. 15	@ San Jose	0-1,0/1 19:42
Feb. 18	vs. Minnesota	0-0,2/0 25:17
Feb. 20	vs. Minnesota	0-0,0/-1 21:24
Feb. 22	@ Arizona	1-1,2/1 25:05
Feb. 24	@ Arizona	0-2,2/0 25:56
Feb. 27	vs. V GK	0-1,1/0 22:59
Mar. 1	vs. St. Louis	0-1,4/1 22:46
Mar. 3	vs. St. Louis	0-1,2/1 21:11
Mar. 5	@ Colorado	0-0,0/0 20:34
Mar. 6	@ Colorado	0-1,0/0 18:54
Mar. 8	vs. Los Angeles	0-0,0/0 25:24
Mar. 10	vs. Los Angeles	0-0,1/-1 20:49
Mar. 12	vs. San Jose	0-0,0/-2 22:28
Mar. 13	vs. San Jose	0-0,3/0 26:50
Mar. 16	@ Colorado	0-0,3/0 21:35
Mar. 18	vs. Arizona	0-0,1/-2 21:33
Mar. 20	vs. Arizona	0-0,4/0 20:58
Mar. 22	@ Minnesota	0-0,3/1 23:18
Mar. 24	@ Minnesota	0-0,0/-1 20:23
Mar. 26	@ St. Louis	0-1,0/1 22:16
Mar. 28	@ St. Louis	1-0,2/0 19:49
Mar. 29	@ Colorado	0-0,0/0 22:05
Apr. 2	vs. Arizona	0-1,1/1 22:41
Apr. 4	vs. Arizona	0-0,3/-2 21:33
Apr. 6	@ San Jose	0-0,2/1 21:32
Apr. 9	vs. Colorado	0-0,0/-2 19:48
Apr. 11	vs. Colorado	0-0,0/-2 19:47
Apr. 12	@ San Jose	0-0,1/1 21:13
Apr. 14	@ San Jose	0-1,0/1 23:32
Apr. 16	vs. Vegas	0-0,0/-2 19:03
Apr. 18	vs. Vegas	0-0,2/0 18:06
Apr. 20	@ Los Angeles	1-0,5/1 25:37
Apr. 24	vs. Vegas	0-0,0/-2 19:43
Apr. 26	@ Los Angeles	0-1,2/-1 23:39
Apr. 28	@ Los Angeles	1-0(W),1/0 20:22
Apr. 30	vs. Los Angeles	0-0,2/0 20:48
May 1	vs. Los Angeles	0-2,0/4 20:10
May 3	@ St. Louis	0-0,0/1 16:55
May 5	@ St. Louis	0-1,1/1 22:38
May 7	@ Minnesota	0-0,1/1 20:32
May 8	@ Minnesota	0-0,0/1 27:06

## GIBSON

DATE	OPP.	
Jan. 14	@ Vegas	4/28 L 57:29
Jan. 16	@ Vegas	2/33 O 60:07
Jan. 18	vs. Minnesota	0/34 W 60:00
Jan. 20	vs. Minnesota	DND
Jan. 22	vs. Colorado	3/32 O 61:12
Jan. 24	vs. Colorado	1/33 W 59:32
Jan. 26	@ Arizona	0/31 W 60:00
Jan. 28	@ Arizona	3/34 L 58:20
Jan. 30	vs. St. Louis	3/6 L 02:06
Jan. 31	vs. St. Louis	4/23 L 60:00
Feb. 2	@ Los Angeles	1/21 W 59:59
Feb. 5	vs. San Jose	4/30 O 64:59
Feb. 6	vs. San Jose	DND
Feb. 9	@ Vegas	DND
Feb. 11	@ Vegas	0/21 W 60:00
Feb. 15	@ San Jose	3/29 L 58:22
Feb. 18	vs. Minnesota	3/27 L 59:03
Feb. 20	vs. Minnesota	5/29 L 59:44
Feb. 22	@ Arizona	4/25 L 58:35
Feb. 24	@ Arizona	DND
Feb. 27	vs. V GK	3/27 O 63:23
Mar. 1	vs. St. Louis	4/34 L 57:40
Mar. 3	vs. St. Louis	3/21 L 56:58
Mar. 5	@ Colorado	3/34 O 62:45
Mar. 6	@ Colorado	DND
Mar. 8	vs. Los Angeles	5/26 W 63:00
Mar. 10	vs. Los Angeles	5/37 L 59:39
Mar. 12	vs. San Jose	5/24 L 49:16
Mar. 13	vs. San Jose	DND
Mar. 16	@ Colorado	INJ
Mar. 18	vs. Arizona	INJ
Mar. 20	vs. Arizona	INJ
Mar. 22	@ Minnesota	INJ
Mar. 24	@ Minnesota	INJ
Mar. 26	@ St. Louis	1/34 W 60:00
Mar. 28	@ St. Louis	INJ
Mar. 29	@ Colorado	INJ
Apr. 2	vs. Arizona	INJ
Apr. 4	vs. Arizona	3/31 O 61:47
Apr. 6	@ San Jose	1/35 W 60:00
Apr. 9	vs. Colorado	1/34 L 59:42
Apr. 11	vs. Colorado	4/37 L 60:00
Apr. 12	@ San Jose	DND
Apr. 14	@ San Jose	DND
Apr. 16	vs. Vegas	4/51 L 60:00
Apr. 18	vs. Vegas	4/28 L 58:45
Apr. 20	@ Los Angeles	DND
Apr. 24	vs. Vegas	5/31 L 60:00
Apr. 26	@ Los Angeles	DND
Apr. 28	@ Los Angeles	2/30 W 60:00
Apr. 30	vs. Los Angeles	2/25 L 59:05
May 1	vs. Los Angeles	DND
May 3	@ St. Louis	2/31 L 58:45
May 5	@ St. Louis	DND
May 7	@ Minnesota	4/36 O 60:17
May 8	@ Minnesota	DND



# 2020-21 PLAYER GAME-BY-GAME



## GETZLAF

DATE	OPP.	
Jan. 14	@ Vegas	0-1,0/-1 16:26
Jan. 16	@ Vegas	0-0,1/0 16:58
Jan. 18	vs. Minnesota	0-0,2/0 14:22
Jan. 20	vs. Minnesota	0-0,3/0 19:57
Jan. 22	vs. Colorado	0-1,1/1 20:39
Jan. 24	vs. Colorado	0-1,0/1 14:13
Jan. 26	@ Arizona	0-0,3/0 13:54
Jan. 28	@ Arizona	0-0,1/-1 18:18
Jan. 30	vs. St. Louis	0-1,1/-1 16:12
Jan. 31	vs. St. Louis	0-1,1/-2 12:49
Feb. 2	@ Los Angeles	0-0,1/1 17:16
Feb. 5	vs. San Jose	INJ
Feb. 6	vs. San Jose	INJ
Feb. 9	@ Vegas	1-0,4/-1 15:38
Feb. 11	@ Vegas	0-0,4/0 18:38
Feb. 15	@ San Jose	0-0,0/-1 13:49
Feb. 18	vs. Minnesota	0-0,0/0 15:20
Feb. 20	vs. Minnesota	0-0,3/-1 16:00
Feb. 22	@ Arizona	0-1,2/1 16:21
Feb. 24	@ Arizona	0-0,4/1 20:07
Feb. 27	vs. VGK	0-0,4/-1 19:54
Mar. 1	vs. St. Louis	1-0,2/-1 19:19
Mar. 3	vs. St. Louis	0-1,1/2 18:59
Mar. 5	@ Colorado	0-0,1/0 17:11
Mar. 6	@ Colorado	1-0(W),2/0 21:01
Mar. 8	vs. Los Angeles	0-1,0/0 19:47
Mar. 10	vs. Los Angeles	0-0,2/0 18:33
Mar. 12	vs. San Jose	0-0,2/-1 16:52
Mar. 13	vs. San Jose	0-0,2/0 20:04
Mar. 16	@ Colorado	0-0,0/-3 19:34
Mar. 18	vs. Arizona	0-1,1/1 18:38
Mar. 20	vs. Arizona	0-0,0/-3 15:20
Mar. 22	@ Minnesota	0-0,1/1 17:31
Mar. 24	@ Minnesota	0-1,1/1 12:26
Mar. 26	@ St. Louis	0-1,2/1 18:41
Mar. 28	@ St. Louis	0-1,3/1 17:38
Mar. 29	@ Colorado	0-0,0/-1 15:29
Apr. 2	vs. Arizona	0-0,0/0 08:13
Apr. 4	vs. Arizona	INJ
Apr. 6	@ San Jose	INJ
Apr. 9	vs. Colorado	INJ
Apr. 11	vs. Colorado	0-0,1/-2 14:56
Apr. 12	@ San Jose	INJ
Apr. 14	@ San Jose	1-0,2/1 16:24
Apr. 16	vs. Vegas	0-0,1/-1 18:05
Apr. 18	vs. Vegas	0-0,3/-3 16:33
Apr. 20	@ Los Angeles	0-0,0/-2 14:58
Apr. 24	vs. Vegas	0-0,1/0 06:48
Apr. 26	@ Los Angeles	0-0,2/0 17:17
Apr. 28	@ Los Angeles	0-0,0/-1 17:40
Apr. 30	vs. Los Angeles	DNP
May 1	vs. Los Angeles	0-0,0/1 15:07
May 3	@ St. Louis	1-0,4/-1 14:40
May 5	@ St. Louis	0-0,1/1 17:47
May 7	@ Minnesota	DNP
May 8	@ Minnesota	0-0,0/-1 13:27

## GRANT

DATE	OPP.	
Jan. 14	@ Vegas	0-0,2/-1 14:59
Jan. 16	@ Vegas	0-0,0/0 15:37
Jan. 18	vs. Minnesota	0-0,2/-1 14:33
Jan. 20	vs. Minnesota	0-1,0/1 15:38
Jan. 22	vs. Colorado	0-0,4/-1 16:51
Jan. 24	vs. Colorado	0-1,0/1 17:35
Jan. 26	@ Arizona	0-0,1/0 17:17
Jan. 28	@ Arizona	0-0,0/0 14:21
Jan. 30	vs. St. Louis	INJ
Jan. 31	vs. St. Louis	INJ
Feb. 2	@ Los Angeles	INJ
Feb. 5	vs. San Jose	0-2,5/1 14:13
Feb. 6	vs. San Jose	0-0,1/0 13:34
Feb. 9	@ Vegas	DNP
Feb. 11	@ Vegas	0-0,1/0 13:44
Feb. 15	@ San Jose	0-0,1/0 12:18
Feb. 18	vs. Minnesota	0-0,2/0 15:07
Feb. 20	vs. Minnesota	DNP
Feb. 22	@ Arizona	0-0,1/-1 11:21
Feb. 24	@ Arizona	0-0,0/-2 12:33
Feb. 27	vs. VGK	0-0,1/-1 13:49
Mar. 1	vs. St. Louis	0-0,0/0 14:27
Mar. 3	vs. St. Louis	DNP
Mar. 5	@ Colorado	0-0,3/0 12:36
Mar. 6	@ Colorado	0-0,0/0 14:23
Mar. 8	vs. Los Angeles	0-0,0/0 18:12
Mar. 10	vs. Los Angeles	0-0,2/-2 14:38
Mar. 12	vs. San Jose	0-0,2/0 09:50
Mar. 13	vs. San Jose	INJ
Mar. 16	@ Colorado	1-0,1/0 13:22
Mar. 18	vs. Arizona	0-0,2/0 17:24
Mar. 20	vs. Arizona	0-0,2/0 13:22
Mar. 22	@ Minnesota	0-0,0/1 14:02
Mar. 24	@ Minnesota	1-0,3/1 15:25
Mar. 26	@ St. Louis	1-0,3/0 16:39
Mar. 28	@ St. Louis	0-0,3/2 16:45
Mar. 29	@ Colorado	0-0,0/-1 14:48
Apr. 2	vs. Arizona	0-1,2/0 17:20
Apr. 4	vs. Arizona	1-0,2/0 15:04
Apr. 6	@ San Jose	0-1,1/1 14:28
Apr. 9	vs. Colorado	DNP
Apr. 11	vs. Colorado	0-0,0/0 10:52
Apr. 12	@ San Jose	0-1,1/1 16:10
Apr. 14	@ San Jose	1-1(W),2/1 15:08
Apr. 16	vs. Vegas	0-0,2/-1 13:01
Apr. 18	vs. Vegas	0-0,1/-1 14:36
Apr. 20	@ Los Angeles	0-0,2/0 12:57
Apr. 24	vs. Vegas	0-0,2/-3 18:55
Apr. 26	@ Los Angeles	0-0,2/-1 14:04
Apr. 28	@ Los Angeles	0-0,2/0 18:30
Apr. 30	vs. Los Angeles	0-0,0/0 12:54
May 1	vs. Los Angeles	0-1,0/-1 10:55
May 3	@ St. Louis	0-0,0/0 09:27
May 5	@ St. Louis	DNP
May 7	@ Minnesota	1-0,5/1 16:14
May 8	@ Minnesota	DNP

## HENRIQUE

DATE	OPP.	
Jan. 14	@ Vegas	0-0,1/-2 16:04
Jan. 16	@ Vegas	0-0,0/-1 16:45
Jan. 18	vs. Minnesota	0-0,0/0 16:44
Jan. 20	vs. Minnesota	0-0,0/-1 13:31
Jan. 22	vs. Colorado	1-0,5/0 17:00
Jan. 24	vs. Colorado	0-1,1/0 20:05
Jan. 26	@ Arizona	0-0,3/1 19:06
Jan. 28	@ Arizona	0-0,3/1 17:58
Jan. 30	vs. St. Louis	0-0,0/-3 12:50
Jan. 31	vs. St. Louis	DNP
Feb. 2	@ Los Angeles	0-0,3/0 17:26
Feb. 5	vs. San Jose	1-0,1/1 16:35
Feb. 6	vs. San Jose	0-0,0/0 16:44
Feb. 9	@ Vegas	1-0,1/-1 14:37
Feb. 11	@ Vegas	0-0,2/0 16:42
Feb. 15	@ San Jose	0-0,2/-2 13:48
Feb. 18	vs. Minnesota	0-0,0/-1 11:48
Feb. 20	vs. Minnesota	DNP
Feb. 22	@ Arizona	DNP
Feb. 24	@ Arizona	DNP
Feb. 27	vs. VGK	1-0,3/0 14:43
Mar. 1	vs. St. Louis	0-0,2/-4 16:40
Mar. 3	vs. St. Louis	0-0,4/0 15:18
Mar. 5	@ Colorado	1-0,4/0 18:56
Mar. 6	@ Colorado	0-2,1/0 21:04
Mar. 8	vs. Los Angeles	1-1(W),2/3 14:26
Mar. 10	vs. Los Angeles	0-0,3/0 18:34
Mar. 12	vs. San Jose	0-0,4/0 16:51
Mar. 13	vs. San Jose	0-0,0/0 14:52
Mar. 16	@ Colorado	1-2,2/1 12:39
Mar. 18	vs. Arizona	1-0(W),2/1 12:32
Mar. 20	vs. Arizona	1-0,3/1 17:30
Mar. 22	@ Minnesota	0-0,2/0 13:18
Mar. 24	@ Minnesota	0-0,1/-2 14:31
Mar. 26	@ St. Louis	0-0,2/0 15:33
Mar. 28	@ St. Louis	1-0,1/1 17:08
Mar. 29	@ Colorado	0-0,2/1 16:30
Apr. 2	vs. Arizona	0-0,2/-3 14:53
Apr. 4	vs. Arizona	0-0,1/-2 18:15
Apr. 6	@ San Jose	1-0,4/2 16:07
Apr. 9	vs. Colorado	0-0,0/0 18:43
Apr. 11	vs. Colorado	0-0,1/0 16:56
Apr. 12	@ San Jose	0-1,0/1 14:28
Apr. 14	@ San Jose	0-0,1/0 15:01
Apr. 16	vs. Vegas	0-0,2/-1 14:32
Apr. 18	vs. Vegas	0-1,1/0 18:40
Apr. 20	@ Los Angeles	0-0,2/0 15:02
Apr. 24	vs. Vegas	0-0,1/0 16:53
Apr. 26	@ Los Angeles	INJ
Apr. 28	@ Los Angeles	INJ
Apr. 30	vs. Los Angeles	INJ
May 1	vs. Los Angeles	INJ
May 3	@ St. Louis	INJ
May 5	@ St. Louis	INJ
May 7	@ Minnesota	1-1,2/1 13:30
May 8	@ Minnesota	DNP

# 2020-21 PLAYER GAME-BY-GAME

## JONES

DATE	OPP.	
Jan. 14	@ Vegas	INJ
Jan. 16	@ Vegas	INJ
Jan. 18	vs. Minnesota	INJ
Jan. 20	vs. Minnesota	INJ
Jan. 22	vs. Colorado	0-0,0/1 12:28
Jan. 24	vs. Colorado	0-0,1/1 11:55
Jan. 26	@ Arizona	0-0,1/0 11:47
Jan. 28	@ Arizona	0-0,0/-1 14:36
Jan. 30	vs. St. Louis	1-0,2/-1 15:01
Jan. 31	vs. St. Louis	0-0,0/-2 11:04
Feb. 2	@ Los Angeles	INJ
Feb. 5	vs. San Jose	INJ
Feb. 6	vs. San Jose	INJ
Feb. 9	@ Vegas	INJ
Feb. 11	@ Vegas	0-0,1/0 15:13
Feb. 15	@ San Jose	DNP
Feb. 18	vs. Minnesota	0-0,0/0 13:52
Feb. 20	vs. Minnesota	0-0,2/0 15:29
Feb. 22	@ Arizona	1-0,1/0 13:55
Feb. 24	@ Arizona	1-0,6/0 17:15
Feb. 27	vs. V GK	0-0,4/0 17:28
Mar. 1	vs. St. Louis	0-1,2/0 11:56
Mar. 3	vs. St. Louis	INJ
Mar. 5	@ Colorado	0-0,2/0 18:17
Mar. 6	@ Colorado	0-0,0/0 01:33
Mar. 8	vs. Los Angeles	0-0,5/0 15:24
Mar. 10	vs. Los Angeles	0-0,2/-2 13:09
Mar. 12	vs. San Jose	0-0,2/-1 14:36
Mar. 13	vs. San Jose	1-0,1/1 16:38
Mar. 16	@ Colorado	0-0,1/-2 13:28
Mar. 18	vs. Arizona	0-0,1/-1 10:58
Mar. 20	vs. Arizona	0-0,2/-2 15:21
Mar. 22	@ Minnesota	0-0,2/-1 19:03
Mar. 24	@ Minnesota	0-0,2/1 11:43
Mar. 26	@ St. Louis	1-0(W),2/2 15:53
Mar. 28	@ St. Louis	0-2,0/2 18:22
Mar. 29	@ Colorado	0-0,0/-2 13:43
Apr. 2	vs. Arizona	0-0,2/0 14:32
Apr. 4	vs. Arizona	0-1,0/2 14:03
Apr. 6	@ San Jose	0-0,2/0 14:09
Apr. 9	vs. Colorado	0-0,1/0 13:23
Apr. 11	vs. Colorado	0-0,7/-2 14:26
Apr. 12	@ San Jose	0-0,0/0 15:06
Apr. 14	@ San Jose	0-0,3/1 12:33
Apr. 16	vs. Vegas	0-0,2/0 13:39
Apr. 18	vs. Vegas	0-0,1/-2 13:32
Apr. 20	@ Los Angeles	0-0,1/-1 13:55
Apr. 24	vs. Vegas	0-0,2/-1 12:58
Apr. 26	@ Los Angeles	0-0,1/-1 13:34
Apr. 28	@ Los Angeles	0-0,1/1 15:04
Apr. 30	vs. Los Angeles	0-0,2/-1 18:06
May 1	vs. Los Angeles	1-0,3/2 13:56
May 3	@ St. Louis	0-0,1/-1 13:27
May 5	@ St. Louis	1-0,3/1 17:01
May 7	@ Minnesota	0-0,0/0 13:51
May 8	@ Minnesota	0-0,3/0 14:26

## FOWLER

DATE	OPP.	
Jan. 14	@ Vegas	0-0,1/-1 22:45
Jan. 16	@ Vegas	0-0,0/-2 22:12
Jan. 18	vs. Minnesota	0-0,3/0 19:48
Jan. 20	vs. Minnesota	1-0,1/0 22:39
Jan. 22	vs. Colorado	0-0,0/0 26:20
Jan. 24	vs. Colorado	0-0,2/1 19:58
Jan. 26	@ Arizona	0-0,1/0 20:07
Jan. 28	@ Arizona	0-1,2/-1 19:53
Jan. 30	vs. St. Louis	0-0,1/0 20:46
Jan. 31	vs. St. Louis	0-0,3/-1 21:11
Feb. 2	@ Los Angeles	0-0,1/1 20:48
Feb. 5	vs. San Jose	0-1,4/1 23:17
Feb. 6	vs. San Jose	0-0,2/-1 23:23
Feb. 9	@ Vegas	0-0,2/-3 20:43
Feb. 11	@ Vegas	0-1,1/1 18:44
Feb. 15	@ San Jose	0-1,0/1 19:42
Feb. 18	vs. Minnesota	0-0,2/0 25:17
Feb. 20	vs. Minnesota	0-0,0/-1 21:24
Feb. 22	@ Arizona	1-1,2/1 25:05
Feb. 24	@ Arizona	0-2,2/0 25:56
Feb. 27	vs. V GK	0-1,1/0 22:59
Mar. 1	vs. St. Louis	0-1,4/1 22:46
Mar. 3	vs. St. Louis	0-1,2/1 21:11
Mar. 5	@ Colorado	0-0,0/0 20:34
Mar. 6	@ Colorado	0-1,0/0 18:54
Mar. 8	vs. Los Angeles	0-0,0/0 25:24
Mar. 10	vs. Los Angeles	0-0,1/-1 20:49
Mar. 12	vs. San Jose	0-0,0/-2 22:28
Mar. 13	vs. San Jose	0-0,3/0 26:50
Mar. 16	@ Colorado	0-0,3/0 21:35
Mar. 18	vs. Arizona	0-0,1/-2 21:33
Mar. 20	vs. Arizona	0-0,4/0 20:58
Mar. 22	@ Minnesota	0-0,3/1 23:18
Mar. 24	@ Minnesota	0-0,0/-1 20:23
Mar. 26	@ St. Louis	0-1,0/1 22:16
Mar. 28	@ St. Louis	1-0,2/0 19:49
Mar. 29	@ Colorado	0-0,0/0 22:05
Apr. 2	vs. Arizona	0-1,1/1 22:41
Apr. 4	vs. Arizona	0-0,3/-2 21:33
Apr. 6	@ San Jose	0-0,2/1 21:32
Apr. 9	vs. Colorado	0-0,0/-2 19:48
Apr. 11	vs. Colorado	0-0,0/-2 19:47
Apr. 12	@ San Jose	0-0,1/1 21:13
Apr. 14	@ San Jose	0-1,0/1 23:32
Apr. 16	vs. Vegas	0-0,0/-2 19:03
Apr. 18	vs. Vegas	0-0,2/0 18:06
Apr. 20	@ Los Angeles	1-0,5/1 25:37
Apr. 24	vs. Vegas	0-0,0/-2 19:43
Apr. 26	@ Los Angeles	0-1,2/-1 23:39
Apr. 28	@ Los Angeles	1-0(W),1/0 20:22
Apr. 30	vs. Los Angeles	0-0,2/0 20:48
May 1	vs. Los Angeles	0-2,0/4 20:10
May 3	@ St. Louis	0-0,0/1 16:55
May 5	@ St. Louis	0-1,1/1 22:38
May 7	@ Minnesota	0-0,1/1 20:32
May 8	@ Minnesota	0-0,0/1 27:06

## LARSSON

DATE	OPP.	
Jan. 14	@ Vegas	0-0,0/-1 12:45
Jan. 16	@ Vegas	0-1,0/1 12:52
Jan. 18	vs. Minnesota	0-0,1/0 15:42
Jan. 20	vs. Minnesota	0-0,1/-1 12:15
Jan. 22	vs. Colorado	0-0,2/0 11:51
Jan. 24	vs. Colorado	0-1,0/1 17:44
Jan. 26	@ Arizona	0-0,1/1 19:20
Jan. 28	@ Arizona	0-0,0/1 19:28
Jan. 30	vs. St. Louis	0-0,0/-1 20:30
Jan. 31	vs. St. Louis	0-0,2/-1 17:51
Feb. 2	@ Los Angeles	0-0,0/-1 17:26
Feb. 5	vs. San Jose	0-0,1/0 17:15
Feb. 6	vs. San Jose	0-0,1/0 19:33
Feb. 9	@ Vegas	0-0,0/-1 16:48
Feb. 11	@ Vegas	0-0,1/0 16:02
Feb. 15	@ San Jose	0-0,1/-1 16:56
Feb. 18	vs. Minnesota	0-0,0/-1 17:21
Feb. 20	vs. Minnesota	0-0,2/-2 17:19
Feb. 22	@ Arizona	0-0,1/0 16:57
Feb. 24	@ Arizona	0-0,1/-2 19:54
Feb. 27	vs. V GK	0-0,0/1 18:14
Mar. 1	vs. St. Louis	0-0,0/0 16:19
Mar. 3	vs. St. Louis	0-0,2/0 16:20
Mar. 5	@ Colorado	0-0,2/-1 15:53
Mar. 6	@ Colorado	0-0,1/-1 16:20
Mar. 8	vs. Los Angeles	0-1,3/0 17:15
Mar. 10	vs. Los Angeles	0-0,0/0 18:35
Mar. 12	vs. San Jose	0-0,2/-2 17:08
Mar. 13	vs. San Jose	0-0,0/-1 16:53
Mar. 16	@ Colorado	0-0,0/-3 18:39
Mar. 18	vs. Arizona	0-0,2/0 20:19
Mar. 20	vs. Arizona	0-0,1/-1 19:25
Mar. 22	@ Minnesota	0-0,1/-1 16:00
Mar. 24	@ Minnesota	DNP
Mar. 26	@ St. Louis	DNP
Mar. 28	@ St. Louis	0-0,0/1 13:18
Mar. 29	@ Colorado	DNP
Apr. 2	vs. Arizona	DNP
Apr. 4	vs. Arizona	0-0,2/0 16:40
Apr. 6	@ San Jose	DNP
Apr. 9	vs. Colorado	DNP
Apr. 11	vs. Colorado	DNP
Apr. 12	@ San Jose	0-1,2/2 20:44
Apr. 14	@ San Jose	DNP
Apr. 16	vs. Vegas	DNP
Apr. 18	vs. Vegas	0-0,0/-2 14:32
Apr. 20	@ Los Angeles	DNP
Apr. 24	vs. Vegas	0-0,1/0 20:04
Apr. 26	@ Los Angeles	0-0,0/0 20:48
Apr. 28	@ Los Angeles	0-0,1/1 17:05
Apr. 30	vs. Los Angeles	0-0,1/0 19:08
May 1	vs. Los Angeles	1-2,3/4 20:01
May 3	@ St. Louis	0-0,0/1 18:10
May 5	@ St. Louis	0-0,1/0 20:20
May 7	@ Minnesota	0-0,1/1 20:34
May 8	@ Minnesota	0-0,1/-1 15:26

# 2020-21 PLAYER GAME-BY-GAME



## LINDHOLM

DATE	OPP.	
Jan. 14	@ Vegas	0-0,0/-1 22:43
Jan. 16	@ Vegas	0-0,1/0 22:53
Jan. 18	vs. Minnesota	0-0,2/1 29:07
Jan. 20	vs. Minnesota	0-0,2/1 25:07
Jan. 22	vs. Colorado	1-0,5/0 20:20
Jan. 24	vs. Colorado	1-0,1/0 25:14
Jan. 26	@ Arizona	0-0,1/0 23:25
Jan. 28	@ Arizona	0-0,1/-1 20:33
Jan. 30	vs. St. Louis	0-0,1/-3 16:54
Jan. 31	vs. St. Louis	0-1,2/-1 20:35
Feb. 2	@ Los Angeles	0-0,3/2 21:40
Feb. 5	vs. San Jose	0-1,2/0 26:29
Feb. 6	vs. San Jose	0-1,1/1 22:17
Feb. 9	@ Vegas	0-1,1/1 21:59
Feb. 11	@ Vegas	0-0,1/0 23:03
Feb. 15	@ San Jose	0-0,3/0 22:59
Feb. 18	vs. Minnesota	0-0,0/-1 13:11
Feb. 20	vs. Minnesota	INJ
Feb. 22	@ Arizona	INJ
Feb. 24	@ Arizona	INJ
Feb. 27	vs. V GK	0-0,2/0 18:03
Mar. 1	vs. St. Louis	INJ
Mar. 3	vs. St. Louis	INJ
Mar. 5	@ Colorado	INJ
Mar. 6	@ Colorado	INJ
Mar. 8	vs. Los Angeles	INJ
Mar. 10	vs. Los Angeles	INJ
Mar. 12	vs. San Jose	INJ
Mar. 13	vs. San Jose	INJ
Mar. 16	@ Colorado	INJ
Mar. 18	vs. Arizona	INJ
Mar. 20	vs. Arizona	INJ
Mar. 22	@ Minnesota	INJ
Mar. 24	@ Minnesota	INJ
Mar. 26	@ St. Louis	INJ
Mar. 28	@ St. Louis	INJ
Mar. 29	@ Colorado	INJ
Apr. 2	vs. Arizona	INJ
Apr. 4	vs. Arizona	INJ
Apr. 6	@ San Jose	INJ
Apr. 9	vs. Colorado	INJ
Apr. 11	vs. Colorado	INJ
Apr. 12	@ San Jose	INJ
Apr. 14	@ San Jose	INJ
Apr. 16	vs. Vegas	INJ
Apr. 18	vs. Vegas	INJ
Apr. 20	@ Los Angeles	INJ
Apr. 24	vs. Vegas	INJ
Apr. 26	@ Los Angeles	INJ
Apr. 28	@ Los Angeles	INJ
Apr. 30	vs. Los Angeles	INJ
May 1	vs. Los Angeles	INJ
May 3	@ St. Louis	INJ
May 5	@ St. Louis	INJ
May 7	@ Minnesota	INJ
May 8	@ Minnesota	INJ

## LUNDESTROM

DATE	OPP.	
Jan. 14	@ Vegas	0-0,0/-1 12:34
Jan. 16	@ Vegas	0-0,0/0 12:18
Jan. 18	vs. Minnesota	DNP
Jan. 20	vs. Minnesota	DNP
Jan. 22	vs. Colorado	MIN
Jan. 24	vs. Colorado	MIN
Jan. 26	@ Arizona	MIN
Jan. 28	@ Arizona	MIN
Jan. 30	vs. St. Louis	0-0,2/0 15:20
Jan. 31	vs. St. Louis	DNP
Feb. 2	@ Los Angeles	0-0,0/0 11:35
Feb. 5	vs. San Jose	0-0,0/0 13:34
Feb. 6	vs. San Jose	1-0,4/1 16:17
Feb. 9	@ Vegas	1-0,1/0 14:24
Feb. 11	@ Vegas	0-0,1/1 15:47
Feb. 15	@ San Jose	0-0,4/0 15:25
Feb. 18	vs. Minnesota	0-0,0/-1 15:26
Feb. 20	vs. Minnesota	0-0,2/-1 15:13
Feb. 22	@ Arizona	0-0,1/0 16:14
Feb. 24	@ Arizona	0-0,2/0 14:04
Feb. 27	vs. V GK	0-0,4/1 14:49
Mar. 1	vs. St. Louis	3-0,4/2 14:11
Mar. 3	vs. St. Louis	0-0,0/0 17:36
Mar. 5	@ Colorado	0-0,2/-2 16:42
Mar. 6	@ Colorado	0-0,0/-2 16:08
Mar. 8	vs. Los Angeles	0-1,1/0 18:43
Mar. 10	vs. Los Angeles	0-0,1/-2 14:01
Mar. 12	vs. San Jose	0-0,2/-2 13:33
Mar. 13	vs. San Jose	0-1,4/0 12:44
Mar. 16	@ Colorado	0-0,0/0 13:09
Mar. 18	vs. Arizona	0-0,2/-2 15:21
Mar. 20	vs. Arizona	0-0,1/-1 13:12
Mar. 22	@ Minnesota	0-0,0/0 13:48
Mar. 24	@ Minnesota	0-1,2/1 17:55
Mar. 26	@ St. Louis	0-0,2/1 15:55
Mar. 28	@ St. Louis	0-0,0/-1 12:00
Mar. 29	@ Colorado	0-0,1/-1 16:24
Apr. 2	vs. Arizona	0-0,1/1 19:19
Apr. 4	vs. Arizona	0-0,0/0 15:08
Apr. 6	@ San Jose	1-0,3/1 17:41
Apr. 9	vs. Colorado	INJ
Apr. 11	vs. Colorado	INJ
Apr. 12	@ San Jose	INJ
Apr. 14	@ San Jose	INJ
Apr. 16	vs. Vegas	INJ
Apr. 18	vs. Vegas	INJ
Apr. 20	@ Los Angeles	INJ
Apr. 24	vs. Vegas	INJ
Apr. 26	@ Los Angeles	0-0,0/-2 16:29
Apr. 28	@ Los Angeles	0-0,1/2 13:00
Apr. 30	vs. Los Angeles	0-0,0/-1 13:47
May 1	vs. Los Angeles	0-0,1/0 16:49
May 3	@ St. Louis	0-0,0/0 17:43
May 5	@ St. Louis	0-0,1/-1 16:23
May 7	@ Minnesota	0-0,1/-1 14:19
May 8	@ Minnesota	0-0,1/1 19:57

## MANSON

DATE	OPP.	
Jan. 14	@ Vegas	0-0,0/-1 20:22
Jan. 16	@ Vegas	0-0,1/-1 20:41
Jan. 18	vs. Minnesota	0-0,0/0 06:14
Jan. 20	vs. Minnesota	INJ
Jan. 22	vs. Colorado	INJ
Jan. 24	vs. Colorado	INJ
Jan. 26	@ Arizona	INJ
Jan. 28	@ Arizona	INJ
Jan. 30	vs. St. Louis	INJ
Jan. 31	vs. St. Louis	INJ
Feb. 2	@ Los Angeles	INJ
Feb. 5	vs. San Jose	INJ
Feb. 6	vs. San Jose	INJ
Feb. 9	@ Vegas	INJ
Feb. 11	@ Vegas	INJ
Feb. 15	@ San Jose	INJ
Feb. 18	vs. Minnesota	INJ
Feb. 20	vs. Minnesota	INJ
Feb. 22	@ Arizona	INJ
Feb. 24	@ Arizona	INJ
Feb. 27	vs. V GK	INJ
Mar. 1	vs. St. Louis	INJ
Mar. 3	vs. St. Louis	INJ
Mar. 5	@ Colorado	0-0,1/-1 18:46
Mar. 6	@ Colorado	0-0,2/1 14:39
Mar. 8	vs. Los Angeles	0-0,0/0 10:17
Mar. 10	vs. Los Angeles	INJ
Mar. 12	vs. San Jose	INJ
Mar. 13	vs. San Jose	INJ
Mar. 16	@ Colorado	INJ
Mar. 18	vs. Arizona	INJ
Mar. 20	vs. Arizona	INJ
Mar. 22	@ Minnesota	0-0,1/0 12:36
Mar. 24	@ Minnesota	0-1,3/1 20:38
Mar. 26	@ St. Louis	0-0,0/1 21:58
Mar. 28	@ St. Louis	1-0(W),3/1 18:13
Mar. 29	@ Colorado	0-0,0/-2 14:42
Apr. 2	vs. Arizona	0-0,0/-1 20:49
Apr. 4	vs. Arizona	0-0,1/0 21:52
Apr. 6	@ San Jose	0-1,1/3 20:32
Apr. 9	vs. Colorado	0-0,1/0 20:13
Apr. 11	vs. Colorado	0-0,0/-1 20:42
Apr. 12	@ San Jose	0-1,0/1 19:31
Apr. 14	@ San Jose	0-1,0/0 17:19
Apr. 16	vs. Vegas	0-0,0/-1 21:51
Apr. 18	vs. Vegas	0-1,3/0 19:33
Apr. 20	@ Los Angeles	0-0,0/-4 13:45
Apr. 24	vs. Vegas	INJ
Apr. 26	@ Los Angeles	INJ
Apr. 28	@ Los Angeles	INJ
Apr. 30	vs. Los Angeles	INJ
May 1	vs. Los Angeles	INJ
May 3	@ St. Louis	INJ
May 5	@ St. Louis	INJ
May 7	@ Minnesota	0-0,2/1 18:02
May 8	@ Minnesota	0-1,0/0 20:20

# 2020-21 PLAYER GAME-BY-GAME

## MILANO

DATE	OPP.	
Jan. 14	@ Vegas	DNP
Jan. 16	@ Vegas	DNP
Jan. 18	vs. Minnesota	0-0,4/0 12:53
Jan. 20	vs. Minnesota	0-0,2/0 15:55
Jan. 22	vs. Colorado	INJ
Jan. 24	vs. Colorado	INJ
Jan. 26	@ Arizona	INJ
Jan. 28	@ Arizona	INJ
Jan. 30	vs. St. Louis	INJ
Jan. 31	vs. St. Louis	INJ
Feb. 2	@ Los Angeles	INJ
Feb. 5	vs. San Jose	INJ
Feb. 6	vs. San Jose	INJ
Feb. 9	@ Vegas	INJ
Feb. 11	@ Vegas	INJ
Feb. 15	@ San Jose	INJ
Feb. 18	vs. Minnesota	INJ
Feb. 20	vs. Minnesota	INJ
Feb. 22	@ Arizona	INJ
Feb. 24	@ Arizona	0-0,1/0 15:26
Feb. 27	vs. VGK	0-0,1/0 16:26
Mar. 1	vs. St. Louis	0-0,0/0 15:18
Mar. 3	vs. St. Louis	0-0,0/0 12:26
Mar. 5	@ Colorado	INJ
Mar. 6	@ Colorado	INJ
Mar. 8	vs. Los Angeles	INJ
Mar. 10	vs. Los Angeles	INJ
Mar. 12	vs. San Jose	INJ
Mar. 13	vs. San Jose	INJ
Mar. 16	@ Colorado	INJ
Mar. 18	vs. Arizona	INJ
Mar. 20	vs. Arizona	INJ
Mar. 22	@ Minnesota	INJ
Mar. 24	@ Minnesota	INJ
Mar. 26	@ St. Louis	INJ
Mar. 28	@ St. Louis	INJ
Mar. 29	@ Colorado	INJ
Apr. 2	vs. Arizona	INJ
Apr. 4	vs. Arizona	INJ
Apr. 6	@ San Jose	INJ
Apr. 9	vs. Colorado	INJ
Apr. 11	vs. Colorado	INJ
Apr. 12	@ San Jose	INJ
Apr. 14	@ San Jose	INJ
Apr. 16	vs. Vegas	INJ
Apr. 18	vs. Vegas	INJ
Apr. 20	@ Los Angeles	INJ
Apr. 24	vs. Vegas	INJ
Apr. 26	@ Los Angeles	INJ
Apr. 28	@ Los Angeles	INJ
Apr. 30	vs. Los Angeles	INJ
May 1	vs. Los Angeles	INJ
May 3	@ St. Louis	INJ
May 5	@ St. Louis	INJ
May 7	@ Minnesota	INJ
May 8	@ Minnesota	INJ

## RAKELL

DATE	OPP.	
Jan. 14	@ Vegas	0-0,2/-2 16:48
Jan. 16	@ Vegas	0-0,5/-2 18:22
Jan. 18	vs. Minnesota	0-0,3/0 15:31
Jan. 20	vs. Minnesota	0-0,1/-1 18:26
Jan. 22	vs. Colorado	0-1,6/1 18:54
Jan. 24	vs. Colorado	1-0(W),2/1 16:38
Jan. 26	@ Arizona	0-0,3/0 13:36
Jan. 28	@ Arizona	0-0,2/-1 21:31
Jan. 30	vs. St. Louis	0-1,5/-1 18:33
Jan. 31	vs. St. Louis	0-0,5/0 18:45
Feb. 2	@ Los Angeles	0-0,2/0 17:47
Feb. 5	vs. San Jose	0-1,1/-1 20:53
Feb. 6	vs. San Jose	0-0,6/1 22:18
Feb. 9	@ Vegas	0-1,4/0 19:22
Feb. 11	@ Vegas	0-1,2/1 17:33
Feb. 15	@ San Jose	0-1,2/1 19:13
Feb. 18	vs. Minnesota	0-0,0/-1 19:13
Feb. 20	vs. Minnesota	0-0,3/-2 17:16
Feb. 22	@ Arizona	0-0,6/-1 21:26
Feb. 24	@ Arizona	0-0,1/1 17:47
Feb. 27	vs. VGK	1-1,4/1 16:56
Mar. 1	vs. St. Louis	0-2,4/1 18:32
Mar. 3	vs. St. Louis	1-0,3/1 18:51
Mar. 5	@ Colorado	0-1,4/0 18:58
Mar. 6	@ Colorado	1-2,5/0 21:49
Mar. 8	vs. Los Angeles	2-1,2/3 19:11
Mar. 10	vs. Los Angeles	0-0,2/0 15:58
Mar. 12	vs. San Jose	0-0,7/-2 17:20
Mar. 13	vs. San Jose	0-0,3/-1 19:17
Mar. 16	@ Colorado	0-0,1/-4 16:55
Mar. 18	vs. Arizona	0-2,3/1 17:37
Mar. 20	vs. Arizona	0-0,2/-3 14:13
Mar. 22	@ Minnesota	0-0,3/0 18:34
Mar. 24	@ Minnesota	0-0,1/1 18:48
Mar. 26	@ St. Louis	1-0,2/1 20:06
Mar. 28	@ St. Louis	0-0,0/-1 10:04
Mar. 29	@ Colorado	INJ
Apr. 2	vs. Arizona	INJ
Apr. 4	vs. Arizona	INJ
Apr. 6	@ San Jose	INJ
Apr. 9	vs. Colorado	0-0,5/-1 16:55
Apr. 11	vs. Colorado	0-0,1/-1 16:26
Apr. 12	@ San Jose	1-0,3/2 14:13
Apr. 14	@ San Jose	0-0,4/0 15:20
Apr. 16	vs. Vegas	0-0,2/-2 17:00
Apr. 18	vs. Vegas	0-1,4/0 17:56
Apr. 20	@ Los Angeles	0-1,0/1 16:05
Apr. 24	vs. Vegas	0-0,1/-1 18:24
Apr. 26	@ Los Angeles	0-0,1/-2 18:17
Apr. 28	@ Los Angeles	0-1,3/1 14:06
Apr. 30	vs. Los Angeles	0-0,4/-1 18:01
May 1	vs. Los Angeles	0-0,1/0 18:14
May 3	@ St. Louis	0-0,2/-1 18:06
May 5	@ St. Louis	0-0,1/0 22:08
May 7	@ Minnesota	0-0,3/-2 16:05
May 8	@ Minnesota	1-1,2/1 16:42

## SHATTENKIRK

DATE	OPP.	
Jan. 14	@ Vegas	0-0,3/-1 23:55
Jan. 16	@ Vegas	0-0,1/0 24:25
Jan. 18	vs. Minnesota	0-1,2/1 29:08
Jan. 20	vs. Minnesota	0-0,0/0 24:00
Jan. 22	vs. Colorado	0-0,2/0 23:47
Jan. 24	vs. Colorado	0-0,0/-1 20:19
Jan. 26	@ Arizona	0-0,0/0 18:50
Jan. 28	@ Arizona	0-0,4/-1 21:45
Jan. 30	vs. St. Louis	0-0,0/-3 20:22
Jan. 31	vs. St. Louis	0-0,1/-1 20:11
Feb. 2	@ Los Angeles	0-0,5/1 21:56
Feb. 5	vs. San Jose	0-0,4/0 25:22
Feb. 6	vs. San Jose	0-1,3/1 22:04
Feb. 9	@ Vegas	0-2,1/1 24:12
Feb. 11	@ Vegas	0-0,1/0 22:40
Feb. 15	@ San Jose	0-0,1/-1 24:50
Feb. 18	vs. Minnesota	0-0,0/-1 23:33
Feb. 20	vs. Minnesota	0-1,1/0 21:39
Feb. 22	@ Arizona	0-0,1/-1 20:25
Feb. 24	@ Arizona	0-0,2/1 19:13
Feb. 27	vs. VGK	0-0,3/-1 18:55
Mar. 1	vs. St. Louis	0-1,1/-1 24:26
Mar. 3	vs. St. Louis	0-0,1/2 23:27
Mar. 5	@ Colorado	0-0,0/1 14:49
Mar. 6	@ Colorado	1-1,4/1 21:10
Mar. 8	vs. Los Angeles	1-1,1/2 18:52
Mar. 10	vs. Los Angeles	0-1,3/-1 19:19
Mar. 12	vs. San Jose	0-0,2/0 20:55
Mar. 13	vs. San Jose	0-1,4/0 21:43
Mar. 16	@ Colorado	0-0,2/-2 20:32
Mar. 18	vs. Arizona	0-1,1/0 17:29
Mar. 20	vs. Arizona	0-0,0/-1 21:16
Mar. 22	@ Minnesota	0-0,2/0 21:39
Mar. 24	@ Minnesota	0-0,2/-1 23:06
Mar. 26	@ St. Louis	0-0,0/0 20:35
Mar. 28	@ St. Louis	0-0,2/-1 20:01
Mar. 29	@ Colorado	0-0,1/2 19:33
Apr. 2	vs. Arizona	0-0,2/-2 19:37
Apr. 4	vs. Arizona	0-0,3/0 19:09
Apr. 6	@ San Jose	0-1,0/1 19:05
Apr. 9	vs. Colorado	0-0,4/-1 21:00
Apr. 11	vs. Colorado	0-0,0/0 18:47
Apr. 12	@ San Jose	0-0,0/1 20:38
Apr. 14	@ San Jose	0-1,2/0 18:27
Apr. 16	vs. Vegas	0-0,2/-1 17:21
Apr. 18	vs. Vegas	0-0,4/1 21:35
Apr. 20	@ Los Angeles	0-0,2/0 21:08
Apr. 24	vs. Vegas	0-0,2/0 20:20
Apr. 26	@ Los Angeles	0-0,3/-1 24:56
Apr. 28	@ Los Angeles	0-0,0/1 19:41
Apr. 30	vs. Los Angeles	0-0,3/-1 18:12
May 1	vs. Los Angeles	0-0,2/0 19:08
May 3	@ St. Louis	0-0,2/-2 23:14
May 5	@ St. Louis	0-0,1/0 21:46
May 7	@ Minnesota	0-0,0/1 21:51
May 8	@ Minnesota	DNP



# 2020-21 PLAYER GAME-BY-GAME



## SILVERBERG

DATE	OPP.	
Jan. 14	@ Vegas	0-0,1/-2 18:01
Jan. 16	@ Vegas	0-0,2/-1 15:57
Jan. 18	vs. Minnesota	0-0,0/0 17:35
Jan. 20	vs. Minnesota	0-0,0/-1 13:14
Jan. 22	vs. Colorado	0-1,5/0 16:09
Jan. 24	vs. Colorado	1-0,4/0 18:07
Jan. 26	@ Arizona	0-0,1/0 17:10
Jan. 28	@ Arizona	1-0,1/1 16:23
Jan. 30	vs. St. Louis	0-0,2/-2 15:53
Jan. 31	vs. St. Louis	1-0,3/-1 15:03
Feb. 2	@ Los Angeles	0-1,2/1 17:11
Feb. 5	vs. San Jose	0-0,5/-1 16:29
Feb. 6	vs. San Jose	0-0,2/-1 16:08
Feb. 9	@ Vegas	0-0,3/-1 17:15
Feb. 11	@ Vegas	0-0,2/0 18:32
Feb. 15	@ San Jose	0-1,4/1 17:11
Feb. 18	vs. Minnesota	0-1,3/-1 14:01
Feb. 20	vs. Minnesota	0-0,4/-1 16:59
Feb. 22	@ Arizona	1-0,1/1 19:56
Feb. 24	@ Arizona	0-0,2/-1 20:10
Feb. 27	vs. VGG	0-0,1/-1 14:47
Mar. 1	vs. St. Louis	0-1,1/-2 17:40
Mar. 3	vs. St. Louis	0-0,0/0 16:03
Mar. 5	@ Colorado	1-0,2/1 21:41
Mar. 6	@ Colorado	0-0,0/-1 20:41
Mar. 8	vs. Los Angeles	1-0,2/-1 18:32
Mar. 10	vs. Los Angeles	0-0,5/0 17:14
Mar. 12	vs. San Jose	0-0,0/0 15:51
Mar. 13	vs. San Jose	0-0,2/0 19:16
Mar. 16	@ Colorado	0-0,1/0 14:15
Mar. 18	vs. Arizona	0-0,1/-2 14:17
Mar. 20	vs. Arizona	0-0,1/-1 12:37
Mar. 22	@ Minnesota	0-0,1/-1 18:06
Mar. 24	@ Minnesota	0-0,1/0 15:02
Mar. 26	@ St. Louis	0-1,3/2 16:08
Mar. 28	@ St. Louis	0-1,2/1 21:05
Mar. 29	@ Colorado	0-0,1/-1 13:49
Apr. 2	vs. Arizona	1-0,4/0 16:43
Apr. 4	vs. Arizona	0-0,0/-1 17:24
Apr. 6	@ San Jose	0-0,3/1 17:57
Apr. 9	vs. Colorado	0-0,2/-1 19:07
Apr. 11	vs. Colorado	0-0,1/0 18:49
Apr. 12	@ San Jose	0-0,1/0 16:03
Apr. 14	@ San Jose	1-0,4/0 19:12
Apr. 16	vs. Vegas	0-0,2/-1 15:31
Apr. 18	vs. Vegas	0-1,2/1 17:24
Apr. 20	@ Los Angeles	0-0,1/-1 13:45
Apr. 24	vs. Vegas	INJ
Apr. 26	@ Los Angeles	INJ
Apr. 28	@ Los Angeles	INJ
Apr. 30	vs. Los Angeles	INJ
May 1	vs. Los Angeles	INJ
May 3	@ St. Louis	INJ
May 5	@ St. Louis	INJ
May 7	@ Minnesota	INJ
May 8	@ Minnesota	INJ

## STEEL

DATE	OPP.	
Jan. 14	@ Vegas	0-1,1/0 17:06
Jan. 16	@ Vegas	0-1,1/0 14:33
Jan. 18	vs. Minnesota	0-0,1/0 14:44
Jan. 20	vs. Minnesota	0-0,0/-1 15:23
Jan. 22	vs. Colorado	0-0,2/0 14:04
Jan. 24	vs. Colorado	0-0,0/0 12:26
Jan. 26	@ Arizona	0-0,1/0 12:47
Jan. 28	@ Arizona	0-0,0/-1 11:25
Jan. 30	vs. St. Louis	0-0,1/0 17:59
Jan. 31	vs. St. Louis	0-0,2/-1 16:26
Feb. 2	@ Los Angeles	0-1,1/1 17:17
Feb. 5	vs. San Jose	0-0,0/1 15:24
Feb. 6	vs. San Jose	0-0,0/-1 16:40
Feb. 9	@ Vegas	0-0,1/-1 18:40
Feb. 11	@ Vegas	DNP
Feb. 15	@ San Jose	1-0,3/1 17:19
Feb. 18	vs. Minnesota	1-0,2/0 13:42
Feb. 20	vs. Minnesota	0-0,0/0 18:29
Feb. 22	@ Arizona	0-0,0/1 20:22
Feb. 24	@ Arizona	0-1,3/-1 21:07
Feb. 27	vs. VGG	0-1,0/0 14:29
Mar. 1	vs. St. Louis	0-0,0/0 12:10
Mar. 3	vs. St. Louis	0-0,0/0 11:09
Mar. 5	@ Colorado	0-0,1/0 13:05
Mar. 6	@ Colorado	0-1,0/2 13:19
Mar. 8	vs. Los Angeles	0-0,0/0 12:34
Mar. 10	vs. Los Angeles	1-0,1/-1 09:54
Mar. 12	vs. San Jose	0-0,2/-2 13:45
Mar. 13	vs. San Jose	DNP
Mar. 16	@ Colorado	DNP
Mar. 18	vs. Arizona	DNP
Mar. 20	vs. Arizona	DNP
Mar. 22	@ Minnesota	0-0,0/-1 14:44
Mar. 24	@ Minnesota	0-0,2/0 14:06
Mar. 26	@ St. Louis	1-0,5/1 13:11
Mar. 28	@ St. Louis	0-0,0/1 17:16
Mar. 29	@ Colorado	INJ
Apr. 2	vs. Arizona	INJ
Apr. 4	vs. Arizona	INJ
Apr. 6	@ San Jose	INJ
Apr. 9	vs. Colorado	INJ
Apr. 11	vs. Colorado	INJ
Apr. 12	@ San Jose	INJ
Apr. 14	@ San Jose	0-0,1/0 12:21
Apr. 16	vs. Vegas	0-0,0/-1 12:47
Apr. 18	vs. Vegas	0-0,3/1 11:44
Apr. 20	@ Los Angeles	0-0,1/-1 16:21
Apr. 24	vs. Vegas	1-0,3/-1 13:50
Apr. 26	@ Los Angeles	0-0,0/-1 15:06
Apr. 28	@ Los Angeles	0-1,0/0 12:43
Apr. 30	vs. Los Angeles	0-0,1/-1 15:31
May 1	vs. Los Angeles	DNP
May 3	@ St. Louis	DNP
May 5	@ St. Louis	0-0,2/0 09:29
May 7	@ Minnesota	0-0,0/-1 13:38
May 8	@ Minnesota	0-0,0/0 11:06

## STOLARZ

DATE	OPP.	
Jan. 14	@ Vegas	DND
Jan. 16	@ Vegas	DND
Jan. 18	vs. Minnesota	DND
Jan. 20	vs. Minnesota	DNP
Jan. 22	vs. Colorado	DND
Jan. 24	vs. Colorado	DND
Jan. 26	@ Arizona	DND
Jan. 28	@ Arizona	DND
Jan. 30	vs. St. Louis	DND
Jan. 31	vs. St. Louis	DND
Feb. 2	@ Los Angeles	DND
Feb. 5	vs. San Jose	DND
Feb. 6	vs. San Jose	DND
Feb. 9	@ Vegas	DNP
Feb. 11	@ Vegas	DND
Feb. 15	@ San Jose	DND
Feb. 18	vs. Minnesota	DND
Feb. 20	vs. Minnesota	MIN
Feb. 22	@ Arizona	DND
Feb. 24	@ Arizona	DND
Feb. 27	vs. VGG	DND
Mar. 1	vs. St. Louis	DND
Mar. 3	vs. St. Louis	MIN
Mar. 5	@ Colorado	DND
Mar. 6	@ Colorado	DND
Mar. 8	vs. Los Angeles	DND
Mar. 10	vs. Los Angeles	DND
Mar. 12	vs. San Jose	DND
Mar. 13	vs. San Jose	DND
Mar. 16	@ Colorado	DNP
Mar. 18	vs. Arizona	DNP
Mar. 20	vs. Arizona	2/14 40:00
Mar. 22	@ Minnesota	DNP
Mar. 24	@ Minnesota	DND
Mar. 26	@ St. Louis	DND
Mar. 28	@ St. Louis	2/40 W 61:42
Mar. 29	@ Colorado	DNP
Apr. 2	vs. Arizona	4/31 L 59:05
Apr. 4	vs. Arizona	DND
Apr. 6	@ San Jose	DND
Apr. 9	vs. Colorado	DND
Apr. 11	vs. Colorado	DND
Apr. 12	@ San Jose	0/46 W 60:00
Apr. 14	@ San Jose	1/28 W 59:33
Apr. 16	vs. Vegas	DND
Apr. 18	vs. Vegas	DND
Apr. 20	@ Los Angeles	4/22 L 60:00
Apr. 24	vs. Vegas	DND
Apr. 26	@ Los Angeles	2/23 L 58:58
Apr. 28	@ Los Angeles	DND
Apr. 30	vs. Los Angeles	DND
May 1	vs. Los Angeles	DNP
May 3	@ St. Louis	DND
May 5	@ St. Louis	2/26 W 65:00
May 7	@ Minnesota	DND
May 8	@ Minnesota	DND

# 2020-21 PLAYER GAME-BY-GAME

## TERRY

DATE	OPP.	
Jan. 14	@ Vegas	0-0,2/0 16:24
Jan. 16	@ Vegas	0-0,2/1 12:46
Jan. 18	vs. Minnesota	0-0,2/0 11:14
Jan. 20	vs. Minnesota	0-0,1/-1 15:16
Jan. 22	vs. Colorado	0-0,1/0 12:58
Jan. 24	vs. Colorado	0-0,0/0 11:57
Jan. 26	@ Arizona	DNP
Jan. 28	@ Arizona	0-0,0/-1 09:00
Jan. 30	vs. St. Louis	DNP
Jan. 31	vs. St. Louis	0-0,1/-2 12:59
Feb. 2	@ Los Angeles	0-0,3/0 12:05
Feb. 5	vs. San Jose	1-1,3/2 11:56
Feb. 6	vs. San Jose	0-0,1/0 14:17
Feb. 9	@ Vegas	1-1,1/-1 14:09
Feb. 11	@ Vegas	0-0,3/0 12:00
Feb. 15	@ San Jose	0-0,0/-2 13:33
Feb. 18	vs. Minnesota	0-0,0/0 11:09
Feb. 20	vs. Minnesota	0-0,0/0 14:14
Feb. 22	@ Arizona	0-0,3/1 13:13
Feb. 24	@ Arizona	DNP
Feb. 27	vs. VGK	DNP
Mar. 1	vs. St. Louis	DNP
Mar. 3	vs. St. Louis	0-1,3/1 13:44
Mar. 5	@ Colorado	0-0,1/0 17:01
Mar. 6	@ Colorado	2-0,7/2 17:18
Mar. 8	vs. Los Angeles	0-0,0/0 05:19
Mar. 10	vs. Los Angeles	DNP
Mar. 12	vs. San Jose	DNP
Mar. 13	vs. San Jose	0-0,1/0 12:56
Mar. 16	@ Colorado	1-1,2/1 16:37
Mar. 18	vs. Arizona	0-1,0/1 12:42
Mar. 20	vs. Arizona	0-1,1/1 17:25
Mar. 22	@ Minnesota	1-0,2/1 19:32
Mar. 24	@ Minnesota	0-0,0/-2 15:28
Mar. 26	@ St. Louis	0-0,0/0 16:36
Mar. 28	@ St. Louis	0-0,2/0 16:10
Mar. 29	@ Colorado	1-0,1/1 21:36
Apr. 2	vs. Arizona	0-0,2/-2 18:03
Apr. 4	vs. Arizona	INJ
Apr. 6	@ San Jose	0-1,1/1 13:25
Apr. 9	vs. Colorado	0-0,1/-1 14:15
Apr. 11	vs. Colorado	0-1,1/-1 14:35
Apr. 12	@ San Jose	0-0,1/1 14:59
Apr. 14	@ San Jose	0-1,2/0 14:49
Apr. 16	vs. Vegas	0-0,1/0 16:58
Apr. 18	vs. Vegas	0-0,1/-3 16:21
Apr. 20	@ Los Angeles	0-0,0/-2 15:34
Apr. 24	vs. Vegas	0-1,2/0 16:28
Apr. 26	@ Los Angeles	0-0,2/-2 16:28
Apr. 28	@ Los Angeles	0-0,1/0 13:28
Apr. 30	vs. Los Angeles	0-0,3/1 16:36
May 1	vs. Los Angeles	0-1,1/2 17:02
May 3	@ St. Louis	0-0,2/0 18:07
May 5	@ St. Louis	0-1,0/1 17:22
May 7	@ Minnesota	0-0,1/0 14:28
May 8	@ Minnesota	0-1,4/1 15:01

## VOLKOV (W/ TBL)

DATE	OPP.	
Jan. 13	vs. CHI	0-0,0/0 13:08
Jan. 15	vs. CHI	DNP
Jan. 21	@ CBJ	DNP
Jan. 23	@ CBJ	0-1,0/-1 08:55
Jan. 28	@ CAR	0-0,1/0 08:04
Jan. 30	vs. NSH	0-0,0/0 07:04
Feb. 1	vs. NSH	DNP
Feb. 3	vs. DET	DNP
Feb. 5	vs. DET	DNP
Feb. 8	@ NSH	0-0,0/0 08:58
Feb. 9	@ NSH	0-1,1/1 11:53
Feb. 11	@ FLA	0-0,1/0 11:58
Feb. 13	@ FLA	1-0,3/2 09:44
Feb. 15	vs. FLA	2-0,2/2 09:27
Feb. 20	@ CAR	0-0,3/-1 11:16
Feb. 22	@ CAR	0-0,1/0 09:42
Feb. 24	vs. CAR	0-0,0/0 08:32
Feb. 25	vs. CAR	0-0,1/1 09:03
Feb. 27	vs. DAL	0-0,0/0 12:09
Mar. 2	@ DAL	DNP
Mar. 4	@ CHI	0-0,1/0 07:31
Mar. 5	@ CHI	0-0,1/-1 07:39
Mar. 7	@ CHI	0-0,1/-1 06:51
Mar. 9	@ DET	DNP
Mar. 11	@ DET	DNP
Mar. 13	vs. NSH	DNP
Mar. 15	vs. NSH	0-0,1/0 09:35
Mar. 16	@ DAL	DNP
Mar. 18	vs. CHI	DNP
Mar. 20	vs. CHI	DNP
Mar. 21	vs. FLA	DNP
Mar. 23	@ DAL	DNP
Mar. 24	Acquired by Anaheim	
Mar. 26	@ STL	DNP
Mar. 28	@ STL	DNP
Mar. 29	@ COL	DNP
Apr. 2	vs. ARI	1-0,2/-1 13:32
Apr. 4	vs. ARI	0-0,0/0 12:51
Apr. 6	@ SJS	0-0,2/0 15:55
Apr. 9	vs. COL	0-0,2/0 11:07
Apr. 11	vs. COL	0-0,0/0 10:14
Apr. 12	@ SJS	2-0,3/2 16:53
Apr. 14	@ SJS	1-1,1/2 14:34
Apr. 16	vs. VGK	0-0,1/-1 13:55
Apr. 18	vs. VGK	0-0,0/-1 14:56
Apr. 20	@ LAK	0-0,2/-2 12:39
Apr. 24	vs. VGK	0-1,0/-1 15:59
Apr. 26	@ LAK	0-0,0/0 11:34
Apr. 28	@ LAK	0-1,0/2 14:31
Apr. 30	vs. LAK	0-0,1/-1 12:33
May 1	vs. LAK	0-0,1/0 15:38
May 3	@ STL	0-0,0/0 15:14
May 5	@ STL	DNP
May 7	@ MIN	0-1,1/1 15:18
May 8	@ MIN	0-0,1/-1 12:33

## ZEGRAS

DATE	OPP.	
Jan. 14	@ Vegas	MIN
Jan. 16	@ Vegas	MIN
Jan. 18	vs. Minnesota	MIN
Jan. 20	vs. Minnesota	MIN
Jan. 22	vs. Colorado	MIN
Jan. 24	vs. Colorado	MIN
Jan. 26	@ Arizona	MIN
Jan. 28	@ Arizona	MIN
Jan. 30	vs. St. Louis	MIN
Jan. 31	vs. St. Louis	MIN
Feb. 2	@ Los Angeles	MIN
Feb. 5	vs. San Jose	MIN
Feb. 6	vs. San Jose	MIN
Feb. 9	@ Vegas	MIN
Feb. 11	@ Vegas	MIN
Feb. 15	@ San Jose	MIN
Feb. 18	vs. Minnesota	MIN
Feb. 20	vs. Minnesota	MIN
Feb. 22	@ Arizona	0-0,2/1 13:14
Feb. 24	@ Arizona	0-0,2/0 15:05
Feb. 27	vs. VGK	0-0,0/-1 12:25
Mar. 1	vs. St. Louis	0-0,5/-1 17:26
Mar. 3	vs. St. Louis	0-1,1/1 20:33
Mar. 5	@ Colorado	0-0,1/0 13:10
Mar. 6	@ Colorado	DNP
Mar. 8	vs. Los Angeles	0-1,2/0 08:46
Mar. 10	vs. Los Angeles	0-0,2/0 16:27
Mar. 12	vs. San Jose	0-0,1/-1 16:54
Mar. 13	vs. San Jose	DNP
Mar. 16	@ Colorado	0-1,3/1 17:36
Mar. 18	vs. Arizona	1-0,2/1 12:19
Mar. 20	vs. Arizona	0-1,1/1 16:14
Mar. 22	@ Minnesota	0-0,0/0 13:56
Mar. 24	@ Minnesota	0-0,3/-1 12:45
Mar. 26	@ St. Louis	0-0,1/0 10:24
Mar. 28	@ St. Louis	DNP
Mar. 29	@ Colorado	DNP
Apr. 2	vs. Arizona	0-0,6/-1 16:28
Apr. 4	vs. Arizona	0-2,1/2 15:10
Apr. 6	@ San Jose	MIN
Apr. 9	vs. Colorado	MIN
Apr. 11	vs. Colorado	MIN
Apr. 12	@ San Jose	MIN
Apr. 14	@ San Jose	MIN
Apr. 16	vs. Vegas	MIN
Apr. 18	vs. Vegas	MIN
Apr. 20	@ Los Angeles	MIN
Apr. 24	vs. Vegas	MIN
Apr. 26	@ Los Angeles	DNP
Apr. 28	@ Los Angeles	0-0,1/-1 14:42
Apr. 30	vs. Los Angeles	0-1,3/1 17:08
May 1	vs. Los Angeles	1-1,5/3 17:08
May 3	@ St. Louis	0-0,2/-1 20:17
May 5	@ St. Louis	0-1,6/1 18:07
May 7	@ Minnesota	0-1,0/0 15:14
May 8	@ Minnesota	1-0,3/1 18:04

# 2020-21 TRANSACTIONS



Oct. 14, 2020	Signed LW <b>Maxim Golod</b> to a three-year entry-level contract.
Nov. 5, 2020	Signed RW <b>Jacob Perreault</b> to a three-year entry-level contract.
Nov. 7, 2020	Signed D <b>Jamie Drysdale</b> to a three-year entry-level contract.
Dec. 23, 2020	Signed G <b>Ryan Miller</b> to a one-year contract through the 2020-21 NHL season.
Jan. 7, 2021	Signed G <b>Anthony Stolarz</b> to a two-year contract through the 2022-23 NHL season.
Jan. 10, 2021	Signed D <b>Ben Hutton</b> to a professional tryout (PTO).
Jan. 13, 2021	Assigned D <b>Simon Benoit</b> , C <b>Sam Carrick</b> , C <b>Chase De Leo</b> , G <b>Lukas Dostal</b> , D <b>Jamie Drysdale</b> , G <b>Olle Eriksson Ek</b> , C <b>Benoit-Olivier Groulx</b> , D <b>Josh Mahura</b> , LW <b>Jack Kopacka</b> , C <b>Antoine Morand</b> , RW <b>Jacob Perreault</b> , RW <b>Andrew Poturalski</b> , LW <b>Brayden Tracey</b> and C <b>Trevor Zegras</b> to San Diego (AHL).
Jan. 15, 2021	Signed D <b>Ben Hutton</b> to a one-year contract through the 2020-21 NHL season.
Jan. 18, 2021	Assigned LW <b>Max Jones</b> to San Diego (AHL).
Jan. 21, 2021	Assigned G <b>Anthony Stolarz</b> , C <b>Isac Lundestrom</b> and D <b>Kodie Curran</b> to San Diego (AHL).
Jan. 22, 2021	Recalled LW <b>Max Jones</b> from San Diego (AHL).
Jan. 27, 2021	Acquired D <b>Trevor Carrick</b> from San Jose for LW <b>Jack Kopacka</b> .
Jan. 30, 2021	Recalled C <b>Isac Lundestrom</b> from San Diego (AHL).
Jan. 31, 2021	Recalled C <b>Andrew Agozzino</b> from San Diego (AHL). Reassigned D <b>Josh Mahura</b> to San Diego.
Feb. 13, 2021	Reassigned G <b>Anthony Stolarz</b> , C <b>Andrew Agozzino</b> and RW <b>Vinni Lettieri</b> to San Diego (AHL).
Feb. 17, 2021	Assigned LW <b>Sonny Milano</b> to San Diego (AHL) on a Long-Term Injury Conditioning Loan, and assigned D <b>Andy Welinski</b> to San Diego.
Feb. 19, 2021	Assigned D <b>Brendan Guhle</b> to San Diego (AHL) on a Long-Term Injury Conditioning Loan, and assigned D <b>Kodie Curran</b> to San Diego.
Feb. 20, 2021	Recalled D <b>Josh Mahura</b> from San Diego (AHL).
Feb. 21, 2021	Recalled C <b>Trevor Zegras</b> from San Diego (AHL).
Feb. 24, 2021	Recalled RW <b>Vinni Lettieri</b> from San Diego (AHL).
Mar. 3, 2021	Reassigned RW <b>Vinni Lettieri</b> to San Diego (AHL).
Mar. 5, 2021	Assigned D <b>Brendan Guhle</b> to San Diego (AHL).
Mar. 8, 2021	Assigned LW <b>Brayden Tracey</b> to Victoria (WHL).
Mar. 10, 2021	Recalled RW <b>Vinni Lettieri</b> from San Diego (AHL).
Mar. 13, 2021	Recalled D <b>Kodie Curran</b> and <b>Andy Welinski</b> from San Diego (AHL).
Mar. 15, 2021	Assigned D <b>Kodie Curran</b> to San Diego (AHL).
Mar. 18, 2021	Recalled D <b>Jamie Drysdale</b> from San Diego (AHL).
Mar. 20, 2021	Reassigned D <b>Josh Mahura</b> to San Diego (AHL).
Mar. 24, 2021	Acquired RW <b>Alexander Volkov</b> from Tampa Bay in exchange for C <b>Antoine Morand</b> and a conditional seventh-round selection in 2023.
Mar. 31, 2021	Reassigned C <b>Andrew Agozzino</b> and RW <b>Vinni Lettieri</b> to San Diego (AHL).
Apr. 4, 2021	Recalled C <b>Sam Carrick</b> from San Diego (AHL).
Apr. 5, 2021	Reassigned C <b>Trevor Zegras</b> to San Diego (AHL).
Apr. 8, 2021	Assigned D <b>Axel Andersson</b> from Sodertalje (Sweden-2) to San Diego (AHL).
Apr. 9, 2021	Recalled C <b>Chase De Leo</b> from San Diego (AHL).
Apr. 12, 2021	Acquired D <b>Haydn Fleury</b> from Carolina for D <b>Jani Hakanpaa</b> and a 2022 sixth-round selection. Acquired a 2022 fifth-round selection from Toronto for <b>Ben Hutton</b> . Recalled C <b>Andrew Agozzino</b> from San Diego (AHL). Assigned C <b>Chase De Leo</b> to San Diego.
Apr. 15, 2021	Reassigned C <b>Andrew Agozzino</b> to San Diego (AHL).
Apr. 20, 2021	Reassigned C <b>Sam Carrick</b> to San Diego (AHL).
Apr. 26, 2021	Recalled C <b>Sam Carrick</b> from San Diego (AHL).
Apr. 28, 2021	Recalled C <b>Trevor Zegras</b> and D <b>Simon Benoit</b> from San Diego (AHL).
May 3, 2021	Recalled D <b>Josh Mahura</b> from San Diego (AHL).
May 10, 2021	Reassigned D <b>Simon Benoit</b> , C <b>Sam Carrick</b> , D <b>Jamie Drysdale</b> , D <b>Josh Mahura</b> and C <b>Trevor Zegras</b> to San Diego (AHL).

# 2019-20 ANAHEIM DUCKS

## THE 2018-19 SEASON:

The Ducks concluded the 2019-20 season with a 29-33-9 record and 67 points. Anaheim had played 71 games until the regular season was paused Mar. 12 and eventually deemed completed May 26 due to the COVID-19 pandemic...going into Mar. 12, the Ducks had won three of their last five games and earned points in four of those contests (3-1-1, 7 pts).

## TEAM LEADERS:

**Adam Henrique** led the club in points (26-17-43) and goals for the first time since joining the Ducks... Henrique's 26 goals marked his fifth 20-goal season and fell just four shy of his career high...**Ryan Getzlaf** paced the Ducks with 29 assists in a season he became the club's all-time leader in games played, the first player to appear in 1,000 games with Ducks and the NHL's all-time leader in overtime assists (24).

## FINAL GAME POSTPONED GAME:

Anaheim's final game of the shortened season also represented the continuation of the postponed contest between the Blues and Ducks, originally set for Feb. 11 but rescheduled by the NHL due to a medical emergency that occurred at 12:10 of the first period involving defenseman Jay Bouwmeester...the contest followed the same 60-minute format of regular-season games and began with the score tied, 1-1, as it was at the time of the postponement...Adam Henrique (Anaheim) and Ivan Barbashev (St. Louis) provided the original goals, which carried over to the Mar. 11 rescheduled date..

## FRANCHISE BEST:

**Ryan Getzlaf** became the franchise's all-time leader in games played Oct. 11 @ CBJ, surpassing Corey Perry (988) with his 989th career appearance...Getzlaf also became the first player in club history to play 1,000 games with Anaheim on Nov. 3 vs. CHI (see note below)...of his 1,053 career games, Getzlaf has served 700 of those as Anaheim's captain, the most in franchise history...he also passed Henrik Sedin (23) for the NHL's all-time lead in overtime assists following a 4-3 OT victory Feb. 25 vs. EDM.

## CAPTAIN 1,000:

Ducks captain **Ryan Getzlaf** became the first Duck in franchise history to reach 1,000 games Nov. 3 vs. CHI...Getzlaf became the sixth NHL player in the last 40 NHL seasons to play their first 1,000 games with one franchise and win 548 (or more) of them (now at

568-362-127)...Getzlaf also became the eighth active player to appear in his first 1,000 career games with the same team, and the 53rd all-time (19th as a center)...with his appearance Nov. 3, Getzlaf was the 20th active skater and the 336th player in NHL history to reach the milestone...he also was the 12th player all-time to appear in his 1,000th game while a member of the Ducks.

## TEAM 1,000:

**& 2,000** The Ducks played their 1,000th all-time regular-season game in Anaheim Nov. 14 vs. San Jose at Honda Center...after the NHL awarded Anaheim and the Walt Disney Company a franchise on Dec. 10, 1992, the Ducks have posted a 547-341-136 all-time record (excluding "home" neutral site games)...the Ducks played their 2,000th game in franchise history Nov. 3 vs. Chicago, a 3-2 overtime loss.

## LEADERBOARD CHECK:

**Cam Fowler** surpassed Scott Niedermayer for the franchise's all-time lead among defensemen in several categories during 2019-20...Fowler scored his 61st career goal Oct. 29 vs. WPG to become the club's all-time leader in goals by a defenseman...he started the season Oct. 3 vs. ARI by assuming the all-time franchise lead in GWG by a defenseman with his 14th game winner in a 2-1 victory...Fowler quickly followed up by becoming the first Anaheim defenseman to reach 1,000 career shots, Oct. 11 @ CBJ...he also earned his 300th career NHL point Feb. 7 @ TOR to become the first Ducks blueliner to reach the milestone.

## IN NET:

**John Gibson** wrapped up the season tied for the 10th-highest career SV% (.918) among all-time NHL goaltenders with at least 200 games played...Gibson also finished 2019-20 tied for fifth among active goaltenders.

## MILLER'S MOVES:

**Ryan Miller** earned his 386th career NHL win and surpassed Mike Vernon (385) for sole possession of 15th place on the NHL's all-time wins list in a 4-3 overtime win Mar. 4 @ COL...Mar. 6 vs. Toronto, Miller moved past Tom Barrasso (777) for sole possession of second place on the NHL's all-time games played list for U.S.-born goaltenders and on Feb. 17 in Calgary, Miller made 37 saves to surpass Gilles Meloche (21,138) for sole possession of 13th place on the NHL's all-time saves list.





# 2019-20 GAME-BY-GAME



#	Date	Team	W-L-OT	Record	GF-GA	Scorers	W Goal	PP	PK	SF-SA	W-L	Gltdr.	Attend.
1	10/03/2019	ARIZONA	W	01-00-00	2-1	38,4	4	0-1	1-1	29-33	36 / 35	17174+	
2	10/05/2019	SAN JOSE	W	02-00-00	3-1	44,15,14	15	0-2	4-4	33-36	36 / 30	15795	
3	10/08/2019	@ DETROIT	W	03-00-00	3-1	67,37,33	37	0-3	2-2	29-32	36 / 35	18209	
4	10/10/2019	@ PITTSBURGH	L	03-01-00	1-2	25	59	0-3	5-6	32-28	30 / 36	18414+	
5	10/11/2019	@ COLUMBUS	W	04-01-00	2-1	33,5,4	4	0-1	3-3	23-27	30 / 70	15368	
6	10/14/2019	@ BOSTON	L	04-02-00	2-4	67,14	88	0-4	1-3	32-23	41 / 36	17193	
7	10/16/2019	BUFFALO	W	05-02-00	5-2	14,67,15P,14,33	15	1-4	6-7	31-33	36 / 35	15193	
8	10/18/2019	CAROLINA	W	06-02-00	4-2	14,61,33,24,5	33	0-1	2-3	20-24	30 / 34	14755	
9	10/20/2019	CALGARY	L	06-03-00	1-2	33	11	0-3	0-0	30-29	39 / 36	15690	
10	10/22/2019	@ NASHVILLE	L	06-04-00	1-6	15	10	0-3	5-6	27-30	35 / 36	17424+	
11	10/24/2019	@ DALLAS	L	06-05-00	1-2	53P	34	1-2	2-2	30-29	30 / 36	17754	
12	10/26/2019	@ COLORADO	W	07-05-00	5-2	14,24,15P,53,33	15	1-3	4-6	27-37	30 / 39	18039+	
13	10/27/2019	@ VEGAS	L	07-06-00	2-5	15,14	10	0-1	2-4	15-49	29 / 36	18110+	
14	10/29/2019	WINNIPEG	W	08-06-00	7-4	4,15,14,61,38,24,24	38	0-1	2-2	28-40	36 / 37	15171	
15	11/01/2019	VANCOUVER	W*	09-06-00	2-1	33,5,15	15	0-4	5-5	29-40	36 / 25	15173	
16	11/03/2019	CHICAGO	O*	09-06-01	2-3	6,37P	88	1-4	4-5	38-37	40 / 30	15576	
17	11/05/2019	MINNESOTA	L	09-07-01	2-4	67,32	12	0-2	2-2	31-26	32 / 36	15526	
18	11/10/2019	EDMONTON	L	09-08-01	2-6	67,49	93	0-5	2-4	33-31	19 / 36	16463	
19	11/12/2019	DETROIT	O*	09-08-02	3-4	33,76,4	21	0-2	3-4	27-36	45 / 30	15046	
20	11/14/2019	SAN JOSE	L	09-09-02	3-5	67,33P,49	9	1-4	2-3	32-35	31 / 36	16007	
21	11/16/2019	@ ST. LOUIS	W	10-09-02	4-1	15,38,38,5,38	38	0-2	4-4	25-38	36 / 50	18096+	
22	11/18/2019	@ WASHINGTON	L	10-10-02	2-5	34P,20	18	1-4	0-1	34-31	70 / 36	18573+	
23	11/21/2019	@ FLORIDA	O*	10-10-03	4-5	49,37,67P,25	5	1-1	1-1	32-28	72 / 36	11316	
24	11/23/2019	@ TAMPA BAY	L	10-11-03	2-6	38,5,67	21	0-3	1-4	38-27	88 / 30	19092+	
25	11/25/2019	NY ISLANDERS	W	11-11-03	3-0	15,4,25	15	0-2	2-2	23-26	36 / 1	16269	
26	11/27/2019	@ ARIZONA	O**	11-11-04	3-4	2,34,61	18	0-3	1-2	34-28	35 / 36	14741	
27	11/29/2019	WINNIPEG	L	11-12-04	0-3	4	0-2	3-4	24-20	37 / 36	16301		
28	12/02/2019	LOS ANGELES	W	12-12-04	4-2	38,33P,24,38	24	1-1	2-2	20-36	30 / 36	15434	
29	12/06/2019	WASHINGTON	L	12-13-04	2-3	15,14	13	0-3	2-3	29-36	70 / 30	15945	
30	12/08/2019	@ WINNIPEG	L	12-14-04	2-3	33,29	55	0-2	3-4	33-33	37 / 36	15325+	
31	12/10/2019	@ MINNESOTA	W**	13-14-04	3-2	67,4P	67	1-3	5-5	33-24	36 / 31	17154	
32	12/12/2019	LOS ANGELES	L	13-15-04	1-2	38P	77	1-3	2-3	37-27	32 / 36	16008	
33	12/14/2019	NY RANGERS	W**	14-15-04	4-3	33P,6,47P	33	2-4	2-2	42-32	36 / 30	14707	
34	12/17/2019	@ PHILADELPHIA	L	14-16-04	1-4	67P	72	1-5	2-2	41-31	79 / 36	18449	
35	12/18/2019	@ NEW JERSEY	L	14-17-04	1-3	14	21	0-2	3-4	27-20	29 / 30	13936	
36	12/21/2019	@ NY ISLANDERS	W**	15-17-04	6-5	53P,39,5,14,33,4	33	1-4	1-3	28-33	36 / 40	13917+	
37	12/22/2019	@ NY RANGERS	L	15-18-04	1-5	34	21	0-4	5-5	20-41	30 / 30	17465	
38	12/27/2019	VEGAS	W	16-18-04	4-3	14P,4P,53,29	29	2-3	2-2	18-29	36 / 30	16601	
39	12/29/2019	PHILADELPHIA	O*	16-18-05	1-2	6	13	0-4	2-2	28-35	37 / 36	16238	
40	12/31/2019	@ VEGAS	L	16-19-05	2-5	5,33	19	0-2	1-1	28-43	29 / 36	18320+	
41	01/02/2020	@ ARIZONA	L	16-20-05	2-4	33,49	15	0-1	3-3	28-34	32 / 36	14651	
42	01/05/2020	NASHVILLE	W**	17-20-05	5-4	14,11P,14P	15	2-5	1-2	47-26	36 / 74	15858	
43	01/07/2020	COLUMBUS	L	17-21-05	3-4	15,25,25	8	0-2	2-3	40-27	90 / 30	16153	
44	01/09/2020	DALLAS	L	17-22-05	0-3	4	34	0-2	1-3	27-27	30 / 36	15419	
45	01/11/2020	@ CHICAGO	L	17-23-05	2-4	49,67	8	0-1	1-1	37-33	40 / 36	21548+	
46	01/13/2020	@ ST. LOUIS	L	17-24-05	1-4	53	21	0-2	0-1	21-34	34 / 36	18096+	
47	01/16/2020	@ NASHVILLE	W	18-24-05	4-2	42,14P,67,38,5	67	1-2	1-1	27-35	36 / 74	17388+	
48	01/17/2020	@ CAROLINA	W*	19-24-05	2-1	6,34	34	0-2	2-2	37-26	30 / 47	16913	
49	01/27/2020	@ SAN JOSE	L	19-25-05	2-4	25,5,37P	12	1-2	1-1	28-31	30 / 36	16571	
50	01/29/2020	ARIZONA	W	20-25-05	4-2	14,14,47,24,5	47	0-4	5-5	32-27	36 / 32	16730	
51	01/31/2020	TAMPA BAY	L	20-26-05	3-4	67,44,61	86	0-3	3-3	26-22	88 / 36	16032	
52	02/01/2020	@ LOS ANGELES	W	21-26-05	3-1	49,38,32	38	0-1	1-2	28-47	30 / 32	18230+	
53	02/04/2020	@ OTTAWA	W**	22-26-05	3-2	37,25	25	0-3	3-5	28-32	36 / 35	9238	
54	02/06/2020	@ MONTREAL	O*	22-26-06	2-3	33,38	26	0-2	4-5	37-27	31 / 36	20896	
55	02/07/2020	@ TORONTO	O*	22-26-07	4-5	20,49,5,14P,38	91	1-3	3-5	30-35	36 / 30	19077+	
56	02/09/2020	@ BUFFALO	W	23-26-07	3-2	33,15,37	37	0-1	1-2	28-33	30 / 34	16131	
57	02/13/2020	CALGARY	L	23-27-07	0-6	4	28	0-4	2-2	44-32	39 / 36	16212	
58	02/16/2020	@ VANCOUVER	W	24-27-07	5-1	14,38P,14P,34,2	38	2-2	2-3	28-38	36 / 35	18871+	
59	02/17/2020	@ CALGARY	L	24-28-07	4-6	14,33,20,29	23	0-2	4-4	30-43	39 / 30	19116	
60	02/19/2020	FLORIDA	L	24-29-07	1-4	49	21	0-1	1-1	36-32	72 / 36	15716	
61	02/21/2020	COLORADO	L	24-30-07	0-1	6	37	0-2	1-1	26-29	39 / 36	16742	
62	02/23/2020	VEGAS	O*	24-30-08	5-6	29,37,37,14,14	27	0-2	1-1	30-28	30 / 36	15171	
63	02/25/2020	EDMONTON	W*	25-30-08	4-3	22,20,14,22P	22	1-3	2-3	21-32	36 / 41	15431	
64	02/28/2020	PITTSBURGH	W	26-30-08	3-2	43,15P,2	2	1-6	4-5	21-30	36 / 30	16588	
65	03/01/2020	NEW JERSEY	L	26-31-08	0-3	4	37	0-2	1-3	34-34	35 / 36	16195	
66	03/03/2020	@ CHICAGO	L	26-32-08	2-6	43,24	17	0-3	2-2	39-40	50 / 36	21345+	
67	03/04/2020	@ COLORADO	W*	27-32-08	4-3	26,2,34,67	67	0-2	1-3	30-35	30 / 39	18033+	
68	03/06/2020	TORONTO	W	28-32-08	2-1	24,14	14	0-2	3-3	28-31	36 / 36	15984	
69	03/08/2020	MINNESOTA	O*	28-32-09	4-5	33,43,33,29	22	0-4	1-3	26-30	40 / 30	15948	
70	03/10/2020	OTTAWA	W	29-32-09	5-2	33P,20,20,20,67P	20	2-2	5-5	15-42	30 / 35	15044	
71	03/11/2020	ST. LOUIS	L	29-33-09	2-4	14,28	12	0-1	1-2	27-37	34 / 31	16195	

(\* = OVERTIME, \*\* = SHOOTOUT, + = SELLOUT)

# 2018-19 ANAHEIM DUCKS



**FRONT ROW (L-R):** John Gibson, Director of Player Personnel Rick Paterson, Senior Vice President of Hockey Operations David McNab, Executive Vice President/General Manager & Interim Head Coach Bob Murray, Owner Henry Samueli, Ryan Kesler, Ryan Getzlaf, Corey Perry, Owner Susan Samueli, Chief Executive Officer Michael Schulman, Executive Vice President/Chief Operating Officer Tim Ryan, Ryan Miller, Chad Johnson **SECOND ROW:** Vice President of Human Resources Gina Galasso, Chief Human Resources Officer Jay Scott, Chief Financial Officer Bill Foltz, Vice President/COO, Anaheim Arena Management Kevin Starkey, Assistant Coach Mark Morrison, Assistant Coach Rich Preston, Jakob Silfverberg, Josh Manson, Cam Fowler, Adam Henrique, Assistant Coach Marty Wilford, Goaltending Coach Sudarshan Maharaj, Vice President/Chief Marketing Officer Aaron Teets, Chief Commercial Officer Bill Pedigo, Vice President, The Rinks Art Trotter, Vice President & General Counsel Katie Rodin **THIRD ROW:** Director of Rehabilitation Kevin Taylor, Head Equipment Manager Chris Aldrich, Skating & Skills Development Coach Larry Barron, Video Coach Joe Piscotty, Daniel Sprong, Devin Shore, Carter Rowney, Hampus Lindholm, Rickard Rakell, Troy Terry, Ondrej Kase, Strength & Conditioning Coach Mark Fitzgerald, Assistant Strength & Conditioning Coach Chris Martin, Head Athletic Trainer Joe Huff, Assistant Athletic Trainer Mike Hannegan **FOURTH ROW:** Hockey Operations Manager David Schenker, Assistant Equipment Manager Matt Brayfield, Assistant Equipment Manager Jeff Tyni, Brendan Guhle, Max Jones, Nick Ritchie, Jaycob Megna, Korbinian Holzer, Derek Grant, Jacob Larsson, Massage Therapist Mike Griebel, Assistant Athletic Trainer Chad Walker.

## THE 2018-19 SEASON:

The Ducks finished the season with a 35-37-10 record for 80 points. Anaheim went 5-1-1 in its last seven games, earning points in six of those seven contests (11 pts.)...only Columbus (6-1-0) had a better record in its final seven games of 2018-19... Anaheim also went 11-5-1 for 23 points in its last 17 games, which ranked tied for third among NHL teams in points during that stretch...the Ducks scored 57 goals in those final 17 games (tied for fifth in the NHL) and went 11-for-43 on the PP (25.6%, fourth in NHL).

## YOUTHFUL IMPACT:

Young players made an impact at both the start and at the end of the season.

**Troy Terry** co-led NHL rookies in points (2-8-10) and assists from Mar. 5 until the night he was injured Mar. 29 at Calgary... Terry was named the NHL's Third Star of the Week for the period ending Mar. 10 after collecting 2-5-7 with a +5 rating in four games...Terry finished the week ranked third among NHL leaders in points, tied for third in assists, and tied for second in plus/minus.

**Sam Steel** led NHL rookies in goals (5-1-6) from the date of his Mar. 26 hat trick through the end of the regular season (see hat trick note below).

**Max Comtois** became the first Ducks player to score in his first two career NHL games from the start of a season and also became the second rookie in franchise history to record at least one point in each of his first three career NHL games...Comtois' goal 49 seconds into the season-opening game Oct. 3 at San Jose was the fastest to start an NHL career since 1989, when Buffalo's Alexander Mogilny scored 20 seconds into the first period Oct. 5, 1989 vs. Quebec...Comtois' goal, four seconds into his first shift, was the sixth-fastest goal to open an NHL career in NHL modern-era history (since 1943-44).

Six rookies made their NHL debuts with Anaheim in 2018-19, including **Sam Steel**, **Max Comtois**, **Max Jones**, **Josh Mahura**, **Isac Lundestrom** and **Kiefer Sherwood**.

## ON THE BLUELINE:

During the 2018-19 NHL season, the Ducks led the NHL in

games played by drafted defensemen (418)...Anaheim also ranked second in most rookies (16), games played by rookies (325) and games played by defensemen aged 27-or-younger (449).

## SIGNED & DELIVERED:

**Jakob Silfverberg** averaged over a point-per-game after he signed his five-year contract extension Mar. 2...in his final 17 games, Silfverberg recorded 8-11-19 points with a +10 rating to help the Ducks to a 11-5-1 record...Silfverberg finished the season leading the Ducks with a career-high 24 goals and ranked tied for second in points (24-19-43)...on Mar. 12 vs. Nashville, Silfverberg scored his 103rd career goal as a Duck to surpass Andrew Coglian (102) for sole possession of eighth on the all-time franchise goals list.

## NET PRESENCE:

**John Gibson** went 26-22-8 with two shutouts, a 2.84 GAA and .917 SV% in 58 games...Gibson led the NHL in shorthanded saves (285), ranked sixth in saves (1,685) and shots against (1,838), and 10th in appearances...Gibson, who was also tied for fourth among goaltenders in March wins (8-3-0), tied for ninth in most appearances with two goals-or-less allowed (29) during the 2018-19 campaign...Gibson collected his 100th career NHL win in Anaheim's 4-3 victory over Vancouver Nov. 21 to become the fourth Ducks goaltender to reach the milestone, joining Jean-Sebastien Giguere (206), Guy Hebert (173) and Jonas Hiller (162)...Gibson also became the fastest to 100 wins with Anaheim in 196 games, besting Hiller (214 games), Giguere (248) and Hebert (254).

## RECORD-SETTING PERFORMANCE:

**Ryan Miller** surpassed John Vanbiesbrouck (374) for the all-time lead among U.S.-born goaltenders in wins (375) Feb. 17 vs. Washington...Vanbiesbrouck had been the all-time leader since Jan. 6, 2000, when he passed Tom Barrasso with his 349th career win...both goalies remained active yet Vanbiesbrouck did not relinquish the lead until Miller tied him Dec. 2, 2018...Miller concluded the 2018-19 season ranked 16th on the all-time wins list for NHL goaltenders...on Feb. 19 at Minnesota, Miller stopped all 31 shots to post his 44th career shutout, second among U.S.-born goaltenders all-time...that night Miller also became the fourth goaltender since 2013-14 to record a shutout at the age of 38 or older.

# 2018-19 GAME-BY-GAME



#	Date	Team	W-L-OT	Record	GF-GA	Scorers	W Goal	PP	PK	SF-SA	W-L Gldr.	Attend.
1	10/03/2018	@ SAN JOSE	W	01-00-00	5-2	53,67P,26,14P,24	26	2-3	3-3	15-33	36 / 31	17562+
2	10/06/2018	@ ARIZONA	W	02-00-00	1-0	53	53	0-2	4-4	20-41	36 / 32	17125+
3	10/08/2018	DETROIT	W**	03-00-00	3-2	4733	61	0-3	2-2	27-21	36 / 35	17436+
4	10/10/2018	ARIZONA	O**	03-00-01	2-3	1746	25	0-3	2-3	25-39	32 / 36	17015
5	10/13/2018	@ DALLAS	L	03-01-01	3-5	3364,14P	3	1-2	1-3	25-51	35 / 36	18532+
6	10/14/2018	@ ST. LOUIS	W	04-01-01	3-2	3346,7P	7	1-2	2-3	31-31	30 / 31	16562
7	10/17/2018	NY ISLANDERS	W	05-01-01	4-1	17P,17,14,47	17	1-3	4-4	25-35	36 / 1	16909
8	10/20/2018	@ VEGAS	L	05-02-01	1-3	46	75	0-2	4-5	18-45	29 / 36	18375+
9	10/21/2018	BUFFALO	L	05-03-01	2-4	34,64	55	0-2	2-4	28-45	40 / 30	17174+
10	10/23/2018	@ CHICAGO	L	05-04-01	1-3	67	88	0-4	3-4	25-38	50 / 36	20900+
11	10/25/2018	@ DALLAS	L	05-05-01	2-5	15,15	4	0-3	3-3	25-41	30 / 36	17134
12	10/28/2018	SAN JOSE	O*	05-05-02	3-4	42,20,20	28	0-1	2-2	30-49	31 / 36	17099
13	10/30/2018	PHILADELPHIA	L	05-06-02	2-3	20,20P	19	1-3	3-4	25-36	37 / 30	16450
14	11/01/2018	NY RANGERS	O**	05-06-03	2-3	33P,67	36	1-3	2-3	30-24	40 / 36	16101
15	11/04/2018	COLUMBUS	W*	06-06-03	3-2	4,4,4	4	0-5	6-6	30-26	36 / 70	16727
16	11/06/2018	@ LOS ANGELES	L	06-07-03	1-4	17	13	0-4	0-1	31-27	36 / 36	18230+
17	11/07/2018	CALGARY	W	07-07-03	3-2	33,14,15	15	0-3	2-3	24-39	30 / 41	16461
18	11/09/2018	MINNESOTA	L	07-08-03	1-5	20P	16	1-2	4-4	21-43	32 / 36	16464
19	11/12/2018	NASHVILLE	W**	08-08-03	2-1	15	67	0-2	7-7	30-35	36 / 35	16629
20	11/14/2018	@ VEGAS	L	08-09-03	0-5		89	0-4	5-6	29-25	29 / 36	18111+
21	11/16/2018	TORONTO	O*	08-09-04	1-2	20	44	0-1	2-2	39-35	40 / 36	16666
22	11/18/2018	COLORADO	O*	08-09-05	3-4	26,15P,25	96	1-3	0-2	33-42	31 / 30	16502
23	11/21/2018	VANCOUVER	W	09-09-05	4-3	15,25P,14,83	83	1-4	1-2	37-28	36 / 25	16091
24	11/23/2018	EDMONTON	W*	10-09-05	2-1	37,67	67	0-2	1-2	25-28	36 / 19	16497
25	11/25/2018	@ NASHVILLE	L	10-10-05	2-5	14P,25	51	1-5	3-5	19-33	35 / 36	17167+
26	11/27/2018	@ TAMPA BAY	W	11-10-05	3-1	42,37P,24	37	1-3	4-4	22-35	30 / 70	19092+
27	11/28/2018	@ FLORIDA	W	12-10-05	3-2	42,37,37	37	0-2	2-3	25-44	36 / 34	9078
28	11/30/2018	@ CAROLINA	W*	13-10-05	2-1	20,15	15	0-3	6-6	29-34	36 / 35	13987
29	12/02/2018	@ WASHINGTON	W	14-10-05	6-5	15,7,67,20P,47P,20	20	2-3	4-5	25-32	30 / 70	18506+
30	12/05/2018	CHICAGO	W	15-10-05	4-2	26,11,25,33	25	0-1	3-3	32-27	36 / 50	15696
31	12/07/2018	CAROLINA	L	15-11-05	1-4	335	22	0-5	4-4	19-36	34 / 36	15573
32	12/09/2018	NEW JERSEY	W**	16-11-05	6-5	33,64,26,20,25	11	0-1	2-3	37-35	36 / 35	16470
33	12/12/2018	DALLAS	W	17-11-05	6-3	25,25,25,26,33,47	26	0-1	1-3	36-29	36 / 30	16810
34	12/15/2018	@ COLUMBUS	W*	18-11-05	2-1	11,11	11	0-1	3-3	22-37	36 / 72	16171
35	12/17/2018	@ PITTSBURGH	W	19-11-05	4-2	14P,64,25,15	25	1-2	3-4	36-30	36 / 1	18575+
36	12/18/2018	@ NY RANGERS	L	19-12-05	1-3	20	13	0-5	3-3	15-24	40 / 1	17590
37	12/20/2018	@ BOSTON	L	19-13-05	1-3	76	47	0-4	2-4	25-31	41 / 36	17565+
38	12/22/2018	@ BUFFALO	L	19-14-05	0-3		26	0-3	3-4	40-33	35 / 36	19070+
39	12/27/2018	@ SAN JOSE	L	19-15-05	2-4	33P,64	88	1-4	3-3	27-39	31 / 1	17562+
40	12/29/2018	ARIZONA	O*	19-15-06	4-5	25,11P,14,25	8	1-5	2-3	41-30	31 / 36	17174+
41	12/31/2018	TAMPA BAY	O*	19-15-07	1-2	37	21	0-1	3-3	36-36	88 / 36	17340+
42	01/04/2019	VEGAS	L	19-16-07	2-3	11P,24	67	1-3	3-3	27-42	29 / 36	17222+
43	01/06/2019	EDMONTON	L	19-17-07	0-4		97	0-3	1-1	39-24	33 / 36	17317+
44	01/09/2019	OTTAWA	O*	19-17-08	1-2	33	36	0-3	0-0	33-30	31 / 36	17174+
45	01/11/2019	PITTSBURGH	L	19-18-08	4-7	37,15,11,335	81	0-2	2-3	25-36	30 / 36	17473+
46	01/13/2019	@ WINNIPEG	O*	19-18-09	3-4	23,67,7	18	0-2	2-3	31-34	37 / 36	15321+
47	01/15/2019	@ DETROIT	L	19-19-09	1-3	67P	14	1-2	0-0	24-25	35 / 36	19515+
48	01/17/2019	@ MINNESOTA	W	20-19-09	3-0	14,67,23	14	0-4	4-4	23-37	36 / 32	18907+
49	01/19/2019	@ NEW JERSEY	W	21-19-09	3-2	11,61P,38	38	1-2	4-4	14-31	36 / 29	15231
50	01/20/2019	@ NY ISLANDERS	L	21-20-09	0-3		15	0-1	2-3	19-28	40 / 1	13917+
51	01/23/2019	ST. LOUIS	L	21-21-09	1-5	11	12	0-1	0-0	13-32	50 / 36	16795
52	02/02/2019	@ WINNIPEG	L	21-22-09	3-9	37,11,29	18	0-1	1-4	29-31	37 / 36	15321+
53	02/04/2019	@ TORONTO	L	21-23-09	1-6	67	18	0-1	2-3	25-44	31 / 36	18858+
54	02/05/2019	@ MONTREAL	L	21-24-09	1-4	15	15	0-1	3-3	25-32	31 / 1	20680
55	02/07/2019	@ OTTAWA	L	21-25-09	0-4		7	0-3	1-1	45-35	31 / 36	12617
56	02/09/2019	@ PHILADELPHIA	L	21-26-09	2-6	14P,37P	12	2-4	4-5	32-40	79 / 1	19072
57	02/13/2019	VANCOUVER	W	22-26-09	1-0	33	33	0-3	4-4	22-35	40 / 25	17174+
58	02/15/2019	BOSTON	L	22-27-09	0-3		55	0-3	3-4	30-29	41 / 40	17174+
59	02/17/2019	WASHINGTON	W	23-27-09	5-2	14,33,14P,10P,33	14	2-4	3-3	39-25	30 / 70	17495+
60	02/19/2019	@ MINNESOTA	W	24-27-09	4-0	33P,10,17,47	33	1-3	3-3	24-31	30 / 40	18533+
61	02/22/2019	@ CALGARY	L	24-28-09	1-2	38	88	0-2	1-1	26-28	41 / 30	18960
62	02/23/2019	@ EDMONTON	L	24-29-09	1-2	24	89	0-1	1-1	34-21	19 / 40	18347+
63	02/25/2019	@ VANCOUVER	L	24-30-09	0-4		77	0-2	1-2	29-29	25 / 40	18542
64	02/27/2019	CHICAGO	L	24-31-09	3-4	29S,24,61	88	0-1	3-4	32-35	50 / 30	16689
65	03/01/2019	VEGAS	L	24-32-09	0-3		71	0-2	1-2	34-34	29 / 36	16456
66	03/03/2019	COLORADO	W	25-32-09	2-1	33,4P	4	1-3	3-4	23-26	36 / 31	16690
67	03/05/2019	@ ARIZONA	W	26-32-09	3-1	33,14P,61P	14	2-5	5-5	31-23	30 / 35	11305
68	03/06/2019	ST. LOUIS	L	26-33-09	4-5	37,67P,43,14	27	1-4	2-5	27-33	50 / 36	16854
69	03/08/2019	MONTREAL	W	27-33-09	8-2	11,14,29P,61,10,67,14,49	29	1-4	5-6	29-37	36 / 31	16580
70	03/10/2019	LOS ANGELES	L	27-34-09	2-3	11,33	38	0-1	3-3	20-25	32 / 30	17174+
71	03/12/2019	NASHVILLE	W	28-34-09	3-2	15,33,11	11	0-1	3-5	18-34	36 / 35	16811
72	03/14/2019	@ ARIZONA	L	28-35-09	1-6	33	55	0-4	3-5	37-24	35 / 30	14202
73	03/15/2019	@ COLORADO	W	29-35-09	5-3	10,15,11,10P,47	10	1-2	2-3	37-44	36 / 1	18025+
74	03/17/2019	FLORIDA	W	30-35-09	3-2	29P,14,33	33	1-2	1-1	22-39	36 / 33	16523
75	03/20/2019	WINNIPEG	L	30-36-09	0-3		55	0-5	4-5	29-23	37 / 36	16846
76	03/22/2019	SAN JOSE	W*	31-36-09	4-3	67,14P,67P,33	33	2-3	4-5	21-26	36 / 30	17174+
77	03/23/2019	@ LOS ANGELES	O**	31-36-10	3-4	4,67P,24S	11	1-2	2-3	20-30	32 / 30	18230+
78	03/26/2019	@ VANCOUVER	W	32-36-10	5-4	34,34,34,67P,64	64	1-2	1-1	24-32	36 / 25	17633
79	03/29/2019	@ CALGARY	L	32-37-10	1-6	45	23	0-1	2-3	22-37	41 / 30	19030
80	03/30/2019	@ EDMONTON	W	33-37-10	5-1	10,67,67,67,29	67	0-1	1-1	38-31	36 / 19	18347+
81	04/03/2019	CALGARY	W	34-37-10	3-1	34,49,15	49	0-2	5-5	32-26	30 / 33	17174+
82	04/05/2019	LOS ANGELES	W	35-37-10	5-2	24,5,11,34S,33	11	0-1	5-5	33-46	36 / 36	17306+

(\* = OVERTIME, \*\* = SHOOTOUT, + = SELLOUT)

# 2017-18 ANAHEIM DUCKS



**FRONT ROW (L-R):** John Gibson, Director of Player Personnel Rick Paterson, Senior Vice President of Hockey Operations David McNab, Executive Vice President/General Manager Bob Murray, Owner Henry Samueli, Ryan Kesler, Ryan Getzlaf, Corey Perry, Owner Susan Samueli, Chief Executive Officer Michael Schulman, Executive Vice President/Chief Operating Officer Tim Ryan, Head Coach Randy Carlyle, Ryan Miller **SECOND ROW:** Chief Human Resources Officer Jay Scott, Chief Financial Officer Bill Foltz, Vice President/COO, Anaheim Arena Management Kevin Starkey, Goaltending Coach Sudarshan Maharaj, Assistant Coach Mark Morrison, Assistant Coach Rich Preston, Francois Beauchemin, Kevin Bieksa, Cam Fowler, Andrew Coglian, Assistant Coach Trent Yawney, Assistant Coach Steve Konowalchuk, Vice President/Chief Marketing Officer Aaron Teats, Vice President/Chief Commercial Officer Bill Pedigo, Vice President, The Rinks Art Trotter, Vice President of Human Resources Gina Galasso **THIRD ROW:** Hockey Operations Manager Chase Flanigan, Assistant Equipment Manager Chris Aldrich, Equipment Manager Doug Shearer, Video Coach Joe Piscotty, Antoine Vermette, Jakob Silfverberg, Josh Manson, Hampus Lindholm, Rickard Rakell, Adam Henrique, Patrick Eaves, Strength & Conditioning Coach Mark Fitzgerald, Assistant Strength and Conditioning Coach Chris Martin, Head Athletic Trainer Joe Huff, Assistant Athletic Trainer Mike Hannegan **FOURTH ROW:** Assistant Equipment Manager Matt Brayfield, Assistant Equipment Manager Jeff Tyni, Physical Therapist Kevin Taylor, J.T. Brown, Brandon Montour, Nick Ritchie, Derek Grant, Marcus Pettersson, Jason Chimera, Chris Kelly, Ondrej Kase, Massage Therapist Mike Griebel, Skating Consultant Larry Barron.

## POSTSEASON NOTES IN PLAYOFF SECTION

### THE 2017-18 SEASON:

The Anaheim Ducks completed the regular season 44-25-13 for 101 points, finishing second in the Pacific Division, tied for fourth in the Western Conference and tied for eighth in the NHL (MIN)...with 101 points, Anaheim became the only NHL team to post 100+ points in each season from 2013-18.

### THE FINISH:

The Ducks finished the regular season as one of the NHL's top teams, winning their last five regular-season games (tying with WPG for the longest active streak to end the season) and their last seven home games (second longest to WPG, 9)...the Ducks also went 10-1-1 with a .875 points percentage (second in the NHL to WPG) in their final 12 games...Anaheim also went 17-5-2 over the last 24 games (fourth in NHL) and 25-10-4 after the bye week (Jan. 13, tied for fourth in NHL)...over the last 47 regular-season games, the Ducks went 30-12-5 (also tied for fourth in NHL).

### ON DEFENSE:

The Ducks finished the season allowing only 209 goals, third-best in the NHL...Anaheim was the NHL's top defensive team after the All-Star break, allowing only 73 goals in 32 games (league-leading 2.28 GAA), eight fewer than anyone else in the NHL (LA, 81 goals)...the Ducks got even stingier down the stretch, allowing only 49 goals in the last 24 games (leading-league

2.04 GAA), 12 fewer than anyone else in the NHL (ARI, 61).

### CLINCHED:

The Ducks clinched their sixth consecutive trip to the Stanley Cup Playoffs Apr. 4, equaling the second-longest streak in the NHL...only Pittsburgh had a longer streak with 12 (Minnesota also has six consecutive)...the Ducks entered 2018 playoffs with the most postseason wins in the Western Conference since 2014 (31-22) and rank tied for second in the NHL (Pittsburgh 40, New York Rangers 31).

### RECORD-SETTING SEASON:

The Ducks established a franchise record with a .923 SV%, which co-led all NHL teams (NSH)...the previous team record for SV% in a single season was .921, set during the 1998-99 campaign...both Ryan Miller (.928) and John Gibson (.926) surpassed the individual single-season franchise record for SV% (.924, Jonas Hiller in 2010-11, Gibson in 2016-17)...Miller ranked fifth among NHL goaltenders in SV%, while Gibson ranked eighth in SV%, 10th in wins (31) and tied for ninth in shutouts (4)...from the All-Star break through the end of the regular season, Gibson led league netminders in GAA (1.95; min. 20 games) and SV% (.937; min. 20 games) to go along with a 14-4-2 record...Gibson concluded the regular season with a 21-7-3 record in his last 31 decisions.




# 2017-18 GAME-BY-GAME



#	Date	Team	W-L-OT	Record	GF-GA	Scorers	W	Goal	PP	PK	SF-SA	W-L	Gltdr.	Attend.
1	10/05/2017	ARIZONA	W	01-00-00	5-4	10,10,25,767	67	0-4	2-4	41-30	36 / 35	17174+		
2	10/07/2017	PHILADELPHIA	O*	01-00-01	2-3	50,45	17	0-2	5-5	23-37	37 / 36	16032		
3	10/09/2017	CALGARY	L	01-01-01	0-2		23	0-5	3-4	43-29	41 / 36	15485		
4	10/11/2017	NY ISLANDERS	W	02-01-01	3-2	7,67,18	18	0-4	5-5	30-41	36 / 41	14553		
5	10/13/2017	@ COLORADO	L	02-02-01	1-3	265	4	0-2	6-8	18-39	45 / 1	15393		
6	10/15/2017	BUFFALO	L	02-03-01	1-3	215	23	0-4	3-3	26-31	31 / 36	15821		
7	10/20/2017	MONTREAL	W	03-03-01	6-2	22,38P,50,26,38,21	50	1-4	5-6	45-51	36 / 31	17174+		
8	10/24/2017	@ PHILADELPHIA	W	04-03-01	6-2	25,26,37P,67,15,25	37	1-3	6-6	25-33	36 / 37	18895		
9	10/26/2017	@ FLORIDA	L	04-04-01	3-8	83,748	21	0-3	2-3	34-22	34 / 36	10545		
10	10/28/2017	@ TAMPA BAY	W	05-04-01	4-1	67P,26P,47,67	26	2-2	4-4	21-32	36 / 31	19092+		
11	10/29/2017	@ CAROLINA	W**	06-04-01	4-3	25,38,33	10	0-0	2-3	25-37	30 / 33	10108		
12	11/01/2017	TORONTO	L	06-05-01	1-3	25	12	0-4	2-2	29-29	31 / 36	15628		
13	11/03/2017	NASHVILLE	L	06-06-01	3-5	50,47P,33	33	1-4	3-4	38-30	35 / 36	16523		
14	11/04/2017	@ SAN JOSE	O**	06-06-02	1-2	10	27	0-1	3-3	26-45	31 / 30	17562+		
15	11/07/2017	LOS ANGELES	O*	06-06-03	3-4	40,45,67	21	0-5	6-7	36-43	32 / 30	16637		
16	11/09/2017	VANCOUVER	W	07-06-03	4-1	47P,26P,33P,33	26	3-6	5-5	35-20	30 / 25	16038		
17	11/12/2017	TAMPA BAY	L	07-07-03	1-2	33	23	0-1	1-2	29-37	88 / 36	15707		
18	11/15/2017	BOSTON	W	08-07-03	4-2	63,42,37,38	37	0-0	2-2	27-42	36 / 40	15089		
19	11/19/2017	FLORIDA	W	09-07-03	3-2	42,67P,26P	26	2-4	5-6	28-52	36 / 1	17174+		
20	11/20/2017	@ SAN JOSE	W**	10-07-03	3-2	10,67	50	0-2	2-3	30-42	1 / 31	17257		
21	11/22/2017	VEGAS	L	10-08-03	2-4	42,38P	18	1-4	2-3	19-49	33 / 36	17174+		
22	11/24/2017	WINNIPEG	L	10-09-03	1-4	23	27	0-2	1-3	31-36	37 / 36	16035		
23	11/25/2017	@ LOS ANGELES	O**	10-09-04	1-2	37	22	0-2	4-4	26-34	32 / 30	18230+		
24	11/27/2017	@ CHICAGO	L	10-10-04	3-7	33,21,21P	15	1-2	1-3	29-35	50 / 36	21619+		
25	11/29/2017	@ ST. LOUIS	W	11-10-04	3-2	50,63P,50P	50	2-6	4-4	30-39	36 / 34	16760		
26	12/01/2017	@ COLUMBUS	L	11-11-04	2-4	4,63	77	0-4	6-7	27-31	70 / 36	16206		
27	12/02/2017	@ NASHVILLE	O**	11-11-05	2-3	10P,4	22	1-2	2-4	35-35	35 / 30	17113+		
28	12/05/2017	@ VEGAS	O**	11-11-06	3-4	23,50P,10	89	1-3	4-4	29-43	30 / 36	17608+		
29	12/06/2017	OTTAWA	W	12-11-06	3-0	14,25,14	14	0-2	3-3	22-29	30 / 41	15890		
30	12/08/2017	MINNESOTA	O*	12-11-07	2-3	63,14	24	0-3	2-2	28-31	40 / 36	16471		
31	12/11/2017	CAROLINA	W	13-11-07	3-2	38,33,48	48	0-2	3-3	23-30	36 / 33	16198		
32	12/14/2017	@ ST. LOUIS	W	14-11-07	3-1	76,363	63	0-1	4-4	18-30	36 / 34	17822		
33	12/16/2017	@ WASHINGTON	O*	14-11-08	2-3	38,33P	8	1-1	0-0	30-27	70 / 36	18506+		
34	12/18/2017	@ NEW JERSEY	L	14-12-08	3-5	15,33,14	23	0-2	1-2	24-34	35 / 30	16514+		
35	12/19/2017	@ NY RANGERS	L	14-13-08	1-4	25	13	0-2	2-2	40-32	30 / 36	18006+		
36	12/21/2017	@ NY ISLANDERS	W*	15-13-08	5-4	47,25,47,67,47	47	0-2	1-3	40-26	30 / 41	10092		
37	12/23/2017	@ PITTSBURGH	W	16-13-08	4-0	25,67,75,4P	25	1-2	2-2	23-29	36 / 30	18622+		
38	12/27/2017	VEGAS	L	16-14-08	1-4	67	21	0-2	2-2	28-28	30 / 36	17444+		
39	12/29/2017	CALGARY	W	17-14-08	2-1	4,67P	67	1-6	3-3	41-23	36 / 41	17174+		
40	12/31/2017	ARIZONA	W	18-14-08	5-2	67,67,4,33,50	4	0-1	2-4	26-25	36 / 32	17174+		
41	01/02/2018	@ VANCOUVER	W	19-14-08	5-0	14,67,15,50,38	14	0-2	4-4	27-31	30 / 31	18865+		
42	01/04/2018	@ EDMONTON	O**	19-14-09	1-2	17P	93	1-2	5-5	34-34	33 / 36	18347		
43	01/06/2018	@ CALGARY	L	19-15-09	2-3	33,51	27	0-3	4-4	29-31	41 / 36	19258		
44	01/13/2018	@ LOS ANGELES	W	20-15-09	4-2	25,17P,25,10	25	1-2	2-2	22-25	36 / 32	18443+		
45	01/15/2018	@ COLORADO	L	20-16-09	1-3	21	29	0-2	5-6	34-29	45 / 30	16090		
46	01/17/2018	PITTSBURGH	W	21-16-09	5-3	67,14,21,5,25,47	25	0-2	2-4	33-33	36 / 35	17291+		
47	01/19/2018	LOS ANGELES	W	22-16-09	2-1	14,17	17	0-2	1-1	31-24	36 / 32	17258+		
48	01/21/2018	SAN JOSE	L	22-17-09	2-6	67P,15	89	1-3	3-5	35-26	30 / 36	17347+		
49	01/23/2018	NY RANGERS	W	23-17-09	6-3	71,10P,7,14,5,67P,15	14	2-6	2-3	31-44	36 / 31	16763		
50	01/25/2018	WINNIPEG	W**	24-17-09	4-3	14,37,17	14	0-4	2-2	39-27	30 / 37	17174+		
51	01/30/2018	@ BOSTON	W	25-17-09	3-1	33,14P,14	14	1-2	4-4	27-31	36 / 35	17565+		
52	02/01/2018	@ OTTAWA	O*	25-17-10	1-2	17	65	0-2	2-4	31-32	1 / 30	13759		
53	02/03/2018	@ MONTREAL	L	25-18-10	2-5	10P,67	21	1-4	4-7	45-29	37 / 30	21302+		
54	02/05/2018	@ TORONTO	L	25-19-10	4-7	15,67,25P,67	29	1-3	2-3	44-40	35 / 30	19055+		
55	02/06/2018	@ BUFFALO	W*	26-19-10	4-3	67P,25,10,14	14	1-3	1-2	33-33	30 / 40	16788		
56	02/09/2018	EDMONTON	W	27-19-10	3-2	47,10,17	17	0-2	3-3	34-32	36 / 33	17174+		
57	02/11/2018	SAN JOSE	O**	27-19-11	2-3	25,4	8	0-2	1-1	27-39	31 / 36	17435+		
58	02/13/2018	@ DETROIT	L	27-20-11	1-2	14	51	0-4	2-2	32-16	35 / 36	19515+		
59	02/15/2018	@ CHICAGO	W	28-20-11	3-2	37,25,14	14	0-2	4-5	32-44	36 / 31	21415+		
60	02/17/2018	@ MINNESOTA	W**	29-20-11	3-2	10P,25	37	1-3	3-3	31-38	36 / 40	19192+		
61	02/19/2018	@ VEGAS	W	30-20-11	2-0	33,42	33	0-0	2-2	20-33	36 / 29	18267+		
62	02/21/2018	DALLAS	W	31-20-11	2-0	47P,155	47	1-3	4-4	17-41	30 / 30	16609		
63	02/24/2018	@ ARIZONA	L	31-21-11	0-2		55	0-2	4-4	26-38	32 / 30	11959		
64	02/25/2018	EDMONTON	O**	31-21-12	5-6	67,14P,15,67,67	97	1-3	2-2	46-42	35 / 30	17174+		
65	03/02/2018	COLUMBUS	W	32-21-12	4-2	67,75,42,4	42	0-2	4-4	35-36	36 / 72	16447		
66	03/04/2018	CHICAGO	W	33-21-12	6-3	67P,10,65,33,33,10	33	1-2	2-2	31-40	36 / 31	16989		
67	03/06/2018	WASHINGTON	W	34-21-12	4-0	14P,47,67,37	14	1-1	3-3	18-36	36 / 70	15910		
68	03/08/2018	@ NASHVILLE	L	34-22-12	2-4	67,67	51	0-2	1-1	33-28	35 / 36	17475+		
69	03/09/2018	@ DALLAS	L	34-23-12	1-2	15	14	0-3	0-2	27-37	32 / 30	18532+		
70	03/12/2018	ST. LOUIS	L	34-24-12	2-4	10,38	71	0-1	1-1	22-23	34 / 36	16312		
71	03/14/2018	VANCOUVER	W	35-24-12	3-0	26,20,26P	26	1-6	2-2	37-32	36 / 25	16561		
72	03/16/2018	DETROIT	W	36-24-12	4-2	37,38,10,17	10	0-2	5-5	36-30	36 / 35	17243+		
73	03/18/2018	NEW JERSEY	W	37-24-12	4-2	15,33,26P,67	26	1-2	3-4	36-17	36 / 1	16401		
74	03/21/2018	@ CALGARY	W	38-24-12	4-0	75,25,47,23	7	0-1	2-2	16-29	36 / 41	19059		
75	03/23/2018	@ WINNIPEG	O*	38-24-13	2-3	38P,37	81	1-2	2-2	18-42	37 / 36	15321+		
76	03/25/2018	@ EDMONTON	W*	39-24-13	5-4	42,14,10,14,47	47	0-2	3-4	38-32	36 / 33	18347		
77	03/27/2018	@ VANCOUVER	L	39-25-13	1-4	7	55	0-2	1-1	24-30	25 / 36	18405		
78	03/30/2018	LOS ANGELES	W*	40-25-13	2-1	37,67	67	0-1	0-0	33-29	36 / 32	17473+		
79	04/01/2018	COLORADO	W*	41-25-13	4-3	71,17,25	25	0-2	3-4	42-31	30 / 45	17054		
80	04/04/2018	MINNESOTA	W	42-25-13	3-1	37,25,7	25	0-3	2-3	30-27	30 / 40	17495+		
81	04/06/2018	DALLAS	W	43-25-13	5-3	33,67P,38,42,7	42	1-4	1-1	33-26	30 / 35	17355+		
82	04/07/2018	@ ARIZONA	W	44-25-13	3-0	14P,67,47	14	1-2	4-4	27-31	30 / 32	17382+		

(\* = OVERTIME, \*\* = SHOOTOUT, + = SELLOUT)

# 2016-17 ANAHEIM DUCKS



**Front Row (L-R):** John Gibson, Executive Vice President/COO Tim Ryan, Director of Player Personnel Rick Paterson, Senior Vice President of Hockey Operations David McNab, Executive Vice President/General Manager Bob Murray, Owner Henry Samueli, Ryan Kesler, Ryan Getzlaf, Corey Perry, Owner Susan Samueli, CEO Michael Schulman, Head Coach Randy Carlyle, Assistant to the General Manager Dave Baseggio, Jonathan Bernier and Jhonas Enroth. **Second Row:** Chief Human Resources Officer Jay Scott, Chief Financial Officer Bill Foltz, Vice President/COO Anaheim Arena Management Kevin Starkey, Goaltending Consultant Sudarshan Maharaj, Assistant Coach Rich Preston, Director of Player Development Todd Marchant, Sami Vatanen, Kevin Bieksa, Cam Fowler, Andrew Cogliano, Assistant Coach Trent Yawney, Assistant Coach Paul MacLean, Vice President/CMO Aaron Teets, Vice President of Information Technology Chris Johnston, Vice President/Chief Commercial Officer - Bill Pedigo, Vice President - The Rinks Art Trottier and Vice President of Human Resources Gina Galasso. **Third Row:** Assistant Equipment Manager Chris Aldrich, Equipment Manager Doug Shearer, Video Coordinator Joe Piscotty, Antoine Vermette, Jakob Silfverberg, Josh Manson, Hampus Lindholm, Rickard Rakell, Nate Thompson, Patrick Eaves, Strength and Conditioning Coach Mark Fitzgerald, Head Athletic Trainer Joe Huff and Assistant Athletic Trainer Mike Hannegan and Skating Consultant Larry Barron. **Back Row:** Equipment Assistant Jeff Tyni, Physical Therapist Kevin Taylor, Brandon Montour, Chris Wagner, Nick Ritchie, Korbinian Holzer, Clayton Stoner, Jared Boll, Logan Shaw, Ondrej Kase, Massage Therapist James Partida and Assistant Massage Therapist Raul Dorantes.

## POSTSEASON NOTES IN PLAYOFF SECTION

### THE 2016-17 SEASON:

The Anaheim Ducks clinched the 2016-17 Pacific Division for the fifth straight season with a 46-23-13 record and 105 points...the Ducks were the seventh different team in NHL history to win five consecutive division titles, joining the Colorado/Quebec franchise (9 straight from 1995-03), Montreal (8 from 1975-82), Detroit (8 from 2001-09), Edmonton (6 from 1982-87), Dallas (5 from 1997-01) and Vancouver (5 from 2009-13)...Anaheim was also the only team to win the Pacific Division five consecutive years since its creation in 1993-94...the Ducks won the division after falling nine points back of first place on three separate occasions, most recently being nine points behind San Jose on March 15 (91 San Jose points to 82 Anaheim points)...the Ducks eclipsed 100 points for the fourth consecutive season, joining the Chicago Blackhawks as the only teams to accomplish the feat.

### DOWN THE STRETCH:

The Ducks went 29-11-7 for 65 points after the Holiday Break (games resumed Dec. 27), the second-best record in the NHL (WSH had 74 points)...the Ducks also allowed only 99 goals over that stretch, 12 fewer than anyone else in the NHL (WSH, 111 allowed)...the Ducks' penalty killing also led the NHL at 88.1% over that stretch...Anaheim also went 14-2-3 for 31 points from the end of its bye week on Mar. 3 through the remainder of the schedule, ranking second the NHL in points and wins (STL, 15 wins and 32 points).

### STRONG FINISH:

Anaheim became the fifth team in league history to conclude the regular season on a 14-game (11-0-3) point streak...the Ducks were the first team to accomplish the feat since Pittsburgh finished the 1992-93 season

with points in 18 straight games...the other three teams included Montreal (21-game point streak in 1979-80), Philadelphia (14 in 1974-75) and Buffalo (14 in 1979-80)...the 11-0-3 run was the third-longest standings point streak in club history and tied for the second longest in the NHL this season (Columbus 16, Washington also had 14).

### AT HONDA CENTER:

Anaheim's 29-8-4 record and 62 points at Honda Center tied franchise records in both categories...in addition, the club allowed the fewest goals at Honda Center in club history (82)...the Ducks won their final six home games (6-0-0) and closed the season with a 10-game point streak (9-0-1) at Honda Center.

### CLINCHED:

Anaheim was one of six NHL teams and the only Pacific Division club that has qualified for the postseason in the previous five consecutive seasons, joining Pittsburgh (11 straight), Chicago (9), New York Rangers (7), St. Louis (6) and Minnesota (5)...during the five-year stretch, the Ducks posted a 227-104-45 record, leading the NHL in point percentage (.664) and points (499) and tied for second in wins.

### ON THE LEADERBOARD:

The Ducks ranked third among NHL teams in goals against per game (2.40) and fewest goals allowed (197), and fourth in PK% (84.7%) in 2016-17...the Ducks also led the league in fewest goals allowed in the third period (55)...at Honda Center, Anaheim ranked third among NHL clubs in home standings points (62) and home wins (29-8-4) and second overall in fewest home goals allowed (82).

# 2016-17 GAME-BY-GAME



#	Date	Team	W-L-OT	Record	GF-GA	Scorers	W Goal	PP	PK	SF-SA	W-L	Gltdr.	Attend.
1	10/13/2016	@ DALLAS	L	00-01-00	2-4	75,7	21	0-5	4-4	35-20	31 / 36	18532+	
2	10/15/2016	@ PITTSBURGH	L	00-02-00	2-3	4P,10	81	1-3	2-3	36-45	29 / 1	18452+	
3	10/16/2016	@ NY ISLANDERS	O*	00-02-01	2-3	4,15	12	0-4	4-4	26-30	41 / 36	15795+	
4	10/18/2016	@ NEW JERSEY	L	00-03-01	1-2	45P	9	1-4	5-7	24-28	35 / 36	16514+	
5	10/20/2016	@ PHILADELPHIA	W	01-03-01	3-2	21,10,16	16	0-2	6-7	26-22	36 / 35	19982+	
6	10/23/2016	VANCOUVER	W	02-03-01	4-2	7,4P,10	37	1-2	2-2	37-19	36 / 30	17174+	
7	10/25/2016	@ SAN JOSE	O*	02-03-02	1-2	21	44	0-3	4-5	20-36	31 / 36	17562+	
8	10/26/2016	NASHVILLE	W	03-03-02	6-1	37P,33S,33P,10,7S,17P	33	3-4	4-5	26-29	36 / 35	15421	
9	10/28/2016	COLUMBUS	L	03-04-02	0-4		89	0-4	4-5	35-37	72 / 36	15841	
10	11/01/2016	@ LOS ANGELES	W	04-04-02	4-0	67,50P,17P,74	67	2-4	1-1	21-30	36 / 31	18230+	
11	11/02/2016	PITTSBURGH	L	04-05-02	1-5	4P	7	1-3	2-3	33-34	30 / 36	15543	
12	11/04/2016	ARIZONA	W	05-05-02	5-1	2P67,33S,50,67	67	1-2	1-1	33-22	36 / 35	16405	
13	11/06/2016	CALGARY	W	06-05-02	4-1	317P,7,17P	17	2-3	2-2	21-26	1 / 31	16218	
14	11/09/2016	@ COLUMBUS	O*	06-05-03	2-3	67,37	8	0-3	3-3	32-18	72 / 36	10250	
15	11/10/2016	@ CAROLINA	W	07-05-03	4-2	17,33,33,17	33	0-3	2-2	27-30	1 / 30	8086	
16	11/12/2016	@ NASHVILLE	L	07-06-03	0-5		4	0-6	3-4	27-27	35 / 36	17309+	
17	11/15/2016	EDMONTON	W	08-06-03	4-1	37,417P,50	4	1-3	4-4	27-34	36 / 33	15600	
18	11/17/2016	NEW JERSEY	W	09-06-03	3-2	67,33,17	17	0-2	3-3	23-29	1 / 35	14954	
19	11/20/2016	LOS ANGELES	L	09-07-03	2-3	50,67P	77	1-7	1-3	30-29	31 / 36	16611	
20	11/22/2016	NY ISLANDERS	O**	09-07-04	2-3	4P,67	2	1-2	4-5	41-35	1 / 1	15161	
21	11/25/2016	CHICAGO	L	09-08-04	2-3	37,33	38	0-2	1-2	36-25	50 / 36	17174+	
22	11/26/2016	@ SAN JOSE	W	10-08-04	3-2	16,67,15P	15	1-1	2-3	26-23	1 / 31	17562+	
23	11/29/2016	MONTREAL	L	11-08-04	2-1	67P,4	4	1-4	3-3	38-40	36 / 31	14830	
24	12/01/2016	@ VANCOUVER	W	12-08-04	3-1	33,86,7	86	0-1	3-3	24-28	36 / 30	17627	
25	12/03/2016	@ EDMONTON	O*	12-08-05	2-3	17P,67	29	1-2	1-2	33-32	33 / 36	18347	
26	12/04/2016	@ CALGARY	L	12-09-05	3-8	17,17P,48	18	1-4	1-3	33-25	31 / 1	17840	
27	12/07/2016	CAROLINA	W**	13-09-05	6-5	76,4,17,37,10	86	0-3	4-5	38-34	36 / 30	14582	
28	12/09/2016	SAN JOSE	W	14-09-05	3-2	67,50,47	47	0-3	1-1	32-24	1 / 31	17174+	
29	12/11/2016	OTTAWA	W	15-09-05	5-1	74,10P,50P,37,45P	10	3-4	3-4	32-22	36 / 1	15714	
30	12/13/2016	@ DALLAS	L	15-10-05	2-6	15,10P	27	1-5	3-4	36-27	31 / 36	17543	
31	12/15/2016	@ BOSTON	W	16-10-05	4-3	72,42,67	67	0-3	3-4	27-34	1 / 35	17565+	
32	12/17/2016	@ DETROIT	L	16-11-05	4-6	67P,53P,4,67	21	2-2	3-3	25-32	34 / 36	20027	
33	12/19/2016	@ TORONTO	W	17-11-05	1-5	15P,37,4P	4	2-5	3-3	28-35	36 / 31	18961+	
34	12/20/2016	@ MONTREAL	L	17-12-05	1-5	7	14	0-3	4-6	13-34	31 / 1	21288+	
35	12/22/2016	@ OTTAWA	O*	17-12-06	1-2	33P	68	1-4	1-2	25-18	1 / 36	17125	
36	12/27/2016	SAN JOSE	O*	17-12-07	2-3	86,33	88	0-1	4-4	36-25	31 / 36	17403+	
37	12/29/2016	@ CALGARY	W	18-12-07	3-1	50P,33,67P	33	2-6	4-4	25-32	36 / 31	19289+	
38	12/30/2016	@ VANCOUVER	O*	18-12-08	2-3	155,67	33	0-1	6-7	26-26	30 / 36	18214	
39	01/01/2017	PHILADELPHIA	W**	19-12-08	4-3	17,17,17	10	0-2	4-5	25-55	36 / 35	17174+	
40	01/04/2017	DETROIT	W	20-12-08	2-0	37,86	37	0-4	3-3	24-23	36 / 34	17174+	
41	01/06/2017	ARIZONA	W*	21-12-08	3-2	74,21,86	86	0-3	1-2	35-23	36 / 41	15415	
42	01/08/2017	MINNESOTA	L	21-13-08	1-2	17	46	0-3	3-4	24-36	40 / 36	15645	
43	01/10/2017	DALLAS	W	22-13-08	2-0	33P,7	33	1-4	3-3	38-34	36 / 31	15073	
44	01/12/2017	@ COLORADO	W	23-13-08	4-1	33,67,17,10	67	0-1	3-3	32-34	36 / 1	14589	
45	01/14/2017	@ ARIZONA	W	24-13-08	3-0	47,37,17	47	0-2	3-3	23-26	1 / 35	12015	
46	01/15/2017	ST. LOUIS	O*	24-13-09	1-2	67	21	0-3	3-3	23-25	40 / 36	17174+	
47	01/17/2017	TAMPA BAY	W*	25-13-09	2-1	15,67P	67	1-5	3-3	21-28	36 / 30	14763	
48	01/19/2017	COLORADO	W	26-13-09	2-1	47P,37	37	1-5	0-1	36-22	36 / 31	15414	
49	01/21/2017	@ MINNESOTA	L	26-14-09	3-5	64,45,10P	20	1-2	2-2	29-25	40 / 1	19288+	
50	01/23/2017	@ WINNIPEG	W	27-14-09	3-2	48S,67,15P	15	1-2	5-5	27-33	1 / 31	15294+	
51	01/25/2017	EDMONTON	L	27-15-09	0-4		29	0-2	2-2	26-23	33 / 36	17174+	
52	01/31/2017	COLORADO	W	28-15-09	5-1	33P,67,33,5,4	67	1-1	4-4	31-29	36 / 31	15963	
53	02/03/2017	@ FLORIDA	L	28-16-09	1-2	47	11	0-3	5-5	23-37	34 / 36	14689	
54	02/04/2017	@ TAMPA BAY	O**	28-16-10	2-3	71,15	11	0-5	6-7	16-37	30 / 1	19092+	
55	02/07/2017	@ NY RANGERS	L	28-17-10	1-4	33	36	0-4	1-1	44-20	30 / 36	18006+	
56	02/09/2017	@ BUFFALO	W	29-17-10	5-2	10,67,50P,10,7	50	1-4	1-2	44-26	36 / 40	18027	
57	02/11/2017	@ WASHINGTON	L	29-18-10	4-6	33,47,17,15	82	0-2	2-3	22-39	70 / 36	18506+	
58	02/14/2017	@ MINNESOTA	W	30-18-10	1-0	74	74	0-0	5-5	23-37	36 / 40	19047+	
59	02/17/2017	FLORIDA	L	30-19-10	1-4	75	68	0-3	2-3	36-31	34 / 36	16339	
60	02/19/2017	LOS ANGELES	W	31-19-10	1-0	42	42	0-2	2-2	29-24	36 / 31	17174+	
61	02/20/2017	@ ARIZONA	L	31-20-10	2-3	15,15	17	0-2	3-3	36-20	41 / 1	14554	
62	02/22/2017	BOSTON	W	32-20-10	5-3	86,67,42,67,7	67	0-3	5-5	25-29	1 / 40	15135	
63	02/25/2017	@ LOS ANGELES	L	32-21-10	1-4	7	73	0-4	4-4	33-33	32 / 1	18230+	
64	03/03/2017	TORONTO	W	33-21-10	5-2	67,33,67,45,18	67	0-1	3-4	36-39	1 / 35	16293	
65	03/05/2017	VANCOUVER	L	33-22-10	1-2	18	60	0-2	2-2	44-27	32 / 1	14523	
66	03/07/2017	NASHVILLE	W**	34-22-10	4-3	15P,37,67	18	1-3	4-5	42-27	1 / 35	14622	
67	03/09/2017	@ CHICAGO	W	35-22-10	1-0	10	10	0-2	2-2	26-43	1 / 50	21838+	
68	03/10/2017	ST. LOUIS	L	35-23-10	3-4	67,21,33P	6	1-2	2-2	26-35	34 / 36	19358+	
69	03/12/2017	WASHINGTON	W	36-23-10	5-2	10,10,67,15P,17	67	1-6	4-5	32-27	1 / 70	17174+	
70	03/15/2017	ST. LOUIS	W	37-23-10	2-1	67,15S	15	0-5	3-3	22-27	1 / 34	14760	
71	03/17/2017	BUFFALO	O**	37-23-11	1-2	67	28	0-0	1-1	40-31	31 / 1	14556	
72	03/18/2017	@ SAN JOSE	W	38-23-11	2-1	18,33	33	0-2	2-3	27-34	1 / 31	17562+	
73	03/22/2017	EDMONTON	W	39-23-11	4-3	18,47,42,67	67	0-5	4-5	34-32	1 / 33	15310	
74	03/24/2017	WINNIPEG	W	40-23-11	3-1	10,73,3	7	0-3	2-3	35-18	1 / 34	15647	
75	03/26/2017	NY RANGERS	W	41-23-11	6-3	18,17P,42S,7,18,37	7	1-3	2-2	34-28	1 / 30	17174+	
76	03/28/2017	@ VANCOUVER	W	42-23-11	4-1	10,18,37,71	18	0-4	2-2	39-35	1 / 30	18262	
77	03/30/2017	@ WINNIPEG	O*	42-23-12	3-4	33,10,10P	55	1-2	4-4	28-41	34 / 1	15294+	
78	04/01/2017	@ EDMONTON	O*	42-23-13	2-3	15P,18P	29	2-2	3-4	18-37	33 / 36	18347	
79	04/02/2017	@ CALGARY	W	43-23-13	4-3	18P,33,48	48	1-3	2-4	34-21	1 / 1	18945	
80	04/04/2017	CALGARY	W	44-23-13	3-1	18,22,1	2	0-4	4-4	20-27	36 / 1	15125	
81	04/06/2017	CHICAGO	W	45-23-13	4-0	10P,21,17,67	10	1-3	3-3	26-37	36 / 50	16462	
82	04/09/2017	LOS ANGELES	W*	46-23-13	4-3	18,50P,44,53	53	1-5	3-4	24-18	1 / 32	16564	

(\* = OVERTIME, \*\* = SHOOTOUT, + = SELLOUT)

# 2015-16 ANAHEIM DUCKS



**Front Row (L-R):** John Gibson, Executive Vice President/COO Tim Ryan, Senior Vice President of Hockey Operations David McNab, Executive Vice President/General Manager Bob Murray, Owner Henry Samueli, Ryan Kesler, Ryan Getzlaf, Corey Perry, Owner Susan Samueli, CEO Michael Schulman, Director of Player Personnel Rick Paterson, Head Coach Bruce Boudreau and Frederik Andersen. **Second Row:** Vice President of Human Resources Jay Scott, CFO Bill Foltz, Vice President/COO Anaheim Arena Management Kevin Starkey, Assistant Coach Rich Preston, Goaltending Consultant Dwayne Roloson, Sami Vatanen, Kevin Bieksa, Cam Fowler, Andrew Coglian, Assistant Coach Trent Yawney, Assistant Coach Paul MacLean, Assistant to the General Manager Dave Baseggio, Vice President/CMO Aaron Teats and Vice President - THE RINKS Art Trottier. **Third Row:** Assistant Equipment Manager Chris Aldrich, Equipment Manager Doug Shearer, Video Coordinator Joe Piscotty, David Perron, Jakob Silfverberg, Hampus Lindholm, Josh Manson, Rickard Rakell, Nate Thompson, Brandon Pirri, Strength and Conditioning Coach Mark Fitzgerald, Head Athletic Trainer Joe Huff and Assistant Athletic Trainer Mike Hannegan. **Back Row:** Equipment Assistant Jeff Tyni, Ryan Garbutt, Jamie McGinn, Nick Ritchie, Korbinian Holzer, Clayton Stoner, Simon Despres, Chris Stewart, Shawn Horcoff, Mike Santorelli, Physical Therapist Kevin Taylor and Massage Therapist James Partida.

## POSTSEASON NOTES IN PLAYOFF SECTION

### THE 2015-16 SEASON:

The Anaheim Ducks finished the 2015-16 regular season 46-25-11 for 103 points, ranking first in the Pacific Division, fourth in the Western Conference and sixth in the NHL...it marked the third consecutive year the club posted 100+ points, joining St. Louis and Chicago as the only NHL teams to do so from 2013-16...Anaheim went 6-2-2 in the last 10 games, 21-6-4 in the last 31 and 34-10-5 over the last 49 contests.

### DUCKS WIN PACIFIC:

The Ducks won their fourth consecutive division title on the last day of the season with a 2-0 victory over Washington...Anaheim became the first NHL team to win four division titles in a row since Vancouver won five straight (Northwest Division) from 2009-2013...the Ducks joined San Jose (2007-11) as the only two franchises to win the Pacific Division title four years in a row since the division's creation in 1993-94...the Ducks won the division after trailing by 16 points at the halfway point of the season (41 games on Jan. 12), becoming the first team to erase such a deficit at the halfway point since New Jersey in 2005-06 (trailed Philadelphia by 19 points through 41 games).

### AFTER THE HOLIDAY BREAK:

After the Christmas break, the Ducks went 34-10-5 for the best record in the NHL (.745 points percentage)...the Ducks led the league in wins (34), standings points (73), PPG (.275%), PPG (42), fewest goals allowed (104), goals allowed per game (2.1) and goal differential (+50); ranked second in goals (154)

and goals per game (3.1) and third in PK% (86.9%) following the break...the Ducks were the first team since 2010 and just the fourth since 2005 to post a .745+ win (73 points) percentage after the Christmas break in a full season (34-10-5)...the others being the 2007 Canucks (32-8-6, .761), 2010 Capitals (37-7-7, .767) and 2006 Red Wings (34-7-5, .793).

### DUCKS CAPTURE FIRST JENNINGS TROPHY:

Allowing a league-low 192 goals, goaltenders John Gibson and Frederik Andersen won the 2015-16 Jennings Trophy and became the first Anaheim goaltenders to win the award in franchise history...Gibson finished 21-13-4 with a 2.07 GAA and .920 SV% in 40 games, with Andersen going 22-9-7 with a 2.30 GAA and .919 SV% in 43 contests...Gibson ranked tied for second among league leaders with a 2.07 GAA, which was also the lowest among qualified rookie goaltenders (min. 25 games played) since 2009-10 (Tuukka Rask w/ BOS, 1.97).

### FIRST IN 3+ DECADES:

Anaheim was the first team since the 1984-85 New York Islanders to finish the regular season with the league's best PP% (23.2%) and PK% (87.2%)...the Ducks led the league in PP% after ranking tied for 19th on Jan. 13 (17.9%, 27-for-151)...the club scored power-play goals in 19 of its last 28 games (in which it had an opportunity), going 29-for-91 with the man advantage (31.9%, best in the NHL)...Anaheim went undefeated in regulation in 23 consecutive games (22-0-1) when scoring a PPG from Nov. 30-Mar. 5.



# 2015-16 GAME-BY-GAME



#	Date	Team	W-L-OT	Record	GF-GA	Scorers	W Goal	PP	PK	SF-SA	W-L	Gldr.	Attend.
1	10/10/2015	@ SAN JOSE	L	00-01-00	0-2		12	0-1	1-1	27-44	31 / 31	17562+	
2	10/12/2015	VANCOUVER	O**	00-01-01	1-2	45	14	0-2	2-2	29-25	30 / 31	17174+	
3	10/14/2015	ARIZONA	L	00-02-01	0-4		10	0-3	5-6	37-29	41 / 30	15172	
4	10/16/2015	COLORADO	L	00-03-01	0-3		29	0-5	2-2	35-25	20 / 31	17174+	
5	10/18/2015	MINNESOTA	W	01-03-01	4-1	4,67,25,47	67	0-2	1-1	22-35	30 / 40	16784	
6	10/22/2015	@ NASHVILLE	L	01-04-01	1-5	46P	4	1-5	4-5	28-29	35 / 30	17113+	
7	10/24/2015	@ MINNESOTA	L	01-05-01	0-3		24	0-1	5-5	15-30	40 / 31	19034+	
8	10/26/2015	@ CHICAGO	O*	01-05-02	0-1		19	0-3	3-3	39-24	50 / 31	21529+	
9	10/27/2015	@ DALLAS	L	01-06-02	3-4	25P,22,26	21	1-4	2-3	20-34	31 / 31	17798	
10	10/29/2015	@ ST. LOUIS	L	01-07-02	1-2	47P	55	1-4	5-5	23-34	34 / 31	16904	
11	11/01/2015	NASHVILLE	W	02-07-02	4-2	67,45,7,29	7	0-2	5-6	28-42	31 / 30	16276	
12	11/04/2015	FLORIDA	W**	03-07-02	3-2	29,10P	29	1-5	3-3	39-25	31 / 1	15169	
13	11/06/2015	COLUMBUS	W	04-07-02	4-2	4,19P,42,3	42	1-3	2-2	34-36	31 / 30	17174+	
14	11/07/2015	@ SAN JOSE	W	05-07-02	1-0	10	10	0-2	4-4	17-31	30 / 31	17562+	
15	11/09/2015	ARIZONA	O*	05-07-03	3-4	29P,17,45	89	1-4	4-5	36-28	29 / 31	13864	
16	11/11/2015	EDMONTON	O*	05-07-04	3-4	10P,22,10	16	1-2	1-2	37-27	39 / 31	16505	
17	11/13/2015	NY ISLANDERS	L	05-08-04	1-4	10P	15	1-3	5-5	25-29	1 / 30	17174+	
18	11/16/2015	@ CAROLINA	W	06-08-04	4-1	22,45,26,15	45	0-0	3-3	20-25	30 / 31	9305	
19	11/17/2015	@ NASHVILLE	L	06-09-04	2-3	67,25	20	0-5	5-6	40-21	35 / 31	17113+	
20	11/19/2015	@ FLORIDA	W	07-09-04	3-1	4P,75,33	7	1-3	3-3	41-25	31 / 1	10947	
21	11/21/2015	@ TAMPA BAY	L	07-10-04	0-5		86	0-1	2-4	30-24	30 / 31	19092+	
22	11/24/2015	CALGARY	W	08-10-04	5-3	10P,67,67,10P,17	10	2-2	2-2	32-25	36 / 31	15688	
23	11/25/2015	@ ARIZONA	L	08-11-04	2-4	17P,45P	10	2-3	2-3	31-34	41 / 36	11578	
24	11/27/2015	CHICAGO	O*	08-11-05	2-3	729	15	0-3	3-4	25-32	50 / 36	17174+	
25	11/30/2015	VANCOUVER	W	09-11-05	4-0	22,67P,33,10	22	1-3	3-3	30-25	36 / 30	14006	
26	12/02/2015	TAMPA BAY	L	09-12-05	1-2	10	42	0-4	3-4	33-22	30 / 36	14741	
27	12/04/2015	SAN JOSE	W	10-12-05	1-0	25	25	0-4	4-4	26-23	36 / 31	15701	
28	12/06/2015	PITTSBURGH	W	11-12-05	2-1	10,29	29	0-1	2-2	25-24	36 / 29	15836	
29	12/11/2015	CAROLINA	L	11-13-05	1-5	33	53	0-1	2-3	32-24	31 / 36	17174+	
30	12/17/2015	@ BUFFALO	L	11-14-05	0-3		9	0-3	3-3	44-22	31 / 36	18801	
31	12/19/2015	@ NEW JERSEY	W	12-14-05	2-1	29,17	17	0-0	2-2	18-22	31 / 1	16514+	
32	12/21/2015	@ NY ISLANDERS	L	12-15-05	2-5	26,42	29	0-1	3-3	29-31	41 / 31	13578	
33	12/22/2015	@ NY RANGERS	O*	12-15-06	2-3	10,67	36	0-4	4-5	19-22	30 / 36	18006+	
34	12/27/2015	PHILADELPHIA	W	13-15-06	4-2	15P,10P,10,22S	10	2-3	4-5	37-26	36 / 35	17322+	
35	12/29/2015	@ CALGARY	W	14-15-06	1-0	22	22	0-2	3-3	21-14	36 / 31	19289+	
36	12/31/2015	@ EDMONTON	W	15-15-06	1-0	15P	15	1-2	3-3	35-21	36 / 33	16839+	
37	01/01/2016	@ VANCOUVER	O**	15-15-07	1-2	17P	14	1-2	3-3	28-25	25 / 31	18570	
38	01/03/2016	WINNIPEG	W	16-15-07	4-1	67,2P,10,17P	2	2-2	4-4	35-20	36 / 34	17174+	
39	01/06/2016	TORONTO	L	16-16-07	0-4		15	0-2	6-6	39-38	45 / 36	16283	
40	01/08/2016	ST. LOUIS	W**	17-16-07	4-3	17,10,17P	15	1-5	4-4	39-28	36 / 1	16250	
41	01/10/2016	DETROIT	L	17-17-07	1-2	10	15	0-2	3-3	31-24	34 / 36	17174+	
42	01/13/2016	OTTAWA	W	18-17-07	4-1	75,3P,26,33	53	1-3	2-2	38-25	31 / 41	15791	
43	01/15/2016	DALLAS	W	19-17-07	4-2	33,45,47P,10	47	1-3	3-4	35-24	31 / 32	16201	
44	01/17/2016	LOS ANGELES	L	19-18-07	2-3	67,57	11	0-3	1-2	32-26	32 / 36	17227+	
45	01/20/2016	MINNESOTA	W	20-18-07	3-1	29,67,33	67	0-1	3-3	27-26	36 / 40	15962	
46	01/23/2016	@ DETROIT	W	21-18-07	4-3	17,10,10,17	17	0-4	4-4	35-27	36 / 35	20027	
47	01/26/2016	@ BOSTON	W	22-18-07	6-2	10,53P,57,2,17,25	57	1-4	4-4	39-34	31 / 40	17565+	
48	02/02/2016	SAN JOSE	W	23-18-07	3-2	67,47,5,16	16	0-4	3-3	25-32	31 / 31	16588	
49	02/04/2016	@ LOS ANGELES	W	24-18-07	4-2	15,57,16,47P	16	1-5	1-2	24-25	36 / 32	18230+	
50	02/05/2016	ARIZONA	W	25-18-07	5-2	47,25,10,7,19P	10	1-7	4-5	41-25	31 / 29	17342+	
51	02/08/2016	@ PITTSBURGH	L	25-19-07	2-6	15,19	62	0-2	1-1	38-35	29 / 36	18418+	
52	02/09/2016	@ PHILADELPHIA	W	26-19-07	4-1	67P,67,29,7	67	1-4	6-7	26-29	31 / 35	18717	
53	02/11/2016	@ COLUMBUS	O**	26-19-08	3-4	57,25,16	13	0-2	3-4	27-34	70 / 31	12117	
54	02/13/2016	@ CHICAGO	W*	27-19-08	3-2	33,57,15P	15	1-3	1-2	44-23	31 / 50	22107+	
55	02/15/2016	@ CALGARY	W	28-19-08	6-4	47P,25,10P,45P,67,25	67	3-3	3-5	28-37	31 / 37	19289+	
56	02/16/2016	@ EDMONTON	W	29-19-08	5-3	57P,33,47,75,10	7	1-4	2-4	31-27	31 / 33	16839+	
57	02/18/2016	@ VANCOUVER	W	30-19-08	5-2	67,45P,15,42,2	15	1-3	3-4	33-21	36 / 30	18435	
58	02/21/2016	CALGARY	W	31-19-08	5-2	19P,17,15,17,2P	15	2-4	4-5	33-24	36 / 1	17174+	
59	02/24/2016	BUFFALO	W	32-19-08	1-0	45P	45	1-3	4-4	29-26	31 / 40	16543	
60	02/26/2016	EDMONTON	W*	33-19-08	2-1	15P,67	67	1-3	3-3	34-18	31 / 33	17174+	
61	02/28/2016	LOS ANGELES	W	34-19-08	4-2	10P,10P,10,57P	10	3-5	3-4	29-29	36 / 32	17174+	
62	03/02/2016	MONTREAL	W**	35-19-08	3-2	88,10P	33	1-5	3-3	35-27	36 / 39	15273	
63	03/03/2016	@ ARIZONA	W	36-19-08	5-1	88,67P,4P,42,10P	67	3-7	5-6	21-28	31 / 60	11999	
64	03/05/2016	@ LOS ANGELES	W	37-19-08	3-2	17,57P,33P	33	2-2	4-6	22-34	31 / 32	18230+	
65	03/07/2016	WASHINGTON	O**	37-19-09	1-2	15	19	0-3	4-4	28-32	70 / 36	17174+	
66	03/09/2016	@ COLORADO	L	37-20-09	0-3		29	0-3	2-2	37-26	1 / 36	14292	
67	03/11/2016	@ ST. LOUIS	L	37-21-09	2-5	15P,67	21	1-3	3-3	28-23	34 / 31	19412+	
68	03/14/2016	NEW JERSEY	W	38-21-09	7-1	7,17,33,33,10,37,33P	17	1-3	3-3	27-25	31 / 1	15423	
69	03/16/2016	NY RANGERS	L	38-22-09	1-2	88	8	0-0	3-3	23-23	32 / 36	15400	
70	03/18/2016	BOSTON	W	39-22-09	4-0	88,17,47,67	88	0-2	2-2	26-38	31 / 50	16707	
71	03/20/2016	@ WINNIPEG	W*	40-22-09	3-2	88P,17,33	33	1-2	3-3	33-29	36 / 34	15294+	
72	03/22/2016	@ MONTREAL	L	40-23-09	3-4	33,10,33	53	0-2	1-1	35-23	39 / 36	21288+	
73	03/24/2016	@ TORONTO	O*	40-23-10	5-6	88P,88P,7,16S,11	43	2-4	2-5	38-26	31 / 31	18935+	
74	03/26/2016	@ OTTAWA	W*	41-23-10	4-3	15,33,47,67P	67	1-3	4-4	39-33	31 / 41	18162	
75	03/28/2016	@ EDMONTON	W	42-23-10	2-1	10,11	11	0-4	3-3	25-28	36 / 33	16839+	
76	03/30/2016	CALGARY	W	43-23-10	8-3,10,11,88,53,44,17P,33	88	1-3	2-3	27-26	36 / 32	16004		
77	04/01/2016	VANCOUVER	L	43-24-10	2-3	42,44	26	0-1	2-2	36-28	25 / 36	16331	
78	04/03/2016	DALLAS	W	44-24-10	3-1	44S,17,5,17	17	0-2	4-4	24-25	36 / 31	16585	
79	04/05/2016	WINNIPEG	O*	44-24-11	1-2	10P	26	1-4	3-3	28-26	34 / 36	16743	
80	04/07/2016	@ LOS ANGELES	L	44-25-11	1-2	17	10	0-3	3-3	20-31	32 / 36	18511+	
81	04/09/2016	@ COLORADO	W	45-25-11	5-3	4P,33,16,15P,33	15	2-4	6-7	31-32	36 / 1	17932	
82	04/10/2016	@ WASHINGTON	W	46-25-11	2-0	10,37	10	0-3	3-3	21-24	31 / 31	18506+	

(\* = OVERTIME, \*\* = SHOOTOUT, + = SELLOUT)

# 2014-15 ANAHEIM DUCKS



**Front Row (L-R):** John Gibson, Executive Vice President/COO Tim Ryan, Senior Vice President of Hockey Operations David McNab, Executive Vice President/General Manager Bob Murray, Owner Henry Samueli, Francois Beauchemin, Ryan Getzlaf, Corey Perry, Owner Susan Samueli, CEO Michael Schulman, Director of Player Personnel Rick Paterson, Head Coach Bruce Boudreau, Frederik Andersen **Second Row (L-R):** Vice President - THE RINKS Art Trottier, Vice President of Human Resources Jay Scott, Vice President/COO Anaheim Arena Management Kevin Starkey, Goaltending Consultant Dwayne Roloson, Assistant Coach Scott Niedermayer, Sami Vatanen, Matt Beleskey, Cam Fowler, Andrew Coglian, Assistant Coach Brad Lauer, Assistant Coach Trent Yawney, Assistant to the General Manager Dave Baseggio, Vice President/CMO Aaron Teats, Vice President of Finance/CFD Doug Heller, Vice President of Sales/CRO John Viola **Third Row (L-R):** Assistant Equipment Manager Chris Aldrich, Equipment Manager Doug Shearer, Video Coordinator Joe Piscotty, James Wisniewski, Rickard Rakell, Jakob Silfverberg, Ryan Kesler, Emerson Etem, Nate Thompson, Kyle Palmieri, Strength and Conditioning Coach Sean Skahan, Head Athletic Trainer Joe Huff, Assistant Athletic Trainer Mike Hannegan **Back Row (L-R):** Equipment Assistant Chris Kincaid, Chris Wagner, Tomas Fleischmann, Jiri Sekac, Korbinian Holzer, Clayton Stoner, Simon Despres, Hampus Lindholm, Josh Manson, Patrick Maroon, Tim Jackman, Massage Therapist James Partida.

## POSTSEASON NOTES IN PLAYOFF SECTION

### THE 2014-15 REGULAR SEASON:

The Ducks finished with a 51-24-7 record for 109 points...Anaheim had the top record in the Western Conference for the second consecutive season (and second time in club history)...the Ducks posted the second-best record in franchise history, trailing only the 2013-14 club (53-20-8, 114)...Anaheim recorded its second consecutive 50-win season in franchise history and matched the club record for most road standings points (54) and wins (25-12-4)...Anaheim finished second among NHL teams in road points and road wins.

### IT'S A RECORD:

The Ducks set an NHL single-season record for most wins when trailing in the third period (at any point) and matched the NHL mark for wins when trailing after two periods...a closer look:

#### MOST WINS WHEN TRAILING AT ANY POINT IN THE THIRD PERIOD IN NHL HISTORY

TEAM	SEASON	GAMES
Anaheim	2014-15	18
Dallas	2005-06	15
Dallas	2006-07	15

#### MOST WINS WHEN TRAILING AFTER TWO PERIODS IN NHL HISTORY

TEAM	SEASON	GAMES
Anaheim	2014-15	12
Dallas	2005-06	12
Pittsburgh	2008-09	11
Vancouver	2009-10	11

### SITUATIONALLY:

The Ducks were one of two NHL teams with only one regulation loss when tied after two periods (9-1-5; third with a .767 points %)...Anaheim was also one of five teams that did not lose in regulation when leading after two (29-0-2)...in addition, the Ducks were 37-2-4 when allowing two goals-or-less in 2014-15 (18-0-2 at home, 19-2-2 on the road).

### THE GAME OF ONE:

Anaheim set an all-time NHL record with 33 wins in one-goal games (33-1-7)...the Ducks also led the NHL in winning percentage (.805) in one-goal games and were the only NHL team with fewer than four one-goal losses in regulation...Anaheim established an NHL single-season record for most consecutive one-goal games without a regulation loss (33), going 26-0-7 from Oct. 11-Feb. 23...the Ducks also set an NHL record for most consecutive home wins by a one-goal margin (discounting losses or ties), with 11 in a row (five regulation, two overtime and four shootouts) from Nov. 12-Jan. 11.

### IN THE BEGINNING:

Frederik Andersen joined Montreal's Bill Durnan as the fastest goaltenders in NHL history to 50 wins, accomplishing the feat in 68 career decisions on Mar. 3 at Arizona...Durnan also won 50 in 68 decisions on Dec. 16, 1944...Andersen finished the season with a 35-12-5 record with three shutouts, a 2.38 GAA and .914 SV% in 54 games, marking the second-most single-season wins in franchise history (J.S. Giguere with 36 in 2006-07).

# 2014-15 GAME-BY-GAME



#	Date	Team	W-L-OT	Record	GF-GA	Scorers	W Goal	PP	PK	SF-SA	W-L	Gldr.	Attend.
1	10/09/2014	@ PITTSBURGH	L	00-01-00	4-6	17P,10,10P,10P	17	3-6	3-4	29-39	29 / 36		18633+
2	10/11/2014	@ DETROIT	W	01-01-00	3-2	15,39,15	15	0-3	2-2	26-29	31 / 35		20027
3	10/13/2014	@ BUFFALO	W	02-01-00	5-1	10P,38,39,38,17	38	1-6	3-3	44-12	31 / 34		18912
4	10/14/2014	@ PHILADELPHIA	W**	03-01-00	4-3	18,12,39	38	0-2	2-4	28-42	31 / 35		19589+
5	10/17/2014	MINNESOTA	W	04-01-00	2-1	75,10	10	0-4	3-3	26-28	31 / 35		17306+
6	10/19/2014	ST. LOUIS	W	05-01-00	3-0	39,45P,45P	39	2-3	2-2	25-28	31 / 1		15687
7	10/22/2014	BUFFALO	W	06-01-00	4-1	10,17,10,10	17	0-4	2-2	34-23	31 / 34		16067
8	10/24/2014	COLUMBUS	W	07-01-00	4-1	10P,45P,12,15	45	2-4	3-4	34-17	36 / 72		15778
9	10/26/2014	SAN JOSE	L	07-02-00	1-4	39P	8	1-5	3-5	34-37	31 / 31		16954
10	10/28/2014	@ CHICAGO	W	08-02-00	1-0	125	12	0-1	3-3	25-38	36 / 33		21233+
11	10/30/2014	@ ST. LOUIS	L	08-03-00	0-2		20	0-4	3-3	24-29	34 / 36		16723
12	10/31/2014	@ DALLAS	W*	09-03-00	2-1	10,44	44	0-4	6-6	24-22	31 / 32		15343
13	11/02/2014	@ COLORADO	W	10-03-00	3-2	10,47,4	4	0-5	3-3	33-18	30 / 1		15310
14	11/05/2014	NY ISLANDERS	O*	10-03-01	2-3	39P,16	91	1-2	1-3	34-36	41 / 30		16448
15	11/07/2014	ARIZONA	O**	10-03-02	2-3	15P,39	89	1-4	3-3	39-25	41 / 31		16235
16	11/09/2014	VANCOUVER	O**	10-03-03	1-2	45P	13	1-1	3-3	29-35	31 / 31		16749
17	11/12/2014	LOS ANGELES	W**	11-03-03	6-5	4,33,17,17,15	17	0-2	2-2	49-26	30 / 32		17245+
18	11/15/2014	@ LOS ANGELES	O*	11-03-04	2-3	16,17	28	0-3	1-3	29-37	32 / 31		18230+
19	11/16/2014	FLORIDA	L	11-04-04	2-6	477	27	0-2	0-1	35-29	35 / 31		16128
20	11/18/2014	@ CALGARY	O**	11-04-05	3-4	45,39P,21P	23	2-3	5-5	27-19	1 / 31		18421
21	11/20/2014	@ VANCOUVER	W**	12-04-05	4-3	7,15,39	10	0-3	1-1	26-28	31 / 31		18870+
22	11/23/2014	ARIZONA	W	13-04-05	2-1	21,19	19	0-2	3-3	30-27	31 / 41		15928
23	11/25/2014	CALGARY	W	14-04-05	3-2	39,10,21	21	0-0	4-4	29-34	31 / 1		17174+
24	11/28/2014	CHICAGO	L	14-05-05	1-4	47	65	0-2	5-5	24-38	50 / 31		17355+
25	11/29/2014	@ SAN JOSE	L	14-06-05	4-6	39,10,10,15	48	0-5	3-5	34-35	31 / 31		17352
26	12/01/2014	BOSTON	W	15-06-05	3-2	45,12,39	39	0-3	3-3	28-34	31 / 40		16457
27	12/03/2014	PHILADELPHIA	W**	16-06-05	5-4	4,15,45,19P	10	1-5	1-2	33-35	31 / 35		15691
28	12/05/2014	@ MINNESOTA	W	17-06-05	5-4	17,33,17,18,39	39	0-4	2-4	21-25	31 / 35		19044+
29	12/07/2014	@ WINNIPEG	W*	18-06-05	4-3	14P,33,17P,21	21	2-6	4-6	25-30	31 / 31		15016+
30	12/10/2014	EDMONTON	W	19-06-05	2-1	39P,17	17	1-4	2-2	34-22	31 / 35		16371
31	12/12/2014	@ EDMONTON	W	20-06-05	4-2	45P,21,15,44	15	1-2	3-4	20-23	31 / 35		16839+
32	12/13/2014	@ WINNIPEG	W	21-06-05	4-1	33P,15,44,5,75	15	1-5	3-4	31-28	31 / 34		15016+
33	12/16/2014	@ TORONTO	L	21-07-05	2-6	455,17	20	0-2	2-3	42-27	45 / 31		18953+
34	12/18/2014	@ MONTREAL	W	22-07-05	2-1	47,39	39	0-3	2-3	23-24	31 / 31		21286+
35	12/19/2014	@ OTTAWA	L	22-08-05	2-6	15,15	7	0-3	1-2	34-31	41 / 80		19443+
36	12/22/2014	SAN JOSE	W*	23-08-05	3-2	67,4,17	17	0-3	1-2	32-32	31 / 31		17405+
37	12/27/2014	@ ARIZONA	O**	23-08-06	1-2	14	19	0-1	1-1	36-29	40 / 31		13656
38	12/28/2014	VANCOUVER	W*	24-08-06	2-1	23,4	4	0-4	1-1	31-14	31 / 30		17374+
39	12/31/2014	SAN JOSE	L	24-09-06	0-3		8	0-3	7-8	28-27	31 / 31		17174+
40	01/02/2015	ST. LOUIS	W	25-09-06	4-3	15P,21,739	39	1-5	4-5	33-42	31 / 30		17174+
41	01/04/2015	NASHVILLE	W**	26-09-06	4-3	39,10,23	17	0-3	2-4	33-30	31 / 30		16402
42	01/07/2015	NY RANGERS	L	26-10-06	1-4	23P	61	1-3	1-1	25-30	30 / 80		17174+
43	01/11/2015	WINNIPEG	W**	27-10-06	5-4	67P,18,21P,67	45	2-5	6-6	43-32	31 / 31		17356+
44	01/14/2015	TORONTO	W	28-10-06	4-0	21P,10,10,10	21	1-2	3-3	25-28	31 / 45		16741
45	01/16/2015	NEW JERSEY	W	29-10-06	5-1	10,47,33,19,33P	47	1-3	1-2	40-15	80 / 1		17174+
46	01/17/2015	@ LOS ANGELES	W**	30-10-06	3-2	15,45P	33	1-2	2-3	31-28	31 / 32		18422+
47	01/21/2015	CALGARY	W	31-10-06	6-3	21,19,6,18,15,17	18	0-2	3-3	27-33	31 / 37		16828
48	01/27/2015	@ VANCOUVER	W	32-10-06	4-0	39,21P,67,19	39	1-3	3-3	24-17	31 / 30		18813+
49	01/29/2015	@ SAN JOSE	L	32-11-06	3-6	7,39,19	52	0-2	4-5	28-33	31 / 80		17562+
50	01/30/2015	CHICAGO	L	32-12-06	1-4	67P	2	1-3	3-3	22-33	50 / 31		17497+
51	02/03/2015	CAROLINA	W*	33-12-06	5-4	10,17P,12,10,15	15	1-4	4-4	31-32	31 / 31		16274
52	02/05/2015	@ NASHVILLE	W	34-12-06	5-2	335,45,39,33,10	39	0-4	3-4	26-46	31 / 35		17113+
53	02/06/2015	@ WASHINGTON	O**	34-12-07	2-3	17P,10	19	1-2	1-1	25-34	31 / 80		18506+
54	02/08/2015	@ TAMPA BAY	L	34-13-07	3-5	15,45P,2	11	1-5	5-5	28-23	30 / 31		19204+
55	02/10/2015	@ FLORIDA	L	34-14-07	2-6	21P,18	5	1-3	5-8	33-26	1 / 80		8576
56	02/12/2015	@ CAROLINA	W	35-14-07	2-1	23,39	39	0-1	2-3	17-36	36 / 30		11991
57	02/15/2015	WASHINGTON	L	35-15-07	3-5	7,10,7	65	0-4	4-5	33-28	35 / 36		17252+
58	02/18/2015	TAMPA BAY	L	35-16-07	1-4	19	9	0-2	3-3	25-32	30 / 36		17284+
59	02/20/2015	@ CALGARY	W	36-16-07	6-3	7,23,15,21,33,47	21	0-1	4-5	38-28	36 / 1		19289+
60	02/21/2015	@ EDMONTON	W	37-16-07	2-1	23P,15	15	1-1	2-2	21-27	36 / 30		16839+
61	02/23/2015	DETROIT	W**	38-16-07	4-3	7,16,23	33	0-4	4-5	25-38	36 / 35		17174+
62	02/25/2015	OTTAWA	L	38-17-07	0-3		22	0-2	4-4	25-34	30 / 36		16673
63	02/27/2015	LOS ANGELES	W	39-17-07	4-2	17,16,10,10	10	0-1	1-1	31-22	36 / 31		17413+
64	03/01/2015	@ DALLAS	W	40-17-07	3-1	10,3,15	3	0-1	2-3	22-40	36 / 1		17657
65	03/03/2015	@ ARIZONA	W	41-17-07	4-1	175,7,33,75	7	0-0	2-2	35-30	31 / 41		11387
66	03/04/2015	MONTREAL	L	42-17-07	3-1	23,67,45	67	0-1	2-3	33-38	36 / 31		17174+
67	03/06/2015	PITTSBURGH	L	42-18-07	2-5	14,10	72	0-3	4-4	29-21	1 / 31		17310+
68	03/09/2015	@ VANCOUVER	L	42-19-07	1-2	16	9	0-3	1-1	30-16	31 / 31		18557
69	03/11/2015	@ CALGARY	L	42-20-07	3-6	15,15P,47	23	1-3	4-6	32-23	31 / 36		19289+
70	03/13/2015	@ MINNESOTA	W	43-20-07	2-1	23,33	33	0-3	4-5	24-33	36 / 40		19045+
71	03/15/2015	NASHVILLE	W	44-20-07	4-2	15,21,44,4P	44	1-3	2-3	28-27	36 / 35		17295+
72	03/18/2015	LOS ANGELES	W*	45-20-07	3-2	19,33,17	17	0-3	2-3	26-31	36 / 32		17174+
73	03/20/2015	COLORADO	W*	46-20-07	3-2	46,67,10	10	0-3	1-1	40-24	31 / 1		17313+
74	03/22/2015	@ NY RANGERS	L	46-21-07	2-7	10,10	62	0-1	1-2	38-29	33 / 31		18006+
75	03/24/2015	@ COLUMBUS	L	46-22-07	3-5	17P,7,39	71	1-5	2-3	40-27	72 / 36		14044
76	03/26/2015	@ BOSTON	W*	47-22-07	3-2	19,10,15	15	0-2	2-4	32-29	31 / 40		17565+
77	03/28/2015	@ NY ISLANDERS	W	48-22-07	3-2	67,21,7	7	0-0	4-4	24-31	31 / 30		16170+
78	03/29/2015	@ NEW JERSEY	W	49-22-07	2-1	17,23	23	0-1	2-2	25-27	36 / 35		15987
79	04/01/2015	EDMONTON	W	50-22-07	5-1	23,44,10,24,7	44	0-1	3-3	27-23	31 / 30		17174+
80	04/03/2015	COLORADO	L	50-23-07	2-4	46,67	9	0-3	3-4	37-23	20 / 36		17201+
81	04/08/2015	DALLAS	L	50-24-07	0-4		38	0-1	2-3	19-32	1 / 31		17252+
82	04/11/2015	@ ARIZONA	W	51-24-07	2-1	15,33	33	0-3	3-3	38-24	31 / 41		15733

(\* = OVERTIME, \*\* = SHOOTOUT, + = SELLOUT)

# 2013-14 ANAHEIM DUCKS



**FRONT ROW (L-R):** Jonas Hiller, Executive Vice President/COO Tim Ryan, Senior Vice President of Hockey Operations David McNab, Executive Vice President/General Manager Bob Murray, Owner Henry Samueli, Teemu Selanne, Ryan Getzlaf, Saku Koivu, Owner Susan Samueli, CEO Michael Schulman, Director of Player Personnel Rick Paterson, Head Coach Bruce Boudreau, Frederik Andersen **SECOND ROW (L-R):** Vice President - THE RINKS Art Trotter, Vice President of Sales/CRO John Viola, Vice President of Human Resources Jay Scott, Vice President/COO Anaheim Arena Management Kevin Starkey, Assistant Coach Scott Niedermayer, Nick Bonino, Francois Beauchemin, Cam Fowler, Andrew Cogliano, Assistant Coach Bob Woods, Assistant Coach Brad Lauer, Vice President/CMO Aaron Teats, Vice President of Finance/CFD Doug Heller, AAM Vice President of Finance Angela Wergechik **THIRD ROW (L-R):** Assistant Equipment Manager Chris Aldrich, Equipment Manager Doug Shearer, Goaltending Consultant Dwayne Roloson, Video Coordinator Joe Piscotty, Matt Beleskey, Stephane Robidas, Jakob Silfverberg, Mathieu Perreault, Kyle Palmieri, Sami Vatanen, Strength & Conditioning Coach Sean Skahan, Head Athletic Trainer Joe Huff, Assistant Athletic Trainer Mike Hannegan **BACK ROW (L-R):** Equipment Assistant Chris Kincaid, Mark Fistric, Tim Jackman, Ben Lovejoy, Patrick Maroon, Corey Perry, Bryan Allen, Hampus Lindholm, Daniel Winnik, Luca Sbisa, Rickard Rakell, Massage Therapist James Partida.

## POSTSEASON NOTES IN PLAYOFF SECTION

### THE 2013-14 SEASON:

The Anaheim Ducks concluded the 2013-14 regular season with a record of 54-20-8, the best mark in club history...the Ducks finished with the top record in the Western Conference for the first time in franchise history and set season records for standings points (116), wins (54) and win/points percentage (.707)...the Ducks led the league in goals (263) for the first time in club history (excludes shootout tallies)...Anaheim established season bests for goals (263; previously 254 in 2006-07), wins (54; previously 48, 2006-07), home wins (29; previously 28, 2007-08), road wins (25; previously 22, 2008-09 and 2006-07), home points (62; previously 61, 2006-07) and road points (54; previously 49, 2006-07).

### EXCLUSIVE COMPANY:

Of the Ducks' 54 wins, 51 came in regulation/overtime (ROW)...Anaheim and Boston (also 51 wins in 2013-14) are the only two NHL teams to record as many ROWs since 2005-06 (Detroit, 54).

### COMEBACKS COMMON:

Anaheim posted 26 comeback wins in 2013-14, the most in the NHL since 2005-06 (Detroit and Nashville, 26)...the Ducks went 23-15-2 (.575 points percentage) when the opponent scored first, the most wins and best points percentage of any team in such situations in 2013-14.

### HISTORIC STREAK:

Anaheim won 18 of 19 games (18-1-0) from Dec. 6-Jan. 15 to join Montreal (18-1-0, 1967-68) as the only two NHL teams to win 18+ games in a 19-game span.

### HOME/ROAD:

The Ducks went a franchise-best 29-8-4 at Honda Center, setting a club record for home wins and home standings points (62) in a single season...Anaheim became the fourth team in 40 NHL seasons (since 1973-74) to record points in each of its first 22-plus home games (20-0-2) from Oct. 13-Jan. 15, joining PHI (19-0-7, 1979-80), NYI (19-0-4, 1978-79) and SJ (20-0-2, 2008-09) in that category...the Ducks, who were the last NHL team to suffer a home loss in regulation (Jan. 21 vs. WPG), established a club record with eight straight home wins to open a season...away from Honda Center, the Ducks concluded their road schedule setting franchise records for wins (25; previously 22, 2008-09 and 2006-07), points (54; previously 49, 2006-07), and goals (123; previously 115, 2008-09).

### THE FINAL SEASON:

The NHL's oldest active player and oldest to ever compete in a Ducks uniform at 43 years and 92 days at the start of 2013-14, **Teemu Selanne** finished his regular-season career ranked 11th among all-time leaders in goals, tied for 37th in all-time assists, 15th in all-time scoring, third in all-time PPG, tied for third with Brett Hull in all-time GWG (110) and 22nd in all-time games...Selanne is the club's all-time leader in scoring (988), goals (457), assists (531), games (966), plus/minus (+120), PPG (182), PPP (410), GWG (77), shots (2,964) and OT goals (6).



# 2013-14 GAME-BY-GAME



#	Date	Team	W-L-OT	Record	GF-GA	Scorers	W	Goal	PP	PK	SF-SA	W-L	Gldr.	Attend.
1	10/02/2013	@ COLORADO	L	00-01-00	1-6	33	9	0-2	2-4	36-29	1 / 35	18007+		
2	10/05/2013	@ MINNESOTA	W*	01-01-00	4-3	11,13P,33,22	22	1-3	2-4	30-33	1 / 32	18213+		
3	10/06/2013	@ WINNIPEG	W	02-01-00	3-2	22,710	10	0-4	2-3	34-17	35 / 31	15004+		
4	10/10/2013	NY RANGERS	W	03-01-00	6-0	15,33,34,33,11,17	15	0-6	2-2	37-34	1 / 30	17179+		
5	10/13/2013	OTTAWA	W	04-01-00	4-1	10,15,10,13	15	0-6	1-1	56-31	1 / 41	17177+		
6	10/16/2013	CALGARY	W	05-01-00	3-2	17,218	8	0-2	4-4	22-35	35 / 35	14051		
7	10/18/2013	PHOENIX	W**	06-01-00	3-2	8,13	33	0-4	6-6	39-32	1 / 41	13206		
8	10/20/2013	DALLAS	W	07-01-00	6-3	8P,10,10P,65,15,22	65	2-5	3-4	47-36	31 / 1	14531		
9	10/22/2013	@ TORONTO	L	07-02-00	2-4	13,22	81	0-4	2-3	25-23	45 / 1	19408+		
10	10/24/2013	@ MONTREAL	L	07-03-00	1-4	62	14	0-3	4-6	32-25	31 / 1	21273+		
11	10/25/2013	@ OTTAWA	W	08-03-00	2-1	62,15	15	0-5	3-4	28-27	31 / 41	17590		
12	10/27/2013	@ COLUMBUS	W	09-03-00	4-3	15,74,65P,10	10	1-5	1-1	32-21	31 / 72	10542		
13	10/29/2013	@ PHILADELPHIA	W	10-03-00	3-2	72,121	21	0-2	2-3	37-28	1 / 35	19615+		
14	10/31/2013	@ BOSTON	O**	10-03-01	2-3	77,22	12	0-4	1-2	23-23	40 / 1	17565+		
15	11/02/2013	@ BUFFALO	W	11-03-01	6-3	15,45,65,10,65,10	10	0-3	1-2	29-17	1 / 1	19070+		
16	11/04/2013	@ NY RANGERS	W	12-03-01	2-1	10,21	21	0-2	3-3	25-33	31 / 30	18006+		
17	11/06/2013	PHOENIX	W	13-03-01	5-2	47,15P,10,4P,7	10	2-4	3-4	29-26	1 / 41	14045		
18	11/08/2013	BUFFALO	W	14-03-01	6-2	15P,4P,15,15,17,7	15	2-2	2-2	46-27	31 / 39	15577		
19	11/10/2013	VANCOUVER	W	15-03-01	3-1	10,13,17	13	0-2	2-2	23-36	31 / 31	17174+		
20	11/12/2013	@ FLORIDA	L	15-04-01	2-3	7,47	24	0-3	4-4	34-25	30 / 31	13354		
21	11/14/2013	@ TAMPA BAY	L	15-05-01	1-5	65	26	0-3	0-2	25-20	30 / 1	17763		
22	11/15/2013	@ CAROLINA	O**	15-05-02	2-3	10,17P	58	1-3	2-3	30-23	35 / 35	14802		
23	11/18/2013	@ PITTSBURGH	L	15-06-02	1-3	15	16	0-1	3-3	28-27	29 / 35	18614+		
24	11/20/2013	NEW JERSEY	O*	15-06-03	3-4	39,13P,15P	19	2-5	2-4	25-25	30 / 1	14306		
25	11/22/2013	TAMPA BAY	W*	16-06-03	1-0	15	15	0-3	6-6	42-31	1 / 30	16648		
26	11/23/2013	@ PHOENIX	W	17-06-03	4-2	17P,17,10,45P	10	2-4	4-4	27-44	1 / 41	13490		
27	11/26/2013	@ DALLAS	L	17-07-03	3-6	65,13,17P	16	1-2	3-3	31-33	39 / 1	15792		
28	11/29/2013	CALGARY	W	18-07-03	5-2	45,10,17P,17	17	1-4	0-0	42-21	31 / 20	17174+		
29	11/30/2013	@ SAN JOSE	O**	18-07-04	3-4	10,51,6	8	0-3	5-5	31-35	31 / 1	17562+		
30	12/03/2013	LOS ANGELES	O**	18-07-05	2-3	15,10P	74	1-6	5-5	28-51	31 / 1	17294+		
31	12/06/2013	@ CHICAGO	W**	19-07-05	3-2	10,15P	21	1-1	2-3	26-25	1 / 31	21586+		
32	12/07/2013	@ ST. LOUIS	W	20-07-05	5-2	7,10P,15,13,28	15	1-2	5-5	23-28	31 / 41	17646		
33	12/09/2013	NY ISLANDERS	W	21-07-05	5-2	11,7,4S,10,10P	4	1-2	3-4	31-37	1 / 45	14830		
34	12/11/2013	MINNESOTA	W	22-07-05	2-1	51,10	10	0-2	0-1	31-24	1 / 37	15252		
35	12/15/2013	EDMONTON	W	23-07-05	3-2	138,17	17	0-2	2-2	34-25	1 / 30	16301		
36	12/17/2013	@ DETROIT	W	24-07-05	5-2	33,13,10,45,11	10	0-3	2-2	30-18	1 / 50	20066+		
37	12/20/2013	@ NEW JERSEY	W*	25-07-05	3-2	4,22,21	21	0-4	2-3	24-21	1 / 35	15723		
38	12/21/2013	@ NY ISLANDERS	W	26-07-05	5-3	15,15,22,21,15	21	0-2	1-1	31-21	31 / 20	13108		
39	12/23/2013	@ WASHINGTON	W	27-07-05	3-2	7,11,47	47	0-4	4-5	29-19	1 / 31	18506+		
40	12/28/2013	PHOENIX	W*	28-07-05	3-2	11S,7,11	11	0-3	2-2	41-25	1 / 1	17442+		
41	12/29/2013	@ SAN JOSE	L	28-08-05	1-3	62	39	0-1	2-2	31-23	31 / 31	17562+		
42	12/31/2013	SAN JOSE	W	29-08-05	6-3	21,23,13P,39,15,7S	39	1-3	3-5	38-36	1 / 31	17424+		
43	01/03/2014	EDMONTON	W	30-08-05	5-2	21,6,6,18,7	6	0-8	3-3	37-18	1 / 30	17174+		
44	01/05/2014	VANCOUVER	W*	31-08-05	4-3	11,39,13,10P	10	1-3	1-3	49-20	1 / 31	17174+		
45	01/07/2014	BOSTON	W	32-08-05	5-2	22P,10P,7S,13P,22	7	3-3	3-3	20-32	1 / 40	17238+		
46	01/09/2014	@ NASHVILLE	W	33-08-05	4-3	15,15,10,8P	8	1-4	3-3	28-26	31 / 39	15892		
47	01/11/2014	@ PHOENIX	W	34-08-05	5-3	47,45,17,15,47P	15	1-3	5-6	30-31	1 / 1	13289		
48	01/12/2014	DETROIT	W	35-08-05	1-0	7	7	0-4	5-5	23-22	1 / 34	17375+		
49	01/15/2014	VANCOUVER	W	36-08-05	9-1	78P,10,13P,13P,33P,10,8P,45P	8	6-11	2-3	44-32	31 / 31	17145		
50	01/17/2014	@ CHICAGO	L	36-09-05	2-4	15,21	29	0-2	5-5	21-35	50 / 1	22064+		
51	01/18/2014	@ ST. LOUIS	W	37-09-05	3-2	15,39,4P	4	1-3	3-4	21-36	31 / 1	19910+		
52	01/21/2014	WINNIPEG	L	37-10-05	2-3	4P,13	9	1-4	2-2	42-21	31 / 1	15046		
53	01/23/2014	LOS ANGELES	W	38-10-05	2-1	17P,62	62	1-5	4-4	21-31	31 / 32	17503+		
54	01/25/2014	@ LOS ANGELES	W	39-10-05	3-0	10,39,7	10	0-3	4-4	21-36	1 / 32	54099		
55	01/28/2014	MINNESOTA	L	39-11-05	2-4	17,22P	11	1-3	4-5	33-33	35 / 1	15020		
56	01/30/2014	PHILADELPHIA	W	40-11-05	5-3	62,15,10,34S,11	34	0-1	3-4	28-30	31 / 35	16007		
57	02/01/2014	DALLAS	L	40-12-05	0-2		6	0-3	3-3	26-27	39 / 1	17174+		
58	02/03/2014	COLUMBUS	L	40-13-05	2-4	22,15	71	0-2	3-5	36-33	72 / 31	14044		
59	02/05/2014	CHICAGO	L	40-14-05	0-2		81	0-5	2-2	29-25	50 / 1	17446+		
60	02/08/2014	@ NASHVILLE	W	41-14-05	5-2	15,10P,65,22,15	65	1-3	2-3	24-38	1 / 30	17139+		
61	02/28/2014	ST. LOUIS	W	42-14-05	1-0	7	7	0-3	3-3	19-18	1 / 1	17369+		
62	03/02/2014	CAROLINA	W	43-14-05	5-3	10,23,10,7S,53	7	0-3	6-6	34-52	31 / 30	17174+		
63	03/05/2014	MONTREAL	O**	43-14-06	3-4	18,23P,34	79	1-6	5-5	42-31	35 / 1	17174+		
64	03/07/2014	PITTSBURGH	O**	43-14-07	2-3	10,10	16	0-3	2-3	31-17	29 / 1	17518+		
65	03/10/2014	TORONTO	L	43-15-07	1-3	10	81	0-4	1-2	44-23	45 / 31	17229+		
66	03/12/2014	@ CALGARY	L	43-16-07	2-7	7,13	13	0-2	3-4	22-25	37 / 1	19289+		
67	03/14/2014	@ COLORADO	W	44-16-07	6-4	34,21,21,10,6,22	6	0-4	3-5	33-38	1 / 1	18030+		
68	03/15/2014	@ LOS ANGELES	W	45-16-07	2-1	18,62	62	0-3	2-3	20-38	31 / 31	18278+		
69	03/18/2014	WASHINGTON	L	45-17-07	2-3	6,22	8	0-5	1-3	45-30	41 / 1	17174+		
70	03/20/2014	@ SAN JOSE	L	45-18-07	2-3	22P,8	88	1-2	2-3	18-28	31 / 31	17562+		
71	03/23/2014	FLORIDA	W	46-18-07	6-2	62P,8,33S,21,10,15	33	1-3	1-1	40-30	1 / 39	17281+		
72	03/26/2014	@ CALGARY	W	47-18-07	3-2	13P,22,7	7	1-2	1-1	34-34	1 / 31	19289+		
73	03/28/2014	@ EDMONTON	O*	47-18-08	3-4	13,62,22	21	0-4	1-1	51-23	30 / 1	16839+		
74	03/29/2014	@ VANCOUVER	W	48-18-08	5-1	5,39,11,10,22P	39	1-5	3-3	21-32	31 / 31	18910+		
75	03/31/2014	WINNIPEG	W*	49-18-08	5-4	13,15P,47,10,19	19	1-1	2-3	36-37	31 / 31	17174+		
76	04/02/2014	EDMONTON	W	50-18-08	3-2	10,10,23	23	0-3	2-3	26-32	31 / 35	17174+		
77	04/04/2014	NASHVILLE	L	50-19-08	2-5	21,34	12	0-3	4-4	29-24	35 / 1	17174+		
78	04/06/2014	@ EDMONTON	L	50-20-08	2-4	33,10P	19	1-5	2-3	36-28	35 / 1	16839+		
79	04/07/2014	@ VANCOUVER	W	51-20-08	3-0	34S,21,39	34	0-1	3-3	23-18	36 / 31	18910+		
80	04/09/2014	SAN JOSE	W	52-20-08	5-2	10,62,62,39,33S	62	0-3	5-5	30-38	36 / 31	17322+		
81	04/12/2014	@ LOS ANGELES	W**	53-20-08	4-3	13,77,39	77	0-4	4-4	24-30	31 / 32	18372+		
82	04/13/2014	COLORADO	W*	54-20-08	3-2	62,11,13	13	0-2	1-1	36-31	36 / 35	17528+		

(\* = OVERTIME, \*\* = SHOOTOUT, + = SELLOUT)

# 2012-13 ANAHEIM DUCKS



**Front Row (L-R):** Jonas Hiller, Executive Vice President /COO Tim Ryan, Senior Vice President of Hockey Operations David McNab, Executive Vice President/General Manager Bob Murray, Owner Henry Samueli, Teemu Selanne, Ryan Getzlaf, Saku Koivu, Owner Susan Samueli, CEO Michael Schulman, Director of Player Personnel Rick Paterson, Head Coach Bruce Boudreau, Viktor Fasth **Second Row (L-R):** Vice President - THE RINKS Art Trottier, Vice President of Human Resources Jay Scott, Vice President/COO Anaheim Arena Management Kevin Starkey, Video Coordinator Joe Piscotty, Assistant Coach Scott Niedermayer, Andrew Cogliano, Cam Fowler, Francois Beauchemin, Bobby Ryan, Daniel Winnik, Assistant Coach Bob Woods, Assistant Coach Brad Lauer, Vice President/CMO Aaron Teats, Vice President of Finance/CFO Doug Heller, AAM Vice President of Finance Angela Wergechik **Third Row (L-R):** Assistant Equipment Manager Chris Aldrich, Equipment Manager Doug Shearer, Goaltending Consultant Pete Peeters, Kyle Palmieri, Matt Beleskey, Sheldon Souray, Corey Perry, Toni Lydman, Emerson Etem, Matthew Lombardi, Strength & Conditioning Coach Sean Skahan, Head Athletic Trainer Tim Clark, Assistant Athletic Trainer Mike Hannegan **Back Row (L-R):** Equipment Assistant Chris Kincaid, Brad Staubitz, Radek Dvorak, Luca Sbisa, David Steckel, Bryan Allen, Ben Lovejoy, Peter Holland, Nick Bonino, Massage Therapist James Partida.

## POSTSEASON NOTES IN PLAYOFF SECTION

### A RECORD-BREAKING SEASON:

The Anaheim Ducks won their second Pacific Division title with a 30-12-6 record for 66 points, marking their best winning percentage in club history (.688 over 2007's .671)...the 2012-13 Ducks also had the best points percentage in club history on the road with a 14-5-5 (.688) mark, also ahead of the 2007 team (.598)...the Ducks finished second in the Western Conference and third overall in the NHL, behind only Chicago and Pittsburgh...the club's third-place finish in the overall league standings was the highest in club history.

### COMEBACKS:

The Ducks rallied from deficits 15 times to win a game, including a 12-10-2 record when opponents scored first...Anaheim, Pittsburgh (11-6-0) and Chicago (10-5-4) were the first NHL teams since 2009-10 to have a record over .500 in such situations...the last team prior to 2012-13 was Bruce Boudreau's Washington Capitals (16-8-6 in 2009-10)...the Ducks lost only two games in regulation when scoring the first goal (18-2-4).

### HOME SWEET HOME:

Anaheim won 13 consecutive games at Honda Center from Jan. 26-Mar. 20, 2013, the longest home streak in franchise history...the consecutive wins matched the NHL's second-longest home win streak since 2009-10 (also Washington at 13 games in 2010-11 under

Boudreau...Detroit had an NHL-record 23-game streak in 2011-12)...Ryan Getzlaf's 9-21=30 points earned at home ranked tied for third in the NHL.

### HERE TO STAY:

On Mar. 8 and Mar. 18, 2013, Ryan Getzlaf and Corey Perry signed respective eight-year contract extensions through the 2020-21 season...Getzlaf led Anaheim in points, goals and assists (15-34=49), while ranking tied for 10th among NHL leaders in scoring and tied for eighth in assists...Getzlaf had a career-high 12-game scoring streak at Honda Center from Feb. 1-Mar. 20, 2013, scoring 7-15=22 points (+12)...Perry ranked second among team leaders with 36 points, led in PPG (5) and co-led in goals (15) and GWG (5)...his five GWG ranked tied for sixth in the NHL.

### #8:

Teemu Selanne recorded two four-point games in 2012-13, just the third and fourth time an NHL player 42 years or older accomplished the feat...Selanne scored 1-3=4 points on Feb. 9, 2013 at St. Louis (at 42 years, 326 days) and 2-2=4 points on Jan. 19, 2013 at Vancouver, joining Gordie Howe (42 years, 326 days) with 1-3=4 points for Detroit on Feb. 20, 1971 vs. Buffalo, and Tim Horton (42 years, 3 days) with 0-4=4 points for Pittsburgh on Jan. 15, 1972 vs. Philadelphia.

# 2012-13 GAME-BY-GAME



#	Date	Team	W-L-OT	Record	GF-GA	Scorers	W Goal	PP	PK	SF-SA	W-L	Gltldr.	Attend.
1	01/19/2013	@ VANCOUVER	W	01-00-00	7-3	34,44P,34,10P,51,8P,8	10	3-3	2-4	26-29	1 / 35	18910+	
2	01/21/2013	@ CALGARY	W	02-00-00	5-4	15,11,34,34,15	15	0-2	1-3	24-25	1 / 34	19289+	
3	01/25/2013	VANCOUVER	L	02-01-00	0-5		22	0-2	6-9	30-34	35 / 1	17529+	
4	01/26/2013	NASHVILLE	W**	03-01-00	3-2	9,34	10	0-4	3-3	22-21	30 / 35	17174+	
5	01/29/2013	@ SAN JOSE	O**	03-01-01	2-3	23,39	26	0-4	2-2	30-18	31 / 1	17562+	
6	02/01/2013	MINNESOTA	W	04-01-01	3-1	51,51,9P	51	1-2	1-1	31-27	30 / 32	13007	
7	02/02/2013	LOS ANGELES	W	05-01-01	7-4	13,13,15,44P,51P,13P,8	51	3-4	2-4	25-34	1 / 45	17436+	
8	02/04/2013	SAN JOSE	W	06-01-01	2-1	11,44	44	0-6	6-6	32-26	30 / 1	14324	
9	02/06/2013	@ COLORADO	W	07-01-01	3-0	44,11P,23	44	1-3	1-1	20-31	30 / 1	13776	
10	02/08/2013	@ DALLAS	L	07-02-01	1-3	13	14	0-3	3-5	21-28	32 / 1	18112	
11	02/09/2013	@ ST. LOUIS	W**	08-02-01	6-5	9,8,79,11	13	0-1	0-2	23-31	30 / 1	18835	
12	02/12/2013	@ CHICAGO	W**	09-02-01	3-2	15P,7	10	1-5	5-6	31-30	30 / 50	21188+	
13	02/15/2013	@ DETROIT	W	10-02-01	5-2	39,10,7,9,7	7	0-3	3-4	37-28	30 / 35	20066+	
14	02/16/2013	@ NASHVILLE	W**	11-02-01	3-2	39,62	10	0-2	5-5	22-34	30 / 35	17322+	
15	02/18/2013	COLUMBUS	W	12-02-01	3-2	74P,15,10P	10	2-3	3-3	29-27	1 / 72	14713	
16	02/24/2013	COLORADO	W*	13-02-01	4-3	10,8P,15P,10P	10	3-5	4-5	39-23	1 / 35	17174+	
17	02/25/2013	@ LOS ANGELES	L	13-03-01	2-5	7,11P	26	1-3	1-2	26-25	32 / 30	18118+	
18	02/27/2013	NASHVILLE	W	14-03-01	5-1	135,15,15,1P,11P	51	2-3	2-2	28-21	30 / 35	13630	
19	03/01/2013	MINNESOTA	W	15-03-01	3-2	15,8,39	39	0-1	3-3	29-33	1 / 35	15264	
20	03/02/2013	@ PHOENIX	O**	15-03-02	4-5	7,7,7,11P	15	1-3	0-0	35-37	41 / 30	15227	
21	03/04/2013	@ PHOENIX	O**	15-03-03	4-5	39,15S,10P,9	23	1-2	3-4	31-40	41 / 1	11024	
22	03/06/2013	PHOENIX	W	16-03-03	2-0	10,15	10	0-1	3-3	24-18	1 / 1	13456	
23	03/08/2013	CALGARY	W	17-03-03	4-0	34,9,44,15	34	0-0	2-2	24-29	30 / 34	15839	
24	03/10/2013	ST. LOUIS	W	18-03-03	4-2	7S,9,10P,10	10	1-7	2-3	22-31	1 / 41	17174+	
25	03/12/2013	@ MINNESOTA	W	19-03-03	2-1	62,5	5	0-3	4-5	21-31	1 / 32	18808+	
26	03/14/2013	@ DALLAS	W**	20-03-03	2-1	7	9	0-3	5-5	30-34	1 / 32	15775	
27	03/16/2013	@ ST. LOUIS	O*	20-03-04	1-2	11	25	0-2	2-3	28-21	34 / 1	19593+	
28	03/18/2013	SAN JOSE	W	21-03-04	5-3	23,74,65,15S,23	15	0-1	3-3	28-35	30 / 31	14441	
29	03/20/2013	CHICAGO	W	22-03-04	4-2	74,9,8,44	8	0-1	1-2	26-24	1 / 50	17610+	
30	03/22/2013	DETROIT	L	22-04-04	1-5	8	13	0-3	1-2	34-23	35 / 30	17174+	
31	03/24/2013	DETROIT	L	22-05-04	1-2	15P	20	1-3	4-5	34-21	35 / 1	17427+	
32	03/25/2013	SAN JOSE	L	22-06-04	3-5	65,23,10	15	0-2	5-5	27-39	31 / 30	16083	
33	03/27/2013	@ SAN JOSE	L	22-07-04	0-4		8	0-2	2-3	22-29	31 / 1	17562+	
34	03/29/2013	@ CHICAGO	W	23-07-04	2-1	10,44	44	0-1	3-4	24-26	1 / 30	22105+	
35	03/31/2013	@ COLUMBUS	O*	23-07-05	1-2	65	55	0-2	1-1	30-18	72 / 1	13185	
36	04/01/2013	@ DALLAS	W	24-07-05	4-0	9P,10,39,8	9	1-2	4-4	30-26	30 / 32	13748	
37	04/03/2013	DALLAS	W	25-07-05	5-2	18,8P,51,15,7	51	1-1	0-0	27-25	30 / 32	15165	
38	04/05/2013	DALLAS	L	25-08-05	1-3	7	24	0-4	6-6	28-25	32 / 30	16884	
39	04/07/2013	LOS ANGELES	W**	26-08-05	4-3	51,10,39P	11	1-4	1-2	22-38	30 / 45	17494+	
40	04/08/2013	EDMONTON	W	27-08-05	2-1	18,18	18	0-5	3-3	38-28	1 / 40	15148	
41	04/10/2013	COLORADO	L	27-09-05	1-4	8	92	0-3	1-2	22-28	35 / 1	14646	
42	04/13/2013	@ LOS ANGELES	L	27-10-05	1-2	15S	10	0-1	5-6	20-18	32 / 30	18473+	
43	04/17/2013	COLUMBUS	O*	27-10-06	2-3	45P,20	51	1-3	3-3	28-28	72 / 30	15074	
44	04/19/2013	@ CALGARY	L	27-11-06	1-3	10	16	0-2	3-3	33-31	34 / 1	19289+	
45	04/21/2013	@ EDMONTON	W	28-11-06	3-1	4P,51,10	51	1-5	4-4	30-28	1 / 40	16839+	
46	04/22/2013	@ EDMONTON	W	29-11-06	3-0	15P,18,45	15	1-3	3-3	28-24	30 / 35	16839+	
47	04/25/2013	@ VANCOUVER	W	30-11-06	3-1	39P,25,7S	25	1-3	3-4	30-29	1 / 1	18910+	
48	04/27/2013	PHOENIX	L	30-12-06	3-5	8,23P,9	17	1-4	2-2	46-31	1 / 30	17442+	

(\* = OVERTIME, \*\* = SHOOTOUT, + = SELLOUT)

# 2011-12 ANAHEIM DUCKS



**Front Row (L-R):** Jonas Hiller, Executive Vice President/COO Tim Ryan, Senior Vice President of Hockey Operations David McNab, Executive Vice President/General Manager Bob Murray, Owner Henry Samueli, Teemu Selanne, Ryan Getzlaf, Saku Koivu, Owner Susan Samueli, CEO Michael Schulman, Head Coach Bruce Boudreau, Dan Ellis, Jeff Deslauriers. **Second Row (L-R):** Vice President - The Rinks Art Trottier, Vice President of Human Resources Jay Scott, AAM Vice President of Operations Kevin Starkey, Director of Player Personnel Rick Paterson, Video Coordinator Joe Piscotty, Francois Beauchemin, Jason Blake, Lubomir Visnovsky, Andrew Cogliano, Assistant Coach Bob Woods, Assistant Coach Brad Lauer, Vice President of Multi-Media and Community Development Aaron Teats, Vice President of Finance/CFO Doug Heller, AAM Vice President of Finance Angela Wergechik. **Third Row (L-R):** Assistant Equipment Manager Chris Aldrich, Equipment Manager Doug Shearer, Goaltending Consultant Pete Peeters, Niklas Hagman, Bobby Ryan, Corey Perry, Toni Lydman, Sheldon Brookbank, Cam Fowler, Strength & Conditioning Coach Sean Skahan, Head Athletic Trainer Tim Clark, Assistant Athletic Trainer Rick Burrill. **Back Row (L-R):** Equipment Assistant Chris Kincaid, Kyle Palmieri, Devante Smith-Pelly, Nate Guenin, George Parros, Luca Sbisa, Nick Bonino, Matt Beleskey, Rod Pelley, Massage Therapist James Partida.

## 2011-12:

The Anaheim Ducks finished the 2011-12 season with a 34-36-12 mark for 80 points...the club had the fifth-best record in the Western Conference with 54 points (24-15-6) from Jan. 1 to the end of the season...the club went 14-6-1 in its last 21 contests played at Honda Center (.690 win percentage)...over the last 44 games overall, Anaheim went 24-14-6...from the start of 2012, Corey Perry ranked fourth in goals with 23 (PIT's Malkin had 35, TB's Stamkos had 34 and NJ's Kovalchuk had 24)...in addition, **Jonas Hiller** co-led the league in starts and appearances (41), and ranked sixth in wins (20) and GAA (2.11).

## BREAKING RECORDS

**Teemu Selanne** (41 years old) completed his 20th NHL season and 13th with the Ducks, scoring 26-40=66 points in 82 games...his 26 goals made him the second-oldest player in NHL history to have 26+ goals in a single season...Selanne joined Gordie Howe as the oldest two players to have at least 60 points in one season...in addition, Selanne's 17, 20+ goal seasons tied for the fifth-most in NHL history (many players)...his 82 games played made him the oldest player in NHL history (41 yrs, 279 days) to have appeared in all 82 games in a single season...only Nicklas Lidstrom (40 yrs, 347 days in 2010-11), Dave Andreychuk (40 yrs, 187 days in 2003-04), Mark Messier (40 yrs, 79 days in 2000-01) and Ron Francis (40 yrs, 36 days in 2002-03) appeared in all 82 games above the age 40.

## BOUDREAU TAKES THE REINS

**Bruce Boudreau** was named the eighth head coach of the Anaheim Ducks on Nov. 30...the Ducks were 27-23-8 under his leadership...he finished the 2011-12 season with a 28-111-48 record in 387 career NHL games with both Anaheim and Washington for a .651 win percentage.

## ANOTHER BIG YEAR

**Corey Perry** led the Ducks with 37 goals, leading all Western Conference players and ranking tied for sixth in the NHL...the 2010-11 Hart Trophy Winner had 15 goals in his last 32 games (post All-Star break)...Perry also ranked tied for third in the NHL in PPG (14).

## MORE SELANNE

**Teemu Selanne** surpassed Luc Robitaille on Mar. 25 vs. Boston for sole possession of fourth in all-time PPG at 248...in addition, his GWG on Mar. 14 vs. Detroit accounted for his 1,400th career point, as he became just the third European-born player to reach the milestone (Jaromir Jagr 1,653 and Stan Mikita, 1,467)...on Mar. 12, Selanne's goal moved him past childhood idol and fellow Finn Jari Kurri (1,398 career points) for sole possession of 19th in all-time points (second among active players behind Jagr)...at the close of the season, Selanne ranked 12th on the NHL's all-time goal scoring list (second among active players behind Jagr), 42nd in assists (fourth among active players) and sixth in career GWG (second among active players behind Jagr).




# 2011-12 GAME-BY-GAME



#	Date	Team	W-L-OT	Record	GF-GA	Scorers	W Goal	PP	PK	SF-SA	W-L	Gltdr.	Attend.
1	10/07/2011	@ BUFFALO (Helsinki)	L	00-01-00	1-4	34	23	0-5	2-4	30-25	30 / 1	13349	
2	10/08/2011	NY RANGERS (Stockholm)	W**	01-01-00	2-1	7	9	0-6	7-7	28-15	1 / 30	13800	
3	10/14/2011	SAN JOSE	W	02-01-00	1-0	49	0	0-2	4-4	23-31	1 / 1	17243	
4	10/16/2011	ST. LOUIS	W	03-01-00	4-2	9,23,10p,9	10	1-4	4-4	23-30	1 / 41	14555	
5	10/17/2011	@ SAN JOSE	W	04-01-00	3-2	8p,8,10	10	1-3	5-6	22-43	38 / 31	17562	
6	10/21/2011	DALLAS	L	04-02-00	1-3	10p	63	1-5	1-1	36-19	32 / 1	12919	
7	10/23/2011	PHOENIX	L	04-03-00	4-5	17,15,6,15	3	0-4	3-3	33-35	41 / 1	13240	
8	10/25/2011	@ CHICAGO	O**	04-03-01	2-3	15p,8	88	1-6	3-3	31-35	50 / 1	21247	
9	10/27/2011	@ MINNESOTA	W	05-03-01	3-2	10p,9,15p	15	2-6	3-5	16-25	1 / 32	15723	
10	10/29/2011	@ NASHVILLE	L	05-04-01	0-3		27	0-1	5-6	20-29	35 / 1	16395	
11	10/30/2011	@ COLUMBUS	L	05-05-01	1-3	9	19	0-3	2-3	20-21	1 / 38	16022	
12	11/01/2011	@ WASHINGTON	O*	05-05-02	4-5	11,8,8,10p	19	1-1	3-3	15-40	29 / 1	18506	
13	11/03/2011	@ NY RANGERS	O**	05-05-03	1-2	9	10	0-2	4-4	28-25	30 / 1	18200	
14	11/05/2011	@ DETROIT	L	05-06-03	0-5		55	0-5	3-4	22-50	35 / 1	20066	
15	11/09/2011	NASHVILLE	L	05-07-03	2-4	77,23	10	0-5	3-3	33-32	35 / 1	13529	
16	11/11/2011	VANCOUVER	W	06-07-03	4-3	11,7p,10p,74	0	2-5	4-5	21-41	1 / 1	17339	
17	11/13/2011	MINNESOTA	L	06-08-03	2-3	4,4	46	0-3	4-4	34-26	32 / 1	13803	
18	11/16/2011	@ LOS ANGELES	O**	06-08-04	1-2	8p	14	1-4	5-6	24-37	32 / 1	18118	
19	11/17/2011	LOS ANGELES	L	06-09-04	3-5	7,10p,7	11	1-4	3-4	38-36	32 / 38	15412	
20	11/20/2011	DETROIT	L	06-10-04	2-4	11,8p	23	1-5	6-6	34-30	35 / 1	17229	
21	11/23/2011	@ PHOENIX	L	06-11-04	2-4	11,10	17	0-2	7-8	21-29	41 / 1	9124	
22	11/25/2011	CHICAGO	L	06-12-04	5-6	9,7,8p,9,10	19	1-3	5-7	28-42	50 / 38	17174	
23	11/27/2011	TORONTO	L	06-13-04	2-5	23p,10	46	1-2	3-4	28-28	50 / 1	13685	
24	11/30/2011	MONTREAL	W	07-13-04	4-1	15,77p,10p,12	77	2-7	7-7	27-20	1 / 30	13237	
25	12/02/2011	PHILADELPHIA	O*	07-13-05	3-4	7p,8,4,1	28	1-3	6-9	22-47	30 / 1	15975	
26	12/04/2011	MINNESOTA	L	07-14-05	3-5	15p,11,4	25	1-3	2-3	27-36	37 / 1	14002	
27	12/06/2011	LOS ANGELES	W	08-14-05	3-2	9,10,9	9	0-2	2-2	27-39	1 / 32	14419	
28	12/08/2011	@ ST. LOUIS	L	08-15-05	2-4	9,77	74	0-2	1-1	23-24	41 / 1	18596	
29	12/10/2011	@ NASHVILLE	L	08-16-05	2-3	41,23	22	0-2	3-4	17-28	35 / 38	17113	
30	12/14/2011	PHOENIX	W	09-16-05	4-1	14,12p,12,51	12	1-4	2-3	28-20	1 / 41	13428	
31	12/16/2011	@ CHICAGO	L	09-17-05	1-4	8	81	0-3	2-3	25-24	30 / 1	21528	
32	12/17/2011	@ WINNIPEG	L	09-18-05	3-5	12,10,10p	16	1-4	1-2	36-31	50 / 38	15004	
33	12/19/2011	@ DALLAS	L	09-19-05	3-5	8p,17p,6,3	73	2-3	3-5	28-33	31 / 1	13720	
34	12/22/2011	@ LOS ANGELES	O**	09-19-06	2-3	12,17	23	0-3	4-4	22-34	32 / 1	18118	
35	12/26/2011	@ SAN JOSE	W	10-19-06	3-2	5,9,7	7	0-2	2-2	23-38	1 / 31	17562	
36	12/29/2011	VANCOUVER	L	10-20-06	2-5	9,6,3	21	0-6	1-1	32-31	35 / 1	17544	
37	12/31/2011	COLORADO	L	10-21-06	2-4	17,9	17	0-2	1-2	20-26	35 / 1	15119	
38	01/04/2012	SAN JOSE	L	10-22-06	1-3	10	78	0-4	4-4	27-36	31 / 1	14596	
39	01/06/2012	NY ISLANDERS	W	11-22-06	4-2	9,9s,15,8	15	0-2	3-3	20-21	1 / 20	13892	
40	01/08/2012	COLUMBUS	W	12-22-06	7-4	7,10,8p,11,10p,8,10	10	2-5	2-3	27-18	0 / 30	13053	
41	01/10/2012	DALLAS	W	13-22-06	5-2	11,5,11,39,11	11	0-3	3-3	26-28	43 / 32	12152	
42	01/12/2012	@ CALGARY	O*	13-22-07	0-1		19	0-1	2-2	23-19	34 / 1	19289	
43	01/13/2012	@ EDMONTON	W	14-22-07	5-0	33,8p,9,10,10p	33	2-3	2-2	28-33	1 / 35	16839	
44	01/15/2012	@ VANCOUVER	W	15-22-07	4-2	63,9,33,33p	33	1-3	2-3	34-23	1 / 1	18890	
45	01/18/2012	PHOENIX	W	16-22-07	6-2	12,23p,23,33,39,10s	23	1-1	4-4	21-27	1 / 41	12281	
46	01/21/2012	OTTAWA	W	17-22-07	2-1	10,17	17	0-3	2-2	29-32	1 / 41	15500	
47	01/22/2012	COLORADO	W	18-22-07	3-2	9s,15p,9	9	1-3	3-4	18-45	1 / 35	14004	
48	01/24/2012	@ DALLAS	L	18-23-07	0-1		33	0-2	0-0	27-16	32 / 1	1241	
49	01/31/2012	@ PHOENIX	W	19-23-07	4-1	77,7,8p	7	1-3	3-3	30-26	1 / 41	10579	
50	02/01/2012	DALLAS	L	19-24-07	2-6	39,5	14	0-4	2-3	35-26	32 / 1	12701	
51	02/03/2012	COLUMBUS	O*	19-24-08	2-3	8,8p	16	1-5	3-4	35-21	30 / 1	13358	
52	02/06/2012	CALGARY	W**	20-24-08	3-2	9,39	12	0-5	3-4	33-26	1 / 34	12096	
53	02/08/2012	CAROLINA	W*	21-24-08	3-2	63,11,10	10	0-1	2-2	34-33	1 / 30	12675	
54	02/10/2012	@ DETROIT	O**	21-24-09	1-2	16	44	0-7	6-6	30-24	31 / 1	20066	
55	02/12/2012	@ COLUMBUS	W	22-24-09	5-3	10,10p,33p,9,10p	9	3-4	3-5	35-27	1 / 1	14033	
56	02/14/2012	@ MINNESOTA	W	23-24-09	2-1	12,10	10	0-4	2-3	25-18	1 / 37	17552	
57	02/15/2012	@ PITTSBURGH	W	24-24-09	2-1	10,8	8	0-3	1-1	29-26	1 / 29	18482	
58	02/17/2012	@ NEW JERSEY	O**	24-24-10	2-3	10,21	26	0-3	1-1	38-27	30 / 1	15312	
59	02/19/2012	@ FLORIDA	W	25-24-10	2-0	8,12	8	0-2	4-4	27-31	1 / 60	15945	
60	02/21/2012	@ TAMPA BAY	L	25-25-10	2-3	11,9	16	0-2	1-2	30-16	32 / 1	18309	
61	02/23/2012	@ CAROLINA	W**	26-25-10	3-2	5,10p	11	1-5	1-2	37-32	1 / 35	16564	
62	02/26/2012	CHICAGO	W	27-25-10	3-1	72,18p	21	1-3	2-3	38-19	1 / 30	17601	
63	02/27/2012	@ COLORADO	L	27-26-10	1-4	9p	37	1-3	1-1	28-23	1 / 1	15133	
64	02/29/2012	BUFFALO	L	27-27-10	0-2		9	0-2	4-5	43-24	30 / 1	14972	
65	03/02/2012	CALGARY	W	28-27-10	3-2	9,10,15	15	0-4	4-5	38-29	1 / 37	16431	
66	03/03/2012	@ LOS ANGELES	L	28-28-10	2-4	21,77	77	0-4	2-4	31-20	32 / 1	18301	
67	03/05/2012	EDMONTON	W	29-28-10	4-2	33p,9,10,10	10	1-2	0-1	30-36	1 / 35	13596	
68	03/08/2012	@ ST. LOUIS	L	29-29-10	1-3	10	21	0-3	2-4	25-27	41 / 1	19150	
69	03/10/2012	@ DALLAS	L	29-30-10	0-2		10	0-4	4-5	21-23	32 / 1	18228	
70	03/12/2012	@ COLORADO	O*	29-30-11	2-3	23,8p	92	1-1	1-1	40-33	1 / 1	15045	
71	03/14/2012	DETROIT	W	30-30-11	4-0	8,51,9,51	8	0-2	3-3	24-23	1 / 31	16331	
72	03/16/2012	LOS ANGELES	L	30-31-11	2-4	4p,5	14	1-3	3-3	20-43	32 / 1	17367	
73	03/18/2012	NASHVILLE	L	30-32-11	1-3	77s	12	0-1	3-4	31-27	39 / 1	14978	
74	03/19/2012	@ SAN JOSE	W	31-32-11	5-3	9,23p,10,34,51	34	1-2	2-3	40-30	43 / 31	17562	
75	03/21/2012	ST. LOUIS	W	32-32-11	4-3	4p,63,77,33	33	1-4	2-2	22-38	1 / 41	14494	
76	03/25/2012	BOSTON	L	32-33-11	2-3	8p,17	12	1-3	2-2	27-25	1 / 1	17395	
77	03/28/2012	SAN JOSE	W	33-33-11	3-1	9,8,10	8	0-0	1-1	27-29	1 / 31	14780	
78	03/31/2012	@ PHOENIX	L	33-34-11	0-4		23	0-6	1-4	44-29	41 / 43	15856	
79	04/01/2012	EDMONTON	L	33-35-11	1-2	8	56	0-5	1-1	33-15	40 / 1	17266	
80	04/03/2012	@ VANCOUVER	O**	33-35-12	4-5	15,10p,14,77	23	1-3	5-5	24-39	35 / 1	18890	
81	04/05/2012	@ EDMONTON	W*	34-35-12	3-2	7,9,15	15	0-1	1-1	17-26	43 / 40	16839	
82	04/07/2012	@ CALGARY	L	34-36-12	2-5	9p,9	33	1-5	3-3	25-23	35 / 1	19289	

(\* = OVERTIME, \*\* = SHOOTOUT, + = SELLOUT)

# 2010-11 ANAHEIM DUCKS



**Front row (L-R):** Jonas Hiller, Executive Vice President/COO Tim Ryan, Senior Vice President of Hockey Operations David McNab, Executive Vice President/General Manager Bob Murray, Owner Henry Samueli, Teemu Selanne, Ryan Getzlaf, Saku Koivu, Owner Susan Samueli, CEO Michael Schulman, Head Coach Randy Carlyle, Dan Ellis, Ray Emery **Second row:** Vice President - THE RINKS Art Trottier, Vice President of Human Resources Jay Scott, AAM Vice President of Operations Kevin Starkey, Video Coordinator Joe Trotta, Goaltending Consultant Pete Peeters, Francois Beauchemin, Jason Blake, Todd Marchant, Lubomir Visnovsky, Assistant Coach Mike Foligno, Assistant Coach Dave Farrish, Vice President of Multi-Media and Community Development Aaron Teats, General Counsel Bernard Schneider, Vice President of Finance/CFO Doug Heller, AAM Vice President of Finance Angela Wergechik **Third row:** Assistant Equipment Manager Chris Aldrich, Equipment Manager Doug Shearer, Brandon McMillan, Bobby Ryan, Andreas Lilja, Corey Perry, Toni Lydman, Dan Sexton, Strength & Conditioning Coach Sean Skahan, Head Athletic Trainer Tim Clark, Assistant Athletic Trainer Rick Burrill **Back row:** Equipment Assistant Chris Kincaid, Cam Fowler, Kyle Chipchura, Brad Winchester, George Parros, Andy Sutton, Luca Sbisa, Jarkko Ruutu, Sheldon Brookbank, Massage Therapist James Partida.

## THE 2010-11 REGULAR SEASON

The Ducks finished the regular season with a record of 47-30-5 for 99 points, ranking second in the Pacific Division and fourth in the Western Conference...the club's 47 wins were tied for the second-most in franchise history (48 in 2006-07 and 47 in 2007-08).

## ANOTHER STRONG FINISH

With 20 games left, the Ducks were 32-25-5 with 69 points and ranked 11th in the Western Conference...the Ducks went 15-5-0 over the last 20 games, climbing to fourth in the West...during that stretch, **Corey Perry** led the NHL in goals and points (19-12=31 with a +12)...the Ducks also won their last two games, 10 of their last 13 (10-3-0), and went 29-13-1 over the last 43 contests.

## PERRY WINS THE HART

**Corey Perry** won the 2010-11 Hart Memorial Trophy as "the player adjudged to be the most valuable to his team"...Perry was the first player from a Southern California team to win the Hart Trophy since Hall-of-Famer Wayne Gretzky earned the honor with Los Angeles in 1989...Perry was also just the third player from a California team to win the Hart, joining Gretzky and San Jose's Joe Thornton (2006)...his 50 goals also won him the Maurice "Rocket" Richard Trophy as the league's top goal scorer...he tied for the league lead in GWG (11, also Ovechkin), finished third in points (98), and tied for fifth in PPG (14) and SHG (4)

## MORE PERRY

Perry's 50 goals were the most by a Ducks player since Teemu Selanne scored 52 during the 1997-98 season...he became the third player in franchise history to reach the 50-goal mark and the first in the Western Conference to score 50-or-more since Calgary's Jarome Iginla in 2007-08

(50)...Perry established numerous franchise records in 2010-11, including game-winning goals, third-period goals, and shorthanded goals.

## BETTER WITH AGE

**Teemu Selanne** (40 years old in 2010-11) recorded 31-49-80 points in 73 games...25 of Selanne's 31 goals came in a tied game or a one-goal contest...he was one of 15 NHL players to average over one point-per-game (eighth with 1.10)...the second-oldest player on that list was Tampa Bay's Martin St. Louis (35 yrs.) who averaged 1.21 points-per-game...Selanne ranked third in the NHL with 16 PPG and tied for eighth in overall scoring...only two players in NHL history age 40+ have recorded more points: (Gordie Howe (DET), 1968-98, 103 pts., 40 yrs, 276 days; Johnny Bucyk (BOS), 1975-76, 83 pts., 40 yrs, 234 days...on Mar. 28 vs. Colorado, he became the first player in history age 40+ to record three goals and five points (3-2=5) in a single game and the fourth-oldest player in NHL history to record a 3+ goal game (also Howe, Bucyk & Lidstrom).

## VISNOVSKY LEADS THE PACK

**Lubomir Visnovsky** led NHL defensemen in scoring (68), assists (50) and points-per-game (.84), and ranked second in goals (18).

## HILLER SHINES BEFORE SEASON CUT SHORT

**Jonas Hiller** went 26-16-5 with five shutouts, a 2.56 GAA and .924 SV% before having his season cut short due to vertigo symptoms...he made only three appearances following the All-Star break, missing a total of 27 games during the second half of the season...Hiller finished tied for fifth among NHL goaltenders in SV% (.924)...he was named to the NHL 2010-11 All-Star team, the lone goaltender to represent the Western Conference...he was the second Swiss-born player to appear in an NHL All-Star Game (also Mark Streit in 2009).

# 2010-11 GAME-BY-GAME



#	Date	Team	W-L-OT	Record	GF-GA	Scorers	W Goal	PP	PK	SF-SA	W-L Gldr.	Attend.
1	10/08/2010	@ DETROIT	L	00-01-00	0-4		93	0-1	6-6	21-43	35 / 1	20066+
2	10/09/2010	@ NASHVILLE	L	00-02-00	1-4	11	26	0-3	6-7	37-49	35 / 1	17113+
3	10/11/2010	@ ST. LOUIS	L	00-03-00	1-5	11P	10	1-4	8-9	14-53	41 / 1	19150+
4	10/13/2010	VANCOUVER	W	01-03-00	4-3	15P,8P,10,9	9	2-5	1-3	32-39	1 / 1	17174+
5	10/15/2010	ATLANTA	O**	01-03-01	4-5	10P,32,8P,15P	34	3-7	1-4	41-33	50 / 1	13123
6	10/17/2010	PHOENIX	W	02-03-01	3-2	54,32,10	10	0-3	2-2	35-38	1 / 1	13574
7	10/20/2010	@ COLUMBUS	L	02-04-01	1-3	8	61	0-5	3-3	32-22	1 / 1	9802
8	10/21/2010	@ PHILADELPHIA	W	03-04-01	3-2	17,33,15	15	0-4	5-5	22-42	31 / 35	19012
9	10/23/2010	@ DETROIT	L	03-05-01	4-5	9,20,26,8	13	0-1	2-3	25-41	35 / 31	19401
10	10/26/2010	@ DALLAS	W	04-05-01	5-2	9,9,16,8P,10	16	1-3	4-5	26-37	1 / 32	12378
11	10/29/2010	NEW JERSEY	L	04-06-01	1-2	33P	26	1-3	4-4	28-27	30 / 1	14724
12	10/30/2010	@ SAN JOSE	L	04-07-01	2-5	15P,10P	15	2-3	4-6	24-41	30 / 31	17562+
13	11/03/2010	TAMPA BAY	W*	05-07-01	3-2	8P,51,15	15	1-5	3-4	30-34	1 / 38	13034
14	11/05/2010	PITTSBURGH	W	06-07-01	3-2	9,15,11	11	0-2	3-4	19-32	1 / 29	17174+
15	11/07/2010	NASHVILLE	W	07-07-01	5-4	8,11,17,11P,23	22	1-3	4-4	37-24	1 / 39	13520
16	11/09/2010	@ SAN JOSE	W*	08-07-01	3-2	33,10,17	17	0-2	4-4	20-41	1 / 30	17562+
17	11/10/2010	NY ISLANDERS	W	09-07-01	1-0	11	11	0-2	6-6	14-27	31 / 35	14393
18	11/12/2010	DALLAS	W	10-07-01	4-2	11,15,9P,9	9	1-3	2-2	37-29	1 / 32	13831
19	11/14/2010	@ CHICAGO	O*	10-07-02	2-3	10,10	25	0-2	2-4	26-43	50 / 1	12144+
20	11/16/2010	@ DALLAS	L	10-08-02	1-2	10P	91	1-6	4-5	27-26	32 / 1	13443
21	11/17/2010	@ MINNESOTA	O*	10-08-03	1-2	8P	20	1-1	1-1	28-27	32 / 31	16890
22	11/19/2010	COLUMBUS	L	10-09-03	3-4	11P,9,5,10	22	1-4	2-3	50-29	1 / 1	13667
23	11/21/2010	EDMONTON	L	10-10-03	2-4	9P,11	83	1-5	3-3	40-25	40 / 1	14267
24	11/26/2010	CHICAGO	L	10-11-03	1-4	42P	10	1-5	2-2	27-34	50 / 1	16146
25	11/27/2010	@ PHOENIX	W	11-11-03	6-4	33,9,9,6,4,10,9	10	0-3	5-6	25-34	1 / 30	12708
26	11/29/2010	LOS ANGELES	W	12-11-03	2-0	4P,33	4	1-2	3-3	19-27	1 / 32	17174+
27	12/01/2010	FLORIDA	W	13-11-03	5-3	16,15,16,10,9	10	0-1	0-2	29-32	1 / 29	12504
28	12/03/2010	DETROIT	L	13-12-03	0-4		93	0-3	1-1	41-29	35 / 1	15173
29	12/05/2010	PHOENIX	L	13-13-03	0-3		14	0-3	5-6	26-39	30 / 1	14062
30	12/07/2010	@ EDMONTON	W**	14-13-03	3-2	11,8	4	0-3	2-3	32-36	1 / 35	16839+
31	12/08/2010	@ VANCOUVER	O**	14-13-04	4-5	10P,19,8P,4	10	2-4	5-7	20-40	1 / 1	18860+
32	12/10/2010	CALGARY	W**	15-13-04	3-2	17,42	10	0-5	5-6	25-39	1 / 35	13775
33	12/12/2010	MINNESOTA	W	16-13-04	6-2	10,15,15P,10,5,9,10P	15	2-6	3-4	36-22	1 / 32	14338
34	12/15/2010	@ WASHINGTON	W*	17-13-04	2-1	19P,15	15	1-2	2-2	24-32	1 / 1	18398+
35	12/16/2010	@ NY ISLANDERS	L	17-14-04	2-3	19P,33	26	1-5	2-3	32-29	39 / 31	7659
36	12/18/2010	@ CAROLINA	L	17-15-04	2-4	15,15P	12	1-7	1-3	45-32	30 / 1	16603
37	12/20/2010	@ BOSTON	W	18-15-04	3-0	64,17,10S	64	0-1	2-2	25-45	1 / 30	17565+
38	12/21/2010	@ BUFFALO	L	18-16-04	2-5	10P,10P	63	2-4	3-5	23-42	30 / 31	18690+
39	12/26/2010	@ LOS ANGELES	L	18-17-04	1-4	39	11	0-2	3-4	19-30	45 / 1	18313+
40	12/28/2010	@ PHOENIX	W	19-17-04	3-1	5,19,10	19	0-3	5-6	24-32	1 / 30	14032
41	12/31/2010	PHILADELPHIA	W	20-17-04	5-2	33,17,33P,17	33	1-2	2-2	27-37	1 / 35	17103
42	01/02/2011	CHICAGO	W	21-17-04	2-1	3,10	10	0-3	2-2	18-40	1 / 50	16004
43	01/05/2011	NASHVILLE	L	21-18-04	1-4	11	27	0-4	2-2	41-24	35 / 1	12216
44	01/07/2011	COLUMBUS	W	22-18-04	6-0	8P,8P,39,9,9P,6,4S	8	3-4	3-3	29-27	1 / 1	12815
45	01/09/2011	SAN JOSE	W	23-18-04	1-0	9	9	0-2	3-3	28-37	1 / 31	16172
46	01/12/2011	ST. LOUIS	W	24-18-04	7-4	9P,33,9,9,10,17P,6P,4P	10	3-4	4-5	24-34	1 / 29	12499
47	01/15/2011	@ PHOENIX	L	24-19-04	2-6	39,10P	14	1-5	5-5	28-34	30 / 1	10951
48	01/16/2011	EDMONTON	W	25-19-04	3-2	5P,8,8P	8	2-5	5-5	28-28	31 / 35	15764
49	01/18/2011	@ OTTAWA	W**	26-19-04	2-1	10	9	0-0	2-2	27-40	1 / 30	19515+
50	01/20/2011	@ TORONTO	L	26-20-04	2-5	42,64	42	0-2	2-2	28-37	35 / 1	19399+
51	01/22/2011	@ MONTREAL	W**	27-20-04	4-3	4P,9,10P	9	2-4	4-6	26-40	1 / 31	21273+
52	01/25/2011	@ COLUMBUS	W	28-20-04	3-2	8P,4P,33	33	2-3	3-5	22-37	1 / 1	11700
53	02/02/2011	SAN JOSE	L	28-21-04	3-4	19,4P,9	29	1-5	1-2	30-28	31 / 31	14486
54	02/05/2011	@ COLORADO	W	29-21-04	3-0	10P,10,10	10	1-6	3-3	29-25	31 / 31	16785
55	02/09/2011	@ VANCOUVER	W	30-21-04	4-3	33,64,9,9	9	0-2	0-1	24-38	31 / 35	18860+
56	02/11/2011	@ CALGARY	W*	31-21-04	5-4	11,11,64S,8P,4	4	1-1	3-3	30-25	31 / 34	19289+
57	02/13/2011	@ EDMONTON	W	32-21-04	4-0	8,64,9,9	8	0-4	2-2	22-12	1 / 40	16839+
58	02/16/2011	WASHINGTON	L	32-22-04	6-7	15P,8,32,10S,17,9	28	1-2	2-2	21-31	30 / 31	15579
59	02/18/2011	@ MINNESOTA	L	32-23-04	1-5	10	7	0-5	2-4	30-26	32 / 31	18967+
60	02/19/2011	@ ST. LOUIS	L	32-24-04	3-9	37,8,15	10	0-4	2-5	25-23	30 / 31	19150+
61	02/23/2011	LOS ANGELES	L	32-25-04	2-3	8,10	33	0-1	0-0	27-18	32 / 31	17174+
62	02/25/2011	MINNESOTA	O*	32-25-05	2-3	9,23	96	0-5	4-4	48-31	60 / 38	13617
63	02/27/2011	COLORADO	W	33-25-05	3-2	15,22,6P,4P	64	1-5	1-1	32-24	38 / 31	14510
64	03/02/2011	DETROIT	W*	34-25-05	2-1	33,9	9	0-4	8-9	28-29	38 / 35	15098
65	03/04/2011	DALLAS	W*	35-25-05	4-3	17,17P,8,17P	17	2-3	2-3	29-26	38 / 32	12883
66	03/06/2011	VANCOUVER	L	35-26-05	0-3		27	0-4	2-3	26-16	35 / 38	16356
67	03/09/2011	NY RANGERS	W	36-26-05	5-2	10,17,17,9,10	17	0-3	2-3	33-32	38 / 30	14251
68	03/11/2011	@ COLORADO	W	37-26-05	6-2	11,15P,10,42,9,19	10	1-4	4-4	33-26	38 / 30	16244
69	03/13/2011	PHOENIX	L	37-27-05	2-5	10,10P	28	1-5	2-2	38-31	30 / 38	14326
70	03/16/2011	ST. LOUIS	W	38-27-05	2-1	33,33	33	0-3	1-2	24-31	29 / 41	12604
71	03/19/2011	@ LOS ANGELES	W*	39-27-05	2-1	64,10	10	0-3	6-6	25-32	29 / 32	18118+
72	03/20/2011	CALGARY	W*	40-27-05	5-4	15,10P,23,8P,10	10	2-3	3-4	33-41	38 / 35	15177
73	03/23/2011	@ DALLAS	W*	41-27-05	4-3	17P,10,8,4	4	1-4	2-3	26-26	29 / 32	16021
74	03/24/2011	@ NASHVILLE	L	41-28-05	4-5	10,8P,8P,10	11	2-6	3-3	38-28	35 / 38	17113+
75	03/26/2011	@ CHICAGO	W	42-28-05	2-1	10,10	10	0-2	2-2	25-28	29 / 50	22115+
76	03/28/2011	COLORADO	W	43-28-05	5-4	8,33,8,4P,8P	8	2-4	1-2	42-35	29 / 30	14336
77	03/30/2011	@ CALGARY	W	44-28-05	4-2	9P,10P,17,10	17	2-6	6-7	22-25	29 / 34	19289+
78	04/02/2011	@ SAN JOSE	L	44-29-05	2-4	9,17P	16	1-4	0-1	22-33	31 / 29	17562+
79	04/03/2011	DALLAS	L	44-30-05	3-4	15,17,10S	63	0-3	5-6	27-31	32 / 29	16424
80	04/06/2011	SAN JOSE	W	45-30-05	6-2	10,4P,10,10P,8P,33P	10	4-6	4-4	34-38	29 / 30	15649
81	04/08/2011	LOS ANGELES	W	46-30-05	2-1	8,8	8	0-2	3-3	28-24	38 / 32	17587+
82	04/09/2011	@ LOS ANGELES	W	47-30-05	3-1	64,11P,23P	11	2-4	6-7	20-44	38 / 32	18203+

(\* = OVERTIME, \*\* = SHOOTOUT, + = SELLOUT)

# 2009-10 ANAHEIM DUCKS



**FRONT ROW (L-R):** Jonas Hiller, Executive Vice President/COO Tim Ryan, Senior Vice President of Hockey Operations David McNab, Executive Vice President/General Manager Bob Murray, Owner Henry Samueli, Saku Koivu, Scott Niedermayer, Ryan Getzlaf, Owner Susan Samueli, CEO Michael Schulman, Head Coach Randy Carlyle, Senior Vice President/CMO Bob Wagner, Curtis McElhinney **SECOND ROW:** Assistant Coach Newell Brown, Assistant Coach Dave Farrish, Vice President of Human Resources Jay Scott, Vice President of Operations Kevin Starkey, Lubomir Visnovsky, Teemu Selanne, Todd Marchant, Jason Blake, Vice President of Finance Doug Heller, Anaheim Arena Management Vice President of Finance Angela Wergechik, Goaltending Consultant Pete Peeters, Video Coordinator Joe Trotta **THIRD ROW:** Assistant Equipment Manager Chris Aldrich, Equipment Manager Doug Shearer, James Wisniewski, Sheldon Brookbank, Aaron Ward, Bobby Ryan, Matt Beleskey, Mike Brown, Dan Sexton, Strength & Conditioning Coach Sean Skahan, Head Athletic Trainer Tim Clark, Assistant Athletic Trainer Meaghan Beaudoin **BACK ROW:** Equipment Assistant Chris Kincaid, Steve Eminger, Ryan Carter, Troy Bodie, George Parros, Corey Perry, Kyle Chipchura, Joffrey Lupul, Brett Festerling, Massage Therapist James Partida.

## THE SEASON:

The Ducks finished the season with a 39-32-11 record for 89 points (11th in Western Conference), the club went 23-14-4 for 50 points in the second half of the season (41 games), which equaled the eighth-best record in the league. Anaheim also finished with points in eight of the last nine games (5-1-3) and went 9-3-3 over the last 15 contests... the Ducks concluded the 2009-10 season with a 6-0-2 record in the last eight games at Honda Center and were 17-3-3 in the last 23 contests at home.

## BY THE NUMBERS:

Right wing **Corey Perry** led the club in scoring with a career-high 27-49-76 points and was the only player to appear in all 82 regular season games for Anaheim. center **Ryan Getzlaf** led the team in assists (50) despite missing 16 games due to injury. defenseman **Scott Niedermayer**, who ranked tied for 11th in league defenseman scoring, led all Anaheim players in ice time (26:30) and paced all team blueliners in assists and points (10-38-48). right wing **Bobby Ryan** had a career-high 35 goals in 81 games, leading the team in goals and ranking second in the NHL (behind only New Jersey's Zach Parise) among U.S.-born players. right wing **Teemu Selanne** finished the season ranked tied for third in the NHL in power play goals (14) and tied for eighth in goals-per game (.50), his highest mark since 2006-07 (.59)... with 27 goals on the year (27-21-48), 2009-10 marked Selanne's 14th season with 25 goals or more. Selanne had six goals in his last five games (6-2-8), 8-9-17 points in his last 13 and 9-12-21 points in his final 18 contests. center **Saku Koivu** earned 4-7-11 points with a +6 rating in his last five games. he also had 7-11-18 points in his last 13 and 8-12-20 in 19. Koivu, who scored the game-winning goal in two of his last three games (and the shootout winner on Apr. 3 at Los Angeles), ranked tied for 10th in the NHL in game-winning goals (6). Koivu also eclipsed the 50-point mark for seventh consecutive season in 2009-10 (19-33-52). defenseman **Lubomir Visnovsky** ranked tied for fourth in goals among NHL defensemen (with San Jose's Dan Boyle)... his five goals after his acquisition by Anaheim on Mar. 3 (did not play until Mar. 6) co-lead all NHL defensemen (with Washington's Mike Green and Los Angeles' Drew Doughty).

## TAKING THE REINS:

The Ducks were 23-13-4 in their last 40 games dating back to Jan. 5, which equaled the eighth-best record in the NHL... that stretch began with Jonas Hiller starting 31 of the final 40 games, including 19 straight from Jan. 5-Mar. 24... prior to that, Hiller started 26 of the first 42 games of the season, alternating starts with J.S. Giguere (the Ducks were 16-19-7 at that point of the season)... Hiller himself was 18-11-1 (2.58 GAA, .923 SV%) in his last 32 games from Jan. 5 to the end of the season.

## 606:

After reaching the historic 600-goal plateau on Mar. 21 vs. Colorado and matching childhood idol and longtime friend Jari Kurri with 601 on Mar. 31 at Colorado, right wing **Teemu Selanne** scored two goals on Apr. 2 vs. Vancouver to grab sole possession of 17th place in all-time goals with his 602nd and 603rd goals... finishing the season with 606 career goals, Selanne became one of only 18 players in NHL history to score 600 goals and one of only three Europeans, following Jaromir Jagr (CZE) and Kurri (FIN).

## RECORD STREAK:

The Ducks had a franchise-record 11-game home winning streak from Dec. 8-Feb. 10... the 11-game winning streak at Honda Center was the second-longest in the NHL in 2009-10, behind only Washington's 14-game streak at Verizon Center.

## 2010 OLYMPICS:

Anaheim Ducks players combined for seven medals at the 2010 Olympic Winter Games, the most in the NHL (San Jose was second with five)... the seven medals also tied the most ever by an NHL team... the only other NHL teams to have as many as seven medal winners were the 1998 Pittsburgh Penguins and the 2002 Detroit Red Wings... Anaheim Ducks players combined for three gold (**Scott Niedermayer**, **Ryan Getzlaf**, **Corey Perry** for Canada), two silver (**Bobby Ryan**, **Ryan Whitney** for USA), and two bronze medals (**Saku Koivu** and **Teemu Selanne** for Finland) in Vancouver.



# 2009-10 GAME-BY-GAME



#	Date	Team	W-L-OT	Record	GF-GA	Scorers	W Goal	PP	PK	SF-SA	W-L Gldtr.	Attend.
1	10/03/2009	SAN JOSE	L	00-01-00	1-4	19P	12	1-7	5-6	25-37	20 / 1	17281*
2	10/06/2009	@ MINNESOTA	O*	00-01-01	3-4	14,24,11P	15	1-2	5-5	19-32	32 / 35	18256*
3	10/08/2009	@ BOSTON	W	01-01-01	6-1	8P,8P,10,24,9,10S	8	2-2	6-6	30-34	1 / 30	16158
4	10/10/2009	@ PHILADELPHIA	W**	02-01-01	3-2	8,8	8	0-4	5-7	33-35	1 / 29	19603*
5	10/11/2009	@ NY RANGERS	L	02-02-01	0-3		26	0-4	3-5	18-38	0 / 35	18200*
6	10/14/2009	MINNESOTA	W	03-02-01	3-2	10,10,20	20	0-4	4-4	35-34	1 / 32	15111
7	10/17/2009	ST. LOUIS	L	03-03-01	0-5		21	0-5	4-6	26-32	29 / 1	14902
8	10/21/2009	DALLAS	L	03-04-01	2-4	15,14	6	0-1	2-3	26-38	35 / 1	14503
9	10/24/2009	COLUMBUS	L	03-05-01	4-6	14,27P,14,8P	51	2-2	2-2	36-37	1 / 35	14468
10	10/26/2009	TORONTO	L	03-06-01	3-6	17,9P,10	22	1-3	5-10	28-39	50 / 1	14291
11	10/30/2009	VANCOUVER	W	04-06-01	7-2	10,16,13S,10P,9P,14	13	2-2	3-4	34-38	1 / 30	14756
12	10/31/2009	@ PHOENIX	O**	04-06-02	2-3	10P,8	17	1-7	1-2	34-32	30 / 1	6495
13	11/03/2009	PITTSBURGH	L	04-07-02	3-4	10,10,11	9	0-2	6-6	29-27	29 / 1	16128
14	11/05/2009	NASHVILLE	W	05-07-02	4-0	8P,8,22,9	8	1-5	5-5	31-40	1 / 35	14298
15	11/07/2009	PHOENIX	W	06-07-02	4-3	8P,9,10,13	13	1-6	1-2	26-30	1 / 30	15269
16	11/11/2009	@ NEW JERSEY	L	06-08-02	1-3	10	23	0-6	3-3	32-25	30 / 1	14123
17	11/13/2009	@ COLUMBUS	O**	06-08-03	2-3	9,22	20	0-5	3-4	34-29	32 / 35	15577
18	11/14/2009	@ DETROIT	L	06-09-03	4-7	10,9P,14,15P	40	2-4	3-6	23-37	35 / 1	20066*
19	11/16/2009	@ PITTSBURGH	L	06-10-03	2-5	22S,8	11	0-3	6-7	25-26	29 / 35	17052*
20	11/19/2009	TAMPA BAY	W*	07-10-03	4-3	8,15P,9P,27P	27	3-7	3-4	27-24	1 / 41	14555
21	11/21/2009	SAN JOSE	L	07-11-03	2-3	34P,19P	19	2-4	2-3	30-36	20 / 1	15066
22	11/23/2009	CALGARY	W**	08-11-03	3-2	9,15	8	0-3	4-4	31-43	35 / 34	15348
23	11/25/2009	CAROLINA	W	09-11-03	3-2	27P,17P	8	1-2	3-3	33-30	35 / 34	14766
24	11/27/2009	CHICAGO	W	10-11-03	3-0	8P,8P,4P	8	3-5	4-4	34-28	35 / 39	15068
25	11/29/2009	PHOENIX	O*	10-11-04	2-3	15P,9	19	1-3	4-4	28-26	30 / 35	13023
26	12/01/2009	LOS ANGELES	L	10-12-04	3-4	10,19P,22	15	1-4	4-5	30-42	32 / 1	14231
27	12/03/2009	@ DALLAS	L	10-13-04	1-3	11	29	0-2	3-3	27-37	35 / 35	16217
28	12/04/2009	@ MINNESOTA	O**	10-13-05	4-5	14,9P,14,9	48	1-3	2-3	22-29	32 / 1	18265*
29	12/06/2009	OTTAWA	O**	10-13-06	3-4	15,14,10	11	0-3	4-5	36-29	30 / 35	14946
30	12/08/2009	DALLAS	W*	11-13-06	4-3	14,42,42,11	11	0-1	3-4	42-22	35 / 35	13861
31	12/11/2009	@ DETROIT	O*	11-13-07	2-3	11,42	44	0-4	8-10	27-31	35 / 35	20066*
32	12/12/2009	@ COLUMBUS	W	12-13-07	3-1	42,9,10P	9	1-2	4-4	25-36	1 / 1	14461
33	12/16/2009	@ VANCOUVER	W	13-13-07	3-2	9,15,11P	11	1-4	5-5	34-30	1 / 1	18810*
34	12/17/2009	@ SAN JOSE	L	13-14-07	1-4	15P	12	1-4	4-5	21-37	20 / 35	17562*
35	12/19/2009	PHOENIX	W	14-14-07	4-2	13,28,15P,9P	15	2-7	4-4	34-41	1 / 30	15107
36	12/22/2009	@ COLORADO	W	15-14-07	4-2	27,42,15,22	15	0-3	3-3	43-17	1 / 41	12171
37	12/23/2009	@ PHOENIX	L	15-15-07	0-4		8	0-4	1-2	21-32	30 / 1	10030
38	12/26/2009	@ SAN JOSE	L	15-16-07	2-5	28,9	15	0-4	0-2	32-25	20 / 35	17562*
39	12/29/2009	MINNESOTA	W	16-16-07	4-2	9,42,9P,22S	9	1-3	3-4	32-31	1 / 37	16960
40	12/31/2009	@ DALLAS	L	16-17-07	3-5	11,13,11	21	0-2	3-4	34-42	35 / 1	18532*
41	01/02/2010	@ NASHVILLE	L	16-18-07	1-3	13	19	0-2	2-2	26-36	35 / 1	16654
42	01/03/2010	@ CHICAGO	L	16-19-07	2-5	17,17	81	0-2	2-3	24-28	31 / 35	21662*
43	01/05/2010	DETROIT	W	17-19-07	4-1	11S,39,10,28	39	0-4	4-4	35-39	1 / 35	15531
44	01/07/2010	ST. LOUIS	W	18-19-07	4-2	34,9,39,22	39	0-4	3-3	29-22	1 / 50	14248
45	01/09/2010	@ NASHVILLE	W	19-19-07	3-2	8,39,15	15	0-1	0-1	21-27	1 / 35	17113*
46	01/10/2010	@ CHICAGO	W	20-19-07	3-1	10P,118	11	1-3	3-4	12-43	1 / 31	21708*
47	01/13/2010	BOSTON	W	21-19-07	4-3	42P,39,15,7	7	1-4	2-2	32-30	1 / 40	14957
48	01/14/2010	@ LOS ANGELES	L	21-20-07	0-4		26	0-5	6-6	22-27	32 / 1	18118*
49	01/17/2010	CALGARY	W	22-20-07	5-4	42P,24,50,10,9	9	1-3	3-3	26-37	1 / 31	16153
50	01/19/2010	BUFFALO	W	23-20-07	5-4	15,24,13,9P,50	50	1-3	3-4	30-45	1 / 30	15570
51	01/21/2010	@ SAN JOSE	L	23-21-07	1-3	39	4	0-5	5-6	27-25	20 / 1	17562*
52	01/23/2010	@ ST. LOUIS	W**	24-21-07	4-3	27,9,9	34	0-3	1-1	37-21	1 / 50	19150*
53	01/26/2010	@ ATLANTA	L	24-22-07	1-2	7	61	0-4	3-4	35-34	1 / 1	12984
54	01/27/2010	@ WASHINGTON	L	24-23-07	1-5	42	26	0-2	4-5	31-49	30 / 35	18277*
55	01/29/2010	@ TAMPA BAY	W**	25-23-07	2-1	34P	34	1-2	2-2	32-31	1 / 30	15230
56	02/01/2010	@ FLORIDA	W	26-23-07	3-0	15,8P,10	15	1-3	4-4	25-33	1 / 29	10643
57	02/03/2010	DETROIT	W	27-23-07	3-1	19,28,9	28	0-2	2-3	30-47	1 / 35	15180
58	02/04/2010	@ LOS ANGELES	L	27-24-07	4-6	33S,39,20	23	0-1	0-2	22-31	32 / 1	18118*
59	02/08/2010	LOS ANGELES	W	28-24-07	4-2	8P,15,11P,10	11	2-4	4-4	33-37	1 / 32	16033
60	02/10/2010	EDMONTON	W	29-24-07	3-2	9,9P,22	22	1-7	4-4	30-39	1 / 38	14766
61	02/13/2010	@ CALGARY	L	29-25-07	1-3	50	12	0-2	2-2	27-38	34 / 1	19289*
62	02/14/2010	@ EDMONTON	W	30-25-07	7-3	11,10,27P,15P,16,15P,9P	15	4-11	4-5	46-29	1 / 38	16839*
63	03/03/2010	COLORADO	L	30-26-07	3-4	33P,8,27P	39	2-6	3-6	34-25	41 / 1	14840
64	03/06/2010	@ PHOENIX	L	30-27-07	0-4		16	0-7	3-4	32-30	30 / 1	14965
65	03/07/2010	MONTREAL	O**	30-27-08	3-4	10,17P,27	14	1-1	3-3	32-43	41 / 1	15883
66	03/09/2010	COLUMBUS	L	30-28-08	2-5	17,15	51	0-7	3-6	38-29	32 / 1	13700
67	03/12/2010	NASHVILLE	L	30-29-08	0-1		6	0-2	3-4	31-28	35 / 1	15077
68	03/14/2010	SAN JOSE	W	31-29-08	4-2	10,8,17,9	17	0-6	4-4	33-33	1 / 20	16317
69	03/17/2010	CHICAGO	W	32-29-08	4-2	9,22S,11,9	11	0-2	3-3	36-41	1 / 50	15243
70	03/19/2010	NY ISLANDERS	W*	33-29-08	5-4	39,17,33P,17,11	11	1-2	1-3	39-31	31 / 43	14665
71	03/21/2010	COLORADO	W	34-29-08	5-2	33P,39,8P,50S,15P	8	3-6	3-3	33-28	1 / 41	15528
72	03/23/2010	@ CALGARY	L	34-30-08	1-3	27	17	0-0	1-2	23-28	34 / 1	19289*
73	03/24/2010	@ VANCOUVER	L	34-31-08	1-4	11	22	0-4	1-2	31-30	30 / 1	18810*
74	03/26/2010	@ EDMONTON	W	35-31-08	3-2	16,10P,10P	10	2-4	6-7	40-36	31 / 38	16839*
75	03/29/2010	DALLAS	W	36-31-08	3-1	63P,10,28	10	1-5	2-2	46-31	31 / 32	15070
76	03/31/2010	@ COLORADO	W	37-31-08	5-2	7,11,27,8,33	27	0-1	2-3	27-29	31 / 41	13862
77	04/02/2010	VANCOUVER	O**	37-31-09	4-5	11,8P,8P,11P	38	3-8	4-4	44-30	34 / 31	16534
78	04/03/2010	@ LOS ANGELES	W**	38-31-09	2-1	11P	11	1-2	3-4	33-29	31 / 32	18118*
79	04/06/2010	LOS ANGELES	O**	38-31-10	4-5	33P,8,9,8P	11	2-3	2-3	21-40	31 / 31	16278
80	04/08/2010	@ DALLAS	O**	38-31-11	2-3	9,9P	9	1-4	3-3	19-51	35 / 1	18009
81	04/09/2010	@ ST. LOUIS	L	38-32-11	3-6	39,3,39	18	0-2	2-4	26-48	50 / 31	19150*
82	04/11/2010	EDMONTON	W	39-32-11	7-2	20,7,39,8P,20,16,28S	39	1-3	2-2	45-31	1 / 38	16392

(\* = OVERTIME, \*\* = SHOOTOUT, + = SELLOUT)

# 2008-09 ANAHEIM DUCKS



**FRONT ROW (L-R):** Jean-Sebastien Giguere, Executive Vice President/COO Tim Ryan, Senior Vice President of Hockey Operations David McNab, Executive Vice President & General Manager Bob Murray, Chris Pronger, Scott Niedermayer, Ryan Getzlaf, CEO Michael Schulman, Head Coach Randy Carlyle, Senior Vice President/CMO Bob Wagner, Jonas Hiller **SECOND ROW:** Assistant Coach Newell Brown, Assistant Coach Dave Farrish, Vice President of Human Resources Kim Kutcher, Vice President of Operations Kevin Starkey, Teemu Selanne, Rob Niedermayer, Bret Hedican, Todd Marchant, Vice President of Finance Doug Heller, Anaheim Arena Management Vice President of Finance Angela Wergechik, Goaltending Consultant Francois Allaire, Video Coordinator Joe Trotta **THIRD ROW:** Assistant Equipment Manager John Alloway, Equipment Manager Doug Shearer, Andrew Ebbett, James Wisniewski, Francois Beauchemin, Bobby Ryan, Ryan Carter, Mike Brown, Strength & Conditioning Coach Sean Skahan, Head Athletic Trainer Tim Clark, Assistant Athletic Trainer Meaghan Beaudoin **BACK ROW:** Equipment Assistant Chris Kincaid, Petteri Nokelainen, Sheldon Brookbank, Ryan Whitney, George Parros, Corey Perry, Brendan Mikkelsen, Erik Christensen, Brad Larsen, Massage Therapist James Partida.

## POSTSEASON NOTES IN PLAYOFF SECTION

### THE SEASON:

The Ducks finished the 2008-09 regular season with a record of 42-33-7 for 91 points, ranking second in the Pacific Division and eighth in the Western Conference. Anaheim went 20-18-3 at home and 22-15-4 on the road in the regular season...the Ducks qualified for the playoffs for the fourth consecutive year and seventh time in club history (1997, 1999, 2003, 2006-2009).

### THE STANDINGS CLIMB:

After 69 games, the Ducks were 32-31-6, 12th in the Western Conference standings (13th by winning percentage). Anaheim rallied to make the playoffs by posting the best record in the NHL (by points and winning percentage) over the last 13 games, going 10-2-1 (21 points, .808 win%). The Ducks joined only the 1996-97 Ottawa Senators and 2006-07 New York Rangers as teams to rally from as low as 12th place to make the playoffs with 13 games-or-less remaining in the season...the 1996-97 Senators were 12th through 69 games and finished seventh, while the 2006-07 Rangers were 12th through 72 games and finished sixth.

### STRONG FINISH:

The Ducks finished the 2008-09 regular season winning five of the last seven games (5-1-1), 10 of 13 games (10-2-1) and were 11-3-1 in the last 15 overall...the Ducks scored at least one power play goal in eight of the last nine games (13-for-35, 37.1%) and went 20-for-48 (41.7%) over the final 13...in the last five contests, the Ducks were 9-for-16 on the power play for a 56.3% success rate...in addition, the club recorded 55 goals over the last 13 games (4.2 per game), scoring at least five goals in five of those contests.

### ROAD SUCCESS:

Anaheim finished the 2008-09 regular season by recording points in a team-record nine consecutive road games (7-0-2, 16 points), besting the previous mark of eight games set earlier in the year (7-0-1; Oct. 21-Nov. 30)...the Ducks won six straight road games before losing in a shootout in the season finale on Apr. 11 at Phoenix, falling just one win shy of tying a club-record seven-game road winning streak from Nov. 28-Dec. 13, 2006...with a 22-15-4 road record, the Ducks tied a franchise record for most road wins in a single season (22-14-5, 2006-07).

### LEADING THE WAY:

Center **Ryan Getzlaf** concluded the 2008-09 campaign ranked tied for third among NHL leaders in assists, tied for sixth in scoring (25-66-91) and tied for fourth in power play assists (28)...in addition to leading the club in assists and scoring, Getzlaf broke the Ducks single-season assist record (previously Kariya, 62) on his third helper of the night as part of a four-assist effort on Apr. 4 at San Jose...with two assists (0-2-2) on Apr. 2 at Vancouver, he set a single-season career high in assists (60), one game after establishing a personal best for points in a season on Mar. 31 at Edmonton (83).

### HILLER STRONG IN NET:

Goaltender **Jonas Hiller** concluded the regular season ranked tied for seventh among NHL goaltenders in GAA (2.39) and tied for sixth in SV% (.919)...over his last 12 games, Hiller went 8-2-0 with a 2.44 GAA and .919 SV%, stopping 319-of-347 shots...prior to a 3-2 loss to San Jose on Apr. 5 at Honda Center, Hiller won seven consecutive decisions to tie Guy Hebert for the longest winning streak in franchise history (Hebert won seven straight games from Feb. 25-Mar. 22, 1995).

### THE CAPTAIN LEADS THE WAY, AGAIN:

**Scott Niedermayer** concluded the regular season ranked second among all defensemen in scoring starting Jan. 1 (9-31=40, Mike Green of WSH had 23-27=50 points)...for the season, he ranked tied for third in the NHL in scoring and assists among defensemen...Niedermayer became Anaheim's all-time goal scorer among defensemen by surpassing Oleg Tverdoksyov with his 46th goal as a Duck on Mar. 8 vs. Minnesota...Niedermayer recorded his third three-point night of the season (1-2-3) on Mar. 31 at EDM, tying a single-game career high.

### MOVING ON UP:

Right wing **Teemu Selanne** scored his 1,200th career NHL point with his overtime goal on Mar. 18 vs. Nashville...Selanne became the 45th player in NHL history to reach the milestone and only the sixth player born outside North America to reach the mark, joining Jaromir Jagr, Stan Mikita, Jari Kurri, Mats Sundin and Paul Stastny...he became the franchise's all-time games played leader with his 617th game as a Duck on Jan. 31 at Colorado...with his appearance that afternoon at Pepsi Center, Selanne surpassed former teammate Steve Rucchin for sole possession of first in all-time Ducks appearances.

# 2008-09 GAME-BY-GAME



Date	Team	W/L/OT	Record	GF-GA	Scorers	W Goal	PP	PK	SF-SA	W - L Gldtr	Attend.
10/9/2008	@ SAN JOSE	L	00-01-00	1-4	44	14	0-2	5-7	29-41	20 - 35	17496
10/12/2008	PHOENIX	L	00-02-00	2-4	20,16	91	0-4	4-5	35-24	30 - 35	17174+
10/14/2008	@ LOS ANGELES	L	00-03-00	3-6	17,22,8	25	0-5	6-9	26-23	35 - 35	14451
10/15/2008	EDMONTON	L	00-04-00	2-3	40,44	71	0-2	3-4	35-28	32 - 1	16604
10/17/2008	SAN JOSE	W	01-04-00	4-0	23,32,25P,26	23	1-7	7-7	20-38	35 - 20	17174+
10/19/2008	CAROLINA	L	01-05-00	1-3	23	17	0-4	4-4	33-24	49 - 35	16847
10/21/2008	@ TORONTO	W**	02-05-00	3-2	23,16,8X	8	0-1	4-4	21-38	35 - 31	19222
10/24/2008	@ OTTAWA	W	03-05-00	4-3	17,22,26,15P	15	1-3	5-7	32-30	1 - 31	19762
10/25/2008	@ MONTREAL	W	04-05-00	6-4	40,15,10P,14,32S,8P	32	2-3	5-6	25-51	35 - 31	21273
10/27/2008	@ COLUMBUS	W	05-05-00	3-2	15,10,8P	8	1-5	6-6	24-32	35 - 30	10494
10/29/2008	DETROIT	W*	06-05-00	5-4	8P,8P,8P,17,23	23	3-8	5-7	34-38	35 - 30	17174+
10/31/2008	VANCOUVER	O**	06-05-01	6-7	27P,8P,5,25,8P,10	2	3-9	3-5	37-29	1 - 1	16704
11/2/2008	CALGARY	W	07-05-01	3-2	15,25,20	20	0-1	5-6	37-36	35 - 34	16965
11/4/2008	@ LOS ANGELES	W*	08-05-01	1-0	25	25	0-4	6-6	27-35	35 - 31	14327
11/5/2008	ST. LOUIS	W	09-05-01	5-2	44,8P,10,15,15	10	1-1	4-5	27-32	1 - 50	16144
11/7/2008	DALLAS	L	09-06-01	2-5	7,27P	37	1-5	3-5	30-26	35 - 35	17048
11/9/2008	FLORIDA	L	09-07-01	1-3	10	10	0-4	3-4	45-26	31 - 35	16951
11/14/2008	NASHVILLE	O*	09-07-02	3-4	7,14P,15P	2	2-4	3-5	35-35	39 - 35	16485
11/16/2008	LOS ANGELES	W	10-07-02	2-0	10,3	10	0-3	5-5	26-29	1 - 31	17174+
11/19/2008	WASHINGTON	L	10-08-02	4-6	54,15,54,8P	10	1-5	5-8	32-33	60 - 35	16076
11/21/2008	@ ST. LOUIS	O*	10-08-03	2-3	14,27P	12	1-5	3-5	28-28	34 - 35	19150
11/22/2008	@ DALLAS	W**	11-08-03	2-1	10P,15X	15	1-4	7-7	24-32	1 - 35	17734
11/24/2008	COLORADO	W	12-08-03	4-1	8P,14,25,8P	14	2-3	4-4	24-30	35 - 31	16632
11/28/2008	CHICAGO	W	13-08-03	1-0	15	15	0-1	2-2	21-26	1 - 38	16994
11/30/2008	@ CAROLINA	W	14-08-03	4-1	15,8P,44,44	8	1-4	4-4	27-37	1 - 49	14191
12/1/2008	@ DETROIT	L	14-09-03	1-2	14	81	0-2	4-4	16-47	30 - 1	18862
12/3/2008	@ CHICAGO	L	14-10-03	2-4	8P,25	19	1-3	4-5	32-41	38 - 1	21574
12/7/2008	COLUMBUS	W	15-10-03	5-3	15,20,15,54,44	54	0-3	5-6	34-32	35 - 31	16914
12/10/2008	ST. LOUIS	W	16-10-03	4-2	16,14P,7,14	7	1-4	4-5	36-28	35 - 50	16058
12/11/2008	@ SAN JOSE	L	16-11-03	0-2	-	12	0-5	3-3	31-27	20 - 1	17496
12/14/2008	MINNESOTA	W	17-11-03	4-2	15,10,7,54	7	0-5	3-4	34-28	35 - 29	16577
12/16/2008	NY RANGERS	L	17-12-03	1-3	14	10	0-3	4-5	20-29	30 - 1	16921
12/19/2008	@ EDMONTON	W**	18-12-03	3-2	44S,10P,10X	10	1-8	9-10	36-53	1 - 35	16839
12/22/2008	@ VANCOUVER	L	18-13-03	3-4	54P,27P,26	22	2-5	6-8	27-26	41 - 1	18630
12/23/2008	@ CALGARY	L	18-14-03	3-4	7,15,13	10	1-1	3-4	33-32	34 - 35	19289
12/27/2008	@ DALLAS	O*	18-14-04	3-4	14,7P,7	9	1-2	4-5	22-38	35 - 35	18532
12/28/2008	@ ST. LOUIS	W	19-14-04	4-3	44,27P,5,44P	54	2-4	4-6	29-30	1 - 50	19150
12/31/2008	COLUMBUS	L	19-15-04	0-2	-	11	0-5	4-4	27-29	1 - 35	16758
1/2/2009	PHILADELPHIA	O**	19-15-05	4-5	10,44,48P,15P	18	2-4	5-6	27-32	43 - 35	17597+
1/4/2009	PHOENIX	W	20-15-05	2-0	25P,54P	25	2-4	4-4	34-29	1 - 30	16878
1/6/2009	LOS ANGELES	W	21-15-05	3-1	54P,26P,44	26	2-5	3-4	26-18	1 - 31	17174+
1/8/2009	@ LOS ANGELES	L	21-16-05	3-4	54P,54,54	24	1-6	2-3	27-26	32 - 1	18118
1/9/2009	TAMPA BAY	L	21-17-05	3-4	48P,5,25	12	1-4	2-3	32-19	31 - 1	17174+
1/11/2009	NEW JERSEY	W	22-17-05	4-3	54,26,14,14	14	0-4	1-2	34-21	35 - 35	17331+
1/14/2009	DETROIT	L	22-18-05	3-4	15,10P,5	93	1-4	3-4	28-33	30 - 35	17525+
1/16/2009	@ PITTSBURGH	L	22-19-05	1-3	15P	24	1-4	3-3	22-24	29 - 35	17005
1/17/2009	@ MINNESOTA	W	23-19-05	2-0	10P,54,10	10	1-1	4-4	34-30	1 - 32	18568
1/20/2009	@ NY RANGERS	L	23-20-05	2-4	54P,10	19	1-5	7-7	34-30	30 - 1	18200
1/21/2009	@ NY ISLANDERS	L	23-21-05	1-2	54P	54	1-5	0-1	40-14	34 - 35	11853
1/27/2009	@ PHOENIX	W	24-21-05	7-3	14,10P,14,44,32,54,10	44	1-1	4-5	37-26	1 - 30	15383
1/28/2009	CHICAGO	L	24-22-05	2-3	54P,32S	19	1-2	2-3	38-27	39 - 1	17193+
1/31/2009	@ COLORADO	W	25-22-05	4-3	16,15,27P,8	8	1-5	4-5	31-37	1 - 31	17652
2/2/2009	BUFFALO	W	26-22-05	3-2	25,14P,10P	10	2-3	2-2	37-23	1 - 40	16874
2/4/2009	@ MINNESOTA	L	26-23-05	0-3	-	15	0-5	2-3	34-25	32 - 1	18568
2/5/2009	@ NASHVILLE	L	26-24-05	2-4	10,10	10	0-2	2-2	30-34	35 - 35	14877
2/7/2009	@ CALGARY	W	27-24-05	2-1	54,10	10	0-2	4-4	25-27	35 - 1	19289
2/11/2009	CALGARY	W*	28-24-05	3-2	27P,7,27	27	1-5	4-4	40-23	35 - 34	17270+
2/15/2009	ATLANTA	L	28-25-05	4-8	8,8,54,48	17	0-3	4-6	35-43	32 - 35	17228+
2/18/2009	LOS ANGELES	L	28-26-05	3-4	8P,15P,14	11	2-6	4-6	31-26	32 - 1	17089
2/20/2009	@ DETROIT	L	28-27-05	2-5	15P,54	40	1-4	3-5	26-34	35 - 29	20066
2/21/2009	@ COLUMBUS	W	29-27-05	5-2	25P,7,10,14,54	10	1-2	6-8	13-28	35 - 1	18628
2/24/2009	@ BUFFALO	W	30-27-05	3-2	8,22S,13	13	0-3	3-4	22-36	35 - 40	18690
2/26/2009	@ BOSTON	L	30-28-05	0-6	-	48	0-3	2-4	35-27	30 - 35	17565
2/28/2009	@ DALLAS	W	31-28-05	4-3	27,48P,10,8	8	1-3	3-4	18-33	35 - 35	18171
3/3/2009	@ CHICAGO	O*	31-28-06	2-3	18,54	24	0-3	2-2	28-37	38 - 35	21619
3/6/2009	DALLAS	L	31-29-06	2-3	34,9	21	0-3	3-4	38-16	35 - 35	17380+
3/8/2009	MINNESOTA	L	31-30-06	2-3	22S,27	15	0-3	4-4	38-25	32 - 1	17300+
3/11/2009	VANCOUVER	W*	32-30-06	4-3	8,15,17,27	27	0-6	5-5	41-35	1 - 1	16967
3/15/2009	SAN JOSE	L	32-31-06	0-1	-	24	0-4	4-4	34-30	20 - 1	17511+
3/18/2009	NASHVILLE	W*	33-31-06	4-3	10,48P,9P,8P	8	3-5	1-3	31-24	35 - 35	16181
3/19/2009	@ PHOENIX	W**	34-31-06	6-2	18,17X,9	9	0-2	5-5	27-28	1 - 30	12739
3/22/2009	PHOENIX	W	35-31-06	6-2	27P,16,10,15P,15P,48P	10	4-5	4-4	30-28	1 - 30	17215+
3/24/2009	@ NASHVILLE	W**	36-31-06	7-1	18,8X	8	0-1	2-3	19-32	35 - 35	16418
3/25/2009	@ COLORADO	W	37-31-06	2-2	26,8,10,10P,48P,44,17	10	2-6	3-4	29-36	1 - 31	16279
3/27/2009	EDMONTON	L	37-32-06	3-5	15,15P,10	51	1-9	3-4	54-20	35 - 35	17257+
3/29/2009	COLORADO	W	38-32-06	4-1	10,9P,9,18	9	1-4	1-2	31-27	1 - 31	17182+
3/31/2009	@ EDMONTON	W	39-32-06	5-3	21,27P,25P,44,44P	44	3-4	4-5	25-31	1 - 35	16839
4/2/2009	@ VANCOUVER	W**	40-32-06	6-5	8P,9,9,10,8,10X	10	1-1	3-4	32-30	1 - 1	18630
4/4/2009	@ SAN JOSE	W	41-32-06	5-2	9,10,13,8,9P	13	1-1	2-3	28-30	1 - 20	17496
4/5/2009	SAN JOSE	L	41-33-06	2-3	17S,10P	14	1-2	5-7	21-26	33 - 1	17398+
4/10/2009	DALLAS	W**	42-33-06	4-3	22,27,48,8X	8	0-4	3-4	39-45	1 - 35	17531+
4/11/2009	@ PHOENIX	O**	42-33-07	4-5	26P,10P,9P,8	41	3-4	4-6	35-33	30 - 35	16438

(\* = OVERTIME \*\* = SHOOTOUT + = SELLOUT)

P = POWER PLAY GOAL S = SHORTHANDED GOAL X = SHOOTOUT GOAL

# 2007-08 ANAHEIM DUCKS



**Front Row (L-R):** J.S. Giguere, Executive Vice President/COO Tim Ryan, Senior Vice President of Hockey Operations Bob Murray, Executive Vice President & General Manager Brian Burke, Owner Henry Samueli, Rob Niedermayer, Chris Pronger, Chris Kunitz, Owner Susan Samueli, CEO Michael Schulman, Head Coach Randy Carlyle, Assistant General Manager David McNab, Jonas Hiller. **Second Row:** Assistant Coach Newell Brown, Assistant Coach Dave Farrish, Vice President of Human Resources Kim Kutcher, Vice President of Operations Kevin Starkey, Senior Vice President/CMO Bob Wagner, Teemu Selanne, Scott Niedermayer, Samuel Pahlsson, Todd Marchant, Senior Advisor to the General Manager Al Coates, Vice President of Sales & Marketing Steve Obert, Vice President of Finance Doug Heller, Anaheim Arena Management Vice President of Finance Angela Wergechik, Video Coordinator Joe Trotta. **Third Row:** Assistant Equipment Manager John Allaway, Equipment Manager Doug Shearer, Doug Weight, Mathieu Schneider, Bobby Ryan, Sean O'Donnell, Ryan Getzlaf, Corey Perry, Francois Beauchemin, Marc-Andre Bergeron, Goaltending Consultant Francois Allaire, Strength & Conditioning Coach Sean Skahan, Head Trainer Tim Clark. **Back Row:** Visiting Team Equipment Attendant Chris Kincaid, Brad May, Travis Moen, Brian Sutherby, George Parros, Todd Bertuzzi, Kent Huskins, Joe DiPenta, Ryan Carter, Massage Therapist James Partida.

## POSTSEASON NOTES IN PLAYOFF SECTION

### THE SEASON:

The Ducks completed the 2007-08 regular season with a mark of 47-27-8 record for 102 points, finishing second in the Pacific Division and fourth in the Western Conference. Anaheim eclipsed the 100-point mark for the second consecutive year, while setting new season club records for the fewest goals allowed (184) and most home wins (28). Anaheim finished the year winning eight of its last 10 (8-2-0) and 15 of the last 20 games (15-4-1). At Honda Center, the club went 12-1-0 in the last 13 games and 19-3-1 over the final 23 home contests...the club clinched a playoff berth for the third consecutive year and sixth time in franchise history on Mar. 26 vs. Los Angeles in a 2-1 shootout triumph.

### DUCKS SELL OUT THE SEASON:

The Ducks' sellout vs. Phoenix on Apr. 6 (17,269) marked the club's 40th in 40 games at Honda Center in 2007-08, a complete sellout for the regular season...it was just the second time a local NHL team (Southern California market) had sold out a full (non-lockout) regular season...the 1991-92 Los Angeles Kings were the only other such team to do so at the 16,005-seat Forum...the Ducks set franchise attendance records last season for sellouts (40), average attendance (17,195) and percent capacity (100.12%)...the Ducks broke the team record for consecutive regular season sellouts on Feb. 22 against the St. Louis Blues when they surpassed the previous record of 51 straight regular season sellouts set from Dec. 22, 1993-Oct. 20, 1995...the Ducks finished the regular season with a sellout streak of 74 games, the third-longest active regular season sellout streak among U.S.-based NHL teams (behind only Minnesota and the NY Rangers).

### LEADERS BY ADDITION:

The Ducks went 20-5-1 after the return of right wing **Teemu Selanne** on Feb. 5 against the New York Islanders at Nassau Coliseum...the Ducks also had similar success when they welcomed the return of defenseman **Scott Niedermayer** and arrival of center **Doug Weight**...the Ducks owned the best winning percentage in the NHL after Selanne's return on Feb. 5 (.788) and the best winning percentage following Niedermayer's return on Dec. 16 (.708)...below is a closer look:

### NHL STANDINGS BEGINNING FEB. 5

RK	TEAM	GP	W	L	OT	PTS	WIN %
1.	Anaheim	26	20	5	1	41	.788
2.	San Jose	30	20	7	3	43	.717
3.	Washington	29	19	7	3	41	.696
4.	Montreal	29	19	9	1	39	.672
5.	Pittsburgh	29	18	8	3	39	.672

### WINNING AT HONDA CENTER:

The Ducks finished 28-9-4 at Honda Center in 2007-08, establishing a new franchise record for home wins in the regular season...the previous team record of 26 home wins was established during the 2005-06 season (26-10-5) and matched in the 2006-07 campaign (26-6-9)...the Ducks won a franchise-record 10 consecutive games at Honda Center from Feb. 17-Mar. 26, marking the longest home winning streak in the NHL in 2007-08.

### THE TOP 10 LIST:

J.S. Giguere was one of only three goaltenders in the NHL in 2007-08 to rank among the top 10 in wins, goals-against average and save percentage...Giguere ranked second in GAA (2.12), third in SV% (.922) and tied for seventh in wins (35)...the only other two goaltenders who ranked among the top 10 in all three categories were New Jersey's Martin Brodeur and Minnesota's Niklas Backstrom.

### HILLER SHINES:

Ducks goaltender Jonas Hiller closed the regular season on a strong note...from Mar. 1 through the end of the regular season, Hiller ranked second in the NHL with a .952 SV% (stopping 217-of-228 shots) and 1.55 GAA (11 GA/426 MIN) among goaltenders that played in at least five games (Hiller was 4-3-0 in those games).

### WINNING WAYS:

Randy Carlyle (138-74-34) became Anaheim's winningest head coach in franchise history with a 2-1 victory over the New Jersey Devils on Feb. 8 at Prudential Center...Carlyle surpassed Ron Wilson's club record of 120 wins as a Ducks head coach with win No. 121 in his 223rd game behind the bench with Anaheim.

### NHL STANDINGS BEGINNING DEC. 16

RK	TEAM	GP	W	L	OT	PTS	WIN %
1.	Anaheim	48	32	12	4	68	.708
2.	Pittsburgh	51	32	13	6	70	.686
3.	San Jose	52	32	14	6	70	.673
4.	Washington	49	30	13	6	64	.673
5.	Montreal	50	31	14	5	67	.670



# 2007-08 GAME-BY-GAME




Date	Team	W/L/OT	Record	GF - GA	Scorers	W Goal	PP	PK SF	SA	W - L	Gltdr	Attnd.
09/29/07	@ LOS ANGELES (London)	L	00-01-00	1-4	54P	4	1-8	4-7	27-21	45	- 30	17551
09/30/07	vs LOS ANGELES (London)	W	01-01-00	4-1	10P,14P,10,32	14	2-4	4-4	25-23	1	- 35	17300
10/03/07	@ DETROIT	O**	01-01-01	2-3	4,15P	26	1-5	5-7	15-42	39	- 30	17610
10/05/07	@ COLUMBUS	L	01-02-01	0-4	-	61	0-7	8-11	28-37	31	- 30	17852
10/06/07	@ PITTSBURGH	L	01-03-01	4-5	14P,15,14S,10	12	1-5	4-5	23-29	29	- 1	17132
10/10/07	BOSTON	W	02-03-01	2-1	15,23	23	0-3	3-3	30-19	30	- 30	17285+
10/14/07	MINNESOTA	L	02-04-01	0-2	-	12	0-8	4-4	37-25	29	- 35	17174+
10/15/07	DETROIT	W	03-04-01	6-3	40,14P,19,26S,10P,21S	26	2-11	8-9	29-35	30	- 39	17174+
10/17/07	NASHVILLE	W	04-04-01	3-1	10,56,18	56	0-2	2-2	31-29	35	- 30	17174+
10/20/07	@ DALLAS	L	04-05-01	1-3	25P	63	1-9	2-3	21-23	35	- 35	18057
10/23/07	@ ST. LOUIS	L	04-06-01	0-4	19,28	22	0-5	3-5	16-33	34	- 35	14764
10/25/07	PHOENIX	L	04-07-01	2-1	-	12	0-6	5-5	31-21	35	- 30	17174+
10/28/07	EDMONTON	O**	04-07-02	2-3	14,10	89	0-3	4-4	32-22	32	- 35	17174+
11/01/07	COLUMBUS	W**	05-07-02	2-1	44,11X	11	0-6	5-6	34-20	35	- 30	17174+
11/03/07	@ PHOENIX	W	06-07-02	5-2	11P,10,24,15P,10	24	2-6	4-5	39-32	35	- 35	15888
11/05/07	DALLAS	L	06-08-02	0-5	-	63	0-4	1-3	19-24	35	- 35	17174+
11/07/07	PHOENIX	O*	06-08-03	5-6	14P,22,11P,18,10	19	2-5	5-7	27-29	35	- 35	17174+
11/09/07	SAN JOSE	W**	07-08-03	3-2	15,19,15X	15	0-1	5-6	26-24	35	- 20	17174+
11/13/07	LOS ANGELES	W**	08-08-03	4-3	15P,22,40P,10X	10	2-4	6-8	33-32	35	- 35	17174+
11/15/07	@ LOS ANGELES	W	09-08-03	6-3	10,10,15,24,26,44	24	0-3	4-5	32-29	35	- 37	18118
11/17/07	@ SAN JOSE	W**	10-08-03	2-1	14,10X	10	0-2	4-4	29-29	35	- 20	17496
11/21/07	@ DALLAS	L	10-09-03	1-2	10P	15	1-6	4-6	18-24	41	- 35	18584
11/23/07	PHOENIX	O**	10-09-04	3-4	15,25P,25	19	1-4	4-5	26-38	30	- 1	17174+
11/25/07	LOS ANGELES	W	11-09-04	3-2	15,15,14	14	0-4	4-5	32-25	35	- 35	17174+
11/27/07	@ VANCOUVER	L	11-10-04	0-4	-	19	0-2	8-10	26-33	1	- 35	18630
11/29/07	@ CALGARY	W	12-10-04	4-1	22,14,10P,44S	14	1-1	5-6	26-39	35	- 34	19289
11/30/07	@ EDMONTON	L	12-11-04	1-5	15	10	0-5	7-8	22-35	35	- 35	16839
12/02/07	EDMONTON	L	12-12-04	0-4	-	14	0-4	3-5	25-21	32	- 35	17174+
12/05/07	BUFFALO	W	13-12-04	4-1	19,11P,4,10P	11	2-3	4-4	33-23	35	- 30	17174+
12/07/07	@ CHICAGO	W	14-12-04	5-3	10P,14,11,15,14	15	1-6	2-3	22-42	35	- 39	17734
12/08/07	@ NASHVILLE	L	14-13-04	2-4	7,15S	20	0-4	9-10	23-33	30	- 1	13469
12/10/07	@ COLUMBUS	W*	15-13-04	4-3	10P,10P,26S,25P	25	3-6	7-9	28-35	35	- 31	11984
12/12/07	VANCOUVER	L	15-14-04	2-3	25,4	29	0-2	4-4	35-20	41	- 35	17174+
12/14/07	MINNESOTA	L	15-15-04	2-5	24,4P	25	1-2	2-6	30-19	29	- 35	17174+
12/16/07	SAN JOSE	O**	15-15-05	1-2	54	19	0-4	8-8	31-37	20	- 35	17174+
12/18/07	@ SAN JOSE	W	16-15-05	2-0	10,54P	10	1-5	5-5	16-20	35	- 20	17197
12/19/07	COLORADO	W*	17-15-05	2-1	25,11	11	0-2	1-1	38-12	1	- 31	17174+
12/22/07	@ SAN JOSE	W	18-15-05	5-2	25,10P,14,4,21	14	1-4	4-5	24-29	35	- 20	17496
12/27/07	@ EDMONTON	W	19-15-05	2-1	10,39	39	0-3	3-3	23-16	35	- 32	16839
12/29/07	@ CALGARY	L	19-16-05	3-5	4P,16,27P	12	2-4	5-6	32-35	34	- 35	19289
12/30/07	@ VANCOUVER	L	19-17-05	1-2	15	24	0-2	2-3	22-22	1	- 1	18630
01/02/08	COLUMBUS	W	20-17-05	2-1	15,25P	25	1-5	5-5	34-27	35	- 31	17174+
01/04/08	CHICAGO	W	21-17-05	2-1	10,14P	14	1-7	4-4	32-21	1	- 39	17174+
01/05/08	@ PHOENIX	O**	21-17-06	2-3	15,39	88	0-3	3-4	31-34	30	- 35	16159
01/07/08	NASHVILLE	W	22-17-06	5-2	32,14,25P,10P,15	25	2-3	2-4	37-22	35	- 39	17174+
01/09/08	TORONTO	W	23-17-06	5-0	4,10,12,39P,14P	4	2-4	6-6	24-28	35	- 35	17174+
01/13/08	SAN JOSE	W*	24-17-06	4-3	4,10,39,23	23	0-5	2-3	29-29	35	- 1	17174+
01/15/08	DALLAS	W	25-17-06	4-2	27,22,15P,4P	15	2-5	3-3	36-24	35	- 35	17174+
01/17/08	@ NASHVILLE	W	26-17-06	2-1	12P,10	10	1-7	6-7	16-34	35	- 30	14193
01/18/08	@ MINNESOTA	W	27-17-06	4-2	4,10,25P,4	25	1-4	2-2	27-27	1	- 29	18568
01/20/08	@ DALLAS	L	27-18-06	2-5	11P,15	15	1-5	4-5	20-27	35	- 35	18461
01/23/08	DETROIT	L	27-19-06	1-2	25P	51	1-5	5-6	25-33	39	- 35	17355+
01/24/08	@ LOS ANGELES	L	27-20-06	1-3	44	7	0-5	5-6	32-31	35	- 35	18118
01/30/08	@ MINNESOTA	L	27-21-06	1-5	10	10	0-4	4-4	21-23	32	- 35	18568
02/01/08	@ ST. LOUIS	O**	27-21-07	0-1	-	10	0-4	3-3	30-20	34	- 35	19150
02/02/08	@ PHILADELPHIA	L	27-22-07	0-3	-	22	0-3	2-3	27-25	43	- 1	19822
02/05/08	@ NY ISLANDERS	W	28-22-07	3-0	27P,22,39	27	1-6	1-1	26-25	35	- 39	9649
02/07/08	@ NY RANGERS	W	29-22-07	4-1	11,10,14P,4	10	1-2	4-4	19-33	35	- 30	18200
02/08/08	@ NEW JERSEY	W	30-22-07	2-1	52,52	52	0-2	5-5	24-35	1	- 30	15332
02/10/08	@ DETROIT	W	31-22-07	3-2	52,11,40	40	0-2	6-8	19-29	35	- 30	20066
02/12/08	@ COLORADO	W	32-22-07	2-1	8P,26	26	1-3	4-4	29-33	35	- 60	16257
02/15/08	DALLAS	L	32-23-07	2-4	14,14	3	0-4	3-6	22-21	35	- 35	17323+
02/17/08	CALGARY	W	33-23-07	4-2	15,52,27P,25P	27	2-6	2-3	36-25	35	- 34	17174+
02/20/08	COLORADO	W**	34-23-07	3-2	8P,44,10X	10	1-6	4-4	22-28	35	- 31	17174+
02/22/08	ST. LOUIS	W*	35-23-07	2-1	8,26	26	0-3	4-4	29-17	35	- 34	17174+
02/24/08	CHICAGO	W	36-23-07	6-3	8P,15,8P,40,8,14	40	2-9	6-6	28-32	1	- 40	17174+
02/29/08	CALGARY	W	37-23-07	3-1	11,27P,8P	27	2-7	4-5	25-23	35	- 34	17174+
03/03/08	OTTAWA	W	38-23-07	3-1	4,10P,27P	10	2-6	4-4	31-25	35	- 29	17174+
03/05/08	@ CHICAGO	L	38-24-07	0-1	-	52	0-3	7-9	19-28	50	- 35	16666
03/06/08	@ COLORADO	L	38-25-07	0-3	-	8	0-3	6-6	27-30	60	- 1	18007
03/09/08	MONTREAL	W	39-25-07	3-1	22,14,26S	14	0-8	4-4	37-21	35	- 31	17174+
03/11/08	@ PHOENIX	O**	39-25-08	2-3	22,15	17	0-3	3-4	37-39	30	- 35	14683
03/12/08	VANCOUVER	W	40-25-08	4-1	22,32S,44,39P	32	1-4	5-6	31-31	1	- 1	17174+
03/15/08	ST. LOUIS	W	41-25-08	5-2	11,8P,44,44,15	44	1-5	1-1	33-40	35	- 34	17174+
03/19/08	@ DALLAS	L	42-25-08	1-2	27P,4P	4	2-5	7-7	17-21	35	- 35	18584
03/21/08	@ SAN JOSE	L	42-26-08	1-1	22	27	0-2	6-7	13-43	20	- 1	17496
03/22/08	@ PHOENIX	W	43-26-08	2-1	8,8P	8	1-6	4-5	15-31	1	- 30	17645
03/26/08	LOS ANGELES	W**	44-26-08	2-1	54P,11X	11	1-5	1-2	40-32	1	- 31	17331+
03/28/08	SAN JOSE	L	44-27-08	1-3	27P	27	1-3	2-3	24-27	33	- 1	17334+
03/30/08	DALLAS	W**	45-27-08	3-2	11P,11,14X	14	1-7	5-5	32-25	35	- 35	17174+
04/05/08	@ LOS ANGELES	W	46-27-08	4-3	33,8,15,8	8	0-2	3-3	26-31	35	- 39	18118
04/06/08	PHOENIX	W**	47-27-08	3-2	14,54,15X	15	0-0	1-2	43-34	1	- 30	17269+

(\* = OVERTIME \*\* = SHOOTOUT + S = SELLOUT)  
P = POWER PLAY GOAL S = SHORTHANDED GOAL X = SHOOTOUT GOAL

# 2006-07 ANAHEIM DUCKS

## 2007 STANLEY CUP CHAMPIONS



**FRONT ROW (L-R):** J.S. Giguere, Assistant General Manager David McNab, Vice President/COO Tim Ryan, Senior Vice President of Hockey Operations Bob Murray, Executive Vice President & General Manager Brian Burke, Owner Henry Samueli, Chris Pronger, Scott Niedermayer, Rob Niedermayer, Owner Susan Samueli, CEO Michael Schulman, Head Coach Randy Carlyle, Senior Vice President/CMO Bob Wagner, Ilya Bryzgalov and Sebastien Caron. **SECOND ROW:** Trainer Rick Burrill, Assistant Coach Dave Farrish, Vice President of Finance Doug Heller, Vice President of Human Resources Kim Kutcher, Senior Vice President/General Manager of Honda Center Mike O'Donnell, Chris Kunitz, Andy McDonald, Teemu Selanne, Samuel Pahlsson, Todd Marchant, Ryan Shannon, Senior Advisor to the General Manager Al Coates, Vice President of Sales & Marketing Steve Obert, Assistant Coach Newell Brown and Video Coordinator Joe Trotta. **THIRD ROW:** Assistant Equipment Manager John Allaway, Equipment Manager Mark O'Neill, Mark Hartigan, Francois Beauchemin, Travis Moen, Corey Perry, Sean O'Donnell, Ryan Getzlaf, Brad May, Goaltending Consultant Francois Allaire, Director of Professional Scouting Rick Paterson, Strength & Conditioning Coach Sean Skahan and Head Trainer Tim Clark. **BACK ROW:** Visiting Team Equipment Attendant Chris Kincaid, Aaron Rome, Shawn Thornton, Kent Huskins, Joe DiPenta, Dustin Penner, George Parros, Ric Jackman, Drew Miller, Ryan Carter, Joe Motzko and Massage Therapist James Partida.

### PACIFIC DIVISION CHAMPIONS:

The Ducks finished the season with a record of 48-20-14 for 110 points, winning their first Pacific Division Title (finished second in Western Conference). Anaheim's OT win vs. Dallas on Mar. 23 clinched a playoff berth, marking the first time in team history the club qualified for the playoffs in consecutive seasons (fifth playoff appearance overall)...the Ducks took over sole possession of first place in the Pacific Division on Oct. 27 and spent the final 72 games and 163 days atop of the Pacific Division...they clinched the division title on Apr. 7 with Vancouver's 4-3 OT win vs. SJ, then finished the season later that evening with a 4-3 win @ Columbus...below is a look at the Ducks' finish within its division in each of their 13 seasons in the NHL:

#### SEASON

1993-94  
1994-95  
1995-96  
1996-97  
1997-98  
1998-99  
1999-00  
2000-01  
2001-02  
2002-03  
2003-04  
2005-06

#### 2006-07

#### DIVISION WINNER

Calgary Flames  
Calgary Flames  
Colorado Avalanche  
Colorado Avalanche  
Colorado Avalanche  
Dallas Stars  
Dallas Stars  
Dallas Stars  
San Jose Sharks  
Dallas Stars  
San Jose Sharks  
Dallas Stars

#### Anaheim Ducks

#### DUCKS FINISHED

Fourth (six-team division)  
Sixth (six-team division)  
Fourth (seven-team division)  
Second (seven-team division)  
Sixth (seven-team division)  
Third (five-team division)\*  
Fifth (five-team division)  
Fifth (five-team division)  
Fifth (five-team division)  
Second (five-team division)  
Fourth (five-team division)  
Third (five-team division)

#### First (five-team division)

\*The Pacific Division was realigned to today's format prior to the 1998-99 season

### RECORD-BREAKING SEASON:

After breaking nearly all major club records in 2005-2006, the Ducks followed suit with another record-breaking season...With a 48-20-14 record, the Ducks set new franchise records for wins (48) and standings points (110), reaching the 100-point mark for the first time in club history...Anaheim also set new club highs in goals (254 - does not include goals awarded for shoot-out wins), PP goals (89) and PP% (22.4%, 89-for-398).

### STRONG FINISH:

The Ducks closed out the season earning standings points in six straight (4-0-2) and 17 of their last 20 games (13-3-4)...the club earned points in 12 of their last 13 home contests (8-1-4)...in addition, Anaheim recorded points in the last five consecutive (4-0-1) and seven of their last nine road games (5-2-2)...the Ducks recorded points in 62 of 82 games (110 of a possible 164).

# 2006-07 ANAHEIM DUCKS



## HOT TICKET IN TOWN:

The Ducks finished the regular season having sold out 22 consecutive home contests (longest streak since 1998) and 24 of the last 25...the club recorded 25 total sellouts on the season, 13 more than it had in 2005-2006...the 25 sellouts matches the most since the 1997-98 season...the Ducks averaged 16,377 fans per game, an 8.2% increase over last year (15,131)...the club's average attendance and percent capacity (95.4%) were also the highest since the 1997-98 season.

## WEST COAST WINNERS:

The Ducks recorded 106 points with their win Mar. 31 @ STL, breaking Los Angeles' 32-year record for most points by a West Coast team in NHL history...below is a look at the top nine West Coast teams in NHL history to eclipse 100 points:

### TOP POINTS IN NHL HISTORY BY WEST COAST TEAMS

Team	Year	GP	Pts
<b>Anaheim</b>	<b>2006-07</b>	<b>82</b>	<b>110 (48-20-14)</b>
San Jose	2006-07	82	107 (51-26-5)
Los Angeles	1974-75	80	105 (42-17-21)
San Jose	2003-04	82	104 (43-21-18)
Vancouver	2002-03	82	104 (45-23-14)
Vancouver	2006-07	82	105 (49-26-7)
Los Angeles	1990-91	80	102 (46-25-10)
Vancouver	2003-04	82	101 (43-24-15)
Vancouver	1992-93	84	101 (46-29-9)

\*The California/Oakland Seals' best finish was in 1968-69 with 69 points

## TOUGH TO BEAT:

Anaheim netminder **J.S. Giguere** finished the season with a record of 36-10-8...his GAA (2.26) was his lowest since the 2001-02 season (2.13) and his SV% (.918) was his best since 2002-03 (.920)...in 28 home starts, Giguere posted a 21-2-5 record with a 2.17 GAA (60 GA/1,660 min.) and .917 SV% (659-of-719 shots), having earned the Ducks points in 26 of those games...for the season, he ranked 10th in the NHL in wins, 5th in GAA and T-7th in SV%...in addition, with a win March 29 @ CBJ, Giguere broke his previous career-high and established a new franchise record



for wins in a season (previous mark was 34 wins, set in 2002-03).

## BETTER WITH AGE:

With a goal March 29 @ CBJ, **Teemu Selanne** became the oldest player in NHL history to score 45-plus goals in one season (finished with 48)...Selanne was born on July 3, 1970...Selanne was also the first player in NHL history age 35-or-older to record consecutive 40+ goal seasons (had 40 in 2005-06)...it marked the 7th time in his career he hit the 40 goal plateau, the most among active NHL players...among league leaders, Selanne finished 3rd in the NHL (1st in the Western Conference) in goals and T-11th in the NHL in points (94)...he finished 1st in the NHL in power play goals (25) and T-1st in game-winning goals (10), which include two overtime winners.

## SPECIAL TEAMS TOP THE CHARTS:

The Ducks were the only team in the NHL this season to have a top-5 ranking in both power play and penalty killing percentage...the Ducks set a new club record for highest PP% in one season, finishing third in the NHL with a 22.4% success rate (89-for-398)...Anaheim finished fourth overall in PK%, killing 349-of-410 penalties on the campaign (85.1%)...the Ducks killed the last 22 consecutive opponent power play to end the season, going back to Mar. 28 @ CHI (did not allow a PP goal in the last five games).

## LIGHTING THE LAMP:

The Ducks scored three-or-more goals in 54 of 82 contests in 2006-2007...during the final stretch, the Ducks scored three-or-more goals in 10 of their last 14 and 15 of their last 20 contests...Anaheim recorded 258 team goals, T-3rd in the Western Conference.

## CLAMPING DOWN:

The Ducks were especially tough to score against during the third period in 2006-2007...Anaheim allowed only 64 goals in the final period of regulation, the second-least in the NHL...below is a look at the top five teams in the NHL who allowed the least amount of goals in the third period:

Team	Goals Allowed
Minnesota	55
<b>Anaheim</b>	<b>64</b>
Dallas	64
Detroit	64
New Jersey	67



# 2006-07 ANAHEIM DUCKS

## NORRIS FINALISTS:

Ducks defensemen **Scott Niedermayer** and **Chris Pronger** were both Norris Trophy finalists... Niedermayer (15-54=69) and Pronger (13-46=59) both finished the season with 50-plus points, marking the first time in club history two defensemen hit that plateau (prior to the 2006-07 season, no pair of Ducks defensemen had each recorded 40-or-more points):

- Captain Scott Niedermayer led all NHL defensemen in scoring, becoming the first Anaheim blue-liner to do so...he was also tied for first in assists among defensemen.
- Despite missing 16 games due to injury, defenseman Chris Pronger finished the season tied for sixth in points, sixth in assists among NHL defensemen and fourth overall in avg. TOI...Pronger led the Ducks in plus/minus...in addition, he ranked first in points-per-game (.89) among NHL defensemen.



## IRONMAN:

**Samuel Pahlsson** became the Ducks' all-time Ironman with 275 consecutive games played... on Jan. 9 @ NSH, he passed Oleg Tverdovsky to move into first place on the Ducks' all-time consecutive games played list...Pahlsson played in all 82 games in each of the last three seasons and has not missed a game since being a healthy scratch on Feb. 5, 2003 @ Edmonton... in addition, Pahlsson is currently 7th in the NHL on the active games played list...Andy McDonald is now in 2nd place on the Ducks all-time consecutive games played list, having played in 243 consecutive games...below is a list of most consecutive games played list in Ducks history and the longest "Iron Man" streaks NHL:



## DUCKS

Player	Consecutive Games Played
Samuel Pahlsson	275
Andy McDonald	243
Oleg Tverdovsky	237
Paul Kariya	195
Steve Rucchin	185

## NHL (ACTIVE)

Player	Consecutive Games Played
Brendan Morrison, VAN	512
Cory Sarich, TB	388
Andrew Brunette, COL	371
Olli Jokinen, FLA	294
Jay Pandolfo, NJ	283
Brad Richards, TB	283
Samuel Pahlsson, ANA	275



# 2006-07 GAME-BY-GAME



#	Date	Team	W/L/OT	Record	GF- GA	Scorers	W Goal	PP	PK	SF	- SAW	- L	Gldr	Attend.
1	10/06/2006	LOS ANGELES	W	01-00-00	4-3	10,19,15,14P	14	1-5	6-7	32-44	35 - 39		17174	
2	10/07/2006	@ PHOENIX	W	02-00-00	2-1	8P,17P	17	2-5	5-6	25-35	30 - 31		15897	
3	10/09/2006	ST. LOUIS	W	03-00-00	2-0	14P,14P	14	2-6	5-5	34-34	35 - 1		13938	
4	10/11/2006	NY ISLANDERS	O**	03-00-01	4-5	26,26,25P,10P	16	2-6	2-3	50-24	1 - 35		12394	
5	10/15/2006	DALLAS	O**	03-00-02	3-4	22S,27,19	36	0-4	8-10	39-35	35 - 35		15269	
6	10/18/2006	DETROIT	W	04-00-02	4-1	15P,37P,14P,10	37	3-10	7-7	31-22	35 - 39		14767	
7	10/20/2006	MINNESOTA	W	05-00-02	2-1	27,21	21	0-4	5-5	29-28	35 - 35		13430	
8	10/22/2006	@ LOS ANGELES	W**	06-00-02	3-2	38,17,15X	15	0-1	2-2	21-31	35 - 31		18118	
9	10/25/2006	EDMONTON	W	07-00-02	6-2	32,27,15,38,15,32	15	0-2	4-5	20-31	35 - 35		13537	
10	10/27/2006	@ MINNESOTA	O**	07-00-03	2-3	19,14	9	0-4	9-9	34-33	35 - 35		18568	
11	10/28/2006	@ CHICAGO	W	08-00-03	3-0	17,19P,44	17	1-7	3-3	22-14	30 - 31		13580	
12	10/30/2006	@ ST. LOUIS	W**	09-00-03	6-5	32,23,22,27P,17P,15X	15	2-3	7-9	33-24	35 - 1		8629	
13	11/01/2006	NY RANGERS	O*	09-00-04	3-4	8,25,15	68	0-6	7-9	33-34	80 - 35		14350	
14	11/03/2006	PHOENIX	W	10-00-04	6-2	14P,17,8P,21,19,25P	8	3-7	5-5	35-27	30 - 31		14833	
15	11/06/2006	PITTSBURGH	W*	11-00-04	3-2	14,10P,8P	8	2-9	2-2	40-17	35 - 41		16599	
16	11/09/2006	@ VANCOUVER	W	12-00-04	6-0	37,14,26,15,22,15	37	0-7	5-5	27-20	35 - 1		18630	
17	11/10/2006	@ CALGARY	L	12-01-04	0-3	-	22	0-5	2-2	37-18	34 - 30		19289	
18	11/12/2006	MINNESOTA	W	13-01-04	3-2	17,10,27P	27	1-5	0-0	38-26	35 - 32		16306	
19	11/15/2006	PHILADELPHIA	L	13-02-04	4-7	14,26,17P,19P	12	2-6	2-5	41-16	42 - 35		15379	
20	11/17/2006	CHICAGO	O**	13-02-05	3-4	23,8P,14P	15	2-11	3-3	45-24	39 - 30		16526	
21	11/19/2006	PHOENIX	W	14-02-05	6-4	19P,19,14P,14,14,44	14	2-5	1-4	30-28	35 - 31		16394	
22	11/21/2006	SAN JOSE	W	15-02-05	5-0	25,15P,8,23P,8	25	2-5	3-3	44-23	35 - 20		15013	
23	11/22/2006	@ COLORADO	O**	15-02-06	2-3	8P,17	19	1-4	4-4	32-43	60 - 35		17104	
24	11/24/2006	NEW JERSEY	W	16-02-06	4-2	17,26,22S,22	22	0-6	5-6	37-25	35 - 30		16599	
25	11/26/2006	CALGARY	W	17-02-06	5-3	26,8P,15P,8,22	8	2-6	3-4	39-22	31 - 29		17174	
26	11/28/2006	@ EDMONTON	W*	18-02-06	3-2	8P,14,15	15	1-3	4-4	26-22	35 - 35		16839	
27	11/30/2006	@ VANCOUVER	W	19-02-06	2-1	19,15P	15	1-7	2-2	30-24	35 - 1		18630	
28	12/02/2006	@ LOS ANGELES	W	20-02-06	4-3	32,8P,44,8P	8	2-6	5-7	29-41	35 - 39		16141	
29	12/03/2006	LOS ANGELES	L	20-03-06	2-3	15P,22	24	1-3	7-8	29-41	39 - 35		17174	
30	12/06/2006	NASHVILLE	W	21-03-06	4-0	8,15P,8P,14P	8	2-5	6-6	32-21	35 - 30		15362	
31	12/08/2006	@ WASHINGTON	W	22-03-06	6-1	45,22S,17,8,19,10	22	0-3	6-7	34-27	35 - 37		12269	
32	12/09/2006	@ TAMPA BAY	W	23-03-06	4-3	17,17P,8,14	14	1-2	5-5	25-27	35 - 30		18719	
33	12/12/2006	@ FLORIDA	W	24-03-06	5-4	10,15,23,25P,25	25	1-4	4-4	36-31	35 - 35		13140	
34	12/13/2006	@ ATLANTA	W	25-03-06	2-1	8P,8	8	1-5	6-7	32-35	35 - 32		16028	
35	12/16/2006	@ SAN JOSE	L	25-04-06	3-4	15P,10,17P	19	2-7	4-6	35-29	20 - 35		17496	
36	12/18/2006	CALGARY	W	26-04-06	4-1	19,26,17,10P	26	1-3	5-5	41-28	35 - 34		17174	
37	12/20/2006	DALLAS	W	27-04-06	4-1	25,10,10,27P	10	1-4	3-3	27-27	35 - 35		17174	
38	12/23/2006	@ PHOENIX	L	27-05-06	0-2	-	19	0-3	4-4	29-32	32 - 35		14843	
39	12/26/2006	@ SAN JOSE	W	28-05-06	4-3	39,14,17,10	10	0-4	5-6	30-21	31 - 20		17496	
40	12/29/2006	@ CAROLINA	L	28-06-06	2-4	8,8P	11	1-6	3-6	27-27	30 - 31		18790	
41	12/31/2006	@ MINNESOTA	L	28-07-06	3-4	8,27P,8P	21	2-7	7-10	30-29	35 - 31		18568	
42	01/02/2007	@ DETROIT	L	28-08-06	1-2	15P	40	1-5	4-5	22-30	39 - 30		20066	
43	01/05/2007	COLUMBUS	L	28-09-06	3-4	19P,32,8	27	1-7	7-7	36-33	30 - 30		17405	
44	01/07/2007	DETROIT	W	29-09-06	4-2	32,43,15,44	15	0-2	5-7	27-35	30 - 39		17418	
45	01/09/2007	@ NASHVILLE	O*	29-09-07	4-5	14,17P,15P,8	26	2-5	5-5	31-24	29 - 30		11821	
46	01/11/2007	@ DALLAS	W	30-09-07	5-1	8P,8P,27P,33,8	8	3-7	3-3	24-18	30 - 35		18532	
47	01/13/2007	COLORADO	O**	30-09-08	2-3	46,15	23	0-4	2-2	40-17	31 - 30		17174	
48	01/16/2007	ST. LOUIS	L	30-10-08	2-6	10,8P	39	1-6	3-4	32-20	1 - 30		17174	
49	01/18/2007	@ EDMONTON	L	30-11-08	1-4	8	20	0-3	5-5	24-20	35 - 30		16839	
50	01/19/2007	@ CALGARY	L	30-12-08	2-3	27P,27	11	1-4	5-6	24-22	34 - 30		19289	
51	01/28/2007	DALLAS	W	31-12-08	4-1	19,17,19,8P	17	1-7	4-5	28-31	35 - 35		17331	
52	01/31/2007	PHOENIX	W	32-12-08	2-1	32,19P	19	1-3	3-3	40-25	35 - 31		17174	
53	02/03/2007	@ NASHVILLE	L	32-13-08	0-3	-	2	0-4	6-8	36-20	29 - 35		17113	
54	02/06/2007	@ SAN JOSE	W	33-13-08	7-4	32,26,19,44,17,32,15S	17	0-1	3-5	31-38	35 - 35		17496	
55	02/07/2007	SAN JOSE	L	33-14-08	2-3	8,45	9	0-5	4-5	22-29	35 - 30		17466	
56	02/10/2007	@ DALLAS	L	33-15-08	0-1	-	36	0-6	5-6	32-21	41 - 35		17793	
57	02/13/2007	@ COLORADO	L	33-16-08	0-2	-	23	0-5	4-5	39-29	31 - 35		17512	
58	02/15/2007	@ PHOENIX	W**	34-16-08	5-4	8,25P,17,25P,8P	8	3-5	6-6	40-26	35 - 31		15038	
59	02/17/2007	@ LOS ANGELES	W**	35-16-08	3-2	8P,14,10X	10	1-5	4-5	34-32	35 - 31		18118	
60	02/18/2007	LOS ANGELES	O**	35-16-09	3-4	14,8P,15P	17	2-7	5-7	42-24	1 - 35		17363	
61	02/20/2007	VANCOUVER	O*	35-16-10	2-3	47,14P	22	1-4	2-4	40-31	35 - 35		17467	
62	02/23/2007	@ DALLAS	L	35-17-10	1-4	10	50	0-5	4-4	25-21	41 - 35		17634	
63	02/25/2007	COLORADO	W	36-17-10	5-3	19,19P,8,27,25P	27	2-7	3-5	41-26	35 - 60		17174	
64	02/26/2007	@ SAN JOSE	W	37-17-10	3-2	17,17,8	8	0-1	4-5	19-42	30 - 20		17496	
65	03/01/2007	@ LOS ANGELES	O*	37-17-11	3-4	17P,27P,19	13	2-4	5-6	30-21	1 - 30		17620	
66	03/02/2007	SAN JOSE	W	38-17-11	3-1	17P,14,25P	14	2-5	6-6	25-31	35 - 20		17174	
67	03/04/2007	NASHVILLE	W**	39-17-11	3-2	8,17,8X	8	0-5	2-2	35-14	35 - 29		17174	
68	03/07/2007	PHOENIX	W	40-17-11	2-1	5P,33	33	1-3	4-4	26-25	35 - 32		17174	
69	03/09/2007	EDMONTON	W	41-17-11	5-1	15P,10,15,17P,19	10	2-5	1-1	32-29	30 - 35		17174	
70	03/11/2007	VANCOUVER	W	42-17-11	4-2	8P,19,19,8P	19	2-7	7-7	24-26	35 - 1		17174	
71	03/14/2007	COLUMBUS	O**	42-17-12	4-5	10,23,23,14	9	0-5	6-7	38-27	30 - 35		17174	
72	03/16/2007	CHICAGO	W	43-17-12	5-2	8,10P,8P,19,19P	8	3-7	6-8	26-33	30 - 39		17174	
73	03/18/2007	LOS ANGELES	L	43-18-12	3-5	32,17,8	12	0-4	2-4	27-29	31 - 35		17174	
74	03/22/2007	@ PHOENIX	L	43-19-12	1-2	31	21	0-4	5-5	23-21	31 - 30		15593	
75	03/23/2007	DALLAS	W*	44-19-12	3-2	14P,14P,27	27	2-3	3-4	35-36	35 - 35		17421	
76	03/26/2007	@ DETROIT	L	44-20-12	0-1	-	13	0-4	3-3	25-28	39 - 35		20066	
77	03/28/2007	@ CHICAGO	W	45-20-12	3-1	17,17,16	17	0-3	2-3	23-21	30 - 39		11295	
78	03/29/2007	@ COLUMBUS	W	46-20-12	5-2	25,23P,15P,25P,8	15	3-6	4-4	31-25	35 - 30		15340	
79	03/31/2007	@ ST. LOUIS	W*	47-20-12	3-2	27P,19P,19	19	2-4	4-4	27-22	35 - 30		18609	
80	04/04/2007	SAN JOSE	O**	47-20-13	2-3	19,27P	29	1-4	3-3	33-31	20 - 30		17440	
81	04/06/2007	@ DALLAS	O**	47-20-14	1-2	8	17	0-3	5-5	22-30	35 - 30		18584	
82	04/07/2007	@ COLUMBUS	W	48-20-14	4-3	8P,17,8P,15	15	2-3	4-4	25-45	30 - 30		17391	

(\* = OVERTIME \*\* = SHOOTOUT + = SELLOUT)

P = POWER PLAY GOAL S = SHORTHANDED GOAL X = SHOOTOUT GOAL

# 2005-06 MIGHTY DUCKS OF ANAHEIM



**FRONT ROW (L-R):** J.S. Giguere, Executive Vice President/COO Tim Ryan, Senior Vice President of Hockey Operations Bob Murray, Executive Vice President/General Manager Brian Burke, Owner Henry Samueli, Alternate Captain Teemu Selanne, Captain Scott Niedermayer, Alternate Captain Rob Niedermayer, Owner Susan Samueli, CEO Michael Schulman, Head Coach Randy Carlyle, Senior Vice President/CMO Bob Wagner, Ilya Bryzgalov. **SECOND ROW:** Video Coordinator Joe Trotta, Assistant Coach Dave Farrish, Senior Advisor to the General Manager Al Coates, Vice President of Amateur Scouting Chuck Fletcher, Samuel Pahlsson, Ruslan Salei, Andy McDonald, Jeffery Lupul, Assistant GM David McNab, Vice President of Sales & Marketing Steve Obert, Assistant Coach Newell Brown, Goaltending Consultant Francois Allaire. **THIRD ROW:** Assistant Equipment Manager John Allaway, Equipment Manager Mark O'Neill, Strength & Conditioning Coach Sean Skahan, Chris Kunitz, Jeff Friesen, Vitaly Vishnevski, Jason Marshall, Todd Marchant, Visiting Team Equipment Attendant Chris Kincaid, Head Trainer Tim Clark, Massage Therapist James Partida. **BACK ROW:** Francois Beauchemin, Travis Moen, Todd Fedoruk, Sean O'Donnell, Ryan Getzlaf, Corey Perry, Joe DiPenta, Jonathan Hedstrom.

## POSTSEASON NOTES IN PLAYOFF SECTION

### PLAYOFF BOUND

The Ducks finished the regular season with a record of 43-27-12, good for 98 standings points and a sixth place finish in the Western Conference...the club clinched a playoff spot on Apr. 10 @ VAN, the fourth post-season berth in club history.

### A RECORD-BREAKING SEASON

The Ducks set club-records in wins (43) and points (98), eclipsing the previous marks of 40 and 95, respectively, set in 2002-2003...Anaheim's 26 wins at HOME (26-10-5) also set a club-record, breaking the record of 23 in 1996-97 (23-12-6)...the Ducks also set club-records for goals scored with 251 (not including team goals awarded in shootouts) and power play goals with 87...all of these marks were broken again the next season (2006-2007).

### STEADY CLIMB

On Jan. 13, the Ducks were 10th in the Western Conference (19-16-7, 45 points) and eight points out of the last playoff spot (occupied at the time by Colorado)...from that point on, Anaheim had a record of 24-11-5 for 53 points...the Ducks became just the fourth NHL team to qualify for the playoffs when trailing the 8th place position by 8 points-or-more anytime after Jan. 1...the first three teams to do so were the NY Islanders (1993-94 - finished 7th), Ottawa Senators (1996-97 - finished 7th) & Vancouver Canucks (2001-2002 - finished 8th)...the San Jose Sharks followed suit by becoming the fifth such team to accomplish the feat...the NHL standings switched to the current format in 1992-93.

### ANOTHER GREAT SEASON

Ducks Captain **Scott Niedermayer** established then career highs in points, assists and games played with 13-50-63 points in 82 games in 2005-2006...his assist and point totals were new franchise records for a defenseman (records he broke again the following season)...Niedermayer finished the season ranked 6th in the NHL in points and T-4th in assists by a defenseman...in his Norris Trophy winning season of 2003-04, Niedermayer scored 14-40=54 points in 81 games...in January, he was named to Canada's Olympic Team but elected not to play so he could have arthroscopic knee surgery during the Olympic Break...after the Olympic Break, he scored 4-17=21 points in 25 games in leading the Ducks to a 16-8-1 record...he was one of four Ducks' players to play in every game, marking the first time in his career he played all 82 games.

### FLASHY FINN

Ducks right wing **Teemu Selanne** scored 40-50=90 points in 80 games with a +28 rating...he led the Ducks in goals, points, plus/minus, power play goals (18) and shooting percentage (15.0%)...after leading Finland to the Silver Medal at the 2006 Winter Olympics (was named best forward in the tournament), Selanne had 14-22=36 points with a +8 rating in his last 25 games (only Thornton and Cheechoo of SJ had more points)...his 40 goals are the most he scored in one season since 1998-1999, when he scored 47...he finished the season ranked T-13th in the NHL in points, T-10th in goals.

# 2005-06 GAME-BY-GAME



#	DATE	TEAM	W/L/T/O	RECORD	GF - GA	SCORERS	W/T	GOAL	PP	PK	SF - SA	W - L	GLTR	ATTEND.
1	10/05/2005	@ CHICAGO	W	01-00-00	5-3	13P,15S,15,27P,44S	27	2-9	8-9	24-39	35 - 53			
2	10/08/2005	@ NASHVILLE	O**	01-00-01	2-3	26,39	9	0-5	3-4	35-35	29 - 35			
3	10/10/2005	EDMONTON	L	01-01-01	2-4	13,61	20	0-7	5-8	33-32	30 - 35			
4	10/14/2005	COLUMBUS	W	02-01-01	4-3	32,15,15P,3	3	1-6	7-9	36-19	35 - 31			
5	10/16/2005	@ MINNESOTA	L	02-02-01	1-4	7	17	0-7	6-8	29-22	35 - 35			
6	10/19/2005	@ ST. LOUIS	L	02-03-01	2-3	8,13P	4	1-6	5-7	30-34	40 - 30			
7	10/21/2005	@ DETROIT	L	02-04-01	2-3	13,51P	37	1-4	5-8	25-39	34 - 30			
8	10/23/2005	PHOENIX	W	03-04-01	5-3	39,13,19P,17S,44P	17	2-6	5-7	28-27	30 - 30			
9	10/25/2005	@ LOS ANGELES	L	03-05-01	1-3	19	20	0-7	7-8	30-33	35 - 30			
10	10/26/2005	CALGARY	W	04-05-01	4-1	15P,19,3P,13P	19	3-6	6-7	31-26	35 - 34			
11	10/28/2005	ST. LOUIS	W	05-05-01	6-4	15,13P,17P,39,44P,13	44	3-8	6-7	39-28	35 - 50			
12	10/30/2005	PHOENIX	W	06-05-01	3-2	13,19,19P	19	1-4	6-7	27-36	35 - 30			
13	11/01/2005	NASHVILLE	W	07-05-01	4-1	19,17P,27P,38	17	2-10	7-7	35-33	35 - 29			
14	11/03/2005	@ COLORADO	L	07-06-01	3-4	39,15P,15S	24	1-3	7-7	23-32	1 - 30			
15	11/04/2005	SAN JOSE	O*	07-06-02	0-1	-	11	0-6	6-7	21-32	31 - 35			
16	11/06/2005	MINNESOTA	O**	07-06-03	3-4	25,51,51P	25	1-9	4-4	42-21	35 - 35			
17	11/12/2005	@ PHOENIX	O*	07-06-04	1-2	51	4	0-5	4-4	44-30	31 - 35			
18	11/13/2005	DALLAS	L	07-07-04	1-3	17	26	0-7	5-6	41-19	35 - 35			
19	11/16/2005	DALLAS	L	07-08-04	2-4	32,27P	26	1-5	9-10	32-38	35 - 30			
20	11/18/2005	COLORADO	L	07-09-04	2-3	17,13P	40	1-6	6-7	33-31	31 - 30			
21	11/20/2005	VANCOUVER	L	07-10-04	2-3	19P,44P	6	2-10	9-10	33-29	39 - 30			
22	11/22/2005	@ PHOENIX	W	08-10-04	2-1	28,13	13	0-2	7-7	20-20	30 - 31			
23	11/23/2005	@ DALLAS	L	08-11-04	1-3	13	44	0-7	6-8	21-27	35 - 30			
24	11/25/2005	DETROIT	W	09-11-04	3-1	19,13P,17S	13	1-3	4-5	29-29	30 - 30			
25	11/27/2005	CHICAGO	W	10-11-04	3-1	13,15,44	15	0-8	7-7	25-35	30 - 53			
26	11/30/2005	PHOENIX	W	11-11-04	6-1	15,13,38,76P,76P,25P	13	3-8	7-7	35-17	30 - 30			
27	12/03/2005	ATLANTA	W	12-11-04	2-1	15,19P	19	1-4	4-4	28-21	30 - 35			
28	12/06/2005	CAROLINA	L	12-12-04	2-6	44,23	14	0-4	4-5	37-31	29 - 30			
29	12/08/2005	@ BUFFALO	O*	12-12-05	2-3	38,15	61	0-4	1-2	30-31	43 - 35			
30	12/10/2005	@ MONTREAL	W	13-12-05	5-3	25,39,24,17,44P	17	1-6	5-7	37-24	35 - 60			
31	12/12/2005	@ TORONTO	L	13-13-05	2-3	44,13	10	0-8	4-6	29-27	32 - 35			
32	12/14/2005	TAMPA BAY	W	14-13-05	4-2	22,25P,23P,44	23	2-7	6-7	33-24	35 - 47			
33	12/16/2005	LOS ANGELES	O**	14-13-06	3-4	39,22,15P	38	1-4	4-6	45-37	31 - 35			
34	12/18/2005	SAN JOSE	W	15-13-06	5-4	38S,27,29,22,44	44	0-4	4-5	34-34	35 - 20			
35	12/20/2005	@ SAN JOSE	L	15-14-06	2-4	39P,13P	14	2-9	2-3	35-21	20 - 35			
36	12/21/2005	ST. LOUIS	W	16-14-06	6-3	13,19P,26S,28,19,33	28	1-7	7-8	36-25	35 - 50			
37	12/28/2005	@ COLUMBUS	L	16-15-06	0-1	-	25	0-4	10-10	40-42	30 - 35			
38	12/31/2005	@ ST. LOUIS	W**	17-15-06	5-4	19,38,5,38,38X	38	0-3	4-7	33-34	35 - 1			
39	01/01/2006	@ NASHVILLE	W	18-15-06	4-2	15,15,27P,17	27	1-7	4-4	36-23	30 - 29			
40	01/06/2006	@ DALLAS	O**	18-15-07	3-4	19P,26,13P	20	2-7	6-6	26-25	1 - 35			
41	01/07/2006	@ MINNESOTA	L	18-16-07	1-4	29	25	0-4	7-8	23-36	35 - 30			
42	01/09/2006	LOS ANGELES	W	19-16-07	6-2	51P,19P,17,17,38,17	17	2-5	5-6	27-43	35 - 31			
43	01/13/2006	WASHINGTON	O*	19-16-08	2-3	15,32	8	0-3	2-2	34-26	1 - 35			
44	01/16/2006	@ BOSTON	O*	19-16-09	3-4	27P,38,51P	37	2-9	4-4	28-24	30 - 30			
45	01/19/2006	@ OTTAWA	W**	20-16-09	4-3	38P,13,22,38X	38	1-4	3-4	39-33	35 - 39			
46	01/21/2006	FLORIDA	W	21-16-09	1-0	38	38	0-7	7-7	31-30	35 - 1			
47	01/23/2006	@ LOS ANGELES	O**	21-16-10	2-3	23,23P	6	1-4	9-9	35-34	31 - 35			
48	01/25/2006	EDMONTON	L	21-17-10	3-6	38P,13P,13	44	2-6	8-10	22-26	30 - 35			
49	01/26/2006	@ SAN JOSE	W	22-17-10	2-0	19,15P	19	1-5	6-6	32-24	30 - 20			
50	01/28/2006	@ LOS ANGELES	W	23-17-10	6-2	15P,61,51P,38,61P,27P	51	4-8	6-8	33-32	30 - 31			
51	01/30/2006	LOS ANGELES	W*	24-17-10	4-3	13P,51P,13,27	27	2-6	3-4	45-32	30 - 31			
52	02/01/2006	SAN JOSE	L	24-18-10	4-6	13P,19P,38,76	14	2-9	5-8	39-35	20 - 30			
53	02/04/2006	@ SAN JOSE	W	25-18-10	2-0	29,13	29	0-5	8-8	24-35	35 - 20			
54	02/06/2006	@ EDMONTON	O**	25-18-11	5-6	19,61,38,22,27	34	0-5	3-5	40-30	1 - 35			
55	02/08/2006	@ CALGARY	L	25-19-11	1-3	19P	22	1-6	2-5	32-24	34 - 35			
56	02/10/2006	@ VANCOUVER	W	26-19-11	3-1	33,19,15P	19	1-4	5-5	30-28	30 - 35			
57	02/12/2006	CHICAGO	W	27-19-11	4-1	15P,76,61,15	76	1-8	2-2	32-24	35 - 30			
58	03/01/2006	DETROIT	L	27-20-11	0-2	-	96	0-5	7-8	24-33	30 - 35			
59	03/03/2006	MINNESOTA	W	28-20-11	4-2	26S,61P,8,13	8	1-5	3-3	32-38	35 - 30			
60	03/05/2006	COLUMBUS	O**	28-20-12	2-3	51P,19	61	1-6	7-9	45-34	31 - 35			
61	03/07/2006	SAN JOSE	W*	29-20-12	5-4	15,19P,19,61P,8	8	2-4	5-6	27-48	35 - 20			
62	03/11/2006	@ PHOENIX	W	30-20-12	5-3	44,13,17,23P,44	23	1-10	7-8	36-17	35 - 31			
63	03/12/2006	PHOENIX	W	31-20-12	5-2	15P,26,12,61,22	12	1-8	4-4	45-22	30 - 35			
64	03/15/2006	@ DETROIT	L	31-21-12	1-3	13P	23	1-6	3-4	26-29	30 - 35			
65	03/17/2006	@ CHICAGO	W	32-21-12	2-1	19,19	19	0-5	6-6	30-23	35 - 53			
66	03/19/2006	@ COLUMBUS	W	33-21-12	4-3	23,32,61,15P	15	1-6	8-9	29-28	35 - 30			
67	03/20/2006	@ DALLAS	W	34-21-12	2-1	19,26	26	0-2	2-3	18-25	35 - 35			
68	03/22/2006	COLORADO	W*	35-21-12	5-4	51P,27P,27P,19,17	17	3-5	2-3	36-29	35 - 31			
69	03/24/2006	NASHVILLE	W	36-21-12	6-3	13P,38P,13,61,19,19P	61	3-6	5-6	30-39	35 - 29			
70	03/25/2006	@ PHOENIX	W	37-21-12	5-2	27P,13P,61,13,23P	61	3-4	7-7	27-34	35 - 30			
71	03/28/2006	@ COLORADO	L	37-22-12	3-4	21,13,51	15	0-5	3-3	31-35	31 - 35			
72	03/29/2006	@ DALLAS	L	37-23-12	1-2	51	39	0-3	6-8	16-29	35 - 35			
73	03/31/2006	DALLAS	W**	38-23-12	5-4	38,26S,29,19,44X	44	0-5	2-4	36-31	35 - 35			
74	04/02/2006	VANCOUVER	W	39-23-12	6-2	13P,26,23,51P,26,13	23	2-5	4-5	30-29	35 - 35			
75	04/04/2006	LOS ANGELES	W	40-23-12	6-2	13P,15P,13P,26,26,61	13	3-4	3-3	41-18	35 - 31			
76	04/06/2006	DALLAS	L	40-24-12	3-5	44,19P,15	39	1-7	5-7	35-28	35 - 35			
77	04/08/2006	@ LOS ANGELES	W	41-24-12	4-2	44,15P,38,38P	38	2-6	8-9	23-27	35 - 31			
78	04/10/2006	@ VANCOUVER	W	42-24-12	4-2	27,44,19P,13	19	1-5	5-7	18-41	35 - 35			
79	04/11/2006	@ CALGARY	L	42-25-12	0-3	-	17	0-4	1-2	32-25	34 - 30			
80	04/13/2006	@ EDMONTON	L	42-26-12	1-2	19	83	0-4	5-5	24-37	35 - 35			
81	04/15/2006	@ SAN JOSE	L	42-27-12	3-6	51P,15,19	14	1-7	4-7	34-22	35 - 35			
82	04/17/2006	CALGARY	W	43-27-12	4-3	61P,38P,19,13P	13	3-13	7-8	34-32	35 - 33			

(\* = OVERTIME, \*\* = SHOOTOUT, + = SELLOUT)

# 2003-04 MIGHTY DUCKS OF ANAHEIM



**Front Row (L-R):** Jean-Sebastien Giguere, Director of Hockey Operations Chuck Fletcher, Assistant General Manager David McNab, Senior Vice President/General Manager Bryan Murray, Alternate Captain Keith Carney, Captain Steve Rucchin, Alternate Captain Sergei Fedorov, Head Coach Mike Babcock, Assistant Coach Lorne Henning, Senior Vice President Business Operations Al Coates, Martin Gerber. **Second Row:** Head Athletic Trainer Chris Phillips, Goaltending Consultant Francois Allaire, Assistant Coach Paul MacLean, Ruslan Salei, Vaclav Prospal, Rob Niedermayer, Petr Sykora, Assistant Coach Greg Carvel, Equipment Manager Mark O'Neill, Assistant Equipment Manager John Allaway. **Third Row:** Training Room Assistant Guido Sendowsky, Andy McDonald, Samuel Pahlsson, Mike Leclerc, Sandis Ozolinsh, Martin Skoula, Vitaly Vishnevski, Niclas Havelid, Massage Therapist Vincent Bennett. **Fourth Row:** Visiting Team Equipment Attendant Chris Kincaid, Joffrey Lupul, Cam Severson, Lance Ward, Garrett Burnett, Petr Schastlivy, Jason Krog, Strength and Conditioning Coach Sean Skahan.

## THE SEASON:

The Ducks finished the season with a mark of 29-35-10-8 for 76 points (fourth in Pacific Division, 12th in the Western Conference)... Anaheim ended the season going 13-12-2-1 over the last 28 games...the Ducks went 19-11-7-4 at home, 10-24-3-4 on the road.

## DUCKS SOLID AT HOME IN 2003-04:

The Ducks (19-11-7-4 at the Arrowhead Pond) had at least one point in 15 of the last 19 (11-4-2-2) and 29 of the last 38 games at home (19-9-7-3)...including the last 33 regular season home games of the 2002-2003 season, the Ducks had a record of 38-17-13-6 over the last 74 home games, earning at least one point in 57 of the 74 contests at Honda Center (19-6-6-2 in last 33 home games in 2002-03, 19-11-7-4 in 2003-2004).

## DUCKS LEAD LEAGUE IN FACEOFF PERCENTAGE FOR SECOND STRAIGHT SEASON:

The Mighty Ducks of Anaheim led the NHL in face-off percentage for the second consecutive year, winning 55.3% of their face-offs (2882-of-5208 total)...Carolina finished second winning 54.9%...Jason Krog led the team for the second straight year and ranked fourth in the NHL, with a 58.5 winning percentage (450-of-769), while Sergei Fedorov ranked 12th in the NHL (56.6%)...the Ducks won a

season-high 67.2 percent in the home opener vs. Phoenix on Oct. 12...Anaheim won 50% or more of its face-offs in 17 of its last 19 games and 20 of the last 24...in 2002-2003, Anaheim finished first in the NHL with a 55.2 win percentage...Krog led the team and was second in the NHL with a 60.4 winning percentage (634 TF - 383 wins) in 2002-03... below is a breakdown of the top face-off teams in 2003-04.

## NHL TEAMS RANKED BY FACEOFF PERCENTAGE SEASON

1. Anaheim - 55.3%
2. Carolina - 54.9%
3. Detroit - 52.5%
4. Boston - 52.1%
5. Toronto - 52.1%



# 2003-04 GAME-BY-GAME



GAME	DATE	OPPONENT	RESULT	RECORD/PTS.	DUCKS GOALS (BY #)	ANA. GOALTENDER(S)	ATTENDANCE
1	10/8	@ DALLAS	4-1 L	0-1-0-0/0	44	GIGUERE	18,532
2	10/9	@ NASHVILLE	3-1 L	0-2-0-0/0	44	GERBER	16,684
3	10/12	VS. PHOENIX	2-0 L	0-3-0-0/0	-	GIGUERE	17,174*
4	10/17	VS. OTTAWA	3-0 L	0-4-0-0/0	-	GIGUERE	13,885
5	10/19	VS. BOSTON	4-3 L (OT)	0-4-0-1/1	20, 40, 20	GIGUERE	13,120
6	10/21	@ SAN JOSE	2-0 W	1-4-0-1/3	8, 39	GERBER	14,362
7	10/22	VS. PHILADELPHIA	4-3 W (OT)	2-4-0-1/5	91, 40, 39, 44	GIGUERE	12,737
8	10/24	VS. BUFFALO	5-2 L	2-5-0-1/5	15, 39	GIGUERE	14,186
9	10/26	VS. CHICAGO	1-1 T (OT)	2-5-1-1/6	15*	GERBER	12,845
10	10/28	@ NYR	3-1 W	3-5-1-1/8	8, 28, 44	GERBER	17,902
11	10/29	@ WASHINGTON	4-2 W	4-5-1-1/10	91, 91, 10, 20	GERBER	13,350
12	11/1	@ NYI	4-1 L	4-6-1-1/10	44	GERBER (GIGUERE)	10,782
13	11/2	@ CHICAGO	3-1 L	4-7-1-1/10	40	GIGUERE	11,678
14	11/5	@ ST. LOUIS	2-1 L (OT)	4-7-1-2/11	8	GIGUERE	15,191
15	11/8	@ PHOENIX	4-3 L (OT)	4-7-1-3/12	44, 20, 20	GIGUERE	15,177
16	11/9	VS. PHOENIX	2-1 W (OT)	5-7-1-3/14	20*, 39	GIGUERE	14,269
17	11/12	VS. TORONTO	5-1 W	6-7-1-3/16	19, 19, 91, 91, 39	GIGUERE	15,903
18	11/16	VS. ST. LOUIS	4-3 W	7-7-1-3/18	10, 5, 20, 20	GIGUERE	14,460
19	11/18	@ COLORADO	2-1 L (OT)	7-7-1-4/19	40	GIGUERE	18,007
20	11/19	@ DALLAS	3-3 T (OT)	7-7-2-4/20	19, 39, 19*	GERBER	18,532
21	11/21	VS. NASHVILLE	4-3 L (OT)	7-7-2-5/21	10, 26, 20	GIGUERE	14,166
22	11/26	VS. NEW JERSEY	3-3 T (OT)	7-7-3-5/22	39, 91, 91*	GIGUERE	16,472
23	11/28	VS. CHICAGO	4-3 W	8-7-3-5/24	39, 15, 10, 91*	GERBER	15,117
24	11/30	@ MINNESOTA	1-1 T (OT)	8-7-4-5/25	8*	GIGUERE	18,568
25	12/2	@ COLUMBUS	2-1 L	8-8-4-5/25	40	GERBER	16,525
26	12/3	@ DETROIT	7-2 L	8-9-4-5/25	91, 49	GIGUERE (GERBER)	20,066
27	12/5	@ ATLANTA	6-2 L	8-10-4-5/25	15, 15	GIGUERE (GERBER)	17,230
28	12/7	VS. DALLAS	4-0 W	9-10-4-5/27	40, 15, 34, 91*	GERBER	15,831
29	12/10	VS. SAN JOSE	3-2 W	10-10-4-5/29	19, 39, 24	GERBER	12,246
30	12/13	@ SAN JOSE	2-0 L	10-11-4-5/29	-	GERBER	16,216
31	12/14	VS. EDMONTON	3-2 L	10-12-4-5/29	19, 39	GIGUERE	12,426
32	12/19	VS. COLORADO	1-0 W	11-12-4-5/31	91	GIGUERE	17,174*
33	12/21	VS. SAN JOSE	2-1 L	11-13-4-5/31	39	GIGUERE	14,853
34	12/22	@ SAN JOSE	2-1 L	11-14-4-5/31	23	GERBER	15,695
35	12/27	@ FLORIDA	3-2 L	11-15-4-5/31	27, 91	GIGUERE	18,007
36	12/29	@ TAMPA BAY	2-0 W	12-15-4-5/33	28, 39	GIGUERE	17,662
37	12/31	@ CAROLINA	3-1 W	13-15-4-5/35	19, 24*, 91	GERBER	13,379
38	1/2	@ BUFFALO	5-2 L	13-16-4-5/35	3, 19*	GERBER	18,690
39	1/3	@ DETROIT	3-1 L	13-17-4-5/35	19	GIGUERE	20,066
40	1/5	VS. DALLAS	2-2 T (OT)	13-17-5-5/36	20, 44*	GIGUERE	12,258
41	1/7	VS. LOS ANGELES	4-4 T (OT)	13-17-6-5/37	18, 18, 91, 2*	GIGUERE	17,174*
42	1/9	VS. VANCOUVER	5-2 L	13-18-6-5/37	2, 39	GIGUERE (GERBER)	15,914
43	1/11	VS. COLUMBUS	2-2 T (OT)	13-18-7-5/38	5, 2	GERBER	15,559
44	1/13	@ COLORADO	3-1 L	13-19-7-5/38	91	GIGUERE	18,007
45	1/15	@ EDMONTON	1-0 L	13-20-7-5/38	-	GERBER	16,839
46	1/17	@ VANCOUVER	2-1 W	14-20-7-5/40	2, 40	GIGUERE	18,630
47	1/19	VS. CALGARY	5-1 L	14-21-7-5/40	91	GIGUERE	13,146
48	1/21	VS. DETROIT	2-2 T (OT)	14-21-8-5/41	39, 40*	GERBER	17,174*
49	1/23	VS. MINNESOTA	6-2 W	15-21-8-5/43	39, 40, 15, 44, 40, 40	GERBER	17,174*
50	1/24	@ LOS ANGELES	4-2 L	15-22-8-5/43	44, 40	GIGUERE	18,186
51	1/28	VS. LOS ANGELES	4-3 L (OT)	15-22-8-6/44	20, 20, 24	GERBER	17,174*
52	1/30	VS. COLORADO	4-3 W (OT)	16-22-8-6/46	40, 20, 91, 28	GERBER	17,174*
53	2/1	@ CALGARY	6-4 L	16-23-8-6/46	39, 5, 40, 91	GERBER (GIGUERE)	15,189
54	2/2	@ EDMONTON	2-1 L (OT)	16-23-8-7/47	15	GERBER	16,183
55	2/4	VS. CAROLINA	3-2 W	17-23-8-7/49	40, 5, 26	GERBER	12,339
56	2/11	VS. PHOENIX	5-3 W	18-23-8-7/51	28, 91, 15, 40, 39	GIGUERE	12,386
57	2/13	@ CALGARY	2-1 L	18-24-8-7/51	20	GIGUERE	17,749
58	2/14	@ VANCOUVER	2-1 W	19-24-8-7/53	3, 27	GIGUERE	18,630
59	2/16	VS. DALLAS	3-1 W	20-24-8-7/55	91, 39, 12*	GIGUERE	15,139
60	2/18	VS. COLUMBUS	3-1 W	21-24-8-7/57	14, 40, 91*	GIGUERE	12,898
61	2/20	VS. NASHVILLE	3-2 L (OT)	21-24-8-8/58	26, 5	GIGUERE	16,263
62	2/22	@ DALLAS	4-0 L	21-25-8-8/58	-	GIGUERE	18,532
63	2/23	@ PHOENIX	1-1 T (OT)	21-25-9-8/59	10	GIGUERE	14,789
64	2/25	VS. EDMONTON	4-2 W	22-25-9-8/61	28, 26, 15, 15	GIGUERE	15,235
65	2/28	@ LOS ANGELES	2-1 L	22-26-9-8/61	15	GIGUERE	18,207
66	2/29	VS. LOS ANGELES	6-3 W	23-26-9-8/63	91, 17, 27, 91, 40, 20	GIGUERE	17,174*
67	3/3	VS. MINNESOTA	2-0 W	24-26-9-8/65	26, 26	GIGUERE	12,747
68	3/5	@ CHICAGO	5-2 W	25-26-9-8/67	39, 91, 44, 20, 20	GIGUERE	11,536
69	3/6	@ PITTSBURGH	2-1 L	25-27-9-8/67	20	GIGUERE	14,286
70	3/8	VS. MONTREAL	5-2 L	25-28-9-8/67	44, 39	GIGUERE	14,947
71	3/12	VS. NYI	3-1 L	25-29-9-8/67	26	GERBER	16,385
72	3/14	@ LOS ANGELES	5-1 L	25-30-9-8/67	91	GIGUERE	18,118
73	3/16	@ PHOENIX	3-2 W (OT)	26-30-9-8/69	55, 17, 91	BRIZGALOV	14,401
74	3/17	VS. ST. LOUIS	1-1 T (OT)	26-30-10-8/70	14*	GIGUERE	12,861
75	3/19	VS. SAN JOSE	4-2 L	26-31-10-8/70	23, 91	GERBER (GIGUERE)	17,174*
76	3/21	VS. DETROIT	8-6 W	27-31-10-8/72/15	20, 26, 91, 39, 5, 91, 20	GIGUERE	17,174*
77	3/23	VS. NASHVILLE	4-1 W	28-31-10-8/74	40, 8, 39, 91*	GERBER	15,976
78	3/25	@ ST. LOUIS	3-2 L	28-32-10-8/74	10, 44	GIGUERE	19,011
79	3/26	@ COLUMBUS	3-1 L	28-33-10-8/74	39	GERBER	18,136
80	3/28	@ MINNESOTA	2-1 L	28-34-10-8/74	28	GIGUERE	18,568
81	3/30	VS. VANCOUVER	2-1 L	28-35-10-8/74	24	GERBER	14,997
82	4/4	VS. CALGARY	2-1 W	29-35-10-8/76	14, 91	GIGUERE	17,174*

GOAL KEY: \* = SHORTHANDED GOAL, BOLD = GAME-WINNING GOAL, + = GAME-TYING GOAL, \$ = EMPTY NET GOAL, ITALIC = PENALTY SHOT GOAL ^ = SELLOUT AT THE ARROWHEAD POND OF ANAHEIM. WHEN TWO GOALTENDERS PLAY IN ONE GAME, PARENTHESIS RECEIVED NO DECISION.

# 2002-03 MIGHTY DUCKS OF ANAHEIM

## 2003 WESTERN CONFERENCE CHAMPIONS



**Front Row L-R:** Jean Sebastien Giguere, Director of Hockey Operations Chuck Fletcher, Assistant General Manager David McNab, Sr. Vice President & General Manager Bryan Murray, Alternate Captain Steve Rucchin, Captain Paul Kariya, Alternate Captain Keith Carney, Head Coach Mike Babcock, Assistant Coach Lorne Henning, Assistant Coach Paul MacLean, Martin Gerber. **2nd Row L-R:** Massage Therapist Vincent Bennett, Goaltending Consultant Francois Allaire, Fredrik Olausson, Steve Thomas, Petr Sykora, Sandis Ozolinsh, Rob Niedermayer, Ruslan Salei, Adam Oates, Scouting and Video Coordinator Greg Carvel, Equipment Manager Mark O'Neill, Assistant Equipment Manager John Allaway. **3rd Row L-R:** Visiting Team Equipment Attendant Chris Kincaid, Andy McDonald, Dan Bylsma, Samuel Pahlsson, Mike Leclerc, Miclas Havelid, Stanislav Chistov, Strength and Conditioning Coach Sean Skahan, Athletic Training Assistant Guido Sendowsky. **4th Row L-R:** Jason Krog, Vitaly Vishnevski, Kurt Sauer, Marc Chouinard, Lance Ward, Alexei Smirnov, Kevin Sawyer, Head Athletic Trainer Chris Phillips.

## POSTSEASON NOTES IN PLAYOFF SECTION

### DUCKS COMPLETE BEST SEASON IN TEAM HISTORY:

The Mighty Ducks finished the 2002-2003 season with a record of 40-27-9-6 for 95 points, good for 2nd in the Pacific Division and 7th in the Western Conference (tied in points with Minnesota, who earned the #6 seed by virtue of two more wins)... Anaheim set club records for wins and points in one season, surpassing the old records held by the 1996-97 Ducks (36-33-13 for 85 points)...the Ducks also finished 13 games over .500, after never being more that five games over .500 at any point during a season until this year (high-water mark was 14 games over, 40-26-9-5 after winning Apr. 1 @ NSH)...the Ducks clinched their third playoff berth in team history (also '97 & '99) on Mar. 24, when Calgary defeated Phoenix at the Saddledome...about 90 minutes later that evening the Ducks made the Phoenix loss moot, completing a 5-0 shutout vs. Columbus at -the Pond.

### THESE CLUB RECORDS ALSO FELL:

The Ducks had their most successful season both at home and on the road...Anaheim finished 18-17-2-4 for 42 points on the road this season, the first season at or above .500 in team history away from home...the Ducks broke the mark for road points by earning their 42nd on Apr. 1 @ Nashville (1993-94 team had 41 points with a 19-20-3 record)...Anaheim finished just one win short of the road win record, also held by the 1993-94 team...at home, the Ducks broke the team record for points with 53, going 22-10-7-2...Anaheim finished one win shy of tying the club record for home victories (both HOME records were set in 1996-97, 23-12-6 for 52 points)...the Ducks also broke club records for lowest GAA (2.32, previous record was 2.39 set 2001-2002), fewest goals allowed (193, record was 198 set 2001-2002), power play goals allowed (42, record was 46 set 2001-2002) and penalty killing percentage (87.4%, record was 86.1% set 2001-2002).

### QUITE A TURNAROUND STORY IN ANAHEIM:

The Mighty Ducks finished the regular season posting the largest improvement in the NHL...the Ducks improved by 26 points from 01-02 to 02-03...below is a closer look:

### NHL'S BIGGEST POINT DIFFERENTIALS

Team	# of Games	2001-2002 Record	2002-2003 Record	Point Differential
Anaheim	82	29-42-8-3 (69)	40-27-9-6 (95)	+26
Tampa Bay	82	27-40-11-4 (69)	36-25-16-5 (93)	+24
Minnesota	82	26-35-12-9 (73)	42-29-10-1 (95)	+22
Dallas	82	36-28-13-5 (90)	46-17-15-4 (111)	+21
Ottawa	82	39-27-9-7 (94)	52-21-8-1 (113)	+19

# 2002-03 GAME-BY-GAME



GAME	DATE	OPPONENT	RESULT	RECORD/PTS.	DUCKS GOALS (BY #)	ANA. GOALTENDER(S)	ATTENDANCE
1	10/10	@ ST. LOUIS	4-3 W	1-0-0-0/2	19, 23, 22, 12	GIGUERE	16,927
2	10/11	@ DALLAS	2-4 L	1-1-0-0/2	20, 17	GIGUERE	18,532
3	10/13	DETROIT	2-4 L	1-2-0-0/2	9, 24	GIGUERE	17,174*
4	10/16	LOS ANGELES	2-4 L	1-3-0-0/2	21, 20	GIGUERE	11,332
5	10/18	VANCOUVER	2-2 T (OT)	1-3-1-0/3	9, 9	GIGUERE	11,287
6	10/20	COLORADO	3-2 W (OT)	2-3-1-0/5	23, 39, 19	GERBER	12,838
7	10/24	@ VANCOUVER	2-2 T (OT)	2-3-2-0/6	19, 9*	GERBER	18,422
8	10/26	@ EDMONTON	3-4 L	2-4-2-0/6	39, 39*, 12	GIGUERE	16,357
9	10/28	@ TORONTO	2-5 L	2-5-2-0/6	17, 20	GERBER, GIGUERE	18,891
10	10/29	@ MONTREAL	2-2 T (OT)	2-5-3-0/7	17, 3*	GIGUERE	19,521
11	10/31	@ BOSTON	4-1 W	3-5-3-0/9	9, 17, 9, 9	GIGUERE	9,491
12	11/3	SAN JOSE	3-4 L	3-6-3-0/9	23, 39, 20	GIGUERE	15,157
13	11/6	NASHVILLE	2-1 W	4-6-3-0/11	9, 39	GIGUERE	11,729
14	11/8	@ COLORADO	3-2 W (OT)	5-6-3-0/13	18, 24, 28	GIGUERE	18,007
15	11/10	MINNESOTA	1-0 W	6-6-3-0/15	23	GIGUERE	14,070
16	11/12	@ NEW JERSEY	2-3 OTL (OT)	6-6-3-1/16	19, 32*	GIGUERE	15,043
17	11/14	@ COLUMBUS	3-2 W	7-6-3-1/18	9, 10, 20	GIGUERE	17,398
18	11/15	@ DETROIT	1-2 OTL (OT)	7-6-3-2/19	39	GIGUERE	20,058
19	11/17	@ ATLANTA	5-1 W	8-6-3-2/21	23, 18, 25, 28, 39	GIGUERE	10,932
20	11/19	@ NY RANGERS	2-3 OTL (OT)	8-6-3-3/22	17, 24	GIGUERE	18,072
21	11/22	DALLAS	0-4 L	8-7-3-3/22	-	GIGUERE, GERBER	12,509
22	11/24	FLORIDA	4-4 T (OT)	8-7-4-3/23	20, 20, 19, 25	GIGUERE	13,254
23	11/27	PHOENIX	2-2 T (OT)	8-7-5-3/24	7, 9	GERBER	11,386
24	11/29	LOS ANGELES	2-2 T (OT)	8-7-6-3/25	28, 3*	GIGUERE	17,174*
25	12/1	CHICAGO	3-2 W	9-7-6-3/27	9, 32, 18	GIGUERE	12,493
26	12/3	@ DETROIT	1-2 L	9-8-6-3/27	9	GIGUERE	20,058
27	12/4	@ BUFFALO	0-4 L	9-9-6-3/27	-	GERBER	10,433
28	12/6	@ CHICAGO	4-3 W	10-9-6-3/29	19, 10, 39, 20*	GIGUERE	14,616
29	12/8	NASHVILLE	3-0 W	11-9-6-3/31	28, 2, 39	GIGUERE	11,979
30	12/11	WASHINGTON	3-0 W	12-9-6-3/33	2, 7, 19*	GIGUERE	11,006
31	12/15	PITTSBURGH	5-0 W	13-9-6-3/35	3, 39, 19, 12, 19	GIGUERE	16,542
32	12/18	ST. LOUIS	5-2 W	14-9-6-3/37	9, 20, 39, 77, 9*	GIGUERE	11,144
33	12/19	@ LOS ANGELES	4-5 L	14-10-6-3/37	20, 9, 28, 23	GIGUERE	18,118
34	12/22	PHOENIX	4-0 W	15-10-6-3/39	44, 17, 28, 28	GIGUERE	12,267
35	12/26	@ SAN JOSE	1-4 L	15-11-6-3/39	17	GIGUERE	17,496
36	12/28	@ VANCOUVER	3-7 L	15-12-6-3/39	18*, 7, 20	GERBER, GIGUERE	18,422
37	12/29	@ CALGARY	2-4 L	15-13-6-3/39	39, 18	GIGUERE	16,922
38	12/31	@ MINNESOTA	1-4 L	15-14-6-3/39	19	GIGUERE	18,568
39	1/3	PHILADELPHIA	0-1 L	15-15-6-3/39	-	GERBER	14,420
40	1/5	DALLAS	1-1 T (OT)	15-15-7-3/40	39	GERBER	15,393
41	1/8	EDMONTON	0-1 L	15-16-7-3/40	-	GERBER	12,390
42	1/9	@ COLORADO	5-3 W	16-16-7-3/42	10, 10, 39, 39, 3*	GIGUERE	18,007
43	1/12	ST. LOUIS	2-1 W	17-16-7-3/44	10, 28	GIGUERE	15,414
44	1/15	@ COLUMBUS	4-3 W	18-16-7-3/46	23, 22, 20, 38	GIGUERE	17,385
45	1/16	@ OTTAWA	1-3 L	18-17-7-3/46	23	GERBER	18,034
46	1/18	@ MINNESOTA	1-0 W	19-17-7-3/48	9	GIGUERE	18,568
47	1/20	MINNESOTA	1-2 OTL (OT)	19-17-7-4/49	39	GIGUERE	13,331
48	1/22	LOS ANGELES	6-5 W	20-17-7-4/51	9, 9, 20, 20, 32, 39	GIGUERE	17,174*
49	1/24	NEW JERSEY	1-3 L	20-18-7-4/51	77	GERBER	12,004
50	1/29	OTTAWA	3-2 W	21-18-7-4/53	9, 77, 20	GIGUERE	13,230
51	1/30	@ SAN JOSE	4-3 W	22-18-7-4/55	77, 10, 39, 20	GIGUERE	17,127
52	2/4	@ CALGARY	3-2 W	23-18-7-4/57	23, 12, 8	GIGUERE	14,110
53	2/5	@ EDMONTON	1-2 L	23-19-7-4/57	39	GIGUERE	16,839
54	2/7	PHOENIX	3-2 W	24-19-7-4/59	18, 23, 28	GIGUERE	14,440
55	2/9	CAROLINA	2-1 W	25-19-7-4/61	9, 10*	GIGUERE	15,599
56	2/12	CALGARY	4-3 W (OT)	26-19-7-4/63	18, 39, 39, 12	GIGUERE	11,612
57	2/14	@ DALLAS	4-2 W	27-19-7-4/65	77, 39, 22, 20	GERBER	18,532
58	2/15	@ NASHVILLE	1-2 L	27-20-7-4/65	8	GIGUERE	16,312
59	2/17	NY ISLANDERS	2-2 T (OT)	27-20-8-4/66	39, 9	GIGUERE	13,172
60	2/19	COLUMBUS	2-0 W	28-20-8-4/68	9, 20*	GIGUERE	11,641
61	2/21	NY RANGERS	2-6 L	28-21-8-4/68	26, 20	GIGUERE	17,174*
62	2/23	CAROLINA	4-0 W	29-21-8-4/70	77, 9, 8, 10	GERBER	15,053
63	2/25	@ TAMPA BAY	0-2 L	29-22-8-4/70	-	GERBER	15,634
64	2/26	@ FLORIDA	2-1 W	30-22-8-4/72	9, 39	GIGUERE	14,444
65	2/28	@ PHOENIX	1-3 L	30-23-8-4/72	8	GIGUERE	13,897
66	3/2	ATLANTA	1-4 L	30-24-8-4/72	24	GIGUERE	15,451
67	3/4	@ LOS ANGELES	2-1 W	31-24-8-4/74	77, 26	GIGUERE	18,118
68	3/5	MONTREAL	3-1 W	32-24-8-4/76	39, 12, 18	GERBER	12,022
69	3/7	EDMONTON	1-4 L	32-25-8-4/76	5*	GIGUERE	15,818
70	3/9	DETROIT	4-1 W	33-25-8-4/78	20, 23, 34, 26*	GIGUERE	17,174*
71	3/12	CHICAGO	5-2 W	34-25-8-4/80	32, 12, 32, 39, 10*	GIGUERE	13,212
72	3/13	SAN JOSE	3-2 W (OT)	35-25-8-4/82	39, 5, 32	GERBER	12,931
73	3/15	@ PHOENIX	2-4 L	35-26-8-4/82	10, 12	GIGUERE, GERBER	14,451
74	3/16	CALGARY	2-2 T (OT)	35-26-9-4/83	39, 39*	GIGUERE	16,726
75	3/19	@ CHICAGO	4-3 W	36-26-9-4/85	39, 23, 9, 26	GIGUERE	12,236
76	3/20	@ ST. LOUIS	2-3 OTL (OT)	36-26-9-5/86	77, 32	GERBER	18,468
77	3/22	@ SAN JOSE	3-2 W (OT)	37-26-9-5/88	39, 39, 28	GIGUERE	17,496
78	3/24	COLUMBUS	5-0 W	38-26-9-5/90	12, 39, 44, 32, 44	GIGUERE	15,507
79	3/30	VANCOUVER	3-1 W	39-26-9-5/92	32, 77, 39	GERBER	17,174*
80	4/1	@ NASHVILLE	2-1 W (OT)	40-26-9-5/94	32, 32	GIGUERE	15,494
81	4/2	@ DALLAS	1-2 L	40-27-9-5/94	8	GERBER	18,532
82	4/4	COLORADO	3-4 OTL (OT)	40-27-9-6/95	32, 32, 28	GIGUERE	17,174*

GOAL KEY: UNDERLINE = POWER PLAY GOAL, \* = SHORTHANDED GOAL, BOLD = GAME-WINNING GOAL, + = GAME-TYING GOAL, \$ = EMPTY NET GOAL, ITALIC = PENALTY SHOT GOAL ^ = SELLOUT AT THE ARROWHEAD POND OF ANAHEIM. WHEN TWO GOALTENDERS PLAY IN ONE GAME, ALL CAPS RECEIVED DECISION.



# 2001-02 MIGHTY DUCKS OF ANAHEIM



**Front Row L-R:** Jean-Sebastien Giguere, Goaltending Consultant Francois Allaire, Assistant General Manager David McNab, President & General Manager Pierre Gauthier, Alternate Captain Steve Rucchin, Captain Paul Kariya, Alternate Captain Oleg Tverdokavich, Head Coach Bryan Murray, Assistant Coach Guy Charron, Assistant Coach Tom Watt, Steve Shields. **2nd Row L-R:** Assistant Equipment Manager John Allaway, Equipment Manager Mark O'Neill, Dan Bylsma, Ruslan Salei, Matt Cullen, Jeff Friesen, German Titov, Head Athletic Trainer Chris Phillips, Assistant Athletic Trainer Greg Thayer. **3rd Row L-R:** Timo Parssinen, Samuel Pahlsson, Kevin Sawyer, Niclas Havelid, Mike Leclerc, Keith Carney, Denny Lambert, Andy McDonald. **4th Row L-R:** Jason York, Patric Kjellberg, Marc Chouinard, Pavel Trnka, Vitaly Vishnevski.

## 2001-02 SEASON:

The Ducks finished the season 29-42-8-3 for 69 points...Anaheim went 15-13-2-0 in the last 30 contests...the Ducks had the best defensive season in franchise history...they had a team GAA of 2.39 (ranking ninth in the NHL) allowing just 198 goals the entire season...the previous club records were 206 goals allowed for a 2.48 GAA set in 1998-99...Anaheim also had the best penalty kill in club history...the PK unit killed 284-of-330 (86.1%) penalties, bettering the club record of 84.5% set in 1998-99...the fewest PP goals the club had allowed in a season was also set in 98-99, when it gave up 60 power play markers...in 2001-2002, the team shattered that record by allowing just 46 power play goals...Goaltender J.S. Giguere finished 2001-2002 with the fifth-best goals against average

(2.13) and tied (with Burke & Khabibulin) for the fifth-best save percentage (.920) in the NHL...he shattered the club record for lowest goals-against average, well ahead of Guy Hebert's 2.45 GAA in 1998-99...Paul Kariya finished the 2001-2002 regular season as the Ducks leader in goals (32), points (57), power play goals (11), game-winning goals (8) and shots (289)...defenseman Keith Carney led the team with a +14 rating in his first season with the Ducks...Head Coach Bryan Murray finished the 2001-2002 regular season ranked seventh in all-time coaching wins...he moved into seventh place with his 501st win on Jan. 26 @ Nashville (3-1 final)...his historic 500th NHL coaching win came the previous night on Jan. 25 @ Dallas in a 6-1 triumph (eighth coach in NHL history with 500 wins)...Murray also became the eighth coach in NHL history to coach 1,000 games on Nov. 28 vs. Edmonton.



Jean-Sebastien Giguere



# 2001-02 GAME-BY-GAME



GAME	DATE	OPPONENT	RESULT	RECORD/PTS.	DUCKS GOALS (BY #)	ANA. GOALTENDER(S)	ATTENDANCE
1	10/4	@ BOSTON	2-4 L	0-1-0-0/0	11, 9	SHIELDS	17,565
2	10/6	@ PITTSBURGH	4-2 W	1-1-0-0/2	17, 17*	SHIELDS	15,411
3	10/8	@ TORONTO	1-6 L	1-2-0-0/2	12	SHIELDS, BRYZGALOV	18,585
4	10/9	@ MONTREAL	1-3 L	1-3-0-0/2	11	SHIELDS	17,510
5	10/12	WASHINGTON	2-1 W	2-3-0-0/4	20, 33	SHIELDS	16,219
6	10/14	TAMPA BAY	2-3 L	2-4-0-0/4	12, 10	GIGUERE	9,579
7	10/17	BOSTON	2-2 T (OT)	2-4-1-0/5	20, 11	SHIELDS	10,348
8	10/18	@ LOS ANGELES	1-4 L	2-5-1-0/5	13	SHIELDS	13,916
9	10/21	VANCOUVER	3-1 W	3-5-1-0/7	24,12,16	GIGUERE	10,435
10	10/24	@ PHOENIX	3-2 W (OT)	4-5-1-0/9	21, 32, 12	GIGUERE	9,885
11	10/28	COLORADO	2-3 L	4-6-1-0/9	33, 26	GIGUERE	14,655
12	10/31	SAN JOSE	2-4 L	4-7-1-0/9	17, 9	SHIELDS	9,273
13	11/2	CHICAGO	5-2 W	5-7-1-0/11	9, 9, 20, 21, 26	GIGUERE	12,893
14	11/4	ATLANTA	5-0 W	6-7-1-0/13	21, 9, 21*	GIGUERE	9,876
15	11/7	CALGARY	3-3 T (OT)	6-7-2-0/14	28, 20, 9	GIGUERE	9,639
16	11/9	DETROIT	0-1 L	6-8-2-0/14	-	GIGUERE	17,174*
17	11/11	DALLAS	2-2 T (OT)	6-8-3-0/15	12, 11*	SHIELDS	11,918
18	11/14	SAN JOSE	2-4 L	6-9-3-0/15	24,11	SHIELDS	9,852
19	11/16	@ COLUMBUS	2-3 L	6-10-3-0/15	10, 23	GIGUERE	18,136
20	11/17	@ WASHINGTON	1-4 L	6-11-3-0/15	26	GIGUERE	17,298
21	11/20	@ TAMPA BAY	2-3 L	6-12-3-0/15	9, 9	SHIELDS	15,012
22	11/21	@ FLORIDA	0-6 L	6-13-3-0/15	-	GIGUERE	15,232
23	11/24	@ NY ISLANDERS	3-5 L	6-14-3-0/15	13, 16, 9	GIGUERE	16,234
24	11/25	@ NY RANGERS	3-2 W	7-14-3-0/17	16, 25, 9	SHIELDS	18, 200
25	11/28	EDMONTON	0-2 L	7-15-3-0/17	-	SHIELDS	9,527
26	11/30	SAN JOSE	2-5 L	7-16-3-0/17	16, 21	GIGUERE	12,190
27	12/2	NASHVILLE	4-2 W	8-16-3-0/19	12, 11, 12, 17	SHIELDS	10,214
28	12/5	@ EDMONTON	2-3 OTL (OT)	8-16-3-1/20	16, 11	SHIELDS	15,545
29	12/6	@ VANCOUVER	2-3 L	8-17-3-1/20	7, 16	GIGUERE	15,972
30	12/8	@ CALGARY	4-0 W	9-17-3-1/22	9, 18, 33, 13	GIGUERE, SHIELDS	14,330
31	12/10	@ COLORADO	1-1 T (OT)	9-17-4-1/23	21	GIGUERE	18,007
32	12/12	VANCOUVER	0-1 OTL (OT)	9-17-4-2/24	-	GIGUERE	9,570
33	12/14	COLUMBUS	2-3 L	9-18-4-2/24	3, 17	SHIELDS	9,629
34	12/16	LOS ANGELES	2-3 OTL (OT)	9-18-4-3/25	13, 11	GIGUERE	17,002
35	12/18	@ MINNESOTA	5-1 W	10-18-4-3/27	18, 12, 19, 19, 12	GIGUERE	18,568
36	12/19	@ COLORADO	1-2 L	10-19-4-3/27	17	GIGUERE	18,007
37	12/21	PHOENIX	2-1 W	11-19-4-3/29	9, 17	GIGUERE	10,463
38	12/23	@ PHOENIX	4-0 W	12-19-4-3/31	19, 27, 32, 9	GIGUERE	13,815
39	12/26	@ SAN JOSE	2-1 W	13-19-4-3/33	12, 17	SHIELDS	17,496
40	12/27	@ LOS ANGELES	2-2 T (OT)	13-19-5-3/34	11, 17	GIGUERE	18,610
41	12/30	@ CHICAGO	1-2 L	13-20-5-3/34	18	SHIELDS	17,382
42	12/31	@ COLUMBUS	1-3 L	13-21-5-3/35	10	GIGUERE	18,136
43	1/02	@ DETROIT	3-5 L	13-22-5-3/35	26*, 10, 32	SHIELDS, GIGUERE	20,058
44	1/04	FLORIDA	1-2 L	13-23-5-3/35	11	GIGUERE	10,696
45	1/09	ST. LOUIS	2-3 L	13-24-5-3/35	18, 3	GIGUERE	9,375
46	1/11	@ MINNESOTA	2-2 T (OT)	13-24-6-3/36	16, 9	GIGUERE	18,568
47	1/12	@ NASHVILLE	1-2 L	13-25-6-3/36	11	SHIELDS	16,561
48	1/14	NASHVILLE	5-3 W	14-25-6-3/38	16, 9, 9, 9, 17	GIGUERE	9,522
49	1/16	BUFFALO	1-3 L	14-26-6-3/38	12	SHIELDS	9,845
50	1/18	@ EDMONTON	1-3 L	14-27-6-3/38	18	GIGUERE	16,558
51	1/19	@ CALGARY	1-2 L	14-28-6-3/38	19	GIGUERE	17,409
52	1/21	LOS ANGELES	2-4 L	14-29-6-3/38	12, 11	SHIELDS	17,079
53	1/23	MINNESOTA	3-2 W (OT)	15-29-6-3/40	12, 13, 3	GIGUERE	9,511
54	1/25	@ DALLAS	6-1 W	16-29-6-3/42	13, 17, 9, 12, 32, 17	GIGUERE	18,532
55	1/26	@ NASHVILLE	3-1 W	17-29-6-3/44	21, 17, 12	GIGUERE	15,537
56	1/28	@ ST. LOUIS	1-0 W	18-29-6-3/46	9	GIGUERE	18,909
57	1/30	COLUMBUS	3-1 W	19-29-6-3/48	11, 19, 17	GIGUERE	9,498
58	2/06	PHILADELPHIA	5-4 W	20-29-6-3/50	9, 9, 13, 9, 10	GIGUERE	13,614
59	2/08	CAROLINA	1-4 L	20-30-6-3/50	12	GIGUERE	10,589
60	2/10	DALLAS	1-5 L	20-31-6-3/50	12	SHIELDS	14,617
61	2/13	CALGARY	3-2 W	21-31-6-3/52	17, 7, 19	GIGUERE	9,583
62	2/17	MINNESOTA	3-5 L	21-32-6-3/52	9, 9, 26	GIGUERE	10,022
63	3/03	@ CHICAGO	1-2 L	21-33-6-3/52	17	GIGUERE	20,161
64	3/06	@ ATLANTA	4-1 W	22-33-6-3/54	3, 9, 18, 9	SHIELDS	11,016
65	3/08	NEW JERSEY	2-1 W	23-33-6-3/56	11, 9	SHIELDS	15,051
66	3/10	OTTAWA	2-4 L	23-34-6-3/56	13, 27	SHIELDS	12,358
67	3/13	PITTSBURGH	4-2 W	24-34-6-3/58	17, 17, 24, 20	GIGUERE	12,536
68	3/15	CHICAGO	1-1 T (OT)	24-34-7-3/59	13	GIGUERE	11,360
69	3/17	ST. LOUIS	2-3 L	24-35-7-3/59	19, 24	GIGUERE	12,702
70	3/19	@ DETROIT	2-1 W	25-35-7-3/61	9, 9	SHIELDS	20,058
71	3/21	@ PHILADELPHIA	1-2 L	25-36-7-3/61	11	SHIELDS	19,527
72	3/22	@ ST. LOUIS	2-3 L	25-37-7-3/61	9, 12	GIGUERE	19,534
73	3/24	@ DALLAS	2-1 W	26-37-7-3/63	20, 21	GIGUERE	18,532
74	3/27	PHOENIX	2-4 L	26-38-7-3/63	3, 13	GIGUERE	11,297
75	3/28	@ PHOENIX	2-1 W (OT)	27-38-7-3/65	20, 13	SHIELDS	14,725
76	3/30	@ VANCOUVER	1-4 L	27-39-7-3/65	33	SHIELDS	18,422
77	4/02	@ SAN JOSE	1-3 L	27-40-7-3/65	26	GIGUERE	17,496
78	4/03	DETROIT	1-1 T (OT)	27-40-8-3/66	11	SHIELDS, GIGUERE	17,174*
79	4/05	EDMONTON	2-0 W	28-40-8-3/67	9, 13	GIGUERE	13,369
80	4/07	DALLAS	4-1 W	29-40-8-3/69	18, 13, 12, 9	GIGUERE	14,661
81	4/12	COLORADO	1-3 L	29-41-8-3/69	11	GIGUERE	17,174*
82	4/14	@ LOS ANGELES	0-1 L	29-42-8-3/69	-	GIGUERE	18,349

GOAL KEY: UNDERLINE = POWER PLAY GOAL, \* = SHORTHANDED GOAL, BOLD = GAME-WINNING GOAL, = = GAME-TYING GOAL, \$ = EMPTY NET GOAL, ITALIC = PENALTY SHOT GOAL ^ = SELLOUT AT THE ARROWHEAD POND OF ANAHEIM. WHEN TWO GOALTENDERS PLAY IN ONE GAME, ALL CAPS RECEIVED DECISION.

# 2000-01 MIGHTY DUCKS OF ANAHEIM



**Front Row L-R:** Jean-Sebastien Giguere, Assistant Coach Kelly Miller, Assistant General Manager David McNab, President & General Manager Pierre Gauthier, Alternate Captain Steve Rucchin, Captain Paul Kariya, Alternate Captain Dan Bylsma, Chairman & Governor Tony Tavares, Head Coach Guy Charron, Associate Coach Terry Simpson, Gregg Naumenko. **2nd Row L-R:** Assistant Equipment Manager John Allaway, Equipment Manager Mark O'Neill, German Titov, Ruslan Salei, Oleg Tverdovsky, Matt Cullen, Jeff Friesen, Head Athletic Trainer Chris Phillips, Assistant Athletic Trainer Greg Thayer. **3rd Row L-R:** Mike Crowley, Pascal Trepanier, Marty McInnis, Tony Hrkac, Samuel Pahlsson, Petr Tenkrat, Niclas Havelid. **4th Row L-R:** Antti-Jussi Niemi, Jim Cummins, Pavel Trnka, Marc Chouinard, Mike Leclerc, Vitaly Vishnevski, Jonas Ronnqvist. Not Pictured: Steve Shield

## 2000-01 SEASON:

The Ducks finished the season 25-41-11-5 for 66 points...the team had a point in 10 of their last 16 games, winning seven of them (7-6-3-0)...the Ducks went 9-10-5-1 in their last 25 games...Anaheim posted a five-game winning streak at HOME, tying the club-record for consecutive victories at the Arrowhead Pond, Mar. 4 - Apr. 1 (set twice - 3/8-4/3, 1996 & 10/22-11/5, 1995)...**Jean-Sebastien Giguere** started 23 consecutive games for the Ducks, 2/11-4/4, tying

the club-record set by **Guy Hebert** (2/5-3/26, 1997)... he posted back-to-back shutouts Mar. 11-13, just the second time in club history that had happened...**Paul Kariya** recorded his fifth 30+goal year over the previous six seasons and led the team with 67 points (33-34=67)...defenseman **Oleg Tverdovsky** led the team in assists (14-39=53), while leading team defensemen in all three categories...defenseman Vitaly Vishnevski finished fifth in the NHL in hits with 284.



Dan Bylsma

# 2000-01 GAME-BY-GAME



GAME	DATE	OPPONENT	RESULT	RECORD/PTS.	DUCKS GOALS (BY #)	ANA. GOALTENDER(S)	ATTENDANCE
1	10/6	MINNESOTA	3-1 W	1-0-0/2	19, 17, 16	HEBERT	16,520
2	10/8	ST. LOUIS	1-5 L	1-1-0/2	13	HEBERT	11,134
3	10/11	BOSTON	2-3 L (OT)	1-1-0-1/3	8, 19	HEBERT	11,167
4	10/14	@ NEW JERSEY	2-4 L	1-2-0-1/3	29*, 8	HEBERT/ROUSSEL	14,789
5	10/16	@ NY RANGERS	4-3 W	2-2-0-1/5	16, 9, 26, 12	ROUSSEL	18,200
6	10/17	@ NY ISLANDERS	4-3 W	3-2-0-1/7	16, 12, 3, 8	HEBERT	6,336
7	10/20	@ BUFFALO	2-2 T (OT)	3-2-1-1/8	9, 15	ROUSSEL	17,409
8	10/21	@ PHILADELPHIA	4-3 W	4-2-1-1/10	20, 12, 15, 8	HEBERT	19,477
9	10/23	LOS ANGELES	4-5 L (OT)	4-2-2-1/11	16, 16, 12, 16	HEBERT	14,098
10	10/25	@ LOS ANGELES	2-6 L	4-3-1-2/11	9, 20	ROUSSEL/HEBERT	18,118
11	10/27	EDMONTON	3-2 W	5-3-1-2/13	17, 8, 9	HEBERT	13,592
12	10/29	@ CALGARY	6-3 W	6-1-3-2/15	15, 8, 20, 9, 19, 6	HEBERT	16,144
13	10/30	@ EDMONTON	3-5 L	6-4-1-2/15	10, 8, 17	HEBERT	12,002
14	11/1	PHOENIX	1-1 T (OT)	6-4-2-2/16	10*	HEBERT	11,602
15	11/4	@ NASHVILLE	3-3 T (OT)	6-4-3-2/17	13, 29, 27*	HEBERT	16,512
16	11/5	@ CHICAGO	2-4 L	6-5-3-2/17	8, 16	ROUSSEL/HEBERT	13,360
17	11/8	VANCOUVER	2-7 L	6-6-3-2/17	9*, 29	HEBERT/ROUSSEL	11,588
18	11/11	@ COLORADO	1-3 L	6-7-3-2/17	24	ROUSSEL	18,007
19	11/12	DETROIT	2-3 L	6-8-3-2/17	12, 16	HEBERT	16,417
20	11/15	COLORADO	0-3 L	6-9-3-2/17	NONE	HEBERT	13,470
21	11/18	@ PHOENIX	6-2 W	7-9-3-2/19	16, 19, 15, 14, 8, 12	HEBERT	15,374
22	11/19	NY ISLANDERS	2-1 W	8-9-3-2/21	9, 8	HEBERT	13,047
23	11/22	NEW JERSEY	2-5 L	8-10-3-2/21	8, 17	HEBERT/ROUSSEL	13,932
24	11/24	@ CALGARY	2-2 T (OT)	8-10-4-2/22	9, 12	ROUSSEL	17,139
25	11/25	@ EDMONTON	2-3 L	8-11-4-2/22	15, 10	GIGUERE	17,100
26	11/28	@ VANCOUVER	1-4 L	8-12-4-2/22	28	GIGUERE	14,848
27	11/30	@ SAN JOSE	2-3 L (OT)	8-12-4-3/23	12, 9	ROUSSEL	17,496
28	12/3	LOS ANGELES	4-0 W	9-12-4-3/25	12, 10, 11, 9*	HEBERT	*17,174
29	12/5	@ ST. LOUIS	0-1 L	9-13-4-3/25	NONE	HEBERT	18,410
30	12/6	@ COLUMBUS	2-5 L	9-14-4-3/25	12, 17	HEBERT/ROUSSEL	15,648
31	12/8	@ MINNESOTA	1-0 W (OT)	10-14-4-3/27	10	HEBERT	18,064
32	12/10	DALLAS	0-1 L	10-15-4-3/27	NONE	HEBERT	12,671
33	12/13	COLUMBUS	5-4 W (OT)	11-15-4-3/29	9, 13, 28, 13, 28	HEBERT	11,630
34	12/15	NY RANGERS	6-4 W	12-15-4-3/31	17, 18, 9, 16, 12, 12	HEBERT	14,944
35	12/17	TAMPA BAY	3-1 W	13-15-4-3/33	10, 16, 15*	HEBERT	11,207
36	12/20	ATLANTA	2-4 L	13-16-4-3/33	16, 26	HEBERT	12,051
37	12/22	@ DETROIT	1-2 L (OT)	13-16-4-4/34	18	HEBERT	19,995
38	12/23	@ ST. LOUIS	2-5 L	13-17-4-4/34	29, 17	HEBERT	19,736
39	12/27	@ DALLAS	1-3 L	13-18-4-4/34	13	ROUSSEL	17,001
40	12/28	@ NASHVILLE	2-2 T (OT)	13-18-5-4/35	17, 18*	HEBERT	16,434
41	12/31	@ MINNESOTA	2-3 L	13-19-5-4/35	15, 7	HEBERT	18,064
42	1/3	FLORIDA	3-2 W (OT)	14-19-5-4/37	8, 13, 18	ROUSSEL	11,396
43	1/5	CALGARY	4-4 T (OT)	14-19-6-4/38	16, 16, 8, 8*	HEBERT	12,943
44	1/10	ST. LOUIS	2-4 L	14-20-6-4/38	28, 8	HEBERT	14,600
45	1/12	BUFFALO	0-4 L	14-21-6-4/38	NONE	HEBERT	13,372
46	1/14	@ CAROLINA	0-4 L	14-22-6-4/38	NONE	GIGUERE	13,013
47	1/15	@ PITTSBURGH	2-3 L	14-23-6-4/38	15, 15	HEBERT	17,148
48	1/17	@ ATLANTA	5-2 W	15-23-6-4/40	21, 8, 23, 23, 16	GIGUERE	15,040
49	1/19	PHOENIX	3-4 L	15-24-6-4/40	16, 10, 8	GIGUERE	14,280
50	1/21	COLORADO	2-4 L	15-25-6-4/40	16, 16	HEBERT/GIGUERE	16,417
51	1/24	MINNESOTA	0-5 L	15-26-6-4/40	NONE	GIGUERE	11,692
52	1/26	@ DETROIT	2-3 L	15-27-6-4/40	15, 27	HEBERT	19,995
53	1/27	@ COLUMBUS	1-2 L	15-28-6-4/40	32	GIGUERE	18,136
54	1/31	NASHVILLE	0-3 L	15-29-6-4/40	NONE	HEBERT	10,961
55	2/1	@ PHOENIX	4-2 W	16-29-6-4/42	27, 8, 8, 8*	GIGUERE	13,267
56	2/7	CHICAGO	2-3 L	16-30-6-4/42	9, 15	GIGUERE	11,682
57	2/9	WASHINGTON	3-4 L	16-31-6-4/42	9, 9, 10	HEBERT	12,942
58	2/11	CAROLINA	2-2 T (OT)	16-31-7-4/43	8, 12*	GIGUERE	12,630
59	2/14	EDMONTON	3-3 T (OT)	16-31-8-4/44	16, 8, 12*	GIGUERE	11,307
60	2/16	@ DALLAS	2-3 L (OT)	16-31-8-5/45	10, 27	GIGUERE	17,001
61	2/19	CALGARY	6-2 W	17-31-8-5/47	9, 9, 8, 8, 23*	GIGUERE	11,438
62	2/21	SAN JOSE	1-0 W	18-31-8-5/49	10	GIGUERE	12,973
63	2/23	@ SAN JOSE	1-3 L	18-32-8-5/49	8	GIGUERE	17,496
64	2/25	COLUMBUS	2-5 L	18-33-8-5/49	12, 9	GIGUERE	12,308
65	2/28	DETROIT	1-3 L	18-34-8-5/49	13	GIGUERE	15,761
66	3/2	DALLAS	2-5 L	18-35-8-5/49	10, 17	GIGUERE	14,660
67	3/4	LOS ANGELES	4-0 W	19-35-8-5/51	32, 8, 9, 9	GIGUERE	*17,174
68	3/7	MONTREAL	4-2 W	20-35-8-5/53	9, 19, 15	GIGUERE	12,568
69	3/9	CHICAGO	3-1 W	21-35-8-5/55	9, 10, 9*	GIGUERE	13,492
70	3/11	NASHVILLE	1-0 W (OT)	22-35-8-5/57	25	GIGUERE	13,888
71	3/13	@ WASHINGTON	2-0 W	23-35-8-5/59	26, 15	GIGUERE	14,502
72	3/14	@ TORONTO	2-3 L	23-36-8-5/59	9, 9	GIGUERE	19,038
73	3/16	@ OTTAWA	1-4 L	23-37-8-5/59	40	GIGUERE	18,500
74	3/18	@ CHICAGO	4-1 W	24-37-8-5/61	11, 19, 16, 26*	GIGUERE	15,014
75	3/21	@ DALLAS	0-8 L	24-38-8-5/61	NONE	GIGUERE/NAUMENKO	17,001
76	3/24	@ LOS ANGELES	3-3 T (OT)	24-38-9-5/62	27, 13, 10*	GIGUERE	18,118
77	3/29	@ SAN JOSE	4-7 L	24-39-9-5/62	9, 9, 13, 9	GIGUERE	17,496
78	3/30	@ VANCOUVER	2-2 T (OT)	24-39-10-5/63	11, 9	GIGUERE	18,422
79	4/1	VANCOUVER	2-1 W	25-39-10-5/65	27, 18	GIGUERE	16,006
80	4/4	@ COLORADO	1-1 T (OT)	25-39-11-5/66	9	GIGUERE	18,007
81	4/6	PHOENIX	2-5 L	25-40-11-5/66	32, 8	NAUMENKO	16,082
82	4/8	SAN JOSE	1-4 L	25-41-11-5/66	10	GIGUERE	*17,174

GOAL KEY: UNDERLINE = POWER PLAY GOAL, \* = SHORTHANDED GOAL, BOLD = GAME-WINNING GOAL, + = GAME-TYING GOAL, \$ = EMPTY NET GOAL, ITALIC = PENALTY SHOT GOAL ^ = SELLOUT AT THE ARROWHEAD POND OF ANAHEIM. WHEN TWO GOALTENDERS PLAY IN ONE GAME, ALL CAPS RECEIVED DECISION.



# 1999-00 MIGHTY DUCKS OF ANAHEIM



**Front Row (sitting) L-R:** Dominic Roussel, Assistant General Manager David McNab, President and General Manager Pierre Gauthier, Alternate Captain Teemu Selanne, Captain Paul Kariya, Alternate Captain Kevin Haller, Chairman and Governor Tony Tavares, Head Coach Craig Hartsburg, Guy Hebert. **Second Row L-R:** Assistant Equipment Manager John Allaway, Equipment Manager Mark O'Neill, Assistant Coach George Burnett, Jeff Nielsen, Matt Cullen, Marty McInnis, Ted Donato, Assistant Coach Newell Brown, Head Athletic Trainer Chris Phillips, Assistant Athletic Trainer Greg Thayer. **Third Row L-R:** Kip Miller, Tony Hrkac, Pascal Trepanier, Ruslan Salei, Oleg Tverdovsky, Fredrik Olausson, Niclas Havelid, Jorgen Jonsson, Ladislav Kohn. **Top Row L-R:** Mike Leclerc, Antti Aalto, Pavel Trnka, Stu Grimson, Steve Rucchin, Ed Ward, Jason Marshall, Vitaly Vishnevski.

## 1999-00 SEASON:

The Mighty Ducks finished 34-33-12-3 for 83 points...Anaheim went 3-2-0-1 in the last six games, 7-5-2-2 in the last 16 games and 14-10-6-2 in its last 32 contests...the Ducks were 19-13-7-2 at home, including 6-0-2-2 in their last 10 games...Anaheim was 7-1-3-2 in the last 13, and 12-7-3-2 in the last 24 games @ the Arrowhead Pond...the Ducks finished 15-20-5-1 on the road, including 7-7-3-1 in their last 18 road games...Anaheim had a five-game road unbeaten streak (3-0-2-0) snapped Feb. 12 @ STL, tying for the club's longest road unbeaten streak (done four other times)...the Ducks' five-game road winning streak from Nov. 26-Dec. 26 set a new club-record (old record was four games)...**Oleg Tverdovsky** was the only Duck to play in all 82 games, while also leading all team defensemen in points (51)...**Paul Kariya** ranked fourth in the NHL in scoring with 86 points (leading the Ducks), despite missing eight games

due to injury...**Teemu Selanne** finished the 1999-2000 season ranked fifth in the NHL in scoring with 85 points...despite missing 11 games due to injury, **Steve Rucchin** ranked second in the NHL in total faceoff wins (1,066- behind only Adam Oates)...defenseman **Fredrik Olausson** announced his retirement following the club's last game, finishing his final NHL season with 15-19=34 points in 70 games...**Guy Hebert** had most of the work in goal, playing in 68 games...he appeared in his 400th game as a Mighty Duck in the season finale Apr. 9 vs. Los Angeles.




# 1999-00 GAME-BY-GAME



GAME	DATE	OPPONENT	RESULT	RECORD/PTS.	DUCKS	GOALS (BY #)	ANA.	GOALTENDER(S)	ATTENDANCE
1	10/2	@ DALLAS	0-2 L	0-1-0/0		NONE	HEBERT		17,001
2	10/5	@ PHOENIX	0-4 L	0-2-0/0		NONE	HEBERT/ROUSSEL		15,780
3	10/8	DALLAS	3-0 W	1-2-0-0/2		5, 8, 10	HEBERT		*17,174
4	10/11	SAN JOSE	5-3 W	2-2-0-0/4		17, 2, 10, 16, 20s	HEBERT		13,571
5	10/13	@ NEW JERSEY	2-3 L	2-3-0-0/4		9, 20	HEBERT		11,109
6	10/15	@ TAMPA BAY	3-2 W	3-3-0-0/6		21, 9, 12	ROUSSEL		11,616
7	10/16	@ FLORIDA	2-3 L (OT)	3-3-0-1/7		12, 20	HEBERT		14,854
8	10/19	@ WASHINGTON	7-1 W	4-3-0-1/9		7, 8, 12, 17, 8, 14, 12	HEBERT		10,522
9	10/21	@ CHICAGO	5-5 T (OT)	4-3-1-1/10		18, 9, 14, 16, 8+	HEBERT		14,093
10	10/24	BOSTON	2-3 L	4-4-1-1/10		17, 10	HEBERT		14,712
11	10/27	PITTSBURGH	2-1 W (OT)	5-4-1-1/12		16, 8	ROUSSEL		13,683
12	10/29	WASHINGTON	5-2 W	6-4-1-1/14		9, 8, 10, 2, 9	HEBERT		13,586
13	10/31	PHOENIX	0-3 L	6-5-1-1/14		NONE	HEBERT		13,896
14	11/3	PHILADELPHIA	3-3 T (OT)	6-5-2-1/15		9, 2, 8	ROUSSEL		13,898
15	11/7	EDMONTON	3-1 W	7-5-2-1/17		16, 8, 17	HEBERT		13,555
16	11/9	@ TORONTO	2-0 W	8-5-2-1/19		16, 9s	HEBERT		19,148
17	11/11	@ MONTREAL	1-2 L	8-6-2-1/19		17	HEBERT		20,573
18	11/13	@ OTTAWA	2-4 L	8-7-2-1/19		9, 19	HEBERT		18,500
19	11/15	@ DETROIT	3-6 L	8-8-2-1/19		21, 9, 19	ROUSSEL		19,983
20	11/17	CALGARY	2-1 W	9-8-2-1/21		14, 29	HEBERT		12,928
21	11/19	CHICAGO	4-2 W	10-8-2-1/23		16, 20, 28, 2	HEBERT		15,264
22	11/22	MONTREAL	1-2 L	10-9-2-1/23		21	HEBERT		12,496
23	11/24	NEW JERSEY	1-2 L	10-10-2-1/23		2	HEBERT		13,474
24	11/26	@ DALLAS	4-2 W	11-10-2-1/25		15, 8, 8, 8	HEBERT		17,001
25	11/27	@ NASHVILLE	4-3 W	12-10-2-1/27		20, 9, 9, 20	HEBERT		17,113
26	12/1	TAMPA BAY	2-4 L	12-11-2-1/27		9, 12	HEBERT		12,047
27	12/3	LOS ANGELES	1-1 T (OT)	12-11-3-1/28		7+	HEBERT		*17,174
28	12/4	@ PHOENIX	2-1 W	13-11-3-1/30		33, 21	HEBERT		14,904
29	12/8	VANCOUVER	2-2 T (OT)	13-11-4-1/31		9, 20+	HEBERT		12,488
30	12/10	COLORADO	1-2 L	13-12-4-1/31		24	HEBERT		13,927
31	12/12	ATLANTA	4-1 W	14-12-4-1/33		8, 12, 29, 8s	ROUSSEL		12,886
32	12/15	@ COLORADO	4-2 W	15-12-4-1/35		19, 19, 21, 8	ROUSSEL		18,007
33	12/17	CHICAGO	2-0 W	16-12-4-1/37		28, 24	HEBERT		12,623
34	12/19	DETROIT	3-1 W	17-12-4-1/39		33, 17, 9	HEBERT		16,538
35	12/22	PHOENIX	2-8 L	17-13-4-1/39		9, 19	HEBERT/ROUSSEL		14,315
36	12/26	@ SAN JOSE	1-0 W	18-13-4-1/41		8	ROUSSEL		17,483
37	12/27	@ EDMONTON	1-4 L	18-14-4-1/41		15	ROUSSEL		17,100
38	12/29	@ CALGARY	1-3 L	18-15-4-1/41		21	HEBERT		15,511
39	12/31	@ DALLAS	4-5 L	18-16-4-1/41		17, 9, 9+, 21	HEBERT		17,001
40	1/5	FLORIDA	1-5 L	18-17-4-1/41		19	HEBERT/ROUSSEL		13,024
41	1/7	@ CAROLINA	4-4 T (OT)	18-17-5-1/42		8, 16+, 33, 19	ROUSSEL		12,002
42	1/8	@ DETROIT	3-5 L	18-18-5-1/42		12, 9+, 32	HEBERT		19,983
43	1/12	OTTAWA	0-2 L	18-19-5-1/42		NONE	HEBERT		12,501
44	1/14	ST. LOUIS	3-1 W	19-19-5-1/44		16, 9, 29	HEBERT		14,906
45	1/15	@ PHOENIX	2-4 L	19-20-5-1/44		2, 9	HEBERT		16,210
46	1/17	BUFFALO	0-5 L	19-21-5-1/44		NONE	ROUSSEL		13,617
47	1/19	DALLAS	3-1 W	20-21-5-1/46		14, 9, 9s	HEBERT		13,723
48	1/21	COLORADO	3-3 T (OT)	20-21-6-1/47		10, 9, 8+	HEBERT		*17,174
49	1/22	@ SAN JOSE	3-4 L	20-22-6-1/47		8, 9, 9	HEBERT		17,483
50	1/26	NY ISLANDERS	2-4 L	20-23-6-1/47		8, 9	HEBERT		12,790
51	1/29	@ PITTSBURGH	7-1 W	21-23-6-1/49		8, 14, 9, 17, 20, 9, 15	HEBERT		17,124
52	1/31	@ BOSTON	4-2 W	22-23-6-1/51		9, 8, 8, 9	HEBERT		15,689
53	2/1	@ BUFFALO	2-2 T (OT)	22-23-7-1/52		2, 20+	HEBERT		18,690
54	2/3	@ PHILADELPHIA	3-3 T (OT)	22-23-8-1/53		10, 19, 8	HEBERT		19,742
55	2/8	@ LOS ANGELES	5-3 W	23-23-8-1/55		17, 6, 10, 20, 9	HEBERT		18,118
56	2/9	DALLAS	3-5 L	23-24-8-1/55		2, 17, 9	HEBERT		13,684
57	2/12	@ ST. LOUIS	3-6 L	23-25-8-1/55		11, 9, 9	HEBERT		20,216
58	2/14	@ CHICAGO	4-3 W	24-25-8-1/57		17, 20, 11, 21	ROUSSEL		13,737
59	2/16	CALGARY	6-5 W (OT)	25-25-8-1/59		5, 20, 9, 20, 2, 10	HEBERT		12,956
60	2/18	SAN JOSE	4-4 T (OT)	25-25-9-1/60		17, 8, 10, 24	HEBERT		16,868
61	2/21	ST. LOUIS	2-4 L	25-26-9-1/60		21, 24	ROUSSEL		13,346
62	2/23	VANCOUVER	4-4 T (OT)	25-26-10-1/61		10, 8, 20, 29+	ROUSSEL		12,682
63	2/27	EDMONTON	3-2 W	26-26-10-1/63		16, 2, 5	HEBERT		*17,174
64	2/29	@ SAN JOSE	4-2 W	27-26-10-1/65		17, 16, 10, 12	HEBERT		17,483
65	3/2	@ VANCOUVER	1-3 L	27-27-10-1/65		11	HEBERT		13,918
66	3/3	@ CALGARY	1-4 L	27-28-10-1/65		11	HEBERT/ROUSSEL		16,430
67	3/5	NASHVILLE	1-0 W	28-28-10-1/67		22	HEBERT		13,601
68	3/8	NY RANGERS	3-4 L (OT)	28-28-10-2/68		15, 20, 8	HEBERT		13,565
69	3/11	@ ST. LOUIS	1-1 T (OT)	28-28-11-2/69		2+	HEBERT/ROUSSEL		20,274
70	3/14	@ COLORADO	2-4 L	28-29-11-2/69		10, 21	ROUSSEL		18,007
71	3/15	LOS ANGELES	2-2 T (OT)	28-29-12-2/70		20, 10	HEBERT		*17,174
72	3/17	SAN JOSE	4-2 W	29-29-12-2/72		8, 2, 10, 8s	HEBERT		16,573
73	3/19	DETROIT	3-1 W	30-29-12-2/74		2, 2, 9	HEBERT		*17,174
74	3/21	@ LOS ANGELES	5-2 W	31-29-12-2/76		21, 14, 11, 21, 33	HEBERT		17,494
75	3/22	@ EDMONTON	1-2 L	31-30-12-2/76		33	HEBERT		15,673
76	3/24	@ VANCOUVER	1-8 L	31-31-12-2/76		9	HEBERT/ROUSSEL		18,422
77	3/26	PHOENIX	4-3 W (OT)	32-31-12-2/78		8, 8, 2, 10	HEBERT		*17,174
78	4/1	@ LOS ANGELES	1-2 L	32-32-12-2/78		8	HEBERT		18,118
79	4/3	NASHVILLE	3-1 W	33-32-12-2/80		20, 22, 11	HEBERT		15,759
80	4/5	@ CHICAGO	2-5 L	33-33-12-2/80		24, 9	HEBERT		15,112
81	4/7	@ NASHVILLE	5-1 W	34-33-12-2/82		20, 9*, 14, 20, 9	HEBERT		17,113
82	4/9	LOS ANGELES	3-4 L (OT)	34-33-12-3/83		9, 8, 8	HEBERT		*17,174

GOAL KEY: UNDERLINE = POWER PLAY GOAL, \* = SHORTHANDED GOAL, BOLD = GAME-WINNING GOAL, + = GAME-TYING GOAL, \$ = EMPTY NET GOAL, ITALIC = PENALTY SHOT GOAL \* = SELLOUT AT THE ARROWHEAD POND OF ANAHEIM WHEN TWO GOALTENDERS PLAY IN ONE GAME, ALL CAPS RECEIVED DECISION.

# 1998-99 MIGHTY DUCKS OF ANAHEIM



**Front Row (sitting) L-R:** Dominic Roussel, Assistant Coach George Burnett, Assistant General Manager David McNab, President and General Manager Pierre Gauthier, Alternate Captain Teemu Selanne, Captain Paul Kariya, Alternate Captain Kevin Haller, Chairman and Governor Tony Tavares, Head Coach Craig Hartsburg, Assistant Coach Newell Brown, Guy Hebert. **Second Row L-R:** Assistant Trainer Greg Thayer, Head Trainer Greg Smith, Ted Drury, Matt Cullen, Steve Rucchin, Jason Marshall, Ruslan Salei, Goaltending Coach Francois Allaire, Head Equipment Manager Mark O'Neill, Assistant Equipment Manager John Allaway. **Third Row L-R:** Jeff Nielsen, Fredrik Olausson, Tomas Sandstrom, Travis Green, Johan Davidsson, Pascal Trepanier, Marty McNinnis. **Top Row L-R:** Antti Aalto, Dan Trebil, Stu Grimson, Jim McKenzie, Jamie Pushor, Pavel Trnka.

## POSTSEASON NOTES IN PLAYOFF SECTION

### 1998-99 SEASON:

The Mighty Ducks finished the season with a mark of 35-34-13 for 83 points, good for sixth in the Western Conference...the Ducks were a franchise-high five games over .500 five times (latest being a 34-29-12 record after a 2-2 tie @ the NYI on Apr. 3)...the club's 83 points were 18 more than they had in 1997-98 (65 points), the third largest increase in the NHL...Anaheim lost only 12 of its last 34 games (18-12-4) and finished one win shy of equaling the club-record for wins in one season...the club led the league in power play percentage with a 22.0% mark (83-for-378)...the Ducks' 79 PPG's from Nov. 1 through the end of the regular season were 15 more than anyone else in the NHL...Anaheim was 28-3-7 when leading after two periods...home record was 21-14-6 (7-3-2 in last 12)...the Ducks established a club-record seven-game winning streak from Feb. 20-Mar. 7...**Paul Kariya** and **Teemu Selanne** combined to average 2.66 points-per-game, leading the league...Teemu Selanne's 47 goals earned him the first-ever Maurice "The Rocket" Richard

Trophy, awarded to the NHL's highest goal scorer...**Paul Kariya's** 429 shots were the second-highest total in NHL history...**Fredrik Olausson** set club-records for defensemen in goals (16), assists (40) & points (56)...**Guy Hebert** and **Dominic Roussel** combined for a .921 SV%, the second-highest in the league...Hebert received most of the workload, ranking second in the NHL in games (68), and second in minutes (4083), while also ranking eighth in wins (31), and tied-for-fourth in shutouts (6)...**Kevin Haller** and Paul Kariya were the only two players to appear in all 82 regular season games.

# 1998-99 GAME-BY-GAME



GAME	DATE	OPPONENT	RESULT	RECORD/PTS.	DUCKS GOALS (BY #)	ANA. GOALTENDER(S)	ATTENDANCE
1	10/10	@ WASHINGTON	0-1 L	0-1-0/0	NONE	ROUSSEL	19,740
2	10/11	@ PHILADELPHIA	1-4 L	0-2-0/0	9	HEBERT	19,519
3	10/13	@ MONTREAL	0-1 L	0-3-0/0	NONE	HEBERT	20,046
4	10/15	@ CHICAGO	5-3 W	1-3-0/2	8, 25, 9*, 17, 8	HEBERT	14,710
5	10/21	BOSTON	3-0 W	2-3-0/4	33, 9, 2	HEBERT	17,174
6	10/25	PHOENIX	2-2 T (OT)	2-3-1/5	8, 20+	HEBERT	16,113
7	10/28	TAMPA BAY	5-3 W	3-3-1/7	9, 17, 32, 32, 85	HEBERT	13,963
8	10/30	@ DALLAS	3-3 T (OT)	3-3-2/8	9, 20, 8+	HEBERT	16,928
9	10/31	@ ST. LOUIS	2-2 T (OT)	3-3-3/9	8, 9	HEBERT	13,941
10	11/4	ST. LOUIS	1-3 L	3-4-3/9	17	HEBERT	14,710
11	11/6	SAN JOSE	2-2 T (OT)	3-4-4/10	17, 24	HEBERT	15,958
12	11/8	DETROIT	2-3 L	3-5-4/10	17, 16	HEBERT	17,174
13	11/11	CAROLINA	5-4 W (OT)	4-5-4/12	16, 8, 33, 9, 20	HEBERT	14,668
14	11/13	@ VANCOUVER	2-5 L	4-6-4/12	16, 20	ROUSSEL	15,582
15	11/14	@ CALGARY	1-0 W	5-6-4/14	25	HEBERT	16,288
16	11/16	LOS ANGELES	3-1 W	6-6-4/16	39*, 22, 95	HEBERT	16,067
17	11/18	NY RANGERS	3-1 W	7-6-4/18	20, 16, 95	HEBERT	15,245
18	11/20	EDMONTON	2-3 L (OT)	7-7-4/18	14, 9	HEBERT	16,367
19	11/22	CHICAGO	4-1 W	8-7-4/20	32, 16, 20, 14	HEBERT	16,423
20	11/25	@ DETROIT	2-5 L	8-8-4/20	9, 9	HEBERT	19,983
21	11/27	@ NASHVILLE	1-3 L	8-9-4/20	9	ROUSSEL	17,298
22	11/29	@ CAROLINA	1-3 L	8-10-4/20	39	HEBERT	6,871
23	12/1	@ PITTSBURGH	4-4 T (OT)	8-10-5/21	39, 2, 20, 39	HEBERT	11,314
24	12/3	@ CHICAGO	1-4 L	8-11-5/21	14	HEBERT	16,149
25	12/6	@ SAN JOSE	2-1 W	9-11-5/23	11, 16	HEBERT	16,321
26	12/9	VANCOUVER	4-4 T (OT)	9-11-6/24	22, 20, 22, 16	HEBERT	14,100
27	12/11	WASHINGTON	1-0 W	10-11-6/26	16	HEBERT	14,631
28	12/13	LOS ANGELES	3-0 W	11-11-6/28	8, 8, 9	HEBERT	17,174
29	12/16	NASHVILLE	6-1 W	12-11-6/30	4, 8, 39, 39, 20, 8	HEBERT	14,222
30	12/18	NY ISLANDERS	2-2 T (OT)	12-11-7/31	8, 2	HEBERT	14,419
31	12/21	COLORADO	2-4 L	12-12-7/31	8, 39	HEBERT	16,568
32	12/22	@ COLORADO	1-0 W	13-12-7/33	19	ROUSSEL	16,061
33	12/28	@ OTTAWA	2-2 T (OT)	13-12-8/34	2, 16*	ROUSSEL	18,500
34	12/30	@ TORONTO	1-4 L	13-13-8/34	8	HEBERT	15,726
35	1/1	@ BUFFALO	7-2 W	14-13-8/36	20, 24, 20, 8, 39, 8, 8	HEBERT	18,595
36	1/2	@ BOSTON	1-2 L	14-14-8/36	8	HEBERT	17,565
37	1/4	@ NASHVILLE	1-2 L	14-15-8/36	2	HEBERT	13,507
38	1/6	BUFFALO	2-3 L (OT)	14-16-8/36	20, 8	HEBERT	15,002
39	1/8	PHOENIX	4-1 W	15-16-8/38	2, 20, 9, 9	ROUSSEL	16,308
40	1/10	EDMONTON	6-4 W	16-16-8/40	2, 9, 39, 8, 8, 11*	ROUSSEL/HEBERT	17,174
41	1/13	CALGARY	1-2 L	16-17-8/40	2	HEBERT	13,542
42	1/15	DALLAS	1-3 L	16-18-8/40	2	HEBERT	17,150
43	1/18	PITTSBURGH	5-3 W	17-18-8/42	2, 16, 17, 16, 95	HEBERT	15,016
44	1/20	NEW JERSEY	3-4 L	17-19-8/42	9, 20, 18	ROUSSEL	14,027
45	1/21	@ PHOENIX	3-3 T (OT)	17-19-9/43	18, 16, 9	ROUSSEL	16,210
46	1/27	COLORADO	3-4 L	17-20-9/43	20, 8, 20	HEBERT	15,011
47	1/28	@ COLORADO	2-6 L	17-21-9/43	16, 11	HEBERT	16,061
48	1/30	@ EDMONTON	0-1 L	17-22-9/43	NONE	HEBERT	17,100
49	2/3	CHICAGO	3-0 W	18-22-9/45	9, 11, 165	HEBERT	15,254
50	2/5	@ TAMPA BAY	5-3 W	19-22-9/47	11, 9, 20, 2, 9	HEBERT	10,872
51	2/6	@ ST. LOUIS	4-3 W	20-22-9/49	11, 16, 2, 27	HEBERT	20,290
52	2/10	PHILADELPHIA	5-4 W	21-22-9/51	8, 2, 8, 20, 2	HEBERT	16,357
53	2/12	DALLAS	2-3 L	21-23-9/51	8, 17	HEBERT	16,230
54	2/14	@ PHOENIX	5-1 W	22-23-9/53	8, 20, 18, 20, 33	HEBERT	16,210
55	2/15	@ LOS ANGELES	3-1 W	23-23-9/55	17, 17, 95	HEBERT	14,664
56	2/17	EDMONTON	2-6 L	23-24-9/55	8, 20	HEBERT/ROUSSEL	14,540
57	2/19	@ CALGARY	3-6 L	23-25-9/55	8, 17, 8	HEBERT	16,347
58	2/20	@ VANCOUVER	5-1 W	24-25-9/57	39, 8, 8, 9, 16	HEBERT	18,422
59	2/24	@ EDMONTON	2-1 W	25-25-9/59	8, 9	ROUSSEL	16,001
60	2/26	SAN JOSE	3-1 W	26-25-9/61	20, 8, 39	HEBERT	17,174
61	2/27	@ SAN JOSE	4-1 W	27-25-9/63	8, 39, 9, 5	HEBERT	17,483
62	3/3	LOS ANGELES	2-1 W	28-25-9/65	11, 8	HEBERT	17,174
63	3/5	NASHVILLE	3-2 W	29-25-9/67	19, 8, 19	ROUSSEL	15,839
64	3/7	DETROIT	3-1 W	30-25-9/69	16, 20*, 17	HEBERT	17,174
65	3/10	VANCOUVER	4-4 T (OT)	30-25-10/70	18, 9, 8, 9	HEBERT	14,199
66	3/12	@ DALLAS	0-4 L	30-26-10/70	NONE	HEBERT/ROUSSEL	16,928
67	3/13	@ PHOENIX	0-1 L	30-27-10/70	NONE	HEBERT	16,210
68	3/17	OTTAWA	2-2 T (OT)	30-27-11/71	27, 11	HEBERT	16,026
69	3/18	@ LOS ANGELES	4-2 W	31-27-11/73	23, 8, 9, 8	HEBERT	12,037
70	3/21	FLORIDA	2-5 L	31-28-11/73	8, 18	HEBERT	16,434
71	3/26	DALLAS	5-1 W	32-28-11/75	16, 11, 8, 8, 9	HEBERT	16,533
72	3/28	CALGARY	5-1 W	33-28-11/77	9, 8, 19, 9, 33	HEBERT	15,975
73	3/31	@ NEW JERSEY	1-7 L	33-29-11/77	9	HEBERT/ROUSSEL	17,239
74	4/2	@ N.Y. RANGERS	4-1 W	34-29-11/79	8, 39, 8, 9	HEBERT	18,200
75	4/3	@ N.Y. ISLANDERS	2-2 T (OT)	34-29-12/80	2, 11+	ROUSSEL	12,297
76	4/5	@ DETROIT	2-3 L	34-30-12/80	17, 11	HEBERT	19,983
77	4/7	@ DALLAS	1-5 L	34-31-12/80	9	ROUSSEL/HEBERT	16,928
78	4/9	SAN JOSE	1-4 L	34-32-12/80	17	HEBERT	17,174
79	4/11	PHOENIX	3-0 W	35-32-12/82	9, 19, 85	HEBERT	17,174
80	4/14	ST. LOUIS	1-3 L	35-33-12/82	9	HEBERT	16,510
81	4/15	@ LOS ANGELES	3-4 L (OT)	35-34-12/82	17, 2, 8	ROUSSEL	14,669
82	4/17	@ SAN JOSE	3-3 T (OT)	35-34-13/83	33, 9, 17	ROUSSEL	17,483

GOAL KEY: UNDERLINE = POWER PLAY GOAL, \* = SHORTHANDED GOAL, BOLD = GAME-WINNING GOAL, + = GAME-TYING GOAL, \$ = EMPTY NET GOAL, ITALIC = PENALTY SHOT GOAL, \* = SELLOUT AT THE ARROWHEAD POND OF ANAHEIM. WHEN TWO GOALTENDERS PLAY IN ONE GAME, ALL CAPS RECEIVED DECISION.

# 1997-98 MIGHTY DUCKS OF ANAHEIM



**Front Row (sitting) L-R:** Mikhail Shtalenkov, Assistant Coach Don Hay, Assistant General Manager David McNab, President Tony Tavares, Alternate Captain Teemu Selanne, Captain Paul Kariya, Alternate Captain David Karpas, Vice President/General Manager Jack Ferreira, Head Coach Pierre Pagé, Assistant Coach Walt Kyle, Guy Hebert. **Second Row L-R:** Head Athletic Trainer Greg Smith, Goaltending Consultant François Allaire, Scott Young, Tomas Sandstrom, Steve Rucchin, Brent Severyn, Doug Houda, Tom Askey, Equipment Manager Mark O'Neill, Assistant Equipment Manager John Allaway. **Third Row L-R:** Massage Therapist John Worth, Strength & Conditioning Coach Todd Norman, Ted Drury, Drew Bannister, Shawn Antoski, Jamie Pushor, Jason Marshall, Travis Green, Assistant Trainer Greg Thayer. **Top Row L-R:** Josef Marha, Mike Leclerc, Matt Cullen, Pavel Trnka, Ruslan Salei, Jeremy Stevenson, J.F. Jomphe, Jeff Nielsen. Unavailable for photo: Frank Banham.

## 1997-98 SEASON:

The Ducks finished the season 26-43-13 for 65 points...the club went 6-7-4 over the last 17 games...Anaheim enjoyed the most success vs. the Atlantic Division, going 7-3-4 (.643 winning percentage) - marking the second best winning percentage vs. any division in franchise history (record is 66.7%, set in 1995-96 when the Ducks went 8-4-0 vs. the Northeast)...Anaheim had three players that ranked among NHL league leaders (including rookie leaders) in several categories (Selanne, Rucchin & Cullen)...the Mighty Ducks and Vancouver Canucks opened up their '97-98 NHL regular seasons with a two-game set in Tokyo on Oct. 3-4. The games marked the first NHL regular season contests outside of North America...**Teemu Selanne's** sensational season included an 11-game goal scoring

streak, three hat tricks, 10 game-winning goals, a club-record 13 goals in a month (November), a hat trick in the All-Star game, a Bronze Medal at the Winter Olympics, and a league-leading 52 goals (tied with Peter Bondra)...Selanne also became just the fourth player in NHL history to record at least 25% of his teams goals in one season...**Paul Kariya** suffered a season-ending concussion on Feb. 1 vs. Chicago and appeared in only 22 games on the season.



# 1997-98 GAME-BY-GAME



GAME	DATE	OPPONENT	RESULT	RECORD/PTS.	DUCKS GOALS (BY #)	ANA. GOALTENDER(S)	ATTENDANCE
1	10/3	@ VANCOUVER (JAPAN)	2-3 L	0-1-0/0	48, 11	HEBERT	10,500
2	10/4	VANCOUVER (JAPAN)	3-2 W	1-1-0/2	8, 17, 36	SHTALENKOV	10,500
3	10/10	OTTAWA	1-1 T (OT)	1-1-1/3	21*	HEBERT	*17,174
4	10/13	BOSTON	0-3 L	1-2-1/3	NONE	HEBERT	16,486
5	10/15	PHILADELPHIA	2-2 T (OT)	1-2-2/4	16, 17*	SHTALENKOV	17,121
6	10/17	EDMONTON	2-1 W	2-2-2/6	29, 15	HEBERT	16,565
7	10/19	N.Y. ISLANDERS	2-5 L	2-3-2/6	15, 21	HEBERT, SHTALENKOV	17,112
8	10/21	@ PHOENIX	4-3 W	3-3-2/8	12, 8, 13, 10	SHTALENKOV	13,779
9	10/22	DETROIT	1-4 L	3-4-2/8	8	HEBERT	17,053
10	10/25	@ N.Y. ISLANDERS	4-2 W	4-4-2/10	17, 15, 8, 48*5	SHTALENKOV	14,523
11	10/26	@ N.Y. RANGERS	3-3 T (OT)	4-4-3/11	8, 8, 8*	HEBERT	18,200
12	10/28	@ TORONTO	2-2 T (OT)	4-4-4/12	21, 8*	SHTALENKOV	15,707
13	10/30	@ BOSTON	3-0 W	5-4-4/14	8, 10, 8	HEBERT	13,153
14	11/2	@ DETROIT	3-4 L	5-5-4/14	8, 20, 15	SHTALENKOV	19,983
15	11/5	TAMPA BAY	5-2 W	6-5-4/16	13, 13, 8, 17, 8	HEBERT	17,067
16	11/7	@ CALGARY	4-3 W (OT)	7-5-4/18	8, 24, 48, 48	HEBERT	16,487
17	11/8	@ VANCOUVER	3-2 W	8-5-4/20	48, 24, 8	SHTALENKOV	18,422
18	11/10	SAN JOSE	4-6 L	8-6-4/20	8, 8, 8, 23	HEBERT	*17,174
19	11/12	MONTREAL	3-4 L (OT)	8-7-4/20	12, 14*, 24	HEBERT	*17,174
20	11/14	VANCOUVER	3-3 T (OT)	8-7-5/21	8, 8, 13*	SHTALENKOV	*17,174
21	11/16	DALLAS	0-4 L	8-8-5/21	NONE	SHTALENKOV	*17,174
22	11/18	@ SAN JOSE	2-4 L	8-9-5/21	20, 12	HEBERT	16,645
23	11/19	CHICAGO	0-4 L	8-10-5/21	NONE	HEBERT	16,641
24	11/22	@ ST. LOUIS	2-0 W	9-10-5/23	40, 19	HEBERT	20,184
25	11/24	@ DALLAS	0-5 L	9-11-5/23	NONE	HEBERT, SHTALENKOV	15,851
26	11/26	NEW JERSEY	2-0 W	10-11-5/25	18, 205	HEBERT	*17,174
27	11/28	@ EDMONTON	3-1 W	11-11-5/27	8, 14*, 40	HEBERT	17,099
28	11/29	@ CALGARY	2-3 L (OT)	11-12-5/27	8, 8	SHTALENKOV	18,334
29	12/2	@ TORONTO	3-3 T (OT)	11-12-6/28	17, 14, 24*	HEBERT	15,620
30	12/3	@ BUFFALO	0-4 L	11-13-6/28	NONE	HEBERT	11,654
31	12/6	@ PITTSBURGH	2-5 L	11-14-6/28	8, 17*	HEBERT	15,216
32	12/10	PITTSBURGH	0-3 L	11-15-6/28	NONE	SHTALENKOV	17,036
33	12/12	WASHINGTON	6-4 W	12-15-6/30	8, 20, 36, 9, 8, 95	HEBERT	*17,174
34	12/17	TORONTO	2-6 L	12-16-6/30	40, 9	HEBERT	16,807
35	12/19	PHOENIX	2-6 L	12-17-6/30	9, 14	SHTALENKOV, HEBERT	16,560
36	12/21	SAN JOSE	2-4 L	12-18-6/30	8, 8	HEBERT	*17,174
37	12/22	CALGARY	5-1 W	13-18-6/32	8, 12, 8, 19, 15	SHTALENKOV	16,975
38	12/27	@ ST. LOUIS	5-5 T (OT)	13-18-7/33	8, 16, 16, 9, 48	SHTALENKOV, HEBERT	20,381
39	12/28	@ CHICAGO	0-2 L	13-19-7/33	NONE	HEBERT	21,266
40	12/30	@ CAROLINA	1-2 L	13-20-7/33	8	HEBERT	8,309
41	1/1	@ WASHINGTON	2-3 L	13-21-7/33	7, 18	HEBERT	19,011
42	1/3	@ TAMPA BAY	4-1 W	14-21-7/35	18, 9, 14, 20	HEBERT	14,221
43	1/4	@ FLORIDA	3-3 T (OT)	14-21-8/36	9, 20*, 8*	HEBERT	14,703
44	1/7	BUFFALO	2-3 L	14-22-8/36	9, 13	HEBERT/SHTALENKOV	17,049
45	1/9	EDMONTON	1-5 L	14-23-8/36	14	HEBERT	*17,174
46	1/11	DALLAS	2-1 W (OT)	15-23-8/38	19, 14	HEBERT	17,154
47	1/12	@ LOS ANGELES	2-3 L (OT)	15-24-8/38	18, 9	HEBERT	16,005
48	1/14	COLORADO	0-2 L	15-25-8/38	NONE	HEBERT	*17,174
49	1/21	FLORIDA	8-3 W	16-25-8/40	9, 14, 9, 8, 9, 45, 16, 8	HEBERT	17,001
50	1/22	@ COLORADO	4-3 W	17-25-8/42	20, 16, 15, 9	SHTALENKOV	16,061
51	1/24	@ LOS ANGELES	3-3 T (OT)	17-25-9/43	8, 20, 9*	HEBERT	*17,174
52	1/27	@ SAN JOSE	2-4 L	17-26-9/43	8, 9	SHTALENKOV	16,878
53	1/28	CALGARY	2-5 L	17-27-9/43	10, 48	HEBERT	16,758
54	2/1	CHICAGO	4-3 W (OT)	18-27-9/45	9, 9, 8, 8	HEBERT	*17,174
55	2/4	NY RANGERS	3-2 W	19-27-9/47	20, 8, 8	HEBERT	*17,174
56	2/7	LOS ANGELES	2-5 L	19-28-9/47	39, 45	HEBERT	*17,174
57	2/25	@ VANCOUVER	2-5 L	19-29-9/47	33, 52	HEBERT	18,422
58	2/27	@ EDMONTON	4-0 W	20-29-9/49	20, 20, 23, 6*5	SHTALENKOV	17,099
59	3/1	ST. LOUIS	2-6 L	20-30-9/49	45, 48	SHTALENKOV/HEBERT	*17,174
60	3/4	DETROIT	0-2 L	20-31-9/49	NONE	SHTALENKOV	*17,174
61	3/6	SAN JOSE	0-3 L	20-32-9/49	NONE	HEBERT	*17,174
62	3/8	CAROLINA	1-3 L	20-33-9/49	24	HEBERT/SHTALENKOV	*17,174
63	3/9	@ LOS ANGELES	3-4 L (OT)	20-34-9/49	48*, 20, 8	SHTALENKOV	12,671
64	3/11	TORONTO	1-3 L	20-35-9/49	8	SHTALENKOV	*17,174
65	3/13	@ DALLAS	3-6 L	20-36-9/49	29, 45, 10	SHTALENKOV/ASKEY	16,928
66	3/15	COLORADO	5-3 W	21-36-9/51	29, 17, 45, 10, 85	SHTALENKOV	*17,174
67	3/18	@ NEW JERSEY	0-3 L	21-37-9/51	NONE	SHTALENKOV	19,040
68	3/19	@ PHILADELPHIA	3-3 T (OT)	21-37-10/52	48, 8, 29*	SHTALENKOV	19,670
69	3/21	@ MONTREAL	5-4 W	22-37-10/54	29, 8, 48, 17, 8	SHTALENKOV	21,273
70	3/22	@ OTTAWA	5-2 W	23-37-10/56	29, 8, 20, 8, 85	SHTALENKOV	17,177
71	3/25	@ CHICAGO	3-2 W	24-37-10/58	10, 48, 8	SHTALENKOV	18,438
72	3/26	@ DETROIT	3-3 T (OT)	24-37-11/59	39, 46, 7*	SHTALENKOV	19,983
73	3/28	@ COLORADO	3-5 L	24-38-11/59	10, 29, 23	SHTALENKOV/ASKEY	16,061
74	4/1	PHOENIX	1-5 L	24-39-11/59	20	SHTALENKOV/ASKEY	*17,174
75	4/3	@ PHOENIX	3-6 L	24-40-11/59	20, 10, 20	SHTALENKOV	16,210
76	4/5	CALGARY	3-3 T (OT)	24-40-12/60	8, 39, 39*	ASKEY	*17,174
77	4/8	EDMONTON	4-2 W	25-40-12/62	17, 10, 20, 85	SHTALENKOV	*17,174
78	4/9	@ SAN JOSE	2-5 L	25-41-12/62	10, 13	SHTALENKOV/ASKEY	17,483
79	4/13	COLORADO	2-2 T (OT)	25-41-13/63	22, 29*	ASKEY	*17,174
80	4/15	@ EDMONTON	3-5 L	25-42-13/63	45, 10, 29	SHTALENKOV	17,099
81	4/18	@ LOS ANGELES	4-1 W	26-42-13/65	7, 38, 29, 10	SHTALENKOV	16,005
82	4/19	ST. LOUIS	3-5 L	26-43-13/65	38, 39, 19	ASKEY	*17,174

GOAL KEY: UNDERLINE = POWER PLAY GOAL, \* = SHORTHANDED GOAL, BOLD = GAME-WINNING GOAL, + = GAME-TYING GOAL, \$ = EMPTY NET GOAL, ITALIC = PENALTY SHOT GOAL, ^ = SELLOUT AT THE ARROWHEAD POND OF ANAHEIM WHEN TWO GOALTENDERS PLAY IN ONE GAME, ALL CAPS RECEIVED DECISION X

# 1996-97 MIGHTY DUCKS OF ANAHEIM



**Front Row (sitting) L-R:** Mikhail Shtalenkov, Head Coach Ron Wilson, Assistant General Manager David McNab, President Tony Tavares, Alternate Captain Bobby Dollas, Captain Paul Kariya, Alternate Captain Teemu Selanne, Vice President/General Manager Jack Ferreira, Vice President of Business Affairs Kevin Gilmore, Milos Holan, Guy Hebert. **Second Row L-R:** Head Athletic Trainer/Physical Therapist Paddy Jarit, Equipment Manager Mark O'Neill, Assistant Coach Walt Kyle, J.J. Daigneault, Ken Baumgartner, Jari Kurri, Brian Bellows, Joe Sacco, Assistant Coach Tim Army, Goaltending Consultant Francois Allaire, Assistant Equipment Manager John Allaway. **Third Row L-R:** Massage Therapist Dan Garcia, Warren Rychel, Dmitri Mironov, Steve Rucchin, Mark Janssens, Ted Drury, David Karpa, Kevin Todd, Strength & Conditioning Coach Dana White. **Top Row L-R:** Richard Park, Darren Van Impe, Sean Pronger, Shawn Antoski, Jason Marshall, Dan Trebil, J.F. Jomphe, Peter LeBoutillier.

## POSTSEASON NOTES IN PLAYOFF SECTION

### 1996-97 SEASON:

**Final Record: 36-33-13, 85 points** (second, Pacific)...the clubs' first-ever winning season, earning the number four seed in the Western Conference playoffs and ninth-best record in the NHL...set a new club-record for points, overall wins, and home wins (23) in a season...had best record in West from Feb. 22-end of the season and the third-best record from Nov. 1-end of the season...home record was 23-12-6; road record was 13-21-7...Anaheim lost just three of its last 23 games, going 13-3-7 in that span, including a club-record 12-game unbeaten streak (7-0-5) from Feb. 22-Mar. 19...the Ducks finished 14-4-7 in their final 25 games, 16-6-7 in their last 29, and 22-12-8 in their last 42...had a franchise-record 14-game unbeaten streak (10-0-4) from Feb. 12-Apr. 9...Kariya/Selanne averaged a combined 1.41 points-per game, second in the league among tandems...Kariya and Selanne rank 1st and 2nd, respectively, in goals scored from Jan. 10-end of the season with 32 and 28. The 60 goals are 46.5% of Anaheim's 129 in those 41 games...**Paul**

**Kariya, Teemu Selanne and Guy Hebert** were named to the All-Star Game...Kariya wins Lady Byng Trophy for the second consecutive year...Kariya and Selanne each are named First Team NHL All-Stars...NHL leaders included Guy Hebert - 3rd in saves (1961), 4th in shots (2133), 5th in SV%, 5th in games (67), 6th in minutes (3863), 9th in wins (29); Paul Kariya - 1st in GWG's (10), 1st in shots (340), 3rd in PPG's (15), 3rd in points (99), 6th in PP pts. (34), 9th in goals (44), 12th in assists (55); Teemu Selanne - 2nd in points (109), 2nd in goals (51), 5th in GWG's (8), 5th in shooting pct. (18.7%), 8th in PP pts. (32), 9th in assists (58)...finished 56-333 on the power play (16.8%); 62-336 on the penalty kill (81.5%).

# 1996-97 GAME-BY-GAME



GAME	DATE	OPPONENT	RESULT	RECORD/PTS.	DUCKS GOALS (BY #)	ANA. GOALTENDER(S)	ATTENDANCE
1	10/5	@ TORONTO	1-4 L	0-1-0/0	17	HEBERT	15,746
2	10/7	@ MONTREAL	6-6 T (OT)	0-1-1/1	4, 17, 21, 8, 11, 2+	HEBERT	20,306
3	10/9	@ CHICAGO	2-0 W	1-1-1/3	8*, 32S	SHTALENKOV	17,795
4	10/10	@ COLORADO	6-6 T (OT)	1-1-2/4	13, 17, 21, 8, 16, 8+	HEBERT	16,061
5	10/12	@ PHOENIX	2-4 L	1-2-2/4	14, 10	SHTALENKOV	14,492
6	10/16	PHILADELPHIA	3-4 L	1-3-2/4	12, 16, 8	HEBERT	*17,174
7	10/18	SAN JOSE	1-4 L	1-4-2/4	13	HEBERT	*17,174
8	10/20	BOSTON	1-5 L	1-5-2/4	10	SHTALENKOV/HEBERT	*17,174
9	10/22	@ PHILADELPHIA	0-3 L	1-6-2/4	NONE	HEBERT/SHTALENKOV	18,812
10	10/24	@ HARTFORD	1-4 L	1-7-2/4	8	HEBERT	12,328
11	10/27	CALGARY	1-4 L	1-8-2/4	12	HEBERT/SHTALENKOV	16,592
12	10/30	VANCOUVER	3-6 L	1-9-2/4	4, 16*, 10	SHTALENKOV	16,232
13	11/1	SAN JOSE	4-3 W	2-9-2/6	16, 8, 8, 8	HEBERT	17,112
14	11/3	COLORADO	1-1 T (OT)	2-9-3/7	10	HEBERT	17,025
15	11/6	MONTREAL	5-6 L	2-10-3/7	12, 18, 16, 9, 9	HEBERT	15,935
16	11/8	LOS ANGELES	7-4 W	3-10-3/9	14, 20, 8, 16, 9, 18, 18S	SHTALENKOV	*17,174
17	11/11	DALLAS	2-3 L	3-11-3/9	9, 32	SHTALENKOV	16,072
18	11/13	TORONTO	3-2 W	4-11-3/11	12, 18, 17	SHTALENKOV	16,342
19	11/15	@ DALLAS	3-4 L	4-12-3/11	46, 14, 8	HEBERT	16,217
20	11/17	@ ST. LOUIS	2-4 L	4-13-3/11	20, 10	SHTALENKOV	14,853
21	11/20	NY ISLANDERS	2-2 T (OT)	4-13-4/12	12, 8	HEBERT	16,597
22	11/23	@ SAN JOSE	3-0 W	5-13-4/14	9, 9, 16	HEBERT	17,442
23	11/24	DETROIT	3-1 W	6-13-4/16	8, 18, 29	HEBERT	*17,174
24	11/27	ST. LOUIS	2-3 L	6-14-4/16	20, 17	HEBERT	16,419
25	11/29	CHICAGO	2-0 W	7-14-4/18	9, 20	HEBERT	*17,174
26	12/1	EDMONTON	4-2 W	8-14-4/20	9, 14, 12, 9S	HEBERT	16,735
27	12/4	TAMPA BAY	3-1 W	9-14-4/22	20, 8, 8S	HEBERT	15,838
28	12/6	@ BUFFALO	1-1 T (OT)	9-14-5/23	46	HEBERT	16,416
29	12/7	@ PITTSBURGH	3-5 L	9-15-5/23	8, 15, 15	SHTALENKOV	16,326
30	12/9	@ BOSTON	5-2 W	10-15-5/25	14, 20, 13, 8, 23	HEBERT/SHTALENKOV	15,101
31	12/11	PITTSBURGH	3-7 L	10-16-5/25	9, 17, 23	SHTALENKOV/O'NEILL	*17,174
32	12/13	WASHINGTON	5-4 W	11-16-5/27	15, 15, 46, 46, 2	SHTALENKOV	*17,174
33	12/20	CALGARY	7-0 W	12-16-5/29	9*, 14, 14*, 20*, 15, 9, 8	HEBERT	17,084
34	12/23	PHOENIX	1-2 L	12-17-5/29	16	HEBERT	*17,174
35	12/27	@ N.Y. RANGERS	2-3 L	12-18-5/29	13, 8	HEBERT	18,200
36	12/28	@ NEW JERSEY	3-5 L	12-19-5/29	13, 46*, 18	HEBERT	19,040
37	12/30	@ OTTAWA	4-3 W (OT)	13-19-5/31	17, 8, 14, 20	HEBERT	17,605
38	1/1	@ FLORIDA	3-0 W	14-19-5/33	23, 46, 15	HEBERT	14,703
39	1/3	@ TAMPA BAY	2-3 L	14-20-5/33	8, 46	HEBERT	17,769
40	1/6	VANCOUVER	1-5 L	14-21-5/33	8	HEBERT	17,012
41	1/8	FLORIDA	3-2 W	15-21-5/35	8, 20, 16	HEBERT	*17,174
42	1/10	BUFFALO	5-2 W	16-21-5/37	23, 9*, 9, 8, 9	HEBERT	*17,174
43	1/12	@ VANCOUVER	3-2 W	17-21-5/39	23, 8, 9	HEBERT	18,105
44	1/15	@ CALGARY	1-2 L	17-22-5/39	20	HEBERT	16,207
45	1/22	NEW JERSEY	3-1 W	18-22-5/41	8, 17, 9	HEBERT	*17, 174
46	1/23	@ PHOENIX	3-6 L	18-23-5/41	9, 9, 9	HEBERT/SHTALENKOV	15,177
47	1/25	@ LOS ANGELES	2-2 T (OT)	18-23-6/42	20, 54	HEBERT	16,005
48	1/27	@ ST. LOUIS	4-1 W	19-23-6/44	8, 15, 8, 54	HEBERT	16,267
49	1/29	@ DALLAS	1-3 L	19-24-6/44	52	HEBERT	15,118
50	1/31	HARTFORD	6-3 W	20-24-6/46	9, 23, 8, 54, 54, 20	HEBERT	*17,174
51	2/2	COLORADO	2-5 L	20-25-6/46	29, 9	HEBERT	*17,174
52	2/4	@ N.Y. ISLANDERS	3-4 L	20-26-6/46	28, 9, 14	SHTALENKOV	13,134
53	2/5	@ TORONTO	2-4 L	20-27-6/46	9, 8	HEBERT	15,726
54	2/8	@ EDMONTON	2-1 W (OT)	21-27-6/48	2, 8	HEBERT	16,743
55	2/9	@ CALGARY	1-6 L	21-28-6/48	8	HEBERT/SHTALENKOV	16,219
56	2/12	TORONTO	5-2 W	22-28-6/50	15, 10, 9, 17, 23	HEBERT	*17,174
57	2/15	@ VANCOUVER	2-4 L	22-29-6/50	8, 9	HEBERT	18,422
58	2/17	EDMONTON	5-1 W	23-29-6/52	34, 14, 9*, 8, 20	HEBERT	*17,174
59	2/20	@ LOS ANGELES	1-3 L	23-30-6/52	18	HEBERT	12,184
60	2/22	PHOENIX	4-2 W	24-30-6/54	8, 20, 14, 9	HEBERT	*17,174
61	2/23	VANCOUVER	5-2 W	25-30-6/56	17, 9, 8, 12, 9S	HEBERT	*17,174
62	2/26	EDMONTON	3-3 T (OT)	25-30-7/57	29, 2, 54+	HEBERT	*17,174
63	2/28	@ WASHINGTON	4-1 W	26-30-7/59	9, 8, 16, 15S	HEBERT	18,130
64	3/2	@ DETROIT	1-1 T (OT)	26-30-8/60	13+	HEBERT	19,983
65	3/5	OTTAWA	4-1 W	27-30-8/62	8, 8, 23, 9S	HEBERT	*17,174
66	3/7	N.Y. RANGERS	5-2 W	28-30-8/64	8, 13, 13, 9, 8S	HEBERT	*17,174
67	3/9	@ COLORADO	2-2 T (OT)	28-30-9/65	9, 8+	HEBERT	16,061
68	3/12	DETROIT	2-1 W	29-30-9/67	8, 17	HEBERT	*17,174
69	3/14	ST. LOUIS	4-4 T (OT)	29-30-10/68	15, 23, 23, 20	HEBERT	*17,174
70	3/16	CALGARY	2-2 T (OT)	29-30-11/69	14, 54	HEBERT	*17,174
71	3/19	LOS ANGELES	6-2 W	30-30-11/71	13, 15, 8, 32, 29, 8	HEBERT	*17,174
72	3/21	@ COLORADO	3-4 L	30-31-11/71	9, 9, 8	HEBERT	16,061
73	3/23	@ EDMONTON	4-1 W	31-31-11/73	8, 9, 54, 33	HEBERT/SHTALENKOV	17,099
74	3/25	@ CALGARY	2-3 L	31-32-11/73	9, 17	HEBERT	17,118
75	3/26	@ VANCOUVER	3-5 L	31-33-11/73	23, 20, 23	HEBERT/SHTALENKOV	16,050
76	3/28	@ CHICAGO	4-3 W	32-33-11/75	9, 36, 23, 27	SHTALENKOV	21,941
77	3/30	@ DETROIT	1-0 W (OT)	33-33-11/77	20	SHTALENKOV	19,983
78	4/1	CHICAGO	3-3 T (OT)	33-33-12/78	36, 9, 20	SHTALENKOV	*17,174
79	4/2	@ SAN JOSE	5-5 T (OT)	33-33-13/79	9, 17, 23, 34, 8	HEBERT	17,442
80	4/4	DALLAS	3-2 W	34-33-13/81	20, 8, 9	SHTALENKOV	*17,174
81	4/9	LOS ANGELES	4-1 W	35-33-13/83	15, 33, 23, 8S	HEBERT	*17,174
82	4/11	@ SAN JOSE	4-3 W	36-33-13/85	8, 34, 9, 9	HEBERT	17,442

GOAL KEY: UNDERLINE = POWER PLAY GOAL, \* = SHORTHANDED GOAL, BOLD = GAME-WINNING GOAL, + = GAME-TYING GOAL, \$ = EMPTY NET GOAL, \* = SELLOUT AT THE ARROWHEAD POND OF ANAHEIM. WHEN TWO GOALTENDERS PLAY IN ONE GAME, ALL CAPS RECEIVED DECISION.

# 1995-96 ANAHEIM DUCKS



**Front Row (sitting) L-R:** Mikhail Shtalenkov, Head Coach Ron Wilson, Assistant General Manager David McNab, President Tony Tavares, Governor Michael Eisner, Vice President/General Manager Jack Ferreira, Vice President of Hockey Operations Kevin Gilmore, Captain Randy Ladouceur, Guy Hebert. **Second Row L-R:** Equipment Manager Mark O'Neill, Assistant Equipment Manager John Allaway, Alternate Captain Paul Kariya, Alternate Captain Bobby Dollas, Alternate Captain Todd Ewen, Assistant Coach Al Sims, Assistant Coach Tim Army, Head Athletic Trainer/Physical Therapist Paddy Jarit. **Third Row L-R:** Anatoli Semenov, David Karpa, Peter Douris, Teemu Selanne, Shaun Van Allen, Fredrik Olausson, Ken Baumgartner, Garry Valk, Joe Sacco. **Top Row L-R:** Valeri Karpov, J.F. Jomphe, Jason York, Roman Oksiuta, Steve Rucchin, Jason Marshall, Alex Hicks, Darren Van Impe. Not Pictured: Milos Holan.

## 1995-96 SEASON:

**Final Record: 35-39-8, 78 points** (fourth, Pacific)...nearly qualified for a Western Conference playoff spot (the Ducks actually finished tied-for-8th in the conference with Winnipeg, but lost the tie breaker because the Jets had more wins)...Anaheim's 35 wins and 78 points marked new club records for one season...the Mighty Ducks finished out the season strong, going 6-1-1 in their last eight games and 12-3-2 in their last 17 games...the Ducks did a lot of their late-season damage at home, going 11-1-2 in their last 14 home games...Anaheim also had a 15-6-3 record in the last 24 contests and a 17-8-3 record in the last 28...the Ducks went 33-31-8 over the last 72 games after starting the season 2-8-0...the Mighty Ducks' home record was 22-15-4 (22 home wins was a franchise record for one season)...Anaheim ended the season with a club-record nine-game home unbeaten streak (8-0-1)...the Ducks went 11-1-2 in their last 14 at the Arrowhead Pond and 13-5-3 in their last 21...road record was 13-23-4...Anaheim had one of the best records in the NHL since March 1 (12-4-3); the second-best in the Western Conference...the Mighty Ducks earned 34.6% of their points on the season in the team's 19 games after March 1...**Paul Kariya** became the first Mighty Duck to make First Team NHL All Star, earning a spot on the 1995-96 squad at left wing. He also won the Lady Byng Trophy for the first time in his career...Here are a few facts of how Anaheim's acquisition of **Teemu Selanne** affected the Mighty Ducks...after Feb. 7, the day the trade went down: Anaheim earned a record

of 17-9-3 (11-1-2 at home, 6-8-1 on the road)...the team earned club-records in overall winning streak (six games, Mar. 8-22), home winning streak (five games, Mar. 8-Apr. 3), home unbeaten streak (Mar. 8-Apr. 14, 8-0-1) and overall unbeaten streak (seven games, 6-0-1, Mar. 10-24)...the Ducks' power play went 29-145 for a .200 success rate (team had only gone 31-281 for .110 before trade)...Anaheim had three hat tricks (two by Selanne, one by **Garry Valk**). The Ducks had only one in their history before the arrival of Selanne (Terry Yake - Oct. 19, 1993 @ NYR)...Selanne's offensive numbers with Anaheim were 16-20=36 points in 28 appearances (1.29 points-per-game)...Paul Kariya's offensive numbers were 21-23=44 points in 29 appearances (1.52 points-per-game) after Selanne joined Anaheim...The Mighty Ducks were one of only three NHL clubs (also Colorado and Pittsburgh) to finish with two players in the top eight scoring leaders in 1995-96 (Paul Kariya, 50-58=108 pts. and Teemu Selanne, 40-68=108 pts.)...Anaheim was one of only eight teams in the NHL with a .900-plus team save percentage (.906) and a team goals-against-average (GAA) below 3.00 (2.97)...Anaheim finished tied-for-fifth in the league in save percentage and 10th in the league in GAA...Anaheim goaltending combined for a .952 save percentage and 2.08 GAA in 19 games from March 1 to the end of the season...Individually, **Guy Hebert** finished fourth in the league in save percentage with .914 on the season and tied-for-fifth in the league in shutouts with four (three of which came in his last 14 games).



# 1995-96 GAME-BY-GAME



GAME	DATE	OPPONENT	RESULT	RECORD/PTS.	DUCKS GOALS (BY #)	ANA. GOALTENDER(S)	ATTENDANCE
1	10/9	@ WINNIPEG	3-4 L	0-1-0/0	9, 26, 20	HEBERT	7,856
2	10/11	@ HARTFORD	2-3 L	0-2-0/0	9, 9	HEBERT	8,635
3	10/13	@ BUFFALO	4-1 W	1-2-0/2	9, 16, 20, 20S	SHTALENKOV	16,087
4	10/14	@ PITTSBURGH	2-5 L	1-3-0/2	20, 11	HEBERT	15,809
5	10/18	VANCOUVER	1-5 L	1-4-0/2	9	SHTALENKOV	*17,174
6	10/20	PHILADELPHIA	2-4 L	1-5-0/2	3, 18	HEBERT	*17,174
7	10/22	WINNIPEG	6-2 W	2-5-0/4	16, 9, 8, 18, 25*, 18	HEBERT	17,003
8	10/23	@ COLORADO	1-3 L	2-6-0/4	26	HEBERT/SHTALENKOV	16,061
9	10/26	@ DALLAS	2-5 L	2-7-0/4	2, 9	SHTALENKOV	13,671
10	10/27	@ ST. LOUIS	2-4 L	2-8-0/4	25, 21	HEBERT	17,384
11	10/29	CALGARY	7-2 W	3-8-0/6	22, 9, 16, 9, 16, 21, 22	HEBERT	17,060
12	11/1	ST. LOUIS	3-0 W	4-8-0/8	36, 25, 9S	HEBERT	16,642
13	11/3	N.Y. RANGERS	7-4 W	5-8-0/10	19, 20, 14, 21, 20, 26, 22	HEBERT	*17,174
14	11/5	NEW JERSEY	6-1 W	6-8-0/12	9, 22, 18*, 10, 26, 8	HEBERT	*17,174
15	11/7	@ TORONTO	3-6 L	6-9-0/12	26, 19, 14	HEBERT	15,673
16	11/8	@ MONTREAL	3-2 W (OT)	7-9-0/14	26, 10, 9	HEBERT	16,524
17	11/11	@ OTTAWA	3-2 W	8-9-0/16	26, 10, 17	HEBERT	8,988
18	11/13	LOS ANGELES	2-4 L	8-10-0/16	21, 9	HEBERT	*17,174
19	11/15	COLORADO	7-3 W	9-10-0/18	9, 9, 32, 19, 25, 20, 32	SHTALENKOV	*17,174
20	11/17	NY ISLANDERS	2-1 W (OT)	10-10-0/20	21, 16	HEBERT	*17,174
21	11/19	FLORIDA	3-4 L	10-11-0/20	20, 14, 16	HEBERT	*17,174
22	11/21	@ CALGARY	3-2 W	11-11-0/22	10, 26, 20	HEBERT	17,584
23	11/22	@ EDMONTON	0-2 L	11-12-0/22	NONE	SHTALENKOV	9,052
24	11/24	CHICAGO	4-5 L (OT)	11-13-0/22	19, 26, 20, 20	HEBERT	*17,174
25	11/29	WASHINGTON	2-2 T (OT)	11-13-1/23	8, 9*	SHTALENKOV	*17,174
26	12/1	@ DETROIT	2-5 L	11-14-1/23	15, 8	SHTALENKOV	19,881
27	12/2	@ TORONTO	4-4 T (OT)	11-14-2/24	7, 9, 8, 9	SHTALENKOV	15,746
28	12/4	@ N.Y. RANGERS	1-5 L	11-15-2/24	26	SHTALENKOV	18,200
29	12/6	@ TAMPA BAY	1-2 L	11-16-2/24	7	HEBERT	17,260
30	12/7	@ FLORIDA	3-3 T (OT)	11-16-3/25	9*, 25, 25*	HEBERT	12,142
31	12/10	EDMONTON	1-3 L	11-17-3/25	26	SHTALENKOV	*17,174
32	12/13	PITTSBURGH	6-3 W	12-17-3/27	25, 9, 12, 9, 14, 18S	SHTALENKOV	*17,174
33	12/15	OTTAWA	4-2 W	13-17-3/29	9, 10, 2, 25*	SHTALENKOV	*17,174
34	12/17	TORONTO	2-3 L (OT)	13-18-3/29	10, 32	SHTALENKOV	*17,174
35	12/19	SAN JOSE	4-7 L	13-19-3/29	21, 16, 5, 2	HEBERT/SHTALENKOV	*17,174
36	12/20	DETROIT	1-6 L	13-20-3/29	16	HEBERT	*17,174
37	12/22	VANCOUVER	2-6 L	13-21-3/29	36, 9	SHTALENKOV	*17,174
38	12/27	@ LOS ANGELES	1-7 L	13-22-3/29	3	SHTALENKOV/HEBERT	16,005
39	12/29	SAN JOSE	4-2 W	14-22-3/31	32, 19, 18, 18S	HEBERT	*17,174
40	12/31	LOS ANGELES	2-2 T (OT)	14-22-4/32	17, 14	HEBERT	*17,174
41	1/5	@ CALGARY	3-1 W	15-22-4/34	32, 24, 32	HEBERT	16,821
42	1/7	@ EDMONTON	1-3 L	15-23-4/34	25	HEBERT	9,456
43	1/9	@ PHILADELPHIA	2-2 T (OT)	15-23-5/35	24, 9	HEBERT	17,380
44	1/11	@ BOSTON	2-7 L	15-24-5/35	36, 10	HEBERT/SHTALENKOV	17,332
45	1/12	@ CHICAGO	0-3 L	15-25-5/35	NONE	HEBERT	21,555
46	1/14	@ WINNIPEG	6-4 W	16-25-5/37	12, 18, 9, 22, 14, 22S	HEBERT	10,661
47	1/17	CALGARY	1-4 L	16-26-5/37	12	HEBERT/SHTALENKOV	*17,174
48	1/24	@ VANCOUVER	2-1 W (OT)	17-26-5/39	2, 32	HEBERT	16,825
49	1/27	@ LOS ANGELES	4-5 L	17-27-5/39	11, 9, 20, 22	HEBERT	15,629
50	1/31	COLORADO	2-1 W	18-27-5/41	17*, 9	HEBERT	*17,174
51	2/2	HARTFORD	3-4 L	18-28-5/41	14, 20, 11	HEBERT	*17,174
52	2/4	CHICAGO	1-4 L	18-29-5/41	9	HEBERT	*17,174
53	2/7	TORONTO	1-2 L	18-30-5/41	9	SHTALENKOV	*17,174
54	2/10	@ N.Y. ISLANDERS	3-4 L	18-31-5/41	8, 21, 3	SHTALENKOV	14,329
55	2/11	@ NEW JERSEY	4-2 W	19-31-5/43	36, 12, 9, 8S	HEBERT	17,690
56	2/14	@ EDMONTON	2-3 L	19-32-5/43	29, 46	HEBERT	10,342
57	2/15	@ VANCOUVER	3-5 L	19-33-5/43	4, 8, 8	HEBERT/SHTALENKOV	16,367
58	2/17	@ LOS ANGELES	2-1 W (OT)	20-33-5/45	4, 9	SHTALENKOV	16,005
59	2/21	BOSTON	4-3 W (OT)	21-33-5/47	9, 9, 32, 32	SHTALENKOV	*17,174
60	2/23	@ CALGARY	2-3 L	21-34-5/47	11, 9	SHTALENKOV	17,516
61	2/25	SAN JOSE	4-3 W	22-34-5/49	8, 8, 8, 26	HEBERT	*17,174
62	2/26	@ COLORADO	2-3 L	22-35-5/49	14*, 8	SHTALENKOV	16,061
63	2/28	MONTREAL	5-2 W	23-35-5/51	20, 9, 26, 2*, 9	SHTALENKOV	*17,174
64	3/3	TAMPA BAY	2-2 T (OT)	23-35-6/52	9, 14*	SHTALENKOV	*17,174
65	3/5	DALLAS	1-3 L	23-36-6/52	8	SHTALENKOV	*17,174
66	3/8	BUFFALO	3-2 W (OT)	24-36-6/54	20, 2, 9	HEBERT	*17,174
67	3/10	LOS ANGELES	3-2 W	25-36-6/56	14*, 9, 9	HEBERT	*17,174
68	3/13	COLORADO	4-0 W	26-36-6/58	11, 11, 18, 20*	HEBERT	*17,174
69	3/17	ST. LOUIS	5-1 W	27-36-6/60	8, 8, 2, 8, 21	HEBERT	*17,174
70	3/19	@ WASHINGTON	2-1 W	28-36-6/62	11, 20	HEBERT	15,212
71	3/22	@ ST. LOUIS	6-1 W	29-36-6/64	9, 18, 18, 18, 9, 28	HEBERT	20,760
72	3/24	@ CHICAGO	2-2 T (OT)	29-36-7/65	14, 32*	HEBERT	21,633
73	3/25	@ DETROIT	1-5 L	29-37-7/65	93	HEBERT/SHTALENKOV	19,983
74	3/28	@ DALLAS	1-3 L	29-38-7/65	28	HEBERT	15,989
75	3/31	@ SAN JOSE	4-2 W	30-38-7/67	14, 8, 9, 11	HEBERT	17,190
76	4/3	EDMONTON	1-0 W	31-38-7/69	9	HEBERT	*17,174
77	4/5	DETROIT	2-2 T (OT)	31-38-8/70	28, 9	HEBERT	*17,174
78	4/7	@ SAN JOSE	5-3 W	32-38-8/72	28, 8, 9, 48, 11	HEBERT	17,190
79	4/8	VANCOUVER	2-0 W	33-38-8/74	20, 28	HEBERT	*17,174
80	4/10	@ COLORADO	3-7 L	33-39-8/74	9*, 2, 9	HEBERT	16,061
81	4/12	DALLAS	5-3 W	34-39-8/76	28, 20, 8, 14, 8	HEBERT	*17,174
82	4/14	WINNIPEG	5-2 W	35-39-8/78	28, 46, 22, 9, 9	HEBERT	*17,174

GOAL KEY: UNDERLINE = POWER PLAY GOAL, \* = SHORTHANDED GOAL, BOLD = GAME-WINNING GOAL, + = GAME-TYING GOAL, \$ = EMPTY NET GOAL, \* = SELLOUT AT THE ARROWHEAD POND. WHEN TWO GOALTENDERS PLAY IN ONE GAME, ALL CAPS RECEIVED DECISION.

# 1994-95 MIGHTY DUCKS OF ANAHEIM



**Front Row (sitting) L-R:** Mikhail Shtalenkov, Head Coach Ron Wilson, Assistant General Manager Pierre Gauthier, President Tony Tavares, Governor Michael Eisner, Vice President/General Manager Jack Ferreira, Vice President of Hockey Operations Kevin Gilmore, Captain Randy Ladouceur, Guy Hebert. **Second Row L-R:** Trainer Blynn DeNiro, Equipment Manager Mark O'Neill, Assistant Coach Al Sims, Tom Kurvers, Bobby Dallas, Alternate Captain Todd Ewen, Alternate Captain Bob Corkum, Jim Thomson, Assistant Coach Tim Army, Goaltending Coach Brian Hayward, Assistant Equipment Manager John Allaway. **Third Row L-R:** Mike Sillinger, David Karpa, Todd Krygier, Garry Valk, Robert Dirk, Steve Rucchin, Peter Douris, Shaun Van Allen, Joe Sacco, Stephan Lebeau. **Top Row L-R:** Don McSweeney, Milos Holan, Patrik Carnback, Steven King, Jason York, Oleg Tverдовsky, Paul Kariya, Denny Lambert, Valeri Karpov.

## 1994-95 SEASON:

**Final Record: 16-27-5, 37 points** (sixth, Pacific)...played a shortened schedule (48 games) due to NHL work stoppage...finished season strong, going 8-9-1 in last 18 games ...stayed in the hunt for a playoff spot until the last week of the season, being eliminated with only two games remaining...improved play at home (11-9-4 record, which ranked fifth in the Western Conference for home record and 14th in the NHL); went 8-4-0 in last 12 home contests and 9-5-3 in their last 17 on home ice...15 players on final game lineup were not with the club on the last day of the previous season; five were acquired in trades since Feb. 2, 1995. In addition, only 10 players on the 1995 final game lineup were on the Ducks' inaugural game lineup on Oct. 8, 1993...13 players in final lineup were 25-years-old or younger; only three were 30+ years old (average age = 26.29 years)...11 rookies in the lineup, Anaheim led the NHL in rookie man-games for the season with 238. In 1995 Anaheim rookies combined to score 36-73=109 points (32.2% of 338 total points scored by the team)...Ducks had a 13-5-2 record when scoring first goal of a game, including 10-3-2 at home...club went 7-4 (.636)

in one-goal games, including 5-0 at home... team had 731 penalty minutes (15.2 avg.) - the lowest in the NHL...soldout all 24 games at the Arrowhead Pond, giving the club a string of 49-straight sellouts...Anaheim was the only team in the league to have three players on its NHL roster selected in the NHL Supplemental Draft (which no longer exists) - **Todd Krygier** (HFD), **Steven King** (NYR) & **Steve Rucchin** (ANA). All three were selected by Dir. of Player Personnel **David McNab** when he was with each respective team...the Ducks' record in California was 14-10-3 with 33 points (89.2% of the team's 1995 total). Record outside the state was 2-17-0...Anaheim went 15-6-3 (.688) in games that the team scored three-or-more goals, including going 10-2-1 (.808) when scoring four-or-more. Record when scoring less-than-three goals stood at 1-21-2 (.083).

# 1994-95 GAME-BY-GAME



GAME	DATE	OPPONENT	RESULT	RECORD/PTS.	DUCKS GOALS (BY #)	ANA. GOALTENDER(S)	ATTENDANCE
1	1/20	@ EDMONTON	1-2 L	0-1-0/0	19	HEBERT	14,967
2	1/21	@ WINNIPEG	4-3 W	1-1-0/2	14, 21, 9, 2*	SHTALENKOV	9,725
3	1/23	EDMONTON	5-4 W (OT)	2-1-0/4	9, 24, 24, 14, 16	HEBERT	*17,174
4	1/25	DALLAS	1-4 L	2-2-0/4	16	SHTALENKOV	*17,174
5	1/27	WINNIPEG	3-2 W	3-2-0/6	11, 27, 9	HEBERT	*17,174
6	1/31	@ ST. LOUIS	2-7 L	3-3-0/6	14, 27	HEBERT/SHTALENKOV	17,281
7	2/1	@ DALLAS	2-9 L	3-4-0/6	9*, 10*	SHTALENKOV/HEBERT	16,924
8	2/3	DETROIT	2-5 L	3-5-0/6	21, 16	HEBERT	*17,174
9	2/5	@ LOS ANGELES	3-2 W	4-5-0/8	8, 20, 24	SHTALENKOV	16,005
10	2/7	CHICAGO	0-3 L	4-6-0/8	NONE	SHTALENKOV	*17,174
11	2/9	@ CALGARY	1-5 L	4-7-0/8	15	HEBERT	17,883
12	2/12	@ EDMONTON	0-2 L	4-8-0/8	NONE	HEBERT	12,487
13	2/17	VANCOUVER	2-2 T (OT)	4-8-1/9	2, 4+	HEBERT	*17,174
14	2/18	@ SAN JOSE	6-3 W	5-8-1/11	47, 19, 25, 25, 16, 16\$	SHTALENKOV/HEBERT	17,190
15	2/23	@ TORONTO	1-3 L	5-9-1/11	22	HEBERT	15,746
16	2/24	@ WINNIPEG	2-4 L	5-10-1/11	19, 47	SHTALENKOV	12,843
17	2/26	CALGARY	3-5 L	5-11-1/11	24, 22, 9	HEBERT	*17,174
18	3/1	CHICAGO	3-1 W	6-11-1/13	25, 47, 22	HEBERT	*17,174
19	3/3	@ DALLAS	0-4 L	6-12-1/13	NONE	HEBERT	16,924
20	3/5	@ CHICAGO	0-3 L	6-13-1/13	NONE	HEBERT	21,546
21	3/7	@ ST. LOUIS	3-6 L	6-14-1/13	20, 47, 10	SHTALENKOV/HEBERT	19,115
22	3/9	DETROIT	4-4 T (OT)	6-14-2/14	9, 25, 25, 9+	HEBERT	*17,174
23	3/11	@ VANCOUVER	3-5 L	6-15-2/14	18, 16, 9	HEBERT	14,414
24	3/15	@ CALGARY	5-0 W	7-15-2/16	9, 9, 20, 4, 20	HEBERT	18,321
25	3/17	TORONTO	3-3 T (OT)	7-15-3/17	47, 2, 19+	HEBERT	*17,174
26	3/19	ST. LOUIS	2-4 L	7-16-3/17	22, 2	HEBERT	*17,174
27	3/21	LOS ANGELES	3-3 T (OT)	7-16-4/18	11, 9, 22	SHTALENKOV	*17,174
28	3/23	@ SAN JOSE	6-3 W	8-16-4/20	11, 20, 47, 20, 2, 14	HEBERT	17,190
29	3/26	@ CHICAGO	2-5 L	8-17-4/20	14, 14	HEBERT/SHTALENKOV	21,351
30	3/28	@ DETROIT	4-6 L	8-18-4/20	21, 14, 9, 14	SHTALENKOV/HEBERT	19,875
31	3/30	WINNIPEG	3-1 W	9-18-4/22	20, 20, 18\$	HEBERT	*17,174
32	3/31	@ VANCOUVER	1-6 L	9-19-4/22	5	HEBERT/SHTALENKOV	13,649
33	4/2	SAN JOSE	5-4 W	10-19-4/24	18, 21, 9, 10, 16	HEBERT	*17,174
34	4/5	EDMONTON	4-3 W (OT)	11-19-4/26	42, 29, 19, 47	SHTALENKOV	*17,174
35	4/7	DALLAS	0-2 L	11-20-4/26	NONE	HEBERT	*17,174
36	4/9	LOS ANGELES	5-1 W	12-20-4/28	7, 9, 14, 25, 25	HEBERT	*17,174
37	4/11	@ VANCOUVER	0-5 L	12-21-4/28	NONE	HEBERT	13,031
38	4/13	CALGARY	4-2 W	13-21-4/30	25, 19, 16, 14\$	HEBERT	*17,174
39	4/15	VANCOUVER	1-3 L	13-22-4/30	47	HEBERT	*17,174
40	4/17	SAN JOSE	3-0 W	14-22-4/32	16, 2, 19\$	HEBERT	*17,174
41	4/19	@ TORONTO	2-3 L	14-23-4/32	26, 16	HEBERT	15,746
42	4/21	@ DETROIT	5-6 L	14-24-4/32	15, 9, 26, 2, 21	HEBERT/SHTALENKOV	19,875
43	4/23	@ LOS ANGELES	2-2 T (OT)	14-24-5/33	22*, 21	HEBERT	16,005
44	4/24	CALGARY	2-1 W	15-24-5/35	25, 22	HEBERT	*17,174
45	4/26	SAN JOSE	2-5 L	15-25-5/35	9, 19	HEBERT	*17,174
46	4/30	@ LOS ANGELES	1-2 L	15-26-5/35	25	HEBERT/SHTALENKOV	16,005
47	5/1	ST. LOUIS	3-5 L	15-27-5/35	11, 9, 25	SHTALENKOV	*17,174
48	5/3	TORONTO	6-1 W	16-27-5/37	20, 7, 29, 22, 19, 9	SHTALENKOV	*17,174

GOAL KEY: UNDERLINE = POWER PLAY GOAL, \* = SHORTHANDED GOAL, BOLD = GAME-WINNING GOAL, + = GAME-TYING GOAL,

\$ = EMPTY NET GOAL, += SELLOUT AT THE ARROWHEAD POND.

WHEN TWO GOALTENDERS PLAY IN ONE GAME, ALL CAPS RECEIVED DECISION.

NOTE - BOB CORKUM CHANGED FROM #20 TO #19, STEVE RUCCHIN CHANGED FROM #15 TO #20, AND DAVID KARPA WAS ASSIGNED #15 BEGINNING ON 3/9/95. BEFORE 3/9/95, #19 WAS WORN BY ANATOLI SEMENOV.

# 1993-94 MIGHTY DUCKS OF ANAHEIM



**Front Row (sitting) L-R:** Mikhail Shtalenkov, Alternate Captain Randy Ladouceur, Head Coach Ron Wilson, Assistant General Manager Pierre Gauthier, President Tony Tavares, Governor Michael Eisner, Vice President/General Manager Jack Ferreira, Director of Hockey Operations Kevin Gilmore, Captain Troy Loney, Guy Hebert. **Second Row L-R:** Trainer Blynn DeNiro, Equipment Manager Mark O'Neill, Assistant Coach Al Sims, Terry Yake, Bobby Dollas, Alternate Captain Stu Grimson, Alternate Captain Todd Ewen, Stephan Lebeau, Assistant Coach Tim Army, Goaltending Coach Brian Hayward, Assistant Equipment Manager John Allaway. **Third Row L-R:** Bob Corkum, Peter Douris, Joe Sacco, David Williams, Bill Houlder, Anatoli Semenov, Jim Thomson, Shaun Van Allen, Tim Sweeney, Don McSween. **Top Row L-R:** Scott McKay, Sean Hill, Scott Chartier, Maxim Bets, Steven King, Garry Valk, Mark Ferner, Patrik Carnback, John Lilley.

## 1993-94: THE INAUGURAL SEASON

**Final Record: 33-46-5, 71 points** (fourth, Pacific) ...set an NHL first-year team record with 33 wins, tying Florida for most wins in a season...had 19 road wins - the most-ever by a first-year club in the NHL...had three separate road winning streaks of three games or more, including a four-game sweep of a Western Canada swing in late November...71 points were the fourth-highest point total ever for a first-year NHL club...home attendance averaged 16,989 (98.9% of capacity) with 27 sellouts, including the last 25 games of the year...won seven season-series, including four sweeps (Hartford 2-0, Philadelphia 2-0, N.Y. Rangers 2-0, Winnipeg 4-0)...team was 10-4-1 in Canada, including an eight game unbeaten streak (8-0-1)...15 players set new individual career-highs for points in an NHL season and 20 set new career-highs in games played...Anaheim's team 2.97 GAA and .907 save percentage made the Mighty Ducks one of only eight teams in the league to have a

GAA under 3.00 and a save percentage over .900...21 of 46 losses were decided by one goal (45.7%)...43-of-71 points were earned away from the Arrowhead Pond (60.6%)...team's record was 19-15-3 outside of the state of California...team had a 5-5-1 record when scoring two-or-more power play goals in a game, including a 2-0-0 record when scoring three...penalty killing ranked sixth overall in the league at 82.7%...Anaheim had a 6-2-1 record in games that they scored a shorthanded goal...the Mighty Ducks were one of three teams not to be called for an instigation penalty (Florida & Quebec being the others)...Anaheim held a 19-3-1 record (.848) when scoring four-or-more goals in a game.



# 1993-94 GAME-BY-GAME



GAME	DATE	OPPONENT	RESULT	RECORD/PTS.	DUCKS GOALS (BY #)	ANA. GOALTENDER(S)	ATTENDANCE
1	10/8	DETROIT	2-7 L	0-1-0/0	6, 24	HEBERT	*17,320
2	10/10	NY ISLANDERS	3-4 L (OT)	0-2-0/0	19, 25, 20	TUGNUTT	15,386
3	10/13	EDMONTON	4-3 W	1-2-0/2	24, 17, 14, 23	TUGNUTT	15,570
4	10/15	BOSTON	1-1 T (OT)	1-2-1/3	14	TUGNUTT	16,850
5	10/17	CALGARY	2-2 T (OT)	1-2-2/4	36, 21	HEBERT	16,527
6	10/19	@ NY RANGERS	4-2 W	2-2-2/6	24, 25, 25, 25	HEBERT	17,643
7	10/20	@ NEW JERSEY	0-4 L	2-3-2/6	NONE	TUGNUTT	14,009
8	10/23	@ MONTREAL	1-4 L	2-4-2/6	18	HEBERT	16,861
9	10/25	@ OTTAWA	1-4 L	2-5-2/6	20	TUGNUTT	10,206
10	10/28	@ SAN JOSE	3-4 L	2-6-2/6	2, 8, 20	HEBERT	16,183
11	10/29	WASHINGTON	2-5 L	2-7-2/6	20, 2	TUGNUTT	16,436
12	10/31	SAN JOSE	1-2 L (OT)	2-8-2/6	18	HEBERT	16,014
13	11/3	DALLAS	5-4 W	3-8-2/8	19, 23, 3, 18, 19	TUGNUTT	16,186
14	11/5	NEW JERSEY	3-6 L	3-9-2/8	8, 19, 20	TUGNUTT/HEBERT	16,666
15	11/7	PITTSBURGH	4-5 L	3-10-2/8	6, 25, 19, 21	HEBERT	17,083
16	11/9	DALLAS (AT PHX)	4-2 W	4-10-2/10	36, 18, 24, 20	HEBERT	8,143
17	11/11	@ CALGARY	4-5 L	4-11-2/10	16, 20, 16, 7	HEBERT	19,811
18	11/14	@ VANCOUVER	2-3 L	4-12-2/10	23, 25	SHTALENKOV	13,710
19	11/17	TORONTO	3-4 L	4-13-2/10	8, 19, 25	SHTALENKOV/HEBERT	17,083
20	11/19	@ VANCOUVER	6-3 W	5-13-2/12	36, 19, 29, 16, 18, 14	TUGNUTT	15,550
21	11/21	@ EDMONTON	4-2 W	6-13-2/14	36, 22, 6, 2	TUGNUTT	12,348
22	11/22	@ CALGARY	2-1 W	7-13-2/16	19, 7	HEBERT	18,222
23	11/24	@ WINNIPEG	2-1 W	8-13-2/18	23, 23	TUGNUTT	12,147
24	11/26	SAN JOSE	3-4 L	8-14-2/18	17, 21, 21	TUGNUTT	*17,199
25	11/27	@ SAN JOSE	0-1 L	8-15-2/18	NONE	HEBERT	17,190
26	12/1	WINNIPEG	5-2 W	9-15-2/20	14, 36, 19, 17, 25	TUGNUTT	17,003
27	12/2	@ LOS ANGELES	2-3 L	9-16-2/20	16, 22	HEBERT	16,005
28	12/5	TAMPA BAY	2-4 L	9-17-2/20	36, 17	TUGNUTT	16,480
29	12/7	FLORIDA	2-3 L	9-18-2/20	8, 17	HEBERT	16,474
30	12/12	ST. LOUIS	2-1 W (OT)	10-18-2/22	7, 10	HEBERT	17,017
31	12/14	@ DETROIT	2-5 L	10-19-2/22	25, 25	TUGNUTT	19,687
32	12/15	@ TORONTO	1-0 W	11-19-2/24	8*	HEBERT	15,728
33	12/17	@ DALLAS	3-2 W	12-19-2/26	10, 10, 17	HEBERT	16,801
34	12/19	@ CHICAGO	0-2 L	12-20-2/26	NONE	TUGNUTT	18,472
35	12/20	@ WINNIPEG	7-5 W	13-20-2/28	25, 17, 23, 20, 36, 25, 16	HEBERT	14,033
36	12/22	DALLAS	2-3 L (OT)	13-21-2/28	10, 3	TUGNUTT	*17,232
37	12/26	LOS ANGELES	2-3 L	13-22-2/28	25, 20	HEBERT	*17,296
38	12/28	@ NY ISLANDERS	3-0 W	14-22-2/30	10, 6, 2	TUGNUTT	16,297
39	12/30	@ WASHINGTON	0-3 L	14-23-2/30	NONE	TUGNUTT	17,616
40	1/1	@ FLORIDA	2-4 L	14-24-2/30	25, 20	HEBERT	14,669
41	1/2	@ T. BAY (ORL.)	4-1 W	15-24-2/32	4, 18*, 25, 16	TUGNUTT	10,871
42	1/6	@ CHICAGO	6-2 W	16-24-2/34	20, 8, 18, 20*, 23, 6	TUGNUTT	17,460
43	1/8	@ ST. LOUIS	5-3 W	17-24-2/36	24, 16, 23, 23, 16	HEBERT	18,143
44	1/10	DETROIT	4-6 L	17-25-2/36	21, 23, 2, 4	TUGNUTT	*17,196
45	1/12	SAN JOSE	2-5 L	17-26-2/36	23, 16	HEBERT/TUGNUTT	*17,176
46	1/14	HARTFORD	6-3 W	18-26-2/38	21, 20*, 8, 21, 8, 18	HEBERT	*17,204
47	1/16	VANCOUVER	3-4 L	18-27-2/38	20, 24, 14	TUGNUTT/HEBERT	*17,203
48	1/18	@ TORONTO	3-3 T (OT)	18-27-3/39	18, 24, 24	HEBERT	15,728
49	1/19	@ DETROIT	4-4 T (OT)	18-27-4/40	18, 36, 17, 20*	HEBERT	19,875
50	1/24	ST. LOUIS	2-3 L (OT)	18-28-4/40	24, 8	HEBERT	*17,178
51	1/26	WINNIPEG	3-1 W	19-28-4/42	19, 39, 22	HEBERT	*17,190
52	1/28	N.Y. RANGERS	3-2 W	20-28-4/44	20, 8, 2	HEBERT	*17,250
53	1/29	@ LOS ANGELES	1-5 L	20-29-4/44	21	HEBERT/TUGNUTT	16,005
54	2/2	CALGARY	2-4 L	20-30-4/44	14, 25	TUGNUTT	*17,214
55	2/4	VANCOUVER	3-0 W	21-30-4/46	22*, 19, 20	HEBERT	*17,229
56	2/6	CHICAGO	2-3 L	21-31-4/46	14, 24	HEBERT	*17,265
57	2/11	LOS ANGELES	3-5 L	21-32-4/46	22, 20, 2	HEBERT	*17,345
58	2/13	@ EDMONTON	6-3 W	22-32-4/48	24, 14, 25, 14, 25, 18	TUGNUTT	13,453
59	2/16	PHILADELPHIA	6-3 W	23-32-4/50	22, 20, 7, 14, 14, 24	HEBERT	*17,268
60	2/18	QUEBEC	0-1 L	23-33-4/50	NONE	TUGNUTT	*17,263
61	2/20	@ ST. LOUIS	1-4 L	23-34-4/50	25	HEBERT	18,150
62	2/23	@ BUFFALO	2-4 L	23-35-4/50	25, 39	HEBERT	15,651
63	2/24	@ PITTSBURGH	2-2 T (OT)	23-35-5/51	8, 14*	SHTALENKOV	17,168
64	2/26	@ QUEBEC	6-3 W	24-35-5/53	2, 47, 3, 18, 23, 14	HEBERT	15,032
65	3/2	MONTREAL	2-5 L	24-36-5/53	16, 21	HEBERT	*17,248
66	3/4	EDMONTON	4-1 W	25-36-5/55	2, 8, 4, 14	HEBERT	*17,278
67	3/6	@ SAN JOSE	0-6 L	25-37-5/55	NONE	HEBERT/SHTALENKOV	17,190
68	3/8	@ CHICAGO (@ PHX)	0-3 L	25-38-5/55	NONE	SHTALENKOV	13,847
69	3/9	BUFFALO	0-3 L	25-39-5/55	NONE	HEBERT	*17,256
70	3/11	CHICAGO	2-3 L	25-40-5/55	20*, 20	HEBERT	*17,265
71	3/13	OTTAWA	5-1 W	26-40-5/57	24, 36, 6, 18, 20	SHTALENKOV	*17,225
72	3/16	LOS ANGELES	5-2 W	27-40-5/59	14, 4, 47, 8, 8	SHTALENKOV	*17,325
73	3/22	@ DALLAS	3-4 L	27-41-5/59	23, 32, 21	SHTALENKOV	16,914
74	3/24	@ BOSTON	3-5 L	27-42-5/59	47, 25, 6*	HEBERT	14,448
75	3/26	@ HARTFORD	3-2 W	28-42-5/61	22*, 22, 36	HEBERT	15,635
76	3/27	@ PHILADELPHIA	3-2 W (OT)	29-42-5/63	16, 18, 18	HEBERT	17,380
77	3/30	@ LOS ANGELES	5-2 W	30-42-5/65	23, 47, 39, 16, 14	HEBERT	16,005
78	3/31	EDMONTON	2-3 L (OT)	30-43-5/65	47, 14	HEBERT	*17,293
79	4/2	TORONTO	3-1 W	31-43-5/67	14, 48, 47	HEBERT	*17,281
80	4/6	@ CALGARY	2-4 L	31-44-5/67	18, 18	HEBERT	20,230
81	4/8	@ EDMONTON	3-1 W	32-44-5/69	21, 18, 8	HEBERT	15,701
82	4/9	@ VANCOUVER	3-1 W	33-44-5/71	8, 21, 14	SHTALENKOV	16,150
83	4/11	CALGARY	0-3 L	33-45-5/71	NONE	SHTALENKOV	*17,291
84	4/13	VANCOUVER	1-2 L	33-46-5/71	4	HEBERT	*17,295

GOAL KEY: UNDERLINE = POWER PLAY GOAL; \* = SHORTHANDED GOAL; BOLD = GAME-WINNING GOAL; + = GAME-TYING GOAL; \$ = EMPTY NET GOAL. WHEN TWO GOALTENDERS PLAY IN ONE GAME, ALL CAPS RECEIVED DECISION. \* = SELLOUT AT THE ARROWHEAD POND.

# YEAR-BY-YEAR FINAL STATISTICS

## 2020-21 FINAL STATISTICS

POS	NO.	PLAYER	GP	TOI	G	A	P	+/-	PIM	PP	SH	GW	S	%
L	53	MAX COMTOIS	55	15:28	16	17	33	3	40	1	0	3	94	17
L	67	RICKARD RAKELL	52	17:50	9	19	28	-14	12	0	0	1	144	6.3
D	4	CAM FOWLER	56	21:46	5	18	23	-4	18	0	0	1	75	6.7
C	14	ADAM HENRIQUE	45	16:02	12	9	21	-8	11	1	0	2	77	15.6
R	61	TROY TERRY	48	14:42	7	13	20	-1	18	0	0	0	69	10.1
C	15	RYAN GETZLAF	48	16:35	5	12	17	-14	43	3	0	1	70	7.1
R	33	JAKOB SILFVERBERG	47	16:57	8	8	16	-17	18	2	1	0	91	8.8
C	38	DEREK GRANT	46	14:34	6	9	15	-4	25	0	1	1	66	9.1
D	22	KEVIN SHATTENKIRK	55	21:12	2	13	15	-8	28	1	0	0	93	2.2
L	43	DANTON HEINEN	43	14:46	7	7	14	-9	0	1	0	1	76	9.2
C	46	*TREVOR ZEGRAS	24	15:24	3	10	13	6	12	0	0	0	53	5.7
C	23	SAM STEEL	42	14:32	6	6	12	-7	8	0	0	0	42	14.3
L	49	MAX JONES	46	14:10	7	4	11	-9	36	2	0	1	77	9.1
L	20	NICOLAS DESLAURIERS	49	11:19	5	5	10	-7	53	0	0	2	65	7.7
C	48	ISAC LUNDESTROM	41	15:15	6	3	9	-9	14	0	0	0	52	11.5
R	92	*ALEXANDER VOLKOV	18	13:53	4	4	8	-1	2	0	0	0	17	23.5
D	34	*JAMIE DRYSDALE	24	19:35	3	5	8	-12	6	0	0	0	28	10.7
D	32	JACOB LARSSON	46	17:23	1	6	7	-9	14	0	0	0	42	2.4
D	42	JOSH MANSON	23	17:59	1	6	7	-3	30	0	0	1	19	5.3
C	39	SAM CARRICK	13	12:55	2	4	6	4	28	0	0	0	23	8.7
D	47	HAMPUS LINDHOLM	18	22:02	2	4	6	-1	16	0	0	0	29	6.9
C	24	CARTER ROWNEY	19	14:17	0	6	6	-2	2	0	0	0	10	0
D	7	BEN HUTTON	34	18:31	1	4	5	-13	11	0	0	0	51	2
R	21	DAVID BACKES	15	12:44	3	1	4	-4	4	0	0	1	30	10
D	76	JOSH MAHURA	13	15:54	1	3	4	0	4	0	0	0	14	7.1
D	51	*HAYDN FLEURY	12	20:39	2	1	3	-6	2	0	0	0	14	14.3
D	28	JANI HAKANPAA	42	18:37	0	1	1	0	31	0	0	0	41	0
L	26	ANDREW AGOZZINO	3	12:11	0	1	1	0	0	0	0	0	3	0
D	45	ANDY WELINSKI	13	15:02	0	0	0	4	0	0	0	0	16	0
C	40	VINNI LETTIERI	5	12:43	0	0	0	-3	0	0	0	0	7	0
L	12	SONNY MILANO	6	14:44	0	0	0	0	0	0	0	0	8	0
D	86	*SIMON BENOIT	6	17:12	0	0	0	-3	2	0	0	0	3	0
C	58	CHASE DE LEO	1	13:26	0	0	0	-2	0	0	0	0	1	0

NO.	PLAYER	GP	MIN	GAA	W	L	OT	SO	GA	SA	SV%	G	A	PIM
36	JOHN GIBSON	35	20:31	2.98	9	19	7	3	101	1042	.903	0	0	2
30	RYAN MILLER	16	8:71	3.51	4	8	2	0	51	432	.882	0	0	0
31	ANTONY STOLARZ	8	4:64	2.20	4	3	0	1	17	230	.926	0	1	0
ANA GOALTENDING TOTALS		3366	3:16	17	30	9	4	169	1704	.901	0	1	2	

\* Rookie ^ Acquired Midseason

POS	NO.	PLAYER	TEAM	GP	TOI	G	A	P	+/-	PIM	PP	SH	GW	S	%
D	51	HAYDN FLEURY	CAR	35	13:36	1	0	1	-6	6	0	0	0	48	21
			ANA	12	20:39	2	1	3	-6	2	0	0	0	14	14.3
			TOTAL	47	15:24	3	1	4	-12	8	0	0	0	62	4.8
R	92	ALEXANDER VOLKOV	TBL	19	9:32	3	2	5	+2	4	0	0	0	18	16.7
			ANA	18	13:53	4	4	8	-1	2	0	0	0	17	23.5
			TOTAL	37	11:39	7	6	13	+1	6	0	0	0	35	20.0

## 2019-20 FINAL STATISTICS

POS	NO.	PLAYER	GP	TOI	G	A	P	+/-	PIM	PP	SH	GW	S	%
C	14	ADAM HENRIQUE	71	16:52	26	17	43	-2	22	5	0	1	169	15.4
L	67	RICKARD RAKELL	65	18:09	15	27	42	-5	12	3	0	2	186	8.1
C	15	RYAN GETZLAF	69	18:43	13	29	42	-16	58	3	0	5	143	9.1
R	33	JAKOB SILFVERBERG	66	17:41	21	18	39	0	14	4	2	1	155	13.5
D	4	CAM FOWLER	59	21:59	9	20	29	0	20	2	0	2	117	7.7
R	25	ONDREJ KASE	49	16:47	7	16	23	-7	10	0	1	0	135	5.2
D	47	HAMPUS LINDHOLM	55	20:04	2	21	23	-10	34	1	0	1	109	19.8
C	34	*SAM STEEL	65	15:32	6	16	22	-13	20	1	0	1	85	7.1
C	38	DEREK GRANT	49	13:52	14	6	20	-1	28	2	3	4	81	17.3
C	24	CARTER ROWNEY	71	12:49	8	11	19	+5	14	0	2	1	63	12.7
L	37	NICK RITCHIE	41	14:23	8	11	19	+3	78	2	0	2	70	11.4
R	61	TROY TERRY	47	14:31	4	11	15	-5	6	0	0	0	73	5.5
D	44	MICHAEL DEL ZOTTO	49	18:42	2	13	15	+5	14	0	0	0	57	3.5
L	20	NICOLAS DESLAURIERS	59	9:46	7	6	13	-1	92	0	0	1	64	10.9
L	49	MAX JONES	59	14:16	8	4	12	-6	36	0	1	0	102	7.8
D	32	JACOB LARSSON	60	16:08	2	9	11	-9	12	0	0	0	58	3.4
L	53	*MAX COMTOIS	29	13:58	5	6	11	-4	24	2	0	0	32	15.6
C	29	DEVIN SHORE	39	11:59	4	6	10	-8	8	0	0	1	47	8.5
D	6	*ERIK GUDBRANSON	44	20:02	4	5	9	0	91	0	0	0	76	5.3
D	42	JOSH MANSON	50	20:37	1	8	9	-10	37	0	0	0	64	1.6
D	2	BRENDAN GUHLE	30	17:04	4	4	8	-2	10	0	0	1	39	10.3
L	22	*SONNY MILANO	9	15:30	2	3	5	-2	4	2	0	1	11	18.2

# YEAR-BY-YEAR FINAL STATISTICS



L	43	*DANTON HEINEN	9	16:21	3	1	4	-5	2	0	0	0	19	15.8
D	5	KORBINIAN HOLZER	46	16:14	1	3	4	-1	35	0	0	0	35	2.9
C	48	*ISAC LUNDESTROM	15	13:54	0	4	4	0	-2	0	0	0	10	0.0
D	76	*JOSH MAHURA	11	16:13	1	3	4	-3	2	0	0	0	11	9.1
D	29	*CHRISTIAN DJOOS	9	21:22	1	2	3	+2	0	0	0	0	12	8.3
R	21	*DAVID BACKES	6	11:39	0	3	3	+1	6	0	0	0	8	0.0
C	56	SAM CARRICK	9	13:46	1	1	2	-3	0	0	1	0	16	6.3
R	11	DANIEL SPRONG	8	14:06	1	1	2	-2	0	1	0	0	17	5.9
L	26	*ANDREW AGOZZINO	5	9:56	1	0	1	+3	0	0	0	0	2	50.0
D	28	JANI HAKANPAA	5	18:07	1	0	1	+1	2	0	0	0	4	25.0
R	64	KIEFER SHERWOOD	10	13:19	0	1	1	-1	6	0	0	0	17	0.0
D	52	*MATT IRWIN	9	22:27	0	1	1	-7	4	0	0	0	18	0.0
C	58	*CHASE DE LEO	1	14:49	0	0	0	0	0	0	0	0	1	0.0

NO.	PLAYER	GP	MIN	GAA	W	L	OT	SO	GA	SA	SV%	G	A	PIM
36	JOHN GIBSON	51	2981	3.00	20	26	5	1	149	1552	.904	0	0	6
30	RYAN MILLER	23	1238	3.10	9	6	4	0	64	685	.907	0	1	0
31	ANTONY STOLARZ	1	59	2.04	0	1	0	0	2	36	.944	0	0	0
<b>ANA GOALTENDING TOTALS</b>			<b>4,321</b>	<b>3.12</b>	<b>29</b>	<b>33</b>	<b>9</b>	<b>1</b>	<b>225</b>	<b>2282</b>	<b>.901</b>	<b>0</b>	<b>1</b>	<b>6</b>

\* Rookie \* Acquired Midseason

## 2018-19 FINAL STATISTICS

POS	NO.	PLAYER	GP	TOI	G	A	P	+/-	PIM	PP	SH	GW	S	%S
C	15	RYAN GETZLAF	67	19:28	14	34	48	-19	58	1	0	2	133	10.5
R	33	JAKOB SILFVERBERG	73	17:06	24	19	43	-9	28	3	2	4	163	14.7
L	67	RICKARD RAKELL	69	18:29	18	25	43	-13	27	6	0	2	194	9.3
C	14	ADAM HENRIQUE	82	16:27	18	24	42	-5	24	8	0	3	122	16.3
L	37	NICK RITCHIE	60	15:00	9	22	31	6	82	2	0	2	96	9.4
D	47	HAMPUS LINDHOLM	76	24:00	6	22	28	-5	44	1	0	0	125	4.8
D	26	BRANDON MONTOUR	62	22:40	5	20	25	-16	40	0	0	2	126	4.0
D	4	CAM FOWLER	59	23:22	5	18	23	-14	20	1	0	2	88	5.7
R	25	ONDREJ KASE	30	15:39	11	9	20	0	2	1	0	2	94	11.7
C	24	CARTER ROWNEY	62	12:33	7	13	20	0	12	0	1	0	53	13.2
R	11	*DANIEL SPRONG	47	13:07	14	5	19	-9	10	2	0	3	109	12.8
L	20	PONTUS ABERG	37	15:37	11	8	19	-10	14	3	0	1	74	14.9
D	42	JOSH MANSON	74	22:18	3	13	16	-8	62	0	0	0	96	3.1
R	61	*TROY TERRY	32	13:57	4	9	13	8	2	2	0	0	25	16.0
R	64	*KIEFER SHERWOOD	50	11:22	6	6	12	1	8	0	0	1	60	10.0
C	29	*DEVIN SHORE	34	15:27	5	7	12	-12	6	2	1	1	38	13.2
C	34	*SAM STEEL	22	14:58	6	5	11	2	8	0	1	0	33	18.2
L	7	ANDREW COGLIANO	46	13:15	3	8	11	2	14	1	0	1	64	4.7
R	10	COREY PERRY	31	14:49	6	4	10	-16	27	2	0	1	59	10.2
C	38	*DEREK GRANT	31	13:50	2	7	9	-9	8	0	0	1	48	4.2
C	17	RYAN KESLER	60	16:30	5	3	8	-19	44	1	0	1	86	5.8
L	53	*MAX COMTOIS	10	14:35	2	5	7	3	7	0	0	1	9	22.2
D	28	*MARCUS PETTERSSON	27	14:01	0	6	6	4	17	0	0	0	15	0.0
C	46	BEN STREET	21	12:04	3	2	5	-4	2	0	0	0	19	15.8
L	23	BRIAN GIBBONS	44	10:20	2	3	5	-8	16	0	0	0	29	6.9
L	49	*MAX JONES	30	13:10	2	3	5	-1	14	0	0	1	58	3.4
D	76	*JOSH MAHURA	17	14:18	1	4	5	0	4	0	0	0	20	5.0
D	32	*JACOB LARSSON	49	17:07	0	5	5	-4	16	0	0	0	57	0.0
D	5	KORBINIAN HOLZER	22	16:04	1	3	4	5	8	0	0	0	15	6.7
D	43	*JAYCOB MEGNA	28	14:32	1	3	4	-1	12	0	0	0	31	3.2
D	45	*ANDY WELINSKI	26	16:02	1	3	4	-5	8	0	0	0	32	3.1
D	44	*MICHAEL DEL ZOTTO	12	17:36	0	3	3	-3	0	0	0	0	19	0.0
C	48	*ISAC LUNDESTROM	15	13:02	0	2	2	-1	2	0	0	0	13	0.0
C	83	KALLE KOSSILA	8	10:18	1	0	1	-1	4	0	0	1	11	9.1
C	56	SAM CARRICK	6	10:13	0	1	1	-1	2	0	0	0	5	0.0
D	21	JAKE DOTCHIN	20	11:49	0	1	1	-4	39	0	0	0	7	0.0
D	2	*BRENDAN GUHLE	6	16:08	0	1	1	-3	2	0	0	0	14	0.0
C	39	JOSEPH BLANDISI	3	10:39	0	0	0	-1	6	0	0	0	1	0.0
R	22	*ADAM CRACKNELL	2	10:26	0	0	0	-1	0	0	0	0	3	0.0
C	58	*CHASE DE LEO	1	12:32	0	0	0	1	0	0	0	0	4	0.0
R	18	PATRICK EAVES	7	13:53	0	0	0	-4	4	0	0	0	6	0.0
C	20	*JUSTIN KLOOS	1	7:04	0	0	0	0	0	0	0	0	2	0.0
L	63	*KEVIN ROY	3	13:03	0	0	0	-1	0	0	0	0	2	0.0
D	2	LUKE SCHENN	8	11:59	0	0	0	-6	7	0	0	0	7	0.0
D	62	ANDREJ SUSTR	5	12:02	0	0	0	0	6	0	0	0	6	0.0

NO.	PLAYER	GP	MIN	GAA	W	L	OT	SO	GA	SA	SV%	G	A	PIM
36	JOHN GIBSON	58	3233	2.84	26	22	8	2	153	1838	.917	0	0	2
31	RYAN MILLER	20	1109	2.76	8	7	2	1	51	578	.912	0	0	0
40	KEVIN BOYLE	5	277	2.17	1	3	0	1	10	139	.928	0	0	0
1	CHAD JOHNSON	9	320	3.75	0	5	0	0	20	156	.872	0	0	0
<b>ANA GOALTENDING TOTALS</b>			<b>4,939</b>	<b>2.84</b>	<b>35</b>	<b>37</b>	<b>10</b>	<b>4</b>	<b>234</b>	<b>2711</b>	<b>.914</b>	<b>0</b>	<b>0</b>	<b>2</b>

\* Rookie \* Acquired Midseason

# YEAR-BY-YEAR FINAL STATISTICS

## 2017-18 FINAL STATISTICS

POS	NO.	PLAYER	GP	TOI	G	A	P	+/-	PIM	PP	SH	GW	S	S%
C	67	RICKARD RAKELL	77	19:25	34	35	69	6	14	8	0	3	230	14.8
C	15	RYAN GETZLAF	56	21:25	11	50	61	20	42	0	1	0	117	9.4
R	10	COREY PERRY	71	17:46	17	32	49	-4	71	4	0	1	168	10.1
R	33	JAKOB SILFVERBERG	77	17:57	17	23	40	6	18	2	1	2	187	9.1
R	86	ONDREJ KASE	66	13:55	20	18	38	18	14	1	0	5	146	13.7
D	42	JOSH MANSON	80	20:21	7	30	37	34	62	0	0	2	117	6.0
C	14	*ADAM HENRIQUE	57	17:35	20	16	36	17	14	4	1	8	102	19.6
L	7	ANDREW COGLIANO	80	15:11	12	23	35	18	41	0	3	1	175	6.9
D	71	BRANDON MONTOUR	80	20:28	9	23	32	16	42	5	1	5	160	5.6
D	4	CAM FOWLER	67	24:51	8	24	32	3	28	1	1	1	122	6.6
D	47	HAMPUS LINDHOLM	69	22:44	13	18	31	16	34	3	0	3	131	9.9
L	37	NICK RITCHIE	76	13:10	10	17	27	3	72	1	0	2	122	8.2
C	38	DEREK GRANT	66	11:05	12	12	24	3	11	3	0	0	65	18.5
D	23	FRANCOIS BEAUCHEMIN	67	17:18	3	14	17	12	26	0	0	0	93	3.2
C	50	ANTOINE VERMETTE	64	13:44	8	8	16	-5	34	2	0	2	91	8.8
C	21	CHRIS WAGNER	64	13:27	6	9	15	-7	35	1	2	0	78	7.7
C	17	RYAN KESLER	44	18:02	8	6	14	-4	46	2	0	2	78	10.3
R	48	LOGAN SHAW	42	11:29	2	6	8	-1	4	0	0	1	59	3.4
D	3	KEVIN BIEKSA	59	18:01	0	8	8	-13	83	0	0	0	66	0.0
L	63	*KEVIN ROY	25	13:38	6	1	7	3	6	1	0	1	26	23.1
R	71	*J.T. BROWN	23	8:45	1	2	3	-4	12	0	0	0	22	4.5
D	65	*MARCUS PETTERSSON	22	13:36	1	3	4	5	6	0	0	0	16	6.3
C	22	DENNIS RASMUSSEN	27	8:54	1	3	4	4	8	0	0	0	19	5.3
D	45	SAMI VATANEN	15	21:06	1	3	4	-6	8	0	0	0	22	4.5
C	83	*KALLE KOSSILA	10	9:05	1	1	2	-4	0	0	0	0	9	11.1
L	20	*JASON CHIMERA	16	6:58	1	1	2	-1	2	0	0	0	9	11.1
D	73	*ANDY WELINSKI	7	16:10	0	2	2	-1	0	0	0	0	6	0.0
C	22	*CHRIS KELLY	12	7:30	0	2	2	1	2	0	0	0	5	0.0
L	51	MIKE LIAMBAS	7	5:17	0	1	1	0	21	0	0	0	3	0.0
R	18	PATRICK EAVES	2	16:27	1	0	1	0	0	0	0	1	3	33.3
D	75	*JAYCOB MEGNA	14	15:42	0	1	1	-4	2	0	0	0	7	0.0
R	40	JARED BOLL	10	4:25	1	0	1	0	16	0	0	0	4	25.0
C	39	JOSEPH BLANDISI	3	11:40	0	0	0	2	2	0	0	0	4	0.0
L	90	*GIOVANNI FIORE	1	7:53	0	0	0	-1	0	0	0	0	0	0.0
R	61	*TROY TERRY	2	10:12	0	0	0	0	0	0	0	0	3	0.0
L	58	*NICOLAS KERDILES	2	3:45	0	0	0	0	0	0	0	0	0	0.0
D	5	KORBINIAN HOLZER	16	11:36	0	0	0	-3	6	0	0	0	10	0.0

NO.	PLAYER	GP	MIN	GAA	W	L	OT	SO	GA	SA	SV%	G	A	PIM
36	JOHN GIBSON	60	3428	2.43	31	18	7	4	139	1872	.926	0	1	16
31	RYAN MILLER	28	1353	2.35	12	6	6	4	53	739	.928	0	0	0
1	RETO BERRA	5	182	2.31	1	1	0	0	7	95	.926	0	0	0

ANA GOALTENDING TOTALS 5,002 2.51 44 25 13 9 192 2716 .923 0 1 16

\* Rookie ^ Acquired Midseason

## 2016-17 FINAL STATISTICS

POS	NO.	PLAYER	GP	TOI	G	A	P	+/-	PIM	PP	SH	GW	S	S%
C	15	RYAN GETZLAF	74	21:04	15	58	73	+7	49	6	2	3	138	10.9
C	17	RYAN KESLER	82	21:18	22	36	58	+8	83	8	0	2	186	11.8
R	10	COREY PERRY	82	17:42	19	34	53	+2	76	5	0	3	215	8.8
C	67	RICKARD RAKELL	71	17:23	33	18	51	+10	12	5	0	10	177	18.6
R	33	JAKOB SILFVERBERG	79	18:29	23	26	49	+10	20	5	1	5	227	10.1
D	4	CAM FOWLER	80	24:50	11	28	39	+7	20	5	1	3	186	5.9
L	7	ANDREW COGLIANO	82	15:08	16	19	35	+11	26	0	3	2	178	9.0
L	37	NICK RITCHIE	77	12:59	14	14	28	+4	62	1	0	3	149	9.4
C	50	ANTOINE VERMETTE	72	15:54	9	19	28	-7	42	5	0	1	88	10.2
D	45	SAMI VATANEN	71	21:39	3	21	24	+3	30	2	0	0	117	2.6
D	47	HAMPUS LINDHOLM	66	22:26	6	14	20	+13	36	1	0	2	94	6.4
D	42	JOSH MANSON	82	18:37	5	12	17	+14	82	0	1	1	88	5.7
R	86	*ONDREJ KASE	53	11:47	5	10	15	-1	18	0	0	2	77	6.5
R	18	*PATRICK EAVES	20	15:42	11	3	14	+8	8	2	0	1	55	20.0
D	2	KEVIN BIEKSA	81	18:45	3	11	14	0	63	1	0	1	94	3.2
L	74	*JOSEPH CRAMAROSSA	49	9:48	4	6	10	+1	51	0	0	1	26	15.4
C	48	*LOGAN SHAW	55	9:42	3	7	10	+3	10	0	1	1	59	5.1
D	53	*SHEA THEODORE	34	17:18	2	7	9	-6	28	1	0	1	60	3.3
C	21	CHRIS WAGNER	43	9:21	6	1	7	+2	6	0	0	0	40	15.0
D	5	KORBINIAN HOLZER	32	13:30	2	5	7	0	23	0	0	0	14	14.3
D	71	*BRANDON MONTOUR	27	17:22	2	4	6	+11	14	0	0	0	50	4.0
L	16	RYAN GARbutt	27	9:09	2	1	3	-3	20	0	0	1	26	7.7
D	3	CLAYTON STONER	14	17:33	1	2	3	0	28	0	0	0	16	6.3
R	40	JARED BOLL	51	5:48	0	3	3	-3	87	0	0	0	13	0.0
R	64	*STEFAN NOESEN	12	6:33	2	0	2	+2	2	0	0	0	12	16.7
C	44	NATE THOMPSON	30	10:23	1	1	2	+4	14	0	0	0	19	5.3
C	48	*MICHAEL SGARBOSSA	9	9:28	0	2	2	-2	0	0	0	0	7	0.0
R	59	*NICK SORENSEN	5	10:53	0	1	1	-1	2	0	0	0	7	0.0
L	26	*EMERSON ETEM	3	8:48	0	0	0	+1	2	0	0	0	0	0.0
L	39	MASON RAYMOND	4	8:54	0	0	0	-2	0	0	0	0	3	0.0



# YEAR-BY-YEAR FINAL STATISTICS



D	6	SIMON DESPRES	1	16:08	0	0	0	0	0	0	0	0	1	0.0
D	75	*JAYCOB MEGNA	1	15:20	0	0	0	+1	0	0	0	0	0	0.0
R	41	COREY TROPP	1	9:28	0	0	0	-1	0	0	0	0	0	0.0
L	58	*NICOLAS KERDILES	1	11:08	0	0	0	+1	0	0	0	0	0	0.0
D	51	*JACOB LARSSON	4	16:25	0	0	0	-1	2	0	0	0	2	0.0
L	83	*KALLE KOSSILA	1	6:54	0	0	0	0	0	0	0	0	1	0.0

NO.	PLAYER	GP	MIN	GAA	W	L	OT	SO	GA	SA	SV%	G	A	PIM
36	JOHN GIBSON	52	2950	2.22	25	16	9	6	109	1437	.924	0	1	4
1	JONATHAN BERNIER	39	1993	2.50	21	7	4	2	83	982	.915	0	0	4
30	DUSTIN TOKARSKI	1	9	0.00	0	0	0	0	0	5	1.000	0	0	0
<b>ANA GOALTENDING TOTALS</b>		<b>4,952</b>	<b>2.32</b>	<b>46</b>	<b>23</b>	<b>13</b>	<b>8</b>	<b>192</b>	<b>2424</b>	<b>.920</b>	<b>0</b>	<b>1</b>	<b>9</b>	

\* Rookie \* Acquired Midseason

## 2015-16 FINAL STATISTICS

POS	NO.	PLAYER	GP	TOI	G	A	P	+/-	PIM	PP	SH	GW	S	S%
C	15	RYAN GETZLAF	77	19:30	13	50	63	+14	55	6	0	5	178	7.3
R	10	COREY PERRY	82	17:42	34	28	62	+2	68	12	0	6	215	15.8
C	17	RYAN KESLER	79	19:31	21	32	53	+5	78	5	1	4	164	12.8
R	67	RICKARD RAKELL	72	16:04	20	23	43	-1	19	4	0	7	169	11.8
R	33	JAKOB SILFVERBERG	82	16:58	20	19	39	+8	32	2	0	2	215	9.3
D	45	SAMI VATANEN	71	21:18	9	29	38	+8	20	4	0	2	140	6.4
L	7	ANDREW COGLIANO	82	14:25	9	23	32	+2	28	0	2	3	131	6.9
D	47	HAMPUS LINDHOLM	80	22:00	10	18	28	+7	40	4	1	1	149	6.7
D	4	CAM FOWLER	69	22:46	5	23	28	-8	27	3	0	0	113	4.4
L	57	*DAVID PERRON	28	14:48	8	12	20	+12	34	7	0	1	51	15.7
R	29	CHRIS STEWART	56	10:47	8	12	20	+2	73	1	0	1	78	10.3
C	25	MIKE SANTORELLI	70	10:05	9	9	18	-4	8	1	0	1	81	11.1
C	22	SHAWN HORCORFF	59	13:17	6	9	15	+1	34	0	1	2	73	8.2
D	42	JOSH MANSON	71	18:46	5	10	15	+11	74	0	0	1	88	5.7
D	2	KEVIN BIEKSA	71	21:00	4	11	15	-7	99	2	0	1	109	3.7
L	19	PATRICK MAROON	56	11:23	4	9	13	-13	54	3	0	0	65	6.2
L	26	CARL HAGELIN	43	15:00	4	8	12	-10	14	0	0	0	82	4.9
L	88	*JAMIE MCGINN	21	14:40	8	4	12	+3	23	3	0	2	47	17.0
L	16	*RYAN GARBUTT	37	11:25	5	3	8	-4	21	0	1	2	52	9.6
D	53	*SHEA THEODORE	19	19:06	3	5	8	+7	2	2	0	1	28	10.7
C	44	NATE THOMPSON	49	11:35	3	3	6	-1	47	0	1	0	42	7.1
D	3	CLAYTON STONER	50	15:21	1	5	6	+4	67	0	0	0	32	3.1
L	11	*BRANDON PIRRI	9	12:43	3	2	5	0	0	0	0	1	17	17.6
L	37	*NICK RITCHIE	33	11:45	2	2	4	-2	37	0	0	0	55	3.6
D	24	SIMON DESPRES	32	19:37	0	4	4	+2	8	0	0	0	32	0.0
L	46	JIRI SEKAC	22	12:11	1	2	3	0	4	1	0	0	29	3.4
D	5	KORBINIAN HOLZER	29	14:45	0	3	3	-3	10	0	0	0	17	0.0
C	62	*CHRIS WAGNER	17	10:33	0	2	2	0	19	0	0	0	28	0.0
L	43	*MAX FRIBERG	5	8:50	0	0	0	-1	2	0	0	0	1	0.0
R	18	TIM JACKMAN	2	5:44	0	0	0	-2	4	0	0	0	1	0.0
R	64	*STEFAN NOESEN	1	10:02	0	0	0	0	0	0	0	0	0	0.0
C	77	MICHAEL SGARBOSSA	1	8:21	0	0	0	0	0	0	0	0	0	0.0
L	41	HARRY ZOLNIERCZYK	1	8:48	0	0	0	-1	0	0	0	0	1	0.0

NO.	PLAYER	GP	MIN	GAA	W	L	OT	SO	GA	SA	SV%	G	A	PIM
31	FREDERIK ANDERSEN	43	2298	2.30	22	9	7	3	88	1086	.919	0	1	2
36	*JOHN GIBSON	40	2295	2.07	21	13	4	4	79	992	.920	0	1	2
30	ANTON KHUDBOIN	9	356	2.70	3	3	0	1	16	175	.909	0	0	0

ANA GOALTENDING TOTALS

\* Rookie \* Acquired Midseason

## 2014-15 FINAL STATISTICS

POS	NO.	PLAYER	GP	TOI	G	A	P	+/-	PIM	PP	SH	GW	S	S%
C	15	RYAN GETZLAF	77	20:05	25	45	70	+15	62	3	0	6	191	13.1
R	10	COREY PERRY	67	18:06	33	22	55	+13	67	4	0	3	193	17.1
C	17	RYAN KESLER	81	19:30	20	27	47	-5	75	5	1	4	205	9.8
R	33	JAKOB SILFVERBERG	81	15:39	13	26	39	+15	24	2	1	2	189	6.9
D	45	SAMI VATANEN	67	21:27	12	25	37	+5	36	7	1	1	122	9.8
L	19	PATRICK MAROON	71	14:16	9	25	34	-5	82	1	0	1	120	7.5
D	47	HAMPUS LINDHOLM	78	21:45	7	27	34	+25	32	0	0	1	107	6.5
D	4	CAM FOWLER	80	21:08	7	27	34	+4	14	1	1	2	87	8.0
L	39	MATT BELESKEY	65	14:28	22	10	32	+13	39	4	0	8	145	15.2
R	67	*RICKARD RAKELL	71	12:34	9	22	31	+6	10	2	0	1	105	8.6
L	7	ANDREW COGLIANO	82	14:36	15	14	29	+5	14	0	3	2	134	11.2
R	21	KYLE PALMIERI	57	14:05	14	15	29	-2	37	5	0	4	112	12.5
D	23	FRANCOIS BEACHEMIN	64	22:44	11	12	23	+17	48	2	0	1	110	10.0
C	44	NATE THOMPSON	80	13:19	5	13	18	+0	39	0	1	3	87	5.7
R	12	DEVANTE SMITH-PELLY	54	14:38	5	12	17	+1	12	0	1	1	76	6.6
D	6	BEN LOVEJOY	40	18:33	1	10	11	+3	17	0	0	0	50	2.0
L	16	EMERSON ETEM	45	12:14	5	5	10	-6	4	0	0	0	77	6.5
L	14	*RENE BOURQUE	30	12:07	2	6	8	-4	12	1	0	0	44	4.5
D	3	CLAYTON STONER	69	17:38	1	7	8	-2	68	0	1	1	68	1.5
R	18	TIM JACKMAN	55	8:22	5	2	7	-4	86	0	0	1	55	9.1
L	46	*JIRI SEKAC	19	12:56	2	5	7	+2	4	0	0	0	29	6.9
D	24	*SIMON DESPRES	16	18:39	1	5	6	+2	22	0	0	0	27	3.7

YEAR-BY-YEAR FINAL STATISTICS

L	14	*TOMAS FLEISCHMANN	14	14:10	1	5	6	+0	4	0	0	0	24	4.2
D	20	*JAMES WISNIEWSKI	13	20:13	0	5	5	-3	10	0	0	0	20	0.0
C	38	*WILLIAM KARLSSON	18	12:08	2	1	3	+1	2	0	0	1	24	8.3
D	42	*JOSH MANSON	28	18:26	0	3	3	+1	31	0	0	0	26	0.0
D	2	*ERIC BREWER	9	17:15	1	1	2	-6	6	0	0	0	7	14.3
D	55	BRYAN ALLEN	6	18:12	0	1	1	0	4	0	0	0	4	0.0
D	37	MAT CLARK	7	12:46	0	1	1	+2	6	0	0	0	2	0.0
D	48	*COLBY ROBAK	5	15:15	0	1	1	+3	0	0	0	0	2	0.0
D	28	MARK FISTRIC	9	14:47	0	0	0	-3	4	0	0	0	1	0.0
C	62	*CHRIS WAGNER	9	8:47	0	0	0	-2	2	0	0	0	7	0.0
L	51	DANY HEATLEY	6	12:07	0	0	0	-3	0	0	0	0	8	0.0
L	43	*MAX FRIBERG	1	8:47	0	0	0	0	0	0	0	0	0	0.0
R	64	*STEFAN NOESEN	1	6:54	0	0	0	+0	0	0	0	0	0	0.0
D	77	JESSE BLACKER	1	6:03	0	0	0	-2	0	0	0	0	0	0.0

NO.	PLAYER	GP	MIN	GAA	W	L	OT	SO	GA	SA	SV%	G	A	PIM
31	FREDERIK ANDERSEN	54	3106	2.38	35	12	5	3	123	1436	.914	0	3	4
36	*JOHN GIBSON	23	1340	2.60	13	8	0	1	58	674	.914	0	0	0
30	JASON LABARBERA	5	207	2.61	2	0	1	0	9	99	.909	0	0	0
80	*ILYA BRYZGALOV	8	329	4.19	1	4	1	0	23	150	.847	0	2	0
ANA GOALTENDING TOTALS			5,002	2.65	51	24	7	4	221	2367	.907			

\* Rookie ^ Acquired Midseason

2013-14 FINAL STATISTICS

POS	NO.	PLAYER	GP	TOI	G	A	P	+/-	PIM	PP	SH	GW	S	S%
C	15	RYAN GETZLAF	77	21:17	31	56	87	+28	31	5	0	7	204	15.2
R	10	COREY PERRY	81	19:28	43	39	82	+32	65	8	0	9	280	15.4
C	13	NICK BONINO	77	16:13	22	27	49	+14	22	7	0	2	159	13.8
C	22	MATHIEU PERREAULT	69	13:52	18	25	43	+13	36	4	0	1	120	15.0
C	7	ANDREW COGLIANO	82	15:23	21	21	42	+13	26	0	3	5	157	13.4
D	4	CAM FOWLER	70	23:51	6	30	36	+15	14	4	1	2	100	6.0
R	17	DUSTIN PENNER	49	15:15	13	19	32	+22	28	5	0	2	100	13.0
R	21	KYLE PALMIERI	71	11:56	14	17	31	+9	38	0	0	4	147	9.5
D	47	*HAMPUS LINDHOLM	78	19:25	6	24	30	+29	36	1	0	1	116	5.2
C	34	DANIEL WINNIK	76	15:23	6	24	30	+6	23	0	2	2	115	5.2
C	11	SAKU KOIVU	65	15:02	11	18	29	+3	46	0	1	1	81	13.6
L	62	*PATRICK MAROON	62	12:18	11	18	29	+11	101	1	0	3	93	11.8
R	8	TEEMU SELANNE	64	14:07	9	18	27	+8	12	4	0	3	111	8.1
L	39	MATT BELESKEY	55	12:26	9	15	24	+8	64	0	0	2	112	8.0
R	33	JAKOB SILFVERBERG	52	14:15	10	13	23	+2	12	1	2	1	119	8.4
D	45	*SAMI VATANEN	48	17:27	6	15	21	+9	22	2	0	0	73	8.2
D	6	BEN LOVEJOY	78	19:23	5	13	18	+21	39	0	0	2	107	4.7
D	23	FRANCOIS BEAUCHEMIN	70	23:05	4	13	17	+26	39	1	0	1	100	4.0
R	65	EMERSON ETEM	29	12:47	7	4	11	+3	4	1	1	2	44	15.9
R	77	DEVANTE SMITH-PELLY	19	12:38	2	8	10	+5	2	0	0	0	23	8.7
D	55	BRYAN ALLEN	68	17:33	0	10	10	+20	75	0	0	0	60	0.0
D	5	LUCA SBISA	30	17:03	1	5	6	+0	43	0	0	0	30	3.3
D	28	MARK FISTRIC	34	15:24	1	4	5	+9	28	0	0	0	22	4.5
D	19	*STEPHANE ROBIDAS	14	20:37	1	4	5	+3	8	0	0	1	21	4.8
R	18	TIM JACKMAN	26	7:22	3	1	4	-2	62	0	0	0	37	8.1
R	67	*RICKARD RAKELL	18	11:43	0	4	4	-3	2	0	0	0	22	0.0
D	51	ALEX GRANT	2	12:10	2	0	2	+3	2	0	0	0	2	100.0
C	74	PETER HOLLAND	4	9:05	1	0	1	-1	2	0	0	0	3	33.3
D	40	NOLAN YONKMAN	2	8:57	0	1	1	-1	0	0	0	0	3	0.0
C	20	DAVID STECKEL	6	10:50	0	0	0	+0	0	0	0	0	8	0.0

NO.	PLAYER	GP	MIN	GAA	W	L	OT	SO	GA	SA	SV%	G	A	PIM
1	JONAS HILLER	50	2909	2.48	29	13	7	5	120	1348	.911	0	2	0
31	*FREDERIK ANDERSEN	28	1569	2.29	20	5	0	0	60	783	.923	0	1	0
30	VIKTOR FASTH	5	305	2.95	2	2	1	0	15	131	.885	0	0	0
36	*JOHN GIBSON	3	181	1.33	3	0	0	1	4	87	.954	0	0	0
ANA GOALTENDING TOTALS		86	4964	2.41	54	20	8	6	199	2349	.915			

\* Rookie ^ Acquired Midseason

2012-13 FINAL STATISTICS

POS	NO.	PLAYER	GP	TOI	G	A	P	+/-	PIM	PP	SH	GW	S	S%
C	15	RYAN GETZLAF	44	20:11	15	34	49	+14	41	4	3	3	99	15.2
R	10	COREY PERRY	44	19:04	15	21	36	+10	72	5	0	5	128	11.7
L	9	BOBBY RYAN	46	16:35	11	19	30	+3	17	2	0	1	101	10.9
C	11	SAKU KOIVU	47	17:36	8	19	27	+4	18	4	0	0	55	14.5
R	8	TEEMU SELANNE	46	15:41	12	12	24	-10	28	3	0	1	96	12.5
D	23	FRANCOIS BEAUCHEMIN	48	23:27	6	18	24	+19	22	1	0	0	74	8.1
C	7	ANDREW COGLIANO	48	15:22	13	10	23	+14	6	0	2	1	79	16.5
R	51	KYLE PALMIERI	42	12:19	10	11	21	+2	9	2	0	5	92	10.9
C	34	DANIEL WINNIK	48	16:49	6	13	19	+13	16	0	0	1	95	6.3
D	44	SHELDON SOURAY	44	20:55	7	10	17	+19	52	2	0	3	80	8.8
L	39	MATT BELESKEY	42	12:00	8	5	13	+2	56	2	0	1	61	13.1
C	13	NICK BONINO	27	15:53	5	8	13	-3	8	1	0	0	37	13.5

# YEAR-BY-YEAR FINAL STATISTICS



D	4	CAM FOWLER	37	20:26	1	10	11	-4	4	1	0	0	50	2.0
R	65	*EMERSON ETEN	38	11:27	3	7	10	+7	9	0	0	0	48	6.3
D	6	*BEN LOVEJOY	32	18:13	0	10	10	+6	29	0	0	0	51	0.0
D	5	LUCA SBISA	41	19:50	1	7	8	0	23	0	0	1	39	2.6
D	55	BRYAN ALLEN	41	18:44	0	6	6	+1	34	0	0	0	25	0.0
D	32	TONI LYDMAN	35	19:23	0	6	6	-1	12	0	0	0	28	0.0
C	20	*DAVID STECKEL	21	10:37	1	5	6	+2	0	0	0	0	19	5.3
C	74	*PETER HOLLAND	21	11:35	3	2	5	+4	4	1	0	0	26	11.5
R	18	RADEK DVORAK	9	13:08	4	0	4	+2	2	0	0	1	17	23.5
L	62	*PATRICK MAROON	13	9:47	2	1	3	-1	10	0	0	0	21	9.5
D	45	*SAMI VATANEN	8	15:49	2	0	2	+3	0	1	0	0	6	33.3
R	25	BRAD STAUBITZ	15	6:12	1	1	2	0	41	0	0	1	5	20.0
C	64	BRANDON MCMILLAN	6	8:44	0	1	1	-1	2	0	0	0	2	0.0
C	19	*MATTHEW LOMBARDI	7	13:25	0	0	0	-2	4	0	0	0	5	0.0
R	77	DEVANTE SMITH-PELLY	7	8:59	0	0	0	-4	0	0	0	0	5	0.0
R	67	*RICKARD RAKELL	4	8:57	0	0	0	-2	0	0	0	0	3	0.0
D	40	JORDAN HENDRY	2	17:34	0	0	0	0	0	0	0	0	0	0.0

NO.	PLAYER	GP	MIN	GAA	W	L	OT	SO	GA	SA	SV%	G	A	PIM
1	JONAS HILLER	26	1498	2.36	15	6	4	1	59	675	.913	0	1	2
31	VIKTOR FASTH	25	1428	2.18	15	6	2	4	52	661	.921	0	0	0
<b>ANA GOALTENDING TOTALS</b>		<b>48</b>	<b>2936</b>	<b>2.35</b>	<b>30</b>	<b>12</b>	<b>6</b>	<b>5</b>	<b>115</b>	<b>1340</b>	<b>.914</b>			

\* Rookie \* Acquired Midseason

## 2011-12 FINAL STATISTICS

POS	NO.	PLAYER	GP	TOI	G	A	P	+/-	PIM	PP	SH	GW	S	S%
R	8	TEEMU SELANNE	82	17:52	26	40	66	-1	50	12	0	4	210	12.4
R	10	COREY PERRY	80	21:22	37	23	60	-7	127	14	1	6	277	13.4
L	9	BOBBY RYAN	82	18:21	31	26	57	+1	53	3	2	3	204	15.2
C	15	RYAN GETZLAF	82	21:35	11	46	57	-11	75	4	0	4	185	5.9
C	11	SAKU KOIVU	74	18:07	11	27	38	+7	50	0	0	1	107	10.3
D	4	CAM FOWLER	82	23:15	5	24	29	-28	18	2	0	0	123	4.1
D	17	LUBOMIR VISNOVSKY	68	20:47	6	21	27	+7	47	1	0	1	112	5.4
C	7	ANDREW COGLIANO	82	14:42	13	13	26	-4	15	2	0	2	115	11.3
D	5	LUCA SBISA	80	17:55	5	19	24	-5	66	0	0	0	88	5.7
D	23	FRANCOIS BEACHEMIN	82	25:33	8	14	22	-14	48	3	0	1	139	5.8
L	12	*NIKLAS HAGMAN	63	14:37	8	11	19	-10	12	1	0	1	111	7.2
C	63	NICK BONINO	50	12:28	5	13	18	+1	8	0	0	0	63	7.9
L	39	MATT BELESKEY	70	10:15	4	11	15	-2	72	0	0	0	75	5.3
D	21	SHELDON BROOKBANK	80	15:36	3	11	14	+11	72	0	0	1	49	6.1
R	77	*DEVANTE SMITH-PELLY	49	12:02	7	6	13	-7	16	1	1	1	66	10.6
D	32	TONI LYDMAN	74	18:54	0	13	13	0	46	0	0	0	46	0.0
L	33	JASON BLAKE	45	14:08	7	5	12	-4	6	2	0	3	109	6.4
R	51	*KYLE PALMIERI	18	11:31	4	3	7	+3	6	0	0	0	34	11.8
R	41	*ANDREW GORDON	37	10:51	2	3	5	-10	6	0	0	0	38	5.3
R	16	GEORGE PARROS	46	6:22	1	3	4	+1	85	0	0	0	17	5.9
C	49	*MAXIME MACENAUER	29	10:48	1	3	4	-4	18	0	0	1	14	7.1
C	64	BRANDON MCMILLAN	25	11:12	0	4	4	-10	20	0	0	0	26	0.0
C	14	*ROD PELLEY	45	8:00	2	1	3	-3	9	0	0	0	41	4.9
D	34	NATE GUENIN	15	11:09	2	0	2	+6	6	0	0	1	5	40.0
C	74	*PETER HOLLAND	4	7:42	1	0	1	0	2	0	0	1	1	100.0
L	19	JEAN-FRANCOIS JACQUES	6	6:37	0	0	0	+2	12	0	0	0	7	0.0
C	18	MARK BELL	5	6:26	5	0	0	0	5	0	0	0	0	0.0
L	62	*PATRICK MAROON	2	12:32	0	0	0	0	2	0	0	0	1	0.0
D	73	*MAT CLARK	2	11:01	0	0	0	-2	0	0	0	0	2	0.0
C	58	*RYAN O'MARRA	2	8:09	0	0	0	-1	0	0	0	0	4	0.0

NO.	PLAYER	GP	MIN	GAA	W	L	OT	SO	GA	SA	SV%	G	A	PIM
1	JONAS HILLER	73	4253	2.57	29	30	12	4	182	2021	.910	0	1	0
38	DAN ELLIS	10	419	2.72	1	5	0	0	19	214	.911	0	1	0
34	JEFF DESLAURIERS	4	241	2.74	3	1	0	0	11	113	.903	0	0	0
31	*HIRO TARKKI	1	41	4.39	1	0	0	0	3	10	.700	0	0	0

**ANA GOALTENDING TOTALS**

\* Rookie \* Acquired Midseason

## 2010-11 FINAL STATISTICS

POS	NO.	PLAYER	GP	TOI	G	A	P	+/-	PIM	PP	SH	GW	S	S%
R	10	COREY PERRY	82	22:18	50	48	98	+9	104	14	4	11	290	17.2
R	8	TEEMU SELANNE	73	17:56	31	49	80	+6	49	16	0	5	213	14.6
C	15	RYAN GETZLAF	67	21:51	19	57	76	+14	35	7	0	4	117	16.2
R	9	BOBBY RYAN	82	20:10	34	5	37	71	+15	5	1	5	270	12.6
D	17	LUBOMIR VISNOVSKY	81	24:17	18	50	68	+18	24	5	0	4	152	11.8
C	11	SAKU KOIVU	75	19:08	15	30	45	-8	36	4	0	3	104	14.4
D	4	*CAM FOWLER	76	22:07	10	30	40	-25	20	6	0	3	123	8.1
LW	33	JASON BLAKE	76	14:45	16	16	32	-5	41	3	0	3	187	8.6
D	32	TONI LYDMAN	78	22:10	3	22	25	+32	42	0	0	0	99	3.0
C	64	*BRANDON MCMILLAN	60	14:04	11	10	21	-5	18	2	2	2	77	14.3

YEAR-BY-YEAR FINAL STATISTICS

RW	14	JOFFREY LUPUL	26	13:13	5	8	13	-4	14	2	0	1	54	9.3
RW	42	DAN SEXTON	47	11:35	4	9	13	-6	4	1	0	0	78	5.1
D	5	LUCA SBISA	68	16:47	2	9	11	-11	43	1	0	0	76	2.6
L	39	MATT BELESKEY	35	12:58	3	7	10	-10	36	0	0	0	58	5.2
C	22	TODD MARCHANT	79	13:17	1	7	8	-18	26	0	0	0	63	1.6
D	3	ANDREAS LILJA	52	17:25	1	6	7	-15	28	0	0	0	31	3.2
D	23	*FRANCOIS BEAUCHEMIN	27	21:42	3	2	5	-4	16	1	0	0	30	10.0
R	16	GEORGE PARROS	78	6:24	3	1	4	-4	171	0	0	1	33	9.1
D	25	ANDY SUTTON	39	14:45	0	4	4	+1	87	0	0	0	31	0.0
C	20	RYAN CARTER	18	10:44	1	2	3	-4	22	0	0	0	23	4.3
C	14	*MAXIM LAPIERRE	21	11:34	0	3	3	-6	9	0	0	0	28	0.0
L	37	*JARKKO RUUTU	23	8:58	1	1	2	0	0	0	0	0	20	5.0
D	26	DANNY SYVRET	6	16:26	1	1	2	-3	4	0	0	0	8	12.5
L	19	*BRAD WINCHESTER	19	10:28	1	1	2	-9	28	0	0	0	23	4.3
D	23	PAUL MARA	33	20:10	1	1	2	-1	40	0	0	1	34	2.9
C	28	KYLE CHIPCHURA	40	7:59	0	2	2	+1	32	0	0	0	23	0.0
RW	51	*KYLE PALMIERI	10	8:41	1	0	1	-1	0	0	0	0	10	10.0
D	60	BRENDAN MIKKELSON	5	19:24	0	1	1	+1	7	0	0	0	4	0.0
R	50	TROY BODIE	9	9:43	0	1	1	-3	7	0	0	0	5	0.0
D	53	BRETT FESTERLING	1	14:53	1	0	0	-2	0	0	0	0	0	0.0
C	63	*NICK BONINO	26	9:48	0	0	0	-3	0	0	0	0	23	0.0
D	21	SHELDON BROOKBANK	40	13:19	0	0	0	-8	63	0	0	0	29	0.0
L	34	AARON VOROS	12	5:32	0	0	0	-4	43	0	0	0	8	0.0
L	12	JOSH GREEN	12	10:00	0	0	0	-3	6	0	0	0	10	0.0

NO.	PLAYER	GP	MIN	GAA	W	L	OT	SO	GA	SA	SV%	G	A	PIM
1	JONAS HILLER	49	2672	2.56	26	16	3	5	114	1493	.924	0	1	0
29	RAY EMERY	10	527	2.28	7	2	0	0	20	272	.926	0	0	0
38	*DAN ELLIS	13	729	2.39	8	3	1	0	29	348	.917	0	0	0
31	CURTIS MCELHINNEY	12	996	3.43	6	9	1	2	57	516	.890	0	1	0
30	TIMO PIELMEIER	1	40	7.50	0	0	0	0	5	12	.583	0	0	0
ANA GOALTENDING TOTALS		82	4993	2.80	47	30	5	7	233	2648	.912			

\* Rookie ^ Acquired Midseason

2009-10 FINAL STATISTICS

POS	NO.	PLAYER	GP	TOI	G	A	P	+/-	PIM	PP	SH	GW	S	S%
R	10	COREY PERRY	82	21:03	27	49	76	0	111	6	1	2	270	10.0
C	15	RYAN GETZLAF	66	21:40	19	50	69	+4	79	8	0	5	149	12.8
R	9	BOBBY RYAN	81	18:29	35	29	64	+9	81	11	0	3	258	13.6
C	11	SAKU KOIVU	71	18:34	19	33	52	+14	36	5	1	6	124	15.3
R	8	TEEMU SELANNE	54	17:19	27	21	48	+3	16	14	0	5	173	15.6
D	27	SCOTT NIEDERMAYER	80	26:30	10	38	48	-9	38	5	0	2	168	6.0
D	34	JAMES WISNIEWSKI	69	24:20	3	27	30	-5	56	2	0	0	146	2.1
D	19	RYAN WHITNEY	62	24:33	4	24	28	-6	48	3	0	0	107	3.7
C	22	TODD MARCHANT	78	15:48	9	13	22	-16	32	0	3	1	83	10.8
RW	42	*DAN SEXTON	41	13:29	9	10	19	-3	16	2	0	0	93	9.7
L	39	*MATT BELESKEY	60	13:59	11	7	18	-10	35	0	0	3	123	8.9
D	7	STEVE EMINGER	63	19:28	4	12	16	+1	30	0	0	1	45	8.9
LW	33	*JASON BLAKE	26	16:02	6	9	15	-6	10	4	0	0	69	8.7
RW	14	JOFFREY LUPUL	23	15:57	10	4	14	+3	18	0	0	0	66	15.2
D	17	*LUBOMIR VISNOVSKY	16	25:59	5	8	13	-6	4	1	0	1	53	9.4
C	28	*KYLE CHIPCHURA	55	12:28	6	6	12	-2	56	0	1	1	43	14.0
C	17	PETTERI NOKELAINEN	50	12:55	4	7	11	-7	21	0	0	0	70	5.7
C	20	RYAN CARTER	38	9:51	4	5	9	0	31	0	0	1	38	10.5
RW	24	EVGENY ARTYUKHIN	37	9:04	4	5	9	0	41	0	0	0	21	19.0
D	21	SHELDON BROOKBANK	66	14:57	0	9	9	+10	114	0	0	0	60	0.0
R	13	MIKE BROWN	75	8:21	6	1	7	+1	106	0	1	2	82	7.3
R	50	*TROY BODIE	44	11:14	5	2	7	-8	80	0	1	1	58	16.6
D	4	NICK BOYNTON	42	16:45	1	6	7	+1	59	1	0	0	39	2.6
R	16	GEORGE PARROS	57	6:00	4	0	4	+4	136	0	0	0	25	16.0
D	53	BRETT FESTERLING	42	12:30	0	3	3	+1	15	0	0	0	25	0.0
C	63	*NICK BONINO	9	14:13	1	1	2	0	6	1	0	0	14	7.1
D	60	BRENDAN MIKKELSON	28	14:59	0	2	2	-5	14	0	0	0	21	0.0
D	4	*AARON WARD	17	14:26	0	2	2	+2	8	0	0	0	9	0.0
LW	32	KYLE CALDER	14	14:07	0	2	2	-7	8	0	0	0	20	0.0
D	41	*NATHAN OYSTRICK	3	10:34	0	0	0	-1	2	0	0	0	1	0.0
C	48	ANDREW EBBETT	2	12:54	0	0	0	-1	0	0	0	0	1	0.0
C	26	ERIK CHRISTENSEN	9	11:26	0	0	0	-3	2	0	0	0	9	0.0
D	5	LUCA SBISA	8	12:37	0	0	0	-1	6	0	0	0	3	0.0
C	67	*MACGREGOR SHARP	8	4:09	0	0	0	0	0	0	0	0	6	0.0

NO.	PLAYER	GP	MIN	GAA	W	L	OT	SO	GA	SA	SV%	G	A	PIM
1	JONAS HILLER	59	3338	2.73	30	23	4	2	152	1860	.918	0	2	0
31	*CURTIS MCELHINNEY	10	521	2.76	5	1	2	0	24	288	.917	0	0	0
35	JEAN-SEBASTIEN GIGUERE	20	1108	3.14	4	8	5	1	58	580	.900	0	0	2
ANA GOALTENDING TOTALS		82	4996	2.92	39	32	11	3	243	2737	.910			

\* Rookie ^ Acquired Midseason

2008-09 FINAL STATISTICS



# YEAR-BY-YEAR FINAL STATISTICS



POS	NO.	PLAYER	GP	TOI	G	A	PTS	+/-	PIM	PP	SH	GW	S	PCTG
C	15	RYAN GETZLAF	81	20:07	25	66	91	5	121	9	0	2	227	110
R	10	COREY PERRY	78	18:36	32	40	72	10	109	10	0	8	283	113
D	27	SCOTT NIEDERMAYER	82	26:55	14	45	59	-8	70	9	0	2	178	7.9
R	9	*BOBBY RYAN	64	15:26	31	26	57	13	33	12	0	3	174	17.8
R	8	TEEMU SELANNE	65	16:29	27	27	54	-3	36	16	0	5	186	14.5
D	25	CHRIS PRONGER	82	26:56	11	37	48	0	88	4	0	2	196	5.6
C	48	*ANDREW EBBETT	48	13:52	8	24	32	8	24	6	0	0	100	8.0
C	26	*ERIK CHRISTENSEN	64	13:38	7	21	28	-9	20	2	0	0	122	5.7
D	34	*JAMES WISNIEWSKI	48	19:51	3	21	24	9	30	1	0	0	89	3.4
D	19	*RYAN WHITNEY	48	23:51	2	21	23	-14	28	1	0	0	71	2.8
C	44	ROB NIEDERMAYER	79	15:34	14	7	21	-17	42	1	1	2	88	15.9
C	22	TODD MARCHANT	72	14:31	5	13	18	-2	34	0	2	0	101	5.0
R	16	GEORGE PARROS	74	6:15	5	5	10	8	135	0	0	0	47	10.6
L	18	DREW MILLER	27	12:59	4	6	10	0	17	0	0	0	45	8.9
C	17	*PETTERI NOKELAINEN	50	11:15	4	5	9	2	16	0	1	0	56	7.1
C	20	RYAN CARTER	48	9:05	3	6	9	3	52	0	0	1	40	7.5
D	3	BRET HEDICAN	51	16:18	1	5	6	-7	36	0	0	0	40	2.5
D	23	FRANCOIS BEAUCHEMIN	20	24:54	4	1	5	-3	12	0	0	2	45	8.9
D	53	*BRETT FESTERLING	40	16:40	0	5	5	5	18	0	0	0	15	0.0
R	13	*MIKE BROWN	48	8:08	2	2	4	-7	145	0	0	2	44	4.5
D	21	*SHELDON BROOKBANK	44	12:07	1	3	4	4	76	0	0	0	30	3.3
D	60	*BRENDAN MIKKELSON	34	13:56	0	2	2	0	17	0	0	0	19	0.0
D	55	*BRIAN SALCIDO	2	12:17	0	1	1	2	0	0	0	0	1	0.0
L	64	*MATT BELESKEY	2	11:09	0	0	0	0	0	0	0	0	0	0.0
R	50	*TROY BODIE	4	8:08	0	0	0	0	0	0	0	0	5	0.0

NO.	GOALTENDER	GPI	MINS	AVG	W	L	OT	EN	SO	GA	SA	SV%	G	A	PIM
1	JONAS HILLER	46	2486	2.39	23	15	1	6	4	99	1217	.919	0	0	0
35	J.S. GIGUERE	46	2458	3.10	19	18	6	3	2	127	1274	.900	0	0	4

ANA GOALTENDING TOTALS

\* Rookie \* Acquired Midseason

## 2007-08 FINAL STATISTICS

POS	NO.	PLAYER	GP	TOI	G	A	PTS	+/-	PIM	PP	SH	GW	S	PCTG
C	15	RYAN GETZLAF	77	19:38	24	58	82	32	94	4	1	2	185	13.0
R	10	COREY PERRY	70	17:57	29	25	54	12	108	11	0	4	200	14.5
L	14	CHRIS KUNITZ	82	16:54	21	29	50	8	80	7	1	6	196	10.7
D	25	CHRIS PRONGER	72	26:00	12	31	43	1-	128	8	0	4	182	6.6
R	4	TODD BERTUZZI	68	16:27	14	26	40	8	97	4	0	2	121	11.6
D	11	MATHIEU SCHNEIDER	65	22:17	12	27	39	22	50	5	0	2	139	8.6
C	39	*DOUG WRIGHT	67	14:36	10	15	25	4	32	2	0	1	96	10.4
D	27	SCOTT NIEDERMAYER	48	23:54	8	17	25	2-	16	7	0	3	87	9.2
R	8	TEEMU SELANNE	26	18:07	12	11	23	5	8	7	0	2	87	13.8
D	23	FRANCOIS BEAUCHEMIN	82	25:31	2	19	21	9-	59	0	0	2	144	1.4
D	7	*MARC-ANDRE BERGERON	55	17:23	9	10	19	16-	20	8	0	1	108	8.3
D	40	KENT HUSKINS	76	16:04	4	15	19	23	59	1	0	2	46	8.7
C	22	TODD MARCHANT	75	14:49	9	7	16	3-	48	0	0	0	93	9.7
C	44	ROB NIEDERMAYER	78	17:42	8	8	16	1	54	0	1	1	111	7.2
C	26	SAMUEL PAHLSSON	56	18:46	6	9	15	2-	34	0	3	3	94	6.4
R	54	*BOBBY RYAN	23	11:15	5	5	10	1-	6	3	0	0	37	13.5
D	21	SEAN O'DONNELL	82	17:14	2	7	9	9	84	0	1	0	25	8.0
C	20	*RYAN CARTER	34	10:29	4	4	8	2-	36	0	0	1	56	7.1
L	32	TRAVIS MOEN	77	15:49	3	5	8	10-	81	0	1	1	98	3.1
L	18	*DREW MILLER	26	11:11	2	3	5	1-	6	0	0	0	30	6.7
D	33	JOE DIPENTA	23	10:39	1	4	5	3	16	0	0	0	5	20.0
R	16	GEORGE PARROS	69	5:56	1	4	5	3	183	0	0	0	30	3.3
L	24	BRAD MAY	61	6:37	3	1	4	2	53	0	0	2	34	8.8
C	17	*BRIAN SUTHERBY	50	8:35	1	1	2	4-	64	0	0	0	49	2.0
C	56	*PETTERI WIRTANEN	3	4:11	1	0	1	1	2	0	0	1	1	100.0
R	28	MARK MOWERS	17	9:02	1	0	1	0	8	0	0	0	6	16.7
C	48	*ANDREW EBBETT	3	13:18	0	0	0	3	2	0	0	0	3	0
D	20	MAXIM KONDRATIEV	4	7:30	0	0	0	2-	0	0	0	0	1	0
R	42	JASON KING	4	10:56	0	0	0	3-	0	0	0	0	2	0
C	20	GEOFF PLATT	5	11:17	0	0	0	2	2	0	0	0	4	0

NO.	GOALTENDER	GPI	MINS	AVG	W	L	OT	EN	SO	GA	SA	SV %	G	A	PIM
1	*JONAS HILLER	23	1223	2.06	10	7	1	0	0	42	578	.927	0	1	0
35	J.S. GIGUERE	58	3310	2.12	35	17	6	5	4	117	1508	.922	0	0	4

ANA GOALTENDING TOTALS

\* Rookie \* Acquired Midseason

## 2006-07 FINAL STATISTICS

POS	NO.	PLAYER	GP	TOI	G	A	PTS	+/-	PIM	PP	SH	GW	S	PCTG
R	8	TEEMU SELANNE	82	17:41	48	46	94	26	82	25	0	10	257	18.7
C	19	ANDY MCDONALD	82	17:35	27	51	78	16	46	8	0	3	252	10.7
D	27	SCOTT NIEDERMAYER	79	27:30	15	54	69	6	86	9	0	3	172	8.7
L	14	CHRIS KUNITZ	81	17:03	25	35	60	23	81	11	0	5	180	13.9
D	25	CHRIS PRONGER	66	27:05	13	46	59	27	69	8	0	2	166	7.8
C	15	RYAN GETZLAF	82	15:03	25	33	58	17	66	11	1	6	203	12.3

YEAR-BY-YEAR FINAL STATISTICS

R	17	*DUSTIN PENNER	82	1359	29	16	45	2-	58	9	0	5	204	14.2
R	10	COREY PERRY	82	1228	17	27	44	12	55	4	0	3	194	8.8
D	23	FRANCOIS BEAUCHEMIN	71	2528	7	21	28	7	49	2	0	0	128	5.5
C	26	SAMUEL PAHLSSON	82	1721	8	18	26	4-	42	0	0	1	111	7.2
C	22	TODD MARCHANT	56	1510	8	15	23	7	44	0	3	2	115	7.0
L	32	TRAVIS MOEN	82	1448	11	10	21	4-	101	0	0	0	124	8.9
D	21	SEAN O'DONNELL	79	1955	2	15	17	9	92	0	0	1	47	4.3
C	44	ROB NIEDERMAYER	82	1638	5	11	16	8-	77	0	0	0	106	4.7
D	5	*RIC JACKMAN	31	1341	2	10	12	0	20	1	0	1	36	5.6
R	38	*RYAN SHANNON	53	1038	2	9	11	2-	10	0	0	0	77	2.6
L	45	SHAWN THORNTON	48	826	2	7	9	3	88	0	0	0	60	3.3
D	33	JOE DIPENTA	76	1209	2	6	8	1	48	0	0	1	33	6.1
L	24	*BRAD MAY	24	949	0	4	4	1-	21	0	0	0	22	.0
C	13	*MARK HARTIGAN	12	1046	1	2	3	1	6	1	0	0	15	6.7
D	40	KENT HUSKINS	33	1404	0	3	3	3-	14	0	0	0	16	.0
G	35	J.S. GIGUERE	56	5756	0	2	2	0	0	0	0	0	0	.0
R	16	*GEORGE PARROS	34	503	1	0	1	3-	102	0	0	0	19	5.3
G	29	*SEBASTIEN CARON	2	4405	0	0	0	0	0	0	0	0	0	.0
G	30	ILYA BRYZGALOV	27	5552	0	0	0	0	0	0	0	0	0	.0

SW#	GOALTENDER	GPI	MIN	AVG	W	L	OT	EN	SO	GA	SA	SV %	G	A	PIM
29	SEBASTIEN CARON	1	28	2.14	0	0	0	1	0	1	6	.833	0	0	0
35	J.S. GIGUERE	56	3245	2.26	36	10	8	1	4	122	1490	.918	0	2	0
30	ILYA BRYZGALOV	27	1509	2.47	10	8	6	0	1	62	668	.907	0	0	0
31	*MICHAEL WALL	4	202	2.97	2	2	0	1	0	10	81	.877	0	1	0

ANA GOALTENDING TOTALS	82	5010	2.37	48	20	14	3	5	198	2248	.912				
* Rookie ^ Acquired Midseason															

2005-06 FINAL STATISTICS

POS	NO.	PLAYER	GP	TOI	G	A	PTS	+/-	PIM	PP	SH	GW	S	PCTG
R	13	TEEMU SELANNE	80	1747	40	50	90	28	44	18	0	5	267	15.0
C	19	ANDY MCDONALD	82	1648	34	51	85	24	32	13	0	7	229	14.8
D	27	SCOTT NIEDERMAYER	82	2530	13	50	63	8	96	9	0	3	181	7.2
R	15	JOFFREY LUPUL	81	1637	28	25	53	13-	48	12	2	2	296	9.5
L	38	*CHRIS KUNITZ	69	1353	19	22	41	16	71	5	1	2	149	12.8
C	44	ROB NIEDERMAYER	76	1752	15	24	39	5-	89	4	1	2	140	10.7
C	51	*RYAN GETZLAF	57	1234	14	25	39	6	22	10	0	1	116	12.1
D	23	*FRANCOIS BEAUCHEMIN	72	2309	8	28	36	2	52	4	0	3	137	5.8
C	22	TODD MARCHANT	79	1715	9	25	34	2	66	0	0	0	132	6.8
R	17	JONATHAN HEDSTROM	79	1616	13	14	27	2	48	2	2	5	99	13.1
R	61	*COREY PERRY	56	1134	13	12	25	1	50	4	0	2	98	13.3
L	29	TODD FEDORUK	76	824	4	19	23	6	174	0	0	1	69	5.8
C	26	SAMUEL PAHLSSON	82	1630	11	10	21	1-	34	0	3	1	116	9.5
D	24	RUSLAN SALEI	78	2230	1	18	19	17	114	0	0	0	108	.9
L	12	JEFF FRIESEN	51	1322	4	7	11	15-	32	0	0	1	75	5.3
D	21	SEAN O'DONNELL	78	1633	2	9	11	6	147	0	0	0	33	6.1
D	33	JOE DIPENTA	72	1331	2	6	8	8	46	0	0	0	27	7.4
D	5	VITALY VISHNEVSKI	82	1625	1	7	8	8	91	0	0	0	90	1.1
L	32	TRAVIS MOEN	39	1102	4	1	5	3-	72	0	0	0	28	14.3
D	6	JASON MARSHALL	23	1146	0	4	4	2	34	0	0	0	25	.0
G	30	*ILYA BRYZGALOV	31	5117	0	2	2	0	4	0	0	0	0	.0
G	35	J.S.GIGUERE	60	5710	0	0	0	0	20	0	0	0	0	.0

SW#	GOALTENDER	GPI	MIN	AVG	W	L	T	EN	SO	GA	SA	SV%	G	A	PIM
30	*ILYA BRYZGALOV	31	1575	2.51	13	12	1	2	1	66	733	.910	0	2	4
35	J.S. GIGUERE	60	3381	2.66	30	15	11	4	2	150	1692	.911	0	0	20
ANA GOALTENDING TOTALS	82	4987	2.67	43	27	12	6	3	222	2431	.909				

\* Rookie ^ Acquired Midseason

2003-04 FINAL STATISTICS

POS	NO.	PLAYER	GP	TOI	G	A	PTS	+/-	PIM	PP	SH	GW	GT	S	PCTG
C	91	SERGEI FEDOROV	80	2104	31	34	65	5-	42	9	2	6	1	268	11.6
L	40	VACLAV PROSPAL	82	1837	19	35	54	9-	54	7	0	4	1	185	10.3
R	39	PETR SYKORA	81	1757	23	29	52	9-	34	6	0	2	0	277	8.3
C	20	STEVE RUCCHIN	82	1946	20	23	43	14-	12	9	1	1	0	148	13.5
C	15	*JOFFREY LUPUL	75	1336	13	21	34	6-	28	4	0	2	1	137	9.5
C	19	ANDY MCDONALD	79	1633	9	21	30	13-	24	2	1	1	1	162	5.6
C	44	ROB NIEDERMAYER	55	1928	12	16	28	6-	34	6	0	2	1	111	10.8
D	28	NICLAS HAVELID	79	2238	6	20	26	28-	28	5	0	3	0	122	4.9
D	14	MARTIN SKOULA	79	1822	4	21	25	5	32	1	0	0	1	84	4.8
C	26	SAMUEL PAHLSSON	82	1651	8	14	22	2-	52	1	0	2	0	134	6.0
L	10	JASON KROG	80	1158	6	12	18	4-	16	1	0	1	0	111	5.4
L	23	STANISLAV CHISTOV	56	1219	2	16	18	16-	26	2	0	0	0	70	2.9
D	5	VITALY VISHNEVSKI	73	1709	6	10	16	0	51	0	0	0	0	86	7.0
D	8	SANDIS OZOLINSH	36	1956	5	11	16	7-	24	1	0	2	1	58	8.6
D	24	RUSLAN SALEI	82	2341	4	11	15	1-	110	0	1	2	0	145	2.8
L	27	PETR SCHASTLIVY	65	1008	4	4	8	4-	18	1	0	2	0	85	4.7
D	3	KEITH CARNEY	69	2142	2	5	7	5-	42	1	0	0	0	58	3.4

# YEAR-BY-YEAR FINAL STATISTICS



L	38	*CHRIS KUNITZ	21	9:07	0	6	6	1	12	0	0	0	0	31	.0
L	12	MIKE LECLERC	10	15:37	1	3	4	1-	4	0	0	0	0	19	5.3
D	4	LANCE WARD	46	8:40	0	4	4	1-	94	0	0	0	0	26	.0
L	17	*CAM SEVERSON	31	7:21	3	0	3	3-	50	1	0	0	0	24	12.5
L	55	GARRETT BURNETT	39	3:35	1	2	3	0	184	0	0	0	0	24	4.2
C	18	*MIKAEL HOLMQVIST	21	8:23	2	0	2	6-	25	0	0	0	0	18	11.1
C	46	*TONY MARTENSSON	6	6:58	1	1	2	2-	0	0	0	0	0	4	25.0
G	35	J.S. GIGUERE	55	58:22	0	2	2	0	4	0	0	0	0	0	.0
D	41	CHRIS ARMSTRONG	4	12:32	0	1	1	1-	0	0	0	0	0	8	.0
L	22	ALEXEI SMIRNOV	8	7:17	0	1	1	0	2	0	0	0	0	8	.0
G	30	*ILYA BRYZGALOV	1	60:29	0	0	0	0	0	0	0	0	0	0	.0
D	33	*MARK POPOVIC	1	13:48	0	0	0	0	0	0	0	0	0	1	.0
L	48	CASEY HANKINSON	4	6:20	0	0	0	0	4	0	0	0	0	0	.0
R	21	DAN BYLSMA	11	7:04	0	0	0	3-	0	0	0	0	0	6	.0
G	29	MARTIN GERBER	32	53:04	0	0	0	0	4	0	0	0	0	0	.0

SW#	GOALTENDER	GPI	MINS	AVG	W	L	T	EN	SO	GA	SA	SV%	G	A	PIM
30	*ILYA BRYZGALOV	1	60	2:00	1	0	0	0	0	2	28	.929	0	0	0
29	MARTIN GERBER	32	1698	2:26	11	12	4	3	2	64	785	.918	0	0	4
35	J.S. GIGUERE	55	3210	2:62	17	31	6	4	3	140	1623	.914	0	2	4

## ANA GOALTENDING TOTALS

\* Rookie

## 2002-03 FINAL STATISTICS

POS	NO.	PLAYER	GP	TOI	G	A	PTS	+/-	PIM	PP	SH	GW	GT	S	PCTG
L	9	PAUL KARIYA	82	20:17	25	56	81	3-	48	11	1	2	1	257	9.7
R	39	PETR SYKORA	82	18:28	34	25	59	7-	24	15	1	5	1	299	11.4
C	20	STEVE RUCCHIN	82	21:05	20	38	58	14-	12	6	1	4	0	194	10.3
C	77	ADAM OATES	67	18:38	9	36	45	1-	16	4	0	2	0	67	13.4
D	8	SANDIS OZOLINSH	82	26:01	12	32	44	6-	56	6	0	3	0	137	8.8
D	28	NICLAS HAVELID	82	22:29	11	22	33	5	30	4	0	5	0	169	6.5
R	32	STEVE THOMAS	81	12:53	14	16	30	10	53	1	0	4	0	118	11.9
L	23	*STANISLAV CHISTOV	79	13:35	12	18	30	4	54	3	0	2	0	114	10.5
L	12	MIKE LECLERC	57	16:56	9	19	28	8-	34	1	0	4	0	122	7.4
L	10	JASON KROG	67	13:47	10	15	25	1	12	0	1	1	0	92	10.9
C	44	ROB NIEDERMAYER	66	17:05	10	12	22	10-	57	3	0	1	0	125	8.0
D	3	KEITH CARNEY	81	22:33	4	18	22	8	65	0	0	1	2	87	4.6
C	19	ANDY MCDONALD	46	18:30	10	11	21	1-	14	3	0	1	0	92	10.9
R	18	PATRIC KJELLBERG	76	15:37	8	11	19	9-	16	2	1	2	0	95	8.4
C	26	SAMUEL PAHLSSON	34	13:19	4	11	15	10	18	0	1	2	0	28	14.3
D	24	RUSLAN SALEI	61	21:53	4	8	12	2	78	0	0	0	0	93	4.3
D	2	FREDRIK OLAUSSON	44	14:26	2	6	8	0	22	2	0	1	0	38	5.3
D	5	VITALY VISHNEVSKI	80	14:10	2	6	8	8-	76	0	1	0	0	65	3.1
C	11	MARC CHOUINARD	70	9:24	3	4	7	9-	40	0	1	0	0	52	5.8
L	22	*ALEXEI SMIRNOV	44	8:49	3	2	5	1-	18	0	0	1	0	46	6.5
D	4	LANCE WARD	65	8:14	3	2	5	6-	121	0	0	1	0	52	5.8
R	21	DAN BYLSMA	39	9:28	1	4	5	1-	12	0	0	0	0	23	4.3
L	25	KEVIN SAWYER	31	6:05	2	1	3	2-	115	0	0	0	0	11	18.2
D	34	*KURT SAUER	80	18:32	1	2	3	23-	74	0	0	0	0	50	2.0
G	29	MARTIN GERBER	22	54:41	0	1	1	0	0	0	0	0	0	0	.0
G	35	J.S. GIGUERE	65	58:04	0	0	0	0	8	0	0	0	0	0	.0

SW#	GOALTENDER	GPI	MINS	AVG	W	L	T	EN	SO	GA	SA	SV%	G	A	PIM
29	MARTIN GERBER	22	1203	1:95	6	11	3	4	1	39	548	.929	0	1	0
35	J.S. GIGUERE	65	3775	2:30	34	22	6	5	8	145	1820	.920	0	0	8

## ANA GOALTENDING TOTALS

\* Rookie

## 2001-02 FINAL STATISTICS

POS	NO.	PLAYER	GP	G	A	PTS	+/-	PIM	PP	SH	GW	GT	SH	S%	SHFT	TOI
L	9	PAUL KARIYA	82	32	25	57	15-	28	11	0	8	1	289	11.1	24.9	22:12
C	17	MATT CULLEN	79	18	30	48	1-	24	3	1	4	0	164	11.0	21.4	17:00
L	12	MIKE LECLERC	82	20	24	44	12-	107	8	0	4	0	178	11.2	21.0	17:22
L	11	JEFF FRIESEN	81	17	26	43	1-	44	1	1	0	0	161	10.6	22.0	17:59
D	10	OLEG TVERDOVSKY	73	6	26	32	0	31	2	0	1	0	147	4.1	25.0	22:50
C	19	*ANDY MCDONALD	53	7	21	28	2	10	2	0	3	0	79	8.9	19.5	15:58
L	13	GERMAN TITOV	66	13	14	27	4	36	1	0	2	0	63	20.6	16.2	12:28
D	33	JASON YORK	74	5	20	25	11-	60	3	0	2	0	104	4.8	23.3	19:19
C	20	STEVE RUCCHIN	38	7	16	23	3	6	4	0	1	0	57	12.3	24.0	19:17
C	26	SAMUEL PAHLSSON	80	6	14	20	16-	26	1	1	0	0	99	6.1	20.3	16:24
R	18	PATRIC KJELLBERG	77	8	11	19	12-	16	4	0	0	0	88	9.1	20.4	17:04
R	21	DAN BYLSMA	77	8	9	17	5	28	0	1	2	0	72	11.1	15.9	11:36
D	3	KEITH CARNEY	60	5	9	14	14	30	0	0	1	0	66	7.6	26.1	20:46
D	7	PAVEL TRNKA	72	2	11	13	5-	66	1	0	0	0	78	2.6	21.7	17:03
D	24	RUSLAN SALEI	81	4	7	11	10-	97	0	0	1	0	96	4.2	25.6	21:25
C	32	MARC CHOUINARD	45	4	5	9	2	10	0	0	0	0	40	10.0	15.4	10:35
L	27	DENNY LAMBERT	73	2	5	7	1	213	0	0	0	0	51	3.9	10.3	6:59
R	23	SERGEI KRIVOKRASOV	26	2	3	5	2-	36	0	0	1	0	51	3.9	16.5	12:07

YEAR-BY-YEAR FINAL STATISTICS

D	28	NICLAS HAVELID	52	1	2	3	13-	40	0	0	0	0	45	22	213	17:00
L	29	*TIMO PARSSINEN	17	0	3	3	0	2	0	0	0	0	16	0	147	11:44
D	5	VITALY VISHNEVSKI	74	0	3	3	10-	60	0	0	0	0	54	0	223	17:35
L	25	KEVIN SAWYER	57	1	1	2	4-	221	0	0	0	0	29	34	88	5:47
D	36	DREW BANNISTER	1	0	0	0	0	0	0	0	0	0	1	0	19.0	13:19
D	4	ANTTI-JUSSI NIEMI	1	0	0	0	1-	0	0	0	0	0	0	0	14.0	9:53
G	30	*ILYA BRYZGALOV	1	0	0	0	0	0	0	0	0	0	0	0	20	32:02
D	37	ARIS BRIMANIS	5	0	0	0	1-	9	0	0	0	0	2	0	13.4	9:31
G	31	STEVE SHIELDS	33	0	0	0	0	4	0	0	0	0	0	0	34	53:51
G	35	J.S. GIGUERE	53	0	0	0	0	28	0	0	0	0	0	0	38	58:53

SW#	GOALTENDER	GPI	MINS	AVG	W-L-T	EN	SO	GA	SA	SV%	G	A	PIM
30	*ILYA BRYZGALOV	1	32	1.88	0-0-0	0	0	1	12	.917	0	0	0
35	J.S. GIGUERE	53	3127	2.13	20-25-6	3	4	111	1384	.920	0	0	28
31	STEVE SHIELDS	33	1777	2.67	9-20-2	4	0	79	850	.907	0	0	4
ANA GOALTENDING TOTALS		82	4976	2.39	29-45-8	7	5	198	2253	.912			

STEVE SHIELDS and J.S. GIGUERE shared a shutout vs. CGY on Dec 8, 2001 \* Rookie

2000-01 FINAL STATISTICS

POS	NO.	PLAYER	GP	G	A	PTS	+/-	PIM	PP	SH	GW	GT	SH	S%	SHFT	TOI
L	9	PAUL KARIYA	66	33	34	67	9-	20	18	3	3	0	230	143	24.8	23:01
D	10	OLEG TVERDOVSKY	82	14	39	53	11-	32	8	0	3	2	188	7.4	28.4	24:24
L	11	JEFF FRIESEN (SJ)	64	12	24	36	7+	56	2	0	1	0	120	10.0		
		(ANA)	15	2	10	12	2-	10	2	0	0	0	29	6.9		
		(TOTAL)	79	14	34	48	5	66	4	0	1	0	149	9.4	25.7	21:27
L	16	MARTY McINNIS	75	20	22	42	21-	40	10	0	1	0	136	147	23.5	18:29
C	17	MATT CULLEN	82	10	30	40	23-	38	4	0	1	0	159	63	23.5	18:14
C	15	TONY HRKAC	80	13	25	38	0	29	0	0	1	0	88	148	17.2	13:46
L	12	MIKE LECLERC	54	15	20	35	1-	26	3	0	3	2	130	11.5	22.8	17:35
C	13	GERMAN TITOV	71	9	11	20	21-	61	1	0	0	0	78	11.5	20.5	15:53
L	18	*PETR TENKRAT	46	5	9	14	11-	16	0	0	2	1	79	6.3	16.7	12:48
D	28	NICLAS HAVELID	47	4	10	14	6-	34	2	0	1	0	69	5.8	27.8	21:51
R	19	JIM CUMMINS	79	5	6	11	11-	167	0	0	1	0	45	11.1	10.1	7:14
D	25	MIKE CROWLEY	39	1	10	11	16-	20	0	0	1	0	45	2.2	23.2	17:21
D	5	VITALY VISHNEVSKI	76	1	10	11	1-	99	0	0	0	0	49	2.0	25.5	19:13
D	27	PASCAL TREPANIER	57	6	4	10	12-	73	3	0	0	1	86	7.0	22.2	16:47
L	21	DAN BYLSMA	82	1	9	10	12-	22	0	0	0	0	50	2.0	16.4	11:44
C	26	*SAMUEL PAHLSSON														
		(BOS)	17	1	1	2	5-	6	0	0	0	0	13	7.7		
		(ANA)	59	3	4	7	9-	13	1	1	1	0	46	6.5		
		(TOTAL)	76	4	5	9	14-	20	1	1	1	0	59	6.8	19.6	14:13
C	20	STEVE RUCCHIN	16	3	5	8	5-	0	2	0	0	0	19	15.8	23.3	18:47
D	7	PAVEL TRNKA	59	1	7	8	12-	42	0	0	0	0	59	17	26.8	20:06
C	32	*MARC CHOUINARD	44	3	4	7	5-	12	0	0	1	0	26	11.5	12.4	7:49
D	24	RUSLAN SALEI	50	1	5	6	14-	70	0	0	0	0	73	1.4	27.0	20:39
C	22	JONAS RONNQVIST	38	0	4	4	7-	14	0	0	0	0	30	0	14.7	10:37
C	14	ANTTI AALTO	12	1	1	2	1	2	0	0	0	0	18	5.6	15.3	10:36
D	40	*ANTTI-JUSSI NIEMI	28	1	1	2	6-	22	0	0	0	0	18	5.6	22.6	15:56
G	35	J.S. GIGUERE	34	0	2	2	0	8	0	0	0	0	0	0	3.6	59:44
C	11	*ANDY McDONALD	16	1	0	1	0	6	0	0	0	0	21	4.8	15.3	11:10
L	46	KEVIN SAWYER	9	0	1	1	1-	27	0	0	0	0	6	0	10.1	6:30
L	37	*BOB WREN	1	0	0	0	1-	0	0	0	0	0	0	0	15.0	11:41
G	1	*GREGG NAUMENKO	2	0	0	0	0	2	0	0	0	0	0	0	2.0	35:03

SW#	GOALTENDER	GPI	MINS	AVG	W-L-T	EN	SO	GA	SA	SV%	G	A	PIM
35	J.S. GIGUERE	34	2031	2.57	11-17-5	3	4	87	976	.911	0	2	8
30	DOMINIC ROUSSEL	13	653	2.85	2-5-2	2	0	31	295	.895	0	0	0
31	GUY HEBERT	41	2215	3.12	12-23-4	0	2	115	1112	.897	0	0	0
1	*GREGG NAUMENKO	2	70	6.00	0-1-0	0	0	7	29	.759	0	0	2
ANA GOALTENDING TOTALS		82	4995	2.94	25-46-11	5	6	245	2417	.899	0	2	10

\* Rookie

1999-00 FINAL STATISTICS

POS	NO.	PLAYER	GP	G	A	PTS	+/-	PIM	PP	SH	GW	GT	S	PCTG
LW	9	PAUL KARIYA	74	42	44	86	+22	24	11	3	3	0	324	13.0
RW	8	TEEMU SELANNE	79	33	52	85	6	12	8	0	6	2	236	14.0
C	20	STEVE RUCCHIN	71	19	38	57	9	16	10	0	2	2	131	14.5
D	10	OLEG TVERDOVSKY	82	15	36	51	5	30	5	0	5	0	153	9.8
C	11	KIP MILLER (PIT)	44	4	15	19	-1	10	0	0	1	0	50	8.0
		(ANA)	30	6	17	23	1	4	2	0	1	0	32	18.8
		(TOTAL)	74	10	32	42	0	14	2	0	2	0	82	12.2
C	17	MATT CULLEN	80	13	26	39	5	24	1	0	1	0	137	9.5
D	2	FREDRIK OLAUSSON	70	15	19	34	-13	28	8	0	1	1	120	12.5
C	22	JORGEN JONSSON (NYI)	68	11	17	28	-6	16	1	2	0	0	95	11.6
		(ANA)	13	1	2	3	-2	0	0	0	1	0	21	4.8
		(TOTAL)	81	12	19	31	-8	16	1	2	1	0	116	10.3
L	21	TED DONATO	81	11	19	30	-3	26	2	0	3	0	138	8.0
L	16	MARTY McINNIS	62	10	18	28	-4	26	2	1	2	0	129	7.8
R	29	LADISLAV KOHN*	77	5	16	21	-17	27	1	0	1	1	123	4.1
L	12	MIKE LECLERC	69	8	11	19	-15	70	0	0	2	0	105	7.6
R	19	JEFF NIELSEN	79	8	10	18	4	14	1	0	0	0	113	7.1



# YEAR-BY-YEAR FINAL STATISTICS



C	14	ANTTI AALTO	63	7	11	18	-13	26	1	0	1	0	102	6.9
D	7	PAVEL TRNKA	57	2	15	17	12	34	0	0	0	1	54	3.7
C	15	TONY HRKAC	67	4	9	13	-3	8	1	0	0	0	39	10.3
D	24	RUSLAN SALEI	71	5	5	10	3	94	1	0	0	0	116	4.3
D	28	NICLAS HAVELID	50	2	7	9	0	20	0	0	2	0	70	2.9
D	5	KEVIN HALLER	67	3	5	8	-8	61	0	0	2	0	50	6.0
RW	33	ED WARD (ATL)	44	5	1	6	-5	44	0	2	0	0	51	9.8
		(ANA)	8	1	0	1	-2	15	0	0	0	0	5	20.0
		(TOTAL)	52	6	1	7	-7	59	0	2	0	0	56	10.7
D	27	PASCAL TREPANIER	37	0	4	4	2	54	0	0	0	0	33	0.0
LW	32	STU GRIMSON	50	1	2	3	0	116	0	0	0	0	14	7.1
D	23	JASON MARSHALL	55	0	3	3	-10	88	0	0	0	0	41	0.0
D	6	VITALY VISHNEVSKI*	31	1	1	2	0	26	1	0	0	0	17	5.9
G	31	GUY HEBERT	68	0	2	2	0	2	0	0	0	0	0	0.0
LW	18	MAXIM BALMOCHNYKH*	6	0	1	1	2	2	0	0	0	0	6	0.0
LW	26	JEREMY STEVENSON	3	0	0	0	-1	7	0	0	0	0	2	0.0
RW	25	FRANK BANHAM*	3	0	0	0	0	2	0	0	0	0	4	0.0
G	30	DOMINIC ROUSSEL	20	0	0	0	0	6	0	0	0	0	0	0.0

NO.	GOALTENDER	GP	MIN	GAA	W-L-T	EN	SO	GA	SHOTS	SV%	G	A	PIM
31	GUY HEBERT	68	3976	2.51	28-31-9	8	4	166	1805	.908	0	2	2
30	DOMINIC ROUSSEL	20	988	3.16	6-5-3	1	1	52	445	.883	0	0	6
<b>TEAM TOTALS</b>		<b>82</b>	<b>4992</b>	<b>2.73</b>	<b>34-36-12</b>	<b>9</b>	<b>5</b>	<b>227</b>	<b>2259</b>	<b>.900</b>	<b>0</b>	<b>2</b>	<b>8</b>

\* Rookie

## 1998-99 FINAL STATISTICS

POS	NO.	PLAYER	GP	G	A	PTS	+/-	PIM	PP	SH	GW	GT	S	PCTG
RW	8	TEEMU SELANNE	75	47	60	107	18	30	25	0	7	1	281	16.7
LW	9	PAUL KARIYA	82	39	62	101	17	40	11	2	4	0	429	9.1
C	20	STEVE RUCCHIN	69	23	39	62	11	22	5	1	5	1	145	15.9
D	2	FREDRIK OLAUSSON	74	16	40	56	17	30	10	0	2	0	121	13.2
LW	16	MARTY MCINNIS (CGY)	6	1	1	2	-1	6	0	0	0	0	7	14.3
		(ANA)	75	18	34	52	-14	36	11	1	5	0	139	12.9
		(TOTAL)	81	19	35	54	-15	42	11	1	5	0	146	13.0
RW	17	TOMAS SANDSTROM	58	15	17	32	-5	42	7	0	2	0	107	14.0
C	39	TRAVIS GREEN	79	13	17	30	-7	81	3	1	2	0	165	7.9
C	11	MATT CULLEN	75	11	14	25	-12	47	5	1	1	1	112	9.8
D	24	RUSLAN SALEI	74	2	14	16	1	65	1	0	0	0	123	1.6
C	18	TED DRURY	75	5	6	11	2	83	0	0	0	0	79	6.3
LW	33	JIM MCKENZIE	73	5	4	9	-18	99	1	0	1	0	59	8.5
RW	19	JEFF NIELSEN	80	5	4	9	-12	34	0	0	2	0	94	5.3
C	22	JOHAN DAVIDSSON*	64	3	5	8	-9	14	1	0	1	0	48	6.3
C	14	ANTTI AALTO*	73	3	5	8	-12	24	2	0	0	0	61	4.9
D	23	JASON MARSHALL	72	1	7	8	-5	142	0	0	0	0	63	1.6
D	5	KEVIN HALLER	82	1	6	7	-1	122	0	0	0	0	64	1.6
D	27	PASCAL TREPANIER*	45	2	4	6	0	48	0	1	0	0	49	4.1
D	25	MIKE CROWLEY*	20	2	3	5	-10	16	1	0	1	0	41	4.9
D	7	PAVEL TRNKA	63	0	4	4	-6	60	0	0	0	0	50	0
LW	32	STU GRIMSON	73	3	0	3	0	158	0	0	1	0	10	30.0
D	4	JAMIE PUSHOR	70	1	2	3	-20	112	0	0	0	0	75	1.3
D	21	SCOTT FERGUSON*	2	0	1	1	0	0	0	0	0	0	1	0
G	31	GUY HEBERT	69	0	1	1	0	0	0	0	0	0	0	0
C	10	JOSEF MARHA	10	0	1	1	-4	0	0	0	0	0	13	0
D	34	DANIEL TREBIL	6	0	0	0	-2	0	0	0	0	0	1	0
LW	12	MIKE LECLERC*	7	0	0	0	-2	4	0	0	0	0	1	0
G	30	DOMINIC ROUSSEL	18	0	0	0	0	0	0	0	0	0	0	0

NO.	GOALTENDER	GP	MIN	GAA	W-L-T	EN	SO	GA	SHOTS	SV%	G	A	PIM
31	GUY HEBERT	69	4083	2.42	31-29-9	3	6	165	2114	.922	0	1	0
30	DOMINIC ROUSSEL	18	884	2.51	4-5-4	1	1	37	478	.923	0	0	0

\* Rookie

## 1997-98 FINAL STATISTICS

POS	NO.	PLAYER	GP	G	A	PTS	+/-	PIM	PP	SH	GW	GT	S	PCTG
RW	8	TEEMU SELANNE	73	52	34	86	12	30	10	1	10	3	268	19.4
C	20	STEVE RUCCHIN	72	17	36	53	8	13	8	1	3	0	131	13.0
C	39	TRAVIS GREEN (NYI)	54	14	12	26	-19	66	8	0	2	1	99	14.1
		(ANA)	22	5	11	16	-10	16	1	0	0	1	4	11.9
		(TOTAL)	76	19	23	42	-29	82	9	0	2	2	141	13.5
D	15	DMITRI MIRONOV	66	6	30	36	-7	115	2	0	1	0	142	4.2
RW	48	SCOTT YOUNG	73	13	20	33	-13	22	4	2	1	0	187	7.0
LW	9	PAUL KARIYA	22	17	14	31	12	23	3	0	2	1	103	16.5
C	45	MATT CULLEN*	61	6	21	27	-4	23	2	0	0	0	75	8.0
C	10	SEAN PRONGER	62	5	15	20	-9	30	1	0	2	0	68	7.4
RW	14	JOE SACCO	55	8	11	19	-1	24	0	2	2	0	90	8.9
C	10	JOSEF MARHA* (COL)	11	2	5	7	0	4	0	0	0	0	10	20.0
		(ANA)	12	7	4	11	4	0	3	0	0	0	21	33.3
		(TOTAL)	23	9	9	18	4	4	3	0	0	0	31	29.0

YEAR-BY-YEAR FINAL STATISTICS

D	36	J.J. DAIGNEAULT	53	2	15	17	-10	28	1	0	1	0	74	27
RW	17	TOMAS SANDSTROM	77	9	8	17	-25	64	2	1	0	1	136	66
C	13	TED DRURY	73	6	10	16	-10	82	0	1	0	0	110	55
D	24	RUSLAN SALEI	66	5	10	15	7	70	1	0	0	1	104	48
D	33	DAVID KARPA	78	1	11	12	-3	217	0	0	0	0	64	16
RW	29	FRANK BANHAM*	21	9	2	11	-6	12	1	0	0	2	43	209
C	12	KEVIN TODD	27	4	7	11	-5	12	3	0	1	0	30	133
LW	16	WARREN RYCHEL	63	5	6	11	-10	198	1	0	0	0	62	81
RW	19	JEFF NIELSEN*	32	4	5	9	-1	16	0	0	0	0	36	111
C	18	MARK JANSSENS	55	4	5	9	-22	116	0	0	1	0	43	93
D	23	JASON MARSHALL	72	3	6	9	-8	189	1	0	0	0	68	44
D	4	JAMIE PUSHOR (DET)	54	2	5	7	2	71	0	0	0	0	43	47
		(ANA)	10	0	2	2	1	10	0	0	0	0	8	0
		(TOTAL)	64	2	7	9	3	81	0	0	0	0	51	39
LW	40	JEREMY STEVENSON*	45	3	5	8	-4	101	0	0	1	0	43	70
D	5	DREW BANNISTER												
		(EDM)	34	0	2	2	-7	42	0	0	0	0	27	0
		(ANA)	27	0	6	6	-2	47	0	0	0	0	23	0
		(TOTAL)	61	0	8	8	-9	89	0	0	0	0	50	0
D	7	PAVEL TRNKA*	48	3	4	7	-4	40	1	0	0	1	46	6.5
D	6	DOUG HOUDA (INVI)	31	1	2	3	-6	47	0	0	0	0	15	6.7
		(ANA)	24	1	2	3	-5	52	0	1	0	0	9	11
		(TOTAL)	55	2	4	6	-11	99	0	1	0	0	24	8.3
D	38	MIKE CROWLEY*	8	2	2	4	0	8	0	0	1	0	17	118
RW	46	J.F. JOMPHE	9	1	3	4	1	8	0	0	0	0	8	125
D	29	DARREN VAN IMPE	19	1	3	4	-10	4	0	0	0	0	21	48
RW	22	BRENT SEVERYN	37	1	3	4	-3	133	0	0	0	0	27	37
C	21	ESPEN KNUTSEN*	19	3	0	3	-10	6	1	0	0	1	21	14.3
RW	52	PETER LeBOUITILLIER*	12	1	1	2	-1	55	0	0	0	0	6	16.7
C	32	RICHARD PARK	15	0	2	2	-3	8	0	0	0	0	14	0
LW	11	SHAWN ANTOSKI	9	1	0	1	1	18	0	0	0	0	6	16.7
D	34	DAN TREBIL	21	0	1	1	-8	2	0	0	0	0	11	0
D	2	BOBBY DOLLAS	22	0	1	1	-12	27	0	0	0	0	11	0
G	35	MIKHAIL SHTALENKOV	40	0	1	1	0	0	0	0	0	0	0	0
G	31	GUY HEBERT	46	0	1	1	0	4	0	0	0	0	0	0
LW	42	BARRY NIECKAR	1	0	0	0	0	2	0	0	0	0	0	0
RW	36	TONY TUZZOLINO*	1	0	0	0	-2	2	0	0	0	0	0	0
D	37	MARC MORO*	1	0	0	0	0	0	0	0	0	0	0	0
LW	50	BOB WREN*	3	0	0	0	0	0	0	0	0	0	4	0
C	44	ANTTI AALTO*	3	0	0	0	-1	0	0	0	0	0	1	0
G	67	TOM ASKEY*	7	0	0	0	0	0	0	0	0	0	0	0
LW	27	MIKE LECLERC*	7	0	0	0	-6	6	0	0	0	0	11	0

NO.	GOALTENDER	GP	MIN	GAA	W-L-T	EN	SO	GA	SHOTS	SV%	G	A	PIM
67	TOM ASKEY*	7	273	2.64	0-1-2	2	0	12	113	.894	0	0	0
31	GUY HEBERT	46	2660	2.93	13-24-6	4	3	130	1339	.903	0	1	4
35	M. SHTALENKOV	40	2049	3.22	13-18-5	3	1	110	1031	.893	0	1	0
TEAM TOTALS		82	5007	3.13	26-43-13	9	4	261	2492	.895	0	2	4

\* Rookie

1996-97 FINAL STATISTICS

POS	NO.	PLAYER	GP	G	A	PTS	+/-	PIM	PP	SH	GW	GT	S	PCTG
RW	8	TEEMU SELANNE	78	51	58	109	28	34	11	1	8	2	273	18.7
LW	9	PAUL KARIYA	69	44	55	99	36	6	15	3	10	0	340	12.9
C	20	STEVE RUCCHIN	79	19	48	67	26	24	6	1	2	1	153	12.4
D	15	DMITRI MIRONOV (PIT)	15	1	5	6	-4	24	0	0	1	0	19	5.3
		(ANA)	62	12	34	46	20	77	3	1	1	0	158	7.6
		(TOTAL)	77	13	39	52	16	101	3	1	2	0	177	7.3
C	17	JARI KURRI	82	13	22	35	-13	12	3	0	3	0	109	11.9
LW	23	BRIAN BELLOWS (TB)	7	1	2	3	-4	0	0	0	0	0	17	5.9
		(ANA)	62	15	13	28	-11	22	8	0	1	0	151	9.9
		(TOTAL)	69	16	15	31	-15	22	8	0	1	0	168	9.5
C	12	KEVIN TODD	65	9	21	30	-7	44	0	0	1	0	95	9.5
RW	14	JOE SACCO	77	12	17	29	1	35	1	1	2	0	131	9.2
D	36	J.J. DAIGNEAULT (PIT)	53	3	14	17	-5	36	0	0	1	0	49	6.1
		(ANA)	13	2	9	11	5	22	0	0	0	0	13	15.4
		(TOTAL)	66	5	23	28	0	58	0	0	1	0	62	8.1
D	29	DARREN VAN IMPE*	74	4	19	23	3	90	2	0	0	0	107	3.7
RW	46	JEAN-FRANCOIS JOMPHE	64	7	14	21	-9	53	0	1	0	0	81	8.6
C	13	TED DRURY	73	9	9	18	-9	54	1	0	2	1	114	7.9
D	2	BOBBY DOLLAS	79	4	14	18	17	55	1	0	1	1	96	4.2
LW	16	WARREN RYCHEL	70	10	7	17	6	218	1	1	1	0	59	16.9
C	54	SEAN PRONGER*	39	7	7	14	6	20	1	0	1	1	43	16.3
LW	18	GARRY VALK	53	7	7	14	-2	53	0	0	1	0	68	10.3
D	33	DAVE KARPA	69	2	11	13	11	210	0	0	1	0	90	2.2
RW	10	ROMAN OKSIJUTA	28	6	7	13	-12	22	2	0	0	1	48	12.5
LW	22	KEN BAUMGARTNER	67	0	11	11	0	182	0	0	0	0	20	0
D	4	FREDRIK OLAUSSON	20	2	9	11	-5	8	1	0	0	0	35	5.7
D	28	JASON MARSHALL	73	1	9	10	6	140	0	0	0	0	34	2.9

# YEAR-BY-YEAR FINAL STATISTICS



C	24	MARK JANSSENS (HFD)	54	2	4	6	-10	90	0	0	0	0	30	6.7
		(ANA)	12	0	2	2	-3	47	0	0	0	0	9	.0
		(TOTAL)	66	2	6	8	-13	137	0	0	0	0	39	5.1
C	32	ALEX HICKS	18	2	6	8	1	14	0	0	0	0	21	9.5
D	34	DAN TREBIL*	29	3	3	6	5	23	0	0	0	0	30	10.0
* Rookie														
LW	27	MIKE LECLERC*	5	1	1	2	2	0	0	0	1	0	3	33.3
C	32	RICHARD PARK (PIT)	1	0	0	0	-1	0	0	0	0	0	1	.0
		(ANA)	11	1	1	2	0	10	0	0	0	0	9	11.1
		(TOTAL)	12	1	1	2	-1	10	0	0	0	0	10	10.0
RW	11	VALERI KARPOV	9	1	0	1	-2	16	0	0	0	0	4	25.0
RW	52	PETER LEBOUTILLIER*	23	1	0	1	0	121	0	0	0	0	5	20.0
D	26	NIKOLAI TSULYGIN*	22	0	1	1	-5	8	0	0	0	0	10	.0
D	5	RUSLAN SALEI*	30	0	1	1	-8	37	0	0	0	0	14	.0
G	31	GUY HEBERT	67	0	1	1	0	4	0	0	0	0	0	.0
LW	19	SHAWN ANTOSKI (PIT)	13	0	0	0	0	49	0	0	0	0	3	.0
		(ANA)	2	0	0	0	1	2	0	0	0	0	0	.0
		(TOTAL)	15	0	0	0	1	51	0	0	0	0	3	.0
LW	40	JEREMY STEVENSON*	5	0	0	0	-1	14	0	0	0	0	1	.0
LW	42	BARRY NIECKAR	2	0	0	0	0	5	0	0	0	0	0	.0
RW	39	FRANK BANHAM*	3	0	0	0	-2	0	0	0	0	0	1	.0
RW	51	CRAIG REICHERT*	3	0	0	0	-2	0	0	0	0	0	3	.0
D	25	ADRIAN PLAVSIC	6	0	0	0	-5	2	0	0	0	0	3	.0
G	35	MIKHAIL SHTALENKOV	24	0	0	0	0	4	0	0	0	0	0	.0
G	1	MICHAEL O'NEILL	1	0	0	0	0	0	0	0	0	0	0	.0

NO.	GOALTENDER	GP	MIN	GAA	W-L-T	EN	SO	GA	SHOTS	SV%	G	A	PIM
31	GUY HEBERT	67	3863	2.67	29-25-12	2	4	172	2133	.919	0	1	4
35	M. SHTALENKOV	24	1079	2.89	7-8-1	4	2	52	539	.904	0	0	4
1	MICHAEL O'NEILL	1	31	5.81	0-0-0	0	0	3	10	.700	0	0	0
<b>TOTALS</b>		<b>82</b>	<b>4994</b>	<b>2.80</b>	<b>36-33-13</b>	<b>6</b>	<b>6</b>	<b>233</b>	<b>2688</b>	<b>.913</b>	<b>0</b>	<b>1</b>	<b>8</b>

\* Rookie

## 1995-96 FINAL STATISTICS

POS	NO.	PLAYER	GP	G	A	PTS	+/-	PIM	PP	SH	GW	GT	S	PCTG
LW	9	PAUL KARIYA	82	50	58	108	9	20	20	3	9	0	349	14.3
RW	8	TEEMU SELANNE (WPG)	51	24	48	72	3	18	6	1	4	0	163	14.7
		(ANA)	28	16	20	36	2	4	3	0	1	0	104	15.4
		(TOTAL)	79	40	68	108	5	22	9	1	5	0	267	15.0
RW	28	ROMAN OKSIUTA (VNI)	56	16	23	39	2	42	5	0	1	0	92	17.4
		(ANA)	14	7	5	12	2	18	6	0	0	0	27	25.9
		(TOTAL)	70	23	28	51	4	60	11	0	1	0	119	19.3
C	20	STEVE RUCCHIN	64	19	25	44	3	12	8	1	4	0	113	16.8
LW	25	TODD KRYGIER	60	9	28	37	-9	70	2	1	0	1	153	5.9
C	26	MIKE SILLINGER	62	13	21	34	-20	32	7	0	2	0	143	9.1
D	2	BOBBY DOLLAS	82	8	22	30	9	64	0	1	1	0	117	6.8
RW	14	JOE SACCO	76	13	14	27	1	40	1	2	2	1	132	9.8
C	93	ANATOLI SEMENOV (PHI)	44	3	13	16	3	14	0	0	2	0	55	5.5
		(ANA)	12	1	9	10	-4	10	0	0	0	0	24	4.2
		(TOTAL)	56	4	22	26	-1	24	0	0	2	0	79	5.1
C	22	SHAUN VAN ALLEN	49	8	17	25	13	41	0	0	2	0	78	10.3
LW	18	GARRY VALK	79	12	12	24	8	125	1	1	2	0	108	11.1
D	3	JASON YORK	79	3	21	24	-7	88	0	0	0	0	106	2.8
D	4	FREDRIK OLAUSSON												
		(EDM)	20	0	6	6	-14	14	0	0	0	0	20	.0
		(ANA)	36	2	16	18	7	24	1	0	0	0	63	3.2
		(TOTAL)	56	2	22	24	-7	38	1	0	0	0	83	2.4
D	10	OLEG TVERDOVSKY	51	7	15	22	0	35	2	0	0	0	84	8.3
C	32	ALEX HICKS	64	10	11	21	11	37	0	0	2	1	83	12.0
D	17	DAVE KARPA	72	3	16	19	-3	270	0	1	1	0	62	4.8
RW	21	PATRIK CARNBAC	34	6	12	18	3	34	1	0	0	0	54	11.1
LW	11	VALERI KARPOV	37	9	8	17	-1	10	0	0	1	0	42	21.4
RW	16	PETER DOURIS	31	8	7	15	-3	9	2	0	3	0	45	17.8
LW	12	DAVID SACCO*	23	4	10	14	1	18	2	0	0	0	26	15.4
RW	46	J.F. JOMPHE*	31	2	12	14	7	39	2	0	0	0	46	4.3
C	19	BOB CORKUM	48	5	7	12	0	26	0	0	1	0	88	5.7
C	8	CHAD KILGER*	45	5	7	12	-2	22	0	0	1	0	38	13.2
LW	42	DENNY LAMBERT*	33	0	8	8	-2	55	0	0	0	0	28	.0
RW	36	TODD EWEN	53	4	3	7	-5	285	0	0	1	0	52	7.7
LW	24	KEN BAUMGARTNER												
		(TOR)	60	2	3	5	-5	152	0	0	1	0	27	7.4
		(ANA)	12	0	1	1	0	41	0	0	0	0	5	.0
		(TOTAL)	72	2	4	6	-5	193	0	0	1	0	32	6.3
C	21	JIM CAMPBELL*	16	2	3	5	0	36	1	0	0	0	25	8.0
D	7	MILOS HOLAN	16	2	2	4	-12	24	0	0	0	0	47	4.3
D	29	RANDY LADOUCEUR	63	1	3	4	5	47	0	0	0	0	48	2.1
D	5	ROBERT DIRK	44	1	2	3	8	42	0	0	0	0	20	5.0
D	48	DARREN VAN IMPE*	16	1	2	3	8	14	0	0	1	0	13	7.7
RW	24	STEVEN KING	7	2	0	2	-1	15	1	0	1	0	5	40.0
G	35	M. SHTALENKOV	30	0	2	2	0	2	0	0	0	0	0	.0

YEAR-BY-YEAR FINAL STATISTICS

C	15	VIACHESLAV BUTSAYEV	7	1	0	1	-4	0	0	0	0	0	9	11.1
RW	28	DWAYNE NORRIS*	3	0	1	1	0	2	0	0	0	0	3	.6
LW	40	JEREMY STEVENSON*	3	0	1	1	1	12	0	0	0	0	1	.0
C	54	SEAN PRONGER*	7	0	1	1	0	6	0	0	0	0	3	.0
D	23	JASON MARSHALL*	24	0	1	1	3	42	0	0	0	0	9	.0
C	27	JOHN LILLEY	1	0	0	0	-1	0	0	0	0	0	0	.0
D	6	DON MCSWEEN	4	0	0	0	0	4	0	0	0	0	1	.0
D	44	OLEG MIKULCHIK	8	0	0	0	-2	4	0	0	0	0	0	.0
G	31	GUY HEBERT	59	0	0	0	0	6	0	0	0	0	0	.0

NO.	GOALTENDER	GP	MIN	GAA	W-L-T	EN	SO	GA	SHOTS	SV%	G	A	PIM
31	GUY HEBERT	59	3326	2.83	28-23-5	3	4	157	1820	.914	0	0	6
35	M. SHTALENKOV	30	1637	3.12	7-16-3	2	0	85	814	.896	0	2	2
TOTALS		82	4982	2.97	35-39-8	5	4	247	2639	.906	0	2	8

\* Rookie

1994-95 FINAL STATISTICS

POS	NO.	PLAYER	GP	G	A	PTS	+/-	PIM	PP	SH	GW	GT	S	PCTG
LW	9	PAUL KARIYA*	47	18	21	39	-17	4	7	1	3	1	134	13.4
C	22	SHAUN VAN ALLEN	45	8	21	29	-4	32	1	1	1	0	68	11.8
C	47	STEPHAN LEBEAU	38	8	16	24	6	12	1	0	2	0	70	11.4
LW	25	TODD KRYGIER	35	11	11	22	1	10	1	0	1	0	90	12.2
RW	16	PETER DOURIS	46	10	11	21	4	12	0	0	4	0	69	14.5
RW	21	PATRIK CARNBACK	41	6	15	21	-8	32	0	0	0	0	58	10.3
D	2	BOBBY DOLLAS	45	7	13	20	-3	12	3	1	1	0	70	10.0
C	19	BOB CORKUM	44	10	9	19	-7	25	0	0	1	1	100	10.0
RW	14	JOE SACCO	41	10	8	18	-8	23	2	0	0	0	77	13.0
C	20	STEVE RUCCHIN*	43	6	11	17	7	23	0	0	1	0	59	10.2
RW	26	MIKE SILLINGER (DET)	13	2	6	8	3	2	0	0	0	0	11	10.0
		(ANA)	15	2	5	7	1	6	2	0	0	0	28	7.1
		(TOTAL)	28	4	11	15	4	8	2	0	0	0	39	10.3
D	10	OLEG TVERDOVSKY*	36	3	9	12	-6	14	1	1	0	0	26	11.5
LW	11	VALERI KARPOV*	30	4	7	11	-4	6	0	0	0	0	48	8.3
D	3	JASON YORK* (DET)	10	1	2	3	0	2	0	0	0	0	6	16.7
		(ANA)	15	0	8	8	4	12	0	0	0	0	22	.0
		(TOTAL)	25	1	10	11	4	14	0	0	0	0	28	3.6
D	7	MILOS HOLAN*	25	2	8	10	4	14	1	0	1	0	93	2.2
LW	18	GARRY VALK	36	3	6	9	-4	34	0	0	0	0	53	5.7
D	24	TOM KURVERS	22	4	3	7	-13	6	1	0	1	0	44	9.1
C	19	ANATOLI SEMENOV	15	3	4	7	-10	4	2	0	0	0	33	9.1
D	29	RANDY LADOUCEUR	44	2	4	6	2	36	0	0	0	0	42	4.8
D	15	DAVE KARPA (QUE)	2	0	0	0	-1	0	0	0	0	0	1	.0
		(ANA)	26	1	5	6	0	91	0	0	0	0	32	3.1
		(TOTAL)	28	1	5	6	-1	91	0	0	0	0	33	3.0
C	27	JOHN LILLEY*	9	2	2	4	2	5	1	0	0	0	10	20.0
D	4	DAVID WILLIAMS	21	2	2	4	-5	26	0	0	0	1	30	6.7
LW	42	DENNY LAMBERT*	13	1	3	4	3	4	0	0	0	0	14	7.1
D	5	ROBERT DIRK	38	1	3	4	-3	56	0	0	0	0	15	6.7
LW	8	TIM SWEENEY	13	1	1	2	-3	2	0	0	0	0	11	9.1
LW	12	DAVID SACCO*	8	0	2	2	-3	0	0	0	0	0	5	.0
D	3	MARK FERNER	14	0	1	1	-4	16	0	0	0	0	15	.0
LW	32	STU GRIMSON	31	0	1	1	-7	110	0	0	0	0	14	.0
D	48	DARREN VAN IMPE*	1	0	1	1	0	4	0	0	0	0	0	.0
D	23	JASON MARSHALL*	1	0	0	0	-2	0	0	0	0	0	1	.0
D	6	DON MCSWEEN	2	0	0	0	0	0	0	0	0	0	1	.0
G	35	M. SHTALENKOV	18	0	0	0	0	2	0	0	0	0	0	.0
RW	36	TODD EWEN	24	0	0	0	-2	93	0	0	0	0	14	.0
G	31	GUY HEBERT	39	0	0	0	0	2	0	0	0	0	0	.0

NO.	GOALTENDER	GP	MIN	GAA	W-L-T	EN	SO	GA	SHOTS	SV%	G	A	PIM
31	GUY HEBERT	39	2092	3.13	12-20-4	4	2	109	1132	.904	0	0	2
35	M. SHTALENKOV	18	810	3.63	4-7-1	2	0	49	448	.891	0	0	2
TOTALS		48	2913	3.38	16-27-5	6	2	164	1586	.897	0	0	4

\* Rookie

1993-94 FINAL STATISTICS

POS	NO.	PLAYER	GP	G	A	PTS	+/-	PIM	PP	SH	GW	GT	S	PCTG
R	25	TERRY YAKE	82	21	31	52	2	44	5	0	2	0	188	11.2
C	20	BOB CORKUM	76	23	28	51	4	18	3	3	0	1	180	12.8
L	18	GARRY VALK	78	18	27	45	8	100	4	1	5	0	165	10.9
L	8	TIM SWEENEY	78	16	27	43	3	49	6	1	2	0	114	14.0
D	23	BILL HOULDER	80	14	25	39	-18	40	3	0	3	0	187	7.5
R	14	JOE SACCO	84	19	18	37	-11	61	3	1	2	1	206	9.2
L	16	PETER DOURIS	74	12	22	34	-5	21	1	0	1	0	142	8.5
C	22	SHAUN VAN ALLEN	80	8	25	33	0	64	2	2	1	0	104	7.7
C	19	ANATOLI SEMENOV	49	11	19	30	-4	12	4	0	2	0	103	10.7
D	6	SEAN HILL	68	7	20	27	-12	78	2	1	1	0	165	4.2
C	47	STEPHAN LEBEAU (MTL)	34	9	7	16	1	8	4	0	2	1	61	14.8



# YEAR-BY-YEAR FINAL STATISTICS



		(ANA)	22	6	4	10	-5	14	2	0	1	0	37	16.2
		(TOTAL)	56	15	11	26	4	22	6	0	3	1	98	15.3
C	21	PATRIK CARBACK*	73	12	11	23	-8	54	3	0	2	0	81	14.8
D	2	BOBBY DOLLAS	77	9	11	20	20	55	1	0	1	0	121	7.4
D	4	DAVID WILLIAMS	56	5	15	20	8	42	2	0	0	0	74	6.8
L	24	TROY LONEY	62	13	6	19	-5	88	6	0	1	0	93	14.0
R	36	TODD EWEN	76	9	9	18	-7	272	0	0	2	0	59	15.3
D	39	DON MCSWEEN*	32	3	9	12	4	39	1	0	2	0	43	7.0
R	17	STEVEN KING	36	8	3	11	-7	44	3	0	1	0	50	16.0
D	29	RANDY LADOUCEUR	81	1	9	10	7	74	0	0	0	0	66	1.5
C	10	JARROD SKALDE*	20	5	4	9	-3	10	2	0	2	0	25	20.0
D	3	MARK FERNER	50	3	5	8	-16	30	0	0	0	0	44	6.8
R	48	JOHN LILLEY*	13	1	6	7	1	8	0	0	1	0	20	5.0
L	32	STU GRIMSON	77	1	5	6	-6	199	0	0	0	0	34	2.9
D	44	MYLES O'CONNOR	5	0	1	1	0	6	0	0	0	0	7	.0
C	26	ROBIN BAWA	12	0	1	1	-3	7	0	0	0	0	1	.0
C	45	SCOTT MCKAY*	1	0	0	0	0	0	0	0	0	0	1	.0
L	27	LONNIE LOACH	3	0	0	0	-2	2	0	0	0	0	8	.0
D	34	ANATOLI FEDOTOV*	3	0	0	0	-1	0	0	0	0	0	1	.0
L	43	MAXIM BETS*	3	0	0	0	-3	0	0	0	0	0	1	.0
R	33	JIM THOMSON	6	0	0	0	0	5	0	0	0	0	1	.0
G	35	MIKHAIL SHTALENKOV	10	0	0	0	0	0	0	0	0	0	0	.0
G	1	RON TUGNUTT	28	0	0	0	0	2	0	0	0	0	0	.0
G	31	GUY HEBERT	52	0	0	0	0	2	0	0	0	0	0	.0

NO.	GOALTENDER	GP	MIN	GAA	W-L-T	EN	SO	GA	SHOTS	SV%	G	A	PIM
35	MIKHAIL SHTALENKOV*	10	543	2.65	3-4-1	1	0	24	265	.909	0	0	0
31	GUY HEBERT	52	2991	2.83	20-27-3	5	2	141	1513	.907	0	0	2
1	RON TUGNUTT	28	1520	3.00	10-15-1	4	1	76	828	.908	0	0	2
<b>TOTALS</b>		<b>84</b>	<b>5079</b>	<b>2.97</b>	<b>33-46-5</b>	<b>10</b>	<b>3</b>	<b>251</b>	<b>2616</b>	<b>.904</b>	<b>0</b>	<b>0</b>	<b>4</b>

\* Rookie

# ALL-TIME RECORDS VS. OPPONENTS

## DUCKS ALL-TIME RECORD VS. OPPONENTS

Franchise	Overall								Home					Road				
	GP	W	L	T	OT	GF	GA	PTS.	GP	W	L	T	OT	GP	W	L	T	OT
Arizona	145	79	42	5	19	425	384	182	73	44	18	3	8	72	35	24	2	11
Boston	37	19	12	2	4	104	95	44	18	9	5	2	2	19	10	7	0	2
Buffalo	40	17	18	3	2	98	109	39	20	9	10	0	1	20	8	8	3	1
Calgary	112	60	43	7	2	328	308	129	56	39	11	6	0	56	21	32	1	2
Carolina	40	23	14	2	1	113	110	49	20	12	7	1	0	20	11	7	1	1
Chicago	98	50	36	5	7	249	242	112	47	26	15	3	3	51	24	21	2	4
Colorado	102	47	40	7	8	277	279	109	51	25	19	3	4	51	22	21	4	4
Columbus	61	30	22	1	8	169	165	69	31	16	10	1	4	30	14	12	0	4
Dallas	127	47	69	5	6	294	372	105	63	31	28	3	1	64	16	41	2	5
Detroit	89	29	47	7	6	211	266	71	45	21	19	4	1	44	8	28	3	5
Edmonton	111	60	39	2	10	300	272	132	57	33	19	2	3	54	27	20	0	7
Florida	37	16	16	3	2	98	112	37	19	9	9	1	0	18	7	7	2	2
Los Angeles	152	73	52	11	16	435	413	173	77	42	19	7	9	75	31	33	4	7
Minnesota	76	36	27	2	11	178	188	85	39	20	14	0	5	37	16	13	2	6
Montreal	35	16	14	2	3	106	105	37	17	10	5	0	2	18	6	9	2	1
Nashville	76	42	26	2	6	211	192	92	38	28	7	0	3	38	14	19	2	3
New Jersey	38	17	17	1	3	97	105	38	20	11	7	1	1	18	6	10	0	2
NY Islanders	38	17	13	4	4	104	104	42	20	9	5	3	3	18	8	8	1	1
NY Rangers	39	19	13	1	6	112	113	45	19	12	4	0	3	20	7	9	1	3
Ottawa	37	20	10	3	4	93	85	47	19	11	4	2	2	18	9	6	1	2
Philadelphia	38	18	11	5	4	115	115	45	20	9	5	2	4	18	9	6	3	0
Pittsburgh	38	15	20	2	1	111	123	33	18	10	7	0	1	20	5	13	2	0
San Jose	151	69	66	4	12	393	426	154	76	34	33	2	7	75	35	33	2	5
St. Louis	104	47	46	5	6	283	313	105	51	25	23	2	1	53	22	23	3	5
Tampa Bay	38	18	17	1	2	94	96	39	19	9	8	1	1	19	9	9	0	1
Toronto	46	13	25	5	3	116	150	34	21	9	10	1	1	25	4	15	4	2
Vancouver	112	53	40	9	10	317	309	125	55	25	17	7	6	57	28	23	2	4
Vegas	20	3	13	0	4	37	74	10	10	1	7	0	2	10	2	6	0	2
Washington	39	19	14	1	5	119	107	44	19	9	7	1	2	20	10	7	0	3
Winnipeg	35	18	12	0	5	106	106	51	18	9	7	0	2	17	9	5	0	3



# DUCKS SEASON TOTALS



## DUCKS YEAR-BY-YEAR FINISH

SEASON	RECORD	PGTG	GF	GA	STANDINGS	POWER PLAY	PENALTY KILL	GAA	HOME	ROAD	OT
1993-94	33-46-5, 71 PTS.	423	229	251	4TH PAC/9TH WEST	54-376 (144)	67-388 (827)	2.97	14-26-2	19-20-3	2-5-5
1994-95	16-27-3, 37 PTS.	385	125	164	6TH PAC/12TH WEST	23-202 (141)	47-193 (756)	3.38	5-18-1	2-0-8	2-0-8
1995-96	35-39-8, 78 PTS.	476	234	247	4TH PAC/7-8TH WEST	60-426 (141)	81-423 (809)	2.97	11-9-4	13-24-6	6-2-5
1996-97	36-33-13, 85 PTS.	518	245	233	2ND PAC/4TH WEST	56-333 (168)	62-336 (815)	2.80	23-12-6	13-21-7	3-0-13
1997-98	26-43-13, 65 PTS.	396	205	261	6TH PAC/12TH WEST	46-392 (117)	72-396 (818)	3.13	12-23-6	14-20-7	3-4-13
1998-99	35-34-13, 83 PTS.	506	215	206	3RD PAC/ 6TH WEST	83-378 (220)	60-387 (845)	2.48	21-14-6	14-20-7	1-3-13
1999-00	34-33-13, 83 PTS.	506	217	227	5TH PAC/9TH WEST	55-332 (166)	62-296 (791)	2.73	19-17-2	15-20-1	3-3-12
2000-01	25-41-11-5, 66 PTS.	402	188	245	5TH PAC/15TH WEST	66-373 (177)	71-390 (818)	2.94	15-20-4-2	10-21-7-3	4-5-11
2001-02	29-42-9-3, 69 PTS.	421	175	198	5TH PAC/13TH WEST	43-373 (115)	46-330 (861)	2.39	15-19-5-2	14-23-1	3-3-8
2002-03	40-27-9-6, 95 PTS.	579	203	193	2ND PAC/7TH WEST	56-348 (161)	42-333 (873)	2.35	22-10-7-2	18-17-2-4	6-6-9
2003-04	29-35-10-8, 76 PTS.	463	184	213	4TH PAC/12TH WEST	56-310 (181)	54-353 (847)	2.60	19-11-7-4	10-24-3-4	4-8-10
2004-05	47-27-12, 98 PTS.	598	251*	222*	3RD PAC/6TH WEST	87-480 (181)	84-510 (835)	2.67	26-10-5	17-17-7	6-5-7
2005-06	48-20-14, 110 PTS.	689	254*	198*	1ST PAC/2ND WEST	89-398 (224)	61-410 (851)	2.37	26-6-9	22-14-5	9-4-10
2006-07	47-27-8, 102 PTS.	622	197*	184*	2ND PAC/4TH WEST	60-361 (166)	69-408 (831)	2.24	28-9-4	19-18-4	12-1-7
2007-08	42-33-7, 91 PTS.	562	238*	235*	2ND PAC/8TH WEST	73-309 (236)	78-385 (797)	2.87	20-18-3	22-15-4	12-4-13
2008-09	39-32-11, 89 PTS.	543	233*	243*	4TH PAC/11TH WEST	63-300 (210)	67-324 (793)	2.96	25-11-5	14-21-6	8-3-8
2009-10	47-30-5, 99 PTS.	603	235*	233*	2ND PAC/8TH WEST	67-285 (235)	57-305 (813)	2.84	26-13-2	21-17-3	13-3-2
2010-11	34-36-12, 80 PTS.	488	201*	224*	5TH PAC/13TH WEST	45-271 (166)	51-283 (820)	2.73	21-18-2	13-18-10	5-5-7
2011-12	30-12-6, 66 PTS.	688	134*	115*	1ST PAC/2ND WEST	29-135 (215)	30-162 (815)	2.40	16-7-1	14-5-5	7-3-3
2012-13	54-20-8, 116 PTS.	707	263*	203*	1ST PAC/1ST WEST	44-275 (160)	48-270 (822)	2.48	29-8-4	25-12-4	10-2-6
2013-14	51-24-7, 109 PTS.	665	228*	221*	1ST PAC/1ST WEST	37-235 (157)	52-274 (810)	2.70	26-12-3	25-12-4	16-2-5
2014-15	46-25-11, 103 PTS.	628	215*	188*	1ST PAC/2ND WEST	56-242 (231)	37-290 (872)	2.29	25-10-6	21-15-5	7-7-4
2015-16	44-23-13, 105 PTS.	640	220*	197*	1ST PAC/3RD WEST	47-251 (187)	43-281 (847)	2.40	29-8-4	17-15-9	6-10-3
2016-17	44-23-13, 101 PTS.	616	231*	209*	2ND PAC/5TH WEST	38-214 (178)	46-274 (832)	2.55	26-10-5	16-15-8	9-6-7
2017-18	35-37-10, 80 PTS.	494	196*	248*	6TH PAC/13TH WEST	36-212 (187)	55-271 (791)	3.02	19-14-8	16-23-2	8-7-3
2018-19	29-33-9, 67 PTS.	472	182*	225*	6TH PAC/13TH WEST	27-184 (147)	49-213 (770)	3.17	16-15-5	13-18-4	9-8-1
2019-20	17-39-49, 43 PTS.	384	120*	179*	8TH WEST	11-123 (381)	33-164 (799)	3.16	6-18-4	11-12-5	6-7-2
<b>TOTALS</b>	<b>990-834-287, 2267 PTS.</b>	<b>537</b>	<b>5,693</b>	<b>5,838</b>	<b>1407-1818 (17.5)</b>	<b>1524-8649 (82.4)</b>	<b>2,72</b>	<b>557-359-140</b>	<b>433-475-147</b>	<b>180-116-185*</b>	

\* DOES NOT INCLUDE "TEAM" GOALS AWARDED FOR SHOOTOUT WINS    ^ 76 SHOOTOUT LOSSES, 107 TIES

## ALL-TIME DUCKS RECORD BY MONTH

SEASON	OCTOBER	NOVEMBER	DECEMBER	JANUARY	FEBRUARY	MARCH	APRIL	MAY
1993-94	2-8-2	6-7-0	6-8-0	6-6-2	4-6-1	6-8-0	3-3-0	---
1994-95	---	---	3-3-0	2-3-0	2-2-1	4-8-3	6-7-1	1-1-0
1995-96	3-8-0	8-5-1	3-9-3	4-5-1	5-8-0	7-3-2	5-1-1	---
1996-97	1-9-2	6-5-2	6-5-1	7-5-1	6-6-1	7-3-4	3-0-2	---
1997-98	5-4-4	6-8-1	2-8-2	4-7-2	3-2-0	4-9-2	2-5-2	---
1998-99	3-3-3	5-7-1	5-3-4	4-9-1	10-3-0	6-4-2	2-5-2	---
1999-00	6-5-1-1	6-5-1-0	6-6-2-0	4-7-2-0	5-3-4-0	5-5-2-1	2-2-0-1	---
2000-01	6-4-1-2	2-8-3-1	5-7-1-1	2-10-1-0	3-5-2-1	6-5-2-0	1-2-1-0	---
2001-02	4-7-1-0	3-9-2-0	6-5-2-3	6-8-1-0	2-3-0-0	6-7-1-0	2-3-1-0	---
2002-03	3-5-3-0	5-2-3-3	7-7-0-0	7-4-1-1	8-5-1-0	9-3-1-1	1-1-0-1	---
2003-04	4-5-1-1	4-2-3-4	5-8-0-0	3-7-4-1	7-4-1-2	5-9-1-0	1-0-0-0	---
2004-05	6-6-1-1	5-6-3-1	6-4-2-1	7-3-2-1	3-2-1	11-4-1	5-4-0	---
2005-06	9-0-3	10-2-3	9-5-0	4-5-2	5-5-2	10-3-2	1-0-2	---
2006-07	4-7-2	8-4-2	7-6-1	8-4-1	10-2-1	8-4-1	2-0-0	---
2007-08	6-5-1	8-3-2	5-7-1	6-7-1	6-6-0	8-4-1	3-1-1	---
2008-09	4-6-2	6-5-2	6-6-3	9-6-0	5-2-0	7-6-1	2-1-3	---
2009-10	4-7-1	8-4-2	8-6-1	8-5-0	5-5-1	11-3-0	3-2-0	---
2010-11	5-5-1	2-8-3	3-8-2	9-2-1	8-4-3	6-7-1	1-2-1	---
2011-12	---	---	---	3-1-1	11-2-0	9-4-4	7-5-1	---
2012-13	10-3-1	8-4-3	11-1-1	11-3-0	2-3-0	7-4-3	5-2-0	---
2013-14	9-3-0	5-3-5	10-3-1	8-3-0	7-5-1	10-5-0	2-2-0	---
2014-15	1-7-2	8-4-3	6-4-1	7-3-1	12-1-1	9-4-2	3-2-1	---
2015-16	3-2-2	8-4-2	7-4-4	10-3-1	4-6-1	10-2-2	4-0-1	---
2016-17	6-4-1	5-6-3	7-4-4	7-3-1	6-4-3	9-4-1	4-0-0	---
2017-18	5-6-2	8-4-3	6-5-2	2-6-2	3-10-0	9-6-1	2-0-0	---
2018-19	8-6-0	3-6-4	5-7-1	4-7-0	6-4-3	3-3-1	---	---
2019-20	---	---	---	3-5-2	3-5-3	5-10-1	4-9-1	2-1-2
<b>TOTALS</b>	<b>117-126-41</b>	<b>143-123-65</b>	<b>147-136-43</b>	<b>156-134-35</b>	<b>151-119-34</b>	<b>197-137-44</b>	<b>76-59-23</b>	<b>3-2-2</b>

## ALL-TIME RECORDS AT THE ALL-STAR BREAK AND AT THE HALFWAY POINT

SEASON	DATE OF ALL-STAR GAME (HOST TEAM)	RECORD BEFORE	RECORD AFTER	FIRST HALF OF SEASON	SECOND HALF OF SEASON	OVERALL RECORD
1993-94	JAN. 22 (INVR)	18-27-4	15-19-1	16-24-2	17-22-3	33-46-5
1994-95	NONE	---	---	7-15-2	9-12-3	16-27-5
1995-96	JAN. 20 (BOS)	16-26-5	19-13-3	15-22-4	20-17-4	35-39-8
1996-97	JAN. 18 (SJS)	17-22-5	19-11-8	15-21-5	21-12-8	36-33-13
1997-98	JAN. 18 (VAN)	15-25-8	11-18-5	13-21-7	13-22-6	26-43-13
1998-99	JAN. 24 (TBL)	17-19-9	18-15-4	16-17-8	19-17-5	35-34-13
1999-00	FEB. 4 (TOR)	22-23-8-1	12-10-4-2	18-17-5-1	16-16-7-2	34-33-12-3
2000-01	FEB. 4 (COL)	16-29-6-4	9-12-5-1	13-19-5-4	12-22-6-1	25-41-11-5
2001-02	FEB. 2 (LAK)	19-29-6-3	10-13-2-0	13-20-5-3	16-22-3-0	29-42-8-3
2002-03	FEB. 2 (FLA)	18-24-7-4	18-9-2-2	15-16-7-3	25-11-7-3	40-27-9-6
2003-04	FEB. 8 (MIN)	17-23-8-7	12-12-2-1	13-17-6-5	16-18-4-3	29-35-10-8
2004-05	NONE	---	---	18-16-7	25-11-5	43-27-12
2005-06	NONE	---	---	28-7-6	20-13-8	48-20-14
2006-07	JAN. 24 (DAL)	30-12-8	18-8-6	20-7-2	28-10-3	47-27-8
2007-08	JAN. 27 (ATL)	27-20-6	20-7-2	19-17-5	28-10-3	42-33-7
2008-09	JAN. 25 (MTL)	23-21-5	19-12-2	21-15-5	21-18-2	42-33-7
2009-10	NONE	---	---	16-18-7	23-14-4	39-32-11
2010-11	JAN. 30 (CAR)	28-20-4	19-10-1	20-17-4	27-13-1	47-30-5
2011-12	JAN. 29 (OTT)	18-23-7	16-13-5	13-22-6	21-14-6	34-36-12
2012-13	NONE	---	---	18-3-3	12-9-3	30-12-6
2013-14	NONE	---	---	28-8-5	26-12-3	54-20-8
2014-15	JAN. 25 (CBJ)	31-10-6	20-14-1	26-9-6	25-15-1	51-24-7
2015-16	JAN. 31 (NSH)	22-18-7	24-7-4	17-17-7	29-8-4	46-25-11
2016-17	JAN. 29 (LAK)	27-15-9	19-8-4	21-12-8	25-11-5	46-23-13
2017-18	JAN. 28 (TBL)	24-17-9	20-8-4	19-14-8	25-11-5	44-25-13
2018-19	JAN. 26 (SJS)	21-21-9	14-16-1	19-15-7	16-22-3	35-37-10
2019-20	JAN. 25 (ISL)	19-24-5	10-9-4	16-20-5	13-13-4	29-33-9
2020-21	NONE	---	---	8-14-6	9-16-3	17-30-9
<b>TOTALS</b>		<b>449-442-160</b>	<b>342-244-76</b>	<b>461-433-167</b>	<b>529-401-120</b>	<b>990-834-287</b>

# DUCKS SEASON TOTALS

## ALL-TIME DUCKS RECORD BY DAY OF THE WEEK

SEASON	SUNDAY	MONDAY	TUESDAY	WEDNESDAY	THURSDAY	FRIDAY	SATURDAY
1993-94	6-11-1	2-4-0	2-3-1	9-11-1	1-6-1	7-7-1	5-4-0
1994-95	3-6-1	3-1-0	0-5-1	4-4-0	3-2-1	1-7-2	2-2-0
1995-96	11-5-3	1-6-0	2-3-1	10-10-1	0-4-1	9-8-1	2-3-1
1996-97	6-5-4	4-3-1	0-3-1	11-9-3	0-3-1	12-5-2	3-5-1
1997-98	4-8-3	1-5-1	1-3-2	6-15-1	2-2-2	5-6-2	7-4-2
1998-99	7-4-1	4-3-1	1-1-1	9-10-3	2-3-1	8-9-3	4-4-3
1999-00	8-2-0-1	4-5-0-0	5-2-1-0	5-11-4-1	0-2-2-0	9-4-4-0	3-7-1-1
2000-01	8-8-2-0	2-2-0-1	2-2-0-0	5-14-3-1	1-2-1-1	5-8-4-2	2-5-1-0
2001-02	6-8-0-1	2-3-1-0	2-3-0-0	8-10-3-2	1-4-1-0	6-9-2-0	4-5-1-0
2002-03	12-4-3-0	1-1-1-1	3-1-2-1	12-5-1-0	6-3-1-1	4-7-2-2	2-4-0-0
2003-04	6-8-3-1	2-3-2-1	4-2-0-2	10-3-5-1	0-3-0-0	5-9-0-2	2-7-0-1
2005-06	9-3-2	5-2-0	5-2-0	6-10-0	2-3-1	8-2-4	9-2-2
2006-07	9-3-2	5-1-0	5-3-2	8-2-5	5-2-1	9-5-3	7-4-1
2007-08	9-4-2	4-1-0	5-2-1	10-5-2	6-3-0	7-6-2	6-6-1
2008-09	10-7-0	3-2-0	7-4-1	7-9-0	2-5-0	4-6-4	9-0-2
2009-10	6-2-3	4-2-0	5-5-2	8-6-0	4-6-1	5-2-4	7-9-1
2010-11	9-6-1	3-1-0	6-2-0	13-5-2	1-3-0	9-6-2	6-7-0
2011-12	7-9-0	5-3-0	4-2-3	8-5-1	3-4-3	5-5-4	2-9-0
2012-13	4-1-1	7-2-2	2-0-0	5-2-1	2-0-0	5-5-0	5-2-2
2013-14	11-2-0	5-3-0	4-6-1	7-3-2	4-3-1	10-2-3	13-1-1
2014-15	10-5-1	4-1-0	6-3-1	9-6-1	5-3-0	11-5-2	6-1-2
2015-16	10-2-0	5-2-4	6-2-2	6-6-1	5-4-2	7-5-2	7-3-0
2016-17	9-4-2	2-1-0	10-4-3	6-2-1	11-1-2	5-5-2	3-6-3
2017-18	7-3-2	3-5-0	6-4-2	8-3-0	6-2-2	8-5-2	5-3-5
2018-19	7-5-3	3-2-1	5-6-0	9-5-2	1-6-1	6-8-1	4-6-2
2019-20	2-5-0	6-6-1	3-3-1	2-7-2	7-4-1	6-2-0	3-6-4
2020-21	2-3-1	3-7-0	3-3-0	3-4-1	2-3-0	1-5-4	3-5-3
TOTALS	198-133-44	93-77-21	104-85-32	204-182-51	82-86-29	177-153-68	131-120-41

## ALL-TIME DUCKS RECORD BY MONTH

SEASON	PACIFIC	CENTRAL	NORTHWEST	WEST	METROPOLITAN	ATLANTIC	NORTHEAST	SOUTHEAST	EAST	OVERALL
1993-94	11-18-1	12-12-2	-----	23-30-3	-----	6-8-0	4-8-2	-----	10-16-2	33-46-5
1994-95	11-10-3	5-17-2	-----	16-27-5	-----	-----	-----	-----	-----	16-27-5
1995-96	15-16-1	7-14-3	-----	22-30-4	-----	5-5-4	8-4-0	-----	13-9-4	35-39-8
1996-97	13-12-7	11-10-3	-----	24-22-10	-----	7-6-1	5-5-2	-----	12-11-3	36-33-13
1997-98	11-17-4	5-15-4	-----	16-32-8	-----	7-3-4	3-8-1	-----	10-11-5	26-43-13
1998-99*	12-7-5	7-8-1	6-9-2	25-24-8	-----	4-3-3	2-4-2	4-3-0	10-10-5	35-34-13
1999-00	11-9-3-1	10-5-2-0	5-8-3-0	26-22-8-1	-----	2-3-2-1	2-6-1-0	4-2-1-1	8-11-4-2	34-33-12-3
2000-01	5-10-2-3	4-13-2-1	6-9-5-0	15-32-4-4	-----	5-3-0-0-0	1-3-1-1	4-3-1-0	10-9-2-1	25-41-15-5
2001-02	8-9-2-1	7-11-2-0	6-9-3-2	21-19-7-3	-----	5-2-0-0	0-5-1-0	3-6-0-0	8-13-1-0	29-42-8-3
2002-03	8-9-3-0	15-3-0-2	8-7-3-2	31-19-6-4	-----	1-1-3-2	3-3-1-0	5-2-1-0	9-8-3-2	40-27-9-6
2003-04	8-10-4-2	6-7-4-3	8-9-1-2	22-26-9-7	-----	2-3-1-0	1-4-0-1	4-2-0-0	7-9-1-1	29-35-10-8
2005-06	18-9-5	13-5-2	7-11-2	38-25-9	-----	-----	2-1-2	3-1-1	5-2-3	43-27-12
2006-07	19-8-5	12-5-3	11-5-4	42-18-12	-----	2-1-2	-----	4-1-0	6-2-2	48-20-14
2007-08	17-10-5	13-5-2	9-10-1	39-25-8	-----	3-2-0	5-0-0	-----	8-2-0	47-27-8
2008-09	12-10-2	10-7-3	13-6-1	35-23-6	-----	1-4-1	5-1-0	1-5-0	7-10-1	42-33-7
2009-10	7-13-4	10-8-2	13-4-3	30-25-9	-----	2-4-0	3-1-2	4-2-0	9-7-2	39-32-11
2010-11	14-10-0	8-11-1	14-3-3	36-24-4	-----	5-2-0	3-2-0	3-2-1	11-6-1	47-30-5
2011-12	10-12-2	6-11-3	10-7-3	26-30-8	-----	3-0-3	2-4-0	3-2-1	8-6-4	34-35-12
2012-13	8-7-3	10-2-3	12-3-0	30-12-6	-----	-----	-----	-----	-----	30-12-6
2013-14*	22-4-3	13-8-0	-----	35-12-3	10-3-3	9-5-2	-----	-----	19-8-5	54-20-8
2014-15	18-6-5	16-5-0	-----	34-11-5	8-6-2	9-7-0	-----	-----	17-13-2	51-24-7
2015-16	19-6-4	10-8-3	-----	29-14-7	8-5-3	9-6-1	-----	-----	17-11-4	46-25-11
2016-17	18-6-5	12-7-2	-----	30-13-7	7-6-3	9-4-3	-----	-----	16-10-6	46-23-13
2017-18	15-7-7	10-8-3	-----	25-15-10	11-3-2	8-7-1	-----	-----	19-10-3	44-25-13
2018-19	12-13-4	9-10-2	-----	21-23-6	9-6-1	5-8-3	-----	-----	14-14-4	35-37-10
2019-20	9-10-2	7-11-2	-----	16-21-4	7-8-1	6-4-4	-----	-----	13-12-5	29-33-9
2020-21	17-30-9	-----	-----	-----	-----	-----	-----	-----	-----	17-30-9
TOTALS	348-288-107	248-226-62	128-100-40	707-584-200	60-37-15	115-93-39	49-59-17	42-31-7	266-220-78	990-834-287

\*THE NHL EXPANDED TO SIX DIVISIONS FROM FOUR IN 1998-99 \*THE NHL CONTRACTED TO FOUR DIVISIONS FROM SIX IN 2013-14  
\*THE NHL HAD A 56-GAME INTERDIVISION SCHEDULE (ANAHEIM PARTICIPATED IN THE WEST DIVISION IN 2020-21)

## ALL-TIME DUCKS RECORD BY MONTH

SEASON	WHEN SCORING						WHEN ALLOWING					
	0 GOALS	1 GOAL	2 GOALS	3 GOALS	4 GOALS	5+ GOALS	0 GOALS	1 GOAL	2 GOALS	3 GOALS	4 GOALS	5+ GOALS
1993-94	0-9-0	1-6-1	3-19-2	10-9-1	6-3-1	13-0-0	3-0-0	10-2-1	11-3-2	7-13-1	1-15-1	1-13-0
1994-95	0-6-0	0-7-0	1-8-2	5-4-2	3-4-1	7-1-0	2-0-0	5-0-0	3-4-2	4-5-2	2-4-1	0-14-0
1995-96	0-2-0	1-14-0	6-13-6	7-7-1	8-3-1	13-0-0	4-0-0	10-0-0	13-3-6	6-11-1	2-9-1	0-16-0
1996-97	0-1-0	1-11-3	4-9-4	9-10-2	11-1-1	5-1-2	6-0-0	11-0-3	12-2-4	5-8-2	2-12-1	0-11-3
1997-98	0-11-0	0-6-1	4-17-3	6-8-8	9-0-0	7-0-1	4-0-0	6-0-1	8-4-3	6-12-8	2-10-0	0-17-1
1998-99	0-5-0	3-14-0	3-11-8	10-4-2	6-0-3	13-0-0	7-0-0	17-4-0	3-3-7	5-10-3	3-9-3	0-8-0
1999-00	0-5-0-0	2-12-2-0	5-10-3-1	9-5-3-2	10-1-3-0	8-0-1-0	5-0-0-0	13-0-2-0	10-8-3-0	5-5-3-1	0-10-3-2	1-10-1-0
2000-01	0-9-0-0	3-9-2-1	3-19-5-3	5-3-3-0	8-1-1-1	6-0-0-0	6-0-0-0	6-2-2-0	7-1-5-1	4-13-3-3	2-12-1-0	0-13-0-1
2001-02	0-4-0-1	1-19-3-0	8-16-4-2	7-3-1-0	7-0-0-0	6-0-0-0	5-0-0-0	14-2-3-1	8-8-4-0	1-15-1-2	1-10-0-0	0-7-0-0
2002-03	0-6-0-0	2-11-1-2	7-6-7-3	13-3-0-1	11-1-1-0	7-0-0-0	9-0-0-0	11-2-1-0	12-5-7-2	7-3-0-3	0-13-1-1	1-4-0-0
2003-04	0-5-0-0	1-18-4-3	7-11-3-1	7-0-2-4	8-1-1-0	6-0-0-0	5-0-0-0	10-1-4-0	7-10-3-3	6-10-2-1	0-5-1-4	1-9-0-0
2005-06	0-3-1	1-9-1	6-9-5	4-5-4	13-1-0	19-0-1	3-0-0	11-1-1	12-3-1	11-11-5	6-7-4	0-5-1
2006-07	0-6-0	0-4-1	7-5-5	12-4-5	13-1-3	16-0-0	5-0-0	15-2-0	16-4-2	7-5-5	4-6-4	1-3-3
2007-08	0-9-1	0-10-1	15-6-4	11-1-1	12-1-0	9-0-1	3-0-0	23-2-1	13-5-1	8-6-4	0-7-1	0-7-1
2008-09	0-5-0	3-7-0	5-11-2	9-8-2	14-2-2	11-0-1	6-0-0	7-1-0	15-4-0	11-10-2	2-11-3	1-7-2
2009-10	0-6-0	0-11-0	3-6-5	13-6-3	14-3-3	9-0-0	3-0-0	8-1-0	19-1-2	6-8-5	3-9-4	0-13-0
2010-11	0-4-0	2-9-1	9-10-2	14-4-0	8-2-2	14-1-0	7-0-0	10-0-0	18-2-1	6-5-2	6-12-0	0-11-2
2011-12	0-6-1	1-8-3	7-15-5	10-5-1	10-1-2	6-1-0	4-0-0	9-1-3	16-3-4	4-9-2	1-12-2	0-11-1
2012-13	0-2-0	0-7-2	6-1-2	10-0-0	6-0-2	8-0-0	5-0-0	9-0-0	9-2-2	4-3-2	2-3-0	1-4-2
2013-14	0-2-0	3-6-0	6-11-4	15-1-4	7-0-0	23-0-0	6-0-0	9-0-0	25-3-3	12-6-3	2-6-2	0-5-0
2014-15	0-4-0	1-6-2	12-7-4	15-5-1	14-2-0	9-0-0	4-0-0	19-0-2	15-2-3	8-2-2	4-7-0	1-13-0
2015-16	0-8-1	5-8-4	7-7-2	8-2-3	15-0-0	11-0-1	8-0-0	14-0-4	16-6-1	7-7-3	1-6-2	0-6-1
2016-17	0-3-0	3-9-4	7-6-8	14-3-1	12-2-0	10-0-0	8-0-0	17-0-1	12-4-5	8-4-6	0-7-1	1-18-0
2017-18	0-2-0	0-11-4	7-7-6	15-4-2	11-1-0	11-0-1	9-0-0	8-0-3	16-5-3	8-5-5	3-8-1	0-7-1
2018-19	0-9-0	3-14-3	5-9-2	11-3-4	6-2-1	10-0-0	4-0-0	10-0-0	14-2-5	4-13-1	1-9-3	2-13-1
2019-20	0-5-0	0-10-1	6-14-2	8-3-2	9-3-1	6-0-1	1-0-0	10-1-0	11-4-2	4-6-2	2-11-1	1-11-4
2020-21	0-3-0	4-13-1	1-9-4	5-1-3	3-3-1	4-0-0	4-0-0	6-0-0	5-3-1	0-7-5	1-7-3	1-12-0
TOTALS	0-140-5	41-269-50	160-272-119	262-113-69	254-37-31	273-4-11	138-0-0	298-22-33	326-104-88	164-212-90	53-237-51	13-258-25



# ALL-TIME SEASON OPENERS



## ALL-TIME SEASON-OPENING GAMES

SEASON	DATE	OPPONENT	RESULT
1993-94	OCT. 8, 1993	VS. DETROIT	2-7 L
1994-95	JAN. 20, 1995	@ EDMONTON	1-2 L
1995-96	OCT. 9, 1995	@ WINNIPEG	3-4 L
1996-97	OCT. 5, 1996	@ TORONTO	1-4 L
1997-98	OCT. 3, 1997	@ VANCOUVER	2-3 L (JAPAN)
1998-99	OCT. 10, 1998	@ WASHINGTON	0-1 L
1999-00	OCT. 2, 1999	@ DALLAS	0-2 L
2000-01	OCT. 6, 2000	VS. MINNESOTA	3-1 @
2001-02	OCT. 4, 2001	@ BOSTON	2-4 L
2002-03	OCT. 10, 2002	@ ST. LOUIS	4-3 W
2003-04	OCT. 8, 2003	@ DALLAS	1-4 L
2005-06	OCT. 5, 2005	@ CHICAGO	5-3 W
2006-07	OCT. 6, 2006	VS. LOS ANGELES	4-3 W
2007-08	SEPT. 29, 2007	@ LOS ANGELES	1-4 L (LONDON)
2008-09	OCT. 9, 2008	@ SAN JOSE	1-4 L
2009-10	OCT. 3, 2009	VS. SAN JOSE	1-4 L
2010-11	OCT. 8, 2010	@ DETROIT	0-4 L
2011-12	OCT. 7, 2011	@ BUFFALO	1-4 L (HELSINKI)
2012-13	JAN. 9, 2013	@ VANCOUVER	7-3 W
2013-14	OCT. 2, 2013	@ COLORADO	1-6 L
2014-15	OCT. 9, 2014	@ PITTSBURGH	4-6 L
2015-16	OCT. 10, 2015	@ SAN JOSE	0-2 L
2016-17	OCT. 13, 2016	@ DALLAS	2-4 L
2017-18	OCT. 5, 2017	VS. ARIZONA	5-4 W
2018-19	OCT. 3, 2018	@ SAN JOSE	5-2 W
2019-20	OCT. 3, 2019	VS. ARIZONA	2-1 W
2020-21	JAN. 14, 2021	@ VEGAS	2-5 L

## ALL-TIME HOME OPENERS

SEASON	DATE	OPPONENT	RESULT
1993-94	OCT. 8, 1993	DETROIT	2-7 L
1994-95	JAN. 23, 1995	EDMONTON	5-4 W (OT)
1995-96	OCT. 18, 1995	VANCOUVER	1-5 L
1996-97	OCT. 16, 1996	PHILADELPHIA	3-4 L
1997-98	OCT. 4, 1997	VANCOUVER	3-2 W (JAPAN)
1998-99	OCT. 21, 1998	BOSTON	3-0 W
1999-00	OCT. 8, 1999	DALLAS	3-0 W
2000-01	OCT. 6, 2000	MINNESOTA	3-1 W
2001-02	OCT. 12, 2001	WASHINGTON	2-1 W
2002-03	OCT. 13, 2002	DETROIT	2-4 L
2003-04	OCT. 12, 2003	PHOENIX	0-2 L
2005-06	OCT. 10, 2005	EDMONTON	2-4 L
2006-07	OCT. 6, 2006	LOS ANGELES	4-3 W
2007-08	SEPT. 30, 2007	LOS ANGELES	4-1 W (LONDON)
2008-09	OCT. 12, 2008	PHOENIX	2-4 L
2009-10	OCT. 3, 2009	SAN JOSE	1-4 L
2010-11	OCT. 13, 2010	VANCOUVER	4-3 W
2011-12	OCT. 8, 2011	NY RANGERS	2-1 W (SO) - STOCKHOLM
2012-13	JAN. 25, 2013	VANCOUVER	0-5 L
2013-14	OCT. 10, 2013	NY RANGERS	6-1 W
2014-15	OCT. 17, 2014	MINNESOTA	2-1 W
2015-16	OCT. 12, 2015	VANCOUVER	1-2 L (SO)
2016-17	OCT. 23, 2016	VANCOUVER	4-2 W
2017-18	OCT. 5, 2017	ARIZONA	5-4 W
2018-19	OCT. 8, 2018	DETROIT	3-2 W (SO)
2019-20	OCT. 3, 2019	ARIZONA	2-1 W
2020-21	JAN. 18, 2021	MINNESOTA	1-0 W

# DUCKS FIRST

## ALL-TIME ROAD OPENERS

SEASON	DATE	OPPONENT	RESULT
1993-94	OCT. 19, 1993	@ NY RANGERS	4-2 W
1994-95	JAN. 20, 1995	@ EDMONTON	1-2 L
1995-96	OCT. 9, 1995	@ WINNIPEG	3-4 L
1996-97	OCT. 5, 1996	@ TORONTO	1-4 L
1997-98	OCT. 3, 1997	@ VANCOUVER	2-3 L (JAPAN)
1998-99	OCT. 10, 1998	@ WASHINGTON	0-1 L
1999-00	OCT. 2, 1999	@ DALLAS	0-2 L
2000-01	OCT. 14, 2000	@ NEW JERSEY	2-4 L
2001-02	OCT. 4, 2001	@ BOSTON	2-4 L
2002-03	OCT. 10, 2002	@ ST. LOUIS	4-3 W
2003-04	OCT. 8, 2003	@ DALLAS	1-4 L
2005-06	OCT. 5, 2005	@ CHICAGO	5-3 W
2006-07	OCT. 7, 2006	@ PHOENIX	2-1 W
2007-08	SEPT. 29, 2007	@ LOS ANGELES	1-4 L (LONDON)
2008-09	OCT. 9, 2008	@ SAN JOSE	1-4 L
2009-10	OCT. 6, 2009	@ MINNESOTA	3-4 L (OT)
2010-11	OCT. 8, 2010	@ DETROIT	0-4 L
2011-12	OCT. 7, 2011	@ BUFFALO	1-4 L (HELSINKI)
2012-13	JAN. 9, 2013	@ VANCOUVER	7-3 W
2013-14	OCT. 2, 2013	@ COLORADO	1-6 L
2014-15	OCT. 9, 2014	@ PITTSBURGH	4-6 L
2015-16	OCT. 10, 2015	@ SAN JOSE	0-2 L
2016-17	OCT. 13, 2016	@ DALLAS	2-4 L
2017-18	OCT. 13, 2017	@ COLORADO	1-3 L
2018-19	OCT. 3, 2018	@ SAN JOSE	5-2 W
2019-20	OCT. 8, 2019	@ DETROIT	3-1 W
2020-21	JAN. 14, 2021	@ VEGAS	2-5 L



# CAPTAINS, COACHES, GMS



## SEASON

## CAPTAIN

1993-94	Troy Loney
1994-95	Randy Ladouceur
1995-96	Randy Ladouceur
1996-97	Paul Kariya
1997-98	Paul Kariya
	Teemu Selanne
1998-99	Paul Kariya
1999-00	Paul Kariya
2000-01	Paul Kariya
2001-02	Paul Kariya
2002-03	Paul Kariya
2003-04	Steve Rucchin
2005-06	Scott Niedermayer
2006-07	Scott Niedermayer
2007-08	Chris Pronger
2008-09	Scott Niedermayer
2009-10	Scott Niedermayer
2010-11	Ryan Getzlaf
2011-12	Ryan Getzlaf
2012-13	Ryan Getzlaf
2013-14	Ryan Getzlaf
2014-15	Ryan Getzlaf
2015-16	Ryan Getzlaf
2016-17	Ryan Getzlaf
2017-18	Ryan Getzlaf
2018-19	Ryan Getzlaf
2019-20	Ryan Getzlaf
2020-21	Ryan Getzlaf

## ALTERNATE CAPTAINS

Randy Ladouceur, Stu Grimson, Todd Ewen
Bob Corkum, Todd Ewen
Paul Kariya, Bobby Dollas, Todd Ewen
Bobby Dollas, Teemu Selanne
Teemu Selanne, David Karpa
J.J. Daigneault, Mark Janssens
Teemu Selanne, Kevin Haller
Teemu Selanne, Kevin Haller
Teemu Selanne, Dan Bylsma, Steve Rucchin
Oleg Tverdokovsky, Steve Rucchin, Dan Bylsma
Keith Carney, Steve Rucchin
Keith Carney, Sergei Fedorov
Rob Niedermayer, Teemu Selanne, Keith Carney, Sergei Fedorov
Rob Niedermayer, Chris Pronger
Rob Niedermayer, Chris Kunitz
Chris Pronger, Ryan Getzlaf
Ryan Getzlaf, Saku Koivu
Teemu Selanne, Saku Koivu
Teemu Selanne, Saku Koivu
Teemu Selanne, Saku Koivu
Corey Perry, Francois Beauchemin
Corey Perry, Ryan Kesler
Corey Perry, Ryan Kesler
Corey Perry, Ryan Kesler
Corey Perry, Ryan Kesler
Rotating alternates
Rotating alternates

## SEASON

## HEAD COACH

1993-94	Ron Wilson
1994-95	Ron Wilson
1995-96	Ron Wilson
1996-97	Ron Wilson
1997-98	Pierre Page
1998-99	Craig Hartsburg
1999-00	Craig Hartsburg
2000-01	Guy Charron
	Bryan Murray
2001-02	Mike Babcock
2002-03	Mike Babcock
2003-04	Randy Carlyle
2005-06	Randy Carlyle
2006-07	Randy Carlyle
2007-08	Randy Carlyle
2008-09	Randy Carlyle
2009-10	Randy Carlyle
2010-11	Randy Carlyle
2011-12	Randy Carlyle
	Bruce Boudreau
2012-13	Bruce Boudreau
2013-14	Bruce Boudreau
2014-15	Bruce Boudreau
2015-16	Bruce Boudreau
2016-17	Randy Carlyle
2017-18	Randy Carlyle
2018-19	Randy Carlyle
	Bob Murray
2019-20	Dallas Eakins
2020-21	Dallas Eakins

## ASSISTANT COACHES

Al Sims, Tim Army, Brian Hayward
Al Sims, Tim Army, Brian Hayward
Al Sims, Tim Army
Walt Kyle, Tim Army
Walt Kyle, Don Hay
George Burnett, Newell Brown
George Burnett, Newell Brown
Guy Charron, Terry Simpson
Terry Simpson, Kelly Miller
Guy Charron, Tom Watt
Lorne Henning, Paul MacLean
Lorne Henning, Paul MacLean, Greg Carvel
Dave Farrish, Newell Brown
Dave Farrish, Newell Brown
Dave Farrish, Newell Brown
Dave Farrish, Newell Brown
Dave Farrish, Newell Brown
Dave Farrish, Mike Foligno
Dave Farrish, Mike Foligno
Bob Woods, Brad Lauer
Bob Woods, Brad Lauer
Bob Woods, Brad Lauer
Trent Yawney, Brad Lauer
Trent Yawney, Paul MacLean
Trent Yawney, Paul MacLean
Trent Yawney, Steve Konowalchuk
Mark Morrison, Marty Wilford
Mark Morrison, Marty Wilford
Mark Morrison, Marty Wilford
Mark Morrison, Marty Wilford

## DATES

Mar. 23, 1993-Aug. 6, 1998  
 Aug. 6, 1998-Apr. 19 2002  
 May 2, 2002-June 8, 2004  
 June 20, 2005-Nov. 12, 2008  
 Nov. 12, 2008-present

## GENERAL MANAGER

Jack Ferreira  
 Pierre Gauthier  
 Bryan Murray  
 Brian Burke  
 Bob Murray

# YEAR-BY-YEAR LEADERS

## GAMES PLAYED

20-21	Cam Fowler	56
19-20	A. Henrique, C. Rowney	71
18-19	Adam Henrique	82
17-18	A. Cogliano, B. Montour, J. Manson	80
16-17	A. Cogliano, R. Kesler, J. Manson	82
15-16	A. Cogliano, C. Perry, J. Silfverberg	82
14-15	Andrew Cogliano	82
13-14	Andrew Cogliano	82
12-13	F. Beauchemin, A. Cogliano, D. Winnik	48
11-12	T. Selanne, R. Getzlaf, B. Ryan, C. Fowler, A. Cogliano, F. Beauchemin	82
10-11	C. Perry, B. Ryan	82
09-10	Corey Perry	82
08-09	S. Niedermayer, C. Pronger	82
07-08	F. Beauchemin, C. Kunitz, S. O'Donnell	82
06-07	T. Selanne, A. McDonald, R. Getzlaf, D. Penner, C. Perry, S. Pahlsson, T. Moen, R. Niedermayer	82
05-06	A. McDonald, S. Niedermayer, S. Pahlsson, V. Vishnevski	82
03-04	S. Pahlsson, V. Prospal, S. Rucchin, R. Salei	82
02-03	N. Havelid, P. Kariya, S. Rucchin, P. Sykora	82
01-02	P. Kariya, M. Leclerc, R. Salei	82
00-01	D. Bylsma, M. Cullen, O. Tverdovsky	82
99-00	Oleg Tverdovsky	82
98-99	Kevin Haller, Paul Kariya	82
97-98	David Karp	78
96-97	Jari Kurri	82
95-96	Bobby Dollas, Paul Kariya	82
94-95	Paul Kariya	47
93-94	Joe Sacco	84

## POINTS

20-21	Max Comtois	17-16-33
19-20	Adam Henrique	26-17-43
18-19	Ryan Getzlaf	14-34-48
17-18	Rickard Rakell	34-35-69
16-17	Ryan Getzlaf	15-58-73
15-16	Ryan Getzlaf	13-50-63
14-15	Ryan Getzlaf	25-45-70
13-14	Ryan Getzlaf	31-56-87
12-13	Ryan Getzlaf	15-34-49
11-12	Teemu Selanne	26-40-66
10-11	Corey Perry	50-48-98
09-10	Corey Perry	27-49-76
08-09	Ryan Getzlaf	25-66-91
07-08	Ryan Getzlaf	24-58-82
06-07	Teemu Selanne	48-46-94
05-06	Teemu Selanne	40-50-90
03-04	Sergei Fedorov	31-34-65
02-03	Paul Kariya	25-56-81
01-02	Paul Kariya	32-25-57
00-01	Paul Kariya	33-34-67
99-00	Paul Kariya	42-44-86
98-99	Teemu Selanne	47-60-107
97-98	Teemu Selanne	52-34-86
96-97	Teemu Selanne	51-58-109
95-96	Paul Kariya	50-58-108
94-95	Paul Kariya	18-21-39
93-94	Terry Yake	21-31-52

## GOALS

20-21	Max Comtois	16
19-20	Adam Henrique	26
18-19	Jakob Silfverberg	24
17-18	Rickard Rakell	34
16-17	Rickard Rakell	33
15-16	Corey Perry	34
14-15	Corey Perry	33
13-14	Corey Perry	43
12-13	Corey Perry, Ryan Getzlaf	15
11-12	Corey Perry	37
10-11	Corey Perry	50*

09-10	Bobby Ryan	35
08-09	Corey Perry	32
07-08	Corey Perry	29
06-07	Teemu Selanne	48
05-06	Teemu Selanne	40
03-04	Sergei Fedorov	31
02-03	Petr Sykora	34
01-02	Paul Kariya	32
00-01	Paul Kariya	33
99-00	Paul Kariya	42
98-99	Teemu Selanne	47
97-98	Teemu Selanne	52
96-97	Teemu Selanne	51
95-96	Paul Kariya	50
94-95	Paul Kariya	18
93-94	Bob Corkum	23

## ASSISTS

20-21	Rickard Rakell	19
19-20	Ryan Getzlaf	29
18-19	Ryan Getzlaf	34
17-18	Ryan Getzlaf	50
16-17	Ryan Getzlaf	58
15-16	Ryan Getzlaf	50
14-15	Ryan Getzlaf	45
13-14	Ryan Getzlaf	56
12-13	Ryan Getzlaf	34
11-12	Ryan Getzlaf	46
10-11	Ryan Getzlaf	57
09-10	Ryan Getzlaf	50
08-09	Ryan Getzlaf	66
07-08	Ryan Getzlaf	58
06-07	Scott Niedermayer	54
05-06	Andy McDonald	51
03-04	Vinny Prospal	35
02-03	Paul Kariya	56
01-02	Matt Cullen	30
00-01	Oleg Tverdovsky	39
99-00	Teemu Selanne	52
98-99	Paul Kariya	62
97-98	Steve Rucchin	36
96-97	Teemu Selanne	58
95-96	Paul Kariya	58
94-95	Paul Kariya, Shaun Van Allen	21
93-94	Terry Yake	31

## DEFENSIVE SCORING

20-21	Cam Fowler	5-18-23
19-20	Cam Fowler	9-20-29
18-19	Hampus Lindholm	6-22-28
17-18	Josh Manson	7-30-37
16-17	Cam Fowler	11-28-39
15-16	Sami Vatanen	9-29-38
14-15	Sami Vatanen	12-25-37
13-14	Cam Fowler	6-30-36
12-13	Francois Beauchemin	6-18-24
11-12	Cam Fowler	5-24-29
10-11	Lubomir Visnovsky	18-50-68*
09-10	Scott Niedermayer	10-38-48
08-09	Scott Niedermayer	14-45-59
07-08	Chris Pronger	12-31-43
06-07	Scott Niedermayer	15-54-69*
05-06	Scott Niedermayer	13-60-63
04-04	Niclas Havelid	6-20-26
02-03	Niclas Havelid	11-22-33
01-02	Oleg Tverdovsky	6-26-32
00-01	Oleg Tverdovsky	14-39-53
99-00	Oleg Tverdovsky	15-36-51
98-99	Fredrik Olausson	16-40-56
97-98	Dmitri Mironov	6-30-36
96-97	Dmitri Mironov	12-34-46
95-96	Bobby Dollas	8-22-30
94-95	Bobby Dollas	7-13-20
93-94	Bill Houlder	14-25-39

## PLUS/MINUS (+/-)

20-21	Trevor Zegras	+6
19-20	C. Rowney, M. Del Zotto	+5
18-19	Nick Ritchie	+6
17-18	Josh Manson	+34
16-17	Josh Manson	+14
15-16	Ryan Getzlaf	+14
14-15	Hampus Lindholm	+25
13-14	Corey Perry	+32
12-13	F. Beauchemin, S. Souray	+19
11-12	Sheldon Brookbank	+11

10-11	Toni Lydman	+32
09-10	Saku Koivu	+14
08-09	Steve Montador	+14
07-08	Ryan Getzlaf	+32
06-07	Chris Pronger	+27
05-06	Teemu Selanne	+28
03-04	Martin Skoula	+3
02-03	S. Pahlsson, S. Ozolinsh	+10
01-02	Keith Carney	+14
00-01	Tony Hrkac	0
99-00	Paul Kariya	+22
98-99	Teemu Selanne	+18
97-98	P. Kariya, T. Selanne	+12
96-97	Paul Kariya	+36
95-96	Shaun Van Allen	+13
94-95	Steve Rucchin	+7
93-94	Bobby Dollas	+20

## PENALTY MINUTES

20-21	Nicolas Deslauriers	53
19-20	Nicolas Deslauriers	92
18-19	Nick Ritchie	82
17-18	Kevin Bieksa	83
16-17	Jared Boll	87
15-16	Kevin Bieksa	99
14-15	Tim Jackman	86
13-14	Patrick Maroon	101
12-13	Corey Perry	72
11-12	Corey Perry	127
10-11	George Parros	171
09-10	George Parros	136
08-09	George Parros	135
07-08	George Parros	183
06-07	Shane O'Brien	140
05-06	Todd Fedoruk	174
03-04	Garrett Burnett	184
02-03	Kevin Sawyer	115
01-02	Kevin Sawyer	221
00-01	Jim Cummins	167
99-00	Stu Grimson	116
98-99	Stu Grimson	158
97-98	David Karp	217
96-97	Warren Rychel	218
95-96	Todd Ewen	285
94-95	Stu Grimson	110
93-94	Todd Ewen	272

## SHOTS

20-21	Rickard Rakell	144
19-20	Rickard Rakell	186
18-19	Rickard Rakell	194
17-18	Rickard Rakell	230
16-17	Jakob Silfverberg	227
15-16	C. Perry, J. Silfverberg	215
14-15	Ryan Kesler	205
13-14	Corey Perry	280
12-13	Corey Perry	128
11-12	Corey Perry	277
10-11	Corey Perry	290
09-10	Corey Perry	270
08-09	Corey Perry	283
07-08	Corey Perry	200
06-07	Teemu Selanne	257
05-06	Joffrey Lupul	296
03-04	Petr Sykora	277
02-03	Petr Sykora	299
01-02	Paul Kariya	289
00-01	Paul Kariya	230
99-00	Paul Kariya	324
98-99	Paul Kariya	429*
97-98	Teemu Selanne	268
96-97	Paul Kariya	340*
95-96	Paul Kariya	349
94-95	Paul Kariya	134
93-94	Joe Sacco	206

## SHOOTING PERCENTAGE

20-21	Max Comtois	17.0%
19-20	Adam Henrique	15.4%
18-19	Adam Henrique	14.8%
17-18	Adam Henrique	19.6%
16-17	Rickard Rakell	18.6%
15-16	Corey Perry	15.8%
14-15	Corey Perry	17.1%
13-14	Corey Perry	15.4%



# YEAR-BY-YEAR LEADERS



12-13	Andrew Coglianò	16.5%
11-12	Bobby Ryan	15.2%
10-11	Corey Perry	17.2%
09-10	George Parros	16.0%
08-09	Bobby Ryan	17.8%
07-08	Corey Perry	14.5%
06-07	Teemu Selanne	18.7%
05-06	Teemu Selanne	15.0%
04-05	Steve Rucchin	13.5%
03-04	Adam Oates	13.4%
02-03	German Titov	20.6%
00-01	Tony Hrkac	14.8%
99-00	Steve Rucchin	14.5%
98-99	Stu Grimson	30.0%
97-98	Teemu Selanne	19.4%
96-97	Teemu Selanne	18.7%
95-96	Steve Rucchin	16.8%
94-95	Peter Douris	14.5%
93-94	Todd Ewen	15.3%

## POWER PLAY GOALS

20-21	Ryan Getzlaf	3
19-20	Adam Henrique	5
18-19	Adam Henrique	8
17-18	Rickard Rakell	8
16-17	Ryan Kesler	8
15-16	Corey Perry	12
14-15	Sami Vatanen	7
13-14	Corey Perry	8
12-13	Corey Perry	5
11-12	Corey Perry	14
10-11	Teemu Selanne	16
09-10	Teemu Selanne	14
08-09	Teemu Selanne	16
07-08	Corey Perry	11
06-07	Teemu Selanne	25*
05-06	Teemu Selanne	19
04-05	Steve Rucchin, Sergei Fedorov	9
03-04	Petr Sykora	15
02-03	Paul Kariya	11
01-02	Paul Kariya	18
00-01	Paul Kariya	11
98-99	Teemu Selanne	25*
97-98	Teemu Selanne	10
96-97	Paul Kariya	15
95-96	Paul Kariya	20
94-95	Paul Kariya	7
93-94	Troy Loney, Tim Sweeney	6

## SHORTHANDED GOALS

20-21	D. Grant, J. Silfverberg	1
19-20	Derek Grant	2
18-19	Jakob Silfverberg	3
17-18	Andrew Coglianò	3
16-17	Andrew Coglianò	3
15-16	Andrew Coglianò	2
14-15	Andrew Coglianò	3
13-14	Andrew Coglianò	3
12-13	Ryan Getzlaf	3
11-12	Bobby Ryan	2
10-11	Corey Perry	4
09-10	Todd Marchant	3
08-09	Todd Marchant, Travis Moen	2
07-08	Samuel Pahlsson	3
06-07	Todd Marchant	3
05-06	Samuel Pahlsson	3
03-04	Sergei Fedorov	2
02-03	Eight players	1
01-02	M. Cullen, J. Friesen, S. Pahlsson, D. Blysmå	1
00-01	Paul Kariya	3
99-00	Paul Kariya	3
98-99	Paul Kariya	2
97-98	Joe Sacco, Scott Young	2
96-97	Paul Kariya	3
95-96	Paul Kariya	3
94-95	B. Dollas, P. Kariya, O. Tverdokvsky, S. Van Allen	1
93-94	Bob Corkum	3

## GAME-WINNING GOALS

20-21	Max Comtois	3
19-20	Ryan Getzlaf	5
18-19	Jakob Silfverberg	4
17-18	Adam Henrique	8
16-17	Rickard Rakell	10

15-16	Rickard Rakell	7
14-15	Matt Beleskey	8
13-14	Corey Perry	9
12-13	Corey Perry, Kyle Palmieri	5
11-12	Corey Perry	6
10-11	Corey Perry	11*
09-10	Saku Koivu	6
08-09	Corey Perry	8
07-08	Chris Kunitz	6
06-07	Teemu Selanne	10
05-06	Andy McDonald	7
03-04	Sergei Fedorov	6
02-03	Niclas Havelid, Petr Sykora	5
01-02	Paul Kariya	8
00-01	Teemu Selanne	5
99-00	Teemu Selanne	6
98-99	Teemu Selanne	7
97-98	Teemu Selanne	10
96-97	Paul Kariya	10*
95-96	Paul Kariya	9
94-95	Peter Douris	4
93-94	Garry Valk	5

## OVERTIME GOALS

20-21	Adam Henrique	2
19-20	R. Getzlaf, R. Rakell, S. Steel, S. Milano	1
18-19	R. Getzlaf, C. Fowler, R. Rakell, J. Silfverberg, D. Sprong	1
17-18	Hampus Lindholm	2
16-17	O. Kase, R. Rakell, S. Theodore	1
15-16	Rickard Rakell	2
14-15	R. Getzlaf, R. Kesler	2
13-14	N. Bonino, R. Getzlaf, S. Koivu, K. Palmieri, M. Perreault, C. Perry, S. Robidas	1
12-13	Corey Perry	1
11-12	C. Perry, R. Getzlaf	1
10-11	C. Perry, R. Getzlaf, L. Visnovsky, C. Fowler	2
09-10	Saku Koivu	2
08-09	S. Niedermayer	2
07-08	F. Beauchemin, S. Pahlsson, C. Pronger, M. Schneider	2
06-07	Teemu Selanne	2
05-06	S. Niedermayer, J. Hedstrom, S. Ozielinsch	1
03-04	S. Fedorov, N. Havelid, R. Niedermayer, P. Sykora	1
02-03	N. Havelid, S. Thomas	2
01-02	M. Leclerc, K. Carney, G. Titov	1
00-01	M. Crowley, N. Havelid, P. Tenkrat, O. Tverdokvsky	1
99-00	Oleg Tverdokvsky	2
98-99	Steve Rucchin	1
97-98	J. Sacco, T. Selanne, S. Young	1
96-97	Steve Rucchin	2
95-96	Paul Kariya	3
94-95	Peter Douris, Stephan Lebeau	1
93-94	Garry Valk, Jarrod Skalde	1

## HAT TRICKS

20-21	Isac Lundestrom	1
19-20	D. Grant, N. Deslauriers	1
18-19	C. Fowler, O. Kase, S. Steel, R. Rakell	1
17-18	H. Lindholm, R. Rakell	1
16-17	Ryan Kesler	1
15-16	C. Perry, J. Silfverberg	1
14-15	Corey Perry	3
13-14	Ryan Getzlaf	2
12-13	N. Bonino, A. Coglianò, K. Palmieri	1
11-12	Corey Perry	2
10-11	Corey Perry	3
09-10	None Recorded	
08-09	Teemu Selanne, Bobby Ryan	1
07-08	Teemu Selanne	1
06-07	Chris Kunitz, Teemu Selanne	1
05-06	Jonathan Hedstrom	1
03-04	Vaclav Prospal	1
02-03	Paul Kariya	1
01-02	Paul Kariya	2
00-01	Paul Kariya	2
99-00	Teemu Selanne	1

98-99	Teemu Selanne	1
97-98	Teemu Selanne	3
96-97	Paul Kariya	2
95-96	Teemu Selanne	2
94-95	None Recorded	
93-94	Terry Yake	1

## SAVE PERCENTAGE (MIN. 15 GAMES)

20-21	John Gibson	903%
19-20	Ryan Miller	907%
18-19	John Gibson	917%
17-18	Ryan Miller	928%
16-17	John Gibson	924%
15-16	John Gibson	920%
14-15	F. Andersen, J. Gibson	914%
13-14	Frederik Andersen	923%
12-13	Viktor Fasth	921%
11-12	Jonas Hiller	910%
10-11	Jonas Hiller	924%
09-10	Jonas Hiller	918%
08-09	Jonas Hiller	919%
07-08	Jonas Hiller	927%
06-07	Jean-Sebastien Giguere	918%
05-06	Jean-Sebastien Giguere	911%
03-04	Martin Gerber	918%
02-03	Martin Gerber	929%
01-02	Jean-Sebastien Giguere	920%
00-01	Jean-Sebastien Giguere	911%
99-00	Guy Hebert	908%
98-99	Dominic Roussel	923%
97-98	Guy Hebert	903%
96-97	Guy Hebert	919%
95-96	Guy Hebert	914%
94-95	Guy Hebert	904%
93-94	Ron Tugnutt	908%

## GOALS-AGAINST AVERAGE (MIN. 15 GAMES)

20-21	John Gibson	2.98
19-20	John Gibson	3.00
18-19	Ryan Miller	2.76
17-18	Ryan Miller	2.35
16-17	John Gibson	2.22
15-16	John Gibson	2.07
14-15	Frederik Andersen	2.38
13-14	Frederik Andersen	2.29
12-13	Viktor Fasth	2.18
11-12	Jonas Hiller	2.57
10-11	Jonas Hiller	2.56
09-10	Jonas Hiller	2.73
08-09	Jonas Hiller	2.39
07-08	Jonas Hiller	2.06
06-07	Jean-Sebastien Giguere	2.26
05-06	Ilya Bryzgalov	2.51
03-04	Martin Gerber	2.26
02-03	Martin Gerber	1.94
01-02	Jean-Sebastien Giguere	2.13
00-01	Jean-Sebastien Giguere	2.57
99-00	Guy Hebert	2.51
98-99	Guy Hebert	2.42
97-98	Guy Hebert	2.93
96-97	Guy Hebert	2.67
95-96	Guy Hebert	2.83
94-95	Guy Hebert	3.13
93-94	Guy Hebert	2.83

## WINS

20-21	John Gibson	9
19-20	John Gibson	20
18-19	John Gibson	26
17-18	John Gibson	31
16-17	John Gibson	25
15-16	Frederik Andersen	22
14-15	Frederik Andersen	35
13-14	Jonas Hiller	29
12-13	V. Fasth, J. Hiller	15
11-12	Jonas Hiller	29
10-11	Jonas Hiller	26
09-10	Jonas Hiller	30
08-09	Jonas Hiller	23
07-08	Jean-Sebastien Giguere	35
06-07	Jean-Sebastien Giguere	36
05-06	Jean-Sebastien Giguere	30
03-04	Jean-Sebastien Giguere	17
02-03	Jean-Sebastien Giguere	34
01-02	Jean-Sebastien Giguere	20

FASTEST GOALS

00-01	Guy Hebert	12
99-00	Guy Hebert	28
98-99	Guy Hebert	31
97-98	G. Hebert, M. Shtalenkov	13
96-97	Guy Hebert	29
95-96	Guy Hebert	28
94-95	Guy Hebert	12
93-94	Guy Hebert	20

SHUTOUTS

20-21	John Gibson	3
19-20	John Gibson	1
18-19	John Gibson	2
17-18	J. Gibson, R. Miller	4
16-17	John Gibson	6
15-16	John Gibson	4
14-15	Frederik Andersen	3
13-14	Jonas Hiller	5
12-13	Viktor Fasth	4
11-12	Jonas Hiller	4
10-11	Jonas Hiller	5
09-10	Jonas Hiller	2
08-09	Jonas Hiller	4
07-08	Jean-Sebastien Giguere	4
06-07	Jean-Sebastien Giguere	4
05-06	Jean-Sebastien Giguere	2
03-04	Jean-Sebastien Giguere	3
02-03	Jean-Sebastien Giguere	8
01-02	Jean-Sebastien Giguere	4
00-01	Jean-Sebastien Giguere	4
99-00	Guy Hebert	4
98-99	Guy Hebert	6
97-98	Guy Hebert	3
96-97	Guy Hebert	4
95-96	Guy Hebert	4
94-95	Guy Hebert	2
93-94	Guy Hebert	2

DUCKS YEAR-BY-YEAR REAL TIME SCORING LEADERS

(since the start of the 1997-98 season)		
Time On Ice (minutes per game)		
20-21	Cam Fowler	21:46
19-20	Hampus Lindholm	23:04
18-19	Hampus Lindholm	24:00
17-18	Cam Fowler	24:51
16-17	Cam Fowler	24:50
15-16	Cam Fowler	22:46
14-15	Francois Beauchemin	22:44
13-14	Cam Fowler	23:51
12-13	Francois Beauchemin	23:27
11-12	Francois Beauchemin	25:33
10-11	Lubomir Visnovsky	24:17
09-10	Scott Niedermayer	26:30
08-09	Chris Pronger	26:56
07-08	Chris Pronger	26:00
06-07	Scott Niedermayer	27:30
05-06	Scott Niedermayer	25:30
03-04	Ruslan Salei	23:41
02-03	Keith Carney	22:33
01-02	Oleg Tverdokvsky	22:50
00-01	Oleg Tverdokvsky	24:24
99-00	Paul Kariya	24:21
98-99	Paul Kariya	25:32

97-98	Dmitri Mironov	25:44
-------	----------------	-------

SHIFTS PER GAME

20-21	Cam Fowler	27.3
19-20	Hampus Lindholm	28.9
18-19	Hampus Lindholm	30.0
17-18	Hampus Lindholm	26.0
16-17	Cam Fowler	28.2
15-16	Ryan Kesler	27.0
14-15	F. Beauchemin, H. Lindholm	26.3
13-14	Cam Fowler	29.3
12-13	Francois Beauchemin	25.8
11-12	Francois Beauchemin	25.9
10-11	S. Koivu, P. Mara	27.2
09-10	Scott Niedermayer	27.3
08-09	Chris Pronger	28.9
07-08	Chris Pronger	28.2
06-07	Chris Pronger	27.8
05-06	Francois Beauchemin	26.4
03-04	Steve Rucchin	28.5
02-03	Steve Rucchin	28.4
01-02	Keith Carney	26.1
00-01	Oleg Tverdokvsky	28.4
99-00	Paul Kariya	26.4
98-99	Kevin Haller	27.2
97-98	Paul Kariya	27.3

FACEOFF WIN PERCENTAGE

20-21	Adam Henrique	57.1%
19-20	Adam Henrique	55.1%
18-19	Ryan Kesler	55.7%
17-18	Antoine Vermette	60.0%*
16-17	Antoine Vermette	62.2%
15-16	Ryan Kesler	58.5%
14-15	Ryan Kesler	56.3%
13-14	Mathieu Perreault	52.6%
12-13	David Steckel	57.1%
11-12	Saku Koivu	52.4%
10-11	Saku Koivu	52.8%
09-10	Saku Koivu	51.4%
08-09	Samuel Pahlsson	53.5%
07-08	Samuel Pahlsson	55.0%
06-07	Andy McDonald	55.4%
05-06	Andy McDonald	56.3%
03-04	Jason Krog	58.5%
02-03	Jason Krog	60.4%
01-02	Marc Chouinard	54.9%
00-01	Marc Chouinard	60.9%
99-00	Steve Rucchin	53.4%
98-99	Travis Green	52.8%
97-98	Mark Janssens	57.9%

TOTAL FACEOFFS TAKEN

20-21	Ryan Getzlaf	677
19-20	Ryan Getzlaf	1,034
18-19	Adam Henrique	1,083
17-18	Antoine Vermette	1,015
16-17	Ryan Kesler	1,793
15-16	Ryan Kesler	1,675
14-15	Ryan Kesler	1,664
13-14	Ryan Getzlaf	1,411
12-13	Saku Koivu	851
11-12	Ryan Getzlaf	1,354
10-11	Saku Koivu	1,339
09-10	Ryan Getzlaf	1,124

08-09	Ryan Getzlaf	1,128
07-08	Ryan Getzlaf	1,152
06-07	Samuel Pahlsson	1,523
05-06	Samuel Pahlsson	1,517
03-04	Sergei Fedorov	1,558
02-03	Steve Rucchin	1,613
01-02	Matt Cullen	1,283
00-01	Matt Cullen	1,478
99-00	Steve Rucchin	1,996
98-99	Steve Rucchin	1,845
97-98	Steve Rucchin	1,699

TOTAL FACEOFF WINS

20-21	Ryan Getzlaf	350
19-20	Ryan Getzlaf	530
18-19	Ryan Kesler	582
17-18	Antoine Vermette	609
16-17	Ryan Kesler	1,029
15-16	Ryan Kesler	980
14-15	Ryan Kesler	937
13-14	Ryan Getzlaf	692
12-13	Saku Koivu	437
11-12	Saku Koivu	646
10-11	Saku Koivu	707
09-10	Saku Koivu	571
08-09	Samuel Pahlsson	569
07-08	Samuel Pahlsson	586
06-07	Samuel Pahlsson	802
05-06	Samuel Pahlsson	801
03-04	Sergei Fedorov	882
02-03	Steve Rucchin	874
01-02	Matt Cullen	660
00-01	Matt Cullen	710
99-00	Steve Rucchin	1,066
98-99	Steve Rucchin	965
97-98	Steve Rucchin	923

TOTAL FACEOFF LOSSES

20-21	Ryan Getzlaf	326
19-20	Ryan Getzlaf	504
18-19	Adam Henrique	512
17-18	Ryan Getzlaf	443
16-17	Ryan Kesler	764
15-16	Ryan Kesler	695
14-15	Ryan Kesler	727
13-14	Ryan Getzlaf	719
12-13	Saku Koivu	414
11-12	Ryan Getzlaf	715
10-11	Ryan Getzlaf	641
09-10	Ryan Getzlaf	591
08-09	Ryan Getzlaf	562
07-08	Ryan Getzlaf	607
06-07	Samuel Pahlsson	721
05-06	Samuel Pahlsson	716
03-04	Sergei Fedorov	676
02-03	Steve Rucchin	739
01-02	Matt Cullen	623
00-01	Matt Cullen	768
99-00	Steve Rucchin	930
98-99	Steve Rucchin	880
97-98	Steve Rucchin	776

\*Led League

ALL-TIME TO FASTEST GOALS SCORED BY ANAHEIM

(FROM THE START OF A GAME)

TIME	DATE	OPPONENT	GOAL
1. :08	3/9/97	@ COL	Kariya (Rucchin)
2. :15	11/28/18	@ FLA	Manson (Gibbons, Rowney)
3. :16	1/15/97	@ CGY	Rucchin (Selanne, Dolas)
4. :16	1/4/08	vs. CHI	Perry (O'Donnell, Getzlaf)
5. :19	11/3/02	vs. SJ	Chistov (Havelid, Leclerc)
6. :19	12/12/10	vs. MIN	Perry (Ryan)
7. :20	1/22/00	@ SJ	Selanne (Trnka)
8. :21	3/9/08	vs. MTL	Marchant (Weight,Bertuzzi)
9. :21	3/2/13	@ PHX	Cogliano (Koivu, Lydman)
10. :22	4/9/95	vs. LA	Holan (Corkum, Sacco)
11. :22	3/24/03	vs. CBJ	Leclerc (Kariya, Rucchin)
12. :22	3/11/15	@ CGY	Getzlaf (unassisted)

ALL-TIME TO FASTEST GOALS SCORED BY ANAHEIM OPPONENTS

(FROM THE START OF A GAME)

TIME	DATE	OPPONENT	GOAL
1. :09	1/16/94	vs. VAN	Linden (Namestnikov, Babych)
2. :10	12/14/19	vs. NYR	Zibanejad (Unassisted)
3. :11	2/5/21	vs. SJS	Couture (Ferraro, Kane)
4. :12	3/10/17	@ STL	Tarasenko (Schwartz, Bouwmeester)
5. :13	10/21/11	vs. DAL	Eriksson (Ott, Benn)
6. :13	2/25/18	vs. EDM	Draisaitl (Cammalleri)
7. :14	2/2/11	vs. SJ	Heatley (Thornton, Murray)
8. :14	10/29/11	@ NSH	Hornqvist (Wilson, Weber)
9. :15	4/1/12	vs. EDM	Hartikainen (Eberle)
10. :16	1/10/16	vs. DET	Tatar (Unassisted)

# DUCKS HISTORY



(All players who have appeared in at least one game entering 2020-21, including which season they played in)

- 1 Ron Tugnutt, 93-94  
Mike O'Neill, 96-97  
Gregg Naumenko, 00-01  
Jonas Hiller, 07-14  
Jonathan Bernier, 16-17  
Reto Berra, 17-18  
Chad Johnson, 18-19
- 2 Bobby Dollas, 93-98  
Fredrik Olausson, 98-00, 02-03  
Todd Simpson, 03-04  
Ken Klee, 08-09  
Eric Brewer, 14-15  
Kevin Bieksa, 15-17  
Luke Schenn, 18-19  
Brendan Guhle, 18-20
- 3 Mark Ferner, 93-94  
Jason York, 95-96  
Patrick Traverse, 00-01  
Keith Carney, 01-06  
Bret Hedican, 08-09  
Andreas Lilja, 10-11  
Clayton Stoner, 14-17  
Kevin Bieksa, 17-18
- 4 David Williams, 93-95  
Fredrik Olausson, 95-96  
Jamie Pushor, 97-99  
Antti-Jussi Niemi, 01-02  
Lance Ward, 02-04  
Todd Bertuzzi, 07-08  
Nick Boynton, 09-10  
Aaron Ward, 09-10  
Cam Fowler, 12-21
- 5 Robert Dirk, 94-96  
Ruslan Salei, 96-97  
Drew Bannister, 97-98  
Kevin Haller, 98-00  
Vitaly Vishnevski, 00-06  
Ric Jackman, 06-07  
Steve Montador, 08-09  
Luca Sbisa, 09-14  
Bryan Allen, 14-15  
Korbinian Holzer, 15-20
- 6 Sean Hill, 93-94  
Don McSweeney, 94-96  
Doug Houda, 97-98  
Vitaly Vishnevski, 99-01  
Jason Marshall, 05-06  
Nathan McLivier, 08-09  
Kurtis Foster, 11-12  
Ben Lovejoy, 12-15  
Simon Despres, 16-17  
Erik Gudbranson, 19-20
- 7 Alexei Kasatonov, 93-94  
Milos Holan, 95-96  
Pavel Trnka, 97-03  
Bruno St. Jacques, 05-06  
Shane Hnidy, 07-08  
Marc-Andre Bergeron, 07-08  
Brendan Morrison, 08-09  
Steve Eminger, 09-10  
Andrew Cogliano, 11-19
- 8 Tim Sweeney, 93-95  
Chad Kilger, 95-96  
Sandis Ozolinsh, 02-06
- Teemu Selanne, 96-01, 06-14  
Retired Jan. 11, 2015
- 9 Paul Kariya, 94-03  
Bobby Ryan, 08-13  
Retired Oct. 21, 2018
- 10 Jarrod Skalde, 93-94  
Oleg Tverdokoskiy, 94-96, 99-02  
Roman Oksiluta, 96-97  
Sean Pronger, 97-98  
Josef Marha, 97-99  
Jason Krog, 02-04  
Corey Perry, 06-19
- 11 Valeri Karpov, 94-97  
Shawn Antoski, 97-98  
Matt Cullen, 98-99  
Kip Miller, 99-00  
Andy McDonald, 00-01  
Jeff Friesen, 00-02  
Marc Chouinard, 02-03  
Mathieu Schneider, 07-08  
Saku Koivu, 09-14  
Brandon Pirri, 15-16  
Daniel Sprong, 18-20
- 12 David Sacco, 95-96  
Kevin Todd, 96-98  
Mike Leclerc, 98-04  
Jeff Friesen, 05-06  
Brandon Bochenski, 07-08  
Josh Green, 08-09, 10-11  
Niklas Hagman, 11-12  
Devante Smith-Pelly, 14-15  
Sonny Milano, 20-21
- 13 Ted Drury, 96-98  
German Titov, 00-02  
Teemu Selanne, 05-06  
Mark Hartigan, 06-07  
Mike Brown, 08-10  
Nick Bonino, 12-14
- 14 Joe Sacco, 93-98  
Antti Aalto, 98-01  
Cam Severson, 02-04  
Martin Skoula, 03-04  
Chris Kunitz, 06-09  
Joffrey Lupul, 09-10  
Maxim Lapierre, 10-11  
Ben Maxwell, 11-12  
Rod Pelley, 11-12  
Rene Bourque, 14-15  
Tomas Fleischmann, 14-15  
Adam Henrique, 17-21
- 15 Steve Rucchin, 94-95  
David Karpa, 94-95  
Viacheslav Butsayev, 95-96  
Dmitri Mironov, 96-98  
Tony Hrkac, 99-01  
Jim Cummins, 01-02  
Joffrey Lupul, 03-06  
Ryan Getzlaf, 06-21
- 16 Peter Douris, 93-96  
Warren Rychel, 96-98  
Marty McInnis, 08-02  
George Parros, 06-12  
Emerson Etem, 14-15
- Ryan Garbutt, 15-17
- 17 Steven King, 93-94  
David Karpa, 95-96  
Jari Kurri, 96-97  
Tomas Sandstrom, 97-99  
Matt Cullen, 99-03  
Cam Severson, 03-04  
Jonathan Hedstrom, 05-06  
Dustin Penner, 06-07, 13-14  
Brian Sutherby, 07-09  
Petteri Nokelainen, 08-10  
Lubomir Visnovsky, 09-12  
Ryan Kesler, 14-19
- 18 Garry Valk, 93-97  
Mark Janssens, 97-98  
Ted Drury, 98-00  
Maxim Balmochnykh, 99-00  
Petr Tenkrat, 00-02  
Patric Kjellberg, 01-03  
Mikael Holmqvist, 03-04  
Ian Moran, 06-07  
Drew Miller, 06-09  
Mark Bell, 11-12  
Radek Dvorak, 12-13  
Tim Jackman, 13-16  
Patrick Eaves, 16-19
- 19 Anatoli Semenov, 93-95  
Bob Corkum, 95-96  
Shawn Antoski, 96-97  
Jeff Nielsen, 97-00  
Jim Cummins, 00-01  
Andy McDonald, 01-08  
Ryan Whitney, 08-10  
Joffrey Lupul, 10-11  
Brad Winchester, 10-11  
Jean-Francois Jacques, 11-12  
Matthew Lombardi, 12-13  
Stephane Robidas, 13-14  
Patrick Maroon, 14-16
- 20 Bob Corkum, 93-95  
Steve Rucchin, 94-04  
Maxim Kondratiev, 07-08  
Geoff Platt, 07-08  
Ryan Carter, 08-11  
David Steckel, 12-14  
James Wisniewski, 14-15  
Jason Chimera, 17-18  
Pontus Aberg, 18-19  
Justin Kloos, 18-19  
Nicolas Deslauriers, 19-21
- 21 Patrik Carnback, 93-95  
Jim Campbell, 95-96  
Igor Nikulin, 96-97  
Espen Knutsen, 97-98  
Scott Ferguson, 98-99  
Ted Donato, 99-00  
Dan Bylsma, 00-04  
Sean O'Donnell, 05-08  
Sheldon Brookbank, 08-12  
Kyle Palmieri, 13-15
- Chris Wagner, 16-18  
Jake Dotchin, 18-19  
David Backes, 19-21
- 22 Shaun Van Allen, 93-96  
Ken Baumgartner, 96-97  
Brent Severyn, 97-98  
Johan Davidsson, 98-00  
Jorgen Jonsson, 99-00  
Jonas Ronnqvist, 00-01  
Alexei Smirnov, 02-04  
Todd Marchant, 05-11  
Mathieu Perreault, 13-14  
Shawn Horcoff, 15-16  
Dennis Rasmussen, 17-18  
Chris Kelly, 17-18  
Adam Cracknell, 18-19  
Sonny Milano, 19-20  
Kevin Shattenkirk, 20-21
- 23 Bill Houlder, 93-94  
Jason Marshall, 94-96, 97-01  
Brian Bellows, 96-97  
Sergei Krivokrasov, 01-02  
Stanislav Chistov, 02-04  
Francois Beauchemin, 05-09, 10-15, 17-18  
Paul Mara, 10-11  
Brian Gibbons, 18-19  
Sam Steel, 20-21
- 24 Troy Loney, 93-94  
Tom Kurvers, 94-95  
Steven King, 95-96  
Ken Baumgartner, 95-96  
Mark Janssens, 96-97  
Ruslan Salei, 97-06  
Stanislav Chistov, 06-07, 10-11  
Simon Despres, 14-16  
Carter Rowney, 18-20
- 25 Terry Yake, 93-94  
Todd Krygier, 95-96  
Adrian Plavick, 96-97  
Mike Crowley, 98-99, 00-01  
Frank Banham, 99-00  
Kevin Sawyer, 01-03  
Zenon Konopka, 05-06  
Chris Pronger, 06-09  
Andy Sutton, 10-11  
Brad Staubitz, 12-13  
Mike Santorelli, 15-16  
Ondrej Kase, 17-20
- 26 Robin Bawa, 93-94  
Mike Sillinger, 95-96  
Nikolai Tsulygin, 96-97  
Jeremy Stevenson, 99-00  
Andrei Nazarov, 00-01  
Samuel Pahlsson, 00-09  
Erik Christensen, 08-10  
Jason Blake, 09-10  
Danny Syvret, 10-11  
Carl Hagelin, 15-16  
Emerson Etem, 16-17  
Brandon Montour, 17-19  
Andrew Agozzino, 19-21

# DUCKS HISTORY

- 27** Lonnie Loach, 93-94  
John Lilley, 94-95  
Mike Leclerc, 96-98  
Pascal Trepanier, 98-01  
Denny Lambert, 01-02  
Craig Johnson, 03-04  
Peter Schastlivy, 03-04  
Scott Niedermayer, 05-10  
Retired Feb. 17, 2019
- 28** Dwayne Norris, 94-95  
Roman Oksiuta, 95-96  
Jason Marshall, 96-97  
Niclas Havelid, 99-04  
Tyler Wright, 05-06  
Mark Mowers, 07-08  
Kyle Chipchura, 09-11  
Mark Fistic, 13-15  
Ryan Garbutt, 15-16  
Marcus Pettersson, 18-19  
Jani Hakanpaa, 19-21
- 29** Randy Ladouceur, 93-96  
Darren Van Impe, 96-98  
Frank Banham, 97-98  
Ladislav Kohn, 99-01  
Timo Parssinen, 01-02  
Martin Gerber, 02-04  
Todd Fedoruk, 05-07  
Sebastien Caron, 06-07  
Ray Emery, 10-11  
Chris Stewart, 15-16  
Devin Shore, 18-20  
Christian Djoos, 19-20
- 30** Dominic Roussel, 98-01  
Ilya Bryzgalov, 01-02, 03-08  
Timo Pielmeier, 10-11  
Viktor Fasth, 12-14  
Jason LaBarbera, 14-15  
Anton Khudobin, 15-16  
Dustin Tokarski, 16-17  
Ryan Miller, 17-21
- 31** Guy Hebert, 93-01  
Steve Shields, 01-02  
Michael Wall, 06-07  
Curtis McElhinney, 09-11  
Iiro Tarkki, 11-12  
Frederik Andersen, 13-16  
Anthony Stolarz, 19-20
- 32** Stu Grimson, 93-95, 98-00  
Alex Hicks, 95-96  
Richard Park, 96-98  
Marc Chouinard, 00-03  
Steve Thomas, 02-03  
Travis Moen, 05-09  
Kyle Calder, 09-10  
Toni Lydman, 10-13  
Jacob Larsson, 18-21
- 33** Jim Thomson, 93-95  
David Karp, 96-98  
Jim McKenzie, 98-00  
Ed Ward, 99-00  
Jason York, 01-02  
Mark Popovich, 03-04  
Joe DiPenta, 05-08  
Jason Blake, 09-12  
Jakob Silfverberg, 13-21
- 34** Anatoli Fedotov, 93-94  
Dan Trebil, 96-99  
Kurt Sauer, 02-04  
Aaron Rome, 06-07  
James Wisniewski, 08-10  
Aaron Voros, 10-11  
Nate Guenin, 11-12
- Daniel Winnik, 12-14  
Sam Steel, 18-20  
Jamie Drysdale, 20-21
- 35** Mikhail Shtalenkov, 93-98  
Tom Askey, 98-99  
Jean-Sebastien Giguere, 00-10
- 36** Todd Ewen, 93-96  
J.J. Daigneault, 96-98  
Tony Tuzzolino, 97-98  
Drew Bannister, 01-02  
John Gibson, 13-21
- 37** Marc Moro, 97-98  
Bob Wren, 00-01  
Aris Brimanis, 01-02  
Chris O'Sullivan, 02-03  
Kip Brennan, 05-06  
Shane O'Brien, 06-07  
Jarkko Ruutu, 10-11  
Mat Clark, 14-15  
Nick Ritchie, 15-20
- 38** Mike Crowley, 97-98  
Rob Valicevic, 02-03  
Chris Kunitz, 03-06  
Ryan Shannon, 06-07  
Dan Ellis, 10-12  
William Karlsson, 14-15  
Derek Grant, 17-21
- 39** Don McSween, 93-94  
Frank Banham, 96-97  
Travis Green, 97-99, 06-07  
Petr Sykora, 02-06  
Doug Weight, 07-08  
Matt Beleskey, 09-15  
Mason Raymond, 16-17  
Joseph Blandisi, 17-19  
Sam Carrick, 19-21
- 40** Jeremy Stevenson, 95-98  
Antti-Jussi, Niemi, 00-01  
Vaclav Prospal, 03-04  
Aaron Gavey, 05-06  
Kent Huskins, 06-09  
Jordan Hendry, 12-13  
Nolan Yonkman, 13-14  
Jared Boll, 16-18  
Kevin Boyle, 18-19  
Vinni Lettieri, 20-21
- 41** Chris Armstrong, 03-04  
David McKee, 06-07  
Nathan Ostryck, 09-10  
Andrew Gordon, 11-12  
Harry Zolnierczyk, 15-16  
Corey Tropp, 16-17  
Anthony Stolarz, 20-21
- 42** Denny Lambert, 94-96  
Barry Nieckar, 96-98  
Trevor Gillies, 05-06  
Jason King, 07-08  
Dan Sexton, 09-11  
Josh Manson, 14-21
- 43** Maxim Bets, 93-94  
Bjorn Melin, 06-07  
Jeff Deslauriers, 11-12  
Max Friberg, 14-16  
Jaycob Megna, 18-19  
Danton Heinen, 19-21
- 44** Myles O'Connor, 93-94  
Oleg Mikulchik, 95-96  
Nanti Aalto, 97-98  
Mike Brown, 02-03
- Rob Niedermayer, 02-09  
Sheldon Souray, 12-13  
Nate Thompson, 14-17  
Michael Del Zotto, 18-20
- 45** Scott McKay, 93-94  
Matt Cullen, 97-98  
Shawn Thornton, 06-07  
Samu Vatanen, 12-18  
Andy Welinski, 18-19, 20-21
- 46** J.F. Jomphe, 95-98  
Kevin Sawyer, 00-01  
Tony Martensson, 03-04  
Curtis Glencross, 06-07  
Joe Motzko, 06-07  
Jiri Sekac, 14-16  
Ben Street, 18-19  
Erik Gudbranson, 19-20  
Trevor Zegras, 20-21
- 47** Stephan Lebeau, 94-95  
Espen Knutsen, 97-98  
Tim Brent, 06-07  
Hampus Lindholm, 13-21
- 48** John Lilley, 93-94  
Darren Van Impe, 94-96  
Scott Young, 97-98  
Andy McDonald, 00-01  
Casey Hankinson, 03-04  
Mark Mowers, 07-08  
Andrew Ebbett, 07-10  
Colby Robak, 14-15  
Michael Sgarbossa, 16-17  
Logan Shaw, 18-18  
Isac Lundestrom, 18-21
- 49** Maxime Macenauer, 11-12  
Max Jones, 18-21
- 50** Bob Wren, 97-98  
Troy Bodie, 08-11  
Antoine Vermette, 16-18
- 51** Craig Reichert, 96-97  
Jonathan Hedstrom, 02-03  
Ryan Getzlaf, 05-06  
Kyle Palmieri, 10-13  
Alex Grant, 13-14  
Dany Heatley, 14-15  
Jacob Larsson, 16-17  
Mike Liambas, 17-18  
Haydn Fleury, 20-21
- 52** Peter LeBoutillier, 96-98  
Ryan Carter, 06-08  
Matt Irwin, 19-20
- 53** Brett Festerling, 08-11  
Shea Theodore, 15-17  
Max Comtois, 18-21
- 54** Sean Pronger, 95-97  
Bobby Ryan, 07-09  
Cam Fowler, 10-11
- 55** Garrett Burnett, 03-04  
Brian Salcido, 08-09  
Bryan Allen, 12-19
- 56** Petteri Wirtanen, 07-08  
Sam Carrick, 18-20
- 57** David Perron, 15-16
- 58** Ryan O'Marra, 11-12  
Nicolas Kerdes, 16-18
- Chase De Leo, 18-21
- 59** Nick Sorenson, 16-17
- 60** Brendan Mikkelsen, 08-11
- 61** Corey Perry, 05-06  
Troy Terry, 17-21
- 62** Patrick Maroon, 11-14  
Chris Wagner, 14-16  
Andrej Sustr, 18-19
- 63** Nick Bonino, 09-12  
Kevin Roy, 17-19
- 64** Matt Beleskey, 08-09  
Brandon McMillan, 10-13  
Stefan Noesen, 14-17  
Kiefer Sherwood, 18-20
- 65** Emerson Etem, 12-14  
Marcus Pettersson, 17-18
- 67** Tom Askey, 97-98  
MacGregor Sharp, 09-10  
Rickard Rakell, 12-21
- 71** Brandon Montour, 16-17  
J.T. Brown, 17-18
- 73** Mat Clark, 11-12  
Andy Welinski, 17-18
- 74** Peter Holland, 11-14  
Joseph Cramarossa, 16-17
- 75** Jaycob Megna, 16-18
- 76** Dustin Penner, 05-06  
Josh Mahura, 18-21
- 77** Adam Oates, 02-03  
Devante Smith-Pelly, 11-14  
Jesse Blacker, 14-15  
Michael Sgarbossa, 15-16
- 80** Ilya Bryzgalov, 14-15
- 83** Kalle Kossila, 16-19
- 86** Ondrej Kase, 16-17  
Simon Benoit, 20-21
- 88** Jamie McGinn, 15-16
- 90** Giovanni Fiore, 17-18
- 91** Sergei Fedorov, 03-06
- 92** Alexander Volkov, 20-21
- 93** Anatoli Semenov, 95-96





## ALL-TIME INDIVIDUAL TOP SCORING MONTHS

### POINTS

Player	Month, Year	GP	Goals	Assists	Points	+/-
Teemu Selanne	February, 1999	13	12	13	25	+5
Teemu Selanne	March, 2006	16	8	16	24	+9
Teemu Selanne	November, 2006	15	10	13	23	+7
Teemu Selanne	January, 1999	14	8	15	23	+7
Paul Kariya	January, 1997	13	9	13	22	+13
Corey Perry	March, 2010	14	15	6	21	+9
Teemu Selanne	January, 1997	13	9	12	21	+12
Ryan Getzlaf	March, 2017	13	3	17	20	+12
Ryan Getzlaf	February, 2016	14	6	14	20	+13
Ryan Getzlaf	March, 2011	14	2	18	20	+11
Teemu Selanne	March, 2011	14	8	11	19	+1
Ryan Getzlaf	January, 2009	14	4	15	19	+5
Ryan Getzlaf	November, 2008	13	7	12	19	+8
Teemu Selanne	December, 2006	14	12	7	19	+10
Chris Pronger	November, 2006	15	3	16	19	+13
Paul Kariya	January, 2000	13	13	6	19	+1
Paul Kariya	January, 1999	14	6	13	19	+5
Paul Kariya	December, 1996	12	5	14	19	+4

### POINTS

Player	Month, Year	GP	Goals
Corey Perry	March, 2010	14	15
Paul Kariya	January, 2000	13	13
Teemu Selanne	November, 1997	15	13
Teemu Selanne	December, 2006	14	12
Paul Kariya	March, 2001	13	12
Teemu Selanne	February, 1999	13	12

### ASSISTS

Player	Month, Year	GP	Assists
Ryan Getzlaf	March, 2011	14	18
Ryan Getzlaf	March, 2017	13	17
Scott Niedermayer	January, 2009	14	16
Chris Pronger	November, 2006	15	16
Teemu Selanne	March, 2006	16	16
Ryan Getzlaf	December, 2014	14	15
Ryan Getzlaf	January, 2009	14	15
Paul Kariya	March, 2003	14	15
Teemu Selanne	January, 1999	14	15
Ryan Getzlaf	February, 2016	14	14
Ryan Getzlaf	November, 2015	13	14
Ryan Getzlaf	March, 2014	14	14
Andy McDonald	January, 2006	13	14
Paul Kariya	December, 1996	12	14

## YOUNGEST DUCKS TO APPEAR IN A GAME

Player	Born	First Game as a Duck	Age
Oleg Tverdoksky	5/18/76	1/21/95 @ Winnipeg	18 years, 248 days
Cam Fowler	12/5/91	10/8/10 @ Detroit	18 years, 307 days
Chad Kilger	11/27/76	10/9/95 @ Winnipeg	18 years, 316 days
Isac Lundestrom	11/6/99	10/8/18 vs. Detroit	18 years, 336 days
Jamie Drysdale	4/8/02	3/8/21 vs. Arizona	18 years, 344 days
Devante Smith-Pelly	6/14/92	10/7/11 @ Buffalo (Helsinki)	19 years, 115 days
Stanislav Chistov	4/17/83	10/10/02 @ St. Louis	19 years, 176 days
Luca Sbisa	1/30/90	10/3/09 vs. San Jose	19 years, 246 days
Rickard Rakell	5/5/93	1/19/13 @ Vancouver	19 years, 259 days
Hampus Lindholm	1/20/94	10/6/13 @ Winnipeg	19 years, 259 days
Max Comtois	1/8/99	10/3/18 @ San Jose	19 years, 268 days
Kyle Palmieri	2/1/91	11/3/10 vs. Tampa Bay	19 years, 275 days
Vitaly Vishnevski	3/18/80	1/19/00 vs. Dallas	19 years, 307 days
Trevor Zegras	3/20/01	2/22/24 @ Arizona	19 years, 339 days

## OLDEST DUCKS TO APPEAR IN A GAME

Player	Born	Last Ducks Appearance	Age
Teemu Selanne	7/3/70	5/16/14 vs. Los Angeles, Game 7 CSF	43 years, 317 days
Ryan Miller	7/17/80	5/8/21 @ Minnesota	40 years, 295 days
Adam Oates	8/27/62	6/9/03 @ New Jersey, Game 7 SCF	40 years, 286 days
Steve Thomas	7/15/63	6/9/03 @ New Jersey, Game 7 SCF	39 years, 329 days
Saku Koivu	11/23/74	5/16/14 vs. Los Angeles, Game 7 CSF	39 years, 174 days
Mathieu Schneider	6/12/69	4/20/08 @ Dallas, Game 6 WCQF	38 years, 312 days
Jason Blake	9/2/73	4/4/12 @ Calgary	38 years, 215 days
Bret Hedican	8/10/70	2/26/09 @ Boston	38 years, 200 days
Francois Beauchemin	6/4/80	4/18/18 @ San Jose Game 4, 1st Rd.	37 years, 318 days
Todd Marchant	8/12/73	4/22/11 @ Nashville, Game 6 WCQF	37 years, 253 days
Fredrik Olausson	10/5/66	5/5/03 vs. Dallas, Game 6 WCSF	37 years, 212 days

ATTENDANCE

The Anaheim Ducks have recorded 415 sellouts at Honda Center since their inaugural NHL season in 1993-94...the Ducks recorded their 400th all-time shutout in the club's 2018-19 home opener Oct. 8 vs. Detroit..Anaheim hosted its largest crowd in club history in 2012-13, welcoming 17,610 fans for a 4-2 victory over Chicago on Mar. 20, 2013...the Ducks had a club-record 78-game (63 regular season, 15 playoff) sellout streak from 2006-08, including all 40 home games in 2007-08...it was just the second time a Southern California NHL team had sold out a full (non-lockout) regular season...the Ducks set franchise attendance records for sellouts (40), average attendance (17,195) and percent capacity (100.12%) in 2007-08...Anaheim broke the team record for consecutive regular season sellouts on Feb. 22, 2008 when it surpassed the previous record of 51 straight regular season sellouts set from Dec. 22, 1993-Oct. 20, 1995.

Season	HOME GAMES			Sellouts	ROAD GAMES		
	Games	Total Attendance (Avg.)	Percent		Games	Total Attendance (Avg.)	Sellouts
1993-94*	41	696,560 (16,989)	98.9%	27	41	660,377 (16,107)	25
1994-95*	24	412,176 (17,174)	100.0%	24	24	381,073 (15,878)	13
1995-96	41	703,347 (17,155)	99.9%	38	41	640,545 (15,623)	17
1996-97	41	695,867 (16,972)	98.8%	28	41	685,829 (16,728)	27
1997-98+	40	682,735 (17,068)	99.4%	25	40	671,251 (16,781)	24
1998-99	41	647,973 (15,804)	92.0%	9	41	666,278 (16,251)	22
1999-00	41	592,874 (14,460)	84.2%	8	41	684,337 (16,691)	24
2000-01	41	553,990 (13,512)	78.7%	3	41	682,857 (16,655)	21
2001-02	41	492,089 (12,002)	69.9%	3	41	698,804 (17,044)	21
2002-03	41	573,524 (13,988)	81.5%	7	41	681,221 (16,615)	18
2003-04	41	614,504 (14,988)	87.3%	11	41	683,214 (16,664)	17
2005-06	41	620,380 (15,131)	88.1%	12	41	708,042 (17,269)	22
2006-07	41	671,916 (16,377)	95.4%	25	41	688,019 (16,781)	20
2007-08\$	40	687,813 (17,195)	100.1%	40	40	686,639 (17,166)	22
2008-09	41	696,629 (16,991)	98.9%	20	41	717,563 (17,502)	26
2009-10	41	621,903 (15,168)	88.2%	1	41	691,795 (16,873)	26
2010-11	41	603,283 (14,714)	85.7%	5	41	700,773 (17,092)	26
2011-12#	40	591,370 (14,784)	86.1%	9	40	680,898 (17,022)	22
2012-13<	24	381,308 (15,887)	92.5%	10	24	420,555 (17,523)	16
2013-14^^	41	675,248 (16,469)	95.9%	26	41	754,578 (18,404)	28
2014-15	41	691,835 (16,874)	98.2%	24	41	707,650 (17,260)	25
2015-16	41	669,805 (16,336)	95.1%	15	41	708,278 (17,275)	25
2016-17	41	653,632 (15,942)	92.8%	11	41	712,943 (17,389)	24
2017-18	41	682,060 (16,636)	96.9%	18	41	710,291 (17,324)	23
2018-19	41	689,385 (16,814)	97.9%	15	41	707,487 (17,256)	25
2019-20=	36	570,490 (15,846)	92.3%	1	35	602,999 (17,228)	18
2020-21^^	28	8,585 (1,717)	100.0%	5	28	-	-
TOTALS	1,052	16,172,696 (15,794)	92.0%	415	1,051	17,334,296 (16,945)	577

^ 1993-94 schedule included two neutral site games (1 home, 1 away--not included in totals)  
\* 1994-95 season shortened to 48 games due to work stoppage  
+ 1997-98 schedule included two games in Japan (1 home, 1 away--not included in totals)  
\$ 2007-08 schedule included two games in London, England (1 home, 1 away--not included in totals)  
# 2011-12 schedule included two games in Europe (Helsinki and Sweden, 1 home, 1 away--not included in totals)  
< 2012-13 season shortened to 48 games due to work stoppage  
^^ 2013-14 one road game played at Dodger Stadium  
= 2019-20 season shortened to 71 games due to COVID-19 pandemic  
^^ 2020-21 season shortened to 56 games due to COVID-19 pandemic (attendance limited to 10% capacity final 5 home games)



## ALL-TIME RECORD STREAKS

### WINNING STREAKS

#### Longest Winning Streaks

11 games (Feb. 13-Mar. 5, 2016)  
 10 games (Dec. 6-28, 2013)  
 8 games (Dec. 31, 2013-Jan. 15, 2014)  
 7 games (Dec. 1-13, 2014)  
 7 games (Oct. 11-24, 2014)  
 7 games (Oct. 5-20, 2013)  
 7 games (Feb. 20-Mar. 7, 1999)  
 6 games (Jan. 20-Feb. 5, 2016)  
 6 games (Jan. 11-27, 2015)  
 6 games (Feb. 9-24, 2013)  
 6 games (Nov. 3-12, 2010)  
 6 games (Feb. 17-Mar. 3, 2008)  
 6 games (Jan. 7-18, 2008)  
 6 games (Mar. 17-25, 2006)  
 6 games (Jan. 23-Feb. 6, 2002)  
 6 games (Mar. 8-22, 1996)

#### Longest Home Winning Streaks

13 games (Jan. 26-Mar. 20, 2013)  
 11 games (Dec. 8, 2009-Feb. 10, 2010)  
 10 games (Dec. 9, 2013-Jan. 15, 2014)  
 10 games (Feb. 17-Mar. 26, 2008)  
 8 games (Jan. 20-Mar. 2, 2016)  
 8 games (Oct. 10-Nov. 10, 2013)  
 7 games (Mar. 14-Apr. 6, 2018)  
 7 games (Dec. 19-Jan. 15, 2008)  
 7 games (Mar. 7-Apr. 4, 2006)  
 6 games (Mar. 22-Apr. 9, 2017)  
 6 games (Jan. 6-22, 2012)  
 6 games (Feb. 25-Mar. 11, 2007)  
 6 games (Dec. 1-22, 2002)

#### Longest Road Winning Streaks

7 games (Nov. 28-Dec. 13, 2006)  
 6 games (Feb. 13-Mar. 5, 2016)  
 6 games (Dec. 6-23, 2013)  
 6 games (Jan. 22-Feb. 13, 2011)  
 6 games (Mar. 19-Apr. 4, 2009)  
 5 games (Feb. 12-Mar. 3, 2015)  
 5 games (Oct. 21-Nov. 4, 2008)  
 5 games (Feb. 5-12, 2008)  
 5 games (Nov. 26-Dec. 26, 2000)  
 4 games (Feb. 9-16, 2013)  
 4 games (Dec. 10-27, 2007)  
 4 games (Mar. 17-25, 2006)  
 4 games (Feb. 5-15, 1999)  
 4 games (Nov. 19-24, 1993)

### LOSING STREAKS

#### Longest Losing Streaks

12 games (Dec. 18, 2018-Jan. 15, 2019)  
 8 games (Nov. 3-20, 2005)  
 8 games (Oct. 12-30, 1996)  
 7 games (Mar. 1-13, 1998)  
 7 games (Jan. 20-Feb. 9, 2019)  
 7 games (Oct. 20-Nov. 1, 2018)  
 6 games (Nov. 14-26, 2010)  
 6 games (Jan. 20-Feb. 2, 2008)  
 6 games (Nov. 14-24, 2001)  
 6 games (Jan. 19-31, 2001)  
 6 games (Oct. 20-31, 1993)

#### Longest Home Losing Streaks

8 games (Jan. 10-Feb. 9, 2001)  
 7 games (Dec. 29, 2018-Jan. 23, 2019)  
 6 games (Apr. 9-30, 2021)  
 6 games (Nov. 4-Nov. 20, 2005)  
 6 games (Feb. 7-Mar. 11, 1998)  
 5 games (Oct. 16-Oct. 30, 1996)  
 4 games (Jan. 31-Feb. 21, 2020)  
 4 games (Feb. 2-Feb. 25, 2011)  
 4 games (Oct. 17-Oct. 26, 2009)  
 4 games (Feb. 15-Mar. 8, 2009)  
 4 games (Dec. 17-Dec. 22, 1995)  
 4 games (Dec. 22, 1993-Jan. 12, 1994)

#### Longest Road Losing Streaks

7 games (Oct. 8-Nov. 12, 2005)  
 6 games (Oct. 20-Nov. 25, 2018)  
 6 games (Dec. 18, 2018-Jan. 15, 2019)  
 6 games (Jan. 20-Feb. 9, 2019)  
 6 games (Nov. 23-Dec. 19, 2011)  
 6 games (Sept. 29-Oct. 23, 2007)  
 6 games (Dec. 2-27, 2003)  
 6 games (Mar. 26-Apr. 21, 1995)  
 6 games (Feb. 23-Mar. 11, 1995)  
 6 games (Oct. 20-Nov. 14, 1993)

### POINT STREAKS\*

#### Longest Point Streaks

16 games (Oct. 6-Nov. 9, 2006; 12-0-4)  
 14 games (Mar. 12-Apr. 9, 2017; 11-0-3)  
 14 games (Feb. 9-Mar. 7, 2016; 12-0-2)  
 13 games (Nov. 29-Dec. 28, 2013; 11-0-2)  
 12 games (Feb. 27-Mar. 20, 2013; 9-0-3)

#### Longest Home Point Streaks

22 games (Oct. 10, 2013-Jan. 15, 2014; 20-0-2)  
 14 games (Feb. 12-Apr. 9, 1997; 10-0-4)  
 13 games (Jan. 26-Mar. 20, 2013; 13-0-0)  
 12 games (Jan. 21-Mar. 3, 2004; 9-0-3)  
 12 games (Dec. 6, 2009-Feb. 10, 2010; 11-0-1)  
 12 games (Feb. 22-Mar. 19, 1997; 7-0-5)

#### Longest Road Point Streaks

9 games (Feb. 28-Apr. 11, 2009; 7-0-2)  
 8 games (Oct. 29-Nov. 19, 2002; 4-0-4)  
 8 games (Nov. 22-Dec. 13, 2006; 7-0-1)  
 8 games (Oct. 21-Nov. 30, 2008; 7-0-1)  
 8 games (Feb. 9-Mar. 5, 2016; 7-0-1)

### WINLESS STREAKS

#### Longest Winless Streaks

9 games (Feb. 15-Mar. 5, 2021; 0-6-3)  
 9 games (Nov. 7-24, 2001; 0-7-2)  
 9 games (Oct. 10-30, 1996; 0-8-1)  
 9 games (Nov. 21-Dec. 10, 1995; 0-6-3)  
 8 games (Jan. 2, 2004-Jan. 15, 2004; 0-5-3)  
 8 games (Dec. 27-Jan. 12, 2002; 0-6-2)  
 8 games (Oct. 30-Nov. 15, 2000; 0-6-2)  
 7 games (Nov. 13-27, 2011; 0-6-1)  
 7 games (Dec. 26, 2002-Jan. 8, 2003; 0-6-1)  
 7 games (Dec. 27-Jan. 12, 2000; 0-6-1)  
 7 games (Mar. 1-13, 1998; 0-7-0)

#### Longest Home Winless Streaks

11 games (Jan. 5-Feb. 14, 2001; 0-8-3)  
 7 games (Dec. 21-Jan. 21, 2003; 0-3-4)  
 6 games (Nov. 7-30, 2001; 0-4-2)  
 6 games (Nov. 22-Dec. 10, 1999; 0-4-2)  
 6 games (Feb. 7-Mar. 11, 1998; 0-6-0)  
 5 games (Jan. 31-Feb. 23, 2020; 0-4-1)  
 5 games (Nov. 13-27, 2011; 0-5-0)  
 5 games (Nov. 10-19, 1997; 0-4-1)  
 5 games (Oct. 16-30, 1996; 0-5-0)

#### Longest Road Winless Streaks

13 games (Oct. 29, 2011-Dec. 22, 2012; 0-9-4)  
 13 games (Nov. 1-Dec. 27, 2003; 0-8-5)  
 10 games (Mar. 26-Oct. 11, 1995; 0-9-1)  
 8 games (Dec. 27, 2001-Jan. 19, 2002; 0-6-2)  
 8 games (Nov. 29, 1997-Jan. 1, 1998; 0-6-2)  
 7 games (Dec. 22-Jan. 15, 2001; 0-5-2)  
 7 games (Dec. 27-Jan. 22, 2000; 0-6-1)  
 7 games (Nov. 22-Dec. 27, 1995; 0-5-2)

# RECORD STREAKS

## SEASON-BY-SEASON STREAKS

Season	Longest Winning Streak	Longest Losing Streak	Longest Point Streak*	Longest Winless Streak
1993-94	4 games (11/19-24)	6 games (10/20-31)	4 games (two times)	6 games (10/20-31; 0-6-0)
1994-95	2 games (two times)	3 games (five times)	2 games (six times)	5 games (3/3-11; 0-4-1)
1995-96	6 games (3/8-22)	5 games (12/17-27)	7 games (3/8-3/24; 6-0-1)	9 games (11/22-12/10; 0-6-3)
1996-97	3 games (two times)	8 games (10/12-30)	12 games (2/22-3/19; 7-0-5)	9 games (10/10-30; 0-8-1)
1997-98	3 games (two times)	7 games (3/1-13)	5 games (3/19-3/26; 3-0-2)	7 games (3/1-13; 0-7-0)
1998-99	7 games (2/20-3/7)	3 games (four times)	8 games (2/20-3/10; 7-0-1)	5 games (three times)
1999-00	4 games (12/12-19)	4 games (12/27-1/5)	5 games (1/29-2/8; 3-0-2)	7 games (12/17-1/12; 0-6-1)
2000-01	5 games (3/4-13)	6 games (1/19-31)	5 games (two times)	8 games (10/30-11/15; 0-6-2)
2001-02	6 games (1/23-2/6)	6 games (11/14-24)	6 games (1/23-2/6; 6-0-0)	9 games (11/7-24; 0-7-2)
2002-03	5 games (12/6-18)	5 games (12/16-1/3)	8 games (11/6-11/19; 5-0-3)	7 games (12/26-1/8; 0-6-1)
2003-04	3 games (three times)	4 games (three times)	3 games (five times)	8 games (1/2-15; 0-5-3)
2005-06	6 games (3/17-25)	8 games (11/3-20)	6 games (two times)	
2006-07	5 games (three times)	4 games (two times)	16 games (10/6-11/9; 12-0-4)	
2007-08	6 games (two times)	6 games (1/20-2/2)	9 games (1/2-1/18; 8-0-1)	
2008-09	5 games (two times)	4 games (10/9-15)	9 games (10/21-11/5; 8-0-1)	
2009-10	5 games (1/5-13)	5 games (3/3-12)	7 games (3/26-4/8; 4-0-3)	
2010-11	6 games (11/3-12)	6 games (11/14-26)	7 games (11/3-11/14; 6-0-1)	
2011-12	5 games (1/13-22)	7 games (11/13-27)	9 games (two times)	
2012-13	6 games (2/9-24)	4 games (3/22-27)	12 games (2/27-3/20; 9-0-3)	
2013-14	10 games (12/6-28)	5 games (11/12-20)	13 games (11/29-12/28; 11-0-2)	
2014-15	7 games (two times)	3 games (3/6-11)	7 games (three times)	
2015-16	11 games (2/13-3/5)	5 games (10/22-29)	14 games (2/9-3/7; 12-0-2)	
2016-17	5 games (3/18-28)	4 games (10/13-18)	14 games (3/12-4/9; 11-0-3)	
2017-18	5 games (3/30-4/7)	4 games (two times)	7 games (12/2-12/16; 3-0-4)	
2018-19	5 games (11/27-12/5)	12 games (12/18-1/15)	5 games (11/27-12/5; 5-0-0)	
2019-20	3 games (10/3-8)	4 games (two times)	5 games (2/1-9; 3-0-2)	
2020-21	2 games (four times)	5 games (4/16-4/26)	3 games (three times)	

\*TIES WERE ELIMINATED PRIOR TO THE 2005-06 SEASON. FROM 1993-94, STREAKS WERE LISTED AS UNBEATEN STREAKS.





# ALL-TIME OVERTIME RECORDS



## REGULAR SEASON

SEASON	OT GAMES	HOME	ROAD	TOTAL
1993-94	12	1-5-2	1-0-3	2-5-5
1994-95	7	2-0-4	0-0-1	2-0-5
1995-96	16	3-2-4	3-0-4	6-2-8
1996-97	16	0-0-6	3-0-7	3-0-13
1997-98	20	2-1-6	1-3-7	3-4-13
1998-99	17	1-2-6	0-1-7	1-3-13
1999-00	18	3-2-7	0-1-5	3-3-12
2000-01	20	3-2-4	1-3-7	4-5-11
2001-02	14	1-2-5	2-1-3	3-3-8
2002-03	21	3-2-7	3-4-2	6-6-9
2003-04	22	3-4-7	1-4-3	4-8-10
<b>TOTALS (W-OTL-T)</b>	<b>183</b>	<b>22-22-58</b>	<b>15-17-49</b>	<b>37-39-107</b>
*Beginning with the 2005-06 season, the third number in the OT column is shootout losses				
*2005-06	18	4-2-3	2-3-4	6-5-7
*2006-07	23	3-2-7	6-2-3	9-4-10
*2007-08	20	10-1-3	2-0-4	12-1-7
*2008-09	19	5-1-2	7-3-1	12-4-3
*2009-10	19	4-1-4	4-2-4	8-3-8
*2010-11	18	5-1-1	8-2-1	13-3-2
*2011-12	17	3-2-0	2-3-7	5-5-7
*2012-13	13	3-1-0	4-2-3	7-3-3
*2013-14	18	6-1-3	4-1-3	10-2-6
*2014-15	23	10-1-2	6-1-3	16-2-5
*2015-16	18	4-4-2	3-3-2	7-7-4
*2016-17	19	6-2-2	0-8-1	6-10-3
*2017-18	22	3-3-2	6-3-5	9-6-7
*2018-19	18	6-6-2	2-1-1	8-7-3
*2019-20	18	4-5-0	5-3-1	9-8-1
*2020-21	9	3-3-1	3-4-1	6-7-2
<b>TOTALS Since 2005-06</b>	<b>292</b>	<b>79-36-34</b>	<b>64-41-44</b>	<b>143-77-78</b>
<b>OVERALL (W-OTL-SOL) (Ties)</b>	<b>475</b>	<b>101-58-34 (58 Ties)</b>	<b>79-58-42 (49 Ties)</b>	<b>180-116-78 (107 Ties)</b>



# ALL-TIME HAT TRICKS

## REGULAR SEASON

### ALL-TIME HAT TRICKS

#### FOR (58)

Terry Yake @ NYR, 10/19/93 (M. Richter), 3-1=4 pts.  
Teemu Selanne vs. SJ, 2/25/96 (C. Terreri), 3-1=4 pts.  
Teemu Selanne vs. STL, 3/17/96 (G. Fuhr), 3-0=3 pts.  
\*Garry Valk @ STL, 3/22/96 (G. Fuhr), 3-0=3 pts.  
Teemu Selanne vs. SJ, 11/1/96 (K. Hrudey), 3-0=3 pts.  
Paul Kariya vs. BUF, 1/10/97 (D. Hasek), 3-1=4 pts.  
Paul Kariya @ PHX, 1/23/97 (N. Khabibulin), 3-0=3 pts.  
Teemu Selanne @ NYR, 10/26/97 (M. Richter), 3-0=3 pts.  
Teemu Selanne vs. SJ, 11/10/97 (M. Vernon), 3-0=3 pts.  
Paul Kariya vs. FLA, 1/21/98 (Vanbiesbrouck/Weekes), 3-2=5 pts.  
Teemu Selanne @ OTT, 3/22/98 (R. Tugnut), 3-0=3 pts.  
Teemu Selanne @ BUF, 1/1/99 (D. Hasek), 3-2=5 pts.  
\*Teemu Selanne @ DAL, 11/26/99 (E. Belfour), 3-0=3 pts.  
Marty McInnis vs. LA, 10/23/00 (J. Storr), 3-0=3 pts.  
Teemu Selanne @ PHX, 2/1/01 (S. Burke), 3-0=3 pts.  
Paul Kariya vs. CGY, 2/19/01 (F. Brathwaite), 3-1=4 pts.  
Paul Kariya @ SJ, 3/29/01 (Nabokov/Kiprusoff), 3-0=3 pts.  
Paul Kariya vs. NSH, 1/14/02 (Dunham/Vokoun), 3-0=3 pts.  
Paul Kariya vs. PHI, 2/6/02 (B. Boucher), 3-0=3 pts.  
Paul Kariya @ BOS, 10/31/02 (S. Shields), 3-1=4 pts.  
Vaclav Prospal vs. MIN, 1/23/04 (D. Roloson), 3-1=4 pts.  
Jonathan Hedstrom vs. LA, 1/9/06 (M. Garon), 3-0=3 pts.  
Chris Kunitz vs. PHX, 11/19/06 (C. Joseph), 3-1=4 pts.  
Teemu Selanne @ DAL, 1/11/07 (M. Turco), 3-0=3 pts.  
Teemu Selanne vs. CHI, 12/24/08 (Lalime/Crawford), 3-2=5 pts.  
Teemu Selanne vs. DET, 10/29/08 (C. Osgood), 3-0=3 pts.  
\*Bobby Ryan @ LA, 1/8/09 (J. Quick), 3-0=3 pts.  
Bobby Ryan @ PHX, 11/27/10 (I. Bryzgalov), 3-0=3 pts.  
Corey Perry vs. MIN, 12/12/10 (N. Backstrom), 3-2=5 pts.  
Bobby Ryan vs. STL, 1/12/11 (T. Conklin), 3-1=4 pts.  
\*Corey Perry @ COL, 2/5/11 (P. Budaj), 3-0=3 pts.  
Lubomir Visnovsky vs. DAL, 3/4/11 (K. Lehtonen), 3-1=4 pts.  
Teemu Selanne vs. COL, 3/28/11 (B. Elliott), 3-2=5 pts.  
Corey Perry vs. SJ, 4/6/11 (A. Niittymaki), 3-1=4 pts.  
Corey Perry vs. CBJ, 1/8/12 (S. Mason/C. Sanford), 3-0=3 pts.  
Saku Koivu vs. DAL, 1/10/12 (K. Lehtonen), 3-0=3 pts.  
\*Andrew Coglian @ PHX, 1/31/12 (M. Smith), 3-0=3pts.  
Corey Perry @ CBJ, 2/12/12 (S. Mason), 3-0=3 pts.  
Nick Bonino vs. LA, 2/2/13 (Quick, Bernier), 3-1=4 pts.  
\*Kyle Palmieri vs. NSH, 2/27/13 (P. Rinne), 3-0=3 pts.  
Andrew Coglian @ PHX, 3/2/13 (M. Smith), 3-0=3 pts.  
Ryan Getzlaf vs. BUF, 11/8/13 (R. Miller), 3-1=4 pts.  
Ryan Getzlaf @ NYL, 12/21/13 (E. Nabokov), 3-1=4 pts.  
Corey Perry @ PIT, 10/9/14 (M. Fleury), 3-0=3 pts.  
Corey Perry vs. BUF, 10/22/14 (M. Neuvirth), 3-0=3 pts.  
Corey Perry vs. TOR, 1/14/15 (J. Bernier), 3-0=3 pts.  
Corey Perry vs. LA, 2/28/16 (Quick), 3-1=4 pts.  
Jakob Silfverberg vs. NJ, 3/14/16 (Kinkaid, Denis), 3-1=4 pts.  
Ryan Kesler vs. PHI, 1/1/17 (S. Mason), 3-0=3 pts.  
Hampus Lindholm @ NYL, 12/21/17 (J. Halak), 3-0=3 pts.  
Rickard Rakell vs. EDM, 2/25/18 (A. Montoya), 3-0=3 pts.  
Cam Fowler vs. CBJ, 11/4/18 (J. Korpisalo), 3-0=3 pts.  
Ondrej Kase vs. DAL, 12/12/18 (B. Bishop), 3-0=3 pts.  
Sam Steel @ VAN, 3/26/19 (J. Markstrom), 3-0=3 pts.  
\*Rickard Rakell @ EDM, 3/30/19 (M. Koskinen), 3-0=3 pts.  
Derek Grant @ STL, 11/16/19 (J. Binnington), 3-0=3 pts.  
\*Nicolas Deslauriers vs. OTT, 3/10/20 (M. Hogberg), 3-0=3 pts.  
Isac Lundestrom vs. STL, 3/1/21 (V. Hussol), 3-0=3 pts.

#### AGAINST (57)

Pavel Bure @ VAN, 4/11/95 (G. Hebert), 3-0=3 pts.  
Owen Nolan vs. SJ, 12/19/95 (Hebert/Shtalenkov), 4-1=5 pts.  
Alexander Mogilny vs. VAN, 12/22/95 (M. Shtalenkov), 3-1=4 pts.  
Brian Savage @ MTL, 10/7/96 (G. Hebert), 3-0=3 pts.  
Martin Rucinsky vs. MTL, 11/6/96 (G. Hebert), 3-0=3 pts.  
Peter Bondra vs. WSH, 12/13/96 (M. Shtalenkov), 3-0=3 pts.  
Jeff O'Neill vs. HFD, 1/31/97 (G. Hebert), 3-0=3 pts.  
Joe Nieuwendyk @ DAL, 3/13/98 (Shtalenkov/Askey), 4-0=4 pts.  
Keith Tkachuk @ PHX, 4/3/98 (M. Shtalenkov), 3-2=5 pts.  
Alexander Selivanov vs. EDM, 2/17/99 (Hebert/Roussel), 3-0=3pts.  
Viktor Kozlov vs. FLA, 1/5/00 (Hebert/Roussel), 3-1=4 pts.  
Pavel Demitra @ STL, 2/12/00 (G. Hebert), 3-0=3 pts.  
Andrew Cassels vs. VAN, 11/8/00 (Hebert/Roussel), 3-0=3pts.  
Michal Handzus @ STL, 12/23/00 (G. Hebert), 3-0=3 pts.  
Brett Hull @ DAL, 3/21/01 (Giguere/Naumenko), 4-0=4 pts.  
Teemu Selanne @ SJ, 3/29/01 (J.S. Giguere), 3-0=3 pts.  
Mark Parrish @ NYL, 11/24/01 (Shields/Giguere), 3-1=4 pts.  
\*Chris Brown @ BUF, 12/04/02 (M. Gerber), 3-0=3 pts.  
Jason Arnott vs. DAL, 11/16/05 (I. Bryzgalov), 3-0=3 pts.  
\*Kevyn Adams vs. CAR, 12/6/05 (I. Bryzgalov), 3-0=3 pts.  
Jonathan Cheechoo @ SJ, 12/20/05 (J.S. Giguere), 3-0=3 pts.  
Alexander Ovechkin vs. WSH, 1/13/06 (J.S. Giguere), 3-0=3 pts.  
Jonathan Cheechoo vs. SJ, 2/1/06 (I. Bryzgalov), 3-0=3 pts.  
Jonathan Cheechoo @ SJ, 4/15/06 (J.S. Giguere), 3-2=5 pts.  
Peter Mueller vs. PHX, 11/7/07 (Bryzgalov/Giguere), 3-0=3 pts.  
\*Mike Knuble @ PHI, 2/2/08 (Hiller), 3-0=3 pts.  
Mark Parrish vs. DAL, 11/7/08 (J.S. Giguere) 3-0=3 pts.  
\*David Booth vs. FLA, 11/9/08 (J.S. Giguere), 3-0=3 pts.  
Ilya Kovalchuk vs. ATL, 2/15/09 (Giguere/Hiller), 3-1=4 pts.  
Niklas Hagman vs. TOR, 10/26/09 (J. Hiller), 3-0=3 pts.  
Henrik Zetterberg vs. DET, 11/14/09 (J. Hiller), 3-2=5 pts.  
Loui Eriksson @ DAL, 12/31/09 (J. Hiller), 3-0=3 pts.  
Michael Grabner vs. VAN, 4/2/10 (C. McElhinney), 3-0=3 pts.  
Anthony Stewart vs. ATL, 10/15/10 (J. Hiller), 3-0=3 pts.  
\*Eric Staal @ CAR, 12/18/10 (J. Hiller), 3-0=3 pts.  
Alexander Semin vs. WSH, 2/16/11 (C. McElhinney), 3-0=3 pts.  
Patrick Sharp vs. CHI, 11/25/11 (J. Hiller) 3-0=3 pts.  
Justin Abdelkader vs. DET, 3/22/13 (Fasth, Hiller), 3-1=4 pts.  
Radim Vrbata vs. PHX, 4/27/13 (Fasth), 3-1=4 pts.  
Phil Kessel @ TOR, 10/22/13 (J. Hiller), 3-0=3 pts.  
Scott Hartnell @ CBJ, 3/24/15 (J. Gibson), 3-0=3 pts.  
Anthony Duclair vs. ARZ, 10/14/15 (Khudobin/Andersen), 3-0=3 pts.  
Jeff Skinner vs. CAR, 12/11/15 (Gibson, Andersen), 3-0=3 pts.  
Tomas Tatar @ DET, 12/17/16 (Bernier, Gibson), 3-0=3 pts.  
Radim Vrbata @ FLA, 10/26/17 (Gibson, Berra), 3-0=3 pts.  
Alex DeBrincat @ CHI, 11/27/17 (Gibson, Miller), 3-1=4 pts.  
Austin Watson @ NSH, 11/25/18 (J. Gibson), 3-0=3 pts.  
Jake Guentzel vs. PIT, 11/11/19 (J. Gibson), 3-0=3 pts.  
Jack Roslovic @ WPG, 2/2/19 (Gibson/Johnson), 3-1=4 pts.  
David Pastinak @ BOS, 10/14/19 (J. Gibson), 4-0=4 pts.  
Connor McDavid vs. EDM, 11/10/19 (J. Gibson), 3-0=3 pts.  
Vinnie Hinostroza @ ARZ, 3/14/19 (R. Miller), 3-0=3 pts.  
Andrew Mangiapane @ CGY, 2/17/20 (R. Miller), 3-1=4 pts.  
William Karlsson vs. VGK, 2/23/20 (J. Gibson), 3-0=3 pts.  
Adrian Kempe vs. LAK, 3/8/21 (J. Gibson), 3-0=3 pts.  
Derek Brassard vs. ARI, 3/20/21 (Miller/Stolarz), 3-0=3 pts.  
Jacob Chychrun vs. ARI, 4/4/21 (J. Gibson), 3-0=3 pts.

# ALL-TIME PENALTY SHOTS



## FOR (18-41)

\*Joe Sacco vs. Jocelyn Thibault; goal, 11/12/97 vs. MTL  
 Paul Kariya vs. Kevin Weekes; goal, 1/21/98 vs. FLA  
 J.F. Jomphe vs. Curtis Joseph; no goal, 4/15/98 @ EDM  
 Tomas Sandstrom vs. Stephane Fiset; goal, 2/15/99 @ LAK  
 \*Paul Kariya vs. Corey Hirsch; goal, 2/20/99 @ VAN  
 Paul Kariya vs. Stephane Fiset; no goal, 3/18/99 @ LAK  
 Teemu Selanne vs. J-Sebastien Aubin; no goal, 10/27/99 vs. PIT  
 Fredrik Olausson vs. Martin Brodeur; goal, 11/24/99 vs. NJ  
 Matt Cullen vs. Milan Hnlicka; no goal, 11/4/01 vs. ATL  
 Dan Bylsma vs. Dan Cloutier; no goal, 12/12/01 vs. VAN  
 Petr Sykora vs. Roman Turek; no goal, 12/29/02 @ CGY  
 Paul Kariya vs. Jamie McLennan; no goal, 3/16/03 vs. CGY  
 Steve Thomas vs. Tomas Vokoun; goal, 4/1/03 @ NSH  
 Scott Niedermayer vs. Pascal Leclaire; no goal, 3/5/06 vs. CBJ  
 #Jonathan Hedstrom vs. Peter Budaj; goal, 3/22/06 vs. COL  
 Andy McDonald vs. Curtis Joseph; goal, 11/3/06 vs. PHX  
 Teemu Selanne vs. Fredrik Norrena, no goal, 1/5/07 vs. CBJ  
 Teemu Selanne vs. Mathieu Garon, no goal, 3/18/07 vs. LAK  
 \*Samuel Pahlsson vs. Fredrik Norrena, goal, 12/10/07 @ CBJ  
 Todd Bertuzzi vs. Evgeni Nabokov, no goal, 12/22/07 @ SJ  
 Chris Kunitz vs. Marty Turco, no goal, 1/15/08 vs. DAL  
 Corey Perry vs. Carey Price, no goal, 10/25/08 @ MTL  
 Todd Marchant vs. Ilya Bryzgalov, no goal, 12/19/09 vs. PHX  
 \*Corey Perry vs. Niklas Backstrom, goal, 12/12/10 vs. MIN  
 Teemu Selanne vs. Corey Crawford, no goal, 1/2/11 vs. CHI  
 #Bobby Ryan vs. Jimmy Howard, goal, 3/2/11 vs. DET  
 #Bobby Ryan vs. Henrik Karlsson, no goal, 3/20/11 vs. CGY  
 Teemu Selanne vs. Brian Elliott, goal, 3/28/11 vs. COL  
 Andrew Coglianov vs. Jason LaBarbera, no goal, 3/6/13 vs. PHX  
 Emerson Etem vs. Mike Smith, no goal, 11/23/13 @ PHX  
 Nate Thompson vs. Marc-Andre Fleury, no goal, 10/9/14 @ PIT  
 Ryan Kesler vs. Michal Neuvirth, goal, 10/13/14 @ BUF  
 Andrew Coglianov vs. Ben Scrivens, goal, 4/1/15 vs. EDM  
 Chris Stewart vs. Steve Mason, goal, 2/9/16 @ PHI  
 Chris Wagner vs. Cory Schneider, no goal, 10/18/16 @ NJD  
 Ondrej Kase vs. Brian Elliot, goal, 10/24/17 vs. PHI  
 Max Jones vs. Pekka Rinne, no goal, 3/12/19 vs. NSH  
 Sam Steel vs. Jacob Markstrom, goal, 3/26/19 @ VAN  
 Troy Terry vs. Pekka Rinne, no goal, 10/22/19 @ NSH  
 Troy Terry vs. Jonas Johansson, no goal, 2/9/20 @ BUF  
 \*Derek Grant vs. Hunter Miska, goal, 3/16/21 @ COL

\*Game Played at Dodger Stadium

^ Shorthanded goal

# Overtime

## AGAINST (12-38)

Cam Neely vs. Ron Tugnutt; no goal, 10/15/93 vs. BOS  
 Dan Quinn vs. Mikhail Shtalenkov; goal, 3/21/95 vs. LA  
 Peter Bondra vs. Mikhail Shtalenkov; no goal, 12/13/96 vs. WSH  
 Alexandre Daigle vs. Guy Hebert; no goal, 12/30/96 @ OTT  
 Tony Amonte vs. Guy Hebert; no goal, 2/1/98 vs. CHI  
 Glen Murray vs. Guy Hebert; no goal, 2/7/98 vs. LAK  
 Ray Whitney vs. Guy Hebert; goal, 3/21/99 vs. FLA  
 Stan Drulia vs. Dominic Roussel; no goal, 10/15/99 @ TB  
 Jarome Iginla vs. J.S. Giguere; no goal, 12/8/01 @ CGY  
 Alexei Zhamnov vs. Steve Shields; no goal, 12/30/01 @ CHI  
 Chris Drury vs. J.S. Giguere; goal, 4/12/02 vs. COL  
 Daniel Sedin vs. J.S. Giguere; no goal, 1/17/04 @ VAN  
 Brett Clark vs. Ilya Bryzgalov; no goal, 11/18/05 vs. COL  
 \*Trevor Linden vs. Ilya Bryzgalov; goal, 11/20/05 vs. VAN  
 Thomas Vanek vs. J.S. Giguere; goal, 12/8/05 @ BUF  
 \*Jonathan Cheechoo vs. J.S. Giguere; goal, 12/20/05 @ SJS  
 Jeri Lehtinen vs. J.S. Giguere, goal, 1/28/07 vs. DAL  
 Henrik Sedin vs. Jonas Hiller, no goal, 11/27/07 @ VAN  
 Milan Michalek vs. J.S. Giguere, no goal, 12/16/07 vs. SJS  
 Torrey Mitchell vs. J. S. Giguere, no goal, 12/17/09 vs. SJS  
 Jamie Benn vs. Jonas Hiller, no goal, 11/12/10 vs. DAL  
 Olli Jokinen vs. Curtis McElhinney, no goal, 2/11/11 @ CGY  
 \*Martin Erat vs. Jonas Hiller, goal, 11/9/11 vs. NSH  
 David Booth vs. Jonas Hiller, no goal, 4/3/12 @ VAN  
 Alex Burrows vs. Jonas Hiller, no goal, 1/25/13 vs. VAN  
 Dustin Brown vs. Jonas Hiller, no goal, 2/25/13 @ LAK  
 James Van Riemsdyk vs. Jonas Hiller, no goal, 11/22/14 @ TOR  
 \*Anze Kopitar vs. Jonas Hiller, no goal, 1/25/14 @ LAK  
 Anze Kopitar vs. Frederik Andersen, goal, 11/12/14 vs. LAK  
 Brad Malone vs. Frederik Andersen, goal, 2/3/15 vs. CAR  
 Mike Hoffman vs. Frederik Andersen, no goal, 3/26/16 @ OTT  
 Scott Wilson vs. John Gibson, no goal, 11/2/16 @ PIT  
 Ryan Reaves vs. John Gibson, no goal, 3/10/17 @ STL  
 Jonathan Marchessault vs. John Gibson, goal, 12/31/19 @ VEG  
 Nathan MacKinnon vs. John Gibson, no goal, 1/22/21 vs. COL  
 \*Christian Dvorak vs. John Gibson, goal, 2/22/21 @ ARI  
 #Clayton Keller vs. John Gibson, no goal, 4/4/21 vs. ARI  
 Chandler Stephenson vs. John Gibson, no goal, 4/16/ 21 vs. VEG

# ALL-TIME SHUTOUTS

## BY THE DUCKS (137)

**1993-94 (3)**  
12/15/93 @ Toronto, 1-0 (Guy Hebert - 38 saves)  
12/28/93 @ N.Y. Islanders, 3-0 (Ron Tugnutt - 38 saves)  
2/4/94 vs. Vancouver, 3-0 (Guy Hebert - 22 saves)

**1994-95 (2)**  
3/15/95 @ Calgary, 5-0 (Guy Hebert - 29 saves)  
4/17/95 vs. San Jose, 3-0 (Guy Hebert - 27 saves)

**1995-96 (4)**  
11/1/95 vs. St. Louis, 3-0 (Guy Hebert - 28 saves)  
3/13/96 vs. Colorado, 4-0 (Guy Hebert - 27 saves)  
4/3/96 vs. Edmonton, 1-0 (Guy Hebert - 27 saves)  
4/8/96 vs. Vancouver, 2-0 (Guy Hebert - 32 saves)

**1996-97 (6)**  
10/9/96 @ Chicago, 2-0 (Mikhail Shtalenkov - 26 saves)  
11/23/96 @ San Jose, 3-0 (Guy Hebert - 25 saves)  
11/29/96 vs. Chicago, 2-0 (Guy Hebert - 27 saves)  
12/20/96 vs. Calgary, 7-0 (Guy Hebert - 39 saves)  
1/1/97 @ Florida, 3-0 (Guy Hebert - 28 saves)  
2/30/97 @ Detroit, 1-0, OT (Mikhail Shtalenkov - 26 saves)

**1997-98 (4)**  
10/30/97 @ Boston, 3-0 (Guy Hebert - 25 saves)  
11/22/97 @ St. Louis, 2-0 (Guy Hebert - 23 saves)  
11/26/97 vs. New Jersey, 2-0 (Guy Hebert - 29 saves)  
2/30/98 @ Edmonton, 4-0 (Mikhail Shtalenkov - 26 saves)

**1998-99 (7)**  
10/21/98 vs. Boston, 3-0 (Guy Hebert - 26 saves)  
11/14/98 @ Calgary, 1-0 (Guy Hebert - 24 saves)  
12/11/98 vs. Washington, 1-0 (Guy Hebert - 31 saves)  
12/13/98 vs. Los Angeles, 3-0 (Guy Hebert - 35 saves)  
12/22/98 @ Colorado, 1-0 (Dominic Roussel - 45 saves)  
2/3/99 vs. Chicago, 3-0 (Guy Hebert - 35 saves)  
4/11/99 vs. Phoenix, 3-0 (Guy Hebert - 40 saves)

**1999-00 (5)**  
10/8/99 vs. Dallas, 3-0 (Guy Hebert - 37 saves)  
11/9/99 @ Toronto, 2-0 (Guy Hebert - 19 saves)  
12/17/99 vs. Chicago, 2-0 (Guy Hebert - 21 saves)  
12/26/99 @ San Jose, 1-0 (Dominic Roussel - 26 saves)  
3/5/00 vs. Nashville, 1-0 (Guy Hebert - 33 saves)

**2000-01 (6)**  
12/3/00 vs. Los Angeles, 4-0 (Guy Hebert - 29 saves)  
12/8/00 @ Minnesota, 1-0, OT (Guy Hebert - 27 saves)  
2/21/01 vs. San Jose, 1-0 (J.S. Giguere - 24 saves)  
3/4/01 vs. Los Angeles, 4-0 (J.S. Giguere - 25 saves)  
3/11/01 vs. Nashville, 1-0, OT (J.S. Giguere - 31 saves)  
3/13/01 @ Nashville, 2-0 (J.S. Giguere - 33 saves)

**2001-02 (5)**  
11/4/01 vs. Atlanta, 5-0 (J.S. Giguere - 24 saves)  
12/8/01 vs. Calgary, 4-0 (Giguere/Shields - 18 saves)  
12/23/01 @ Phoenix, 4-0 (J.S. Giguere - 24 saves)  
1/28/02 @ St. Louis, 1-0 (J.S. Giguere - 15 saves)  
4/5/02 vs. Edmonton, 2-0 (J.S. Giguere - 26 saves)

**2002-03 (9)**  
11/10/02 vs. Minnesota, 1-0 (J.S. Giguere - 26 saves)  
12/8/02 vs. Nashville, 3-0 (J.S. Giguere - 20 saves)  
12/11/02 vs. Washington, 3-0 (J.S. Giguere - 26 saves)  
12/15/02 vs. Pittsburgh, 5-0 (J.S. Giguere - 19 saves)  
12/22/02 vs. Phoenix, 4-0 (J.S. Giguere - 24 saves)  
1/18/03 @ Minnesota, 2-0 (J.S. Giguere - 33 saves)  
2/19/03 vs. Columbus, 2-0 (J.S. Giguere - 26 saves)  
2/23/03 @ Carolina, 4-0 (Martin Gerber - 28 saves)  
3/24/03 vs. Columbus, 5-0 (J.S. Giguere - 29 saves)

**2003-04 (5)**  
10/21/03 @ San Jose, 2-0 (Martin Gerber - 34 saves)  
12/7/03 vs. Dallas, 4-0 (Martin Gerber - 32 saves)  
12/19/03 vs. Colorado, 1-0 (J.S. Giguere - 38 saves)  
12/29/03 @ Tampa Bay, 2-0 (J.S. Giguere - 31 saves)  
3/3/04 vs. Minnesota, 2-0 (J.S. Giguere - 28 saves)

**2005-06 (3)**  
1/21/06 vs. Florida, 1-0 (J.S. Giguere - 30 saves)  
1/26/06 @ San Jose, 2-0 (Ilya Bryzgalov - 24 saves)  
1/15/04 @ Edmonton, 1-0 (Tommy Salo - 28 saves)  
2/4/06 @ San Jose, 2-0 (J.S. Giguere - 35 saves)

**2006-07 (5)**  
10/9/06 vs. St. Louis, 2-0 (J.S. Giguere - 34 saves)  
10/28/06 @ Chicago, 3-0 (Ilya Bryzgalov - 14 saves)  
11/9/06 @ Vancouver, 6-0 (J.S. Giguere - 20 saves)  
11/21/06 vs. San Jose, 5-0 (J.S. Giguere - 23 saves)  
12/6/06 vs. Nashville, 4-0 (J.S. Giguere - 21 saves)

**2007-08 (4)**  
12/18/07 @ San Jose, 2-0 (J.S. Giguere - 20 saves)  
1/9/08 vs. Toronto, 5-0 (J.S. Giguere - 28 saves)  
2/1/08 @ St. Louis, 0-1\* (J.S. Giguere - 20 saves) \*SOL  
2/5/08 @ NY Islanders, 3-0 (J.S. Giguere - 25 saves)

**2008-09 (6)**

## BY OPPONENTS (143)

**1993-94 (9)**  
10/20/93 @ New Jersey, 4-0 (Martin Brodeur - 17 saves)  
11/27/93 @ San Jose, 1-0 (Arturs Irbe - 15 saves)  
12/19/93 @ Chicago, 2-0 (Ed Belfour - 22 saves)  
12/30/93 @ Washington, 3-0 (Rick Tabaracci - 26 saves)  
2/18/94 vs. Quebec, 1-0 (Stephane Fiset - 28 saves)  
3/6/94 @ San Jose, 6-0 (Arturs Irbe - 25 saves)  
3/8/94 @ Chicago (in Phoenix), 3-0 (Ed Belfour - 31 saves)  
3/9/94 vs. Buffalo, 3-0 (Dominik Hasek - 24 saves)  
4/11/94 vs. Calgary, 3-0 (Mike Vernon - 27 saves)

**1994-95 (6)**  
2/7/95 vs. Chicago, 3-0 (Ed Belfour - 16 saves)  
2/12/95 @ Edmonton, 2-0 (Bill Ranford - 29 saves)  
3/3/95 @ Dallas, 4-0 (Darcy Wakaluk - 27 saves)  
3/5/95 @ Chicago, 3-0 (Ed Belfour - 16 saves)  
4/7/95 vs. Dallas, 2-0 (Andy Moog - 18 saves)  
4/11/95 @ Vancouver, 5-0 (Kirk McLean - 25 saves)

**1995-96 (2)**  
11/22/95 @ Edmonton, 2-0 (Bill Ranford - 31 saves)  
12/12/96 @ Chicago, 3-0 (Jeff Hackett - 13 saves)

**1996-97 (1)**  
10/22/96 @ Philadelphia, 3-0 (Ron Hextall - 12 saves)

**1997-98 (11)**  
10/13/97 vs. Boston, 3-0 (Jim Carey - 27 saves)  
11/16/97 vs. Dallas, 4-0 (Ed Belfour - 31 saves)  
11/19/97 vs. Chicago, 4-0 (Jeff Hackett - 27 saves)  
11/24/97 @ Dallas, 5-0 (Ed Belfour - 13 saves)  
12/3/97 @ Buffalo, 4-0 (Dominik Hasek - 29 saves)  
12/10/97 vs. Pittsburgh, 3-0 (Tom Barraso - 28 saves)  
12/28/97 @ Chicago, 2-0 (Jeff Hackett - 27 saves)  
1/14/98 vs. Colorado, 2-0 (Patrick Roy - 33 saves)  
3/4/98 vs. Detroit, 2-0 (Kevin Hodson - 35 saves)  
3/6/98 vs. San Jose, 3-0 (Mike Vernon - 23 saves)  
3/18/98 @ New Jersey, 3-0 (Martin Brodeur - 25 saves)

**1998-99 (5)**  
10/10/98 @ Washington, 1-0 (Olaf Kolzig - 29 saves)  
10/13/98 @ Montreal, 1-0 (Jocelyn Thibault - 30 saves)  
1/30/99 @ Edmonton, 1-0 (Mikhail Shtalenkov - 22 saves)  
3/12/99 @ Dallas, 4-0 (Ed Belfour - 27 saves)  
3/13/99 @ Phoenix, 1-0 (Nikolai Khabibulin - 27 saves)

**1999-00 (5)**  
10/2/99 @ Dallas, 2-0 (Ed Belfour - 22 saves)  
10/5/99 @ Phoenix, 4-0 (Mikhail Shtalenkov - 21 saves)  
10/31/99 vs. Phoenix, 3-0 (Mikhail Shtalenkov - 33 saves)  
1/12/00 vs. Ottawa, 2-0 (Ron Tugnutt - 32 saves)  
1/17/00 vs. Buffalo, 5-0 (Martin Biron - 17 saves)

**2000-01 (8)**  
11/15/00 vs. Colorado, 3-0 (Patrick Roy - 41 saves)  
12/5/00 @ St. Louis, 1-0 (Roman Turek - 19 saves)  
12/10/00 vs. Dallas, 1-0 (Ed Belfour - 29 saves)  
1/12/01 vs. Buffalo, 4-0 (Dominik Hasek - 21 saves)  
1/14/01 @ Carolina, 4-0 (Arturs Irbe - 27 saves)  
1/24/01 vs. Minnesota, 5-0 (Manny Fernandez - 20 saves)  
1/31/01 vs. Nashville, 3-0 (Mike Dunham - 26 saves)  
3/21/01 @ Dallas, 8-0 (Ed Belfour - 17 saves)

**2001-02 (5)**  
11/9/01 vs. Detroit, 1-0 (Dominik Hasek - 19 saves)  
11/21/01 @ Florida, 6-0 (Roberto Luongo - 30 saves)  
11/28/01 vs. Edmonton, 2-0 (Jussi Markkanen - 27 saves)  
12/12/01 vs. Vancouver, 1-0 (Dan Cloutier - 26 saves)  
4/14/02 @ Los Angeles, 1-0 (Jamie Storr - 23 saves)

**2002-03 (5)**  
11/22/02 vs. Dallas, 4-0 (Marty Turco - 31 saves)  
12/4/02 vs. Buffalo, 4-0 (Martin Biron - 22 saves)  
1/3/03 vs. Philadelphia, 1-0 (Robert Esche - 28 saves)  
1/8/03 vs. Edmonton, 1-0 (Jussi Markkanen - 32 saves)  
2/25/03 @ Tampa Bay, 2-0 (Nikolai Khabibulin - 24 saves)

**2003-04 (5)**  
10/12/03 vs. Phoenix, 2-0 (Sean Burke - 31 saves)  
10/17/03 vs. Ottawa, 3-0 (Patrick Lalime - 27 saves)  
12/13/03 @ San Jose, 2-0 (Evgeni Nabokov - 28 saves)  
2/22/04 @ Dallas, 4-0 (Marty Turco - 14 saves)

**2005-06 (4)**  
11/4/05 vs. San Jose, 1-0 (Nolan Schafer - 21 saves)  
12/28/05 @ Columbus, 1-0 (Marc Denis - 40 saves)  
3/1/06 vs. Detroit, 2-0 (Chris Osgood - 24 saves)  
4/11/06 @ Calgary, 3-0 (Miikka Kiprusoff - 32 saves)

**2006-07 (6)**  
11/10/06 @ Calgary, 3-0 (Miikka Kiprusoff - 37 saves)  
12/23/06 @ Phoenix, 2-0 (Mikael Tellqvist - 29 saves)  
2/3/07 @ Nashville, 1-0 (Tomas Vokoun - 36 saves)  
2/10/07 @ Dallas, 1-0 (Mike Smith - 32 saves)  
2/13/07 @ Colorado, 2-0 (Peter Budaj - 39 saves)  
3/26/07 @ Detroit, 1-0 (Dominik Hasek - 25 saves)





10/17/08 vs. San Jose, 4-0 (J.S. Giguere - 38 saves)  
 11/4/08 @ Los Angeles, 1-0 (J.S. Giguere - 35 saves)  
 11/16/08 vs. Los Angeles, 2-0 (Jonas Hiller - 29 saves)  
 11/28/08 vs. Chicago, 1-0 (Jonas Hiller - 26 saves)  
 1/4/09 vs. Phoenix, 2-0 (Jonas Hiller - 29 saves)  
 1/17/09 @ Minnesota, 3-0 (Jonas Hiller - 30 saves)

## 2009-10 (3)

11/5/09 vs. Nashville, 4-0 (Jonas Hiller - 40 saves)  
 11/27/09 vs. Chicago, 3-0 (J.S. Giguere - 28 saves)  
 2/1/10 @ Florida, 3-0 (Jonas Hiller - 33 saves)

## 2010-11 (7)

11/10/10 vs. NY Islanders, 1-0 (Curtis McElhinney - 27 saves)  
 11/29/10 vs. Los Angeles, 2-0 (Jonas Hiller - 27 saves)  
 12/20/10 @ Boston, 3-0 (Jonas Hiller - 45 saves)  
 1/7/11 vs. Columbus, 6-0 (Jonas Hiller - 27 saves)  
 1/9/11 vs. San Jose, 1-0 (Jonas Hiller - 37 saves)  
 2/5/11 @ Colorado, 3-0 (Curtis McElhinney - 25 saves)  
 2/13/11 @ Edmonton, 4-0 (Jonas Hiller - 12 saves)

## 2011-12 (4)

10/14/11 vs. San Jose, 1-0 (Jonas Hiller - 31 saves)  
 1/13/12 @ Edmonton, 5-0 (Jonas Hiller - 33 saves)  
 2/19/12 @ Florida, 2-0 (Jonas Hiller - 31 saves)  
 3/14/12 vs. Detroit, 4-0 (Jonas Hiller - 23 saves)

## 2012-13 (5)

2/6/13 @ Colorado, 3-0 (Viktor Fasth - 31 saves)  
 3/6/13 vs. Phoenix, 2-0 (Jonas Hiller - 18 saves)  
 3/8/13 vs. Calgary, 4-0 (Viktor Fasth - 29 saves)  
 4/1/13 @ Dallas, 4-0 (Viktor Fasth - 26 saves)  
 4/22/13 @ Edmonton, 3-0 (Viktor Fasth - 24 saves)

## 2013-14 (6)

10/10/13 vs. NY Rangers, 6-0 (Jonas Hiller - 34 saves)  
 11/22/13 vs. Tampa Bay, 1-0, OT (Jonas Hiller - 31 saves)  
 1/12/14 vs. Detroit, 1-0 (Jonas Hiller - 22 saves)  
 1/25/14 @ Los Angeles\*, 3-0 (Jonas Hiller - 36 saves)  
 2/28/14 vs. St. Louis, 1-0 (Jonas Hiller - 18 saves)  
 4/7/14 @ Vancouver, 3-0 (John Gibson - 18 saves)

## 2014-15 (4)

10/19/14 vs. St. Louis, 3-0 (Frederik Andersen - 28 saves)  
 10/28/14 @ Chicago, 1-0 (John Gibson - 38 saves)  
 1/14/15 vs. Toronto, 4-0 (Frederik Andersen - 28 saves)  
 1/27/15 @ Vancouver, 4-0 (Frederik Andersen - 17 saves)

## 2015-16 (8)

11/7/15 @ San Jose, 1-0 (Anton Khudobin - 31 saves)  
 11/30/15 vs. Vancouver, 4-0 (John Gibson - 25 saves)  
 12/4/15 vs. San Jose, 1-0 (John Gibson - 23 saves)  
 12/29/15 @ Calgary, 1-0 (John Gibson - 14 saves)  
 2/31/15 @ Edmonton, 1-0 (John Gibson - 21 saves)  
 2/24/16 vs. Buffalo, 1-0 (Frederik Andersen - 26 saves)  
 3/18/16 vs. Boston, 4-0 (Frederik Andersen - 38 saves)  
 4/10/16 @ Washington, 2-0 (Frederik Andersen - 24 saves)

## 2016-17 (8)

11/1/16 @ Los Angeles, 4-0 (John Gibson - 30 saves)  
 1/4/17 vs. Detroit, 2-0 (John Gibson - 23 saves)  
 1/10/17 vs. Dallas, 2-0 (John Gibson - 34 saves)  
 1/14/17 @ Phoenix, 3-0 (Jonathan Bernier - 26 saves)  
 2/14/17 @ Minnesota, 1-0 (John Gibson - 37 saves)  
 2/19/17 vs. Los Angeles, 1-0 (John Gibson - 24 saves)  
 3/9/17 @ Chicago, 1-0 (Jonathan Bernier - 43 saves)  
 4/6/17 vs. Chicago, 4-0 (John Gibson - 37 saves)

## 2017-18 (9)

12/6/17 vs. Ottawa, 3-0 (Ryan Miller - 29 saves)  
 12/23/17 @ Pittsburgh, 4-0 (John Gibson - 29 saves)  
 1/2/18 @ Vancouver, 5-0 (Ryan Miller - 31 saves)  
 2/19/18 @ Vegas, 2-0 (J. Gibson/R. Miller - 13/20 saves)  
 2/21/18 vs. Dallas, 2-0 (Ryan Miller - 41 saves)  
 3/6/18 vs. Washington, 4-0 (John Gibson - 36 saves)  
 3/14/18 vs. Vancouver, 3-0 (John Gibson - 32 saves)  
 3/21/18 @ Calgary, 4-0 (John Gibson - 29 saves)  
 4/7/18 @ Arizona, 3-0 (Ryan Miller - 31 saves)

## 2018-19 (4)

10/6/18 vs. Arizona, 1-0 (John Gibson - 41 saves)  
 1/17/19 @ Minnesota, 3-0 (John Gibson - 37 saves)  
 2/13/19 vs. Vancouver, 1-0 (Kevin Boyle - 35 saves)  
 2/19/19 vs. Minnesota, 4-0 (Ryan Miller - 31 saves)

## 2019-20 (1)

11/25/19 vs. NY Islanders, 3-0 (John Gibson - 26 saves)

## 2020-21 (4)

1/18/21 vs. Minnesota, 1-0 (John Gibson - 34 saves)  
 1/26/21 @ Arizona, 1-0 (John Gibson - 31 saves)  
 2/11/21 @ Vegas, 1-0 (John Gibson - 21 saves)  
 \*4/12/21 @ San Jose, 4-0 (Anthony Stolarz - 46 saves)

## 2007-08 (10)

10/5/07 @ Columbus, 4-0 (Pascal Leclaire - 28 saves)  
 10/14/07 vs. Minnesota, 2-0 (Josh Harding - 37 saves)  
 10/25/07 vs. Phoenix, 1-0 (Alexander Auld - 31 saves)  
 11/5/07 vs. Dallas, 5-0 (Marty Turco - 19 saves)  
 11/27/07 @ Vancouver, 4-0 (Roberto Loungo - 26 saves)  
 12/2/07 vs. Edmonton, 4-0 (Mathieu Garon - 25 saves)  
 2/1/08 @ St. Louis, 1-0 (Manny Legace - 30 saves)  
 2/2/08 @ Philadelphia, 3-0 (Martin Biron - 27 saves)  
 3/5/08 @ Chicago, 3-0 (Corey Crawford - 19 saves)  
 3/6/08 @ Colorado, 1-0 (Jose Theodore - 27 saves)

## 2008-09 (5)

12/11/08 @ San Jose, 2-0 (Evgeni Nabokov - 31 saves)  
 12/31/08 vs. Columbus, 2-0 (Steve Mason - 27 saves)  
 2/4/09 @ Minnesota, 3-0 (Niklas Backstrom - 34 saves)  
 2/26/09 @ Boston, 6-0 (Tim Thomas - 35 saves)  
 3/15/09 vs. San Jose, 1-0 (Evgeni Nabokov - 34 saves)

## 2009-10 (6)

10/11/09 @ NY Rangers, 3-0 (Stephen Valiquette - 18 svcs)  
 10/17/09 vs. St. Louis, 5-0 (Ty Conklin - 26 saves)  
 12/23/09 @ Phoenix, 4-0 (Ilya Bryzgalov - 21 saves)  
 1/14/10 @ Los Angeles, 4-0 (Jonathan Quick - 22 saves)  
 3/6/10 @ Phoenix, 4-0 (Ilya Bryzgalov - 32 saves)  
 3/12/10 vs. Nashville, 1-0 (Pekka Rinne - 31 saves)

## 2010-11 (4)

10/8/10 @ Detroit, 4-0 (Jimmy Howard - 21 saves)  
 12/3/10 vs. Detroit, 4-0 (Jimmy Howard - 41 saves)  
 12/5/10 vs. Phoenix, 3-0 (Ilya Bryzgalov - 26 saves)  
 3/6/11 vs. Vancouver, 3-0 (Cory Schneider - 26 saves)

## 2011-12 (7)

10/29/11 @ Nashville, 3-0 (Pekka Rinne - 20 saves)  
 11/5/11 @ Detroit, 5-0 (Jimmy Howard - 22 saves)  
 1/12/12 @ Calgary, 1-0 (Miikka Kiprusoff - 23 saves)  
 1/24/12 @ Dallas, 1-0 (Kari Lehtonen - 27 saves)  
 2/29/12 vs. Buffalo, 2-0 (Ryan Miller - 43 saves)  
 3/10/12 @ Dallas, 2-0 (Kari Lehtonen - 21 saves)  
 3/31/12 @ Phoenix, 4-0 (Mike Smith - 44 saves)

## 2012-13 (2)

1/25/13 vs. Vancouver, 5-0 (Cory Schneider - 30 saves)  
 3/27/13 @ San Jose, 4-0 (Antti Niemi - 22 saves)

## 2013-14 (2)

2/1/14 vs. Dallas, 2-0 (Dan Ellis - 26 saves)  
 2/5/14 vs. Chicago, 2-0 (Corey Crawford - 29 saves)

## 2014-15 (4)

10/30/14 @ St. Louis, 2-0 (Jake Allen - 24 saves)  
 12/31/14 vs. San Jose, 3-0 (Antti Niemi - 28 saves)  
 2/25/15 vs. Ottawa, 3-0 (Andrew Hammond - 25 saves)  
 4/8/15 vs. Dallas, 4-0 (Jonas Enroth - 19 saves)

## 2015-16 (9)

10/10/15 @ San Jose, 2-0 (Martin Jones - 27 saves)  
 10/14/15 vs. Arizona, 4-0 (Mike Smith - 37 saves)  
 10/16/15 vs. Colorado, 3-0 (Devon Berra - 35 saves)  
 10/24/15 @ Minnesota, 3-0 (Devan Dubnyk - 15 saves)  
 10/26/15 @ Chicago, 1-0 (Corey Crawford - 39 saves)  
 11/21/15 @ Tampa Bay, 5-0 (Ben Bishop - 30 saves)  
 12/17/15 @ Buffalo, 3-0 (Chad Johnson - 44 saves)  
 1/6/16 vs. Toronto, 4-0 (Jonathan Bernier - 39 saves)  
 3/9/16 @ Colorado, 3-0 (Semyon Varlamov - 37 saves)

## 2016-17 (3)

10/28/16 @ Columbus, 4-0 (Sergei Bobrovsky - 35 saves)  
 11/12/16 @ Nashville, 5-0 (Pekka Rinne - 27 saves)  
 1/25/17 @ Edmonton, 4-0 (Cam Talbot - 26 saves)

## 2017-18 (2)

10/09/17 vs. Calgary, 2-0 (Mike Smith - 43 saves)  
 2/24/18 @ Arizona, 2-0 (Antti Ranta - 26 saves)

## 2018-19 (9)

11/14/18 @ Vegas, 5-0 (Marc-Andre Fleury - 29 saves)  
 12/22/18 @ Buffalo, 3-0 (Linus Ullmark - 40 saves)  
 1/6/19 vs. Edmonton, 4-0 (Cam Talbot - 39 saves)  
 1/20/19 @ NY Islanders, 3-0 (Robin Lehner - 19 saves)  
 2/7/19 @ Ottawa, 4-0 (Anders Nilsson - 45 saves)  
 2/15/19 vs. Boston, 3-0 (Jaroslav Halak - 30 saves)  
 2/25/19 @ Vancouver, 4-0 (Jacob Markstrom - 29 saves)  
 3/1/19 vs. Vegas, 3-0 (Marc-Andre Fleury - 34 saves)  
 3/20/19 vs. Winnipeg, 3-0 (Connor Hellebuyck - 29 saves)

## 2019-20 (5)

11/29/19 vs. Winnipeg, 3-0 (Connor Hellebuyck - 24 saves)  
 1/9/20 vs. Dallas, 3-0 (Ben Bishop - 27 saves)  
 2/3/20 vs. Calgary, 6-0 (Cam Talbot - 44 saves)  
 2/21/20 vs. Colorado, 1-0 (Pavel Francouz - 26 saves)  
 3/1/20 vs. New Jersey, 3-0 (Cory Schneider - 34 saves)

## 2020-21 (3)

3/12/21 vs. San Jose, 6-0 (Devan Dubnyk - 34 saves)  
 4/9/21 vs. Colorado, 2-0 (Jonas Johansson - 28 saves)  
 4/16/21 vs. Vegas, 4-0 (Robin Lehner - 16 saves)

\* Game Played at Dodger Stadium

^ Club record

# ALL-TIME TOP GAMES BY DUCKS

## REGULAR SEASON

### FIVE-OR-MORE POINTS

Player	Date	Opponent	Goals	Assists	Points	+/-
Ryan Getzlaf	11/24/15	vs. Calgary	0	5	5	+3
Teemu Selanne	3/28/11	vs. Colorado	3	2	5	+2
Corey Perry	12/12/10	vs. Minnesota	3	2	5	+4
Jason Blake	3/31/10	@ Colorado	1	4	5	+4
Corey Perry	10/31/08	vs. Vancouver	1	4	5	+0
Ryan Getzlaf	10/29/08	vs. Detroit	0	5	5	+1
Teemu Selanne	2/24/08	vs. Chicago	3	2	5	+3
Teemu Selanne	11/19/06	vs. Phoenix	0	5	5	+2
Paul Kariya	12/18/02	vs. St. Louis	2	3	5	+2
Teemu Selanne	2/19/01	vs. Calgary	2	3	5	+3
Paul Kariya	2/16/00	vs. Calgary	1	4	5	+2
Teemu Selanne	1/1/99	@ Buffalo	3	2	5	+4
Paul Kariya	1/21/98	vs. Florida	3	2	5	+5
Dmitri Mironov	12/12/97	vs. Washington	0	5	5	+5
Paul Kariya	12/20/96	vs. Calgary	2	3	5	+5
Teemu Selanne	10/10/96	@ Colorado	2	3	5	+3

### THREE-OR-MORE GOALS

Player	Date	Opponent	Goals
Isac Lundestrom	3/1/21	vs. St. Louis	3
Nicolas Deslauriers	3/10/20	vs. Ottawa	3
Derek Grant	11/16/19	@ St. Louis	3
Rickard Rakell	3/30/19	@ Edmonton	3
Sam Steel	3/26/19	@ Vancouver	3
Ondrej Kase	12/12/18	vs. Dallas	3
Cam Fowler	11/4/18	vs. Columbus	3
Rickard Rakell	2/25/18	vs. Edmonton	3
Hampus Lindholm	12/21/17	@ NY Islanders	3
Ryan Kesler	1/1/17	vs. Philadelphia	3
Jakob Silfverberg	3/14/16	vs. New Jersey	3
Corey Perry	2/28/16	vs. Los Angeles	3
Corey Perry	1/14/15	vs. Toronto	3
Corey Perry	10/22/14	vs. Buffalo	3
Corey Perry	10/9/14	@ Pittsburgh	3
Ryan Getzlaf	12/21/13	@ NY Islanders	3
Ryan Getzlaf	11/8/13	vs. Buffalo	3
Andrew Coglian	3/2/13	@ Phoenix	3
Kyle Palmieri	2/27/13	vs. Nashville	3
Nick Bonino	2/2/13	vs. Los Angeles	3
Corey Perry	2/12/12	@ Columbus	3
Andrew Coglian	1/31/12	@ Phoenix	3
Saku Koivu	1/10/12	vs. Dallas	3
Corey Perry	1/8/12	vs. Columbus	3
Corey Perry	4/6/11	vs. San Jose	3
Teemu Selanne	3/28/11	vs. Colorado	3
Lubomir Visnovsky	3/4/11	vs. Dallas	3
Corey Perry	2/5/11	@ Colorado	3
Bobby Ryan	1/12/11	vs. St. Louis	3
Corey Perry	12/12/10	vs. Minnesota	3
Bobby Ryan	11/27/10	@ Phoenix	3
Bobby Ryan	1/8/09	@ Los Angeles	3
Teemu Selanne	10/29/08	vs. Detroit	3
Teemu Selanne	2/24/08	vs. Chicago	3
Teemu Selanne	1/11/07	@ Dallas	3
Chris Kunitz	11/19/06	vs. Phoenix	3
Jonathan Hedstrom	1/9/06	vs. Los Angeles	3
Vaclav Prospal	1/23/04	vs. Minnesota	3
Paul Kariya	10/31/02	@ Boston	3
Paul Kariya	2/6/02	vs. Philadelphia	3
Paul Kariya	1/14/02	vs. Nashville	3
Paul Kariya	3/29/01	@ San Jose	3
Paul Kariya	2/19/01	vs. Calgary	3
Teemu Selanne	2/1/01	@ Phoenix	3
Marty McInnis	10/23/00	vs. Los Angeles	3
Teemu Selanne	11/26/99	@ Dallas	3
Teemu Selanne	1/1/99	@ Buffalo	3
Teemu Selanne	3/22/98	@ Ottawa	3
Paul Kariya	1/21/98	vs. Florida	3
Teemu Selanne	11/10/97	vs. San Jose	3
Teemu Selanne	10/26/97	@ N.Y. Rangers	3
Paul Kariya	1/23/97	@ Phoenix	3
Paul Kariya	1/10/97	vs. Buffalo	3
Teemu Selanne	11/1/96	vs. San Jose	3
Garry Valk	3/22/96	@ St. Louis	3
Teemu Selanne	3/17/96	vs. St. Louis	3
Teemu Selanne	2/25/96	vs. San Jose	3
Terry Yake	10/19/93	@ N.Y. Rangers	3

### FOUR-OR-MORE ASSISTS

Player	Date	Opponent	Assists
Ryan Getzlaf	11/24/15	vs. Calgary	5
Ryan Getzlaf	10/29/08	vs. Detroit	5
Teemu Selanne	11/19/06	vs. Phoenix	5
Dmitri Mironov	12/12/97	vs. Washington	5
Corey Perry	2/5/18	@ Toronto	4
Ryan Getzlaf	12/21/17	@ NY Islanders	4
Ryan Getzlaf	3/26/17	vs. NY Rangers	4
F. Beauchemin	2/24/13	@ Colorado	4
Ryan Getzlaf	1/13/12	@ Edmonton	4
Ryan Getzlaf	4/6/11	vs. San Jose	4
Ryan Getzlaf	11/27/10	@ Phoenix	4
Jason Blake	3/31/10	@ Colorado	4
Ryan Getzlaf	4/4/09	@ Vancouver	4
Corey Perry	10/31/08	vs. Vancouver	4
Andy McDonald	1/11/07	@ Dallas	4
Ryan Getzlaf	3/24/06	vs. Nashville	4
Rob Niedermayer	3/21/04	vs. Detroit	4
Niclas Havelid	1/23/04	vs. Minnesota	4
Matt Cullen	12/15/02	vs. Pittsburgh	4
Paul Kariya	2/16/00	vs. Calgary	4
Fredrik Olausson	1/1/99	@ Buffalo	4
Paul Kariya	12/16/98	vs. Nashville	4
Teemu Selanne	12/1/98	@ Pittsburgh	4
Shaun Van Allen	3/9/95	vs. Detroit	4

# ALL-TIME TOP GAMES BY DUCKS



## 45-OR-MORE SAVES

Goaltender	Date	Opponent	Saves	Shots Faced	Final Score
John Gibson	1/1/17	vs. Philadelphia	51	54	4-3 win (SO)
Jonas Hiller	12/19/08	@ Edmonton	51	53	3-2 win (SO)
J.S. Giguere	3/21/04	vs. Detroit	51	57	8-6 win
Mikhail Shtalenkov	3/22/98	@ Ottawa	51	53	5-2 win
John Gibson	11/19/17	vs. Florida	50	52	3-2 win
John Gibson	10/20/17	vs. Montreal	49	51	6-2 win
Frederik Andersen	3/2/14	vs. Carolina	49	52	5-3 win
Jonas Hiller	12/3/13	vs. Los Angeles	49	51	3-2 loss (SO)
Jonas Hiller	4/8/10	@ Dallas	49	51	3-2 loss (SO)
John Gibson	4/16/21	vs. Vegas	47	51	4-0 loss
J.S. Giguere	10/25/08	@ Montreal	47	51	6-4 win
Guy Hebert	2/1/98	vs. Chicago	47	50	4-3 win (OT)
Anthony Stolarz	4/12/21	@ San Jose	46	46	4-0 win
Ryan Miller	2/1/20	@ Los Angeles	46	47	3-1 win
Jonas Hiller	2/3/10	vs. Detroit	46	47	3-1 win
Ron Tugnutt	11/21/93	@ Edmonton	46	48	4-2 win
John Gibson	10/28/18	vs. San Jose	45	49	4-3 loss (OT)
John Gibson	11/22/17	vs. Vegas	45	49	4-2 loss
Jonas Hiller	12/20/10	@ Boston	45	45	3-0 win
Jonas Hiller	10/9/10	@ Nashville	45	49	4-1 loss
Guy Hebert	2/3/00	@ Philadelphia	45	48	3-3 tie (OT)
Dominic Roussel	12/22/98	@ Colorado	45	45	1-0 win
Guy Hebert	12/27/96	@ N.Y. Rangers	45	48	3-2 loss

## ALL-TIME TOP INDIVIDUAL SCORING STREAKS BY DUCKS

### POINT STREAKS

C. Perry - 19 gms. (10/21/09-12/1/09), 10-16=26 pts.  
 T. Selanne - 17 gms. (2/3/99-3/10/99), 15-14=29 pts.  
 R. Getzlaf - 15 gms. (12/22/07-1/23/08), 6-16=22 pts.  
 T. Selanne - 15 gms. (12/10/96-3/17/96), 12-12=24 pts.  
 R. Getzlaf\* - 14 gms. (11/15/13-12/15/13), 6-11=17 pts.  
 T. Selanne - 13 gms. (1/21/00-2/18/00), 8-14=22 pts.  
 P. Kariya - 12 gms. (3/19/97-4/11/97), 10-9=19 pts.  
 T. Selanne - 12 gms. (12/30/96-1/27/97), 9-10=19 pts/  
 R. Getzlaf - 11 gms. (2/8/16-2/28/16), 5-12=17 pts.  
 R. Getzlaf - 11 gms. (10/21/09-11/14/09), 2-17=19 pts.  
 A. McDonald - 11 gms. (1/23/06-2/12/06), 5-13=18 pts.  
 P. Kariya - 11 gms. (11/6/98-11/27/98), 7-9=16 pts.  
 T. Selanne - 11 gms. (10/21/97-11/10/97), 17-2=19 pts.

### GOAL STREAKS

T. Selanne - 11 gms. (10/21/98-11/10/98), 17 goals  
 T. Selanne - 8 gms. (2/17/99-3/5/99), 10 goals  
 C. Perry - 7 gms. (11/29/13-12/11/13), 8 goals  
 R. Rakell - 6 gms. (12/21/17-1/2/18), 7 goals  
 P. Kariya - 6 gms. (1/19/00-1/31/00), 10 goals  
 R. Rakell - 5 gms. (2/25/18-3/8/18), 8 goals  
 C. Perry - 5 gms. (3/19/11-3/26/11), 8 goals  
 B. Ryan - 5 gms. (1/17/09-1/28/09), 5 goals  
 T. Selanne - 5 gms. (11/22/05-11/30/05), 5 goals  
 T. Selanne - 5 gms. (1/21/00-1/31/00), 6 goals  
 F. Olausson - 5 gms. (1/8/99-1/18/99), 5 goals  
 T. Selanne - 5 gms. (1/3/97-1/12/97), 5 goals  
 M. Sillinger - 5 gms. (11/3/95-11/11/95), 5 goals

### ASSIST STREAKS

C. Perry - 10 gms. (11/13/09-12/1/09), 11 asst.  
 R. Getzlaf - 10 gms. (10/24/09-11/14/09), 17 asst.  
 R. Getzlaf - 8 gms. (10/25/08-11/7/08), 12 asst.  
 S. Niedermayer - 8 gms. (12/26/06-1/11/07), 10 asst.  
 R. Getzlaf - 7 gms. (11/16/19-11/30/19), 9 asst.  
 R. Getzlaf - 7 gms. (2/8/16-2/18/16), 9 asst.  
 C. Perry - 7 gms. (10/21/08-11/2/08), 11 asst.  
 R. Getzlaf - 7 gms. (2/8/16-2/18/06), 9 asst.  
 F. Beauchemin - 7 gms. (1/26/06-2/8/06), 8 asst.  
 T. Selanne - 7 gms. (3/26/99-4/7/99), 9 asst.  
 P. Kariya - 7 gms. (12/6/98-12/21/98), 11 asst.  
 G. Valk - 7 gms. (11/9/93-11/22/93), 7 asst.  
 R. Getzlaf - 6 gms. (11/16/11-11/30/11), 9 asst.  
 C. Pronger - 6 gms. (11/26/06-12/26/06), 10 asst.

\*Unofficial 16 gms. (missed two games due to injury)



# DUCKS ALL-TIME LEADERS

## POINTS

	G	A	PTS
Teemu Selanne	457	531	988
<b>Ryan Getzlaf</b>	<b>279</b>	<b>703</b>	<b>982</b>
Corey Perry	372	404	776
Paul Kariya	300	369	669
Steve Rucchin	153	279	432
<b>Cam Fowler</b>	<b>72</b>	<b>252</b>	<b>324</b>
<b>Rickard Rakell</b>	<b>138</b>	<b>173</b>	<b>311</b>
Bobby Ryan	147	142	289
<b>Jakob Silfverberg</b>	<b>136</b>	<b>152</b>	<b>288</b>
Scott Niedermayer	60	204	264

## GOALS

Teemu Selanne	457
Corey Perry	372
Paul Kariya	300
<b>Ryan Getzlaf</b>	<b>279</b>
Steve Rucchin	153
Bobby Ryan	147
<b>Rickard Rakell</b>	<b>138</b>
<b>Jakob Silfverberg</b>	<b>136</b>
Andrew Cogliano	102
Andy McDonald	92

## ASSISTS

<b>Ryan Getzlaf</b>	<b>703</b>
Teemu Selanne	531
Corey Perry	404
Paul Kariya	369
Steve Rucchin	279
<b>Cam Fowler</b>	<b>252</b>
Scott Niedermayer	204
<b>Rickard Rakell</b>	<b>173</b>
Andy McDonald	167
<b>Jakob Silfverberg</b>	<b>152</b>

## GAMES PLAYED

<b>Ryan Getzlaf</b>	<b>1,101</b>
Corey Perry	988
Teemu Selanne	966
<b>Cam Fowler</b>	<b>735</b>
Steve Rucchin	616
Paul Kariya	606
Ruslan Salei	594
Francois Beauchemin	592
Andrew Cogliano	584
<b>Jakob Silfverberg</b>	<b>557</b>

## PLUS-MINUS

Teemu Selanne	+120
<b>Ryan Getzlaf</b>	<b>+116</b>
Corey Perry	+76

Hampus Lindholm	<b>+74</b>
Andrew Cogliano	+61
Chris Kunitz	+60
Francois Beauchemin	+59
Paul Kariya	+52
Bobby Ryan	+40
<b>Josh Manson</b>	<b>+39</b>

## PIM

Corey Perry	1,110
<b>Ryan Getzlaf</b>	<b>931</b>
George Parros	812
David Karpa	788
Jason Marshall	740
Ruslan Salei	735
Todd Ewen	650
Stu Grimson	583
Teemu Selanne	471
Warren Rychel	461

## POWER PLAY GOALS

Teemu Selanne	182
Paul Kariya	107
Corey Perry	103
<b>Ryan Getzlaf</b>	<b>84</b>
Steve Rucchin	58
Scott Niedermayer	39
Bobby Ryan	36
Andy McDonald	28
<b>Rickard Rakell</b>	<b>28</b>
<b>Cam Fowler</b>	<b>26</b>

## POWER PLAY POINTS

	G	A	PTS
Teemu Selanne	182	228	410
<b>Ryan Getzlaf</b>	<b>84</b>	<b>246</b>	<b>330</b>
Paul Kariya	107	156	263
Corey Perry	103	140	243
Scott Niedermayer	39	106	145
Steve Rucchin	58	84	142
<b>Cam Fowler</b>	<b>26</b>	<b>98</b>	<b>124</b>
Andy McDonald	28	67	95
Chris Pronger	20	74	94
Fredrik Olausson	22	66	88

## SHORTHANDED GOALS

Andrew Cogliano	16
Paul Kariya	16
<b>Jakob Silfverberg</b>	<b>10</b>
Samuel Pahlsson	9
<b>Ryan Getzlaf</b>	<b>8</b>
Todd Marchant	8
Corey Perry	6
Steve Rucchin	6
Joe Sacco	6
<b>Cam Fowler</b>	<b>4</b>

## SHORTHANDED POINTS

	G	A	PTS
Andrew Cogliano	16	5	21
Paul Kariya	16	5	21
Steve Rucchin	6	9	15
<b>Jakob Silfverberg</b>	<b>10</b>	<b>5</b>	<b>15</b>
<b>Ryan Getzlaf</b>	<b>8</b>	<b>6</b>	<b>14</b>
Samuel Pahlsson	9	4	13
Todd Marchant	8	3	11
Corey Perry	6	4	10
Joe Sacco	6	3	9
Scott Niedermayer	0	8	8
<b>Cam Fowler</b>	<b>4</b>	<b>4</b>	<b>8</b>

## GAME-WINNING GOALS

Teemu Selanne	77
Corey Perry	64
<b>Ryan Getzlaf</b>	<b>56</b>
Paul Kariya	44
<b>Rickard Rakell</b>	<b>25</b>
Steve Rucchin	23
<b>Jakob Silfverberg</b>	<b>17</b>
Andrew Cogliano	17
<b>Cam Fowler</b>	<b>16</b>
Chris Kunitz	15
Bobby Ryan	15
Andy McDonald	15

## SHOTS

Teemu Selanne	2,964
Corey Perry	2,870
<b>Ryan Getzlaf</b>	<b>2,455</b>
Paul Kariya	2,455
<b>Jakob Silfverberg</b>	<b>1,346</b>
<b>Rickard Rakell</b>	<b>1,230</b>
<b>Cam Fowler</b>	<b>1,184</b>
Steve Rucchin	1,150
Bobby Ryan	1,044
Andrew Cogliano	1,033

## OVERTIME GOALS

<b>Ryan Getzlaf</b>	<b>11</b>
<b>Rickard Rakell</b>	<b>6</b>
Corey Perry	6
Teemu Selanne	6
Scott Niedermayer	5
Niclas Havelid	4
<b>Cam Fowler</b>	<b>4</b>
<b>Adam Henrique</b>	<b>3</b>
Oleg Tverдовskiy	3
Saku Koivu	3
Steve Rucchin	3
Paul Kariya	3

# GOALIE STATS

## GAMES PLAYED

Jean-Sebastien Giguere	447
Guy Hebert	441
Jonas Hiller	326
<b>John Gibson</b>	<b>322</b>
Frederik Andersen	125
Mikhail Shtalenkov	122
Ryan Miller	87
Ilya Bryzgalov	77
Martin Gerber	54
Dominic Roussel	51

## GOALS-AGAINST AVERAGE\*

	GP	GAA
Jean-Sebastien Giguere	447	2.47
Jonas Hiller	326	2.51
<b>John Gibson</b>	<b>322</b>	<b>2.58</b>
Guy Hebert	441	2.75
* min. 150 games		

## SAVE PERCENTAGE\*

	GP	SV%
<b>John Gibson</b>	<b>322</b>	<b>.917</b>
Jonas Hiller	326	.916
Jean-Sebastien Giguere	447	.914
Guy Hebert	441	.911
* min. 150 games		

## WINS

Jean-Sebastien Giguere	206
Guy Hebert	173
Jonas Hiller	162
<b>John Gibson</b>	<b>148</b>
Frederik Andersen	77
Mikhail Shtalenkov	34
Ryan Miller	33
Ilya Bryzgalov	27
Jonathan Bernier	21

## LOSSES

Guy Hebert	202
Jean-Sebastien Giguere	163
<b>John Gibson</b>	<b>122</b>
Jonas Hiller	110
Mikhail Shtalenkov	53
Ilya Bryzgalov	27
Ryan Miller	27
Frederik Andersen	26
Martin Gerber	23
Steve Shields	20

## STARTS

Jean-Sebastien Giguere	429
Guy Hebert	426
<b>John Gibson</b>	<b>314</b>
Jonas Hiller	308
Frederik Andersen	114
Mikhail Shtalenkov	98
Ryan Miller	71
Ilya Bryzgalov	64
Martin Gerber	47
Dominic Roussel	37

## MINUTES

Jean-Sebastien Giguere	25,646
Guy Hebert	25,205
<b>John Gibson</b>	<b>18,439</b>
Jonas Hiller	18,378
Frederik Andersen	6,973
Mikhail Shtalenkov	6,117
Ryan Miller	4,571
Ilya Bryzgalov	3,953
Martin Gerber	2,902

## SAVES

Guy Hebert	11,813
Jean-Sebastien Giguere	11,290
<b>John Gibson</b>	<b>8,702</b>
Jonas Hiller	8,424
Frederik Andersen	3,034
Mikhail Shtalenkov	2,777
Ryan Miller	2,215
Ilya Bryzgalov	1,626
Martin Gerber	1,230
Dominic Roussel	1,098

## SHOTS AGAINST

Guy Hebert	12,968
Jean-Sebastien Giguere	12,347
<b>John Gibson</b>	<b>9,494</b>
Jonas Hiller	9,192
Frederik Andersen	3,305
Mikhail Shtalenkov	3,097
Ryan Miller	2,434
Ilya Bryzgalov	1,799
Martin Gerber	1,333
Dominic Roussel	1,218

## SHUTOUTS

Jean-Sebastien Giguere	32
Guy Hebert	27
<b>John Gibson</b>	<b>22</b>
Jonas Hiller	21
Frederik Andersen	6
Ryan Miller	5
Viktor Fasth	4
Martin Gerber	3
Mikhail Shtalenkov	3
Four players tied at	2





## ALL-STAR GAME

Alexei Kasatonov - 1994 (New York)  
 Paul Kariya - 1996 (Boston)  
 Guy Hebert - 1997 (San Jose)  
 Paul Kariya - 1997 (San Jose)\*  
 Teemu Selanne - 1997 (San Jose)  
 Dmitri Mironov - 1998 (Vancouver)  
 Teemu Selanne - 1998 (Vancouver)\*  
 Paul Kariya - 1999 (Tampa Bay)\*  
 Teemu Selanne - 1999 (Tampa Bay)\*  
 Paul Kariya - 2000 (Toronto)\*  
 Teemu Selanne - 2000 (Toronto)\*  
 Paul Kariya - 2001 (Colorado)\*  
 Paul Kariya - 2002 (Los Angeles)  
 Paul Kariya - 2003 (Florida)  
 Andy McDonald - 2007 (Dallas)  
 Scott Niedermayer (did not play) - 2007 (Dallas)\*  
 Teemu Selanne - 2007 (Dallas)  
 Ryan Getzlaf - 2008 (Atlanta)  
 Scott Niedermayer - 2008 (Atlanta)  
 Corey Perry - 2008 (Atlanta)  
 Chris Pronger - 2008 (Atlanta)  
 Ryan Getzlaf - 2009 (Montreal)\*  
 J.S. Giguere - 2009 (Montreal)\*  
 Scott Niedermayer - 2009 (Montreal)\*  
 Corey Perry - 2011 (Carolina)  
 Jonas Hiller - 2011 (Carolina)  
 Corey Perry - 2012 (Ottawa)  
 Ryan Getzlaf - 2015 (Columbus)  
 Corey Perry - 2016 (Nashville)  
 John Gibson - 2016 (Nashville)  
 Ryan Kesler - 2017 (Los Angeles)  
 Cam Fowler - 2017 (Los Angeles)  
 Rickard Rakell - 2018 (Tampa Bay)  
 John Gibson - 2019 (San Jose)

\*Voted in as starter

## ALL-STAR GAME MVP

Teemu Selanne - 1998 (Vancouver)

## FIRST TEAM NHL ALL-STAR

Paul Kariya - 1996  
 Teemu Selanne - 1996  
 Paul Kariya - 1997  
 Paul Kariya - 1999  
 Scott Niedermayer - 2006  
 Scott Niedermayer - 2007  
 Corey Perry - 2011  
 Corey Perry - 2014

## SECOND TEAM NHL ALL-STAR

Teemu Selanne - 1998  
 Teemu Selanne - 1999  
 Paul Kariya - 2000  
 Paul Kariya - 2003  
 Chris Pronger - 2007  
 Lubomir Visnovsky - 2011  
 Francois Beauchemin - 2013  
 Ryan Getzlaf - 2014

## NHL ALL-ROOKIE TEAM

Paul Kariya - 1995  
 Bobby Ryan - 2009  
 Frederik Andersen - 2014  
 Hampus Lindholm - 2014  
 John Gibson - 2016

## HART MEMORIAL TROPHY

Corey Perry - 2011

## LADY BYNG MEMORIAL TROPHY

Paul Kariya - 1996  
 Paul Kariya - 1997

## MAURICE "ROCKET" RICHARD TROPHY

Teemu Selanne - 1999  
 Corey Perry - 2011

## BILL MASTERTON MEMORIAL TROPHY

Teemu Selanne - 2006

## WILLIAM JENNINGS TROPHY

John Gibson & Frederik Andersen - 2016

## CONN SMYTHE TROPHY

J.S. Giguere - 2003  
 Scott Niedermayer - 2007

## GENERAL MANAGER OF THE YEAR AWARD

Bob Murray - 2014

## NHL PLAYER OF THE MONTH

Paul Kariya - April, 1996  
 Paul Kariya - January, 1998  
 Teemu Selanne - February, 1999  
 Teemu Selanne - November, 2006  
 Corey Perry - March, 2011  
 Corey Perry - October, 2014  
 Ryan Getzlaf - December, 2014  
 Ryan Getzlaf - February, 2016

## NHL ROOKIE OF THE MONTH

Bobby Ryan - January, 2009  
 John Gibson - December, 2015

## NHL PLAYER OF THE WEEK

Guy Hebert - March 25, 1996  
 Paul Kariya - April 8, 1996  
 Teemu Selanne - October 27, 1997  
 Teemu Selanne - January 19, 1998  
 Paul Kariya - January 26, 1998  
 Teemu Selanne - February 29, 1999  
 J.S. Giguere - December 15, 2002  
 Teemu Selanne - March 26, 2006  
 Ryan Getzlaf - January 20, 2007  
 Teemu Selanne - February 24, 2008  
 Ryan Getzlaf/Corey Perry/Teemu Selanne - November 3, 2008  
 Corey Perry - April 4, 2011  
 Jonas Hiller - February 20, 2012  
 John Gibson - December 7, 2015

# RETIRED NUMBERS



SELANNE

8



## TEEMU SELANNE

**BORN:** JULY 3, 1970, HELSINKI, FINLAND

**SEASONS WITH ANAHEIM:** 1995-2001 & 2005-2014

**HOCKEY HALL OF FAME INDUCTION:** NOV. 13, 2017

**HONORED BY DUCKS:** JAN. 11, 2015

Teemu Selanne finished his Ducks career as the franchise's all-time leader in almost every offensive category, including goals (457), assists (531), points (988), plus/minus (+120), games (966), power-play goals (182), game-winning goals (77), overtime goals (6) and shots (2,964). He is also the club playoff leader in goals (35), power-play goals (15), game-winning goals (8), shots (274) and games (96).

Selanne helped lead Anaheim to California's first Stanley Cup championship in 2007, was named the inaugural Maurice "Rocket" Richard Trophy winner in 1998-99 and won the Bill Masterton Memorial Trophy Winner in 2005-06, all as a member of the Ducks.

Selanne ranks in the top-15 among all-time NHL leaders in goals (11th with 684), points (15th with 1,457), power-play goals (third with 255), and game-winning goals (tied for third with 110). In 22 NHL seasons, Selanne recorded 22 regular season hat tricks (13 with Anaheim, plus one playoff hat trick with Winnipeg). As a member of the Jets, he won the 1992-93 Calder Memorial Trophy after breaking the single-season rookie record for goals with 76, shattering Mike Bossy's previous record of 53. A 10-time NHL All-Star, Selanne was also a two-time First Team All-Star, a two-time Second Team All-Star (1997-98, 1998-99) and also named to the 1992-93 NHL All-Rookie Team.

Selanne was a six-time Olympian for Finland, tying the record for the most appearances by a men's hockey player. He won a medal in four of his six trips to the Olympic Winter Games, matching the all-time Olympic record. Named the 2014 Olympic MVP, a 2014 and 2006 Olympic All-Star, and the Best Forward at the 2006 Olympic Games, Selanne holds the record for the most points by an Olympian in men's hockey with 24-19=43 points.

# RETIRED NUMBERS



## PAUL KARIYA

**BORN:** OCTOBER 16, 1974, VANCOUVER, BRITISH COLUMBIA

**SEASONS WITH ANAHEIM:** 1994-2003

**HOCKEY HALL OF FAME INDUCTION:** NOV. 13, 2017


**HONORED BY DUCKS:** OCT. 21, 2018

Paul Kariya was Anaheim's first-ever selection (fourth overall) in the 1993 NHL Draft. He scored 300-369=669 points with a +52 rating and 213 PIM in 606 career games with the Mighty Ducks. Among franchise leaders, Kariya leads in points-per-game (1.10), co-leads in shorthanded goals (16), ranks second in power play goals (107), third in goals, and fourth in scoring and assists.

The club's captain from 1996-2003 and a two-time Lady Byng Memorial Trophy winner in 1996 and 1997, he went on to lead Anaheim to Game 7 of the 2003 Stanley Cup Final against New Jersey, recorded 100-point seasons in 1995-96 and 1998-98 and recorded the first 50-goal season in club history in 1995-96. Kariya led in Anaheim in numerous offensive categories in his nine season, including scoring (six times), power-play goals (six times), goals (five times) and assists (four times).

Over a 15-year NHL career, Kariya collected 402-587=989 points with a +31 rating and 399 PIM in 989 games with Anaheim, Colorado, Nashville and St. Louis. Kariya was named to the NHL's First All-Star Team three times (1996, 1997, 1999) and Second All-Star Team two times (2000, 2003), while also earning a spot on the NHL's All-Rookie Team in 1995. At the international level, Kariya represented Canada at the Olympic Winter Games in 2002 (gold) and 1994 (silver), World Championships in 1996 (silver) and 1994 (gold) and World Junior Championship in 1993 (gold).

# RETIRED NUMBERS



NIEDERMAYER

27

## SCOTT NIEDERMAYER

**BORN:** AUGUST 31, 1973, EDMONTON, ALBERTA

**SEASONS WITH ANAHEIM:** 2005-2010

**HOCKEY HALL OF FAME INDUCTION:** NOV. 11, 2013

**HONORED BY DUCKS:** FEB. 17, 2019

Scott Niedermayer spent five seasons with the Ducks from 2005-10, and was the captain of the Stanley Cup championship team in 2007 when he won the Conn Smythe Trophy as playoff MVP. He scored 60-204=264 points in 371 regular-season games with Anaheim, most among Ducks defensemen all-time, and had 34 points (eight goals, 26 assists) in 56 playoff games. In 2006-07, he set the Ducks franchise record for most points (69) and assists (54) by a defenseman.

In 18 seasons with Anaheim and New Jersey, Niedermayer scored 172-568=740 points in 1,263 NHL games. He is a four-time Stanley Cup champion, winning one Cup with Anaheim (2007) and three with New Jersey (1995, 2000 & 2003). He is the 2004 James Norris Memorial Trophy winner, a three-time First Team All-Star (2004, 2006, 2007), six-time NHL All-Star (1998, 2001, 2004, 2007, 2008, 2009), and 1993 NHL All-Rookie Team member. His 13 regular-season overtime goals are the most by a defenseman in NHL history.

The first player in hockey history to have won a Stanley Cup, Olympic gold medal, World Championship, World Cup, Memorial Cup and World Junior Championship, Niedermayer is also the only player in hockey history to win four Stanley Cups and two Olympic gold medals.

Niedermayer helped lead Canada to gold medals at the 2002 and 2010 Olympic Winter Games, serving as captain in 2010. He won a 2004 World Championship, 2004 World Cup title and 1991 World Junior Championship. He also won the 1992 Memorial Cup with Kamloops (WHL) and was named Memorial Cup MVP.

Niedermayer, who had his No. 27 retired by the New Jersey Devils on Dec. 16, 2011, became the eighth player in NHL history to have his number retired by two NHL teams.



# 2007 STANLEY CUP CHAMPIONS



Henry & Susan Samuelli, Michael Schulman, Brian Burke, Tim Ryan, Bob Wagner, Bob Murray, David McNab, Al Coates, Randy Carlyle, Dave Farrish, Newell Brown, Francois Allaire, Sean Skahan, Joe Trotta, Tim Clark, Mark O'Neill, John Allway, James Partida, Rick Paterson, Alain Chaineay

Scott Niedermayer (Captain), Rob Niedermayer, Chris Pronger, Teemu Selanne, Sean O'Donnell, Brad May, Todd Marchant, J.S. Giguere, Andy McDonald, Samuel Pahlsson, Shawn Thornton, Ric Jackman, Joe DiPenta, Kent Huskins, Chris Kunitz, George Parros, Joe Motzko, Ilya Bryzgalov, Francois Beauchemin, Travis Moen, Ryan Carter, Drew Miller, Ryan Shannon, Dustin Penner, Ryan Getzlaf, Corey Perry

By securing their first Stanley Cup championship in franchise history on June 6, 2007, the Anaheim Ducks also became the first team from California to win the Stanley Cup. Their appearance in the Final marked just the fifth time since 1926 that a West Coast team competed for the Stanley Cup (also Vancouver (1982 & 1994), Los Angeles (1993) & Anaheim (2003)). The Ducks were the first West Coast team to win the Stanley Cup since the 1925 Victoria Cougars and the first U.S. team to win it since the 1917 Seattle Metropolitans.

The Anaheim Ducks secured the Stanley Cup in just 21 games, posting a 16-5 record. With the 1992 Pittsburgh Penguins, the Ducks were the 5th (tied) fastest run to winning the Stanley Cup in NHL history since the best-of-seven series was implemented in 1987.

The Ducks posted a 12-2 record in games decided by one goal...the club tied the NHL playoff record for the most one-goal victories in one postseason. The 2003 Mighty Ducks of Anaheim had 12 one-goal victories during their Stanley Cup Final run and the 1993 Montreal Canadiens also accomplished this feat as they went on to win the Stanley Cup...in addition, the Ducks were tied for second in lead-changing, game-winning goals that occurred in the third period or overtime.

The 2007 Champions had the largest contingency of players (11) in their first or second NHL year on one Stanley Cup roster. The 1986 Montreal Canadiens are the only team that comes close to the Ducks number of first or second year players on a Stanley Cup winning roster with 10. Below is a list of Ducks that were in their first or second NHL season that played in at least one game with the club during their playoff run: Ilya Bryzgalov, Francois Beauchemin, Ryan Carter, Ryan Getzlaf, Kent Huskins, Chris Kunitz, Drew Miller, Dustin Penner, Corey Perry, Aaron Rome and Ryan Shannon.

## SERIES WINS

**First Round**  
Minnesota (4-1)

**Second Round**  
Vancouver (4-1)

**Western Conference Final**  
Detroit (4-2)


**Stanley Cup Final**  
Ottawa (4-1)

# ACCOLADES

## WESTERN CONFERENCE CHAMPIONS



2006-07



2002-03

## PACIFIC DIVISION CHAMPIONS



2006-07, 2012-13, 2013-14, 2014-15, 2015-16, 2016-17

## HOCKEY HALL OF FAME PLAYERS

PLAYER	POSITION	YEAR INDUCTED	SEASONS WITH DUCKS
Teemu Selanne	Right Wing	2017	1996-01, 2005-14
Paul Kariya	Left Wing	2017	1994-03
Chris Pronger	Defenseman	2015	2006-09
Scott Niedermayer	Defenseman	2013	2005-10
Sergei Fedorov	Center	2015	2003-05
Adam Oates	Center	2012	2002-03

## DUCKS PLAYERS TO APPEAR AT THE WINTER OLYMPIC GAMES

YEAR	POS.	PLAYER	COUNTRY	FINISH
2018	RW	Troy Terry	USA	7th
2014	C	Ryan Getzlaf	Canada	Gold
	RW	Corey Perry	Canada	Gold
	RW	*Teemu Selanne	Finland	Bronze
	RW	Jakob Silfverberg	Sweden	Silver
	D	Sami Vatanen	Finland	Bronze
2010	C	Ryan Getzlaf	Canada	Gold
	G	Jonas Hiller	Switzerland	8th
	C	Saku Koivu	Finland	Bronze
	D	Scott Niedermayer	Canada	Gold
	RW	Corey Perry	Canada	Gold
	RW	Bobby Ryan	USA	Silver
	D	Luca Sbisa	Switzerland	8th
	RW	Teemu Selanne	Finland	Bronze
	D	Ryan Whitney	USA	Silver
2006	G	Ilya Bryzgalov	Russia	Fourth
	D	Scott Niedermayer	Canada	7th
	D	Sandis Ozolinsh	Latvia	12th
	C	Samuel Pahlsson	Sweden	Gold
	RW	Teemu Selanne	Finland	Silver
	D	Vitaly Vishnevski	Russia	4th
2002	G	Ilya Bryzgalov	Russia	Bronze
	LW	Paul Kariya	Canada	Gold
	D	Ruslan Salei	Belarus	4th
	D	Oleg Tverdokovsky	Russia	Bronze
1998	G	Guy Hebert	USA	6th
	D	Dmitri Mironov	Russia	Silver
	D	Ruslan Salei	Belarus	5th
	RW	Teemu Selanne	Finland	Bronze
	G	Mikhail Shtalenkov	Russia	Silver

\* Named MVP of Tournament





# STATISTICS OF FORMER DUCKS

## SKATERS

(AMONG PLAYERS THAT PLAYED IN AT LEAST ONE GAME WITH ANAHEIM)

PLAYER	SEASONS	POS-NO.	GP	G	A	PTS	PIM	+/-
Aalto, Antti	1997-01	C - 44/14	151	11	17	28	52	-25
Selected by Anaheim in the sixth round (134th overall) of the 1993 NHL Draft. Became a free agent, July 1, 2001.								
Aberg, Pontus	2018-19	RW - 20	37	11	8	19	14	-10
Claimed off waivers from Edmonton, Oct. 1, 2018. Traded to Minnesota in exchange for Justin Kloos, Jan. 16, 2019.								
Agozzino, Andrew	2019-20	C - 26	8	1	1	2	0	+3
Claimed on waivers, Feb. 24, 2020. Became a free agent, July 28, 2021.								
Allen, Bryan	2012-15	D - 5/55	115	0	17	17	113	+21
Signed as a free agent, July 1, 2012. Traded to Montreal for Rene Bourque, Nov. 20, 2014.								
Antoski, Shawn	1996-98	LW - 19/11	11	1	0	1	20	+2
Acquired from Pittsburgh with Dmitri Mironov in exchange for Alex Hicks and Fredrik Olausson, Nov. 19, 1996. Became a free agent, July 1, 1998.								
Armstrong, Chris	2003-04	D - 41	4	0	1	1	0	-1
Signed as a free agent, June 26, 2003. Became a free agent, July 1, 2004.								
Artyukhin, Evgeny	2009-10	LW - 24	37	4	5	9	41	0
Acquired from Tampa Bay in exchange for Drew Miller and a third-round draft pick in the 2010 NHL Draft, Aug. 13, 2009. Traded to Atlanta in exchange for Nathan Ostryck and a conditional draft pick in 2011 NHL Draft, Mar. 1, 2010.								
Backes, David	2020-21	RW - 21	21	3	4	7	10	-3
Acquired from Boston with Axel Andersson and a first-round selection in the 2020 NHL Draft for Ondrej Kase, Feb. 21, 2020. Retired from the NHL in August 2020.								
Balmochnykh, Maxim	1999-00	RW - 18	6	0	1	1	2	+2
Selected by Anaheim in the second round (45th overall) of the 1997 NHL Draft. Traded to New Jersey with Oleg Tverdoksy and Jeff Friesen for Petr Sykora, Mike Commodore, J.F. Damphousse and Igor Pohanka, July 6, 2002.								
Banham, Frank	1996-00	RW - 39/29/25	27	9	2	11	14	-8
Signed as a free agent, Jan. 22, 1996. Became a free agent, July 1, 2000.								
Bannister, Drew	1997-98 & 2001-02	D - 5/36	28	0	6	6	47	-2
Acquired from Edmonton in exchange for Bobby Dollas, Jan. 9, 1998. Traded to Tampa Bay in exchange for a fifth-round selection in the 2000 NHL Draft, Dec. 10, 1998. Signed as a free agent, July 27, 2001. Became a free agent, July 1, 2002.								
Baumgartner, Ken	1996-97	LW/D - 24/22	79	0	12	12	223	0
Acquired from Toronto in exchange for Winnipeg's fourth-round selection (Kim Staal), Mar. 20, 1996. Became a free agent, July 1, 1997.								
Bawa, Robin	1993-94	RW - 26	12	0	1	1	7	-3
Acquired in the 1993 NHL Expansion Draft from San Jose. Became a free agent, July 1, 1994.								
Beauchemin, Francois	2005-09, 11-15 & 17-18	D - 23/24	592	56	140	196	360	+59
Acquired from Columbus with Tyler Wright in exchange for Sergei Fedorov and a fifth-round selection in the 2006 NHL Draft, Nov. 15, 2005. Became a free agent, July 1, 2009. Reacquired from Toronto in exchange for Joffrey Lupul, Jake Gardiner and a conditional fourth-round selection in the 2013 NHL Draft, Feb. 9, 2011. Became a free agent, July 1, 2015. Signed as a free agent, Aug. 21, 2017. Retired on April 19, 2018.								
Beleskey, Matt	2008-15	LW - 39/64	329	57	55	112	302	+1
Selected by Anaheim in the fourth round (112th overall) of the 2006 NHL Draft. Re-entered NHL Draft. Became a free agent July 1, 2015.								
Bell, Mark	2011-12	LW - 18	5	0	0	0	5	0
Signed as a free agent, July 20, 2011. Became a free agent, July 1, 2012.								
Bellows, Brian	1996-97	LW - 23	62	15	13	28	22	-11
Acquired from Tampa Bay in exchange for a sixth-round selection in the 1997 NHL Draft, Nov. 18, 1996. Became a free agent, July 1, 1997.								
Bergeron, Marc-Andre	2007-08	D - 7	9	0	1	1	4	-2
Acquired from NY Islanders in exchange for a third-round selection in the 2008 NHL Draft, Feb. 26, 2008. Traded to Minnesota in exchange for a third-round selection in the 2008 NHL Draft, June 10, 2008.								
Bertuzzi, Todd	2007-08	LW - 4	68	14	26	40	97	+8
Signed as a free agent, July 2, 2007. Became a free agent, June 28, 2008.								
Bets, Maxim	1993-94	LW - 43	3	0	0	0	0	-3
Acquired from St. Louis with a sixth-round selection in the 1995 NHL Draft in exchange for Alexei Kasatonov on Mar. 21, 1994. Became a free agent, July 1, 1996.								
Bieksa, Kevin	2015-18	D - 2/3	211	7	30	37	245	-20
Acquired from Vancouver in exchange for a second-round selection in the 2016 NHL Draft, June 30, 2015. Became a free agent, July 1, 2018.								
Blackner, Jesse	2014-15	D - 77	1	0	0	0	0	-2
Acquired from Toronto with a conditional third-round selection and a seventh-round selection in the 2014 NHL Draft in exchange for Peter Holland and Brad Staubitz, Nov. 16, 2013. Traded to Florida with a conditional draft pick in exchange for Colby Robak, Dec. 4, 2014.								
Blake, Jason	2010-12	LW - 26/33	147	29	30	59	57	-15
Acquired from Toronto with Vesa Toskala in exchange for Jean-Sebastien Giguere, Jan. 31, 2010. Became a free agent, July 1, 2012.								
Blandisi, Josph	2017-19	LW - 39	6	0	0	0	8	+1
Acquired from New Jersey with Adam Henrique in exchange for Sami Vatanen and a conditional draft selection, Nov. 30, 2017. Traded to Pittsburgh in exchange for Derek Grant, Jan. 17, 2019.								
Bochenski, Brandon	2007-08	RW - 12	12	2	2	4	6	+2
Acquired from Boston in exchange for Shane Hnidy and a sixth-round selection in the 2008 NHL Draft, Jan. 2, 2008. Traded to Nashville for future considerations, Feb. 26, 2008.								
Bodie, Troy	2008-11	RW - 50	57	5	3	8	87	-11
Signed as a free agent, July 22, 2008. Claimed on waivers by Carolina from Anaheim, Nov. 16, 2010. Signed as a free agent, Oct. 12, 2011. Became a free agent, July 1, 2012.								
Boll, Jared	2017-18	RW - 40	61	1	3	4	103	-3
Signed as a free agent, July 5, 2016. Became a free agent July 1, 2018.								
Bonino, Nick	2009-14	C - 13/63	189	33	49	82	48	+9
Acquired from San Jose with Timo Pielmeier and San Jose's 4th round choice (Andrew O'Brien) in 2012 Draft for Travis Moen and Kent Huskins, Mar. 4, 2009. Traded to Vancouver with Luca Sbisa, a first-round selection and a third round selection in 2014 NHL Draft in exchange for Ryan Kesler and a third round selection in the 2015 NHL Draft, June 27, 2014.								



# STATISTICS OF FORMER DUCKS



<b>Bourque, Rene</b>	<b>2014-15</b>	<b>LW - 14</b>	<b>30</b>	<b>2</b>	<b>6</b>	<b>8</b>	<b>12</b>	<b>-4</b>
Acquired from Montreal in exchange for Bryan Allen, Nov. 20, 2014. Traded to Columbus with William Karlsson and a second round selection in the 2015 NHL Draft for James Wisniewski and a third round selection in the 2015 NHL Draft, Mar. 2, 2015.								
<b>Boynnton, Nick</b>	<b>2009-10</b>	<b>D - 4</b>	<b>42</b>	<b>1</b>	<b>6</b>	<b>7</b>	<b>59</b>	<b>+1</b>
Signed as a free agent, July 9, 2009. Traded to Chicago for future considerations, Mar. 2, 2010.								
<b>Brennan, Kip</b>	<b>2005-06</b>	<b>LW - 37</b>	<b>12</b>	<b>0</b>	<b>1</b>	<b>1</b>	<b>35</b>	<b>-2</b>
Acquired from Atlanta in exchange for Mark Popovic, Aug. 25, 2005. Became a free agent, July 1, 2006.								
<b>Brent, Tim</b>	<b>2006-07</b>	<b>C - 47</b>	<b>15</b>	<b>1</b>	<b>0</b>	<b>1</b>	<b>6</b>	<b>-5</b>
Selected by Anaheim in the second round (37th overall) of the 2002 NHL Draft. Re-entered NHL Draft. Selected again by Anaheim in the third round (75th overall) of the 2004 NHL Draft. Traded to Pittsburgh in exchange for Stephen Dixon, July 20, 2007.								
<b>Brewer, Eric</b>	<b>2014-15</b>	<b>D - 2</b>	<b>9</b>	<b>1</b>	<b>1</b>	<b>2</b>	<b>6</b>	<b>-6</b>
Acquired from Tampa Bay in exchange for a third round selection in the 2015 NHL Draft, Nov. 28, 2014. Traded to Toronto with a fifth round selection in the 2016 NHL Draft for Korbrian Holzer, Mar. 2, 2015.								
<b>Brimanis, Aris</b>	<b>2001-02</b>	<b>D - 37</b>	<b>5</b>	<b>0</b>	<b>0</b>	<b>0</b>	<b>9</b>	<b>-1</b>
Signed as a free agent, Aug. 1, 2001. Became a free agent July 1, 2002.								
<b>Brookbank, Sheldon</b>	<b>2009-12</b>	<b>D - 21</b>	<b>215</b>	<b>4</b>	<b>23</b>	<b>27</b>	<b>300</b>	<b>+16</b>
Acquired from New Jersey in exchange for David McIntyre, Feb. 3, 2009. Became a free agent, July 1, 2012.								
<b>Brown, J.T.</b>	<b>2017-18</b>	<b>RW - 71</b>	<b>23</b>	<b>1</b>	<b>2</b>	<b>3</b>	<b>12</b>	<b>-4</b>
Claimed off waivers from Tampa Bay, Jan. 14, 2018. Became a free agent, July 1, 2018.								
<b>Brown, Mike</b>	<b>2002-03</b>	<b>LW - 44</b>	<b>16</b>	<b>1</b>	<b>1</b>	<b>2</b>	<b>44</b>	<b>0</b>
Claimed off waivers from Vancouver, Oct. 10, 2002. Became a free agent, July 1, 2003.								
<b>Brown, Mike</b>	<b>2008-10</b>	<b>RW - 13</b>	<b>103</b>	<b>8</b>	<b>2</b>	<b>10</b>	<b>166</b>	<b>-1</b>
Acquired from Vancouver in exchange for Nathan McIver, Feb. 4, 2009. Traded to Toronto in exchange for a fifth-round selection in the 2010 NHL Draft, June 26, 2010.								
<b>Burnett, Garrett</b>	<b>2003-04</b>	<b>LW - 55</b>	<b>39</b>	<b>1</b>	<b>2</b>	<b>3</b>	<b>184</b>	<b>0</b>
Signed as a free agent, July 25, 2003. Became a free agent, July 1, 2004.								
<b>Butsayev, Viacheslav</b>	<b>1995-96</b>	<b>C - 15</b>	<b>7</b>	<b>1</b>	<b>0</b>	<b>1</b>	<b>0</b>	<b>-4</b>
Signed as a free agent, Oct. 20, 1995. Became a free agent, July 1, 1996.								
<b>Bylsma, Dan</b>	<b>2000-04</b>	<b>RW - 21</b>	<b>209</b>	<b>10</b>	<b>22</b>	<b>32</b>	<b>62</b>	<b>-11</b>
Signed as a free agent, July 13, 2000. Became a free agent, July 1, 2004.								
<b>Calder, Kyle</b>	<b>2009-10</b>	<b>LW - 32</b>	<b>14</b>	<b>0</b>	<b>2</b>	<b>8</b>	<b>-7</b>	
Signed as a free agent, Oct. 28, 2009. Became a free agent, July 1, 2010.								
<b>Campbell, Jim</b>	<b>1995-96</b>	<b>RW - 21</b>	<b>16</b>	<b>2</b>	<b>3</b>	<b>5</b>	<b>36</b>	<b>0</b>
Acquired from Montreal in exchange for Robert Dirk, Jan. 21, 1996. Became a free agent, July 1, 1996.								
<b>Carnback, Patrik</b>	<b>1993-96</b>	<b>RW/C - 21</b>	<b>148</b>	<b>24</b>	<b>38</b>	<b>62</b>	<b>120</b>	<b>-13</b>
Acquired from Montreal with Todd Ewen in exchange for a third-round selection in the 1994 NHL Draft, Aug. 10, 1993. Became a free agent, July 1, 1996.								
<b>Carney, Keith</b>	<b>2001-06</b>	<b>D - 3</b>	<b>271</b>	<b>13</b>	<b>48</b>	<b>61</b>	<b>185</b>	<b>+30</b>
Acquired from Phoenix in exchange for a second-round selection in the 2001 NHL Draft, June 19, 2001. Traded to Vancouver with Juha Alen in exchange for Brett Skinner and a second-round selection in the 2006 NHL Draft, Mar. 9, 2006.								
<b>Carter, Ryan</b>	<b>2007-10</b>	<b>C/LW - 52/20</b>	<b>138</b>	<b>12</b>	<b>17</b>	<b>29</b>	<b>141</b>	<b>-3</b>
Signed as a free agent, July 12, 2006. Trade to Carolina in exchange for Stefan Chaput and Matt Kennedy, Nov. 23, 2010.								
<b>Chimera, Jason</b>	<b>2017-18</b>	<b>C - 20</b>	<b>16</b>	<b>1</b>	<b>1</b>	<b>2</b>	<b>2</b>	<b>-1</b>
Acquired from NY Islanders in exchange for Chris Wagner, Feb. 26, 2018. Became a free agent July 1, 2018.								
<b>Chipchura, Kyle</b>	<b>2009-11</b>	<b>C - 28</b>	<b>95</b>	<b>6</b>	<b>8</b>	<b>14</b>	<b>88</b>	<b>-1</b>
Acquired from Montreal in exchange for a fourth-round selection in the 2012 NHL Draft, Dec. 2, 2009. Became a free agent, June 27, 2011.								
<b>Chistov, Stanislav</b>	<b>2002-04 &amp; 2006-07</b>	<b>LW - 23/24</b>	<b>136</b>	<b>14</b>	<b>34</b>	<b>48</b>	<b>80</b>	<b>-12</b>
Selected by Anaheim in the first round (5th overall) of the 2001 NHL Draft. Traded to Boston in exchange for a third-round selection in the 2008 NHL Draft, Nov. 13, 2006.								
<b>Chouinard, Marc</b>	<b>2000-03</b>	<b>C - 32/11</b>	<b>159</b>	<b>10</b>	<b>13</b>	<b>23</b>	<b>62</b>	<b>-12</b>
Acquired from Winnipeg with Teemu Selanne and a fourth-round selection in the 1996 NHL Draft in exchange for Chad Kilger, Oleg Tverdokovsky and a third-round selection in the 1996 NHL Draft, Feb. 7, 1996. Became a free agent, July 1, 2003.								
<b>Christensen, Erik</b>	<b>2008-10</b>	<b>C/LW - 26</b>	<b>26</b>	<b>2</b>	<b>7</b>	<b>9</b>	<b>8</b>	<b>-5</b>
Acquired from Atlanta in exchange for Eric O'Dell, Mar. 4, 2009. Claimed off waivers by NY Rangers on Dec. 2, 2010.								
<b>Clark, Mat</b>	<b>2011-15</b>	<b>D - 37/73</b>	<b>9</b>	<b>0</b>	<b>1</b>	<b>1</b>	<b>6</b>	<b>+0</b>
Selected by Anaheim in the second round (37th overall) of the 2009 NHL Draft. Traded to Colorado for Michael Sgarbossa, Mar. 2, 2015.								
<b>Cogliano, Andrew</b>	<b>2011-19</b>	<b>LW - 7</b>	<b>584</b>	<b>102</b>	<b>131</b>	<b>233</b>	<b>170</b>	<b>+61</b>
Acquired from Edmonton in exchange for a second-round selection in the 2012 NHL Draft, July 12, 2011. Traded to Dallas in exchange for Devin Shore, Jan. 14, 2019.								
<b>Corkum, Bob</b>	<b>1993-96</b>	<b>C - 20/19</b>	<b>168</b>	<b>38</b>	<b>44</b>	<b>82</b>	<b>69</b>	<b>-3</b>
Acquired in the 1993 NHL Expansion Draft from Buffalo. Traded to Philadelphia in exchange for Chris Herperger and a seventh-round selection in the 1997 NHL Draft, Feb. 6, 1996.								
<b>Cracknell, Adam</b>	<b>2018-19</b>	<b>RW - 22</b>	<b>2</b>	<b>0</b>	<b>0</b>	<b>0</b>	<b>0</b>	<b>-1</b>
Acquired from Toronto in exchange for Steve Olesky, Dec. 10, 2018. Became free agent, July 1, 2019.								
<b>Cramarossa, Joseph</b>	<b>2016-17</b>	<b>LW - 74</b>	<b>49</b>	<b>4</b>	<b>6</b>	<b>10</b>	<b>51</b>	<b>+1</b>
Selected by Anaheim in the third round (65th overall) of the 2011 NHL Draft. Claimed off waivers by Vancouver, March 1, 2017.								
<b>Crowley, Mike</b>	<b>1997-01</b>	<b>D - 38/25</b>	<b>67</b>	<b>5</b>	<b>15</b>	<b>20</b>	<b>44</b>	<b>-26</b>
Acquired from Philadelphia with Anatoli Semenov in exchange for Brian Wessenberg, Mar. 19, 1996. Became a free agent, July 1, 2001.								
<b>Cullen, Matt</b>	<b>1997-03</b>	<b>C - 45/11/17</b>	<b>427</b>	<b>65</b>	<b>135</b>	<b>200</b>	<b>168</b>	<b>-39</b>
Selected by Anaheim in the second round (35th overall) of the 1996 NHL Draft. Traded to Florida with Pavel Trnka and a fourth-round selection in the 2003 NHL Draft in exchange for Sandis Ozolins and Lance Ward, Jan. 30, 2003.								
<b>Cummins, Jim</b>	<b>2000-02</b>	<b>RW - 19/15</b>	<b>81</b>	<b>5</b>	<b>6</b>	<b>11</b>	<b>167</b>	<b>-12</b>
Signed as a free agent, July 5, 2000. Traded to the NY Islanders in exchange for Dave Roche, Jan. 14, 2002.								
<b>Daigneault, J.J.</b>	<b>1997-98</b>	<b>D - 36</b>	<b>66</b>	<b>4</b>	<b>24</b>	<b>28</b>	<b>50</b>	<b>-5</b>

# STATISTICS OF FORMER DUCKS

Acquired from Pittsburgh in exchange for Garry Valk, Feb. 21, 1997. Traded to NY Islanders with Mark Janssens and Joe Sacco in exchange for Travis Green, Doug Houda and Tony Tuzzolino, Feb. 6, 1998.									
<b>Davidsson, Johan</b>	<b>1998-00</b>	<b>C - 22</b>	<b>69</b>	<b>4</b>	<b>5</b>	<b>9</b>	<b>16</b>	<b>-9</b>	
Selected by Anaheim in the second round (28th overall) of the 1994 NHL Draft. Traded to NY Islanders with future considerations in exchange for Jorgen Jonsson, Mar. 11, 2000.									
<b>De Leo, Chase</b>	<b>2018-21</b>	<b>C - 58</b>	<b>3</b>	<b>0</b>	<b>0</b>	<b>0</b>	<b>0</b>	<b>-1</b>	
Acquired from Winnipeg in exchange for Nic Kerdesles, June 30, 2018. Became a free agent, July 28, 2021.									
<b>Del Zotto, Michael</b>	<b>2018-20</b>	<b>D - 2</b>	<b>8</b>	<b>0</b>	<b>0</b>	<b>0</b>	<b>7</b>	<b>-6</b>	
Acquired from Vancouver with a seventh-round selection in exchange for Luke Schenn, Jan. 17, 2019. Became a free agent, Oct. 9, 2020.									
<b>Despres, Simon</b>	<b>2014-17</b>	<b>D - 24/6</b>	<b>49</b>	<b>1</b>	<b>9</b>	<b>10</b>	<b>30</b>	<b>+4</b>	
Acquired from Pittsburgh in exchange for Ben Lovejoy, Mar. 2, 2015. Placed on waivers, June 16, 2017.									
<b>DiPenta, Joe</b>	<b>2005-08</b>	<b>D - 33</b>	<b>171</b>	<b>5</b>	<b>16</b>	<b>21</b>	<b>110</b>	<b>+12</b>	
Signed as a free agent, Aug. 11, 2005. Became a free agent, July 1, 2008.									
<b>Dirk, Robert</b>	<b>1994-96</b>	<b>D - 5</b>	<b>82</b>	<b>2</b>	<b>5</b>	<b>7</b>	<b>98</b>	<b>+5</b>	
Acquired from Chicago in exchange for a fourth-round selection in the 1995 NHL Draft, July 12, 1994. Traded to Montreal in exchange for Jim Campbell, Jan. 21, 1996.									
<b>Dollas, Bobby</b>	<b>1993-98</b>	<b>D - 2</b>	<b>305</b>	<b>28</b>	<b>61</b>	<b>89</b>	<b>213</b>	<b>+31</b>	
Acquired in the 1993 NHL Expansion Draft from Detroit. Traded to Edmonton in exchange for Drew Bannister, Jan. 9, 1998.									
<b>Donato, Ted</b>	<b>1999-00</b>	<b>LW - 21</b>	<b>81</b>	<b>11</b>	<b>19</b>	<b>30</b>	<b>26</b>	<b>-3</b>	
Acquired from Ottawa with the rights to Antti-Jussi Niemi in exchange for Patrick Lalime, June 18, 1999. Became a free agent, July 1, 2000.									
<b>Dotchin, Jake</b>	<b>2018-19</b>	<b>D - 21</b>	<b>20</b>	<b>0</b>	<b>1</b>	<b>1</b>	<b>39</b>	<b>-4</b>	
Signed as a free agent, Oct. 17, 2018. Became a free agent, July 1, 2019.									
<b>Douris, Peter</b>	<b>1993-96</b>	<b>RW - 16</b>	<b>151</b>	<b>30</b>	<b>40</b>	<b>70</b>	<b>42</b>	<b>-4</b>	
Signed as a free agent, July 22, 1993. Became a free agent, July 1, 1996.									
<b>Drury, Ted</b>	<b>1996-99</b>	<b>C - 13/18</b>	<b>232</b>	<b>21</b>	<b>26</b>	<b>47</b>	<b>225</b>	<b>-18</b>	
Acquired from Ottawa with the rights to Marc Moro in exchange for Shaun Van Allen and Jason York, Oct. 1, 1996. Traded to NY Islanders in exchange for Tony Hrkac and Dean Malkoc, Oct. 29, 1999.									
<b>Dvorak, Radek</b>	<b>2012-13</b>	<b>RW - 18</b>	<b>9</b>	<b>4</b>	<b>0</b>	<b>4</b>	<b>2</b>	<b>+2</b>	
Signed as a free agent, Mar. 24, 2013. Became a free agent, July 5, 2013.									
<b>Ebbett, Andrew</b>	<b>2007-10</b>	<b>C - 48</b>	<b>53</b>	<b>8</b>	<b>24</b>	<b>32</b>	<b>26</b>	<b>+10</b>	
Signed as a free agent, May. 16, 2007. Claimed off waivers by Chicago on Oct. 17, 2009.									
<b>Eminger, Steve</b>	<b>2009-10</b>	<b>D - 7</b>	<b>63</b>	<b>4</b>	<b>12</b>	<b>16</b>	<b>30</b>	<b>+1</b>	
Signed as a free agent, Sept. 4, 2009. Traded to NY Rangers in exchange for Aaron Voros and Ryan Hillier, July 9, 2010.									
<b>Etem, Emerson</b>	<b>2012-15 &amp; 2016-17</b>	<b>LW - 65/16/26</b>	<b>115</b>	<b>15</b>	<b>16</b>	<b>31</b>	<b>19</b>	<b>+5</b>	
Selected by Anaheim in the 1st round (29th overall) of the 2010 NHL Draft. Traded to NY Rangers with a second-round selection in the 2015 NHL Draft in exchange for Carl Hagelin, a second round and a sixth round selection in the 2015 NHL Draft, June 27, 2015. Claimed off waivers from Vancouver, Oct. 10, 2013. Became a free agent, July 1, 2017.									
<b>Ewen, Todd</b>	<b>1993-96</b>	<b>RW - 36</b>	<b>153</b>	<b>13</b>	<b>12</b>	<b>25</b>	<b>650</b>	<b>-14</b>	
Acquired from Montreal with Patric Carnback in exchange for a third-round selection in the 1994 NHL Draft, Aug. 10, 1993. Became a free agent, July 1, 1996.									
<b>Fedorov, Sergei</b>	<b>2003-05</b>	<b>C - 91</b>	<b>85</b>	<b>31</b>	<b>35</b>	<b>66</b>	<b>44</b>	<b>-6</b>	
Signed as a free agent, July 19, 2003. Traded to Columbus with a fifth-round selection in the 2006 NHL Draft in exchange for Tyler Wright and Francois Beauchemin, Nov. 16, 2005.									
<b>Fedoruk, Todd</b>	<b>2005-06</b>	<b>LW - 29</b>	<b>86</b>	<b>4</b>	<b>22</b>	<b>26</b>	<b>210</b>	<b>+8</b>	
Acquired from Philadelphia in exchange for a second-round selection in the 2005 NHL Draft, July 29, 2005. Traded to Philadelphia in exchange for a fourth-round selection in the 2007 NHL Draft, Nov. 13, 2006.									
<b>Fedotov, Anatoli</b>	<b>1993-94</b>	<b>D - 34</b>	<b>3</b>	<b>0</b>	<b>0</b>	<b>0</b>	<b>0</b>	<b>-1</b>	
Selected by Anaheim in the 10th round (238th overall) of the 1993 NHL Draft. Retired in September, 1994.									
<b>Ferguson, Scott</b>	<b>1998-99</b>	<b>D - 21</b>	<b>2</b>	<b>0</b>	<b>1</b>	<b>1</b>	<b>0</b>	<b>0</b>	
Signed as a free agent, July 22, 1998. Became a free agent, July 1, 2000.									
<b>Ferner, Mark</b>	<b>1993-95</b>	<b>D - 3</b>	<b>64</b>	<b>3</b>	<b>6</b>	<b>9</b>	<b>36</b>	<b>-20</b>	
Acquired in the 1993 NHL Expansion Draft from Ottawa. Traded to Detroit with Stu Grimson in exchange for Mike Sillinger and Jason York on Apr. 4, 1995.									
<b>Festerling, Brett</b>	<b>2008-11</b>	<b>D - 53</b>	<b>83</b>	<b>0</b>	<b>8</b>	<b>8</b>	<b>33</b>	<b>+4</b>	
Signed as a free agent, Sept. 14, 2005. Traded to Montreal with a fifth-round selection in the 2012 NHL Draft in exchange for Maxim Lapierre, Dec. 31, 2010.									
<b>Fiore, Giovanni</b>	<b>2017-18</b>	<b>LW - 90</b>	<b>1</b>	<b>0</b>	<b>0</b>	<b>0</b>	<b>0</b>	<b>-1</b>	
Signed as a free agent, Apr. 18, 2017. Traded to Arizona in exchange for Trevor Murphy, Dec. 28, 2018.									
<b>Fistrick, Mark</b>	<b>2013-15</b>	<b>D - 28</b>	<b>43</b>	<b>1</b>	<b>4</b>	<b>5</b>	<b>32</b>	<b>+6</b>	
Signed as a free agent, Aug. 20, 2013. Released from contract, June 28, 2015.									
<b>Fleischmann, Tomas</b>	<b>2014-15</b>	<b>LW - 14</b>	<b>14</b>	<b>1</b>	<b>5</b>	<b>6</b>	<b>4</b>	<b>+0</b>	
Acquired from Florida in exchange for Dany Heatley and a third round selection in the 2015 NHL Draft, Feb. 28, 2015. Became a free agent, July 1, 2015.									
<b>Fleury, Haydn</b>	<b>2020-21</b>	<b>D - 51</b>	<b>12</b>						
Acquired from Carolina in exchange for Jani Hakanpaa and a sixth-round selection in the 2022 NHL Draft, Apr. 12, 2021. Selected in the Expansion Draft by Seattle, July 23, 2021.									
<b>Foster, Kurtis</b>	<b>2011-12</b>	<b>D - 6</b>	<b>9</b>	<b>1</b>	<b>1</b>	<b>2</b>	<b>8</b>	<b>-5</b>	
Acquired from Edmonton in exchange for Andy Sutton, July 1, 2011. Traded to New Jersey with Timo Pielmeier in exchange for Rod Pelley, Mark Fraser and a seventh-round draft selection in the 2012 NHL Draft, Dec. 12, 2012.									
<b>Friberg, Max</b>	<b>2014-16</b>	<b>RW - 43</b>	<b>6</b>	<b>0</b>	<b>0</b>	<b>0</b>	<b>2</b>	<b>-1</b>	
Selected by Anaheim in the fifth round (143rd overall) of the 2011 NHL Draft. Became a free agent, July 1, 2016.									
<b>Friesen, Jeff</b>	<b>2000-02 &amp; 2005-06</b>	<b>LW - 11/12</b>	<b>114</b>	<b>20</b>	<b>39</b>	<b>59</b>	<b>62</b>	<b>-7</b>	
Acquired from San Jose with Steve Shields and future considerations in exchange for Teemu Selanne, Mar. 5, 2001. Traded to New Jersey with Oleg Tverdokvsky and Maxim Balmochnykh for Petr Sykora, Mike Commodore, J.F. Dampousse and Igor Pohanka, July 6, 2002. Acquired from Washington in exchange for a second-round selection in the 2006 NHL Draft, Mar. 9, 2006. Became a free agent, July 1, 2006.									
<b>Garbutt, Ryan</b>	<b>2015-17</b>	<b>LW - 28/16</b>	<b>64</b>	<b>7</b>	<b>4</b>	<b>11</b>	<b>41</b>	<b>-7</b>	
Acquired from Chicago in exchange for Jiri Sekac, Jan. 21, 2016. Signed with HK Sochi of the KHL, May 3, 2017.									

# STATISTICS OF FORMER DUCKS



<b>Gavey, Aaron</b>	<b>2005-06</b>	<b>C - 40</b>	<b>5</b>	<b>0</b>	<b>0</b>	<b>0</b>	<b>2</b>	<b>0</b>
Signed as a free agent, Sept. 12, 2005. Became a free agent, July 1, 2006.								
<b>Gibbons, Brian</b>	<b>2018-19</b>	<b>LW - 23</b>	<b>44</b>	<b>2</b>	<b>3</b>	<b>5</b>	<b>16</b>	<b>-8</b>
Signed as a free agent, July 2, 2018. Traded to Ottawa in exchange for Patrick Sieloff, Feb. 25, 2019.								
<b>Gillies, Trevor</b>	<b>2005-06</b>	<b>LW - 42</b>	<b>1</b>	<b>0</b>	<b>0</b>	<b>0</b>	<b>21</b>	<b>0</b>
Acquired from NY Rangers with fourth round pick in 2007 Draft for Steve Rucchin, Aug. 23, 2005. Became a free agent, July 1, 2007.								
<b>Glencross, Curtis</b>	<b>2006-07</b>	<b>C - 46</b>	<b>2</b>	<b>1</b>	<b>0</b>	<b>1</b>	<b>2</b>	<b>-1</b>
Signed as a free agent, Mar. 25, 2004. Traded to Columbus with Zenon Konopka and a conditional seventh-round selection in 2007 or 2008 in exchange for Joe Motzko, Mark Hartigan and a fourth-round selection in the 2007 NHL Draft, Jan. 26, 2007.								
<b>Gordon, Andrew</b>	<b>2011-12</b>	<b>RW - 41</b>	<b>37</b>	<b>2</b>	<b>3</b>	<b>5</b>	<b>6</b>	<b>-10</b>
Signed as a free agent, July 2, 2011. Traded to Vancouver in exchange for Sebastian Erikson, Feb. 27, 2012.								
<b>Grant, Alex</b>	<b>2013-14</b>	<b>D - 51</b>	<b>2</b>	<b>2</b>	<b>0</b>	<b>2</b>	<b>2</b>	<b>+3</b>
Acquired from Pittsburgh in exchange for Harry Zolnierczyk, June 24, 2013. Traded to Ottawa in exchange for Andre Petersson, Mar. 5, 2014.								
<b>Green, Josh</b>	<b>2008-09 &amp; 2010-11</b>	<b>C - 12</b>	<b>12</b>	<b>0</b>	<b>0</b>	<b>0</b>	<b>6</b>	<b>-3</b>
Signed as a free agent, July 22, 2008. Became a free agent, July 1, 2009. Signed as a free agent, July 12, 2010. Became a free agent, July 1, 2011.								
<b>Green, Travis</b>	<b>1998-99 &amp; 2006-07</b>	<b>C - 39</b>	<b>108</b>	<b>19</b>	<b>29</b>	<b>48</b>	<b>103</b>	<b>-14</b>
Acquired from NY Islanders with Doug Houda and Tony Tuzzolino in exchange for J.J. Daigneault, Mark Janssens and Joe Sacco, Feb. 6, 1998. Traded to Phoenix with a first-round selection (Scott Kelman) in the 1999 NHL Draft in exchange for Oleg Tverdokovsky, June 26, 1999. Signed as a free agent, Aug. 10, 2006. Claimed off waivers by Toronto, Jan. 10, 2007.								
<b>Grimson, Stu</b>	<b>1993-95 &amp; 1998-00</b>	<b>LW - 32</b>	<b>231</b>	<b>5</b>	<b>8</b>	<b>13</b>	<b>583</b>	<b>-13</b>
Acquired by Anaheim in the 1993 NHL Expansion Draft from Detroit. Traded to Detroit with Mark Ferner and a sixth-round selection in the 1996 NHL Draft in exchange for Mike Sillinger and Jason York, Apr. 4, 1995. Acquired from Carolina with Kevin Haller in exchange for David Karpis and a fourth-round selection in the 2000 NHL Draft, Aug. 11, 1998. Became a free agent, July 1, 2000.								
<b>Gudbranson, Erik</b>	<b>2019-20</b>	<b>D - 46/6</b>	<b>44</b>	<b>4</b>	<b>5</b>	<b>9</b>	<b>91</b>	<b>0</b>
Acquired from Pittsburgh in exchange for Andreas Martinsen and a seventh-round selection in the 2021 NHL Draft, Jan. 4, 2011. Traded to Ottawa in exchange for a fifth-round selection in the 2021 NHL Draft.								
<b>Guenin, Nate</b>	<b>2011-12</b>	<b>D - 34</b>	<b>15</b>	<b>2</b>	<b>0</b>	<b>2</b>	<b>6</b>	<b>+6</b>
Acquired from Columbus in exchange for Trevor Smith, Jan. 4, 2011. Became a free agent, July 5, 2013.								
<b>Hagelin, Carl</b>	<b>2015-16</b>	<b>LW - 26</b>	<b>43</b>	<b>4</b>	<b>8</b>	<b>12</b>	<b>14</b>	<b>-10</b>
Acquired from NY Rangers with a second-round selection and a fifth-round selection in the 2015 NHL Draft in exchange for Emerson Etem and a second-round selection in the 2015 NHL Draft, June 27, 2015. Traded to Pittsburgh in exchange for Adam Clendening and David Perron, Jan. 15, 2016.								
<b>Hagman, Niklas</b>	<b>2011-12</b>	<b>LW - 12</b>	<b>63</b>	<b>8</b>	<b>11</b>	<b>19</b>	<b>12</b>	<b>-10</b>
Claimed off waivers from Calgary, Nov. 14, 2011. Became a free agent, July 1, 2012.								
<b>Hakanpaa, Jani</b>	<b>2019-21</b>	<b>D - 28</b>	<b>47</b>	<b>1</b>	<b>1</b>	<b>2</b>	<b>33</b>	<b>+1</b>
Signed as a free agent, July 3, 2019. Traded to Carolina with a sixth-round selection in the 2022 NHL Draft in exchange Haydn Fleury, Apr. 12, 2021.								
<b>Haller, Kevin</b>	<b>1998-00</b>	<b>D - 5</b>	<b>149</b>	<b>4</b>	<b>11</b>	<b>15</b>	<b>183</b>	<b>-9</b>
Acquired from Carolina with Stu Grimson in exchange for David Karpis and a fourth-round selection in the 2000 NHL Draft, Aug. 11, 1998. Became a free agent, July 1, 2000.								
<b>Hankinson, Casey</b>	<b>2003-04</b>	<b>LW - 48</b>	<b>4</b>	<b>0</b>	<b>0</b>	<b>0</b>	<b>4</b>	<b>0</b>
Signed as a free agent, June 25, 2003. Became a free agent, July 1, 2004.								
<b>Hartigan, Mark</b>	<b>2007</b>	<b>C - 13</b>	<b>6</b>	<b>0</b>	<b>0</b>	<b>0</b>	<b>4</b>	<b>-1</b>
Acquired from Columbus with Joe Motzko and a fourth-round selection in the 2007 NHL Draft in exchange for Curtis Glencross, Zenon Konopka and a seventh-round selection in either the 2007 or 2008 NHL Draft, Jan. 26, 2007. Became a free agent, July 1, 2007.								
<b>Havelid, Niclas</b>	<b>1999-04</b>	<b>D - 28</b>	<b>310</b>	<b>24</b>	<b>61</b>	<b>85</b>	<b>152</b>	<b>-42</b>
Selected by Anaheim in the third round (83rd overall) of the 1999 NHL Draft. Traded to Atlanta in exchange for Kurtis Foster, June 26, 2004.								
<b>Heatley, Dany</b>	<b>2014-15</b>	<b>LW - 51</b>	<b>6</b>	<b>0</b>	<b>0</b>	<b>0</b>	<b>0</b>	<b>-3</b>
Signed as a free agent, July 9, 2014. Traded to Florida with a third-round selection in the 2015 NHL Draft in exchange for Tomas Fleischmann, Feb. 28, 2015.								
<b>Hedican, Bret</b>	<b>2008-09</b>	<b>D - 3</b>	<b>51</b>	<b>1</b>	<b>5</b>	<b>6</b>	<b>36</b>	<b>-7</b>
Signed as a free agent, Oct. 23, 2008. Became free agent, July 1, 2009.								
<b>Hedstrom, Jonathan</b>	<b>2002-03 &amp; 2005-06</b>	<b>RW - 51/17</b>	<b>83</b>	<b>13</b>	<b>14</b>	<b>27</b>	<b>48</b>	<b>+1</b>
Acquired from Toronto in exchange for a sixth- and seventh-round selection in the 2000 NHL Draft, June 25, 2000. Retired in Aug. 2006.								
<b>Heinen, Danton</b>	<b>2019-21</b>	<b>LW - 43</b>	<b>52</b>	<b>10</b>	<b>8</b>	<b>18</b>	<b>2</b>	<b>-14</b>
Acquired from Boston in exchange for Nick Ritchie, Feb. 24, 2020. Became a free agent, July 28, 2021.								
<b>Hendry, Jordan</b>	<b>2012-13</b>	<b>D - 40</b>	<b>2</b>	<b>0</b>	<b>0</b>	<b>0</b>	<b>0</b>	<b>0</b>
Signed as a free agent, July 1, 2012. Became a free agent, July 5, 2013.								
<b>Hicks, Alex</b>	<b>1995-96</b>	<b>LW - 32</b>	<b>82</b>	<b>12</b>	<b>17</b>	<b>29</b>	<b>51</b>	<b>+12</b>
Signed as a free agent, Aug. 23, 1995. Traded to Pittsburgh with Fredrik Olausson in exchange for Shawn Antoski and Dmitri Mironov, Nov. 19, 1996.								
<b>Hill, Sean</b>	<b>1993-94</b>	<b>D - 6</b>	<b>68</b>	<b>7</b>	<b>20</b>	<b>27</b>	<b>78</b>	<b>-12</b>
Acquired in the 1993 NHL Expansion Draft from Montreal. Traded to Ottawa in exchange for a third-round selection in the 1994 NHL Draft, June 29, 1994.								
<b>Hnidy, Shane</b>	<b>2007-08</b>	<b>D - 7</b>	<b>33</b>	<b>1</b>	<b>2</b>	<b>3</b>	<b>30</b>	<b>+2</b>
Signed as a free agent, July 5, 2007. Traded to Boston with a sixth-round selection in the 2008 NHL Draft in exchange for Brandon Bochenski, Jan. 2, 2008.								
<b>Holan, Milos</b>	<b>1995-96</b>	<b>D - 7</b>	<b>41</b>	<b>4</b>	<b>10</b>	<b>14</b>	<b>38</b>	<b>-8</b>
Acquired from Philadelphia in exchange for Anatoli Semenov, Mar. 8, 1995. Retired due to illness after the 1995-96 season.								
<b>Holland, Peter</b>	<b>2011-13</b>	<b>C - 74</b>	<b>29</b>	<b>5</b>	<b>2</b>	<b>7</b>	<b>8</b>	<b>+3</b>
Selected by Anaheim in the first round (15th overall) of the 2009 NHL Draft. Traded to Toronto along with Brad Staubitz in exchange for Jesse Blacker, a conditional third-round pick and a seventh-round pick in the 2014 NHL Draft on Nov. 16, 2013.								
<b>Holmqvist, Michael</b>	<b>2003-04</b>	<b>C - 18</b>	<b>21</b>	<b>2</b>	<b>0</b>	<b>2</b>	<b>25</b>	<b>-6</b>
Selected by Anaheim in the first round (18th overall) of the 1997 NHL Draft. Traded to Chicago in exchange for Travis Moen on July 30, 2005.								
<b>Holzer, Korbrian</b>	<b>2015-20</b>	<b>D - 5</b>	<b>145</b>	<b>4</b>	<b>14</b>	<b>18</b>	<b>82</b>	<b>-2</b>
Acquired from Toronto in exchange for Eric Brewer and a fifth-round selection in the 2016 NHL Draft, Mar. 2, 2015. Traded to Nashville in exchange for Matt Irwin and a sixth-round selection in the 2022 NHL Draft, Feb. 24, 2020.								
<b>Horcoff, Shawn</b>	<b>2015-16</b>	<b>C - 22</b>	<b>56</b>	<b>6</b>	<b>9</b>	<b>15</b>	<b>34</b>	<b>+1</b>
Signed as a free agent, July 1, 2015. Became a free agent, July 1, 2016.								

# STATISTICS OF FORMER DUCKS

<b>Houda, Doug</b>	<b>1997-98</b>	<b>D - 6</b>	<b>24</b>	<b>1</b>	<b>2</b>	<b>3</b>	<b>52</b>	<b>-5</b>
Acquired from NY Islanders with Travis Green and Tony Tuzzolino in exchange for J.J. Daigneault, Mark Janssens and Joe Sacco, Feb. 6, 1998. Traded to Detroit in exchange for future considerations, Oct. 8, 1998.								
<b>Houlder, Bill</b>	<b>1993-94</b>	<b>D - 23</b>	<b>80</b>	<b>14</b>	<b>25</b>	<b>39</b>	<b>40</b>	<b>-18</b>
Acquired in the 1993 NHL Expansion Draft from Buffalo. Traded to St. Louis in exchange for Jason Marshall, Aug. 29, 1994.								
<b>Hrkac, Tony</b>	<b>1999-01</b>	<b>C - 15</b>	<b>140</b>	<b>17</b>	<b>32</b>	<b>49</b>	<b>37</b>	<b>-2</b>
Acquired from NY Islanders with Dean Malkoc in exchange for Ted Drury, Oct. 29, 1999. Became a free agent, July 1, 2001.								
<b>Huskis, Kent</b>	<b>2005-09</b>	<b>D - 40</b>	<b>142</b>	<b>6</b>	<b>22</b>	<b>28</b>	<b>100</b>	<b>+26</b>
Signed as a free agent, Aug. 30, 2005. Traded to San Jose with Travis Moen in exchange for Nick Bonino, Timo Pielmeier and a conditional selection in the 2009 NHL Draft, Mar. 4, 2009.								
<b>Hutton, Ben</b>	<b>2020-21</b>	<b>D - 7</b>	<b>34</b>	<b>1</b>	<b>4</b>	<b>5</b>	<b>11</b>	<b>-13</b>
Signed as a free agent, Jan. 15, 2021. Traded to Toronto in exchange for a fifth-round selection in the 2022 NHL Draft, Apr. 12, 2021.								
<b>Irwin, Matt</b>	<b>2019-20</b>	<b>D - 52</b>	<b>9</b>	<b>0</b>	<b>1</b>	<b>1</b>	<b>4</b>	<b>-7</b>
Acquired from Nashville with a sixth-round selection in the 2022 NHL Draft in exchange for Korbinian Holzer, Feb. 24, 2020. Became a free agent, Oct. 9, 2020.								
<b>Jackman, Ric</b>	<b>2006-07</b>	<b>D - 5</b>	<b>24</b>	<b>1</b>	<b>10</b>	<b>11</b>	<b>10</b>	<b>+3</b>
Acquired from Florida for a conditional draft pick, Jan. 2, 2007. Became a free agent, July 1, 2007.								
<b>Jackman, Tim</b>	<b>2013-16</b>	<b>RW - 18</b>	<b>83</b>	<b>8</b>	<b>3</b>	<b>11</b>	<b>152</b>	<b>-8</b>
Acquired from Calgary in exchange for sixth-round selection in the 2014 NHL Draft, Nov. 21, 2013. Traded to Chicago with a seventh-round selection in the 2017 NHL Draft in exchange for Corey Tropp, Feb. 29, 2016.								
<b>Jacques, Jean-Francois</b>	<b>2011-12</b>	<b>LW - 19</b>	<b>6</b>	<b>0</b>	<b>0</b>	<b>0</b>	<b>12</b>	<b>+2</b>
Signed as a free agent, July 6, 2011. Became a free agent, July 1, 2012.								
<b>Janssens, Mark</b>	<b>1997-98</b>	<b>C - 24/18</b>	<b>67</b>	<b>4</b>	<b>7</b>	<b>11</b>	<b>163</b>	<b>-25</b>
Acquired from Hartford in exchange for Bates Battaglia and a fourth-round selection in the 1998 NHL Draft, Mar. 18, 1997. Traded to NY Islanders with J.J. Daigneault and Joe Sacco in exchange for Travis Green, Doug Houda and Tony Tuzzolino, Feb. 6, 1998.								
<b>Johnson, Craig</b>	<b>2003-04</b>	<b>LW - 27</b>	<b>39</b>	<b>1</b>	<b>2</b>	<b>3</b>	<b>14</b>	<b>-4</b>
Signed as a free agent, Sept. 9, 2003. Claimed on waivers by Toronto, Jan. 9, 2004.								
<b>Jomphre, J.F.</b>	<b>1995-98</b>	<b>C - 46</b>	<b>104</b>	<b>10</b>	<b>29</b>	<b>39</b>	<b>100</b>	<b>-1</b>
Signed as a free agent, Sept. 27, 1993. Traded to Phoenix in exchange for Jim McKenzie, June 18, 1998.								
<b>Jonsson, Jorgen</b>	<b>1999-00</b>	<b>C - 22</b>	<b>13</b>	<b>1</b>	<b>2</b>	<b>3</b>	<b>0</b>	<b>-2</b>
Acquired from NY Islanders for Johan Davidsson and future considerations, Mar. 11, 2000. Signed as a free agent by Farjestad (Sweden), May 24, 2000.								
<b>Kariya, Paul</b>	<b>1995-03</b>	<b>LW - 9</b>	<b>606</b>	<b>300</b>	<b>369</b>	<b>669</b>	<b>213</b>	<b>+52</b>
Selected by Anaheim in the first round (fourth overall) of the 1993 NHL Draft. Became a free agent, July 1, 2003.								
<b>Karlsson, William</b>	<b>2014-15</b>	<b>C - 38</b>	<b>18</b>	<b>2</b>	<b>1</b>	<b>3</b>	<b>2</b>	<b>+1</b>
Selected by Anaheim in the second-round (53rd overall) of the 2011 NHL Draft. Traded to Columbus with Rene Bourque and a second-round selection in the 2015 NHL Draft in exchange for James Wisniewski and a third-round selection in the 2015 NHL Draft, Mar. 2, 2015.								
<b>Karpa, David</b>	<b>1995-98</b>	<b>D - 15/17/33</b>	<b>245</b>	<b>7</b>	<b>43</b>	<b>50</b>	<b>788</b>	<b>+5</b>
Acquired from Quebec in exchange for a conditional selection in the 1997 NHL Draft (fourth), Mar. 8, 1995. Traded to Carolina with a fourth-round selection in the 2000 NHL Draft in exchange for Stu Grimson and Kevin Haller, Aug. 11, 1998.								
<b>Karpov, Valeri</b>	<b>1994-97</b>	<b>RW - 11</b>	<b>76</b>	<b>14</b>	<b>15</b>	<b>29</b>	<b>32</b>	<b>-7</b>
Selected by Anaheim in the third round (56th overall) of the 1993 NHL Draft. Became a free agent, July 1, 1997.								
<b>Kasatonov, Alexei</b>	<b>1993-94</b>	<b>D - 7</b>	<b>55</b>	<b>4</b>	<b>18</b>	<b>22</b>	<b>43</b>	<b>-8</b>
Acquired in the 1993 NHL Expansion Draft from New Jersey. Traded to St. Louis in exchange for Maxim Bets and a sixth-round selection in the 1995 NHL Draft, Mar. 21, 1994.								
<b>Kase, Ondrej</b>	<b>2016-20</b>	<b>RW - 86/25</b>	<b>198</b>	<b>43</b>	<b>53</b>	<b>96</b>	<b>44</b>	<b>+10</b>
Selected by Anaheim in the seventh round (205th overall) of the 2014 NHL Draft. Traded to Boston in exchange for David Backes, Axel Andersson and a first-round selection in the 2020 NHL Draft, Feb. 21, 2020.								
<b>Kelly, Chris</b>	<b>2017-18</b>	<b>C - 22</b>	<b>12</b>	<b>0</b>	<b>2</b>	<b>2</b>	<b>2</b>	<b>+1</b>
Signed as a free agent, Feb. 25, 2017. Became a free agent, July 1, 2018.								
<b>Kerdiles, Nicolas</b>	<b>2016-18</b>	<b>LW - 58</b>	<b>3</b>	<b>0</b>	<b>0</b>	<b>0</b>	<b>0</b>	<b>+1</b>
Selected by Anaheim in the second round (36th overall) of the 2012 NHL Draft. Traded to Winnipeg in exchange for Chase De Leo, June 30, 2018.								
<b>Kilger, Chad</b>	<b>1995-96</b>	<b>C - 8</b>	<b>45</b>	<b>5</b>	<b>7</b>	<b>12</b>	<b>22</b>	<b>-2</b>
Selected by Anaheim in the first round (fourth overall) of the 1995 NHL Draft. Traded to Winnipeg with Oleg Tverdoksy and a third-round selection in the 1996 NHL Draft in exchange for Teemu Selanne, Marc Chouinard and a fourth-round selection in the 1996 NHL Draft, Feb. 7, 1996.								
<b>King, Jason</b>	<b>2007-08</b>	<b>RW - 42</b>	<b>4</b>	<b>0</b>	<b>0</b>	<b>0</b>	<b>0</b>	<b>-3</b>
Acquired from Vancouver with a conditional third-round selection in the 2009 NHL Draft in exchange for Ryan Shannon, June 23, 2007. Signed with the Adler Mannheim of the Deutsche Liga (Germany), June 2, 2008.								
<b>King, Steven</b>	<b>1993-96</b>	<b>RW - 17/24</b>	<b>43</b>	<b>10</b>	<b>3</b>	<b>13</b>	<b>59</b>	<b>-8</b>
Acquired in the 1993 NHL Expansion Draft from NY Rangers. Became a free agent, July 1, 1996.								
<b>Kjellberg, Patric</b>	<b>2001-03</b>	<b>RW - 18</b>	<b>141</b>	<b>15</b>	<b>19</b>	<b>34</b>	<b>26</b>	<b>-18</b>
Acquired from Nashville in exchange for Petr Tenkrat, Nov. 1, 2001. Became a free agent, July 1, 2003.								
<b>Klee, Ken</b>	<b>2008-09</b>	<b>D - 2</b>	<b>3</b>	<b>0</b>	<b>0</b>	<b>0</b>	<b>4</b>	<b>+0</b>
Acquired from Atlanta with Brad Larsen and Chad Painchaud in exchange for Mathieu Schneider, Sept. 26, 2008. Claimed off waivers by Phoenix on Oct. 28, 2008.								
<b>Kloos, Justin</b>	<b>2018-19</b>	<b>RW - x</b>	<b>1</b>	<b>0</b>	<b>0</b>	<b>0</b>	<b>0</b>	<b>0</b>
Acquired from Minnesota in exchange for Pontus Aberg, Jan. 17, 2018. Became a free agent, Oct. 9, 2020.								
<b>Knutsen, Espen</b>	<b>1997-98</b>	<b>C - 47/21</b>	<b>19</b>	<b>3</b>	<b>0</b>	<b>3</b>	<b>6</b>	<b>-10</b>
Acquired from Hartford in exchange for Kevin Brown, Oct. 1, 1996. Traded to Columbus in exchange for a fourth-round selection in the 2001 NHL Draft, May 25, 2000.								
<b>Kohn, Ladislav</b>	<b>1999-01</b>	<b>RW - 29</b>	<b>128</b>	<b>9</b>	<b>19</b>	<b>28</b>	<b>69</b>	<b>-32</b>
Acquired from Atlanta in exchange for an eighth-round selection in the 2000 NHL Draft, Sept. 27, 1999. Traded to Atlanta for Sergei Vyshekevich and Scott Langkow, Feb. 9, 2001.								
<b>Koivu, Saku</b>	<b>2009-14</b>	<b>C - 11</b>	<b>332</b>	<b>64</b>	<b>127</b>	<b>191</b>	<b>186</b>	<b>+20</b>
Signed as a free agent, July 8, 2009. Became a free agent, July 1, 2014.								



# STATISTICS OF FORMER DUCKS



<b>Kondratiev, Maxim</b>	<b>2007-08</b>	<b>D - 20</b>	<b>4</b>	<b>0</b>	<b>0</b>	<b>0</b>	<b>0</b>	<b>-2</b>
Acquired from NY Rangers in exchange for Petr Sykora and a fourth-round selection in the 2007 NHL Draft, Jan. 8, 2006. Placed on waivers, Jan. 30, 2008.								
<b>Konopka, Zenon</b>	<b>2005-06</b>	<b>C - 25</b>	<b>23</b>	<b>4</b>	<b>3</b>	<b>7</b>	<b>48</b>	<b>-4</b>
Signed as a free agent, Sept. 1, 2004. Traded to Columbus with Curtis Glencross and a selection in either the 2007 or 2008 NHL Draft in exchange for Mark Hartigan, Joe Motzko and a fourth-round selection in the 2007 NHL Draft, Jan. 26, 2007.								
<b>Kossila, Kalle</b>	<b>2016-19</b>	<b>LW - 83</b>	<b>19</b>	<b>2</b>	<b>1</b>	<b>3</b>	<b>4</b>	<b>-5</b>
Signed as an undrafted free agent, June 30, 2016. Became a free agent, July 1, 2019.								
<b>Krivokrasov, Sergei</b>	<b>2001-02</b>	<b>RW - 23</b>	<b>17</b>	<b>1</b>	<b>2</b>	<b>3</b>	<b>19</b>	<b>-1</b>
Acquired from Minnesota in exchange for a seventh-round selection in the 2002 NHL Draft and future considerations, Nov. 1, 2001. Became a free agent July 1, 2002.								
<b>Krog, Jason</b>	<b>2002-04</b>	<b>C - 10</b>	<b>147</b>	<b>16</b>	<b>27</b>	<b>43</b>	<b>28</b>	<b>-3</b>
Signed as a free agent, July 17, 2002. Became a free agent, July 1, 2004.								
<b>Krygier, Todd</b>	<b>1994-96</b>	<b>LW - 25</b>	<b>95</b>	<b>20</b>	<b>39</b>	<b>59</b>	<b>80</b>	<b>-8</b>
Acquired from Washington in exchange for a fourth-round selection in the 1996 NHL Draft, Feb. 2, 1995. Traded to Washington in exchange for Mike Torchia, Mar. 8, 1996.								
<b>Kunitz, Chris</b>	<b>2003-05 &amp; 2005-09</b>	<b>LW - 38/14</b>	<b>313</b>	<b>81</b>	<b>111</b>	<b>192</b>	<b>297</b>	<b>+60</b>
Signed as free agent, Apr. 1, 2003. Claimed off waivers by Atlanta, Oct. 4, 2005. Claimed off waivers from Atlanta Oct. 18, 2005. Traded to Pittsburgh with Eric Tangradi in exchange for Ryan Whitney, Feb. 26, 2009.								
<b>Kurri, Jari</b>	<b>1996-97</b>	<b>RW/C - 17</b>	<b>82</b>	<b>13</b>	<b>22</b>	<b>35</b>	<b>12</b>	<b>-13</b>
Signed as a free agent, Aug. 14, 1996. Became a free agent, July 1, 1997.								
<b>Kurvers, Tom</b>	<b>1994-95</b>	<b>D - 24</b>	<b>22</b>	<b>4</b>	<b>3</b>	<b>7</b>	<b>6</b>	<b>-13</b>
Acquired from NY Islanders in exchange for Troy Loney, June 29, 1994. Became a free agent, July 1, 1995.								
<b>Ladouceur, Randy</b>	<b>1993-96</b>	<b>D - 29</b>	<b>188</b>	<b>4</b>	<b>16</b>	<b>20</b>	<b>157</b>	<b>+14</b>
Acquired in the 1993 NHL Expansion Draft from Hartford. Retired from the NHL after the 1995-96 season.								
<b>Lambert, Denny</b>	<b>1994-96 &amp; 2001-02</b>	<b>LW - 42/27</b>	<b>119</b>	<b>3</b>	<b>16</b>	<b>19</b>	<b>272</b>	<b>+2</b>
Signed as a free agent, Aug. 16, 1993. Became a free agent, July 1, 1996. Acquired from Atlanta in exchange for future considerations, July 2, 2001. Became a free agent, July 1, 2002.								
<b>Lapierre, Maxim</b>	<b>2010-11</b>	<b>C - 14</b>	<b>21</b>	<b>0</b>	<b>3</b>	<b>3</b>	<b>9</b>	<b>-6</b>
Acquired from Montreal in exchange for Brett Festerling and a fifth-round selection in the 2012 NHL Draft, Dec. 31, 2010. Traded to Vancouver with MacGregor Sharp in exchange for Joel Perrault and a third-round selection in the 2012 NHL Draft, Feb. 28, 2011.								
<b>Lebeau, Stephan</b>	<b>1993-95</b>	<b>C - 47</b>	<b>60</b>	<b>14</b>	<b>20</b>	<b>34</b>	<b>26</b>	<b>+1</b>
Acquired from Montreal in exchange for Ron Tugnutt, Feb. 20, 1994. Became a free agent, July 1, 1995.								
<b>LeBoutillier, Peter</b>	<b>1996-98</b>	<b>RW - 52</b>	<b>35</b>	<b>2</b>	<b>1</b>	<b>3</b>	<b>176</b>	<b>-1</b>
Selected by Anaheim in the sixth round (133rd overall) of the 1995 NHL Draft. Became a free agent, July 1, 2000.								
<b>Leclerc, Mike</b>	<b>1996-04</b>	<b>LW - 27/12</b>	<b>291</b>	<b>54</b>	<b>78</b>	<b>132</b>	<b>251</b>	<b>-43</b>
Selected by Anaheim in the third round (55th overall) of the 1995 NHL Draft. Traded to Phoenix in exchange for a conditional selection in the 2007 NHL Draft, Aug. 23, 2005.								
<b>Liambas, Mike</b>	<b>2017-18</b>	<b>LW - 51</b>	<b>7</b>	<b>0</b>	<b>1</b>	<b>1</b>	<b>21</b>	<b>+0</b>
Signed as a free agent, July 1, 2017. Became a free agent July 1, 2018.								
<b>Lilja, Andreas</b>	<b>2010-11</b>	<b>D - 3</b>	<b>52</b>	<b>1</b>	<b>6</b>	<b>7</b>	<b>28</b>	<b>-15</b>
Signed as a free agent, Oct. 11, 2010. Became a free agent July 1, 2011.								
<b>Lilley, John</b>	<b>1993-96</b>	<b>RW - 48/27</b>	<b>23</b>	<b>3</b>	<b>8</b>	<b>11</b>	<b>13</b>	<b>+2</b>
Signed as a free agent, Mar. 9, 1994. Became a free agent, July 1, 1996.								
<b>Loach, Lonnie</b>	<b>1993-94</b>	<b>LW - 27</b>	<b>3</b>	<b>0</b>	<b>0</b>	<b>0</b>	<b>2</b>	<b>-2</b>
Acquired in the 1993 NHL Expansion Draft from Los Angeles. Became a free agent, July 1, 1994.								
<b>Lombardi, Matthew</b>	<b>2012-13</b>	<b>C - 19</b>	<b>7</b>	<b>0</b>	<b>0</b>	<b>0</b>	<b>4</b>	<b>-2</b>
Acquired from Phoenix in exchange for Brandon McMillon, Apr. 3, 2013. Became a free agent, July 5, 2013.								
<b>Loney, Troy</b>	<b>1993-94</b>	<b>LW - 24</b>	<b>62</b>	<b>13</b>	<b>6</b>	<b>19</b>	<b>88</b>	<b>-5</b>
Acquired in the 1993 NHL Expansion Draft from Pittsburgh. Traded to the NY Islanders in exchange for Tom Kurvers, June 29, 1994.								
<b>Lovejoy, Ben</b>	<b>2012-15</b>	<b>D - 6</b>	<b>150</b>	<b>6</b>	<b>33</b>	<b>39</b>	<b>85</b>	<b>+30</b>
Acquired from Pittsburgh in exchange for a fifth-round selection in the 2014 NHL Draft, Feb. 6, 2013. Traded to Pittsburgh in exchange for Simon Despres, Mar. 2, 2015.								
<b>Lupul, Joffrey</b>	<b>2003-06 &amp; 2009-11</b>	<b>RW - 15/14/19</b>	<b>205</b>	<b>56</b>	<b>58</b>	<b>114</b>	<b>108</b>	<b>-20</b>
Selected in the first round (seventh overall) in the 2002 NHL Draft, June 22, 2002. Traded to Edmonton with Ladislav Smid, a first-round selection in the 2007 NHL Draft, a conditional first-round selection and a second-round selection in the 2008 NHL Draft in exchange for Chris Pronger, July 3, 2006. Acquired from Philadelphia with Luca Sbisa, a first-round selection in the 2009 NHL Draft, a first-round selection in the 2010 NHL Draft and a conditional selection in 2010 or 2011 for Chris Pronger and Ryan Dingle, June 26, 2009. Traded to Toronto with Jake Gardiner and a conditional fourth-round selection in 2013 in exchange for Francois Beauchemin, Feb. 9, 2011.								
<b>Lydman, Toni</b>	<b>2010-13</b>	<b>D - 32</b>	<b>187</b>	<b>3</b>	<b>41</b>	<b>44</b>	<b>100</b>	<b>+31</b>
Signed as a free agent, July 1, 2010. Became a free agent, July 5, 2013.								
<b>Maceneauer, Maxime</b>	<b>2011-12</b>	<b>C - 49</b>	<b>29</b>	<b>1</b>	<b>3</b>	<b>4</b>	<b>18</b>	<b>-4</b>
Selected by Anaheim in the third round (63rd overall) of the 2007 NHL Draft, June 23, 2007. Traded to Winnipeg in exchange for Riley Holzapfel, Feb. 13, 2012.								
<b>Mara, Paul</b>	<b>2010-11</b>	<b>D - 23</b>	<b>33</b>	<b>1</b>	<b>1</b>	<b>2</b>	<b>40</b>	<b>-1</b>
Signed as a free agent, Sept. 16, 2010. Traded to Montreal in exchange for a fifth-round selection in the 2012 NHL Draft, Feb. 17, 2011.								
<b>Marchant, Todd</b>	<b>2005-11</b>	<b>C - 22</b>	<b>421</b>	<b>38</b>	<b>74</b>	<b>112</b>	<b>230</b>	<b>-29</b>
Claimed off waivers from Columbus, Nov. 21, 2005. Retired, June 29, 2011.								
<b>Marha, Josef</b>	<b>1997-99</b>	<b>C - 10</b>	<b>22</b>	<b>7</b>	<b>5</b>	<b>12</b>	<b>0</b>	<b>0</b>
Acquired from Colorado in exchange for Warren Rychel and a conditional selection in the 1999 NHL Draft, Mar. 24, 1998. Traded to Chicago in exchange for future considerations, Jan. 28, 1999.								
<b>Maroon, Patrick</b>	<b>2010-16</b>	<b>LW - 19/62</b>	<b>204</b>	<b>26</b>	<b>53</b>	<b>79</b>	<b>249</b>	<b>-8</b>
Acquired from Philadelphia with David Laliberte in exchange for Danny Svyetret and Rob Bordon, Nov. 21, 2010. Traded to Edmonton in exchange for Martin Gernat and a fourth-round selection in the 2016 NHL Draft, Feb. 29, 2016.								

# STATISTICS OF FORMER DUCKS

<b>Marshall, Jason</b>	<b>1995-01 &amp; 2005-06</b>	<b>D - 23/28/6</b>	<b>370</b>	<b>8</b>	<b>34</b>	<b>42</b>	<b>740</b>	<b>-26</b>
Acquired from St. Louis in exchange for Bill Houlder, Aug. 29, 1994. Traded to Washington in exchange for Alexei Tezikov and a fourth-round selection in the 2001 NHL Draft, Mar. 13, 2001. Signed as a free agent, Aug. 8, 2005. Became a free agent, July 1, 2006.								
<b>Martensson, Tony</b>	<b>2003-04</b>	<b>C - 46</b>	<b>6</b>	<b>1</b>	<b>1</b>	<b>2</b>	<b>0</b>	<b>-2</b>
Selected in the seventh round (224th overall) of the 2001 NHL Draft. Signed as a free agent by Linköping (Sweden), May 17, 2004.								
<b>Maxwell, Ben</b>	<b>2011-12</b>	<b>C - 14</b>	<b>6</b>	<b>0</b>	<b>1</b>	<b>1</b>	<b>2</b>	<b>+1</b>
Claimed off waivers from Winnipeg, Nov. 10, 2011. Claimed off waivers by Winnipeg, Dec. 6, 2011.								
<b>May, Brad</b>	<b>2007-09</b>	<b>LW - 24</b>	<b>95</b>	<b>3</b>	<b>7</b>	<b>10</b>	<b>94</b>	<b>+6</b>
Acquired from Colorado in exchange for Mike Wall, Feb. 27, 2007. Traded to Toronto in exchange for a conditional sixth-round selection in the 2010 NHL Draft, Jan. 7, 2009.								
<b>McDonald, Andy</b>	<b>2000-07</b>	<b>C - 48/11/19</b>	<b>391</b>	<b>92</b>	<b>167</b>	<b>259</b>	<b>162</b>	<b>+24</b>
Signed as a free agent, Apr. 3, 2000. Traded to St. Louis in exchange for Doug Weight, Michel Birner and a seventh-round selection in the 2008 NHL Draft, Dec. 14, 2007.								
<b>McGinn, Jamie</b>	<b>2015-16</b>	<b>LW - 88</b>	<b>21</b>	<b>8</b>	<b>4</b>	<b>12</b>	<b>23</b>	<b>+3</b>
Acquired from Buffalo in exchange for a third-round selection in the 2016 NHL Draft, Feb. 29, 2016. Became a free agent, July 1, 2016.								
<b>McInnis, Marty</b>	<b>1998-02</b>	<b>RW - 16</b>	<b>272</b>	<b>57</b>	<b>88</b>	<b>145</b>	<b>127</b>	<b>-53</b>
Acquired from Chicago in exchange for a fourth-round selection in the 2000 NHL Draft, Oct. 27, 1998. Traded to Boston in exchange for a third-round selection in the 2002 NHL Draft, Mar. 5, 2002.								
<b>McIver, Nathan</b>	<b>2008-09</b>	<b>D - 6</b>	<b>18</b>	<b>0</b>	<b>1</b>	<b>1</b>	<b>36</b>	<b>+2</b>
Claimed off waivers from Vancouver, Oct. 4, 2008. Traded to Vancouver in exchange for Mike Brown, Feb. 4, 2009.								
<b>McKay, Scott</b>	<b>1993-94</b>	<b>C - 45</b>	<b>1</b>	<b>0</b>	<b>0</b>	<b>0</b>	<b>0</b>	<b>0</b>
Signed as a free agent, Aug. 2, 1993. Became a free agent, July 1, 1995.								
<b>McKenzie, Jim</b>	<b>1998-00</b>	<b>LW - 33</b>	<b>104</b>	<b>8</b>	<b>7</b>	<b>15</b>	<b>147</b>	<b>-23</b>
Acquired from Phoenix in exchange for J.F. Jomphe, June 18, 1998. Claimed by Washington off NHL waivers Jan. 20, 2000.								
<b>McMillan, Brandon</b>	<b>2010-13</b>	<b>C/LW - 64</b>	<b>91</b>	<b>11</b>	<b>15</b>	<b>26</b>	<b>40</b>	<b>-16</b>
Selected by Anaheim in the third round (85th overall) of the 2008 NHL Draft, July 30, 2005. Traded to Phoenix in exchange for Matthew Lombardi, Apr. 3, 2013.								
<b>McSweeney, Don</b>	<b>1994-96</b>	<b>D - 39/6</b>	<b>38</b>	<b>3</b>	<b>9</b>	<b>12</b>	<b>43</b>	<b>+4</b>
Signed as a free agent on Jan. 12, 1994. Became a free agent, July 1, 1996.								
<b>Megna, Jaycob</b>	<b>2016-19</b>	<b>D - 75/43</b>	<b>43</b>	<b>1</b>	<b>4</b>	<b>5</b>	<b>14</b>	<b>-4</b>
Selected by Anaheim in the seventh round (210th overall) of the 2012 NHL Draft, June 23, 2012. Became a free agent, July 1, 2019.								
<b>Melin, Bjorn</b>	<b>2006-07</b>	<b>RW - 43</b>	<b>3</b>	<b>1</b>	<b>0</b>	<b>1</b>	<b>0</b>	<b>-1</b>
Acquired from NY Islanders with Ben Guite in exchange for future Dave Roche, Mar. 19, 2002. Signed with HV-71 of the Swedish Elite League, Sept. 9, 2003. Signed as a free agent, May 31, 2006. Signed with HV-71 of the Swedish Elite League, Apr. 27, 2007.								
<b>Mikkelsen, Brendan</b>	<b>2008-11</b>	<b>D - 60</b>	<b>67</b>	<b>0</b>	<b>5</b>	<b>5</b>	<b>38</b>	<b>-6</b>
Selected by Anaheim in the second round (31st overall) of the 2005 NHL Draft, July 30, 2005. Claimed off waivers by Calgary, Oct. 19, 2010.								
<b>Mikulchik, Oleg</b>	<b>1995-96</b>	<b>D - 44</b>	<b>8</b>	<b>0</b>	<b>0</b>	<b>0</b>	<b>4</b>	<b>-2</b>
Signed as a free agent, July 28, 1995. Became a free agent, July 1, 1996.								
<b>Miller, Drew</b>	<b>2006-09</b>	<b>LW - 18</b>	<b>53</b>	<b>6</b>	<b>9</b>	<b>15</b>	<b>23</b>	<b>-1</b>
Selected by Anaheim in the sixth round (186th overall) of the 2003 NHL Draft. Traded to Tampa Bay with a third-round selection in the 2010 NHL Draft in exchange for Evgeny Artyukin, Aug. 13, 2009.								
<b>Miller, Kip</b>	<b>1999-00</b>	<b>C - 11</b>	<b>30</b>	<b>6</b>	<b>17</b>	<b>23</b>	<b>4</b>	<b>+1</b>
Acquired from Pittsburgh in exchange for future considerations, Jan. 29, 2000. Became free agent on July 1, 2000.								
<b>Mironov, Dmitri</b>	<b>1996-98</b>	<b>D - 15</b>	<b>128</b>	<b>18</b>	<b>64</b>	<b>82</b>	<b>192</b>	<b>+13</b>
Acquired from Pittsburgh with Shawn Antoski in exchange for Alex Hicks and Fredrik Claussun, Nov. 19, 1996. Traded to Detroit in exchange for Jamie Pushor and a fourth-round selection in the 1998 NHL Draft, Mar. 24, 1998.								
<b>Moen, Travis</b>	<b>2005-09</b>	<b>LW - 32</b>	<b>261</b>	<b>22</b>	<b>23</b>	<b>45</b>	<b>331</b>	<b>-34</b>
Acquired from Chicago in exchange for Mikael Holmqvist, July 30, 2005. Traded to San Jose with Kent Huskins in exchange for Nick Bonino, Timo Pielmeier and a conditional selection in the 2009 NHL Draft, Mar. 4, 2009.								
<b>Montador, Steve</b>	<b>2008-09</b>	<b>D - 5</b>	<b>65</b>	<b>4</b>	<b>16</b>	<b>20</b>	<b>125</b>	<b>+14</b>
Signed as a free agent, July 11, 2008. Traded to Boston for Petteri Nokelainen, Mar. 4, 2009.								
<b>Montour, Brandon</b>	<b>2016-19</b>	<b>D - 71/26</b>	<b>169</b>	<b>16</b>	<b>47</b>	<b>63</b>	<b>96</b>	<b>+11</b>
Selected by Anaheim in the second-round (55th overall) of the 2014 NHL Draft. Traded to Buffalo in exchange for Brendan Guhle and a conditional first-round selection in the 2019 NHL Draft, Feb. 24, 2019.								
<b>Moran, Ian</b>	<b>2006-07</b>	<b>D - 18</b>	<b>1</b>	<b>0</b>	<b>0</b>	<b>0</b>	<b>0</b>	<b>-1</b>
Signed as a free agent, Aug. 15, 2006. Signed with Eisbaren Berlin of the German Elite League, Jan. 25, 2007.								
<b>Moro, Marc</b>	<b>1997-98</b>	<b>D - 37</b>	<b>1</b>	<b>0</b>	<b>0</b>	<b>0</b>	<b>0</b>	<b>0</b>
Acquired from Ottawa with Ted Drury in exchange for Shaun Van Allen and Jason York, Oct. 1, 1996. Traded to Nashville with Chris Mason in exchange for Dominic Roussel, Oct. 5, 1998.								
<b>Morrison, Brendan</b>	<b>2008-09</b>	<b>C/LW - 7</b>	<b>62</b>	<b>10</b>	<b>12</b>	<b>22</b>	<b>16</b>	<b>0</b>
Signed as a free agent, July 8, 2008. Claimed off waivers by Dallas, Mar. 4, 2009.								
<b>Motzko, Joe (playoffs only)</b>	<b>2006-07</b>	<b>RW - 46</b>	<b>3</b>	<b>0</b>	<b>0</b>	<b>0</b>	<b>0</b>	<b>+2</b>
Acquired from Columbus with Mark Hartigan and a 2007 fourth-round selection in exchange for Curtis Glencross, Zenon Konopka and a seventh-round selection in the 2007 or 2008 NHL Draft, Jan. 26, 2007. Became free agent, July 1, 2007.								
<b>Mowers, Mark</b>	<b>2007</b>	<b>RW - 48/28</b>	<b>17</b>	<b>1</b>	<b>0</b>	<b>1</b>	<b>8</b>	<b>0</b>
Acquired from Boston in exchange for Nathan Saunders and Brett Skinner, Sept. 24, 2007. Became a free agent, Nov. 30, 2007.								
<b>Nazarov, Andrei</b>	<b>2000-01</b>	<b>RW - 26</b>	<b>16</b>	<b>1</b>	<b>0</b>	<b>1</b>	<b>29</b>	<b>-9</b>
Acquired from Calgary with a second-round selection in the 2001 NHL Draft in exchange for Jordan Leopold, Sept. 26, 2000. Traded to Boston with Patrick Traverse in exchange for Samuel Pahlsson, Nov. 18, 2000.								
<b>Nieckar, Barry</b>	<b>1996-98</b>	<b>LW - 42</b>	<b>3</b>	<b>0</b>	<b>0</b>	<b>0</b>	<b>7</b>	<b>0</b>
Signed as a free agent, Oct. 2, 1996. Became a free agent, July 1, 1998.								
<b>Niedermayer, Rob</b>	<b>2003-09</b>	<b>LW/RW - 44</b>	<b>382</b>	<b>56</b>	<b>68</b>	<b>124</b>	<b>311</b>	<b>-32</b>
Acquired from Calgary in exchange for Jean-Francois Dampousse and Mike Commodore, Mar. 11, 2003. Became free agent on July 1, 2009.								
<b>Niedermayer, Scott</b>	<b>2005-10</b>	<b>D - 27</b>	<b>371</b>	<b>60</b>	<b>204</b>	<b>264</b>	<b>306</b>	<b>-5</b>

# STATISTICS OF FORMER DUCKS



Signed as a free agent, Aug. 4, 2005. Announced his retirement, June 22, 2010.

<b>Nielsen, Jeff</b>	<b>1997-00</b>	<b>RW - 19</b>	<b>191</b>	<b>17</b>	<b>19</b>	<b>36</b>	<b>64</b>	<b>-9</b>
Signed as a free agent, Aug. 11, 1997. Selected by Minnesota in the 2000 NHL Expansion Draft, June 23, 2000.								
<b>Niemi, Antti-Jussi</b>	<b>2000-02</b>	<b>D - 4/40</b>	<b>29</b>	<b>1</b>	<b>1</b>	<b>2</b>	<b>22</b>	<b>-7</b>
Acquired from Ottawa with Ted Donato in exchange for Patrick Lalime, June 18, 1999. Signed as a free agent by Jokerit Helsinki (Finland), Aug. 13, 2002.								
<b>Nikulin, Igor (playoff only)</b>	<b>1996-97</b>	<b>RW - 21</b>	<b>1</b>	<b>0</b>	<b>0</b>	<b>0</b>	<b>0</b>	<b>0</b>
Selected by Anaheim in the fifth round (107th overall) of the 1995 NHL Draft. Became a free agent, July 1, 1999.								
<b>Noesen, Stefan</b>	<b>2014-17</b>	<b>RW - 64</b>	<b>14</b>	<b>2</b>	<b>0</b>	<b>2</b>	<b>2</b>	<b>+2</b>
Acquired from Ottawa with Jakob Silfverberg and a first round selection in the 2014 NHL Draft in exchange for Bobby Ryan, July 5, 2013. Claimed off waivers by New Jersey, Jan. 25, 2017.								
<b>Nokelainen, Petteri</b>	<b>2008-10</b>	<b>C/RW - 17</b>	<b>67</b>	<b>8</b>	<b>9</b>	<b>17</b>	<b>27</b>	<b>-4</b>
Acquired from Boston in exchange for Steve Montador, Mar. 4, 2009. Traded to Phoenix in exchange for a sixth-round selection in the 2010 NHL Draft, Mar. 3, 2010.								
<b>Norris, Dwayne</b>	<b>1995-96</b>	<b>RW - 28</b>	<b>3</b>	<b>0</b>	<b>1</b>	<b>1</b>	<b>2</b>	<b>0</b>
Signed as a free agent, Nov. 3, 1995. Became a free agent, July 1, 1996.								
<b>Oates, Adam</b>	<b>2002-03</b>	<b>C - 77</b>	<b>67</b>	<b>9</b>	<b>36</b>	<b>45</b>	<b>16</b>	<b>-1</b>
Signed as a free agent, July 1, 2002. Became a free agent, July 1, 2003.								
<b>O'Brien, Shane</b>	<b>2006-07</b>	<b>D - 37</b>	<b>62</b>	<b>2</b>	<b>12</b>	<b>14</b>	<b>140</b>	<b>+5</b>
Selected by Anaheim in the eighth round (250th overall) of the 2003 NHL Draft. Traded to Tampa Bay with a 3rd round selection in the 2007 NHL Draft in exchange for Gerald Coleman and a first round selection in the 2007 NHL Draft, Feb. 24, 2007.								
<b>O'Connor, Myles</b>	<b>1993-94</b>	<b>D - 44</b>	<b>5</b>	<b>0</b>	<b>1</b>	<b>1</b>	<b>6</b>	<b>0</b>
Signed as a free agent, July 22, 1993. Became a free agent, July 1, 1995.								
<b>O'Donnell, Sean</b>	<b>2006-08</b>	<b>D - 21</b>	<b>182</b>	<b>5</b>	<b>24</b>	<b>29</b>	<b>202</b>	<b>+21</b>
Acquired from Phoenix in exchange for Joel Perrault, Mar. 9, 2006. Traded to Los Angeles in exchange for a conditional draft pick, Sept. 30, 2008.								
<b>Oksiuta, Roman</b>	<b>1995-97</b>	<b>RW - 28/10</b>	<b>42</b>	<b>13</b>	<b>12</b>	<b>25</b>	<b>40</b>	<b>-10</b>
Acquired from Vancouver in exchange for Mike Sillinger, Mar. 15, 1996. Traded to Pittsburgh in exchange for Richard Park, Mar. 18, 1997.								
<b>Olausson, Fredrik</b>	<b>1995-96, 1998-00 &amp; 2002-03</b>	<b>D - 2/4</b>	<b>244</b>	<b>37</b>	<b>90</b>	<b>127</b>	<b>112</b>	<b>+6</b>
Acquired on waivers from Edmonton, Jan. 16, 1996. Traded to Pittsburgh with Alex Hicks in exchange for Shawn Antoski and Dmitri Mironov, Nov. 19, 1996. Signed as a free agent, Aug. 28, 1998. Retired from the NHL, Apr. 10, 2000. Signed as a free agent, July 12, 2002. Became a free agent, July 1, 2003.								
<b>O'Marra, Ryan</b>	<b>2011-12</b>	<b>C - 58</b>	<b>2</b>	<b>0</b>	<b>0</b>	<b>0</b>	<b>0</b>	<b>-1</b>
Acquired from Edmonton in exchange for Bryan Rodney, Feb. 16, 2012. Became a free agent, July 1, 2012.								
<b>O'Sullivan, Chris</b>	<b>2002-03</b>	<b>D - 37</b>	<b>2</b>	<b>0</b>	<b>1</b>	<b>1</b>	<b>0</b>	<b>0</b>
Signed as a free agent, July 20, 2002. Became a free agent, July 1, 2003.								
<b>Ostryck, Nathan</b>	<b>2009-10</b>	<b>D - 41</b>	<b>3</b>	<b>0</b>	<b>0</b>	<b>0</b>	<b>2</b>	<b>-1</b>
Acquired from Atlanta with a conditional draft choice in the 2011 NHL Draft in exchange for Evgeny Artyukhin, Mar. 1, 2010. Became free agent, July 1, 2010.								
<b>Ozolins, Sandis</b>	<b>2003-06</b>	<b>D - 8</b>	<b>84</b>	<b>13</b>	<b>27</b>	<b>40</b>	<b>48</b>	<b>-1</b>
Acquired from Florida with Lance Ward in exchange for Pavel Trnka, Matt Cullen and a fourth-round selection in the 2003 NHL Draft, Jan. 30, 2003. Traded to NY Rangers in exchange for a third-round selection in the 2006 NHL Draft, Mar. 9, 2006.								
<b>Pahlsson, Samuel</b>	<b>2000-09</b>	<b>C - 26</b>	<b>527</b>	<b>51</b>	<b>90</b>	<b>141</b>	<b>252</b>	<b>-40</b>
Acquired from Boston in exchange for Patrick Traverse and Andrei Nazarov, Nov. 18, 2000. Traded to Chicago with Logan Stephenson and a conditional fourth-round selection in the 2009 NHL Draft in exchange for James Wisniewski and Petri Kontiola, Mar. 4, 2009.								
<b>Palmieri, Kyle</b>	<b>2010-15</b>	<b>RW - 21/51</b>	<b>198</b>	<b>43</b>	<b>46</b>	<b>89</b>	<b>90</b>	<b>+11</b>
Selected by Anaheim in the first round (26th overall) of the 2009 NHL Draft. Traded to New Jersey in exchange for a second-round selection in the 2015 NHL Draft and a third-round selection in the 2016 NHL Draft.								
<b>Park, Richard</b>	<b>1997-98</b>	<b>C - 32</b>	<b>26</b>	<b>1</b>	<b>3</b>	<b>4</b>	<b>18</b>	<b>-3</b>
Acquired from Pittsburgh in exchange for Roman Oksiuta, Mar. 18, 1997. Became a free agent, July 1, 1998.								
<b>Parros, George</b>	<b>2006-12</b>	<b>RW - 16</b>	<b>356</b>	<b>15</b>	<b>13</b>	<b>28</b>	<b>812</b>	<b>+10</b>
Acquired from Colorado in exchange for a second-round selection in the 2007 NHL Draft, Nov. 13, 2006. Became a free agent, July 1, 2012.								
<b>Parssinen, Timo</b>	<b>2001-02</b>	<b>LW - 29</b>	<b>17</b>	<b>0</b>	<b>3</b>	<b>3</b>	<b>2</b>	<b>0</b>
Selected by Anaheim in the fourth round (102nd overall) of the 2001 NHL Draft. Signed as a free agent by HIFK Helsinki (Finland), Apr. 25, 2002.								
<b>Pelley, Rod</b>	<b>2011-12</b>	<b>C - 14</b>	<b>45</b>	<b>2</b>	<b>1</b>	<b>3</b>	<b>9</b>	<b>-3</b>
Acquired from New Jersey with Mark Fraser and a seventh-round selection in the 2012 NHL Draft in exchange for Kurtis Foster and Timo Pielmeier, Dec. 12, 2011. Became a free agent, July 1, 2012.								
<b>Penner, Dustin</b>	<b>2005-07 &amp; 2013-14</b>	<b>LW - 17/76</b>	<b>150</b>	<b>46</b>	<b>38</b>	<b>84</b>	<b>100</b>	<b>+23</b>
Signed as a free agent, May 12, 2004. Signed as a free agent by Edmonton, Aug. 2, 2007. Signed as a free agent, July 16, 2013. Traded to Washington for a conditional fourth-round draft pick in the 2014 NHL Draft, Mar. 4, 2014.								
<b>Perreault, Mathieu</b>	<b>2013-14</b>	<b>C - 22</b>	<b>69</b>	<b>18</b>	<b>25</b>	<b>43</b>	<b>36</b>	<b>+13</b>
Acquired from Washington in exchange for John Mitchell and a fourth-round selection in the 2014 NHL Draft, Sept. 29, 2013. Became a free agent, July 1, 2014.								
<b>Perron, David</b>	<b>2015-16</b>	<b>LW - 57</b>	<b>28</b>	<b>8</b>	<b>12</b>	<b>20</b>	<b>34</b>	<b>+12</b>
Acquired from Pittsburgh with Adam Clendening in exchange for Carl Hagelin, Jan. 15, 2016. Became a free agent, July 1, 2016.								
<b>Perry, Corey</b>	<b>2005-19</b>	<b>RW - 61/10</b>	<b>988</b>	<b>372</b>	<b>404</b>	<b>776</b>	<b>1,110</b>	<b>+76</b>
Selected by Anaheim in the first round (28th overall) of the 2003 NHL Draft. Became a free agent, July 1, 2019.								
<b>Pettersson, Marcus</b>	<b>2017-19</b>	<b>D - 65/28</b>	<b>49</b>	<b>1</b>	<b>9</b>	<b>10</b>	<b>23</b>	<b>+9</b>
Selected by Anaheim in the second-round (38th overall) of the 2014 NHL Draft. Traded to Pittsburgh in exchange for Daniel Sprong, Dec. 3, 2018.								
<b>Pirri, Brandon</b>	<b>2015-16</b>	<b>LW - 11</b>	<b>9</b>	<b>3</b>	<b>2</b>	<b>5</b>	<b>0</b>	<b>+0</b>
Acquired from Florida in exchange for a sixth-round selection in the 2016 NHL Draft, Feb. 29, 2016. Became a free agent, July 1, 2016.								
<b>Platt, Geoff</b>	<b>2007-08</b>	<b>C - 20</b>	<b>5</b>	<b>0</b>	<b>0</b>	<b>0</b>	<b>2</b>	<b>+2</b>
Acquired from Columbus in exchange for Aaron Rome and Clay Wilson, Nov. 15, 2007. Signed as a free agent by Minsk (KHL), May 15, 2009.								
<b>Plavsic, Adrian</b>	<b>1996-97</b>	<b>D - 25</b>	<b>6</b>	<b>0</b>	<b>0</b>	<b>0</b>	<b>2</b>	<b>-5</b>
Signed as a free agent, Aug. 27, 1996. Became a free agent, July 1, 1997.								
<b>Popovic, Mark</b>	<b>2004</b>	<b>D - 33</b>	<b>1</b>	<b>0</b>	<b>0</b>	<b>0</b>	<b>0</b>	<b>0</b>
Selected by Anaheim in the second round (35th overall) of the 2001 NHL Draft. Traded to Atlanta in exchange for Kip Brennan, Aug. 25, 2005.								
<b>Pronger, Chris</b>	<b>2006-09</b>	<b>D - 25</b>	<b>220</b>	<b>36</b>	<b>114</b>	<b>150</b>	<b>285</b>	<b>+26</b>

# STATISTICS OF FORMER DUCKS

Acquired from Edmonton in exchange for Joffrey Lupul, Ladislav Smid, a first-round selection in the 2007 NHL Draft, a conditional first-round selection and a second-round selection in the 2008 NHL Draft, July 3, 2006. Traded to Philadelphia with Ryan Dingle in exchange for Joffrey Lupul, Luca Sbisa, a first-round selection in the 2009 NHL Draft, a first-round selection in the 2010 NHL Draft and a conditional third-round selection in the 2010 or 2011 NHL Draft, June 26, 2009.

**Pronger, Sean** 1996-98 C - 54/10 108 12 23 35 56 -3  
Signed as a free agent, Feb. 14, 1995. Traded to Pittsburgh in exchange for Patrick Lalime, Mar. 24, 1998.

**Prospal, Vaclav** 2003-04 LW - 40 82 19 35 54 54 -9  
Signed as a free agent, July 17, 2003. Traded to Tampa Bay in exchange for a second-round selection in the 2005 NHL Draft, Aug. 16, 2004.

**Pushor, Jamie** 1997-99 D - 4 80 1 4 5 122 -19  
Acquired from Detroit with a fourth-round selection in the 1998 NHL Draft in exchange for Dmitri Mironov, Mar. 24, 1998. Selected by Atlanta in the 1999 NHL Expansion Draft, June 25, 1999.

**Rasmussen, Dennis** 2017-18 C - 22 27 1 3 4 8 +4  
Signed as a free agent, July 7, 2017. Released by Anaheim, Feb. 13, 2018.

**Raymond, Mason** 2016-17 LW - 39 4 0 0 0 0 -2  
Signed as a free agent, July 4, 2016. Placed on unconditional waivers, Nov. 2, 2016.

**Reichert, Craig** 1996-97 RW - 51 3 0 0 0 0 -2  
Selected in the third round (67th overall) of the 1994 NHL Draft. Became a free agent, July 1, 1999.

**Ritchie, Nick** 2015-16 LW - 37 287 43 66 109 331 +14  
Selected in the first round (10th overall) of the 2014 NHL Draft. Traded to Boston in exchange for Danton Heinen, Feb. 24, 2020.

**Robak, Colby** 2014-15 D - 48 5 0 1 1 0 +3  
Acquired from Florida in exchange for Jesse Blacker a conditional selection, Dec. 4, 2014. Became a free agent, July 1, 2015.

**Robidas, Stephane** 2013-14 D - 19 14 1 4 5 8 +3  
Acquired from Dallas in exchange for a conditional fourth-round selection in the 2014 NHL Draft, Mar. 4, 2014. Became a free agent, July 1, 2014.

**Rome, Aaron** 2006-07 D - 34 1 0 0 0 0 -1  
Signed as a free agent, June 7, 2004. Traded to Columbus with Clay Wilson in exchange for Geoff Platt and Bruno St. Jacques, Nov. 15, 2007.

**Ronnqvist, Jonas** 2000-01 R - 22 38 0 4 4 14 -7  
Selected by Anaheim in the fourth round (98th overall) of the 2000 NHL Draft. Signed as a free agent by Lulea HF Sweden, Apr. 25, 2002.

**Rowney, Carter** 2018-21 C/RW - 24 152 15 30 45 28 +3  
Signed as a free agent, July 2, 2018. Became a free agent, July 28, 2021.

**Roy, Kevin** 2017-19 LW - 63 28 6 1 7 6 +2  
Selected by Anaheim in the fourth round (97th overall) of the 2012 NHL Draft. Became a free agent, July 1, 2019.

**Ruchin, Steve** 1994-04 C - 15/20 616 153 279 432 140 +28  
Selected by Anaheim in the first round (second overall) of the 1994 NHL Supplemental Draft. Traded to NY Rangers in exchange for Trevor Gillies and a conditional selection in the 2007 NHL Draft, Aug. 25, 2005.

**Ruutu, Jarkko** 2010-11 LW - 37 23 1 1 2 38 0  
Acquired from Ottawa in exchange for a sixth-round selection in the 2011 NHL Draft, Feb. 17, 2011. Became a free agent on July 1, 2011.

**Ryan, Bobby** 2007-13 LW - 9/54 378 147 142 289 251 +40  
Selected by Anaheim in the first round (second overall) of the 2005 NHL Draft. Traded to Ottawa in exchange for Jakob Silfverberg, Stefan Noesen and a first-round selection in the 2014 NHL Draft, July 5, 2013.

**Rychel, Warren** 1996-98 LW - 16 133 15 13 28 416 -4  
Signed as a free agent, July 23, 1996. Traded to Colorado in exchange for Josef Marha and a conditional selection in the 1999 NHL Draft, Mar. 24, 1998.

**Sacco, David** 1994-96 LW/C - 12 31 4 12 16 18 -2  
Acquired from Toronto in exchange for Terry Yake, Sept. 28, 1994. Became a free agent, July 1, 1996.

**Sacco, Joe** 1993-98 RW - 14 333 62 68 130 183 -18  
Acquired in the 1993 NHL Expansion Draft from Toronto. Traded to NY Islanders with JJ Daigneault and Mark Janssens in exchange for Travis Green, Doug Houda and Tony Tuzzolino, Feb. 6, 1998.

**Salcido, Brian** 2008-09 D - 55 2 0 1 1 0 +2  
Selected by Anaheim in the fifth round (141st overall) of the 2005 NHL Draft. Signed with the HC Sparta Praha of the Czech Extraliga, July 14, 2010.

**Salei, Ruslan** 1996-06 D - 5/24 594 26 79 105 735 -3  
Selected by Anaheim in the first round (ninth overall) of the 1996 NHL Draft. Became a free agent, July 1, 2006.

**Sandstrom, Tomas** 1997-99 RW - 17 135 24 25 49 106 -30  
Signed as a free agent, Aug. 1, 1997. Became a free agent, July 1, 1999.

**Santorelli, Mike** C - 25 70 9 9 18 8 -4  
Signed as a free agent, Aug. 17, 2015. Became a free agent, July 1, 2016.

**Sauer, Kurt** 2002-04 D - 34 135 2 6 8 106 -31  
Signed as a free agent, June 6, 2002. Traded to Colorado with a fourth-round selection in the 2005 NHL Draft in exchange for Martin Skoula, Feb. 21, 2004.

**Sawyer, Kevin** 2000-03 LW - 46/25 97 3 3 6 363 -7  
Signed as a free agent, July 13, 2000. Became a free agent, July 1, 2003.

**Sbisa, Luca** 2009-14 D - 5 227 9 40 49 181 -17  
Acquired from Philadelphia with Joffrey Lupul, a first-round selection in the 2009 NHL Draft, a first-round selection in the 2010 NHL Draft and a conditional third-round selection in the 2010 or 2011 NHL Draft for Chris Pronger and Ryan Dingle, June 26, 2009. Traded to Vancouver with Nick Bonino, a first-round selection and a third-round selection in 2014 NHL Draft in exchange for Ryan Kesler and a third-round selection in the 2015 NHL Draft, June 27, 2014.

**Schastlivy, Petr** 2004 LW - 27 22 2 0 2 4 -3  
Acquired from Ottawa in exchange for Todd Simpson, Feb. 4, 2004. Became a free agent, July 1, 2004.

**Schenn, Luke** 2018-19 D - 2 8 0 0 0 7 -6  
Signed as a free agent, July 1, 2018. Traded to Vancouver in exchange for Michael Del Zotto and a seventh-round selection in the 2020 NHL Draft, Jan. 17, 2019.

**Schneider, Mathieu** 2007-08 D - 11 65 12 27 39 50 +22  
Signed as a free agent, July 1, 2007. Traded to Atlanta in exchange for Ken Klee, Brad Larsen and Chad Painchaud, Sept. 26, 2008.

**Sekac, Jiri** 2014-16 LW - 46 41 3 7 10 8 +2  
Acquired from Montreal in exchange for Devante Smith-Pelly, Feb. 24, 2015. Traded to Chicago in exchange for Ryan Garbutt, Jan. 21, 2016.

**Selanne, Teemu** 1996-01 & 2005-14 RW - 8/13 966 457 531 988 471 +120  
Acquired from Winnipeg with Marc Chouinard and a fourth-round selection in the 1996 NHL Draft for Chad Kilger, Oleg Tverdokovsky and a third round selection in 1996 NHL Draft, Feb. 7, 1996. Traded to San Jose for Jeff Friesen, Steve Shields and a second-round selection in the 2003 NHL Draft, Mar. 5, 2001. Signed



# STATISTICS OF FORMER DUCKS



as a free agent by Anaheim, Aug. 22, 2005.

<b>Semenov, Anatoli</b>	<b>1993-96</b>	<b>C - 19/93</b>	<b>76</b>	<b>15</b>	<b>32</b>	<b>47</b>	<b>26</b>	<b>-18</b>
Acquired in the 1993 NHL Expansion Draft from Vancouver. Traded to Philadelphia in exchange for Milos Holar, Mar. 5, 1995. Re-acquired from Philadelphia with the rights to Mike Crowley in exchange for the rights to Brian Wesenberg, Mar. 19, 1996. Became a free agent, July 1, 1996.								
<b>Sevenson, Cam</b>	<b>2002-04</b>	<b>LW - 14/17</b>	<b>33</b>	<b>3</b>	<b>0</b>	<b>3</b>	<b>58</b>	<b>-3</b>
Signed as a free agent, Aug. 22, 2002. Became a free agent, July 1, 2004.								
<b>Severyn, Brent</b>	<b>1997-98</b>	<b>RW - 22</b>	<b>37</b>	<b>1</b>	<b>3</b>	<b>4</b>	<b>133</b>	<b>-3</b>
Acquired in the 1997 NHL Waiver Draft from Colorado. Became a free agent, July 1, 1998.								
<b>Sexton, Dan</b>	<b>2009-11</b>	<b>RW - 42</b>	<b>88</b>	<b>13</b>	<b>19</b>	<b>32</b>	<b>20</b>	<b>-9</b>
Signed as a free agent, Apr. 7, 2009. Traded to Tampa Bay in exchange for Kyle Wilson, Mar. 11, 2013.								
<b>Sgarbossa, Michael</b>	<b>2015-17</b>	<b>C - 77/48</b>	<b>10</b>	<b>0</b>	<b>2</b>	<b>2</b>	<b>0</b>	<b>-2</b>
Acquired from Colorado in exchange for Mat Clark, Mar. 2, 2015. Traded to Florida in exchange for Logan Shaw, Nov. 16, 2016.								
<b>Shannon, Ryan</b>	<b>2006-07</b>	<b>C - 38</b>	<b>53</b>	<b>2</b>	<b>9</b>	<b>11</b>	<b>10</b>	<b>-2</b>
Signed as a free agent, Nov. 28, 2005. Traded to Vancouver in exchange for Jason King and a conditional third-round selection in the 2009 NHL Draft, June 23, 2007.								
<b>Sharp, MacGregor</b>	<b>2009-10</b>	<b>C - 67</b>	<b>8</b>	<b>0</b>	<b>0</b>	<b>0</b>	<b>0</b>	<b>0</b>
Signed as a free agent by Anaheim, Mar. 31, 2009. Traded to Vancouver with Maxim Lapierre for Joel Perrault and a third-round selection in the 2012 Draft, Feb. 28, 2011.								
<b>Shaw, Logan</b>	<b>2016-18</b>	<b>RW - 48</b>	<b>97</b>	<b>5</b>	<b>13</b>	<b>18</b>	<b>14</b>	<b>+2</b>
Acquired from Florida in exchange for Michael Sgarbossa, Nov. 16, 2016. Claimed off waivers by Montreal, Jan. 15, 2018.								
<b>Sherwood, Kiefer</b>	<b>2018-20</b>	<b>D - 64</b>	<b>60</b>	<b>6</b>	<b>7</b>	<b>13</b>	<b>14</b>	<b>0</b>
Signed as a free agent, March 19, 2018. Became a free agent, Oct. 9, 2020.								
<b>Shore, Devin</b>	<b>2018-20</b>	<b>C - 29</b>	<b>73</b>	<b>9</b>	<b>13</b>	<b>22</b>	<b>14</b>	<b>-20</b>
Acquired from Florida in exchange for Michael Sgarbossa, Nov. 16, 2016. Claimed off waivers by Montreal, Jan. 15, 2018.								
<b>Sillinger, Mike</b>	<b>1994-96</b>	<b>C - 26</b>	<b>77</b>	<b>15</b>	<b>26</b>	<b>41</b>	<b>38</b>	<b>-19</b>
Acquired from Detroit with Jason York in exchange for Stu Grimson and Mark Ferner, Apr. 4, 1995. Traded to Vancouver in exchange for Roman Oksiuta, Mar. 15, 1996.								
<b>Simpson, Todd</b>	<b>2003-04</b>	<b>D - 2</b>	<b>46</b>	<b>4</b>	<b>3</b>	<b>7</b>	<b>105</b>	<b>-6</b>
Acquired in the 2003 NHL Waiver Draft from Phoenix. Traded to Ottawa in exchange for Petr Schastlivy, Feb. 5, 2004.								
<b>Skalde, Jarrod</b>	<b>1993-94</b>	<b>C - 10</b>	<b>20</b>	<b>5</b>	<b>4</b>	<b>9</b>	<b>10</b>	<b>-3</b>
Acquired in the 1993 NHL Expansion Draft from New Jersey. Traded to Calgary in exchange for Bobby Marshall, Oct. 30, 1995.								
<b>Skoula, Martin</b>	<b>2003-04</b>	<b>D - 14</b>	<b>21</b>	<b>2</b>	<b>7</b>	<b>9</b>	<b>2</b>	<b>+3</b>
Acquired from Colorado in exchange for Kurt Sauer and a fourth-round selection in the 2005 NHL Draft, Feb. 21, 2004. Became a free agent, Aug. 1, 2005.								
<b>Smirnov, Alexei</b>	<b>2002-03</b>	<b>LW - 22</b>	<b>52</b>	<b>3</b>	<b>3</b>	<b>6</b>	<b>20</b>	<b>-1</b>
Selected by Anaheim in the first round (12th overall) of the 2000 NHL Draft. Became a free agent, Aug. 1, 2005.								
<b>Smith-Pelly, Devante</b>	<b>2011-15</b>	<b>RW - 77/12</b>	<b>129</b>	<b>14</b>	<b>26</b>	<b>40</b>	<b>30</b>	<b>-5</b>
Selected by Anaheim in the second round (42nd overall) of the 2010 NHL Draft. Traded to Montreal in exchange for Jiri Sekac, Feb. 24, 2015.								
<b>Souray, Sheldan</b>	<b>2012-13</b>	<b>D - 44</b>	<b>44</b>	<b>7</b>	<b>10</b>	<b>17</b>	<b>52</b>	<b>+19</b>
Signed as a free agent by Anaheim, July 1, 2012. Became a free agent, July 1, 2015.								
<b>Sprong, Daniel</b>	<b>2018-20</b>	<b>RW - 11</b>	<b>55</b>	<b>15</b>	<b>6</b>	<b>21</b>	<b>10</b>	<b>-11</b>
Acquired from Pittsburgh in exchange for Marcus Pettersson, Dec. 3, 2018. Traded to Washington in exchange for Christian Djoo, Feb. 24, 2020.								
<b>St. Jacques, Bruno</b>	<b>2005-06</b>	<b>D - 7</b>	<b>1</b>	<b>1</b>	<b>0</b>	<b>1</b>	<b>0</b>	<b>+1</b>
Acquired from Carolina in exchange for Craig Adams, Oct. 3, 2005. Traded to Chicago with Pierre Parenteau in exchange for Sebastien Caron, Matt Keith and Chris Durno, Dec. 28, 2006.								
<b>Staubitz, Brad</b>	<b>2012-13</b>	<b>RW - 25</b>	<b>15</b>	<b>1</b>	<b>1</b>	<b>2</b>	<b>41</b>	<b>0</b>
Signed as a free agent by Anaheim, July 1, 2012. Traded to Toronto with Peter Holland for Jesse Blacker, a conditional third-round draft pick and seventh-round draft pick in the 2014 NHL Draft, Nov. 16, 2014.								
<b>Steckel, David</b>	<b>2012-14</b>	<b>C - 20</b>	<b>27</b>	<b>1</b>	<b>5</b>	<b>6</b>	<b>4</b>	<b>+2</b>
Acquired from Toronto in exchange for Ryan Lasch and a seventh-round selection in the 2014 NHL Draft, Mar. 15, 2013. Became a free agent, July 5, 2013.								
<b>Stevenson, Jeremy</b>	<b>1995-00</b>	<b>LW - 40/26</b>	<b>56</b>	<b>3</b>	<b>6</b>	<b>9</b>	<b>134</b>	<b>-5</b>
Selected by Anaheim in the 11th round (262nd overall) of the 1994 NHL Draft. Became a free agent on July 1, 2000.								
<b>Stewart, Chris</b>	<b>2015-16</b>	<b>RW - 29</b>	<b>56</b>	<b>8</b>	<b>12</b>	<b>20</b>	<b>73</b>	<b>+2</b>
Signed as a free agent, July 11, 2015. Became a free agent, July 1, 2016.								
<b>Stoner, Clayton</b>	<b>2014-17</b>	<b>D - 3</b>	<b>133</b>	<b>3</b>	<b>14</b>	<b>17</b>	<b>163</b>	<b>+2</b>
Signed as a free agent, July 1, 2014. Selected in the Expansion Draft by Vegas, June 21, 2017.								
<b>Street, Ben</b>	<b>2018-19</b>	<b>C - 46</b>	<b>21</b>	<b>3</b>	<b>2</b>	<b>5</b>	<b>2</b>	<b>-4</b>
Signed as a free agent, July 2, 2018. Became a free agent, July 1, 2019.								
<b>Sustr, Andrej</b>	<b>2018-19</b>	<b>D - 62</b>	<b>5</b>	<b>0</b>	<b>0</b>	<b>0</b>	<b>6</b>	<b>0</b>
Signed as a free agent, July 5, 2018. Became a free agent, July 1, 2019.								
<b>Sutherby, Brian</b>	<b>2007-08</b>	<b>C/LW - 17</b>	<b>62</b>	<b>3</b>	<b>4</b>	<b>7</b>	<b>76</b>	<b>+4</b>
Acquired from Washington in exchange for a second-round selection in the 2009 NHL Draft, Nov. 19, 2007. Traded to Dallas in exchange for David McIntyre and a conditional sixth-round selection in the 2010 NHL Draft, Dec. 14, 2008.								
<b>Sutton, Andy</b>	<b>2010-11</b>	<b>D - 25</b>	<b>39</b>	<b>0</b>	<b>4</b>	<b>4</b>	<b>87</b>	<b>+1</b>
Signed as a free agent Aug. 2, 2010. Traded to Edmonton in exchange for Kurtis Foster, July 2, 2011.								
<b>Sweeney, Tim</b>	<b>1993-95</b>	<b>C/LW - 8</b>	<b>91</b>	<b>17</b>	<b>28</b>	<b>45</b>	<b>51</b>	<b>0</b>
Acquired in the 1993 NHL Expansion Draft from Boston. Released, Apr. 9, 1995.								
<b>Sykora, Petr</b>	<b>2002-06</b>	<b>RW - 39</b>	<b>197</b>	<b>64</b>	<b>67</b>	<b>131</b>	<b>86</b>	<b>-15</b>
Acquired from New Jersey with Mike Comodore, Jean-Francois Damphousse and Igor Pohanka in exchange for Jeff Friesen, Oleg Tverdokavich and Maxim Balmochnykh, July 6, 2002. Traded to NY Rangers with a fourth-round selection in the 2007 NHL Draft in exchange for Maxim Kondratiev, Jan. 8, 2006.								
<b>Syvret, Danny</b>	<b>2010-11</b>	<b>D - 26</b>	<b>6</b>	<b>1</b>	<b>1</b>	<b>2</b>	<b>4</b>	<b>-3</b>
Signed as a free agent, July 21, 2010. Traded to Philadelphia with Rob Bordon in exchange for Patrick Maroon and David Laliberte, Nov. 21, 2010.								
<b>Tenkrat, Petr</b>	<b>2000-02</b>	<b>RW - 18</b>	<b>55</b>	<b>5</b>	<b>9</b>	<b>14</b>	<b>22</b>	<b>-17</b>
Selected by Anaheim in the eighth round (230th overall) of the 1999 NHL Draft. Traded to Nashville in exchange for Patric Kjellberg, Nov. 1, 2001.								
<b>Theodore, Shea</b>	<b>2015-17</b>	<b>D - 53</b>	<b>53</b>	<b>5</b>	<b>12</b>	<b>17</b>	<b>30</b>	<b>+1</b>

# STATISTICS OF FORMER DUCKS

Selected by Anaheim in the first round (26th overall) of the 2013 NHL Draft. Traded to Vegas in exchange for Expansion Draft considerations, June 21, 2017.									
<b>Thomas, Steve</b>	2002-03	RW - 32	12	10	3	13	2	+10	
Acquired from Chicago in exchange for a fifth-round selection in the 2003 NHL Draft, Mar. 11, 2003. Became a free agent, July 1, 2003.									
<b>Thompson, Nate</b>	2014-17	C - 44	159	9	17	26	100	+3	
Acquired from Tampa Bay in exchange for a fourth-round selection and a seventh round selection in the 2015 NHL Draft, June 30, 2014. Became a free agent, July 1, 2017.									
<b>Thomson, Jim</b>	1993-94	RW - 33	6	0	0	0	5	0	
Acquired in the 1993 NHL Expansion Draft from Los Angeles. Became a free agent, July 1, 1994.									
<b>Thornton, Shawn</b>	2006-07	RW - 45	48	2	7	9	88	+3	
Signed as a free agent, July 14, 2006. Became a free agent, July 1, 2007.									
<b>Titov, German</b>	2000-02	LW - 13	137	22	25	47	97	-17	
Signed as a free agent, July 1, 2000.									
<b>Todd, Kevin</b>	1996-98	C - 12	92	13	28	41	56	-12	
Claimed on waivers from Pittsburgh, Oct. 4, 1996. Became a free agent, July 1, 1998.									
<b>Traverse, Patrick</b>	2000-01	D - 3	15	1	0	1	6	-6	
Acquired from Ottawa in exchange for Joel Kwiatkowski, June 12, 2000. Traded to Boston with Andrei Nazarov in exchange for Samuel Pahlsson, Nov. 18, 2000.									
<b>Trebil, Dan</b>	1996-99	D - 34	56	3	4	7	25	-5	
Signed as a free agent, May 23, 1996. Traded to Pittsburgh in exchange for a fifth-round selection in the 2000 Draft, Mar. 14, 2000.									
<b>Trepanier, Pascal</b>	1998-01	D - 27	139	8	12	20	175	-10	
Acquired in the 1998 NHL Waiver Draft from Colorado. Became a free agent, July 1, 2001.									
<b>Trnka, Pavel</b>	1997-03	D - 7	322	11	47	58	248	-13	
Selected by Anaheim in the fifth round (106th overall) of the 1994 NHL Draft. Traded to Florida with Matt Cullen and a fourth-round selection in the 2003 NHL Draft in exchange for Sandis Ozolinsh and Lance Ward, Jan. 30, 2003.									
<b>Tropp, Corey</b>	2016-17	RW - 41	1	0	0	0	0	-1	
Acquired from Chicago in exchange for Tim Jackman and a seventh-round selection in the 2017 NHL Draft, Feb. 29, 2016. Became a free agent, July 1, 2018.									
<b>Tsulygin, Nikolai</b>	1996-97	D - 26	22	0	1	1	8	-5	
Selected by Anaheim in the second round (30th overall) of the 1993 NHL Draft. Became a free agent, July 1, 1998.									
<b>Tuzzolino, Tony</b>	1997-98	RW - 36	1	0	0	0	2	-2	
Acquired from NY Islanders with Doug Houda and Travis Green in exchange for J.J. Daigneault, Mark Janssens and Joe Sacco, Feb. 6, 1998. Became a free agent, July 1, 2000.									
<b>Tverdosvy, Oleg</b>	1994-96 & 1999-02	D - 10	324	45	125	170	142	-12	
Selected by Anaheim in the first round (second overall) of the 1994 NHL Draft. Traded to Winnipeg with Chad Kilger and a third-round selection in exchange for Teemu Selanne, Marc Chouinard and a fourth-round selection, Feb. 7, 1996. Re-acquired from Phoenix in exchange for Travis Green and a first-round selection in the 1999 NHL Draft, June 26, 1999. Traded to New Jersey with Jeff Friesen and Maxim Balmochnykh in exchange for Petr Sykora, Mike Commodore, J.F. Dampousse and Igor Pohanika, July 6, 2002.									
<b>Valicevic, Rob</b>	2002-03	RW - 38	10	1	0	1	2	+1	
Signed as a free agent, July 24, 2002. Became a free agent, July 1, 2003.									
<b>Valk, Garry</b>	1993-97	LW - 18	246	40	52	92	312	+10	
Acquired in the 1993 NHL Waiver Draft from Vancouver. Traded to Pittsburgh in exchange for J.J. Daigneault, Feb. 21, 1997.									
<b>Van Allen, Shaun</b>	1993-96	C - 22	174	24	63	87	137	+9	
Signed as a free agent, July 22, 1993. Traded to Ottawa with Jason York in exchange for Ted Drury and Marc Moro, Oct. 1, 1996.									
<b>Van Impe, Darren</b>	1994-97	D - 48/29	110	6	25	31	112	+1	
Acquired from NY Islanders in exchange for a ninth-round selection in the 1995 NHL Draft, Sept. 2, 1994. Claimed on waivers by Boston, Nov. 26, 1997.									
<b>Vatanen, Sami</b>	2012-18	D - 45	280	33	93	126	116	+22	
Selected in the fourth round (106th overall) of the 2009 NHL Draft. Traded to New Jersey with a conditional third-round draft selection in exchange for Adam Henrique, Joseph Blandisi and a 2018 third-round draft pick, Nov. 30, 2017.									
<b>Vermette, Antoine</b>	2016-18	C - 50	136	17	27	44	76	-12	
Signed as a free agent, Aug. 15, 2016. Became a free agent, July 1, 2018.									
<b>Vishnevski, Vitaly</b>	1999-06	D - 6/5	416	11	37	48	403	-11	
Selected in the first round (fifth overall) of the 1998 NHL Draft. Traded to Atlanta in exchange for Karl Stewart, a second-round selection in the 2007 NHL Draft and a conditional selection, Aug. 17, 2006.									
<b>Visnovsky, Lubomir</b>	2009-12	D - 17	165	29	79	108	75	+19	
Acquired from Edmonton in exchange for Ryan Whitney and a sixth-round selection in the 2010 NHL Draft, Mar. 3, 2010. Traded to NY Islanders in exchange for a second-round selection in the 2013 NHL Draft, June 22, 2012.									
<b>Voros, Aaron</b>	2010-11	LW - 34	12	0	0	0	43	-4	
Acquired from NY Rangers with Ryan Hillier in exchange for Steve Eminger, July 9, 2010. Traded to Toronto for a conditional seventh-round selection in the 2011 NHL Draft, Feb. 15, 2011.									
<b>Wagner, Chris</b>	2014-15 & 2015-18	C - 62/21	133	12	12	24	62	-7	
Selected in the fifth round (122nd overall) of the 2010 NHL Draft. Claimed off waivers by Colorado, Nov. 15, 2015. Reclaimed off waivers from Colorado, Feb. 25, 2016. Traded to NY Islanders in exchange for Jason Chimera, Feb. 26, 2018.									
<b>Ward, Aaron</b>	2009-10	D - 4	17	0	2	2	8	+2	
Acquired from Carolina in exchange for Justin Pogge and a fourth-round selection in the 2010 or 2011 NHL Draft, Mar. 3, 2010. Became a free agent, July 1, 2010.									
<b>Ward, Ed</b>	1999-00	RW - 33	8	1	0	1	15	-2	
Acquired from Atlanta in exchange for future considerations, Mar. 14, 2000. Traded to New Jersey for a seventh-round selection in the 2001 NHL Draft, June 12, 2000.									
<b>Ward, Lance</b>	2003-04	D - 4	75	0	5	5	137	-3	
Acquired from Florida with Sandis Ozolinsh in exchange for Pavel Trnka, Matt Cullen and a fourth-round selection in the 2003 NHL Draft, Jan. 30, 2003. Became a free agent, Aug. 1, 2005.									
<b>Weight, Doug</b>	2007-08	C - 39	38	6	8	14	20	0	
Acquired from St. Louis with Michel Bernier and a seventh-round selection in the 2008 NHL Draft in exchange for Andy McDonald, Dec. 14, 2007. Became a free agent, July 1, 2008.									
<b>Welinski, Andy</b>	2017-19 & 2020-21	D - 73/45	46	1		6	8	-2	
Selected by Anaheim in the third round (83rd overall) of the 2011 NHL Draft. Became a free agent, July 1, 2019. Signed as a free agent, Oct. 10, 2020. Became a free agent, July 28, 2021.									
<b>Whitney, Ryan</b>	2008-10	D - 19	82	4	34	38	60	-5	

# STATISTICS OF FORMER DUCKS



Acquired from Pittsburgh in exchange for Chris Kunitz and Eric Tangradi, Feb. 26, 2009. Traded to Edmonton along with a sixth-round selection in the 2010 NHL Draft in exchange for Lubomir Visnovsky, Mar. 3, 2010.

**Williams, David** 1993-95 D - 4 77 7 17 24 68 +3  
Acquired in the 1993 NHL Expansion Draft from San Jose. Became a free agent, July 1, 1995.

**Winchester, Brad** 2010-11 LW - 19 19 1 1 2 28 -9  
Acquired from St. Louis in exchange for a third-round selection in the 2012 NHL Draft, Feb. 28, 2011. Became a free agent July 1, 2011.

**Winnik, Daniel** 2012-14 LW - 34 124 12 37 49 39 +19  
Signed as a free agent, July 20, 2012. Became a free agent July 1, 2014.

**Wirtanen, Petteri** 2007-08 C - 56 3 1 0 1 2 +1  
Selected in the sixth round (172nd overall) of the 2006 NHL Draft. Signed with the HIFK Helsinki of the SM-Liiga (Finland), July 28, 2009.

**Wisniewski, James** 2008-10 & 2014-15 D - 34/20 99 4 42 46 82 -5  
Acquired from Chicago along with Petri Kontiola in exchange for Samuel Pahlsson, Logan Stephenson and a conditional third-round selection in the 2011 NHL Draft, Mar. 4, 2009. Traded to NY Islanders for a conditional third-round selection in the 2011 NHL Draft, July 30, 2010. Acquired from Columbus along with a third-round selection in the 2015 NHL Draft in exchange for Rene Bourque, William Karlsson, and a second-round selection in the 2015 NHL Draft, Mar. 2, 2015. Traded to Carolina for Andre Khudobin, June 27, 2015.

**Wren, Bob** 1997-01 C - 50/37 4 0 0 0 0 -1  
Signed as a free agent Oct. 23, 1996. Became a free agent, July 1, 2001.

**Wright, Tyler** 2005-06 C - 28 25 2 2 4 31 +2  
Acquired from Columbus with Francois Beauchemin in exchange for Sergei Fedorov and a fifth-round selection in the 2006 NHL Draft, Nov. 15, 2005. Bought out of contract in June 2006.

**Yake, Terry** 1993-94 C - 25 82 21 31 52 44 +2  
Acquired in the 1993 NHL Expansion Draft from Hartford. Traded to Toronto in exchange for David Sacco, Sept. 28, 1994.

**Yonkman, Nolan** 2013-14 D - 40 2 0 1 1 0 -1  
Signed as a free agent, July 9, 2013. Became a free agent, July 1, 2014.

**York, Jason** 1995-96 & 2001-02 D - 3/33 168 8 49 57 160 -14  
Acquired from Detroit with Mike Sillinger in exchange for Stu Grimson and Mark Ferner, Apr. 4, 1995. Traded to Ottawa with Shaun Van Allen in exchange for Ted Drury and Marc Moro, Oct. 1, 1996. Signed as a free agent July 3, 2001. Traded to Nashville in exchange for future considerations, Oct. 23, 2002.

**Young, Scott** 1997-98 RW - 48 73 13 20 33 22 -13  
Acquired from Colorado in exchange for a third-round selection in the 1998 NHL Draft, Sept. 17, 1997. Became a free agent, July 1, 1998.

**Zolnierczyk, Harry** 2015-16 LW - 41 1 0 0 0 0 -1  
Signed as a free agent, July 3, 2015. Became a free agent, July 1, 2016.

## GOALTENDERS

PLAYER	SEASONS	POS-NO.	GP	MIN	GA	GAA	RECORD	SV%
<b>Andersen, Frederik</b>	2013-16	G - 31	125	6973	271	2.33	77-26-12	.918

Selected by Anaheim in the third round (87th overall) of the 2012 NHL Draft. Traded to Toronto in exchange for a first-round selection in the 2016 NHL Draft and a second-round selection in the 2017 NHL Draft, June 20, 2016.

<b>Askey, Tom</b>	1997-99	G - 35/67	7	273	12	2.64	0-1-2	.894
-------------------	---------	-----------	---	-----	----	------	-------	------

Selected by Anaheim in the eighth round (186th overall) of the 1993 NHL Draft. Became a free agent on July 1, 2000.

<b>Bernier, Jonathan</b>	2016-17	G - 1	39	1993	83	2.50	21-7-4	.915
--------------------------	---------	-------	----	------	----	------	--------	------

Acquired from Toronto in exchange for a conditional selection in the 2017 NHL Draft, July 18, 2016. Became a free agent on July 1, 2017.

<b>Berra, Reto</b>	2017-18	G - 1	5	182	7	2.31	1-1-0	.926
--------------------	---------	-------	---	-----	---	------	-------	------

Signed as a free agent, July 5, 2017. Became a free agent on July 1, 2018.

<b>Boyle, Kevin</b>	2018-19	G - 40	5	277	10	2.17	1-3-0	.928
---------------------	---------	--------	---	-----	----	------	-------	------

Signed as a free agent, Mar. 30, 2016. Became a free agent on Oct. 9, 2020.

<b>Bryzgalov, Ilya</b>	2001-07 & 2014-15	G - 30/80	77	3952	173	2.63	27-27-9	.904
------------------------	-------------------	-----------	----	------	-----	------	---------	------

Selected by Anaheim in the second round (44th overall) of the 2000 NHL Draft. Placed on waivers on Nov. 16, 2007. Signed as a free agent, Dec. 9, 2014. Released Feb. 26, 2015.

<b>Caron, Sebastien</b>	2006-07	G - 29	1	28	1	2.12	0-0-0	.833
-------------------------	---------	--------	---	----	---	------	-------	------

Acquired from Chicago with Matt Keith and Chris Durno in exchange for Bruno St. Jacques and Pierre Parenteau Dec. 28, 2006. Became a free agent, July 1, 2007.

<b>Deslauriers, Jeff</b>	2011-12	G - 43	4	241	11	2.74	3-1-0	.903
--------------------------	---------	--------	---	-----	----	------	-------	------

Signed as a free agent, July 12, 2011. Traded to Minnesota for future considerations, Apr. 3, 2013.

<b>Ellis, Dan</b>	2010-12	G - 38	23	1148	48	2.51	9-8-1	.915
-------------------	---------	--------	----	------	----	------	-------	------

Acquired from Tampa Bay in exchange for Curtis McElhinney, Feb. 24, 2011. Became a free agent, July 1, 2012.

<b>Emery, Ray</b>	2010-11	G - 29	10	527	20	2.28	7-2-0	.926
-------------------	---------	--------	----	-----	----	------	-------	------

Signed as a free agent, Feb. 7, 2011. Became a free agent, July 1, 2011.

<b>Fasth, Viktor</b>	2012-14	G - 30	30	1733	67	2.32	17-8-3	.915
----------------------	---------	--------	----	------	----	------	--------	------

Signed as a free agent, May 23, 2012. Traded to Edmonton Oilers in exchange for a fifth-round selection in the 2014 NHL Draft and third-round selection in the 2015 NHL Draft.

<b>Gerber, Martin</b>	2002-04	G - 29	54	2901	103	2.13	17-23-7	.923
-----------------------	---------	--------	----	------	-----	------	---------	------

Selected by Anaheim in the eighth round (232nd overall) of the 2001 NHL Draft. Traded to Carolina in exchange for Tomas Malec and a third-round selection, June 18, 2004.

<b>Giguere, Jean-Sebastien</b>	2000-10	G - 35	447	25646	1057	2.47	206-163-59	.914
--------------------------------	---------	--------	-----	-------	------	------	------------	------

Acquired from Calgary in exchange for a second-round selection in the 2000 NHL Draft, June 10, 2000. Traded to Toronto in exchange for Jason Blake and Vesa Toskala, Jan. 31, 2010.

<b>Hebert, Guy</b>	1993-01	G - 31	441	25206	1155	2.75	173-202-52	.911
--------------------	---------	--------	-----	-------	------	------	------------	------

Acquired in the 1993 NHL Expansion Draft from St. Louis. Placed on waivers, Mar. 5, 2001.

<b>Hiller, Jonas</b>	2007-14	G - 1	326	18378	768	2.51	162-110-32	.916
----------------------	---------	-------	-----	-------	-----	------	------------	------

Signed as a free agent, May 25, 2007. Became a free agent, July 1, 2014.

<b>Johnson, Chad</b>	2018-19	G - 1	9	320	20	3.75	0-5-0	.872
----------------------	---------	-------	---	-----	----	------	-------	------

Claimed off waivers from St. Louis, Dec. 11, 2018. Became a free agent, July 1, 2019.

# STATISTICS OF FORMER DUCKS

<b>Khudobin, Anton</b>	<b>2015-16</b>	<b>G - 30</b>	<b>9</b>	<b>354</b>	<b>16</b>	<b>2.69</b>	<b>3-3-0</b>	<b>.909</b>
Acquired from Carolina in exchange for James Wisniewski, June 27, 2015. Became a free agent, July 1, 2016.								
<b>LaBarbera, Jason</b>	<b>2014-15</b>	<b>G - 30</b>	<b>5</b>	<b>207</b>	<b>9</b>	<b>2.60</b>	<b>2-0-1</b>	<b>.909</b>
Signed as a free agent, July 2, 2014. Became a free agent, July 1, 2015.								
<b>McElhinney, Curtis</b>	<b>2009-11</b>	<b>G - 31</b>	<b>31</b>	<b>1517</b>	<b>81</b>	<b>3.20</b>	<b>11-10-3</b>	<b>.899</b>
Acquired from Calgary in exchange for Vesa Toskala, Mar. 3, 2010. Traded to Tampa Bay in exchange for Dan Ellis, Feb. 24, 2011.								
<b>Miller, Ryan</b>	<b>2017-21</b>	<b>G - 30</b>	<b>87</b>	<b>4571</b>	<b>219</b>	<b>2.87</b>	<b>33-27-14</b>	<b>.910</b>
Signed as a free agent, July 1, 2017. Retired from the NHL, May 8, 2021.								
<b>Naumenko, Gregg</b>	<b>2000-02</b>	<b>G - 1</b>	<b>2</b>	<b>70</b>	<b>7</b>	<b>5.99</b>	<b>0-1-0</b>	<b>.759</b>
Signed as a free agent, Mar. 31, 1999. Became a free agent, July 1, 2002.								
<b>O'Neill, Mike</b>	<b>1996-97</b>	<b>G - 1</b>	<b>1</b>	<b>31</b>	<b>3</b>	<b>5.76</b>	<b>0-0-0</b>	<b>.700</b>
Signed as a free agent, July 28, 1995. Became a free agent, July 1, 1997.								
<b>Pielmeier, Timo</b>	<b>2010-11</b>	<b>G - 30</b>	<b>1</b>	<b>40</b>	<b>5</b>	<b>7.50</b>	<b>0-0-0</b>	<b>.583</b>
Acquired from San Jose with Nick Bonino and a conditional selection in the 2009 NHL Draft in exchange for Travis Moen and Kent Huskins, Mar. 4, 2009. Traded to New Jersey with Kurtis Foster in exchange for Rod Pelly, Mark Fraser and a seventh-round selection in the 2012 NHL Draft, Dec. 12, 2011.								
<b>Roussel, Dominic</b>	<b>1998-01</b>	<b>G - 30</b>	<b>51</b>	<b>2525</b>	<b>120</b>	<b>2.85</b>	<b>12-15-9</b>	<b>.901</b>
Acquired from Nashville in exchange for Chris Mason and Marc Moro, Oct. 5, 1998. Placed on waivers, Jan. 7, 2001.								
<b>Shields, Steve</b>	<b>2001-02</b>	<b>G - 31</b>	<b>33</b>	<b>1777</b>	<b>79</b>	<b>2.67</b>	<b>9-20-2</b>	<b>.907</b>
Acquired from San Jose with Jeff Friesen and future considerations for Teemu Selanne, Mar. 5, 2001. Traded to Boston in exchange for a third-round selection in the 2003 NHL Draft, June 25, 2002.								
<b>Shtalenkov, Mikhail</b>	<b>1993-98</b>	<b>G - 35</b>	<b>122</b>	<b>6117</b>	<b>320</b>	<b>3.14</b>	<b>34-53-11</b>	<b>.897</b>
Selected by Anaheim in the fifth round (108th overall) of the 1993 NHL Draft. Selected by Nashville in the 1998 NHL Expansion Draft.								
<b>Tarkki, Iiro</b>	<b>2011-12</b>	<b>G - 31</b>	<b>1</b>	<b>41</b>	<b>3</b>	<b>4.41</b>	<b>1-0-0</b>	<b>.700</b>
Signed as a free agent, May 6, 2011. Became a free agent June 25, 2012.								
<b>Tokarski, Dustin</b>	<b>2016-17</b>	<b>G - 30</b>	<b>1</b>	<b>10</b>	<b>0</b>	<b>0.00</b>	<b>0-0-0</b>	<b>1.000</b>
Acquired from Montreal for Max Friberg, Jan. 7, 2016. Traded to Philadelphia in exchange for a future considerations, Oct. 9, 2017.								
<b>Tugnutt, Ron</b>	<b>1993-94</b>	<b>G - 1</b>	<b>28</b>	<b>1520</b>	<b>76</b>	<b>3.00</b>	<b>10-15-1</b>	<b>.908</b>
Acquired in the 1993 NHL Expansion Draft from Edmonton. Traded to Montreal in exchange for Stephan Lebeau, Feb. 20, 1994.								
<b>Wall, Michael</b>	<b>2006-07</b>	<b>G - 31</b>	<b>4</b>	<b>202</b>	<b>10</b>	<b>2.97</b>	<b>2-2-0</b>	<b>.877</b>
Signed as a free agent, Sept. 29, 2005. Traded to Colorado in exchange for Brad May, Feb. 7, 2007.								



# ALL-TIME DRAFT PICKS



2021 third overall pick Mason McTavish

## DRAFTS

### 2021 NHL DRAFT

Round	Overall	Selection	Pos.	Club
1	3	Mason McTavish	C	Peterborough (OHL)
2	34	Olen Zellweger	D	Everett (WHL)
3	66	Sasha Pastujov	RW	USNTDP
3	76	Tyson Hinds	D	Rimouski (QMJHL)
4	98	Josh Lopina	C	UMass (Hockey East)
5	130	Sean Tschigerl	LW	Calgary (WHL)
5	148	Gage Alexander	G	Winnipeg (WHL)
6	162	Kyle Kukkonen	C	Maple Grove (MN High School)

### 2020 NHL DRAFT

Round	Overall	Selection	Pos.	Club
1	6	Jamie Drysdale	D	Erie (OHL)
1	27	Jacob Perreault	RW	Sarnia (OHL)
2	36	Sam Colangelo	RW	Chicago (USHL)
3	67	Ian Moore	D	St. Mark's School (MA High School)
4	104	Thimo Nickl	D	Drummondville (QMJHL)
5	129	Artyom Galimov	LW	Kazan (KHL)
6	160	Albin Sundsvik	C	Skelleftea (SHL)
7	207	Ethan Bowen	C	Chilliwack (BCHL)

### 2019 NHL ENTRY DRAFT (VANCOUVER, BRITISH COLUMBIA)

Round	Overall	Selection	Pos.	Club
1	9	Trevor Zegras	C	USNTDP
1	29	Brayden Tracey	LW	Moose Jaw (WHL)
2	39	Jackson LaCombe	D	Chicago (USHL)
4	101	Henry Thrun	D	USNTDP
5	132	Trevor Janicke	C	Central Illinois (USHL)
6	163	Will Francis	D	Cedar Rapids (USHL)
6	175	Mathew Hill	D	Barrie (OHL)

### 2018 NHL ENTRY DRAFT (DALLAS, TEXAS)

Round	Overall	Selection	Pos.	Club
1	23	Isac Lundestrom	C	Lulea (Sweden)
2	54	Benoit-Olivier Groulx	C	Halifax (QMJHL)
3	79	Blake McLaughlin	LW	Chicago (USHL)
3	85	Lukas Dostal	G	Trebin (Czech Republic)
4	116	Jack Perbix	RW	Elk River (MN High School)
5	147	Roman Durny	G	Des Moines (USHL)
6	178	Hunter Drew	D	Charlottetown (QMJHL)

### 2017 NHL ENTRY DRAFT (CHICAGO, ILLINOIS)

Round	Overall	Selection	Pos.	Club
2	50	Maxime Comtois	LW	Victoriaville (QMJHL)
2	60	Antoine Morand	C	Acadie-Bathurst (QMJHL)

# ALL-TIME DRAFT PICKS

3	91	Jack Badini	C	Chicago (USHL)
4	122	Kyle Olson	RW	Tri-City (WHL)
5	153	Olle Eriksson-Ek	G	Farjestad Jr. (Sweden Jr.)

## 2016 NHL ENTRY DRAFT (BUFFALO, NEW YORK)

Round	Overall	Selection	Pos.	Club
1	24	Max Jones	LW	London (OHL)
1	30	Sam Steel	C	Regina (WHL)
3	85	Josh Mahura	D	Red Deer (WHL)
4	93	Jack Kopacka	LW	Sault Ste. Marie (OHL)
4	115	Alex Dostie	C	Gatineau (QMJHL)
7	205	Tyler Soy	C	Victoria (WHL)

## 2015 NHL ENTRY DRAFT (SUNRISE, FLORIDA)

Round	Overall	Selection	Pos.	Club
1	27	Jacob Larsson	D	Frolunda (SHL)
2	59	Julius Nattinen	C	JYP Jyvaskyla (Finland)
3	80	Brent Gates Jr.	C	Green Bay (USHL)
3	84	Deven Sideroff	RW	Kamloops (WHL)
5	148	Troy Terry	C	USNTDP (U-18)
6	178	Steven Ruggiero	D	USNTDP (U-18)
6	179	Garrett Metcalf	G	Madison (USHL)

## 2014 NHL ENTRY DRAFT (PHILADELPHIA, PENNSYLVANIA)

Round	Overall	Selection	Pos.	Club
1	10	Nick Ritchie	LW	Peterborough (OHL)
2	38	Marcus Pettersson	D	Skelleftea Jr. (Sweden)
2	55	Brandon Montour	D	Waterloo (USHL)
5	123	Matt Berkovitz	D	Ashwaubenon (High-WI)
7	205	Ondrej Kase	RW	Chomutov (Czech Republic)

## 2013 NHL ENTRY DRAFT (NEWARK, NEW JERSEY)

Round	Overall	Selection	Pos.	Club
1	26	Shea Theodore	D	Seattle (WHL)
2	45	Nick Sorensen	RW	Quebec (QMJHL)
3	87	Keaton Thompson	D	U.S. National U-18 (USDP)
5	147	Grant Besse	RW	Benilde-St. Margaret's (High-MN)
6	177	Miro Aaltonen	C	Espoo (Finland)

## 2012 NHL ENTRY DRAFT (PITTSBURGH, PENNSYLVANIA)

Round	Overall	Selection	Pos.	Club
1	6	Hampus Lindholm	D	Rogle Jr. (Sweden)
2	36	Nicolas Kerdes	LW	U.S. National U-18 (USDP)
3	87	Frederik Andersen	G	Frolunda (Sweden)
4	97	Kevin Roy	C	Lincoln (USHL)
4	108	Andrew O'Brien	D	Chicoutimi (QMJHL)
5	127	Brian Cooper	D	Fargo (USHL)
7	187	Kenton Helgesen	D	Calgary (WHL)
7	210	Jaycob Megna	D	Nebraska-Omaha (WCHA)

## 2011 NHL ENTRY DRAFT (ST. PAUL, MINNESOTA)

Round	Overall	Selection	Pos.	Club
1	30	Rickard Rakell	RW	Plymouth (OHL)
2	39	John Gibson	G	U.S. National U-18 (USDP)
2	53	William Karlsson	C	Vasteras Jr. (Sweden)
3	65	Joseph Cramarossa	C	Mississauga (OHL)
3	83	Andy Welinski	D	Green Bay (USHL)
5	143	Max Friberg	RW	Skovde (Sweden-1)
6	160	Josh Manson	D	Salmon Arm (BCHL)

## 2010 NHL ENTRY DRAFT (LOS ANGELES, CALIFORNIA)

Round	Overall	Selection	Pos.	Club
1	12	Cam Fowler	D	Windsor (OHL)
1	29	Emerson Etem	RW	Medicine Hat (WHL)
2	42	Devante Smith-Pelly	RW	Mississauga (OHL)
5	122	Chris Wagner	C	South Shore (EJHL)
5	132	Tim Heed	D	Sodertalje (Sweden)
6	161	Andreas Dahlstrom	C	Stockholm AIK (Sweden-2)
6	177	Kevin Lind	D	Chicago (USHL)
7	192	Brett Perlini	C	Michigan State (CCHA)

# ALL-TIME DRAFT PICKS



## 2009 NHL ENTRY DRAFT (MONTREAL, QUEBEC)

Round	Overall	Selection	Pos.	Club
1	15	Peter Holland	C	Guelph (OHL)
1	26	Kyle Palmieri	C	U.S. National U-18 (USDP)
2	37	Mat Clark	D	Brampton (OHL)
3	76	Igor Bobkov	G	Magnitogorsk 2 (Russia-3)
4	106	Sami Vatanen	D	Jyväskylä Jr. (Finland-Jr.)
5	136	Radoslav Illo	RW	Tri-City (USHL)
6	166	Scott Valentine	D	Oshawa (OHL)

## 2008 NHL ENTRY DRAFT (OTTAWA, ONTARIO)

Round	Overall	Selection	Pos.	Club
1	17	Jake Gardiner	D	Minnetonka (MSHSL)
1	35	Nicolas Deschamps	C	Chicoutimi (QMJHL)
2	39	Eric O'Dell	C	Sudbury (OHL)
2	43	Justin Schultz	D	Westside (BCHL)
3	71	Josh Brittain	LW	Kingston (OHL)
3	83	Marco Cousineau	G	Baie-Comeau (QMJHL)
3	85	Brandon McMillan	C	Kelowna (WHL)
4	113	Ryan Hegarty	C	U.S. National U-18 (USDP)
5	143	Stefan Warg	D	Vasteras Jr. (Sweden)
7	208	Nick Pryor	D	U.S. National U-18 (USDP)

## 2007 NHL ENTRY DRAFT (COLUMBUS, OHIO)

Round	Overall	Selection	Pos.	Club
1	19	Logan MacMillan	C	Halifax (QMJHL)
2	42	Eric Tangradi	C	Belleville (OHL)
3	63	Maxime Macenauer	C	Rouyn-Noranda (QMJHL)
4	92	Justin Vaive	LW	U.S. Nat'l U-18 (USA)
4	93	Steven Kampfer	D	University of Michigan (CCHA)
4	98	Sebastien Stefaniszin	G	Eisbaren Berlin (Germany)
4	121	Mattias Modig	G	Lulea HF (Sweden)
5	151	Brett Morrison	C	Prince Edward Island (QMJHL)

## 2006 NHL ENTRY DRAFT (VANCOUVER, BRITISH COLUMBIA)

Round	Overall	Selection	Pos.	Club
1	19	Mark Mitera	D	University of Michigan (CCHA)
2	38	Bryce Swan	C	Halifax (QMJHL)
3	83	John de Gray	D	Brampton (OHL)
4	112	Matt Beleskey	LW	Belleville (OHL)
6	172	Petteri Wirtanen	C	HPK (Finland)

## 2005 NHL ENTRY DRAFT (OTTAWA, ONTARIO)

Round	Overall	Selection	Pos.	Club
1	2	Bobby Ryan	LW	Owen Sound (OHL)
2	31	Brendan Kikkelsen	D	Portland (WHL)
3	63	Jason Bailly	RW	U.S. National U-18 (USDP)
5	127	Bobby Bolt	LW	Kingston (OHL)
5	141	Brian Salcido	D	Colorado College (WCHA)
7	197	Jean-Philippe Levasseur	G	Rouyn Noranda (QMJHL)

## 2004 NHL ENTRY DRAFT (RALEIGH, NORTH CAROLINA)

Round	Overall	Player	Pos.	Club
1	9	Ladislav Smid	D	HC Liberec (Czech)
2	39	Jordan Smith	D	Sault-Ste. Marie (OHL)
3	74	Kyle Klubertanz	D	Green Bay (USHL)
3	75	Tim Brent	C	Toronto St. Mike's (OHL)
6	172	Matt Auffrey	RW	U.S. National U-18 (USDP)
7	203	Gabriel Bouhillet	G	Gatineau (QMJHL)
8	236	Matt Christie	C	Miami University (CCHA)
9	269	Janne Pesonen	F	Karpat Oulu (Finland)

## 2003 NHL ENTRY DRAFT (NASHVILLE, TENNESSEE)

Round	Overall	Player	Pos.	Club
1	19	Ryan Getzlaf	C	Calgary (WHL)
1	28	Corey Perry	RW	London (OHL)
3	86	Shane Hynes	RW	Cornell (ECAC)
3	90	Juha Alen	D	Northern Michigan (CCHA)
4	119	Nathan Saunders	D	Moncton (QMJHL)
6	186	Drew Miller	LW	River City (USHL)
7	218	Dirk Southern	C	Northern Michigan (NCAA)

# ALL-TIME DRAFT PICKS

8	250	Shane O'Brien	D	Toronto St. Mike's (OHL)
9	280	Ville Mäntymä	D	Tappara Tampere (Finland)

## 2002 NHL ENTRY DRAFT (TORONTO, ONTARIO)

Round	Overall	Player	Pos.	Club
1	7	Joffrey Lupul	C/RW	Medicine Hat (WHL)
2	37	Tim Brent	C	Toronto-St. Mike's (OHL)
3	71	Brian Lee	D	Erie (OHL)
4	103	Joonas Vihko	C/W	HIFK Helsinki (Finland)
5	140	George Davis	RW	Cape Breton (QMJHL)
6	173	Luke Fritshaw	D	Prince Albert (WHL)
9	261	Francois Caron	D	Moncton (QMJHL)
9	267	Chris Petrow	D	Oshawa (OHL)

## 2001 NHL ENTRY DRAFT (SUNRISE, FLORIDA)

Round	Overall	Player	Pos.	Club
1	5	Stanislav Chistov	LW	Omsk (Russia)
2	35	Mark Popovic	D	Toronto (OHL)
3	66	Joel Stepp	C	Red Deer (WHL)
4	102	Timo Parssinen	LW	HPK (Finland)
4	105	Vladimir Korsunov	D	Spartak (Russia)
4	118	Brandon Rodgers	D	Hotchkiss (H.S.)
5	137	Joel Perreault	C/LW	Baie-Comeau (QMJHL)
6	170	Jan Tabacek	D	HC Martin (Slovakia)
7	224	Tony Martensson	C	Brynäs (Sweden)
8	232	Martin Gerber	G	Langnau (Switzerland)
9	264	Pierre Parenteau	C	Chicoutimi (QMJHL)

## 2000 NHL ENTRY DRAFT (CALGARY, ALBERTA)

Round	Overall	Player	Pos.	Club
1	12	Alexei Smirnov	LW/RW	Dynamo (Russia)
2	44	Ilya Bryzgalov	G	Lada Togliatti (Russia)
4	98	Jonas Ronnqvist	RW	Luleå HF (Sweden)
5	134	Peter Podhradsky	D	HC Slovan (Slovakia)
5	153	Bill Cass	D	Boston College (Hockey East)

## 1999 NHL ENTRY DRAFT (BOSTON, MASSACHUSETTS)

Round	Overall	Player	Pos.	Club
2	44	Jordan Leopold	D	Univ. of Minn. (WCHA)
3	83	Niclas Havelid	D	Malmö (Sweden)
4	105	Alexandr Chagodayev	C	HC Moscow (Russia)
5	141	Maxim Rybin	LW	Spartak (Russia)
6	173	Jan Sandstrom	D	AIK Solna (Sweden)
8	230	Petr Tenkrat	RW	HC Velvana (Czech. Rep.)
9	258	Brian Gornick	C	USAFA (NCAA)

## 1998 NHL ENTRY DRAFT (BUFFALO, NEW YORK)

Round	Overall	Player	Pos.	Club
1	5	Vitaly Vishnevski	D	Yaroslavl 2 (Russia)
2	32	Stephen Peat	D	Red Deer (WHL)
4	112	Viktor Wallin	D	HV-71 (Sweden)
6	150	Trent Hunter	RW	Prince George (WHL)
7	178	Jesse Fibiger	D	Minn.-Duluth (WCHA)
8	205	David Bernier	RW	Quebec (QMJHL)
9	233	Pelle Prestberg	LW	Farjestad (Sweden)
9	245	Andreas Andersson	G	HV-71 (Sweden)

## 1997 NHL ENTRY DRAFT (PITTSBURGH, PENNSYLVANIA)

Round	Overall	Player	Pos.	Club
1	18	Michael Holmquist	C	Djurgården (Sweden)
2	45	Maxim Barmochnykh	LW	Lada Togliatti (Russia)
3	72	Jay Legault	LW	London (OHL)
5	125	Luc Vaillancourt	G	Beauport (QMJHL)
7	178	Tony Mohagen	LW	Seattle (WHL)
7	181	Mat Sniesrud	D	North Iowa (Jr. A)
8	209	Rene Stussi	C	Thurgau (Europe)
9	235	Tommi Degerman	C	Boston University (Hockey East)

## 1996 NHL ENTRY DRAFT (ST. LOUIS, MISSOURI)

Round	Overall	Player	Pos.	Club
1	9	Ruslan Salei	D	Las Vegas (IHL)



# ALL-TIME DRAFT PICKS



2	35	Matt Cullen	C	St. Cloud State (WCHA)
5	113	Brendan Buckley	D	Boston College (H.E.)
6	149	Blaine Russell	G	Prince Albert (WHL)
7	165	Timo Ahmaoja	D	Jyppyt (Finland)
8	198	Kevin Kellett	D	Prince Albert (WHL)
9	224	Tobias Johansson	W	Malmö (Sweden Jr.)

## 1995 NHL ENTRY DRAFT (EDMONTON, ALBERTA)

Round	Overall	Player	Pos.	Club
1	4	Chad Kilger	C	Kingston (OHL)
2	29	Brian Wesenberg	RW	Guelph (OHL)
3	55	Mike Leclerc	LW	Brandon (WHL)
5	107	Igor Nikulin	RW	Cherepovets (CIS)
6	133	Peter Leboutillier	RW	Red Deer (WHL)
7	159	Mike LaPlante	D	Calgary (Tier II)
8	185	Igor Karpenko	G	Sokol (MHL)

## 1994 NHL ENTRY DRAFT (HARTFORD, CONNECTICUT)

Round	Overall	Player	Pos.	Club
1	2	Oleg Tverdovsky	D	Krylja (CIS)
2	28	Johan Davidsson	C/W	HV-71 Jönköping (Sweden)
3	67	Craig Reichert	RW	Red Deer (WHL)
4	80	Byron Briske	D	Red Deer (WHL)
5	106	Pavel Trnka	D	Skoda Plzeň (Czech)
6	132	Jon Battaglia	LW	Caledon (Jr. A)
7	158	Rocky Welsing	D	Wisconsin (USHL)
8	184	Brad Englehart	C	Kimball Union (H.S.)
10	236	Tommi Miettinen	C/W	Kalpa (Finland)
11	262	Jeremy Stevenson	LW	S. Ste. Marie (OHL)

## 1993 NHL ENTRY DRAFT (QUEBEC CITY, QUEBEC)

Round	Overall	Player	Pos.	Club
1	4	Paul Kariya	LW	Maine (Hockey East)
2	30	Nikolai Tsulygin	D	Salavat Yulayev (CIS)
3	56	Valeri Karpov	RW	Traktor (CIS)
4	82	Joel Gagnon	G	Oshawa (OHL)
5	108	Mikhail Shtalenkov	G	Milwaukee (IHL)
6	134	Antti Aalto	C	TPS Turku (Finland)
7	160	Matt Peterson	D	Osseo (H.S.)
8	186	Tom Askey	G	Ohio State (CCHA)
9	212	Vitali Kozel	C	Dynamo (CIS)
10	238	Anatoli Fedotov	D	Moncton (AHL)
11	264	David Penney	LW	Worcester Acad. (H.S.)

## SUPPLEMENTAL DRAFTS

### 1994 NHL SUPPLEMENTAL DRAFT (HARTFORD, CONNECTICUT)

Round	Overall	Player	Pos.	Club
1	2	Steve Rucchin	C	W. Ontario (OUAA)

### 1993 NHL SUPPLEMENTAL DRAFT (QUEBEC CITY, QUEBEC)

Round	Overall	Player	Pos.	Club
1	5	Pat Thompson	D	Brown U. (ECAC)

## 1993 NHL EXPANSION DRAFT (QUEBEC CITY, QUEBEC)

### GOALTENDERS

Pick	Player	NHL Club
2	Guy Hebert	St. Louis
3	Glenn Healy	N.Y. Islanders
6	Ron Tugnutt	Edmonton

### DEFENSEMEN

Pick	Player	NHL Club
2	Alexei Kasatonov	New Jersey
3	Sean Hill	Montreal
5	Bill Houlder	Buffalo
8	Bobby Dollas	Detroit
10	Randy Ladouceur	Hartford
11	David Williams	San Jose
13	Dennis Vial	Tampa Bay
16	Mark Ferner	Ottawa

### FORWARDS

Pick	Player	NHL Club
1	Steven King	N.Y. Rangers
4	Tim Sweeney	Boston
6	Troy Loney	Pittsburgh
7	Stu Grimson	Chicago
9	Terry Yake	Hartford
12	Jarrod Skalde	New Jersey
14	Bob Corkum	Buffalo
15	Anatoli Semenov	Vancouver
17	Joe Sacco	Toronto
20	Lonnie Loach	Los Angeles
22	Jim Thomson	Los Angeles
23	Trevor Halverson	Washington
25	Robin Bawa	San Jose



# DIE HARD BOOSTER CLUB

AVAILABLE  
NOW



## DIE HARD 2021-22 KIT

- DIE HARD TOTE
- ANAHEIM DUCKS HOODIE
- GAMEDAY GLASS
- DUCKS DECK OF CARDS
- COLLECTIBLE COUPON BOOK

### PLUS +

ACCESS TO EXCLUSIVE EVENTS,  
DIE HARD ROADTRIPS, TEAM  
STORE DISCOUNTS, AND MORE!

OVER \$300 IN VALUE FOR JUST \$50

[DUCKSDIEHARDS.COM](http://DUCKSDIEHARDS.COM)



# RECORDS



## ANAHEIM DUCKS INDIVIDUAL RECORDS

### MOST GOALS

Career .....	457	Teemu Selanne, 1995-96 through 2000-01, 2005-06 through 2013-14
Season .....	52	Teemu Selanne, 1997-98 (right wing position)
by a Left Wing .....	50	Paul Kariya, 1995-96
by a Center .....	34	Andy McDonald, 2005-06
by a Defenseman .....	18	Lubomir Visnovsky, 2010-11
Game .....	3	58 times, most: Teemu Selanne (13 times)
by a Right Wing .....	3	Teemu Selanne (13 times); Marty McInnis, Oct. 23, 2000 vs. LAK; Jonathan Hedstrom, Jan. 9, 2006 vs. LAK; Bobby Ryan (3 times); Corey Perry (9 times); Jakob Silfverberg, Mar. 14, 2016 vs. NJD; Ondrej Kase, Dec. 12, 2018 vs. DAL; Nicolas Deslauriers, Mar. 10, 2020 vs. OTT
by a Left Wing .....	3	Paul Kariya (10 times); Andrew Coglian (Two times); Garry Valk, Mar. 22, 1996 @ STL; Vaclav Prospal, Jan. 23, 2004 vs. MIN; Chris Kunitz, Nov. 19, 2006 vs. PHX; Kyle Palmieri, Feb. 27, 2013 vs. NSH; Rickard Rakell (Two times)
by a Center .....	3	Ryan Getzlaf (two times); Terry Yake, Oct. 19, 1993 @ NYR; Saku Koivu, Jan. 10, 2012 vs. DAL; Nick Bonino, Feb. 2, 2013 vs. LAK; Ryan Kesler, Jan. 1, 2017 vs. PHI
by a Defenseman .....	3	Sam Steel, Mar. 26, 2019 @ VAN; Derek Grant, Nov. 16, 2019 @ STL
Period .....	3	Lubomir Visnovsky, Mar. 4, 2011 vs. DAL; Hampus Lindholm, Dec. 21, 2017 @ NYI; Cam Fowler, Nov. 4, 2018 vs. CBJ
		Teemu Selanne, two times: Nov. 10, 1997 vs. SJS (first) & Feb. 1, 2001 @ PHX (third); Vaclav Prospal, Jan. 23, 2004 vs. MIN (third); Andrew Coglian, Jan. 31 @ PHX (second); Ryan Getzlaf, Nov. 8, 2013 vs. BUF (first); Rickard Rakell, Mar. 30, 2019 @ EDM (second); Nicolas Deslauriers, Mar. 10, 2020 vs. OTT

### MOST ASSISTS

Career .....	703	Ryan Getzlaf, 2005-06 through 2020-21
Season .....	66	Ryan Getzlaf, 2008-09 (center position)
by a Right Wing .....	60	Teemu Selanne, 1998-99
by a Left Wing .....	62	Paul Kariya, 1998-99
by a Defenseman .....	54	Scott Niedermayer, 2006-07
Game .....	5	Four times: Dmitri Mironov, Dec. 12, 1997 vs. WSH; Teemu Selanne, Nov. 19, 2006 vs. PHX; Ryan Getzlaf (Two times), Oct. 29, 2008 vs. DET & Nov. 24, 2015 vs. CGY
by a Right Wing .....	5	Teemu Selanne, Nov. 19, 2006 vs. PHX
by a Left Wing .....	4	Three times: Paul Kariya, Dec. 16, 1998 vs. NSH & Feb. 16, 2000 vs. CGY; Jason Blake, Mar. 31, 2010 @ COL
by a Center .....	5	Ryan Getzlaf (Two times), Oct. 29, 2008 vs. DET & Nov. 24, 2015 vs. CGY
by a Defenseman .....	5	Dmitri Mironov, Dec. 12, 1997 vs. WSH
Period .....	4	Paul Kariya, Dec. 16, 1998 vs. NSH (second)

### MOST POINTS

Career .....	988	Teemu Selanne, 1995-96 through 2000-01, 2005-06 through 2013-14 (457-531-988)
Season .....	109	Teemu Selanne, 1996-97 (51-58-109; right wing position)
by a Left Wing .....	108	Paul Kariya, 1995-96 (50-58-108)
by a Center .....	91	Ryan Getzlaf, 2008-09 (25-66-91)
by a Defenseman .....	69	Scott Niedermayer, 2006-07 (15-54-69)
Game .....	5	15 times, last: Ryan Getzlaf, Nov. 24, 2015 vs. CGY (0-5-5)
by a Right Wing .....	5	Eight times: Teemu Selanne (6 times), last: Mar. 28, 2011 vs. COL (3-2-5); Corey Perry (2 times), last: Dec. 12, 2010 vs. MIN (3-2-5)
by a Left Wing .....	5	Five times, last: Jason Blake, Mar. 31, 2010 @ COL (1-4-5)





	Paul Kariya (4 times), last: Dec. 8, 2002 vs. STL (2-3=5)
by a Center ..... 5	Ryan Getzlaf (Two times), Oct. 29, 2008 vs. DET (0-5=5) & Nov. 24, 2015 vs. CGY (0-5=5)
by a Defenseman ..... 5	Dmitri Mironov, Dec. 12, 1997 vs. WSH (0-5=5)
Period ..... 4	Six times, last: Brandon Montour, Dec. 12, 2018 vs. DAL (1-3=4; third)

## MOST POWER PLAY GOALS

Career ..... 182	Teemu Selanne, 1995-96 through 2000-01, 2005-06 through 2013-14
Season ..... 25	Teemu Selanne (two times), 1998-99 and 2006-07
Game ..... 3	Two times: Paul Kariya, Mar. 29, 2001 @ SJ; Teemu Selanne, Oct. 29, 2008 vs. DET
Period ..... 2	20 times, last: Nick Bonino, Jan. 15, 2014 vs. VAN (second period)

## MOST POWER PLAY ASSISTS

Career ..... 246	Ryan Getzlaf, 2005-06 through 2020-21
Season ..... 33	Fredrik Olausson, 1998-99

## MOST POWER PLAY POINTS

Career ..... 410	Teemu Selanne, 1994-95 through 2000-01, 2005-06 through 2012-13 (182-228=410)
Season ..... 54	Teemu Selanne, 1998-99 (25-29=54)

## MOST SHORTHANDED GOALS

Career ..... 16	Paul Kariya, 1994-95 through 2002-03; Andrew Coglian, 2011-12 through 2017-18
Season ..... 4	Corey Perry, 2010-11
Game ..... 1	181 times, last: Derek Grant, Mar. 16, 2021 @ COL
Period ..... 1	179 times, last: Derek Grant, Mar. 16, 2021 @ COL (first)

## MOST SHORTHANDED ASSISTS

Career ..... 9	Steve Rucchin, 1994-95 through 2003-04
Season ..... 4	Two times: Steve Rucchin, 1997-98; Scott Niedermayer, 2008-09

## MOST SHORTHANDED POINTS

Career ..... 21	Paul Kariya (16-5=21), 1994-95 through 2002-03; Andrew Coglian (16-5=21), 2011-12 through 2017-18
Season ..... 6	Paul Kariya, 1995-96 (3-3=6)

## MOST SHOTS

Career ..... 2,964	Teemu Selanne, 1995-96 through 2000-01, 2005-06 through 2013-14
Season ..... 429	Paul Kariya, 1998-99
Game ..... 12	Three times, all by Paul Kariya, last: Mar. 10, 1999 vs. VAN
Period ..... 9	Paul Kariya, Nov. 8, 1998 vs. DET (first)

## MOST PENALTY MINUTES

Career ..... 1,110	Corey Perry, 2005-2006 through 2018-19
Season ..... 285	Todd Ewen, 1995-96
Game ..... 37	Todd Ewen, Feb. 25, 1996 vs. SJ (6 penalties)
Period ..... 30	Two times, last: Peter LeBoutillier, Mar. 13, 1998 @ DAL (3 penalties; third)

## MOST GAMES PLAYED

Career ..... 1,101	Ryan Getzlaf, 2005-2006 through 2020-21
Season ..... 84	Joe Sacco, 1993-94 (the NHL changed from 84 to an 82-game season in 1995-96)

## HIGHEST PLUS/MINUS (+/-)

Career ..... +110	Teemu Selanne, 1995-96 through 2000-01, 2005-06 through 2013-14
Season ..... +36	Paul Kariya, 1996-97
Game ..... +5	Several, last: Brandon Montour, Dec. 12, 2018 vs. DAL

# RECORDS

## HIGHEST SHOOTING PERCENTAGE

Career (min. 100 goals).....	15.4	Teemu Selanne, 1995-96 through 2000-01, 2005-06 through 2013-14
Season (min. 10 goals).....	37.0	Steve Thomas, 2002-03

## MOST GAME-WINNING GOALS

Career .....	77	Teemu Selanne, 1995-96 through 2000-01, 2005-06 through 2013-14
Season .....	11	Steve Thomas, 2002-03
Month .....	4	Corey Perry, March 2011

## MOST GAME-TYING GOALS

Career .....	9	Teemu Selanne, 1995-96 through 2000-01
Season .....	3	Teemu Selanne, 1997-98

## MOST OVERTIME GOALS

Career .....	11	Ryan Getzlaf, 2005-06 through 2020-21
Season .....	3	Paul Kariya, 1995-96

## LONGEST SCORING STREAKS

Point Streak .....	19 games	Corey Perry, Oct. 21-Dec. 1, 2009 (10-16=26)
Goal Streak .....	11 games	Teemu Selanne, Oct. 21-Nov. 10, 1997 (17-2=19)
Assist Streak .....	10 games	Two times: Corey Perry, Nov. 13-Dec. 1, 2009 (2-11=13)
Multi-Point Game Streak ...	6 games	Paul Kariya, Mar. 9-21, 1995 (6-6=12)
Multi-Goal Game Streak. ...	3 games	Paul Kariya, Mar. 4-9, 2001 (6-1=7)

## LONGEST HOME/ROAD SCORING STREAKS

Home Point Streak .....	17 games	Paul Kariya, Nov. 6, 1998-Jan. 1999 (8-23=31)
Road Point Streak .....	14 games	Two times, last: Andy McDonald, Jan. 6-Mar. 17, 2006 (7-14=21)
Home Goal Streak .....	8 games	Paul Kariya, Jan. 10-Feb. 23, 1997 (11-8=19)
Road Goal Streak .....	8 games	Teemu Selanne, Oct. 21-Nov. 8, 1997 (11-2=13)

# DUCKS GOALTENDER RECORDS

## MOST GAMES PLAYED

Career .....	447	Jean-Sebastien Giguere, 2000-01 through 2009-10
Season .....	73	Jonas Hiller, 2011-12

## MOST MINUTES PLAYED

Career .....	25,646	Jean-Sebastien Giguere, 2000-01 through 2009-10
Season .....	4,253	Jonas Hiller, 2011-12

## MOST STARTS

Career .....	424	Guy Hebert, 1993-94 through 2000-01
Season .....	73	Jonas Hiller, 2011-12

## MOST WINS

Career .....	206	Jean-Sebastien Giguere, 2000-01 through 2009-10
Season .....	36	Jean-Sebastien Giguere, 2006-07

## MOST LOSSES

Career .....	202	Guy Hebert, 1993-94 through 2000-01
Season .....	31	Two times: Guy Hebert, 1999-00; Jean-Sebastien Giguere, 2003-04

## MOST TIES

Career .....	52	Guy Hebert, 1993-94 through 2000-01
Season .....	12	Guy Hebert, 1996-97



## MOST TIES

Career	52	Guy Hebert, 1993-94 through 2000-01
Season	12	Guy Hebert, 1996-97

## MOST SHUTOUTS

Career	32	Jean-Sebastien Giguere, 2000-01 through 2009-10
Season	8	Jean-Sebastien Giguere, 2002-03

## MOST SAVES

Career	11,813	Guy Hebert, 1993-94 through 2000-01
Season	1,961	Guy Hebert, 1995-96
Game	51	Four times: Mikhail Shtalenkov, Mar. 22, 1998 @ OTT (51-of-53);
Period	28	John Gibson, Oct. 20, 2017 vs. MTL (28-of-30)
Overtime	10	Two times: Guy Hebert, Feb. 3, 2000 @ PHI (10-of-10);

## MOST SHOTS FACED

Career	12,968	Guy Hebert, 1993-94 through 2000-01
Season	2,133	Guy Hebert, 1996-97
Game	57	Jean-Sebastien Giguere, Mar. 21, 2004 vs. DET (51-of-57)
Period	30	Two times: John Gibson, Oct. 20, 2017 vs. MTL (second period, 28-of-30) and
Overtime	10	Two times: Guy Hebert, Feb. 3, 2000 @ PHI (10-of-10)

## MOST GOALS ALLOWED

Career	1,155	Guy Hebert, 1993-94 through 2000-01
Season	182	Jonas Hiller, 2011-12
Game	8	Jonathan Bernier, Dec. 4, 2016 @ CGY
Period	6	John Gibson, Feb. 2, 2019 @ WPG (first)

## MOST GOALS ALLOWED

Career	1,155	Guy Hebert, 1993-94 through 2000-01
Season	182	Jonas Hiller, 2011-12
Game	8	Jonathan Bernier, Dec. 4, 2016 @ CGY
Period	6	John Gibson, Feb. 2, 2019 @ WPG (first)

## FEWEST GOALS ALLOWED

Season (minimum 25 GP)	52	Viktor Fasth, 2012-13 (25 games)
Game	0	137 times (32 by J.S. Giguere; 27 by G. Hebert; 22 by J. Gibson; 21 by J. Hiller; 6 by F. Andersen; 4 by Viktor Fasth; 5 by Ryan Miller; 3 by M. Shtalenkov; 3 by M. Gerber; 2 by J. Bernier; 2 by I. Bryzgalov; 2 by C. McElhinney; 2 by D. Roussel; 1 by K. Boyle; 1 by A. Khudobin; 1 by A. Stolarz; 1 by R. Tugnut; *J.S. Giguere and Steve Shields combined for a shutout on Dec. 8, 2001 vs. CGY; John Gibson and Ryan Miller combined for a shutout on Feb. 19, 2018 @ VGK

## LOWEST GOALS-AGAINST AVERAGE

Career (minimum 100 GP)	2.33	Frederik Andersen, 2013-14 through 2015-16
Season (minimum 25 GP)	2.07	John Gibson, 2015-16

## HIGHEST GOALS-AGAINST AVERAGE

Career (minimum 100 GP)	3.14	Mikhail Shtalenkov, 1993-94 through 1997-98
Season (minimum 25 GP)	3.22	Mikhail Shtalenkov, 1997-98

## HIGHEST SAVE PERCENTAGE

Career (minimum 100 GP)	.918	Frederik Andersen, 2013-14 through 2015-16
Season (minimum 25 GP)	.928	Ryan Miller, 2017-18 (28 games)

# RECORDS

## MOST PENALTY MINUTES

Career .....	78	Jean-Sebastien Giguere, 2000-01 through 2009-10
Season .....	28	Jean-Sebastien Giguere, 2001-02
Game .....	16	Jean-Sebastien Giguere, Jan. 25, 2006 vs. EDM

## MOST ASSISTS

Career .....	8	Jonas Hiller, 2007-08 through 2013-14
Season .....	3	Frederik Andersen, 2014-15
Game .....	2	Ilya Brygalov, Feb. 18, 2006 vs. SJS

## GOALTENDING STREAKS

Most consecutive games played ..	32	Jonas Hiller, Jan. 12-Mar. 18, 2012 (17-10-5)
Most consecutive starts .....	32	Jonas Hiller, Jan. 12-Mar. 18, 2012 (17-10-5)
Most consecutive shutouts .....	3	Jean-Sebastien Giguere, Dec. 8, 2002 vs. NSH, Dec. 11, 2002 vs. WSH, Dec. 15, 2002 vs. PIT
Longest winning streak .....	14 games	Jonas Hiller, Dec. 9, 2013-Jan. 12, 2014 (14-0-0)
Longest unbeaten streak .....	14 games	Jonas Hiller, Dec. 9, 2013-Jan. 12, 2014 (14-0-0)
Longest losing streak .....	10 games	John Gibson, Dec. 20, 2018-Jan. 15, 2019 (0-6-4)
Longest winless streak .....	13 games	Guy Hebert, Dec. 20, 2000-Feb. 9, 2001 (0-11-2*) *2 Ties
Longest shutout sequence .....	237:07	Jean-Sebastien Giguere, Dec. 6-18, 2002 (spanning 5 games)

## DUCKS ROOKIE RECORDS

### MOST GOALS

Season .....	31	Bobby Ryan, 2008-09
Game .....	3	Two times: Bobby Ryan, Jan. 8, 2009 @ LAK; Sam Steel, Mar. 26, 2019 @ VAN

### MOST ASSISTS

Season .....	30	Cam Fowler, 2010-11
Game .....	4	Ryan Getzlaf, Mar. 24, 2006 vs. NSH (0-4=4)

### MOST POINTS

Season .....	57	Bobby Ryan, 2008-09 (31-26=57)
Game .....	4	Three times: Stanislav Chistov, Oct. 10, 2002 @ STL (1-3=4); Ryan Getzlaf, Mar. 24, 2006 vs. NSH (0-4=4); Rickard Rakell, Jan. 11, 2015 vs. WPG (2-2=4)

### MOST POWER PLAY GOALS

Season .....	12	Bobby Ryan, 2008-09
Game .....	2	Two times: Paul Kariya, Mar. 9, 1995 vs. DET; Dustin Penner, Nov. 30, 2005 vs. PHX

### MOST SHORTHANDED GOALS

Season .....	2	Brandon McMillan, 2010-11
Game .....	1	Eight times: last; Sam Steel, Apr. 5, 2019 vs. LAK

### MOST SHOTS

Season .....	204	Dustin Penner, 2006-07
Game .....	9	Dan Sexton, Dec. 8, 2009 vs. DAL

### MOST PENALTY MINUTES

Season .....	121	Peter LeBoutillier, 1996-97
Game .....	30	Two times: Peter LeBoutillier, Feb. 20, 1997 @ LAK & Mar. 13, 1998 @ DAL





## **MOST GAMES PLAYED**

Season .....82 Dustin Penner, 2006-07

## **HIGHEST PLUS/MINUS (+/-)**

Season (minimum 45 GP) .....+29 Hampus Lindholm, 2013-14  
 Game .....+5 Sami Vatanen, Oct. 13, 2013 vs. NYR

## **HIGHEST SHOOTING PERCENTAGE**

Season (minimum 39 GP) .....17.8 Bobby Ryan, 2008-09  
 Game .....100.0 Several times

## **MOST GAME-WINNING GOALS**

Season .....5 Dustin Penner, 2006-07

## **MOST GAME-TYING GOALS**

Season .....2 Frank Banham, 1997-98

## **LONGEST ROOKIE SCORING STREAKS**

Point Streak .....8 games Paul Kariya (6-9=15), Mar. 7-23, 1995  
 Goal Streak .....5 games Bobby Ryan (5-1=6), Jan. 17-28, 2009  
 Assist Streak .....7 games Francois Beauchemin (0-8=8), Jan. 26-Feb. 8, 2006

## **MOST GOALS (defensemen)**

Season .....10 Cam Fowler, 2010-11

## **MOST ASSISTS (defensemen)**

Season .....30 Cam Fowler, 2010-11

## **MOST POINTS (defensemen)**

Season .....40 Cam Fowler, 2010-11

## **MOST GAMES PLAYED (defensemen)**

Season .....80 Kurt Sauer, 2002-03

## **HIGHEST PLUS/MINUS (defensemen)**

Season (minimum 45 GP) .....+29 Hampus Lindholm, 2013-14

## **MOST SAVES (goaltenders)**

Season .....913 John Gibson, 2015-16 (40 games)  
 Game .....49 Frederik Andersen, Mar. 2, 2014 vs. CAR (49-of-52)

## **MOST SHOTS FACED (goaltenders)**

Season .....992 John Gibson, 2015-16 (40 games)  
 Game .....52 Frederik Andersen, Mar. 2, 2014 vs. CAR (49-of-52)

## **MOST MINUTES (goaltenders)**

Season .....2,295 John Gibson, 2015-16 (40 games)  
 Game .....65 Several times

## **MOST WINS (goaltenders)**

Season .....21 John Gibson, 2015-16 (40 games)

## **LOWEST GOALS-AGAINST AVERAGE (goaltenders)**

Season .....2.07 John Gibson, 2015-16 (40 games)

## DUCKS TEAM HIGHS

### MOST GOALS

Season .....	263	2013-14 (3.21 per-game avg., not including goals awarded for shootout wins)
Game .....	9	Jan. 15, 2014 vs. VAN
First Period .....	5	Oct. 29, 1995 vs. CGY
Second Period .....	6	Mar. 14, 2014 @ COL
Third Period .....	5	Two times: Jan. 23, 2004 vs. MIN; Feb. 20, 2015 @ CGY

### MOST ASSISTS

Season .....	453	2006-07
Game .....	17	Jan. 15, 2014 vs. VAN
Period .....	12	Mar. 14, 2014 @ COL (second)

### MOST POINTS

Season .....	709	2013-14 (263-446=709)
Game .....	26	Jan. 15, 2014 vs. VAN (9-17=26)
Period .....	18	Mar. 14, 2014 @ COL (second; 6-12=18)

### MOST SHOTS

Season .....	2585	2005-06 (31.5 per-game average)
Game .....	56	Oct. 13, 2013 vs. OTT
First Period .....	24	Oct. 13, 2013 vs. OTT
Second Period .....	25	Dec. 31, 2013 vs. SJS
Third Period .....	26	Jan. 1, 1994 @ FLA
Overtime .....	11	Jan. 11, 2004 vs. CBJ

### MOST POWER PLAY GOALS

Season .....	89	2006-07 (89-398, 22.4%)
Game .....	6	Jan. 15, 2014 vs. VAN
Period .....	3	Five times: Dec. 16, 1998 vs. NSH (second); Oct. 18, 2006 vs. DET (second); Mar. 29, 2007 @ CBJ (third); Mar. 22, 2009 vs. PHX (third); Feb. 14 @ EDM (third);

### MOST POWER PLAY GOALS

Season .....	480	2005-06 (87-480, 18.1%)
Game .....	13	Apr. 17, 2006 vs. CGY (3-13)
Period .....	6	Seven times: Mar. 4, 1994 vs. EDM (1-6; third); Dec. 8, 2001 @ CGY (0-6; third); Nov. 1, 2005 vs. NSH (2-6; second); Mar. 11, 2006 @ PHX (1-6; second); Apr. 17, 2006 vs. CGY (1-6; third); Nov. 17, 2006 vs. CHI (2-6; second); Jan. 5, 2007 vs. CBJ (1-6; second)

### MOST SHORTHANDED GOALS

Season .....	10	2019-20, 2017-18, 2013-14, 1995-96
Game .....	3	Dec. 20, 1996 vs. CGY
Period .....	2	Four times, last: Oct. 26, 2016 vs. NSH (second; Silfverberg and Coglianò)

### MOST PENALTY MINUTES

Season .....	1843	1997-98 (22.5 per-game average)
Game .....	107	Dec. 8, 2001 @ CGY
Period .....	101	Dec. 8, 2001 @ CGY (third)

### MOST STANDINGS POINTS

Season .....	116	2013-14 (54-20-8)
Month .....	25	Feb. 2015 (12-1-1)



## MOST WINS

Season .....	54	2013-14 (54-20-8)
Month .....	12	Feb. 2015 (12-1-1)

## MOST LOSSES

Season .....	46	1993-94 (33-46-5)
Month .....	10	Three times: January 2001 (2-10-1-0); February, 2019 (3-10-0); March 2021 (5-10-1)

## MOST LOSSES

Season .....	46	1993-94 (33-46-5)
Month .....	10	Three times: January 2001 (2-10-1-0); February, 2019 (3-10-0); March 2021 (5-10-1)

## MOST TIES (2003-04 was the last season the NHL had tie games)

Season .....	13	Three times: 1996-97; 1997-98; 1998-99
Month .....	4	Four times: Mar. 1997 (7-3-4); Oct. 1997 (5-4-4); Feb. 2000 (5-3-4); Dec. 2003 (3-7-4-1)

## DUCKS TEAM LOWS

(season lows reflect full 80+ game seasons; 1994-95 and 2012-13 included only 48 games due to work stoppage; 2019-20 included only 71 games and 2020-21 included only 56 games due to COVID-19 pandemic)

## FEWEST GOALS

Season .....	175	2001-02 (2.1 per-game average)
--------------	-----	--------------------------------

## FEWEST ASSISTS

Season .....	295	2001-02
--------------	-----	---------

## FEWEST POINTS

Season .....	470	2001-02 (175-295=470)
--------------	-----	-----------------------

## FEWEST SHOTS

Season .....	2123	2000-01 (25.9 per-game average)
Game .....	12	Three times: Oct. 22, 1996 @ PHI; Apr. 6, 1994 @ CGY; Jan. 10, 2010 @ CHI
First Period .....	0	Dec. 27, 2000 @ DAL
Second Period .....	2	Eight times, last: Jan. 17, 2019 @ MIN
Third Period .....	0	Two times: Mar. 21, 2008 @ SJ; Oct. 21, 2008 @ TOR
Overtime .....	0	Several times

## FEWEST POWER PLAY GOALS

Season .....	36	2018-19
--------------	----	---------

## FEWEST POWER PLAY OPPORTUNITIES

Season .....	212	2018-19
Game .....	0	17 times, last: Feb. 19, 2018 @ VGK

## FEWEST SHORTHANDED GOALS

Season .....	4	Four times: 1999-00; 2001-02; 2006-07; 2011-12
--------------	---	--

## FEWEST PENALTY MINUTES

Season .....	736	2018-19 (8.58 per-game average)
Game .....	0	Nine times, last: Oct. 20, 2019 vs. CGY

## FEWEST WINS

Season .....	25	2000-01 (25-41-11-5)
Month (minimum 5 GP) .....	1	Two times: Oct. 1996 (1-9-2); Oct. 2015 (1-7-2)

# RECORDS

## FEWEST REGULATION LOSSES

Season .....	20	Two times: 2006-07 (48-20-14); 2013-14 (54-20-8)
Month (minimum 5 GP) .....	0	Three times: Apr. 1997 (3-0-2); Oct. 2006 (9-0-3); Apr. 2017 (4-0-1)

## FEWEST TIES (2003-04 was the last season the NHL had tie games)

Season .....	5	Two times: 1993-94 (33-46-5); 1994-95 (16-27-5)
Month .....	0	Several times

## DUCKS MISCELLANEOUS RECORDS

Longest Winning Streak .....	11 games	Feb. 13-Mar. 5, 2016
Home .....	13 games	Jan. 26-Mar. 20, 2013
Road .....	7 games	Nov. 28-Dec. 13, 2006
Longest Regulation Loss Streak .....	8 games	Oct. 12-30, 1996 (0-8-0)
Home .....	8 games	Jan. 10-Feb. 9, 2001 (0-8-0)
Road .....	6 games	Seven times: last, Jan. 20-Feb. 9, 2019 (0-6-0)
Longest Unbeaten Streak .....	12 games	Feb. 22-Mar. 19, 1997 (7-0-5)
Home .....	14 games	Feb. 12-Apr. 9, 1997 (10-0-4)
Road .....	7 games	Nov. 28-Dec. 13, 2006 (7-0-0)
Longest Winless Streak .....	12 games	Dec. 18, 2018-Jan. 15, 2019 (0-8-4)
Home .....	11 games	Jan. 5-Feb. 14, 2001 (0-8-3-0)
Road .....	13 games	Two times: Nov. 1-Dec. 27, 2003 (0-8-2-3); Oct. 29-Dec. 22, 2011 (0-9-4)
Longest Point Streak .....	16 games	Oct. 6-Nov. 9, 2006 (12-0-1-3, 28 points)
Home .....	22 games	Oct. 10, 2013-Jan. 15, 2014 (20-0-2, 42 points)
Road .....	9 games	Feb. 28-Apr. 11, 2009 (7-0-1-1, 16 points)

## CONSECUTIVE MULTIPLE-GOAL GAMES BY INDIVIDUAL PLAYERS

Most consecutive multi-goal games .....	6	Mar. 25-Apr. 4, 2009 (Ryan three times, Perry two times, Getzlaf, R. Niedermayer, Selanne)
Most consecutive multi-goal games by different players .....	5	Mar. 25-Apr. 4, 2009 (Ryan two times, Perry two times, Getzlaf, R. Niedermayer, Selanne)
Most consecutive multi-goal games to start season .....	3	Oct. 9-13, 2014 (C. Perry, R. Getzlaf, W. Karlsson)

## CONSECUTIVE MULTIPLE-GOAL GAMES BY INDIVIDUAL PLAYERS

Most consecutive games scoring PP goal .....	11	Mar. 7-28, 1997 (14-for-39, .359)
Most consecutive games not scoring PP goal .....	12	Apr. 16-May 8, 2021 (0-for-26)
Most consecutive attempts scoring PP goal .....	5	Mar. 29, 2007 @ CBJ (3-Mar. 31, 2007 @ STL (2) (spanning 2 games)
Most consecutive attempts without a PP goal .....	31	Two times, last: Mar. 3-19, 2003 (spanning 8 games)

## CONSECUTIVE PENALTY KILLING & ATTEMPTS

Most consecutive games allowing PP goal .....	12	Oct. 5-30, 2005 (69-for-89, .775)
Most consecutive games not allowing PP goal .....	9	Feb. 17, 2017-Mar. 8, 2017 (25-for-25)
Most consecutive shorthanded stops (no goal) .....	35	Dec. 27, 2015-Jan. 15, 2016 (spanning 10 games)
Most Most consecutive opponent PP attempts scoring goal .....	4	Two times: Dec. 19, 1997 vs. PHX (4); Oct. 13, 2000 @ OTT (3) & Nov. 15, 2000 @ DET (1) (spanning 2 games)





## SINGLE GAME

### EARLIEST GOALS SCORED

Earliest goal scored from the start of a game .....	0:08	Paul Kariya, Mar. 9, 1997 @ COL
Earliest two goals scored from the start of a game .....	1:53	R. Getzlaf (0:50) & E. Artyukhin (1:53), Jan. 19, 2010 vs. BUF
Earliest three goals scored from the start of a game .....	5:23	R. Getzlaf (0:50) & E. Artyukhin (1:53) & M. Brown (5:23),
Earliest four goals scored from the start of a game .....	10:26	R. Getzlaf (0:50) & E. Artyukhin (1:53), M. Brown (5:23), &
Earliest five goals scored from the start of a game .....	14:45	S. Van Allen (1:27), P. Kariya (8:32), P. Douris (9:22),
Earliest goal scored from the start of a 2nd period .....	0:07	Kyle Palmieri, Dec. 12, 2014 @ EDM
Earliest goal scored from the start of a 3rd period .....	0:09	Bobby Dollas, Mar. 23, 1995 @ SJ
Earliest goal scored from the start of an overtime .....	0:10	Mike Leclerc, Feb. 12, 2003 vs. CGY

### EARLIEST GOALS GIVEN UP

Earliest goal scored from the start of a game .....	0:09	Trevor Linden, Jan. 16, 1994 vs. VAN
Earliest two goals scored from the start of a game .....	0:57	J. Kyrou (0:20), Z. Sanford (0:57), Jan. 30, 2021 vs. STL
Earliest three goals scored from the start of a game .....	2:06	J. Kyrou (0:20), Z. Sanford (0:57), J. Kyrou (2:06), Jan. 30, 2021 vs. STL
Earliest four goals scored from the start of a game .....	6:32	V. Zelepuhin (1:55), C. Millen (4:08), B. Guerin (4:44) &
Earliest five goals scored from the start of a game .....	8:05	V. Zelepuhin (1:55), C. Millen (4:08), B. Guerin (4:44),
Earliest goal scored from the start of a 2nd period .....	0:10	Kyle Okposo, Nov. 5, 2014 vs. NYI
Earliest goal scored from the start of a 3rd period .....	0:05	Daymond Langkow, Apr. 11, 2006 @ CGY
Earliest goal scored from the start of an overtime .....	0:07	Max Pacioretty, Jan. 16, 2021 @ VGK

### FASTEST GOALS SCORED (shortest time span between goals)

Fastest two goals scored .....	0:08	T. Selanne (5:44) & C. Kunitz (5:52), Nov. 30, 2005 vs. PHX
Fastest three goals scored .....	0:51	A. McDonald, D. Lambert & M. Chouinard, Dec. 23, 2001 @ PHX
Fastest four goals scored .....	3:30	M. Ferner, G. Valk, B. Houlder & J. Sacco, Feb. 26, 1994 @ QUE
Fastest five goals scored .....	8:45	D. Winnik, K. Palmieri, K. Palmieri, C. Perry & B. Lovejoy,
Fastest six goals scored .....	16:03	D. Winnik, K. Palmieri, K. Palmieri, C. Perry, B. Lovejoy,

### FASTEST OPPONENT GOALS SCORED (shortest time span between goals)

Fastest two goals scored .....	0:06	Two times: D. Bodger & L. Robitaille, Apr. 15, 1999 @ LA;
Fastest three goals scored .....	1:21	A. Selivanov, R. Murray & A. Selivanov, Feb. 17, 1999 vs. EDM
Fastest four goals scored .....	2:55	A. Mogilny, J. Beranek, A. Mogilny & A. Mogilny, Dec. 22, 1995 vs. VAN
Fastest five goals scored .....	5:05	B. Shanahan, I. Laperriere, E. Tikkanen, K. Miller &
Fastest six goals scored .....	14:06	T. Brouwer, A. Chiasson, M. Stajan, S. Bennett, D. Hamilton &

### CONSECUTIVE GOALS

Most consecutive (unanswered) goals scored .....	7	Two times: Dec. 20, 1996 vs. CGY (7-0 final); Oct. 30, 2009 vs. VAN (7-2)
Most consecutive (unanswered) goals by opponent .....	8	Mar. 21, 2001 @ DAL (8-0 final)

### SHOOTING PERCENTAGE

Highest shooting percentage .....	38.5%	Feb. 21, 2009 @ CBJ (5 goals on 13 shots)
Opponent's highest shooting percentage .....	43.8%	Nov. 15, 2006 vs. PHI (7 goals on 16 shots)

### POWER PLAY PERCENTAGE

Highest power play percentage (min. 3 PPO) .....	100%	28 times (most: Jan. 19, 2013 @ VAN; Jan. 7, 2014 vs. BOS; Feb. 15, 2016 vs. CGY (3-for-3))
--	------	---

# RECORDS

Lowest power play percentage .....	0.0%	Several times (most chances w/o a PPG: 8, nine times)
Opponent's highest power play percentage (min. 3 PPO) ..	100%	18 times (most: Dec. 19, 1997 vs. PHX, 4-for-4)
Opponent's lowest power play percentage .....	0.0%	Several times (most chances w/o a PPG: 13, Feb. 27, 1998 @ EDM)

## MARGIN OF VICTORY/DEFEAT

Largest Margin of Victory .....	8	Jan. 15, 2014 vs. VAN (9-1)
Largest Margin of Defeat .....	8	Mar. 21, 2001 @ DAL (8-0)

## BIGGEST DIFFERENCES IN SHOTS/GOALS WITH WINS/LOSSES

Most shots in a loss .....	54	Mar. 27, 2009 vs. EDM (lost 5-3)
Fewest shots in a win .....	12	Two times: Jan. 10, 2010 @ CHI (won 3-1); Feb. 13, 2011 @ EDM (won 4-0)
Most goals in a loss .....	6	Two times: Oct. 31, 2008 vs. VAN (lost 7-6 in SO); Feb. 16, 2011 vs. WSH (lost 7-6)
Fewest goals in a win .....	1	38 times, last: Feb. 11, 2021 @ VGK

## LARGEST DEFICITS/LEADS OVERCOME

Largest deficit overcome in a win .....	4 goals	Two times: Mar. 31, 2014 vs. WPG (trailed 4-0 at 17:44 of the second, won 5-4 in OT); Dec. 2, 2018 @ WAS (trailed 5-1 at 14:31 of second, won 6-5 in regulation)
Largest deficit overcome in a tie .....	4 goals	Oct. 10, 1996 @ COL (trailed 6-2 at 10:43 of the third, tied 6-6)
Largest lead relinquished in a loss .....	4 goals	Nov. 21, 2019 @ FLA (led 4-0 at 18:52 of the second, lost 5-4 in overtime)
Largest lead relinquished in a tie .....	4 goals	Jan. 7, 2000 @ CAR (led 4-0 at 17:33 of the second, tied 4-4)

## FEWEST SHOTS ALLOWED

Game .....	11	Jan. 23, 2004 vs. MIN
First Period .....	0	Apr. 1, 2000 @ LA
Second Period .....	1	Three times: Mar. 27, 2007 vs. PHX; Oct. 31, 2014 @ DAL,
Third Period .....	0	Oct. 7, 2011 @ BUF (Helsinki, Finland)

## MULTIPLE PLAYERS WITH POINTS IN ONE GAME

Most players with at least one point in a game .....	15	Two times: Jan. 15, 2014 vs. VAN; Mar. 30, 2016 vs. CGY
Most players with multiple-points in a game .....	8	Apr. 4, 2006 vs. VAN
Most players with three-or-more points in a game .....	4	Two times: Jan. 1, 1999 @ BUF (Selmanne-5 pts, Olausson-4, Rucchin-4, Kariya-3); Nov. 3, 2007 @ PHX (Getzlaf-3, Perry-3, Pronger-3, Schneider-3)
Most players with four-or-more points in a game .....	3	Two times: Jan. 1, 1999 @ BUF (Selmanne-5, Olausson-4, Rucchin-4); Nov. 19, 2006 vs. PHX (Selmanne-5, Kunitz-4, McDonald-4)

## MOST GOALS ALLOWED

Game .....	9	Three times: Feb. 1, 1995 @ DAL; Feb. 19, 2011 @ STL (9-3);
First Period .....	6	Feb. 2, 2019 @ WPG
Second Period .....	5	Five times: Mar. 24, 1994 @ BOS, Jan. 31, 1995 @ STL; Apr. 1, 1998 vs. PHX; Jan. 29, 2015 @ SJ; Dec. 4, 2016 @ CGY
Third Period .....	5	Six times: Dec. 22, 1999 vs. PHX; Mar. 21, 2001 @ DAL; Nov. 14, 2009 @ DET;

## MOST SHOTS ALLOWED

Game .....	57	Mar. 21, 2004 vs. DET
First Period .....	23	Three times: Dec. 27, 1995 @ LA; Dec. 22, 2000 @ DET; Mar. 21, 2004 vs. DET
Second Period .....	30	Two times: Oct. 20, 2017 vs. MTL; Oct. 13, 2018 @ DAL
Third Period .....	26	Mar. 2, 2014 vs. CAR



Overtime ..... 10 Two times: Feb. 3, 2000 @ PHI; Nov. 12, 2018 vs. NSH

## MOST POWER PLAY GOALS ALLOWED

Game ..... 5 Oct. 26, 2009 vs. TOR (5-for-11)  
 Period ..... 4 Dec. 14, 2007 @ MIN (4-for-4 in the second period)

## MOST SHORTHANDED GOALS ALLOWED

Game ..... 3 Oct. 18, 1996 vs. SJS  
 Period ..... 2 Four times: Feb. 1, 1995 @ DAL (second); Oct. 18, 1996 vs. SJ (third); Dec. 6, 2005 vs. CAR (second); Nov. 30, 2013 vs SJ (second)

# SEASON

## INDIVIDUAL

Most multiple-goal games ..... 4 Teemu Selanne, 1997-98  
 Most hat tricks ..... 3 Teemu Selanne, 1997-98; Corey Perry (Two times), 2010-11 & 2014-15  
 Highest percentage of team's total goals ..... 25.4% Teemu Selanne, 1997-98 (scored 52 of team's 205 goals)  
 Most multiple-assist games ..... 16 Teemu Selanne, 1996-97  
 Most multiple-point games ..... 33 Paul Kariya, 1996-97  
 Most three-or-more point games ..... 16 Teemu Selanne, 1998-99  
 Most four-or-more point games ..... 5 Ryan Getzlaf, 2010-11  
 Most 30+ save games (goalies) ..... 33 Guy Hebert, 1996-97  
 Most 40+ save games (goalies) ..... 7 Three: Guy Hebert, 1998-99; John Gibson, 2017-18 and 2018-19

## TEAM

Most four-or-more goal games ..... 34 2005-06  
 Most five-or-more goal games ..... 25 2014-15  
 Most shutouts ..... 9 Two times: 2002-03 (8 by J.S. Giguere, 1 by M. Gerber)  
 Fewest shutouts ..... 1 2019-20 (John Gibson)  
 Most times shutout ..... 11 1997-98  
 Fewest times shutout ..... 1 1996-97  
 Most overtime games ..... 23 Two times: 2006-07 (9-4-10 record); 2014-15 (16-2-5 record)

# CAREER

Most multiple-goal games ..... 90 Teemu Selanne, 1995-96 through 2000-01 & 2005-06 through 2013-14  
 Most hat tricks ..... 13 Teemu Selanne, 1995-96 through 2000-01 & 2005-06 through 2013-14  
 Most multiple-assist games ..... 143 Ryan Getzlaf, 2005-06 through 2020-21  
 Most multiple-point games ..... 259 Teemu Selanne, 1995-96 through 2000-01 & 2005-06 through 2013-14  
 Most three-or-more point games ..... 87 Teemu Selanne, 1995-96 through 2000-01 & 2005-06 through 2013-14  
 Most four-or-more point games ..... 21 Teemu Selanne, 1995-96 through 2000-01 & 2005-06 through 2013-14  
 Most 30+ save games (goalies) ..... 165 Guy Hebert, 1993-94 through 2000-01  
 Most 40+ save games (goalies) ..... 23 Guy Hebert, 1993-94 through 2000-01  
 Most consecutive games played ..... 502 Andrew Coglian, Jan. 19, 2013-Jan. 13, 2018  
 Most seasons with the Ducks ..... 16 Ryan Getzlaf, 2005-06 through 2020-21

## HONDA CENTER INDIVIDUAL HIGHS

### MOST GOALS

Game .....	4	Owen Nolan, SJS, Dec. 19, 1995
Period .....	3	Several times; last: N. Deslauriers, vs. OTT, Mar. 10, 2020 (first)

### MOST ASSISTS

Game .....	5	Four times; last: Ryan Getzlaf, ANA, Nov. 24, 2015 vs. CGY
Period .....	3	Several times; last: Josh Mahura, ANA, Oct. 29, 2019 (second) vs. WPG

### MOST POINTS

Game .....	5	Several times; last: Ryan Getzlaf, ANA, Nov. 24, 2015 vs. CGY
Period .....	4	Three times: Owen Nolan, SJS, Dec. 19, 1995 (second); R. Getzlaf

### MOST POWER PLAY GOALS

Game .....	3	Two times: Owen Nolan, SJS, Dec. 19, 1995; Niklas Hagman, TOR, Oct. 26, 2009
Period .....	3	Owen Nolan, SJS, Dec. 19, 1995 (second)

### MOST SHORTHANDED GOALS

Game .....	1	Many times
Period .....	1	Many times

### MOST SHOTS

Game .....	12	Three times; all by Paul Kariya: Nov. 6, 1996 vs. MTL; Nov. 8, 1998 vs. DET; Mar. 10, 1999 vs. VAN
Period .....	9	Paul Kariya, Nov. 8, 1998 vs. DET (first)

### MOST PENALTY MINUTES

Game .....	37	Todd Ewen, Feb. 25, 1996 vs. SJS
Period .....	29	Garrett Burnett, Apr. 4, 2004 vs. CGY

### HIGHEST PLUS/MINUS (+/-)

Game .....	+5	Several times; last: Brandon Montour, ANA, Dec. 12, 2018 vs. DAL
------------	----	--

### HIGHEST SHOOTING PERCENTAGE

Game .....	100.0	Several times
------------	-------	---------------

### MOST SAVES (goaltenders)

Game .....	51	Three times: Jean-Sebastien Giguere, Mar. 21, 2004 vs. DET (51-for-57);
Period .....	28	John Gibson, Oct. 20, 2017 vs. MTL (28-for-30; second)
Overtime .....	11	Marc Denis, CBJ, Jan. 11, 2004 (11-of-11)

### MOST SHOTS FACED (goaltenders)

Game .....	57	Jean-Sebastien Giguere, Mar. 21, 2004 vs. DET (51-of-57)
Period .....	30	John Gibson, Oct. 20, 2017 vs. MTL (28-for-30; second)
Overtime .....	11	Marc Denis, CBJ, Jan. 11, 2004 (11-of-11)

### MOST GOALS ALLOWED (goaltenders)

Game .....	8	Carey Price, Mar. 8, 2019 vs. MTL (8 goals on 29 shots)
Period .....	5	Four times; last: Jean-Sebastien Giguere, Nov. 15, 2006 vs. PHI, (first); Dwayne Roloson, MIN, Jan. 23, 2004 (third); Dominic Roussel, Dec. 22, 1999 vs. PHX (third); Mikhail Shtalenkov, Apr. 1, 1998 vs. PHX (second)





## DUCKS HIGHS & LOWS AT HONDA CENTER

### MOST GOALS

Game	9	ANA vs. VAN, Jan. 15, 2014
First Period	5	Three times: ANA vs. NJ, Nov. 5, 1993; ANA vs. CGY, Oct. 29, 1995; ANA vs. PHI, Nov. 15, 2006
Second Period	5	Two times: ANA vs. PHX, Apr. 1, 1998; ANA vs. NSH, Oct. 26, 2016
Third Period	5	Two times: ANA vs. PHX, Dec. 22, 1999; ANA vs. MIN, Jan. 23, 2004

### MOST SHOTS

Game	56	ANA vs. OTT, Oct. 13, 2013
First Period	24	ANA vs. OTT, Oct. 13, 2013
Second Period	25	ANA vs. SJS, Dec. 31, 2013
Third Period	25	ANA vs. CBJ, Nov. 19, 2010
Overtime	11	ANA vs. CBJ, Feb. 11, 2004

### MOST POWER PLAY GOALS

Game	6	Jan. 15, 2014 vs. VAN (6-for-11)
Period	3	Seven times, last: ANA vs. VAN, Jan. 15, 2014 (3-for-3; second)

### MOST POWER PLAY OPPORTUNITIES

Game	13	ANA vs. CGY, Apr. 17, 2006 (3-for-13)
Period	6	Five times, last: ANA vs. CBJ, Jan. 15, 2007 (1-for-6; second)

### MOST SHORTHANDED GOALS

Game	3	ANA vs. CGY, Dec. 20, 1996
Period	2	Three times: ANA vs. CGY, Dec. 20, 1996 (second); ANA vs. DET, Oct. 15, 2007 (third); ANA vs. NSH, Oct. 26, 2016 (second)

### MOST PENALTY MINUTES

Game	90	ANA vs. SJS, Oct. 26, 2014
Period	74	ANA vs. SJS, Oct. 26, 2014 (third)

### FEWEST SHOTS

Game	11	ANA vs. MIN, Jan. 23, 2004
First Period	1	ANA vs. NYI, Nov. 10, 2010
Second Period	1	ANA vs. PHX, Mar. 27, 2007
Third Period	1	Three times: ANA vs. BOS, Oct. 15, 1993; ANA vs. OTT, Mar. 10, 2002; ANA vs. COL, Jan. 24, 2021
Overtime	0	Several times

### FEWEST POWER PLAY OPPORTUNITIES

Game	0	11 times, last: vs. BOS, Nov. 15, 2017
------	---	--

### FEWEST PENALTY MINUTES

Game	0	Several times, last: ANA vs. CGY, Oct. 20, 2019
------	---	---

## TWO-TEAM SINGLE-GAME HIGHS & LOWS

### MOST GOALS

Game	14	DET (6) vs. ANA (8), Mar. 21, 2004
Period	7	Six times: SJS (4) vs. AN 56A (3), Dec. 19, 1995 (second); PHI (5) vs. ANA (2), Nov. 15, 2006 (first); VAN (4) vs. ANA (3), Oct. 31, 2008 (second);

# RECORDS

## MOST SHOTS

Game	96	MTL (51) vs. ANA (45), Oct. 20, 2017
Period	40	MTL (30) vs. ANA (10), Oct. 20, 2017 (second)
Overtime	14	NSH (10) vs. ANA (4), Nov. 12, 2018

## MOST POWER PLAY GOALS

Game	7	VAN (1) vs. ANA (6), Jan. 15, 2014
Period	4	Four times: SJ (3) vs. ANA (1), Dec. 19, 1995 (second); ANA (1) @ MIN (3), Dec. 31, 2006 (second); MIN (4) vs. ANA (0), Dec. 14, 2007 (second); VAN (1) vs. ANA (3), Jan. 15, 2014 (second)

## MOST POWER PLAY OPPORTUNITIES

Game	21	CGY (8) vs. ANA (13), Apr. 17, 2006
Period	9	Four times: ANA (3) @ LAK (6), Dec. 2, 1993 (first); ANA (4) @ NYR (5), Nov. 25, 2001 (second); NSH (3) vs. ANA (6), Nov. 1, 2005 (second); CGY (6) vs. ANA (3), Apr. 17, 2006 (second)

## MOST SHORTHANDED GOALS

Game	4	ANA (2) @ DAL (2), Feb. 1, 1995
Period	2	15 times, last: ANA (1) @ NSH (1), Jan. 16, 2020 (third)

## MOST PENALTY MINUTES

Game	309	ANA (107) @ CGY (202), Dec. 8, 2001
Period	291	ANA (101) @ CGY (190), Dec. 8, 2001, (third)

## FEWEST GOALS

Game	1	Many times
------	---	------------

## FEWEST SHOTS

Game	29	ANA (15) @ SJS (14), Nov. 27, 1993
Period	6	Two times: ANA (5) @ DAL (1), Oct. 31, 2014 (second); ANA (3) vs. NYI (3) Nov. 25, 2020 (third)
Overtime	1	Many times

## FEWEST POWER PLAY OPPORTUNITIES

Game	1	Seven times, last: ARI (0-0) vs. ANA (0-1), Apr. 4, 2021
------	---	--

## FEWEST PENALTY MINUTES

Game	2	Four times: STL (2) vs. ANA (0), May 1, 1995; DAL (2) vs. ANA (0), Apr. 3, 2013
------	---	---

## REAL-TIME RECORDS

(officially kept since start of 1998-99 season)

## TIME ON ICE

Game	35:51	Scott Niedermayer, Jan. 9, 2007 @ NSH
Season Avg.	27:30	Scott Niedermayer, 2006-07

## SHIFTS

Game	40	Oleg Tverdovsky, Apr. 4, 2001 @ COL
Season Avg.	30.0	Hampus Lindholm, 2018-19



## TOTAL HITS

---

Game .....	14	Brett Festerling, Dec. 31, 2009 @ DAL
Season .....	286	Vitaly Vishnevski, 2000-01
Career .....	1,891	Ryan Getzlaf, 2005-06 through 2020-21

## BLOCKED SHOTS

---

Game .....	11	Francois Beauchemin, Jan. 11, 2014 vs. PHX
Season .....	194	Francois Beauchemin, 2011-12
Career .....	977	Francois Beauchemin, 2005-06 through 2008-09, 2010-11 through 2014-15; 2017-18

## FACEOFF WIN PERCENTAGE

---

Game (min. 10 faceoffs) .....	100.0	Two times: Ryan Kesler, Nov. 4, 2016 vs. ARI (won 11-of-11 faceoffs);
Season (min. 300 faceoffs) .....	62.3	Antoine Vermette, 2016-17
Career (min. 1500 faceoffs) .....	61.2	Antoine Vermette, 2016-18

## TOTAL FACEOFF WINS

---

Game .....	26	Steve Rucchin, Mar. 26, 2000 vs. PHX (won 26-of-41 faceoffs)
Season .....	1,066	Steve Rucchin, 1999-00
Career .....	7,776	Ryan Getzlaf, 2005-06 through 2019-20

## TOTAL FACEOFFS TAKEN

---

Game .....	42	Steve Rucchin, Oct. 28, 1998 vs. TBL (24 faceoff wins)
Season .....	1,996	Steve Rucchin, 1999-00
Career .....	15,890	Ryan Getzlaf, 2005-06 through 2019-20



**AVAILABLE  
NOW!**



# WILD WINGERS KIDS CLUB!

## 21-22 KIDS CLUB KIT INCLUDES:

- WILD WING ZIPPERED TOTE
- DUCKS BUTTON SET
- COLLECTIBLE COUPON CALENDAR
- MINI NET TOOTHBRUSH HOLDER
- DUCKS TOOTHBRUSH
- TEAM BEANIE

## PLUS +

- A FREE KNOTT'S BERRY FARM TICKET
- EXCLUSIVE 2 FOR \$20 DUCKS TICKET OFFER
- MONTHLY PRIZES
- SPECIAL EVENTS
- AND MORE!

**OVER \$350  
IN VALUE  
FOR JUST  
\$30!**

PRESENTED BY:



UCI Health

[WILDWINGERSKIDSClub.COM](http://WILDWINGERSKIDSClub.COM)



The background is a photograph of a hockey arena, likely the Honda Center, during a game. The image is heavily tinted with an orange color. In the foreground, the silhouettes of fans are visible, some with their arms raised. The arena floor shows players and referees. The large scoreboard at the top displays various statistics and advertisements. Overlaid on the right side of the image is the text "STAY OFF" in large, bold, yellow capital letters.

# STAY OFF

# ALL-TIME PLAYOFF RECORDS

## ALL-TIME PLAYOFF RECORDS BY OPPONENT

TEAM	SERIES	W	L	GP	W	L	GF	GA	LAST SERIES	RESULT
Arizona	1	1	0	7	4	3	17	17	1997 (R1)	4-3
Calgary	3	3	0	16	12	4	50	34	2017 (R1)	4-0
Chicago	1	0	1	7	3	4	22	24	2015 (WCF)	3-4
Colorado	1	1	0	4	4	0	16	4	2006 (WCF)	4-0
Dallas	3	2	1	18	10	8	47	52	2014 (R1)	4-2
Detroit	6	2	4	32	14	18	78	93	2013 (R1)	3-4
Edmonton	2	1	1	12	5	7	34	40	2017 (R2)	4-3
Los Angeles	1	0	1	7	3	4	15	19	2014 (R2)	3-4
Minnesota	2	2	0	9	8	1	21	10	2007 (R1)	4-1
Nashville	3	0	3	19	7	12	53	55	2017 (WCF)	2-4
New Jersey	1	0	1	7	3	4	12	19	2003 (SCF)	3-4
Ottawa	1	1	0	5	4	1	16	11	2007 (SCF)	4-1
San Jose	2	1	1	10	4	6	22	26	2018 (R1)	0-4
Vancouver	1	1	0	5	4	1	14	8	2007 (R2)	4-1
Winnipeg	1	1	0	4	4	0	16	9	2015 (R1)	4-0
<b>TOTAL</b>	<b>29</b>	<b>16</b>	<b>13</b>	<b>162</b>	<b>89</b>	<b>73</b>	<b>433</b>	<b>421</b>		

## ALL-TIME PLAYOFF RECORDS BY OPPONENT

	OVERALL	HOME	ROAD
<b>Round 1</b>	42-35	24-16	8-21
<b>Round 2</b>	26-18	13-11	13-7
<b>Conference Final</b>	14-15	7-8	7-7
<b>Stanley Cup Final</b>	7-5	6-0	1-5

## ALL-TIME RECORD BY GAME OF SERIES

	OVERALL	HOME	ROAD
Game 1	15-14	11-8	4-6
Game 2	17-12	10-9	7-3
Game 3	15-14	4-6	11-8
Game 4	19-10	7-3	12-7
Game 5	12-9	11-3	1-6
Game 6	8-8	6-0	2-8
Game 7	3-6	2-4	1-2

## ALL-TIME PLAYOFF GAME SEVENS (3-6)

DATE	ROUND	OPPONENT	SCORE
Apr. 29, 1997	First Round	vs. Phoenix	3-0
June 9, 2003	Stanley Cup Final	@ New Jersey	0-3
May 3, 2006	First Round	@ Calgary	3-0
May 14, 2009	Second Round	@ Detroit	3-4
May 12, 2013	First Round	vs. Detroit	2-3
May 16, 2014	Second Round	vs. Los Angeles	2-6
May 30, 2015	Conference Final	vs. Chicago	3-5
Apr. 27, 2016	First Round	vs. Nashville	1-2
May 10, 2017	Second Round	vs. Edmonton	2-1

## LONGEST PLAYOFF OVERTIME GAMES

DATE	OPPONENT	RESULT	TIME	SCORER	ANA GOALIE
Apr. 24, 2003	@ Dallas (R1)	4-3 W	80:48	Petr Sykora	Jean-Sebastien Giguere
May 19, 2015	Chicago (WCF)	2-3 L	56:12	Marcus Kruger	Frederik Andersen
Apr. 10, 2003	Detroit (R1)	2-1 W	43:18	Paul Kariya	Jean-Sebastien Giguere

# ALL-TIME PLAYOFF RECORDS



May 4, 1997	Detroit (R2)	2-3 L	41:31	Vyacheslav Kozlov	Mikhail Shtalenkov
May 3, 2009	@ Detroit (R2)	4-3 W	41:15	Todd Marchant	Jonas Hiller
May 8, 1997	@ Detroit (R2)	3-2 L	37:03	Brendan Shanahan	Mikhail Shtalenkov
May 10, 2003	@ Minnesota (R3)	1-0 W	28:06	Petr Sykora	Jean-Sebastien Giguere
Apr. 27, 2007	Vancouver (R2)	2-1 L	27:49	Jeff Cowan	Jean-Sebastien Giguere
May 5, 2017	Edmonton (R2)	4-3 W	26:57	Corey Perry	John Gibson
May 23, 2015	Chicago (WCF)	5-4 L	25:37	Antoine Vermette	Frederik Andersen
May 3, 2007	Vancouver (R2)	2-1 W	24:30	Scott Niedermayer	Jean-Sebastien Giguere

## ALL-TIME PLAYOFF OVERTIME HISTORY

DATE	OPPONENT	ROUND	GAME	RESULT	TIME	SCORER
Apr. 27, 1997	Phoenix	1	6	3-2 W	7:29	Paul Kariya
May 2, 1997	@ Detroit	2	1	1-2 L	0:59	Martin Lapointe
May 4, 1997	@ Detroit	2	2	2-3 L	41:31	Vyacheslav Kozlov
May 8, 1997	Detroit	2	4	2-3 L*	37:03	Brendan Shanahan
Apr. 10, 2003	@ Detroit	1	1	2-1 W	43:18	Paul Kariya
Apr. 16, 2003	Detroit	1	4	3-2 W*	6:53	Steve Rucchin
Apr. 24, 2003	@ Dallas	2	1	4-3 W	80:48	Petr Sykora
Apr. 26, 2003	@ Dallas	2	2	3-2 W	1:44	Mike Leclerc
May 10, 2003	@ Minnesota	WCF	1	1-0 W	28:06	Petr Sykora
May 31, 2003	New Jersey	SCF	3	3-2 W	6:59	Ruslan Salei
June 2, 2003	New Jersey	SCF	4	1-0 W	0:39	Steve Thomas
Apr. 21, 2006	@ Calgary	1	1	1-2 L	9:45	Darren McCarty
Apr. 27, 2006	Calgary	1	4	3-2 W	1:36	Sean O'Donnell
May 9, 2006	@ Colorado	2	3	4-3 W	16:30	Joffrey Lupul
Apr. 27, 2007	Vancouver	2	2	1-2 L	27:49	Jeff Cowan
May 1, 2007	@ Vancouver	2	4	3-2 W	2:07	Travis Moen
May 3, 2007	Vancouver	2	5	2-1 W*	24:30	Scott Niedermayer
May 13, 2007	@ Detroit	WCF	2	4-3 W	14:17	Scott Niedermayer
May 20, 2007	@ Detroit	WCF	5	2-1 W	11:57	Teemu Selanne
Apr. 25, 2009	@ San Jose	1	5	2-3 L	6:02	Patrick Marleau
Apr. 3, 2009	@ Detroit	2	2	4-3 W	41:15	Todd Marchant
Apr. 22, 2011	Nashville	1	5	3-4 L	1:57	Jerred Smithson
May 2, 2013	Detroit	1	2	4-5 L	1:21	Gustav Nyquest
May 6, 2013	@Detroit	1	4	2-3 L	15:10	Damien Brunner
May 8, 2013	Detroit	1	5	3-2 W	1:54	Nick Bonino
May 10, 2013	@ Detroit	1	6	3-4 L	1:04	Henrik Zetterberg
Apr. 27, 2014	@ Dallas	1	6	5-4 W*	2:47	Nick Bonino
May 3, 2014	Los Angeles	2	1	2-3 L	12:07	Marian Gaborik
Apr. 20, 2015	@ Winnipeg	1	3	5-4 W	5:12	Rickard Rakell
May 5, 2015	@ Calgary	2	3	3-4 L	4:24	Mikael Backlund
May 10, 2015	Calgary	2	5	3-2 W*	2:26	Corey Perry
May 19, 2015	Chicago	WCF	2	2-3 L	56:12	Marcus Kruger
May 23, 2015	@ Chicago	WCF	4	4-5 L	25:37	Antoine Vermette
May 25, 2015	Chicago	WCF	5	5-4 W	0:45	Matt Beleskey
Apr. 17, 2017	@ Calgary	1	3	4-5 L	1:30	Corey Perry
May 3, 2017	@ Edmonton	2	4	4-3 W	0:45	Jakob Silfverberg
May 5, 2017	Edmonton	2	5	4-3 W	26:57	Corey Perry
May 12, 2017	Nashville	WCF	1	2-3 L	9:24	James Neal
May 18, 2017	@ Nashville	WCF	4	3-2 W	10:25	Corey Perry

\* Clinched series

# ALL-TIME PLAYOFF GAME-BY-GAME

## 2018 ANAHEIM DUCKS PLAYOFF GAME-BY-GAME

Date	Team	W/L/OT	Record	GF-GA	Scorers	W Goal	PP	PK	SF-SAW - L	Gitdr	Attend.
04/12/2018	San Jose	L	00-01	0-3		9	0-3	5-6	25-34	31-36	17,174+
04/14/2018	San Jose	L	00-02	2-3	33,47P	48	1-2	2-3	30-35	31-36	17,430+
04/16/2018	@ San Jose	L	00-03	1-8	67P	27	1-3	4-8	46-36	31-36	17,562
04/18/2018	@ San Jose	L	00-04	1-2	7	48	0-4	3-3	31-24	31-36	17,562

## 2017 ANAHEIM DUCKS PLAYOFF GAME-BY-GAME

Date	Team	W/L/OT	Record	GF-GA	Scorers	W Goal	PP	PK	SF-SAW - L	Gitdr	Attend.
04/13/2017	Calgary	W	01-00	3-2	15P,67,33P	33	2-7	4-5	41-32	36-1	17,174+
04/15/2017	Calgary	W	02-00	3-2	33,67,15P	15	1-4	2-3	29-37	36-1	17,271+
04/17/2017	@ Calgary	W*	03-00	5-4	37,53,44,53,10	10	0-0	2-5	27-32	1-1	19,289
04/19/2017	@ Calgary	W	04-00	3-1	18,44,15	44	0-2	2-3	25-37	36-31	19,289
04/26/2017	Edmonton	L	04-01	3-5	15P,18,33	6	1-3	3-5	36-32	33-36	17,174+
04/28/2017	Edmonton	L	04-02	1-2	33P	19	1-4	3-4	40-23	33-36	17,174+
04/30/2017	@ Edmonton	W	05-02	6-3	67,33,15,21,33,17	21	0-4	3-3	28-27	36-33	18,347
05/03/2017	@ Edmonton	W*	06-02	4-3	15,67,15,33	33	0-4	2-3	39-32	36-33	18,347
05/05/2017	Edmonton	W*	07-02	4-3	15,4,67,10	10	0-4	2-3	64-38	36-33	17,358+
05/07/2017	@ Edmonton	L	07-03	1-7	67	29	0-3	5-7	35-35	33-36	18,347
05/10/2017	Edmonton	W	08-03	2-1	7,37	37	0-1	1-1	30-24	36-33	17,407+
05/12/2017	Nashville	L*	08-04	2-3	33,47	18	0-4	5-5	29-46	35-36	17,174+
05/14/2017	Nashville	W	09-04	5-3	45P,33,86,37,50	37	1-2	3-3	27-33	36-35	17,174+
05/16/2017	@ Nashville	L	09-05	1-2	10P	59	1-2	3-4	20-40	35-36	17,338
05/18/2017	@ Nashville	W*	10-05	3-2	67,37,10	10	0-2	5-5	37-34	36-35	17,423
05/20/2017	Nashville	L	10-06	1-3	21	46	0-4	1-2	33-29	35-1	17,307+
05/22/2017	@ Nashville	L	10-07	3-6	86,21,4	10	0-4	3-3	41-18	35-1	17,352

## 2016 ANAHEIM DUCKS PLAYOFF GAME-BY-GAME

Date	Team	W/L/OT	Record	GF-GA	Scorers	W Goal	PP	PK	SF-SAW - L	Gitdr	Attend.
04/15/2016	Nashville	L	00-01	2-3	15P,17	9	1-4	3-3	29-33	35-36	17,236+
04/17/2016	Nashville	L	00-02	2-3	7,44	6	0-1	4-5	29-37	35-36	17,174+
04/19/2016	@ Nashville	W	01-02	3-0	88,67,29	88	0-2	5-5	21-27	31-35	17,204
04/21/2016	@ Nashville	W	02-02	4-1	15,44,88,7	44	0-5	6-6	25-31	31-35	17,232
04/23/2016	Nashville	W	03-02	5-2	57,16,45,4P,17	45	1-7	3-3	32-29	31-35	17,360+
04/25/2016	@ Nashville	L	03-03	1-3	17P	18	1-2	1-1	27-26	35-31	17,113
04/27/2016	Nashville	L	03-04	1-2	17P	28	1-4	3-3	37-20	35-31	17,407+

## 2015 ANAHEIM DUCKS PLAYOFF GAME-BY-GAME

Date	Team	W/L/OT	Record	GF-GA	Scorers	W Goal	PP	PK	SF-SAW - L	Gitdr	Attend.
04/16/2015	Winnipeg	W	01-00	4-2	45,10P,10,15P	10	2-3	3-3	33-27	31-31	17,174+
04/18/2015	Winnipeg	W	02-00	2-1	19P,33	33	1-4	4-4	39-29	31-31	17,415+
04/20/2015	@ Winnipeg	W*	03-00	5-4	4,10,33,17,67	67	0-3	2-3	31-35	31-31	15,016
04/22/2015	@ Winnipeg	W	04-00	5-2	16,7,17,17,45	17	0-1	2-3	35-27	31-31	15,016
04/30/2015	Calgary	W	05-00	6-1	39,19,10,16,10P,15P	19	2-4	3-3	35-24	31-1	17,174+
05/03/2015	Calgary	W	06-00	3-0	39,47,44	39	0-4	3-3	34-30	31-31	17,299+
05/05/2015	@ Calgary	L*	06-01	3-4	19,10,39	11	0-2	5-6	21-21	31-31	19,289
05/08/2015	@ Calgary	W	07-01	4-2	33P,7,39P,19	39	2-4	2-2	29-27	31-31	19,289
05/10/2015	Calgary	W*	08-01	3-2	17P,39P,10	10	2-4	3-4	47-19	31-31	17,284+
05/17/2015	Chicago	W	09-01	4-1	47,21,44,33	21	0-1	3-3	27-33	31-50	17,291+
05/19/2015	Chicago	L*	09-02	2-3	7,10	16	0-5	3-5	62-56	50-31	17,234+
05/21/2015	@ Chicago	W	10-02	2-1	19P,24	24	1-1	5-5	27-28	31-50	22,160
05/23/2015	@ Chicago	L*	10-03	4-5	16,17,39,10	80	0-2	3-4	51-40	50-31	22,404
05/25/2015	Chicago	W*	11-03	5-4	4,17,45,19,39	39	0-2	2-2	28-28	31-50	17,286+
05/27/2015	@ Chicago	L	11-04	2-5	19P,3	88	1-3	3-3	32-23	50-31	22,089
05/30/2015	Chicago	L	11-05	3-5	17,10,39P	81	1-2	2-4	38-26	50-31	17,375+

## 2014 ANAHEIM DUCKS PLAYOFF GAME-BY-GAME

Date	Team	W/L/OT	Record	GF-GA	Scorers	W Goal	PP	PK	SF-SAW - L	Gitdr	Attend.
04/16/2014	Dallas	W	01-00	4-3	21,15,22P,39P	39	2-5	4-5	35-35	31-32	17,294+
04/18/2014	Dallas	W	02-00	3-2	15,10,7S	7	0-3	5-6	19-36	31-32	17,426+
04/21/2014	@ Dallas	L	02-01	0-3		14	0-5	3-3	37-22	32-31	19,120
04/23/2014	@ Dallas	L	02-02	2-4	55,62	20	0-3	3-3	23-26	32-31	18,962
04/25/2014	Dallas	W	03-02	6-2	13P,67P,22P,33,15,10P	22	4-6	7-7	23-36	31-32	17,334+
04/27/2014	@ Dallas	W*	04-02	5-4	77P,6,13,77,13	13	1-4	4-5	30-24	1-32	19,323
05/03/2014	Los Angeles	L*	04-03	2-3	39,8	12	0-4	3-4	35-36	32-1	17,393+
05/05/2014	Los Angeles	L	04-04	1-3	62P	27	1-4	3-3	37-17	32-1	17,281+
05/08/2014	@ Los Angeles	W	05-04	3-2	10P,8P,6	6	2-2	0-1	22-31	1-32	18,622
05/10/2014	@ Los Angeles	W	06-04	2-0	77,15P	77	1-3	4-4	14-28	36-32	18,489
05/12/2014	Los Angeles	W	07-04	4-3	13,77P,77,33	33	1-3	2-3	24-42	36-32	17,233+
05/14/2014	@ Los Angeles	L	07-05	1-2	21	22	0-5	4-4	22-23	32-36	18,519
05/16/2014	Los Angeles	L	07-06	2-6	21,10	10	0-3	3-5	27-30	32-36	17,395+



# ALL-TIME PLAYOFF GAME-BY-GAME



## 2013 ANAHEIM DUCKS PLAYOFF GAME-BY-GAME

Date	Team	W/L/OT	Record	GF-GA	Scorers	W Goal	PP	PK	SF-SAW - L	Gltdr	Attend.
04/30/2013	Detroit	W	01-00	3-1	13p,8p,23	8	2-4	3-4	27-22	1-35	17,200+
05/02/2013	Detroit	L*	01-01	4-5	11p,15,51,9	14	1-5	3-6	32-32	35-1	17,182+
05/04/2013	@ Detroit	W	02-01	4-0	13p,15s,65,39p	13	2-6	6-6	29-23	1-35	20,066
05/06/2013	@ Detroit	L*	02-02	2-3	39,20	24	0-3	1-1	33-49	35-1	20,066
05/08/2013	Detroit	W*	03-02	3-2	15,15p,13	13	1-3	2-3	34-31	1-35	17,395+
05/10/2013	@ Detroit	L*	03-03	3-4	51,65,9	40	0-0	2-3	37-29	35-1	20,066
05/12/2013	Detroit	L	03-04	2-3	65,23	51	1-4	2-2	33-32	35-1	17,412+

## 2011 ANAHEIM DUCKS PLAYOFF GAME-BY-GAME

Date	Team	W/L/OT	Record	GF-GA	Scorers	W Goal	PP	PK	SF-SAW - L	Gltdr	Attend.
04/13/2011	Nashville	L	00-01	1-4	8p	26	1-5	1-5	28-30	35-38	17,174+
04/15/2011	Nashville	W	01-01	5-3	10p,8p,9,15,9	15	2-5	2-6	28-34	29-35	17,174+
04/17/2011	@ Nashville	L	01-02	3-4	8p,8,39	12	1-2	1-5	16-37	35-29	17,113
04/20/2011	@ Nashville	W	02-02	6-3	4p,11,8p,10s,15,64	10	2-6	1-5	38-22	29-35	17,113
04/22/2011	Nashville	L*	02-03	3-4	33p,9,33	25	1-2	0-2	26-37	35-29	17,385+
04/24/2011	@ Nashville	L	02-04	2-4	8,33p	13	1-2	1-4	27-30	35-29	17,113

## 2009 ANAHEIM DUCKS PLAYOFF GAME-BY-GAME

Date	Team	W/L/OT	Record	GF-GA	Scorers	W Goal	PP	PK	SF-SAW - L	Gltdr	Attend.
04/16/2009	@ San Jose	W	01-00	2-0	27p,15	27	1-4	0-6	17-35	1-20	17,496
04/19/2009	@ San Jose	W	02-00	3-2	9p,48,18	18	1-2	0-6	26-44	1-20	17,496
04/21/2009	San Jose	L	02-01	3-4	9p,34,25	12	1-4	2-3	30-35	20-1	16,277
04/23/2009	San Jose	W	03-01	4-0	9,9,10,18	9	0-4	0-2	26-31	1-20	16,830
04/25/2009	@ San Jose	L*	03-02	2-3	20,10	12	0-3	1-3	25-48	20-1	17,496
04/27/2009	San Jose	W	04-02	4-1	10p,8p,23,15	8	2-5	1-4	32-37	1-20	17,174+
05/01/2009	@ Detroit	L	04-03	2-3	10,8p	5	1-3	2-6	24-37	30-1	20,066
05/03/2009	@ Detroit	W*	05-03	4-3	15,25p,20p,22	22	2-4	1-3	46-62	1-30	20,066
05/05/2009	Detroit	W	06-03	2-1	8,27p	27	1-4	1-5	23-46	1-30	17,174+
05/07/2009	Detroit	L	06-04	3-6	10,10,27p	81	1-3	1-5	28-40	30-1	17,601+
05/10/2009	@ Detroit	L	06-05	1-4	19p	26	1-3	0-3	17-38	30-1	20,066
05/12/2009	Detroit	W	07-05	2-1	15p,10	10	1-5	1-4	28-39	1-30	17,174+
05/14/2009	@ Detroit	L	07-06	3-4	8,10p,9	11	1-5	1-5	27-40	20-1	20,066

## 2008 ANAHEIM DUCKS PLAYOFF GAME-BY-GAME

Date	Team	W/L/OT	Record	GF-GA	Scorers	W Goal	PP	PK	SF-SAW - L	Gltdr	Attend.
04/10/2008	Dallas	L	00-01	0-4	-	29	0-3	4-7	23-37	35-35	17,191+
04/12/2008	Dallas	L	00-02	2-5	8p,32	9	1-6	2-6	22-30	35-35	17,181+
04/15/2008	@ Dallas	W	01-02	4-2	22,15,25p,25p	25	2-4	2-7	15-33	35-35	18,532
04/17/2008	@ Dallas	L	01-03	1-3	11	14	0-5	0-6	28-20	28-20	18,532
04/18/2008	Dallas	W	02-03	5-2	10,15p,8p,21,22	8	2-3	0-7	32-42	35-35	17,199+
04/20/2008	@ Dallas	L	02-04	1-4	10	14	0-3	2-5	18-26	35-35	18,532

## 2007 ANAHEIM DUCKS PLAYOFF GAME-BY-GAME

Date	Team	W/L/OT	Record	GF-GA	Scorers	W Goal	PP	PK	SF-SAW - L	Gltdr	Attend.
04/11/2007	Minnesota	W	01-00	2-1	8,17	17	0-3	0-4	34-25	30-32	17,180+
04/13/2007	Minnesota	W	02-00	3-2	23p,23p,15s	15	2-4	0-6	25-32	30-32	17,324+
04/15/2007	@ Minnesota	W	03-00	2-1	19p,44	44	1-4	1-5	19-20	30-32	19,224
04/17/2007	@ Minnesota	L	03-01	1-4	25p	10	1-4	1-7	29-40	32-30	19,174
04/19/2007	Minnesota	W	04-01	4-1	25,15p,10,32	15	1-4	0-5	39-27	35-32	17,318+
04/25/2007	Vancouver	W	05-01	5-1	19p,8,19,15,19p	8	2-9	0-7	37-27	35-1	17,250+
04/27/2007	Vancouver	L*	05-02	1-2	32	20	0-7	0-5	44-49	1-35	17,392+
04/29/2007	@ Vancouver	W	06-02	3-2	17,23p,10p	10	2-5	1-8	24-26	35-1	18,630
05/01/2007	@ Vancouver	W*	07-02	3-2	25,8,32	32	0-8	0-3	30-26	35-1	18,630
05/03/2007	Vancouver	W*	08-02	2-1	26,27	27	0-7	0-6	63-27	35-1	17,407+
05/11/2007	@ Detroit	L	08-03	1-2	14	96	0-7	2-4	32-19	39-35	19,939
05/13/2007	@ Detroit	W*	09-03	4-3	44,19,32,27	27	0-5	2-7	33-27	35-39	19,620
05/15/2007	Detroit	L	09-04	0-5	-	93	0-4	1-9	29-28	39-35	17,358+
05/17/2007	Detroit	W	10-04	5-3	10,5p,8,15p,44	15	2-5	2-6	23-39	35-39	17,375+
05/20/2007	@ Detroit	W*	11-04	2-1	27p,8	8	1-5	0-7	26-37	35-39	20,003
05/22/2007	Detroit	W	12-04	4-3	44s,10,15p,26	26	1-4	2-7	29-29	35-39	17,380+
05/28/2007	Ottawa	W	13-04	3-2	19,15,32	32	0-4	2-7	32-20	35-1	17,274+
05/30/2007	Ottawa	W	14-04	1-0	26	26	0-4	0-4	31-16	35-1	17,258+
06/02/2007	@ Ottawa	L	14-05	3-5	19p,10,15	37	1-3	1-7	22-29	1-35	20,500
06/04/2007	@ Ottawa	W	15-05	3-2	19,19,17	17	0-3	1-4	21-23	35-1	20,500
06/06/2007	Ottawa	W	16-05	6-2	19p,44,32,23p,32,10	32	2-6	0-3	18-13	35-1	17,372+

\* = Overtime, + = Sellout

# ALL-TIME PLAYOFF GAME-BY-GAME

## 2006 MIGHTY DUCKS OF ANAHEIM PLAYOFF GAME-BY-GAME

Date	Team	W/L/OT	Record	GF-GA	Scorers	W Goal	PP	PK	SF-SAW - L	Gitdr	Attend.
04/21/2006	@ Calgary	L*	00-01	1-2	12	25	0-5	0-5	34-40	34-30	19289
04/23/2006	@ Calgary	W	01-01	4-3	38,27s,15,26	26	0-6	2-12	20-25	35-34	19289
04/25/2006	Calgary	L	01-02	2-5	23p,23p	19	2-9	3-7	29-24	34-35	17174+
04/27/2006	Calgary	W*	02-02	3-2	51,13p,21	21	1-7	0-6	30-27	35-34	17174+
04/29/2006	@ Calgary	L	02-03	2-3	19p,44p	12	2-6	1-4	28-27	34-35	19289
05/01/2006	Calgary	W	03-03	2-1	13,27p	27	1-9	0-5	30-22	30-34	16594
05/03/2006	@ Calgary	W	04-03	3-0	13,24,12	13	0-2	0-4	32-22	30-34	19289
05/05/2006	Colorado	W	05-03	5-0	26,38,13,15,32	26	1-5	0-5	34-29	30-60	17174+
05/07/2006	Colorado	W	06-03	3-0	51p,24,15	51	1-6	0-6	35-22	30-60	17294+
05/09/2006	@ Colorado	W*	07-03	4-3	15,15,15,15	15	0-5	0-8	39-29	30-60	18007
05/11/2006	@ Colorado	W	08-03	4-1	22,13,76,22	13	0-3	0-5	34-41	30-60	18007
05/19/2006	Edmonton	L	08-04	1-3	19p	83	1-8	1-5	32-26	35-30	17174+
05/21/2006	Edmonton	L	08-05	1-3	12	34	0-5	2-3	34-25	35-30	17264+
05/23/2006	@ Edmonton	L	08-06	4-5	21,13,38,22	34	0-7	2-8	38-22	35-30	16839
05/25/2006	@ Edmonton	W	09-06	6-3	76,76,51p,24,15,15	24	1-8	1-7	46-23	35-35	16839
05/27/2006	Edmonton	L	09-07	1-2	23p	14	1-11	0-6	33-25	35-35	17174+

## 2003 MIGHTY DUCKS OF ANAHEIM PLAYOFF GAME-BY-GAME

Date	Team	W/L/OT	Record	GF-GA	Scorers	W Goal	PP	PK	SF-SAW - L	Gitdr	Attend.
04/10/2003	@ Detroit	W*	01-00	2-1	77p	9	0-4	1-4	44-64	35-31	20058
04/12/2003	@ Detroit	W	02-00	3-2	23,10,32	32	0-3	0-2	23-36	35-31	20058
04/14/2003	Detroit	W	03-00	2-1	26,23	23	0-3	1-4	26-37	35-31	17174+
04/16/2003	Detroit	W*	04-00	3-2	9,10,20	20	0-4	0-4	27-34	35-31	17174+
04/24/2003	@ Dallas	W*	05-00	4-3	10,44s,20,39	39	0-3	0-3	54-63	35-35	18532
04/26/2003	@ Dallas	W*	06-00	3-2	77p,44,12	12	1-6	1-2	27-31	35-35	18532
04/28/2003	Dallas	L	06-01	1-2	20p	26	1-4	1-4	32-32	35-35	17174+
04/30/2003	Dallas	W	07-01	1-0	12p	12	1-5	0-5	22-28	35-35	17174+
05/03/2003	@ Dallas	L	07-02	1-4	9	14	0-6	0-2	15-25	35-35	18532
05/05/2003	Dallas	W	08-02	4-3	32p,23,24,8	8	1-3	1-3	26-29	35-35	17174+
05/10/2003	@ Minnesota	W*	09-02	1-0	39	39	0-1	0-5	26-39	35-35	19350
05/12/2003	@ Minnesota	W	10-02	2-0	34s,44s	34	0-3	0-3	22-24	35-30	19344
05/14/2003	Minnesota	W	11-02	4-0	20,9,23,9	20	0-4	0-4	32-35	35-30	17174+
05/16/2003	Minnesota	W	12-02	2-1	77p,77p	77	2-3	1-4	28-25	35-30	17174+
05/27/2003	@ New Jersey	L	12-03	0-3	-	12	0-2	0-1	16-30	30-35	19040
05/29/2003	@ New Jersey	L	12-04	0-3	-	26	0-3	1-4	16-25	30-35	19040
05/31/2003	New Jersey	W*	13-04	3-2	11,8,24	24	0-2	0-4	33-31	35-30	17174+
06/02/2003	New Jersey	W*	14-04	1-0	32	32	0-1	0-3	26-26	35-30	17174+
06/05/2003	@ New Jersey	L	14-05	3-6	39,20,26	20	0-1	0-4	23-37	30-35	19040
06/07/2003	New Jersey	W	15-05	5-2	20,20,32p,9,39	32	2-8	1-3	24-28	35-30	17174+
06/09/2003	@ New Jersey	L	15-06	0-3	-	16	0-1	0-2	24-25	30-35	19040

## 1999 MIGHTY DUCKS OF ANAHEIM PLAYOFF GAME-BY-GAME

Date	Team	W/L/OT	Record	GF-GA	Scorers	W Goal	PP	PK	SF-SAW - L	Gitdr	Attend.
04/21/1999	@ Detroit	L	00-01	3-5	16p,9,8	17	1-5	1-6	29-37	30-35	19983
04/23/1999	@ Detroit	L	00-02	1-5	8p	14	1-5	3-9	31-36	30-31	19983
04/25/1999	Detroit	L	00-03	2-4	16p,23p	19	2-6	2-6	24-24	30-31	17174+
04/27/1999	Detroit	L	00-04	0-3	-	96	0-4	1-2	31-38	30-31	17174+

## 1997 MIGHTY DUCKS OF ANAHEIM PLAYOFF GAME-BY-GAME

Date	Team	W/L/OT	Record	GF-GA	Scorers	W Goal	PP	PK	SF-SAW - L	Gitdr	Attend.
04/16/1997	Phoenix	W	01-00	4-2	8p,9,8,9	8	1-3	1-5	29-31	31-35	17174+
04/18/1997	Phoenix	W	02-00	4-2	15p,36p,36,8	36	2-7	1-3	35-38	31-35	17174+
04/20/1997	@ Phoenix	L	02-01	1-4	9p	34	1-7	0-6	31-26	35-31	16210
04/22/1997	@ Phoenix	L	02-02	0-2	-	21	0-4	0-3	32-25	35-31	16210
04/24/1997	Phoenix	L	02-03	2-5	8,8p	27	1-2	0-2	32-24	35-31	17174+
04/27/1997	@ Phoenix	W*	03-03	3-2	9p,23,9	9	1-4	1-5	39-21	35-31	16210
04/29/1997	Phoenix	W	04-03	3-0	33,20,14	33	0-2	0-1	26-31	35-31	17174+
05/02/1997	@ Detroit	L*	04-04	1-2	9p	20	1-3	0-5	20-30	29-31	19983
05/04/1997	@ Detroit	L*	04-05	2-3	178	13	0-2	1-5	22-34	29-35	19983
05/05/1997	Detroit	L	04-06	3-5	9p,8p,13	91	2-3	2-5	23-49	29-35	17174+
05/08/1997	Detroit	L*	04-07	2-3	14,23p	14	1-3	0-4	37-73	29-35	17174+

\* = Overtime, + = Sellout

# 2018 DUCKS PLAYOFF STATS



POS	NO.	Player	AVG		G	A	P	+/-	PIM	PP	SH	GW	S	S%
			GP	TOI										
R	33	JAKOB SILFVERBERG	4	16:48	1	1	2	+1	2	0	0	0	11	9.1
D	47	HAMPUS LINDHOLM	4	24:11	1	1	2	-3	2	1	0	0	6	16.7
C	15	RYAN GETZLAF	4	21:25	0	2	2	-4	18	2	0	0	7	0.0
C	17	RYAN KESLER	4	18:24	0	2	2	0	6	1	0	0	6	0.0
L	7	ANDREW COGLIANO	4	15:00	1	0	1	+1	2	0	0	0	11	9.1
C	67	RICKARD RAKELL	4	19:04	1	0	1	-4	0	1	0	0	11	9.1
D	26	BRANDON MONTOUR	4	25:52	0	1	1	-2	6	1	0	0	14	0.0
D	3	KEVIN BIEKSA	1	13:11	0	0	0	-1	0	0	0	0	1	0.0
L	20	JASON CHIMERA	2	6:53	0	0	0	-2	0	0	0	0	0	0.0
D	23	FRANCOIS BEAUCHEMIN	4	21:11	0	0	0	-3	2	0	0	0	5	0.0
D	42	JOSH MANSON	4	21:02	0	0	0	-1	0	0	0	0	6	0.0
R	25	ONDREJ KASE	4	14:01	0	0	0	-2	0	0	0	0	9	0.0
D	63	*MARCUS PETTERSSON	4	12:36	0	0	0	-4	2	0	0	0	4	0.0
D	73	*ANDY WELINSKI	3	11:51	0	0	0	-2	0	0	0	0	2	0.0
R	71	J.T. BROWN	4	7:15	0	0	0	-2	0	0	0	0	4	0.0
L	37	NICK RITCHIE	4	11:48	0	0	0	-2	8	0	0	0	3	0.0
R	10	COREY PERRY	4	18:14	0	0	0	-5	8	0	0	0	12	0.0
C	14	ADAM HENRIQUE	4	17:49	0	0	0	-2	0	0	0	0	9	0.0
C	50	ANTOINE VERMETTE	2	6:11	0	0	0	-1	0	0	0	0	2	0.0
C	38	DEREK GRANT	4	9:01	0	0	0	-2	0	0	0	0	9	0.0

NO.	PLAYER	GPI	MIN	AVG	W	L	OT	SO	GA	SA	SV%	G	A	PIM
36	JOHN GIBSON	4	216	3.60	0	4	0	0	13	117	.889	0	0	0
31	RYAN MILLER	1	20	9.00	0	0	0	0	3	12	.750	0	0	0
ANA GOALTENDING TOTALS		236	4.06	0	4	0	0	0	16	129	.876	0	0	0

\*=ROOKIE

The Ducks finished the regular season as one of the NHL's top teams, winning their last five regular season games and their last seven home games. Anaheim also went 10-1-1 with a .875 points percentage in their final 12 games of the season along with a 17-5-2 record over the last 24 games and went 25-10-4 after the bye week, which dated to Jan. 13. The Ducks finished the season third among NHL clubs allowing only 209 goals. The Ducks clinched their sixth consecutive trip to the Stanley Cup Playoffs and became the only NHL team to post 100+ points in each of the last five seasons. Anaheim opened the 2018 Stanley Cup Playoffs against the San Jose Sharks in the First Round, dropping the series in four games. In Game 2, **Jakob Silfverberg** scored 40 seconds into the first period, which marked the second-fastest opening goal by an Anaheim player in playoff history. **Francois Beauchemin** skated in his 100th career playoff game for Anaheim in Game 3 to become the only Anaheim defenseman to skate in 100 postseason contests with the Ducks. **Ryan Kesler** appeared in his 100th career postseason contest in Game 3. **Marcus Pettersson**, **Andy Welinski** and **Derek Grant** each made their playoff debuts in 2018.

# 2018 DUCKS PLAYOFF NOTES

## WESTERN CONFERENCE FIRST ROUND

### GAME 1 (APRIL 12, 2018) - ANAHEIM 0 VS. SAN JOSE 3

The Ducks began the 2018 Stanley Cup Playoffs with a 3-0 loss to the San Jose Sharks in Game 1 of the First Round at Honda Center...after a scoreless first period, the Sharks scored three times in the second to clinch the opening win of the series...making his first appearance since missing the final three games of the regular season due to an upper-body injury, **John Gibson** turned aside 31-of-34 shots in his 23rd career postseason game...**Hampus Lindholm** logged a team-high 24:13 TOI, while **Andrew Cogliano** (3) and **J.T. Brown** (3) co-led the Ducks in shots on goal...three Ducks made their Stanley Cup Playoff debut in the game: **Derek Grant**, **Marcus Pettersson** and **Andy Welinski**.

PP: 0-3 PK: 1-6 SF: 25 SA: 34

TOI: Lindholm (24:13)

Three Stars: 1. Pavelski 2. Burns 3. Kane

### GAME 2 (APRIL 14, 2018) - ANAHEIM 2 VS. SAN JOSE 3

Anaheim dropped Game 2 of its First Round series to San Jose, 3-2, at Honda Center...**Hampus Lindholm** recorded a playoff career-tying 1-1=2 points (fourth time), including his first career playoff PPG...with his goal, Lindholm surpassed Sean O'Donnell (3) for seventh on the franchise's all-time goals list for defensemen, while his assist moved him into a tie for fifth with Sami Vatanen (17) on the club's all-time assist list...**Jakob Silfverberg** opened the scoring 40 seconds into the game, which marked the second-fastest opening goal by an Anaheim player in playoff history...the goal marked Silfverberg's 40th career playoff point with Anaheim, moving him past Francois Beauchemin (39) for fourth on the all-time franchise scoring list...**Andrew Cogliano** also appeared in his 62nd career playoff game with Anaheim to match Cam Fowler (62) for seventh on the all-time franchise postseason games played list...**Brandon Montour** led all Anaheim skaters with a playoff career-high 26:46 TOI.

PP: 1-2 PK: 1-3 SF: 30 SA: 35

TOI: Montour (26:46)

Three Stars: 1. Couture 2. Lindholm 3. Hertl

### GAME 3 (APRIL 16, 2018) - ANAHEIM 1 @ SAN JOSE 8

**Rickard Rakell** scored Anaheim's lone goal on the power play in Anaheim's 8-1 setback to the San Jose Sharks at SAP Center...Rakell's first goal of the playoffs was assisted by **Brandon Montour** and **Ryan Getzlaf**, their first and second assists of the 2018 Stanley Cup Playoffs, respectively...several individual milestones were reached in Game 3: **Francois Beauchemin** became the first Anaheim defenseman to 100 career playoff games, **Ryan Kesler** appeared in his 100th career playoff game, **Andrew Cogliano** (63) surpassed Cam Fowler (62) for seventh on the all-time franchise games played list, and **Jakob Silfverberg** matched Scott Niedermayer (56) for ninth on the all-time franchise games played list.

PP: 1-3 PK: 4-8 SF: 46 SA: 36

TOI: Lindholm (25:20)

Three Stars: 1. Jones 2. Donskoi 3. Sorensen

### GAME 4 (APRIL 18, 2018) - ANAHEIM 1 @ SAN JOSE 2

The Ducks were eliminated from the 2018 Stanley Cup Playoffs following a 2-1 loss to the San Jose Sharks at SAP Center...**Andrew Cogliano**, who tied Samuel Pahlsson (64) for sixth on the all-time franchise games played list, scored Anaheim's goal in the third period for his first of the playoffs...**Ryan Kesler** drew an assist as did **Jakob Silfverberg**, who surpassed Scott Niedermayer (56) for ninth on the all-time franchise games played list...matching Jonas Hiller (26) for third on the all-time franchise games played list for goaltenders, **John Gibson** made 22 saves in his fourth appearance of the playoffs...**Francois Beauchemin** appeared in his final NHL game, recording two shots, two blocked shots and two hits in 21:22 TOI.

PP: 0-4 PK: 0-3 SF: 31 SA: 24

TOI: Montour (28:32)

Three Stars: 1. Jones 2. Hertl 3. Sorensen



# 2017 DUCKS PLAYOFF STATS



POS	NO.	Player	AVG											S	S%
			GP	TOI	G	A	P	+/-	PIM	PP	SH	GW	S		
C	15	RYAN GETZLAF	17	24:10	8	11	19	+7	8	3	0	1	53	15.1	
R	33	JAKOB SILFVERBERG	17	19:53	9	5	14	-4	6	2	0	2	61	14.8	
C	67	RICKARD RAKELL	15	19:03	7	6	13	+13	0	0	0	0	48	14.6	
R	10	COREY PERRY	17	17:52	4	7	11	+4	34	1	0	3	43	9.3	
D	4	CAM FOWLER	13	26:30	2	7	9	-6	2	0	0	0	26	7.7	
D	53	*SHEA THEODORE	14	17:25	2	6	8	+1	4	0	0	0	24	8.3	
C	17	RYAN KESLER	17	21:21	1	7	8	-6	32	0	0	0	45	2.2	
D	71	*BRANDON MONTOUR	17	19:11	0	7	7	+12	4	0	0	0	37	0.0	
C	44	NATE THOMPSON	17	11:28	2	4	6	+6	6	0	0	1	12	16.7	
D	45	SAMI VATANEN	12	22:07	1	5	6	-5	4	1	0	0	22	4.5	
L	37	NICK RITCHIE	15	13:26	4	0	4	-1	46	0	0	2	27	14.8	
R	18	PATRICK EAVES	7	16:53	2	2	4	0	6	0	0	0	19	10.5	
D	47	HAMPUS LINDHOLM	17	22:00	1	3	4	+8	10	0	0	0	24	4.2	
D	2	KEVIN BIEKSA	8	16:56	0	4	4	+5	23	0	0	0	10	0.0	
C	21	CHRIS WAGNER	17	10:59	3	0	3	+1	6	0	0	1	18	16.7	
L	7	ANDREW COGLIANO	17	13:49	1	2	3	-3	9	0	0	0	32	3.1	
C	50	ANTOINE VERMETTE	17	13:59	1	2	3	-3	2	0	0	0	30	3.3	
D	42	JOSH MANSON	17	20:32	0	3	3	-2	20	0	0	0	27	0.0	
R	86	*ONDREJ KASE	9	10:32	2	0	2	+2	4	0	0	0	12	16.7	
L	58	*NICOLAS KERDILES	4	9:22	0	1	1	+1	2	0	0	0	1	0.0	
C	48	LOGAN SHAW	9	9:31	0	0	0	0	+4	0	0	0	7	0.0	
D	5	KORBINIAN HOLZER	5	11:51	0	0	0	0	18	0	0	0	0	0.0	
R	40	JARED BOLL	8	4:30	0	0	0	-1	5	0	0	0	3	0.0	

NO.	PLAYER	GPI	MIN	AVG	W	L	OT	SO	GA	SA	SV%	G	A	PIM
36	JOHN GIBSON	16	878	2.59	9	5	0	0	38	466	.918	0	0	0
1	JONATHAN BERNIER	4	182	3.29	1	2	0	0	10	79	.873	0	0	0
ANA GOALTENDING TOTALS		1060	2.71	10	7	0	0	0	48	545	.911	0	0	0

\*=ROOKIE

The Anaheim Ducks ended the regular season riding a 14-game point streak (11-0-3) en route to clinching the Pacific Division for the fifth consecutive season. Anaheim became the seventh team in NHL history to win five consecutive division titles and the first to do so in the Pacific Division. The Ducks faced the Calgary Flames in the First Round of the Stanley Cup Playoffs and completed the fifth series sweep in franchise history. The Ducks went on to face the Edmonton Oilers in the Second Round, overcoming a 2-0 series deficit with three consecutive wins and a Game 7 win at Honda Center. The Second Round series win included a historic Game 5 comeback at Honda Center, where the Ducks completed the latest postseason rally in NHL history. That night Anaheim scored three goals in the final four minutes of regulation before **Corey Perry** ended the game in overtime. The game also featured the club's latest playoff game-tying goal when **Rickard Rakell** scored with 15 seconds remaining in the third period. The Ducks advanced to the Western Conference Final for the second time in the last three years, where they would face the Nashville Predators for a second consecutive postseason (2016 First Round). Anaheim would eventually fall in a decisive Game 6 at Bridgestone Arena. The Ducks wrapped up the 2017 playoffs with four multi-goal comeback victories, becoming the second team in the last 30 years to do so and falling one shy of the NHL record (5) set by the Philadelphia Flyers in 1987. **Ryan Getzlaf** ranked fifth among playoff leaders in scoring (8-11=19) and assists, and tied for fifth in goals (career high). **Jakob Silfverberg** ranked tied for third among postseason leaders in goals and tied for 10th in scoring (9-5=14). **John Gibson** started 16 games for the Ducks, going 9-5 with a .918 SV% and 2.59 GAA. Among NHL rookies, **Brandon Montour** ranked second in assists (7) while leading all rookies and ranking tied for second among NHL defensemen in plus/minus (+12).

# 2017 DUCKS PLAYOFF NOTES

## WESTERN CONFERENCE FIRST ROUND

### GAME 1 (APRIL 13, 2017) - ANAHEIM 3 VS. CALGARY 2

The Ducks opened the 2017 Stanley Cup Playoffs by claiming a Game 1 victory with a 3-2 decision over the Calgary Flames at Honda Center...**Ryan Getzlaf** recorded his 31st multi-point playoff game (1-1-2) to become the first player in franchise history and 12th active player to reach 100 points in the postseason...Getzlaf scored the opening tally on the power play 52 seconds into the game before earning the primary assist on **Rickard Rakell's** game-tying goal in the second period...**Jakob Silfverberg** added a pair of power-play points for his ninth career multi-point playoff game (1-1-2).Silfverberg's goal marked his third career postseason GWG and first since a 2-1 victory in Game 2 of the First Round on Apr. 18, 2015 vs. Winnipeg...Silfverberg's two points moved him into a tie with Rob Niedermayer (27) for eighth on the all-time franchise playoff scoring list and also a tie with **Cam Fowler** (20) for seventh on the all-time club playoff assists list...**Shea Theodore** earned his first career playoff points (0-2=2) with a pair of assists on the power play, while **John Gibson** stopped 30-of-32 shots for his third career postseason victory...**Corey Perry** appeared in his 98th career playoff game, surpassing Francois Beauchemin (97) for sole possession of second on the all-time franchise games played list...in addition, **Andrew Cogliano** surpassed Sean O'Donnell (43) for sole possession of 10th on the all-time franchise games played list...**Ondrej Kase** and **Brandon Montour** each made their NHL playoff debut.

PP: 2-7 PK: 1-5 SF: 41 SA: 32  
TOI: Getzlaf (23:57)

Three Stars: 1. Getzlaf 2. Silfverberg 3. Vatanen

### GAME 2 (APRIL 15, 2017) - ANAHEIM 3 VS. CALGARY 2

**Ryan Getzlaf** scored his sixth career postseason GWG with 4:46 remaining in the third period as Anaheim defeated Calgary, 3-2, to take a 2-0 series lead...Getzlaf recorded his second consecutive multi-point game (1-1-2) in the victory and won 86% of his faceoffs, representing a postseason career high...**Jakob Silfverberg** gave the Ducks an early lead 3:21 into the first period, marking his second goal in as many games and third point of the playoffs...with the goal, Silfverberg surpassed Rob Niedermayer (27) for eighth on the all-time franchise postseason scoring list...**Rickard Rakell** added his second goal of the postseason 3:23 after the Silfverberg tally, marking his first career postseason goal streak...**Shea Theodore** collected his team-leading third assist on the Silfverberg goal, while fellow rookie **Brandon Montour** registered his first career playoff point with the primary assist...**Patrick Eaves** and **Kevin Bieksa** each earned assists for the second consecutive game, and **John Gibson** stopped 35-of-37 shots for his fourth career postseason victory.

PP: 1-4 PK: 1-3 SF: 29 SA: 37  
TOI: Lindholm (26:33)  
Three Stars: 1. Getzlaf 2. Rakell 3. Montour

### GAME 3 (APRIL 17, 2017) - ANAHEIM 5 @ CALGARY 4 (OT)

The Ducks took a 3-0 lead in their First Round series against the Flames with a 5-4 overtime win at the Scotiabank Saddledome...Anaheim's rally from a three-goal deficit was the largest playoff comeback in club history...the last NHL team to rally from three down to win a playoff game was Calgary on Apr. 25, 2015 vs. Vancouver in the First Round (7-4 win)...the last road team to accomplish the feat was Chicago in the opening round on Apr. 15, 2015 at Nashville (4-3 win)...**Shea Theodore** (2-0=2) tied the club record for goals in a playoff game by a defenseman, the first since Chris Pronger in Game 3 of the CQF on Apr. 15, 2008 at Dallas...the only other rookie Anaheim defenseman to score twice in a playoff game was Francois Beauchemin in 2006 (Game 3 vs. Calgary, CQF)...**Corey Perry**, who scored the game-winner at 1:30 of

overtime, became the first player in club history to post a +5 rating (or higher) in a playoff game...Perry notched his second career overtime goal in the postseason (also Game 5 of 2015 SR vs. CGY) and joined Nick Bonino, Paul Kariya, Scott Niedermayer and Petr Sykora as the only players in franchise history to score two playoff overtime goals...Perry appeared in his 100th career playoff game, joining **Ryan Getzlaf** as the only two Anaheim players to reach the milestone...**Nate Thompson** and **Nick Ritchie** also scored for Anaheim, while **Jonathan Bernier** stopped all 16 shots in relief of **John Gibson** en route to his first career Stanley Cup Playoff win.

PP: 0-0 PK: 3-5 SF: 27 SA: 32  
TOI: Lindholm (24:07)  
Three Stars: 1. Perry 2. Bieksa 3. Bennett

### GAME 4 (APRIL 19, 2017) - ANAHEIM 3 @ CALGARY 1

Anaheim completed the fifth sweep in club history with a series-clinching 3-1 win against Calgary at the Scotiabank Saddledome...**Nate Thompson** scored the game-winning goal at 6:46 of the second period, his second goal in as many games and second career playoff GWG...**Patrick Eaves** and **Ryan Getzlaf** also scored for Anaheim, which became the first team to advance to the Second Round of the 2017 Stanley Cup Playoffs...**Corey Perry** and **Rickard Rakell** drew single assists in the win, while **John Gibson** turned aside 36-of-37 shots for the victory.

PP: 0-2 PK: 1-3 SF: 25 SA: 37  
TOI: Getzlaf (24:38)  
Three Stars: 1. Gibson 2. Monahan 3. Thompson

## WESTERN CONFERENCE SECOND ROUND

### GAME 1 (APRIL 26, 2017) - ANAHEIM 3 VS. EDMONTON 5

The Ducks suffered their first loss of the postseason with a 5-3 setback to the Edmonton Oilers in Game 1 of the Second Round at Honda Center...the loss was Anaheim's first in regulation since Mar. 10 at St. Louis, snapping a 15-0-3 streak that began on Mar. 12 through the First Round of the playoffs...**Ryan Getzlaf** (1-1-2) opened the scoring with his 33rd career playoff goal to tie **Corey Perry** for second in franchise history 37 seconds into the second period...**Patrick Eaves** and **Jakob Silfverberg** also scored 1:25 apart in the third period to tie the game at 3-3, each earning their fourth point of the postseason...with his goal, Silfverberg tied Paul Kariya (29) for seventh on the all-time franchise scoring list...in addition, linemate **Ryan Kesler** matched his playoff career high with two assists as part of his first multi-point game of the playoffs...with his first point of the postseason (assist), **Andrew Cogliano** tied Samuel Pahlsson (16) for 10th on the all-time franchise assists list...after missing the First Round due to injury, **Cam Fowler** earned his first point of the postseason (assist) to surpass Silfverberg (20) for seventh on the franchise all-time postseason assist list...Fowler, who led all skaters with 26:33 TOI, was appearing in his 50th career playoff game.

PP: 1-3 PK: 2-5 SF: 36 SA: 32  
TOI: Fowler (26:33)  
Three Stars: 1. Larsson 2. Getzlaf 3. Letestu

### GAME 2 (APRIL 28, 2017) - ANAHEIM 1 VS. EDMONTON 2

Edmonton jumped out to a two-goal lead almost halfway through the second period en route to a 2-1 victory over Anaheim at Honda Center...with the win, the Oilers took a 2-0 lead in the best-of-seven Second Round series...**Jakob Silfverberg** pulled the Ducks within one following a PPG at the 15:34 mark of the middle frame, marking his fourth goal of the playoffs and his second in as many games...with the goal, Silfverberg passed Paul Kariya (29) for seventh on the all-time franchise scoring list, while also tying Francois Beauchemin (10) and Bobby Ryan (10) for eighth on the all-time franchise goals list...**Cam Fowler** and **Ryan Kesler** each earned an assist on the Silfverberg PPG,

# 2017 DUCKS PLAYOFF NOTES



giving Fowler assists in consecutive games (0-2=2) and Kesler three assists in two contests.

**PP:** 1-4 **PK:** 1-4 **SF:** 40 **SA:** 23  
**TOI:** Fowler (27:57)  
**Three Stars:** 1. Talbot 2. Getzlaf 3. Fowler

## GAME 3 (APRIL 30, 2017) - ANAHEIM 6 @ EDMONTON 3

The Ducks defeated the Oilers, 6-3, at Rogers Place for their first win of their Second Round series... Anaheim's six goals tied a club postseason record that was accomplished on five previous occasions, twice previously on the road (last: Apr. 30, 2015 vs. CGY)...the Ducks' three goals in the first period also tied the club playoff record for most goals in the first period...**Rickard Rakell's** goal 25 seconds into the game marked Anaheim's fastest goal in playoff history...**Jakob Silfverberg** recorded his first career multi-goal playoff game (2-1=3) and matched a single-game career high for points...**Hampus Lindholm's** +5 rating tied the club postseason record, while **Brandon Montour's** +4 rating was a franchise best for rookies...**Ryan Getzlaf** collected two points along with his 34th career goal, one shy of Teemu Selanne's franchise lead...**Cam Fowler** tied Todd Marchant (52) for eighth on the all-time franchise games played list, **Andrew Coglian** surpassed Samuel Pahlsson (16) for 10th on the all-time franchise assists list, **Ryan Kesler** tied Andy McDonald (12) for sixth on the all-time franchise goals list and **Jakob Silfverberg** passed Chris Pronger (30) for sixth on the all-time franchise scoring list...with the 6-3 final, Anaheim became the fifth team in Stanley Cup Playoffs history to surrender a lead of three goals-or-more and win by a margin of three-or-more...it also marked the second time in club history the Ducks surrendered a three-goal lead and won a playoff game (also Game 5 of 2015 WCF vs. CHI: 5-4 OT win).

**PP:** 0-4 **PK:** 0-3 **SF:** 28 **SA:** 27  
**TOI:** Fowler (23:00)  
**Three Stars:** 1. Silfverberg 2. Getzlaf 3. Lindholm

## GAME 4 (MAY 3, 2017) - ANAHEIM 4 @ EDMONTON 3 (OT)

**Ryan Getzlaf** recorded his first career multi-goal playoff game (2-2=4) and surpassed Teemu Selanne (35) for the all-time franchise lead in goals (36) in Anaheim's 4-3 overtime win at Rogers Place...Getzlaf matched his postseason career high in points, helping lead the Ducks to victory with an assist on **Jakob Silfverberg's** first career playoff OT goal 45 seconds into the extra period...Getzlaf and Silfverberg each scored their seventh goal of the playoffs, becoming the first players in club history to score seven goals through the first eight playoff games in any season...Getzlaf (7-6=13) also became the first player since Claude Giroux in 2011 (7-8=15) to score seven goals while also recording 12 or more points through the first eight playoff games in any season...Silfverberg, who scored the fourth GWG of his playoff career, tied the mark for second-fastest OT goal in Ducks playoff history, six seconds shy of the club record of 39 seconds set by Steve Thomas in Game 4 of the 2003 Final vs. New Jersey...with his goal, Silfverberg tied Scott Niedermayer (34) for fifth on the all-time team scoring list, and Matt Beleskey (13) for fifth on the all-time club goals list.

**PP:** 0-4 **PK:** 1-3 **SF:** 39 **SA:** 32  
**TOI:** Getzlaf (25:56)  
**Three Stars:** 1. Getzlaf 2. Silfverberg 3. Caggiula

## GAME 5 (MAY 5, 2017) - ANAHEIM 4 VS. EDMONTON 3 (2OT)

The Ducks rallied from a three-goal deficit late in the third period and scored at 6:57 of double overtime to defeat the Oilers, 4-3, at Honda Center...Anaheim became the first team in Stanley Cup Playoffs history to force OT when trailing by three goals with less than four minutes left in regulation (3:16 left in regulation when Anaheim made it 3-1)...Game 5 was Anaheim's 11th multiple overtime game in franchise

history and its longest since a triple-OT Game 2 in the WCF on May 19, 2015 vs. Chicago...the Ducks set a franchise playoff record for most shots in a game with 64, breaking the previous record of 63 established in Game 5 of the CSF on May 3, 2007 vs. Vancouver...**Corey Perry** scored his third career OT goal in the postseason to take sole possession of first place in franchise history, completing a three-point night (1-2=3)...**Rickard Rakell** scored the game-tying goal with 15 seconds remaining in regulation, the latest equalizer in franchise playoff history...**Ryan Getzlaf** sparked the comeback at 16:44 of the third period with his career-high eighth playoff goal, followed by **Cam Fowler's** goal at 17:19.

**PP:** 0-4 **PK:** 1-3 **SF:** 64 **SA:** 38  
**TOI:** Kesler (35:07)  
**Three Stars:** 1. Perry 2. Getzlaf 3. Rakell

## GAME 6 (MAY 7, 2017) - ANAHEIM 1 @ EDMONTON 7

Edmonton jumped out to a five-goal lead in the first period en route to a 7-1 win over the Ducks in Game 6 at Rogers Place...with the victory, the Oilers tied the series at three games apiece as the home team won for the second consecutive game following four consecutive wins by the road team...**Rickard Rakell** scored Anaheim's lone goal at 8:56 of the second period, extending his postseason goal streak to a career-high four consecutive games (4-1=5) and one shy of the franchise record...**Corey Perry** and **Cam Fowler** drew assists on the Rakell goal, giving the pair points in three consecutive games (1-4=5) and two straight (1-2=3), respectively...with his assist, Fowler tied Paul Kariya (29) for eighth on the all-time franchise scoring list, while also surpassing Chris Pronger (23) and **Jakob Silfverberg** (23) for sixth on the all-time franchise assist list and third among defensemen...in addition, **Andrew Coglian** appeared in his 53rd career playoff game to pass Todd Marchant (52) for ninth on the all-time franchise games played list.

**PP:** 0-3 **PK:** 2-7 **SF:** 35 **SA:** 35  
**TOI:** Getzlaf (22:18)  
**Three Stars:** 1. Draisaitl 2. Letestu 3. Talbot

## GAME 7 (MAY 10, 2017) - ANAHEIM 2 VS. EDMONTON 1

The Ducks defeated the Oilers, 2-1, in Game 7 at Honda Center to win their Second Round series and advance to the 2017 Western Conference Final...the series victory represented the first time in franchise history that Anaheim erased a 2-0 series deficit and advanced to the next round...prior to Anaheim's series win, NHL teams had an all-time series record of 48-309 when losing the first two games of a series (13.4 win percentage)...**Nick Ritchie** scored his second goal of the playoffs, his first career GWG, at 3:21 of the third period to give Anaheim the one-goal lead...**Sami Vatanen** earned his first point of the playoffs with an assist on the goal, while **Corey Perry** notched his seventh assist and extended his point streak to four games (1-5=6)...**Andrew Coglian** tied the game at 1-1 with his first goal of the postseason at 8:55 of the second period...**Ryan Kesler** and **Brandon Montour** each drew assists on the Coglian tally...**John Gibson** earned his first career Game 7 victory, turning aside 23-of-24 shots...in addition, **Cam Fowler** appeared in his 56th career playoff game to match Scott Niedermayer for seventh on the franchise all-time games played list and second among defensemen.

**PP:** 0-1 **PK:** 0-1 **SF:** 30 **SA:** 24  
**TOI:** Lindholm (24:24)  
**Three Stars:** 1. Ritchie 2. Coglian 3. Talbot

# 2017 DUCKS PLAYOFF NOTES

## WESTERN CONFERENCE FINAL

### GAME 1 (MAY 12, 2017) - ANAHEIM 2 VS. NASHVILLE 3 (OT)

The Ducks were defeated by the Nashville Predators, 3-2, in overtime in the opening game of the 2017 Western Conference Final at Honda Center. Nashville's James Neal scored the OT winner at 9:24 of the fourth period, snapping Anaheim's three-game win streak in contests going beyond regulation. **Jakob Silfverberg** opened the scoring in the Conference Final at 5:15 of the first period, marking his eighth goal of the playoffs (unassisted)...with the goal, Silfverberg tied Paul Kariya (14) for fourth on the franchise all-time goals list...following a pair of Nashville goals, **Hampus Lindholm** tied the game, 2-2, at the 7:21 mark of the third period with his first goal of the postseason. **Nate Thompson** earned the lone assist on the goal, his third of the playoffs. **John Gibson** made a postseason career-high 43 saves (previous best: 39 saves on May 12, 2014 vs. LA) on 46 shots. **Cam Fowler** appeared in his 57th career playoff game to surpass Scott Niedermayer (56) for seventh on the all-time franchise games played list and second among defensemen.

PP: 0-4 PK: 0-5 SF: 29 SA: 46

TOI: Fowler (31:22)

Three Stars: 1. Neal 2. Gibson 3. Rinne

### GAME 2 (MAY 14, 2017) - ANAHEIM 5 VS. NASHVILLE 3

The Ducks overcame a two-goal first-period deficit to defeat the Predators, 5-3, at Honda Center and tie the series at a game apiece...the win marked the fourth time that Anaheim claimed victory after overcoming a multi-goal deficit in the 2017 Stanley Cup Playoffs. Anaheim's first four goal scorers were 26 or under, including **Jakob Silfverberg** (26), **Sami Vatanen** (25), **Nick Ritchie** (21) and **Ondrej Kase** (21)...Ritchie collected his second GWG at 17:07 of the second period, marking his second game-winner in a three-game stretch. **Ryan Getzlaf** tied his playoff career high in assists (0-3=3) with his first multi-assist contest of the postseason. Kase helped the Ducks to their second tie of the game (3-3) with his first career playoff goal at 10:41 of the second period. Silfverberg originally tied the game at 2-2 with his team-leading ninth goal of the playoffs 39 seconds into the second period...with the goal, Silfverberg (17-25=42) surpassed Paul Kariya (14) for fourth on the all-time franchise goals list while also passing Nicklas Lidstrom (41) for the third-most points by a Swedish-born NHL player before reaching the age of 27. Vatanen scored his first goal of the postseason on the power play with 60 seconds remaining in the first period, tying Ruslan Salei (5) for fourth on the all-time franchise goals list for defensemen. **Cam Fowler** also collected his first multi-assist game of the playoffs (0-2=2) to pass Chris Pronger (30) for seventh on the all-time franchise scoring list and third among defensemen.

PP: 1-2 PK: 0-3 SF: 27 SA: 33

TOI: Fowler (25:37)

Three Stars: 1. Kase 2. Vatanen 3. Arvidsson

### GAME 3 (MAY 16, 2017) - ANAHEIM 1 @ NASHVILLE 2

Roman Josi scored a power-play goal with under three minutes remaining in regulation to propel the Predators to a 2-1 win over the Anaheim Ducks at Bridgestone Arena. **Corey Perry** opened the scoring with his own power-play tally at the 15:35 mark of the second period. Perry's goal was the 35th of his playoff career, tying Teemu Selanne (35) for second on the all-time franchise goals list. **Rickard Rakell** and **Sami Vatanen** drew assists on the Anaheim goal, giving them both points in consecutive games. **John Gibson** turned away 38-of-40 shots, marking his second-most saves and shots faced of the playoffs.

PP: 1-2 PK: 1-4 SF: 20 SA: 40

TOI: Fowler (25:37)

Three Stars: 1. Josi 2. Forsberg 3. Rinne

### GAME 4 (MAY 18, 2017) - ANAHEIM 3 @ NASHVILLE 2 (OT)

**Corey Perry** scored his third overtime winner of the playoffs for a 3-2 victory at Bridgestone Arena as the Ducks evened the Western Conference Final at 2-2. Perry matched the NHL record for most overtime goals in a playoff year (Mel Hill in 1939 and Maurice Richard in 1951), passed Teemu Selanne (35) for second on the all-time franchise playoff goals list and matched Selanne (8) for the all-time franchise lead in playoff GWG. The Ducks improved to 4-1 in overtime games in the playoffs, including a 1-1 mark at home and 3-0 record on the road. Anaheim jumped out to a two-goal lead halfway through the game courtesy of goals from **Rickard Rakell** and **Nick Ritchie**. **Cam Fowler**, **Nate Thompson** and **Sami Vatanen** were credited with single assists as Fowler surpassed Scott Niedermayer (26) for fifth on the all-time franchise assist list and second among defensemen. The Ducks opened the game by setting a franchise record for fewest shots allowed in a period by outshooting the Predators 14-2. **John Gibson** turned aside 32-of-34 shots en route to his ninth win of the playoffs. Anaheim also snapped Nashville's 10-game playoff home win streak that began following a 4-1 loss to the Ducks in Game 4 of the 2016 First Round.

PP: 0-2 PK: 0-5 SF: 36 SA: 34

TOI: Fowler (28:10)

Three Stars: 1. Thompson 2. Subban 3. Rakell

### GAME 5 (MAY 20, 2017) - ANAHEIM 1 VS. NASHVILLE 3

Nashville scored the go-ahead goal with just under nine minutes remaining in regulation en route to a 3-1 victory in Game 5 and a 3-2 series lead...the loss for Anaheim snapped its seven-game win streak in Game 5s dating to a 3-2 overtime victory in the 2013 Western Conference Quarterfinal on May 8, 2013 vs. Detroit. **Chris Wagner** opened the scoring with his second goal of the playoffs at the 12:46 mark of the second period. **Brandon Montour** and **Jakob Silfverberg** each earned assists on the goal as Silfverberg surpassed Chris Pronger (23) for sole possession of seventh on the all-time franchise playoff assists list.

PP: 0-4 PK: 1-2 SF: 33 SA: 29

TOI: Getzlaf (24:29)

Three Stars: 1. Rinne 2. Aberg 3. Wagner

### GAME 6 (MAY 22, 2017) - ANAHEIM 3 VS. NASHVILLE 6

The Predators advanced to the Stanley Cup Final with a 6-3 victory over the Ducks in Game 6 of the Western Conference Final at Bridgestone Arena. The Ducks outshot the Predators, 41-18, tying the fourth-largest shot advantage in franchise playoff history (+23). Anaheim overcame a pair of two-goal deficits in the game, including two goals in the span of 3:52 during the third period to tie the game at three. **Sami Vatanen** led the Ducks with two assists and **Chris Wagner** scored for the second consecutive game. **Jonathan Bernier** made his first career postseason start, stopping 14-of-18 shots in the season-ending defeat.

PP: 0-4 PK: 3-3 SF: 41 SA: 18

TOI: Fowler (26:05)

Three Stars: 1. Sissons 2. Watson 3. Aberg



# 2016 DUCKS PLAYOFF STATS



POS	NO.	Player	AVG		G	A	P	+/-	PIM	PP	SH	GW	S	S%
			GP	TOI										
C	15	RYAN GETZLAF	7	22:05	2	3	5	+4	4	1	0	0	22	9.1
R	33	JAKOB SILFVERBERG	7	16:55	0	5	5	+1	6	0	0	0	15	0.0
C	17	RYAN KESLER	7	20:07	4	0	4	+2	0	2	0	0	15	26.7
L	7	ANDREW COGLIANO	7	14:23	2	2	4	-1	0	0	0	0	6	33.3
D	45	SAMI VATANEN	7	23:03	1	3	4	+4	6	0	0	1	12	8.3
R	10	COREY PERRY	7	17:49	0	4	4	-7	6	0	0	0	21	0.0
L	57	DAVID PERRON	7	15:47	1	2	3	+3	8	0	0	0	16	6.3
D	4	CAM FOWLER	7	25:22	1	2	3	-2	4	1	0	0	11	9.1
R	29	CHRIS STEWART	7	9:33	1	2	3	+2	0	0	0	0	7	14.3
D	47	HAMPUS LINDHOLM	7	23:34	0	3	3	+6	0	0	0	0	14	0.0
C	44	NATE THOMPSON	7	13:07	2	0	2	0	2	0	0	1	10	20.0
L	88	JAMIE MCGINN	7	10:06	2	0	2	-2	2	0	0	1	5	40.0
C	67	RICKARD RAKELL	7	15:02	1	1	2	-4	0	0	0	0	13	7.7
C	16	RYAN GARBUTT	7	9:48	1	0	1	+3	6	0	0	0	7	14.3
D	2	KEVIN BIEKSA	6	19:42	0	1	1	+1	2	0	0	0	11	0.0
C	22	SHAWN HORCOFF	5	7:48	0	1	1	0	2	0	0	0	3	0.0
D	24	SIMON DESPRES	7	17:25	0	0	0	-5	6	0	0	0	4	0.0
D	53	*SHEA THEODORE	6	14:17	0	0	0	-1	0	0	0	0	6	0.0
C	62	*CHRIS WAGNER	2	7:39	0	0	0	0	0	0	0	0	1	0.0
D	3	CLAYTON STONER	1	7:32	0	0	0	-1	0	0	0	0	0	0.0
D	42	JOSH MANSON	1	4:44	0	0	0	0	0	0	0	0	1	0.0

NO.	PLAYER	GPI	MIN	AVG	W	L	OT	SO	GA	SA	SV%	G	A	PIM
31	FREDERIK ANDERSEN	5	297	1.41	3	2	0	1	7	132	.947	0	0	0
36	JOHN GIBSON	2	117	3.08	0	2	0	0	6	60	.900	0	0	0
<b>ANA GOALTENDING TOTALS</b>		<b>7</b>	<b>420</b>	<b>2.00</b>	<b>3</b>	<b>4</b>	<b>0</b>	<b>1</b>	<b>14</b>	<b>193</b>	<b>.927</b>	<b>0</b>	<b>0</b>	<b>0</b>

\*=ROOKIE

The Anaheim Ducks entered the 2016 Stanley Cup Playoffs as Pacific Division Champions for the fourth straight year and faced Nashville in the First Round for the second time in franchise history. After dropping Games 1 and 2 on home ice, the Ducks rallied to win three consecutive games to take a 3-2 series lead. It marked the third Stanley Cup Playoff series since 2007 in which the road team won the first four games, with the Ducks being part of two of those series. Nashville responded with a win in Game 6 before taking the decisive Game 7 at Honda Center, 2-1, to advance to the Second Round. **Ryan Getzlaf** (2-3=5) and **Jakob Silfverberg** (0-5=5) co-led the Ducks in scoring, while **Ryan Kesler** paced Anaheim in goals (4). Kesler's 80.0 faceoff win percentage (24-of-30) in Game 5 marked the best playoff performance since Rod Brind'Amour won 28-of-34 (82.4%) in Game 1 of the 2006 SCF on June 5 vs. EDM (min. 30 attempts). **Hampus Lindholm** posted a career-high +6 rating and added 0-3=3 points from the blueline. **Frederik Andersen** (3-2) started Games 3-7 for the Ducks, allowing just seven goals (1.41 GAA) with a .947 SV% and one shutout (Game 3). Andersen also posted a career-high 91:26 postseason shutout sequence between Games 3 and 4.

# 2016 DUCKS PLAYOFF NOTES

## WESTERN CONFERENCE FIRST ROUND

### GAME 1 (APRIL 15, 2016) - ANAHEIM 2 VS. NASHVILLE 3

Game 1 of the 2016 First Round series between the Ducks and Predators opened with a 3-2 Nashville win at Honda Center...the loss snapped Anaheim's three-game win streak in series openers...six different players reached the scoresheet for Anaheim, including goal scorers **Ryan Getzlaf** at 17:39 of the first period and **Ryan Kesler** at 48 seconds of the second...Getzlaf appeared in his 98th career playoff game, surpassing Francois Beauchemin for the all-time franchise lead in postseason appearances.

**PP:** 1-4 **PK:** 0-3 **SF:** 29 **SA:** 33

**TOI:** Fowler (28:31)

**Three Stars:** 1. Neal 2. Lindholm 3. Ellis

### GAME 2 (APRIL 17, 2016) - ANAHEIM 2 VS. NASHVILLE 3

The Ducks fell to the Predators, 3-2, for the second straight contest in Game 2 at Honda Center...**Andrew Coglian** co-led all skaters in scoring with his second career multi-point playoff game (1-1=2)...Coglian opened the scoring with his first of the playoffs, an unassisted tally at 14:20 of the first period...Nashville responded with three consecutive goals beginning late in the first period through the end of the second to secure the win...**Nate Thompson** brought Anaheim back to within one with his fourth career postseason goal at 17:16 of the third, assisted by Coglian and **Jakob Silfverberg**...on the blue line, **Cam Fowler** surpassed Sean O'Donnell for sole possession of third on the all-time franchise games played list for defensemen and ninth overall (44 games).

**PP:** 0-1 **PK:** 1-5 **SF:** 29 **SA:** 27

**TOI:** Vatanen (23:22)

**Three Stars:** 1. Rinne 2. Thompson 3. Josi

### GAME 3 (APRIL 19, 2016) - ANAHEIM 3 @ NASHVILLE 0

With a 3-0 victory in Game 3 at Bridgestone Arena, the Ducks earned their first postseason shutout on the road since Game 4 of the 2014 Second Round on May 10 at Los Angeles...**Frederik Andersen** picked up his second career playoff shutout, stopping all 27 shots faced to improve his career postseason record to 15-7...**Chris Stewart** led all skaters in scoring with his third career multi-point playoff game (1-1=2) and a career-high +2 rating...**Jamie McGinn** scored his first career playoff GWG at 10:05 of the first period in his 32nd career postseason appearance...**Rickard Rakell** added his first goal of the postseason at 11:33 of the second period...**Ryan Getzlaf** became the first Duck in franchise history to appear in 100 career playoff games.

**PP:** 0-2 **PK:** 0-5 **SF:** 21 **SA:** 27

**TOI:** Fowler (23:06)

**Three Stars:** 1. Andersen 2. Stewart 3. Forsberg

### GAME 4 (APRIL 21, 2016) - ANAHEIM 4 @ NASHVILLE 1

Anaheim evened its First Round series at 2-2 with a 4-1 victory over the Predators at Bridgestone Arena...the result marked only the third Stanley Cup playoff series since 2007 in which the road team won the first four games with the Ducks being part of two of those series...the others were between the Canadiens and Bruins in the 2011 CQF, and the Ducks and Kings in the 2014 Second Round...**Frederik Andersen** made 30 saves en route to his second consecutive win and 16th of his playoff career...Andersen's lone goal allowed at 11:26 of the second period snapped a postseason career-high

91:26 shutout streak...Anaheim's goal scorers included **Ryan Getzlaf**, **Nate Thompson** (first career playoff GWG), **Jamie McGinn** and **Andrew Coglian**...with the victory, the Ducks improved their all-time record in the fourth game of a series to 16-9.

**PP:** 0-5 **PK:** 0-6 **SF:** 25 **SA:** 31

**TOI:** Fowler (25:54)

**Three Stars:** 1. Andersen 2. Thompson 3. Fisher

### GAME 5 (APRIL 23, 2016) - ANAHEIM 5 VS. NASHVILLE 2

The Ducks won their sixth consecutive Game 5, 5-2, to take a 3-2 series lead in their First Round matchup with the Predators at Honda Center...Anaheim, which won its third straight game overall, improved to 5-0 in postseason day games over the last 10 years and 6-0-1 since the start of the 2015-16 regular season...going 3-for-3 on the penalty kill, the Ducks pushed their PK% to 95.5%...**Frederik Andersen** stopped 27-of-29 shots en route to his third consecutive victory (3-0)...five different players scored for Anaheim, including **David Perron**, **Ryan Garbutt**, **Sami Vatanen**, **Cam Fowler** and **Ryan Kesler**...Perron (1-1=2), Vatanen (1-1=2), **Ryan Getzlaf** (0-2=2) and **Jakob Silfverberg** (0-2=2) all finished with multi-point games...Kesler's 80.0 FOW% (24-of-30) was the best playoff performance since Rod Brind'Amour won 28-of-34 (82.4%) in Game 1 of the 2006 SCF on June 5 vs. Edmonton (min. 30 attempts).

**PP:** 1-7 **PK:** 0-3 **SF:** 32 **SA:** 29

**TOI:** Fowler (23:50)

**Three Stars:** 1. Garbutt 2. Perron 3. Andersen

### GAME 6 (APRIL 25, 2016) - ANAHEIM 1 @ NASHVILLE 3

**Ryan Kesler** collected his third goal of the playoffs for Anaheim's lone score in a 3-1 loss to the Predators at Bridgestone Arena...the result marked the Ducks' first road setback of the series and evened the seven-game set at 3-3...**Corey Perry** and **Cam Fowler** earned their fourth and second assists of the postseason, respectively, on the Kesler tally...**Frederik Andersen**, who surpassed Jonas Hiller (26) for sole possession of second on the all-time franchise games played list for goaltenders, turned aside 23-of-25 shots in his first loss of the 2016 Stanley Cup Playoffs...the Ducks outshot the Predators, 27-26, and were led by **Kevin Biek**, who recorded a game-high five shots.

**PP:** 1-2 **PK:** 0-1 **SF:** 27 **SA:** 26

**TOI:** Fowler (26:34)

**Three Stars:** 1. Neal 2. Rinne 3. Ekholm

### GAME 7 (APRIL 27, 2016) - ANAHEIM 1 VS. NASHVILLE 2

The Predators advanced to the Second Round of the Stanley Cup Playoffs with a 2-1 victory over the Ducks at Honda Center...**Ryan Kesler** extended his goal scoring streak to a career-tying three straight games at 1:45 of the third period, marking the Ducks' lone tally and his fourth of the postseason...Anaheim outshot Nashville, 28-10, over the final two periods and 37-20 overall...**Frederik Andersen** stopped 18-of-20 shots in the season-ending defeat.

**PP:** 1-4 **PK:** 0-3 **SF:** 37 **SA:** 20

**TOI:** Lindholm (27:15)

**Three Stars:** 1. Rinne 2. Kesler 3. Getzlaf

# 2015 DUCKS PLAYOFF STATS



POS	NO.	Player	AVG		G	A	P	+/-	PIM	PP	SH	GW	S	S%
			GP	TOI										
C	15	RYAN GETZLAF	16	22:25	2	18	20	+6	6	2	0	0	48	4.2
R	10	COREY PERRY	16	19:54	10	8	18	+6	14	2	0	2	64	15.6
R	33	JAKOB SILFVERBERG	16	19:01	4	14	18	+6	16	1	0	1	41	9.8
C	17	RYAN KESLER	16	20:28	7	6	13	+2	24	1	0	1	33	21.2
L	19	PATRICK MAROON	16	17:55	7	4	11	+4	6	3	0	1	42	16.7
D	45	SAMI VATANEN	16	21:13	3	8	11	+5	8	0	0	0	35	8.6
D	4	CAM FOWLER	16	23:07	2	8	10	+5	2	0	0	0	28	7.1
D	47	HAMPUS LINDHOLM	16	23:15	2	8	10	+2	10	0	0	0	21	9.5
L	39	MATT BELESKEY	16	15:59	8	1	9	-4	2	3	0	3	45	17.8
C	7	ANDREW COGLIANO	16	16:15	3	6	9	+9	4	0	0	0	47	6.4
D	23	FRANCOIS BEAUCHEMIN	16	25:24	0	9	9	+4	2	0	0	0	25	0.0
D	24	SIMON DESPRES	16	20:46	1	6	7	+4	6	0	0	1	17	5.9
C	44	NATE THOMPSON	12	15:28	2	4	6	+5	6	0	0	0	13	15.4
R	21	KYLE PALMIERI	16	13:11	1	3	4	+1	4	0	0	1	35	2.9
L	16	EMERSON ETEM	12	11:42	3	0	3	+1	0	0	0	0	23	13.0
D	3	CLAYTON STONER	16	18:13	1	0	1	+4	10	0	0	0	17	5.9
C	67	*RICKARD RAKELL	16	11:32	1	0	1	-2	2	0	0	1	20	5.0
L	14	TOMAS FLEISCHMANN	6	10:38	0	1	1	0	0	0	0	0	6	0.0
R	18	TIM JACKMAN	9	6:32	0	0	0	-1	12	0	0	0	3	0.0
L	46	*JIRI SEKAC	7	11:23	0	0	0	0	2	0	0	0	6	0.0
R	62	*CHRIS WAGNER	2	5:32	0	0	0	0	0	0	0	0	0	0.0

NO.	PLAYER	GPI	MIN	AVG	W	L	OT	SO	GA	SA	SV%	G	A	PIM
31	FREDERIK ANDERSEN	16	1050	2.34	11	5	3	1	41	472	.913	0	0	0
<b>ANA GOALTENDING TOTALS</b>		<b>16</b>	<b>1050</b>	<b>2.34</b>	<b>11</b>	<b>5</b>	<b>3</b>	<b>1</b>	<b>41</b>	<b>472</b>	<b>.913</b>	<b>0</b>	<b>0</b>	<b>0</b>

\*=ROOKIE

The Anaheim Ducks went 11-5 in the 2015 Stanley Cup Playoffs, falling one win shy of an appearance in the Stanley Cup Final. The Ducks opened the postseason with a First Round sweep of the Winnipeg Jets, the club's fourth sweep in team history and first since the 2006 CSF vs. Colorado. Anaheim became the first team to win four straight post-season games via comeback (trailing at any point in game) since 2012 when New Jersey did so vs. Philadelphia in the CSF. The Ducks were also the first team in NHL history to win three consecutive playoff games when trailing at any point in the third period of all three games during Games 1-3. Anaheim faced the Calgary Flames in the Second Round, earning a 4-1 series victory. The Ducks tied a club playoff record for goals in a 6-1 win in Game 1 and matched a franchise record with their sixth straight postseason win in Game 2. Anaheim reached the Western Conference Final for the first time since 2007, facing the Chicago Blackhawks. The Conference Final was tied on three different occasions and featured three games to go to overtime, including a triple-OT contest in Game 2. Reaching Game 7, the Blackhawks eventually prevailed with a 5-3 win. **Ryan Getzlaf** co-led the Stanley Cup Playoffs in assists (18) and ranked sixth in scoring (2-18=20), while **Jakob Silfverberg** ranked third (14) in assists and tied for seventh in points (4-14=18). **Corey Perry** finished the postseason tied for third among league leaders in goals (10) and tied for seventh in points (10-8=18). Among NHL goaltenders, **Frederik Andersen** ranked tied for third in playoff wins (11).

# 2015 DUCKS PLAYOFF NOTES

## WESTERN CONFERENCE FIRST ROUND

### GAME 1 (APRIL 16, 2015) - ANAHEIM 4 VS. WINNIPEG 2

The Anaheim Ducks began their 2015 Stanley Cup Playoff First Round series vs. the Winnipeg Jets with a 4-2 win at Honda Center...**Corey Perry** tied a franchise record with four points (2-2-4) in a playoff game, matching Joffrey Lupul (4-0-4, Game 3 of the CSF, May 9, 2006 @ COL) and Andy McDonald (3-1-4, Game 1 of the CSF, Apr. 25, 2007 vs. VAN)...Perry became only the fourth player in the last 15 years to score the tying and winning goals in the third period of the same playoff game...the three other players were EDM's Ales Hemsky (2006 vs. DET), Lupul (2006 vs. COL) and NSH's J.P. Dumont (2010 vs. CHI)...Perry also tied single-game playoff career bests in goals (second time, last: May 7, 2009 vs. DET, CSF Game 4; 2-0-2) and assists (sixth time, last: Apr. 20, 2011 @ NSH, CQF Game 4)...he earned his seventh career PPG, fourth career GWG and 35th and 36th career assists in the win...with his four-point night, Perry surpassed Teemu Selanne for sole possession of second on the franchise's all-time postseason assists list, matched Samuel Pahlsson (4) for fourth on the all-time franchise GWG list and tied Andy McDonald (7) for fourth on the all-time franchise PPG list...**Ryan Getzlaf** notched 1-2-3 points, matching single-game playoff career highs in assists (eighth time, last: May 3, 2014 vs. LA, Second Round Game 1) and points (fourth time, last: Apr. 25, 2014 vs. DAL, First Round Game 5; 1-2-3)...Getzlaf's two assists marked the 50th and 51st of his career, while his goal was his 26th...**Sami Vatanen** tied franchise playoff records for defensemen in points (1-2-3) and assists...Vatanen matched a club record for points by a defenseman originally set by J.J. Daigneault (2-1-3) in Game 2 of the CQF on Apr. 18, 1997 vs. PHX and tied by Chris Pronger (2-1-3) in Game 3 of the CQF on Apr. 15, 2008 @ DAL...he also tied a club record for assists by a defenseman, last accomplished by Francois Beauchemin in Game 1 of the First Round on Apr. 16, 2014 vs. DAL...**Frederik Andersen** stopped 25-of-27 shots, including all 10 faced in the third period, for his fourth career postseason victory.

PP: 2-3 PK: 0-3 SF: 33 SA: 27

TOI: Beauchemin (22:33)

Three Stars: 1. Perry 2. Getzlaf 3. Beauchemin

### GAME 2 (APRIL 18, 2015) - ANAHEIM 2 VS. WINNIPEG 1

**Jakob Silfverberg** scored the latest go-ahead goal in regulation in team playoff history at 19:39 in the third period to lead the Ducks to a 2-1 win vs. the Jets in Game 2...Silfverberg earned the latest tiebreaking goal in regulation in the last 287 Stanley Cup Playoff games - since VAN's Raffi Torres scored at 19:41 of the third period to lead his club to a 1-0 win in Game 1 of the SCF, June 1, 2011 vs. BOS...**Ryan Kesler** earned assists on both the Silfverberg and Torres goals...Sandis Ozolinsh set the previous franchise record with 1:06 remaining in the third period of a 4-3 win in Game 6 of the CSF on May 5, 2003...**Patrick Maroon** provided the game-tying goal at 10:43 of the third period, marking his third career playoff tally...**Ryan Getzlaf** and **Cam Fowler** earned assists on Maroon's goal, while **Simon Despres** recorded his first career postseason point (assist) on Silfverberg's GWG...**Frederik Andersen** turned aside 25-of-27 shots for his second consecutive playoff win and fifth of his career.

PP: 1-4 PK: 0-4 SF: 39 SA: 29

TOI: Getzlaf (24:45)

Three Stars: 1. Silfverberg 2. Vatanen 3. Getzlaf

### GAME 3 (APRIL 20, 2015) - ANAHEIM 5 @ WINNIPEG 4 OT

The Ducks overcame their third consecutive third-period deficit to defeat the Winnipeg Jets, 5-4, in overtime at MTS Centre...with the victory, Anaheim became the first team in NHL history to win three consecutive playoff games when trailing at any point in the third period of all three games...**Rickard Rakell** became the youngest player in franchise history to score a playoff OT goal at 21 years and 350 days, clinching Anaheim's win at 5:12 of overtime...**Andrew Cogliano** (0-3-3) and **Jakob Silfverberg** (1-2-3) both set playoff career highs in points and assists, while **Francois Beauchemin** (0-2-2) matched his postseason career best in points (ninth time) and assists (sixth time)...other Anaheim goal scorers included **Cam Fowler** (first), **Corey Perry** (team-leading third) and **Ryan Kesler**, who scored the game-tying goal at 17:46 of the third period...**Frederik Andersen** stopped 31-of-35 shots en route to his third straight win.

PP: 0-3 PK: 1-3 SF: 31 SA: 35

TOI: Beauchemin (25:44)

Three Stars: 1. Little 2. Silfverberg 3. Myers

### GAME 4 (APRIL 22, 2015) - ANAHEIM 5 @ WINNIPEG 2

Anaheim advanced to the Second Round with a 5-2 victory over the Winnipeg Jets at MTS Centre...the Ducks' series sweep was the fourth in club history (also COL in 2006 CSF, MIN in 2003 WCF and DET in 2003 CQF), while the win marked the team's first four-game playoff winning streak since a five-game streak from May 17-30, 2007 (Games 4-6 WCF vs. DET & Games 1-2 of SCF vs. OTT)...the Ducks became the first team to win four straight postseason games via comeback (trailing at any point in game) since 2012 when NJ did so vs. PHI in the CSF (May 1-8, 2012)...**Ryan Kesler** scored a game-high two goals (2-0-2), marking his fourth career multi-goal playoff game and first since May 3, 2013 w/VAN vs. SJ...Kesler also recorded his third GWG goal in the postseason and first since doing so in consecutive outings on May 3-5, 2011 w/VAN @ NSH...**Andrew Cogliano**, **Emerson Etem** and **Sami Vatanen** also scored for the Ducks, who advanced to the Second Round for the sixth time in the last 12 NHL seasons (also 2003, 2006, 2007, 2009, 2014)...**Frederik Andersen** won his fourth consecutive game, turning aside 25-of-27 shots.

PP: 0-1 PK: 1-3 SF: 35 SA: 27

TOI: Beauchemin (22:50)

Three Stars: 1. Kesler 2. Cogliano 3. Stuart

## WESTERN CONFERENCE SECOND ROUND

### GAME 1 (APRIL 30, 2015) - ANAHEIM 6 VS. CALGARY 1

The Ducks opened their Second Round series with a 6-1 victory over the Calgary Flames at Honda Center...Anaheim's six goals matched a club single-game playoff record, accomplished four times previously...**Corey Perry** (2-2-4) and **Ryan Getzlaf** (1-3-4) both tied a franchise record for points in a playoff game, marking the fourth and fifth four-point games in club history and the second of Perry's career (2015 First Round Game 1 vs. WPG)...Getzlaf set personal single-game playoff career highs in both points and assists as he and Perry became the first set of Ducks teammates to each collect four points in the same postseason game...**Emerson Etem**, **Patrick Maroon** and **Matt Beleskey** also scored for Anaheim, which posted its first five-game playoff win streak since May 17-30, 2007 (Games 4-6 WCF & Games 1-2 of SCF vs. OTT)...**Frederik Andersen** became the first Anaheim goaltender to win five straight postseason games since J.S. Giguere from May 17-30, 2007, stopping 23-of-24 shots.

PP: 0-3 PK: 2-4 SF: 35 SA: 24

TOI: Fowler (21:49)

Three Stars: 1. Perry 2. Getzlaf 3. Vatanen



# 2015 DUCKS PLAYOFF NOTES



## GAME 2 (MAY 3, 2015) - ANAHEIM 3 VS. CALGARY 0

Anaheim tied a franchise record with their sixth straight playoff win, earning a 3-0 victory over the Calgary Flames in Game 2 at Honda Center... **Frederik Andersen** matched a franchise playoff record with his sixth consecutive win, stopping all 30 shots for his first career postseason shutout...with 0-2=2 points, **Corey Perry** (27-42=69) tied Teemu Selanne (69) for second place on the franchise's all-time playoff scoring list...**Ryan Getzlaf** recorded his second consecutive multi-point game (0-2=2), giving him 1-5=6 points in his last two contests... **Matt Beleskey** posted his second goal in as many games before **Hampus Lindholm** extended his career high point streak to four consecutive contests (1-4=5) with his first career Stanley Cup Playoff goal at 11:15 of the third period...**Nate Thompson** added his first goal of the 2015 postseason and first playoff goal as a Duck (empty net) at 17:44 of the third.

**PP:** 0-4 **PK:** 0-3 **SF:** 34 **SA:** 30

**TOI:** Beauchemin (22:35)

**Three Stars:** 1. Andersen 2. Kesler 3. Ramo

## GAME 3 (MAY 5, 2015) - ANAHEIM 3 @ CALGARY 4 OT

The Ducks had a franchise-tying six-game playoff win streak snapped and suffered their first loss of the 2015 Stanley Cup Playoffs with a 4-3 overtime setback to the Flames at Scotiabank Saddledome... **Corey Perry** recorded his league-leading sixth goal for his 70th career postseason point, surpassing Teemu Selanne (35-34=69) for second place on the franchise's all-time playoff points list...**Ryan Getzlaf** (0-2=2) and **Simon Despres** (0-2=2) led all skaters with two points, while Anaheim also received goals from **Matt Beleskey** and **Patrick Maroon**...Beleskey's goal marked his third in as many games, marking a playoff career high...stopping 17-of-21 shots, **Frederik Andersen** had his franchise-tying six-game win streak halted in the loss.

**PP:** 0-2 **PK:** 1-6 **SF:** 21 **SA:** 21

**TOI:** Beauchemin (26:59)

**Three Stars:** 1. Backlund 2. Colborne 3. Despres

## GAME 4 (MAY 8, 2015) - ANAHEIM 4 @ CALGARY 2

Anaheim took a 3-1 lead in its Second Round series vs. the Calgary Flames following a 4-2 victory at Scotiabank Saddledome...**Matt Beleskey** extended his goal-scoring streak to a franchise-tying four straight games (4-0=4) and collected his second game-winner of the series...Beleskey became the second player in club history to score in the club's first four games of a playoff series and first since Teemu Selanne in Games 1-4 of the 2011 CQF vs. NSH...with two assists, **Francois Beauchemin** surpassed Scott Niedermayer to become the franchise's all-time leader in postseason scoring by a defenseman (10-25=35)...**Jakob Silfverberg** (1-1=2) recorded his third road multi-point playoff game, co-leading all NHL players...Anaheim also received goals from **Andrew Coglian** and **Patrick Maroon** to help improve the team's all-time record in Game 4s to 15-8 (.652)...stopping 25-of-27 shots, **Frederik Andersen** improved to 7-1 with a 1.96 GAA and .927 SV% in the postseason.

**PP:** 2-4 **PK:** 0-2 **SF:** 29 **SA:** 27

**TOI:** Beauchemin (24:04)

**Three Stars:** 1. Silfverberg 2. Ramo 3. Andersen

## GAME 5 (MAY 10, 2015) - ANAHEIM 3 @ CALGARY 2 OT

The Ducks clinched their Second Round series vs. the Calgary Flames with a 3-2 overtime victory in Game 5 at Honda Center...**Corey Perry's** overtime tally was the first of his playoff career and the fourth series-winning OT goal in club history, helping Anaheim advance to the Western Conference Final for the fourth time in club history...**Matt Beleskey** established a franchise playoff record by extending his goal-scoring streak to five games (5-0=5) at 1:11 of the third period...with two assists in the win, **Francois Beauchemin** tied Scott Niedermayer for the all-time franchise lead in postseason assists by a defenseman (26)...**Jakob Silfverberg** recorded his second consecutive multi-point game and fourth of the playoffs (1-1=2), while **Ryan Kesler** extended his scoring streak to four games with his fourth goal of the postseason... **Frederik Andersen** turned aside 17-of-19 shots to improve his record to 8-1 in the 2015 postseason.

**PP:** 2-4 **PK:** 1-4 **SF:** 47 **SA:** 19

**TOI:** Beauchemin (25:43)

**Three Stars:** 1. Perry 2. Kesler 3. Ramo

## WESTERN CONFERENCE FINAL

## GAME 1 (MAY 17, 2015) - ANAHEIM 4 VS. CHICAGO 1

Anaheim began its Western Conference Final series with a 4-1 win over the Chicago Blackhawks at Honda Center...the Ducks pushed their home win streak to six games, the second-longest in franchise history and tops in the 2015 Stanley Cup Playoffs...**Frederik Andersen** stopped 32-of-33 shots to push his record to 9-1, co-leading NHL goaltenders in wins...Andersen improved to 9-0 in home postseason games all-time, the longest home winning streak to begin a career by any goaltender in Stanley Cup Playoffs history...**Nate Thompson** (1-1=2) and **Hampus Lindholm** (1-1=2) each recorded their first career playoff multi-point games, while **Jakob Silfverberg** (1-1=2) posted his third straight multi-point contest...**Kyle Palmieri** collected his first career GWG and **Matt Beleskey** extended his playoff scoring streak to six games (5-1=6), the second-longest in the 2015 Playoffs.

**PP:** 0-1 **PK:** 0-3 **SF:** 27 **SA:** 33

**TOI:** Beauchemin (23:31)

**Three Stars:** 1. Andersen 2. Lindholm 3. Thompson

## GAME 2 (MAY 19, 2015) - ANAHEIM 2 VS. CHICAGO 3 (3 OT)

The Ducks played the longest game in Honda Center history and second-longest in franchise history, a triple-overtime 3-2 loss to the Chicago Blackhawks in Game 2...the club had played into triple overtime on four previous occasions, all on the road (three 3-OT, one 5-OT)...it was the ninth multiple overtime game in Ducks history and first since Game 2 of the CSF on May 3, 2009 @ DET...sixteen of 18 Anaheim skaters set career highs in TOI...the game concluded at 16:12 of the sixth period when Marcus Kruger scored his second goal of the playoffs...the Ducks were credited with 62 shots on net, one shy of the franchise record...**Frederik Andersen** stopped 53-of-56 shots, both career highs...**Corey Perry** scored his team-leading eighth goal to move into a share of the Stanley Cup Playoff scoring lead with 16 points (8-8=16)... **Andrew Coglian** also scored for Anaheim, which received assists from **Ryan Getzlaf**, **Sami Vatanen**, **Cam Fowler** and **Nate Thompson**.

**PP:** 0-5 **PK:** 2-5 **SF:** 62 **SA:** 56

**TOI:** Beauchemin (46:29)

**Three Stars:** 1. Kruger 2. Crawford 3. Andersen

# 2015 DUCKS PLAYOFF NOTES

## GAME 3 (MAY 21, 2015) - ANAHEIM 2 VS. CHICAGO 1

**Frederik Andersen** turned aside 27-of-28 shots to lead the Ducks to a 2-1 victory over the Chicago Blackhawks at the United Center...with two assists (0-2=2), **Ryan Getzlaf** tied his own franchise record for most assists in a playoff season with 14, originally set in 2009...**Patrick Maroon** opened the scoring with his fifth goal of the playoffs on the power play at 12:55 of the first period...after Chicago tied the game with less than a minute remaining in the period, **Simon Despres** reclaimed the lead with his first career Stanley Cup Playoff goal, and the eventual game winner, at 19:05 of the middle frame...Anaheim defensemen accounted for four of its six points, including assists by **Cam Fowler** and **Hampus Lindholm**...the Ducks were 1-for-1 on the power play and 5-for-5 on the penalty kill to help them take a 2-1 series lead and improve to 10-2 in the postseason.

**PP:** 1-1 **PK:** 0-5 **SF:** 27 **SA:** 28

**TOI:** Despres (23:26)

**Three Stars:** 1. Andersen 2. Getzlaf 3. Kane

## GAME 4 (MAY 23, 2015) - ANAHEIM 4 @ CHICAGO 5 (2 OT)

The Ducks scored the second-fastest three goals in Stanley Cup Playoff history in 37 seconds of the third period, courtesy of **Ryan Kesler** (8:42) **Matt Beleskey** (9:05) and **Corey Perry** (9:19)...the fastest three playoff goals were scored 23 seconds apart by the 1979 Toronto Maple Leafs on Apr. 12, 1979 vs. ATL...Anaheim's previous franchise playoff record was exactly four minutes on May 23, 2006 vs. Edmonton (O'Donnell at 7:15, Selanne at 9:13 and Kunitz at 11:15 in the third period)...the three-goal outburst paved the way for the second multi-OT game of the series, which ended in a 5-4 Chicago win...**Ryan Getzlaf** established a franchise record for assists in a playoff year with his 15th of the campaign, while Perry earned his career-high ninth goal of the postseason...**Francois Beauchemin** recorded his 27th career postseason assist to surpass Scott Niedermayer for the all-time franchise lead in playoff assists by a defenseman.

**PP:** 0-2 **PK:** 1-4 **SF:** 51 **SA:** 40

**TOI:** Fowler (32:31)

**Three Stars:** 1. Toews 2. Perry 3. Kane

## GAME 5 (MAY 25, 2015) - ANAHEIM 5 VS. CHICAGO 4 (OT)

Anaheim took a 3-2 series lead in the Western Conference Final with a 5-4 overtime victory over Chicago at Honda Center...with 11 wins and three OT losses, the Ducks tied an NHL record by going 14 consecutive games to start the playoffs without losing in regulation (the 1979 New York Rangers also with 11 wins and three OT losses)...**Matt Beleskey** scored his first career overtime goal at 45 seconds of the extra frame, marking the second-fastest goal to begin an OT in franchise history...**Ryan Getzlaf** (2-17=19) established a franchise record for most points in a playoff campaign with his 19th of the 2015 postseason (14 games)...Getzlaf pushed his point/assist streak to five games (0-7=7), representing the NHL's longest postseason assist streak since LA's Jeff Carter from May 16-28, 2014 (six games, 5-7=12)...**Cam Fowler**, **Ryan Kesler**, **Patrick Maroon** and **Sami Vatanen** also scored for Anaheim.

**PP:** 0-2 **PK:** 0-2 **SF:** 28 **SA:** 28

**TOI:** Fowler (23:50)

**Three Stars:** 1. Kesler 2. Vatanen 3. Teravainen

## GAME 6 (MAY 27, 2015) - ANAHEIM 2 @ CHICAGO 5

Chicago forced a Game 7 in the Western Conference Final with a 5-2 win over the Anaheim Ducks at the United Center...the Ducks suffered their first regulation loss of the playoffs, snapping a 14-game streak that had equaled an NHL playoff record...**Frederik Andersen** went to 11-4 in the playoffs after making 18 saves...**Patrick Maroon** opened the scoring for Anaheim in the second period with his seventh goal of the playoffs, tied for second on the club...**Clayton Stoner** scored the Ducks' second goal and second of his playoff career, both coming against Chicago at the United Center (last: Game 1 of the 2014 Second Round with MIN).

**PP:** 1-3 **PK:** 0-3 **SF:** 32 **SA:** 23

**TOI:** Beauchemin (23:45)

**Three Stars:** 1. Keith 2. Kane 3. Saad

## GAME 7 (MAY 30, 2015) - ANAHEIM 3 VS. CHICAGO 5

The Blackhawks advanced to the Stanley Cup Final with a 5-3 victory against the Ducks at Honda Center...the result was only Anaheim's second regulation loss of the postseason...Chicago received two first-period goals by Jonathan Toews and second-period tallies from Brandon Saad and Marian Hossa to stake a four-goal lead...**Ryan Kesler** and **Corey Perry** got Anaheim to within two until Brent Seabrook's power-play goal at 13:28 of the third...**Matt Beleskey** earned the Ducks' third goal, on the power play, with 42 seconds remaining in regulation...**Frederik Andersen** turned away 21-of-26 shots in his fifth loss.

**PP:** 1-2 **PK:** 2-4 **SF:** 38 **SA:** 26

**TOI:** Beauchemin (24:13)

**Three Stars:** 1. Toews 2. Kane 3. Richards

# 2014 DUCKS PLAYOFF STATS



POS	NO.	Player	AVG		G	A	P	+/-	PIM	PP	SH	GW	S	S%
			GP	TOI										
C	15	RYAN GETZLAF	12	21:25	4	11	15	-2	10	1	0	0	32	12.5
R	10	COREY PERRY	13	19:41	4	7	11	-2	19	2	0	0	38	10.5
C	13	NICK BONINO	13	17:44	4	4	8	+3	8	1	0	1	22	18.2
L	62	*PATRICK MAROON	13	13:03	2	5	7	-2	38	1	0	0	21	9.5
C	7	ANDREW COGLIANO	13	14:53	1	6	7	-2	8	0	1	1	17	5.9
R	8	TEEMU SELANNE	12	12:17	2	4	6	-2	4	1	0	0	24	8.3
R	77	DEVANTE SMITH-PELLY	12	14:41	5	0	5	-1	24	2	0	1	26	19.2
C	22	MATHIEU PERREAULT	11	12:36	2	3	5	-4	18	2	0	1	15	13.3
L	39	MATT BELESKEY	5	14:33	2	2	4	0	8	1	0	1	13	15.4
D	23	FRANCOIS BEAUCHEMIN	13	23:57	0	4	4	-4	2	0	0	0	15	0.0
D	4	CAM FOWLER	13	23:51	0	4	4	+2	4	0	0	0	20	0.0
R	21	KYLE PALMIERI	9	10:12	3	0	3	+1	14	0	0	0	12	25.0
D	6	BEN LOVEJOY	13	19:38	2	0	2	+1	8	0	0	1	13	15.4
R	33	JAKOB SILFVERBERG	13	14:55	2	0	2	-3	4	0	0	1	17	11.8
C	67	*RICKARD RAKELL	4	10:58	1	1	2	-2	0	1	0	0	2	50.0
D	47	*HAMPUS LINDHOLM	11	18:09	0	2	2	-2	0	0	0	0	6	0.0
D	55	BRYAN ALLEN	13	18:20	1	0	1	-4	28	0	0	0	9	11.1
C	11	SAKU KOIVU	13	12:44	0	1	1	-3	8	0	0	0	5	0.0
L	34	DANIEL WINNIK	9	13:36	0	1	1	+1	2	0	0	0	11	0.0
D	45	*SAMI VATANEN	5	20:14	0	1	1	-2	0	0	0	0	10	0.0
D	5	LUCA SBISA	2	14:20	0	1	1	-2	5	0	0	0	3	0.0
D	28	MARK FISTRIC	5	13:25	0	0	0	-1	6	0	0	0	4	0.0
D	19	STEPHANE ROBIDAS	3	15:51	0	0	0	0	2	0	0	0	4	0.0
R	65	EMERSON ETEM	4	10:21	0	0	0	0	12	0	0	0	9	0.0

NO.	PLAYER	GPI	MIN	AVG	W	L	OT	SO	GA	SA	SV%	G	A	PIM
31	*FREDERIK ANDERSEN	7	368	3.10	3	2	0	0	19	189	.899	0	0	0
1	JONAS HILLER	6	219	2.19	2	2	1	0	8	85	.906	0	0	0
36	*JOHN GIBSON	4	200	2.70	2	2	0	1	9	111	.919	0	0	0
<b>ANA GOALTENDING TOTALS</b>		<b>13</b>	<b>794</b>	<b>2.79</b>	<b>7</b>	<b>6</b>	<b>1</b>	<b>1</b>	<b>37</b>	<b>386</b>	<b>.904</b>	<b>0</b>	<b>0</b>	<b>0</b>

\*=ROOKIE

The Anaheim Ducks entered the 2014 Stanley Cup Playoffs as the top seed in the Western Conference, having posted a franchise-best record of 54-20-8 during the regular season...the Ducks set season records for standings points (116), wins (54) and win/points percentage (.707), and led the league in goals (263) for the first time in club history (excluding shootout tallies)... Anaheim faced Dallas in the First Round of the Stanley Cup Playoffs for the third time and the first since 2008...the Ducks defeated the Stars, 4-2, for their first postseason series win since 2009...in the Second Round, Anaheim and Los Angeles met for the first time in the playoffs, marking the first ever postseason series between two major local teams...the series went a full seven games with the Ducks eventually falling on May 16 at Honda Center...**Ryan Getzlaf** led the team in playoff scoring (4-11=15) and assists, and **Devante Smith-Pelly** paced the club in goals (5)...among NHL rookies, **Patrick Maroon** ranked sixth in assists (5) and tied for sixth in scoring (2-5=7) and goals...**John Gibson** (20 years and 300 days) became the youngest goalie in NHL history to record a shutout in his playoff debut after stopping all 28 shots in a 2-0, Game 4 win on May 10 at Los Angeles...Gibson was only the sixth NHL goaltender in the last 60 years to post a shutout in his first Stanley Cup Playoff game, the first since Jonas Hiller did so for the Ducks on Apr. 16, 2009 at San Jose.

# 2014 DUCKS PLAYOFF NOTES

## WESTERN CONFERENCE FIRST ROUND

### GAME 1 (APRIL 16, 2014) - ANAHEIM 4 VS. DALLAS 3

The Anaheim Ducks opened their 2014 Stanley Cup Playoff First Round series against the Dallas Stars with a 4-3 victory before 17,294 at Honda Center... Anaheim won its second consecutive playoff series opener and improved to 11-9 in all-time Game 1s... at 24 years and 196 days, **Frederik Andersen** became the third rookie goaltender in club history to play in a playoff game (Tom Askey in 1999 and Ilya Bryzgalov in 2006), and the first rookie goaltender to win his playoff debut after stopping 32-of-35 shots... **Ryan Getzlaf** (1-1=2), **Matt Beleskey** (1-1=2) and **Francois Beauchemin** (0-2=2) co-lead the team in scoring, as Getzlaf recorded his 19th career multi-point game, Beleskey posted his first career multi-point game and Beauchemin passed Rob Niedermayer for seventh in all-time playoff points as a Duck (28)... **Kyle Palmieri** and **Mathieu Perreault** also scored for Anaheim, which had nine players on the scoresheet.

PP: 2-5 PK: 1-5 SF: 35 SA: 35

TOI: Beauchemin (22:18)

Three Stars: 1. Bonino 2. Seguin 3. Getzlaf

### GAME 2 (APRIL 18, 2014) - ANAHEIM 3 VS. DALLAS 2

Anaheim took a two-game series lead over the Dallas Stars with a 3-2 victory in front of 17,426 at Honda Center... one game removed from suffering deep facial lacerations from being struck by a puck, **Ryan Getzlaf** led all skaters with his second consecutive multi-point game (1-1=2) and finished with a +3 rating... linemate **Corey Perry** scored his first playoff goal since Game 4 of the 2011 CQF on Apr. 20 @ NSH, while **Andrew Coglian** became the sixth Duck in club history to score a SHG in the postseason, which also marked his first career Stanley Cup Playoff goal and served as the game-winner... making his second career postseason start, **Frederik Anderson** turned away 34-of-36 shots for his second straight win.

PP: 0-3 PK: 1-6 SF: 19 SA: 36

TOI: Fowler (22:02)

Three Stars: 1. Getzlaf 2. Perry 3. Fowler

### GAME 3 (APRIL 21, 2014) - ANAHEIM 0 @ DALLAS 3

The Ducks suffered their first postseason shutout loss since 2008 with a 3-0 setback to the Dallas Stars at American Airlines Center... **Frederik Andersen** suffered his first career playoff loss after stopping 19-of-22 shots... **Corey Perry** appeared in his 64th career playoff game to match Samuel Pahlsson (64) for fifth in all-time Ducks postseason appearances, while **Devante Smith-Pelly** recorded a game-high 10 hits, the most by a Duck in the playoffs since 2006.

PP: 0-5 PK: 0-3 SF: 37 SA: 22

TOI: Beauchemin (27:08)

Three Stars: 1. Lehtonen 2. Ja. Benn 3. Daley

### GAME 4 (APRIL 23, 2014) - ANAHEIM 2 @ DALLAS 4

Anaheim jumped out to a two-goal advantage in the first period, but Dallas responded with two goals in the second and another two in the third for a 4-2 win at American Airlines Center... the victory by the Stars marked the fourth consecutive win by the home team in this series... **Bryan Allen** and **Patrick**

**Maroon** each scored their first career playoff goals, while **Cam Fowler**, **Andrew Coglian** and **Mathieu Perreault** recorded their first assists of the postseason... **Frederik Andersen** stopped 21-of-25 shots before being relieved by **Jonas Hiller**, who stopped one shot in 10:34 TOI... **Corey Perry** appeared in his 65th career playoff game to surpass **Samuel Pahlsson** for fifth in all-time Ducks games played.

PP: 0-3 PK: 0-3 SF: 23 SA: 26

TOI: Beauchemin (27:14)

Three Stars: 1. Goligoski 2. Fiddler 3. Eakin

### GAME 5 (APRIL 25, 2014) - ANAHEIM 6 VS. DALLAS 2

The Ducks scored a playoff-record four power-play goals en route to a 6-2 victory over the Dallas Stars in Game 5 of the First Round series... the six Anaheim goals also tied a club single-game playoff record, accomplished three previous times... with a career-tying 1-2=3 points, **Ryan Getzlaf** surpassed **Teemu Selanne** to become the club's all-time leading scorer in the postseason (24-42=66)... **Corey Perry** (1-2=3) tied playoff career highs in points and assists, while **Rickard Rakell** became the first Anaheim player to record his first career NHL goal in the postseason... **Mathieu Perreault** (1-1=2), **Nick Bonino** (1-0=1) and **Jakob Silfverberg** also scored for Anaheim, which took a 3-2 lead in the best-of-seven series... **Frederik Andersen** made his fifth straight start, stopping 34-of-36 shots for his third career Stanley Cup Playoffs victory.

PP: 4-6 PK: 0-7 SF: 23 SA: 36

TOI: Beauchemin (25:14)

Three Stars: 1. Getzlaf 2. Perry 3. Perreault

### GAME 6 (APRIL 27, 2014) - ANAHEIM 5 VS. DALLAS 4 OT

The Ducks advanced to the Second Round of the 2014 Stanley Cup Playoffs with a 5-4 overtime victory on Apr. 27 @ DAL... Anaheim became the fifth NHL team since 1977 to rally from a multiple-goal deficit in the final 2:10 of regulation to win a playoff game with a **Nick Bonino** goal at 17:50 of the third period and a **Devante Smith-Pelly** tally with 24 seconds remaining in regulation... Bonino completed the comeback with his second career OT goal at 2:47 of the extra frame... Bonino joined **Scott Niedermayer**, **Paul Kariya** and **Petr Sykora** as the only Ducks players to have two OT goals in Ducks postseason history and the third Duck to end a playoff series in overtime (Keith Carney, 2003 vs. DET; Scott Niedermayer, 2007 vs. VAN)... the win marked just the third time in franchise history where two Ducks players had multi-goal performances in a single playoff game (Smith-Pelly, Bonino)... **Smith-Pelly** (21 years and 317 days) also became the youngest Ducks player to record a multi-goal game in the postseason... Jonas Hiller stopped 12-of-12 shots to become the first goalie in Ducks history to win a playoff game in relief.

PP: 1-5 PK: 1-4 SF: 30 SA: 24

TOI: Fowler (28:13)

Three Stars: 1. Bonino 2. Daley 3. Hiller



# 2014 DUCKS PLAYOFF NOTES



## WESTERN CONFERENCE SECOND ROUND

### GAME 1 (MAY 3, 2014) - ANAHEIM 2 VS. LOS ANGELES 3 OT

The first ever playoff series between two Southern California teams (NHL, NFL, MLB, NBA) opened with a 3-2 comeback win by Los Angeles over Anaheim at Honda Center...the Ducks suffered their first loss in the last seven home games after allowing the game-tying goal with seven seconds remaining in regulation and the game winner at 12:07 of overtime...**Teemu Selanne** became the third-oldest player to score a goal in the postseason, joining DET's Chris Chelios (45 years, 86 days on Apr. 21, 2007 vs. CGY) and HFD's Gordie Howe (52 years, 9 days on Apr. 9, 1980 @ MTL)...**Ryan Getzlaf** recorded his fourth multi-point game (0-2=2) of the playoffs and moved ahead of Selanne (67) for the all-time franchise lead in playoff scoring (68)...**Matt Beleskey** also scored for Anaheim, his second of the playoffs and fourth of his career...**Jonas Hiller** turned away 33-of-36 shots in the setback.

**PP:** 0-4 **PK:** 1-4 **SF:** 35 **SA:** 36  
**TOI:** Beauchemin (28:31)

**Three Stars:** 1. Gaborik 2. Selanne 3. Quick

### GAME 2 (MAY 5, 2014) - ANAHEIM 1 VS. LOS ANGELES 3

Anaheim tied its 2014 playoff high in shots and earned its first PPG of the Second Round but eventually fell to Los Angeles, 3-1, in Game 2 at Honda Center...the Ducks were held to only one goal despite outshooting the Kings (37-17)...**Patrick Maroon** earned Anaheim's lone tally, recording his first career Stanley Cup Playoff PPG at 9:40 of the first period...**Ryan Getzlaf** earned his team-leading seventh assist of the postseason on the Maroon goal, as did **Cam Fowler** (fourth)...**Jonas Hiller** got his second consecutive start in net, turning away 14-of-16 shots.

**PP:** 1-4 **PK:** 0-3 **SF:** 37 **SA:** 17  
**TOI:** Beauchemin (24:19)

**Three Stars:** 1. Quick 2. Martinez 3. Maroon

### GAME 3 (MAY 8, 2014) - ANAHEIM 3 @ LOS ANGELES 2

The Ducks earned their first win of their Second Round series against the Los Angeles Kings with a 3-2 victory in Game 3 at Staples Center...the win cut the Kings' series lead to 2-1 and gave the Ducks their third consecutive victory at Staples Center dating to the regular season...**Corey Perry** opened the scoring on the power play at 4:06 of the first period, marking his first goal of the series and third of the playoffs...**Teemu Selanne**, who scored his second goal of the postseason on the power play at 15:10 of the second, became the oldest player in NHL history to score multiple goals in a single playoff campaign...**Ben Lovejoy** collected the game-winner at 17:05 of the third, marking his second goal of the playoffs...**Patrick Maroon** earned his fifth assist on Perry's goal to extend his point streak to six games, the longest by an NHL rookie in the playoffs since the Kings' Warren Rychel (six games)...**Jonas Hiller** earned the win in relief, stopping 7-of-8 shots in the final 10 minutes of regulation...**Frederik Andersen** got the start, turning away 22-of-23 shots before leaving in the third with a lower-body injury.

**PP:** 2-2 **PK:** 1-1 **SF:** 22 **SA:** 31  
**TOI:** Beauchemin (22:42)

**Three Stars:** 1. Selanne 2. Carter 3. Vatanen

### GAME 4 (MAY 10, 2014) - ANAHEIM 2 @ LOS ANGELES 0

Anaheim evened its Second Round series vs. the Los Angeles Kings with a 2-0 shutout victory in Game 4 at Staples Center, deadlocking the seven-game set at two games apiece...**John Gibson** (20 years, 330 days) became the youngest goaltender in NHL history to record a shutout in his playoff debut, stopping all 28 shots...Gibson was also the youngest goalie to start a playoff game since CBJ's Steve Mason (20 years and 329 days) on Apr. 23, 2009 vs. DET and the youngest to win a playoff game since MTL's Carey Price (20 years and 238 days) on Apr. 24, 2008 vs. PHI...**Ryan Getzlaf** recorded his fifth multi-point game of the playoffs (1-1=2), tying him for the NHL postseason lead...**Corey Perry** also earned his third multi-point game (0-2=2) to help Anaheim earn the fourth consecutive win by the road team in the series.

**PP:** 1-3 **PK:** 0-4 **SF:** 14 **SA:** 28  
**TOI:** Fowler (23:06)

**Three Stars:** 1. Gibson 2. Perry 3. Fowler

### GAME 5 (MAY 12, 2014) - ANAHEIM 4 VS. LOS ANGELES 3

The Ducks took a 3-2 lead in the best-of-seven series against the Los Angeles Kings with a 4-3 victory in Game 5 at Honda Center...Anaheim snapped a four-game winning streak by the road team in the series and won its third consecutive game over the Kings...**Devante Smith-Pelly** scored a game-high two goals (2-0=2) for his second multi-goal game of the playoffs...**Ryan Getzlaf** extended his point/assist streak to five straight games (1-6=7) with his 10th assist of the postseason, while **Nick Bonino** (4) and **Jakob Silfverberg** (2) also scored for the Ducks...making his second career playoff start, **John Gibson** turned away 39-of-42 shots for his second straight win.

**PP:** 1-3 **PK:** 1-3 **SF:** 24 **SA:** 42  
**TOI:** Beauchemin (22:34)

**Three Stars:** 1. Smith-Pelly 2. Gaborik 3. Gibson

### GAME 6 (MAY 14, 2014) - ANAHEIM 1 @ LOS ANGELES 2

Anaheim dropped a 2-1 decision to the Los Angeles Kings in Game 6 at Staples Center, evening the Second Round series at three games apiece...**Kyle Palmieri** scored the Ducks' lone goal at 15:42 of the second period, his second of the playoffs...**Nick Bonino** earned the lone assist on the Palmieri tally, marking his third point in the last four games...**John Gibson** suffered his first career NHL loss (regular or postseason) after stopping 21-of-23 shots.

**PP:** 0-5 **PK:** 0-4 **SF:** 22 **SA:** 23  
**TOI:** Fowler (25:06)

**Three Stars:** 1. Kopitar 2. Beauchemin 3. Muzzin

### GAME 7 (MAY 16, 2014) - ANAHEIM 2 @ LOS ANGELES 6

The Ducks were eliminated from the Stanley Cup Playoffs with a 6-2 loss to Los Angeles in Game 7 of the Second Round...**Kyle Palmieri** and **Corey Perry** scored for Anaheim, which received single assists from **Andrew Coglian**, **Nick Bonino**, **Ryan Getzlaf** and **Hampus Lindholm**...Perry also received his first career playoff penalty shot, an unsuccessful attempt vs. Jonathan Quick...in his final NHL game, **Teemu Selanne** recorded three shots with three hits in 14:02 TOI.

**PP:** 0-3 **PK:** 2-5 **SF:** 27 **SA:** 30  
**TOI:** Fowler (25:42)

**Three Stars:** 1. Richards 2. Quick 3. Williams

# 2013 DUCKS PLAYOFF STATS

POS	NO.	Player	AVG		G	A	P	+/-	PIM	PP	SH	GW	S	S%
			GP	TOI										
C	15	RYAN GETZLAF	7	21:27	3	3	6	+2	6	1	1	0	15	20.0
D	23	FRANCOIS BEAUCHEMIN	7	25:22	2	4	6	-2	4	1	0	0	13	15.4
R	65	*EMERSON ETEM	7	12:50	3	2	5	+4	2	0	0	0	12	25.0
R	51	KYLE PALMIERI	7	10:34	3	2	5	+5	4	0	0	0	11	27.3
C	13	NICK BONINO	7	16:37	3	1	4	+2	4	2	0	2	16	18.8
L	9	BOBBY RYAN	7	16:17	2	2	4	+1	0	0	0	0	15	13.3
L	39	MATT BELESKEY	7	11:01	2	1	3	+1	2	1	0	0	13	15.4
R	8	TEEMU SELANNE	7	13:59	1	2	3	+1	6	1	0	1	16	6.3
C	11	SAKU KOIVU	7	17:52	1	2	3	-4	6	1	0	0	6	16.7
D	4	CAM FOWLER	7	22:44	0	3	3	+3	0	0	0	0	9	0.0
C	20	DAVID STECKEL	7	9:46	1	1	2	+1	0	0	0	0	7	14.3
R	10	COREY PERRY	7	20:20	0	2	2	0	4	0	0	0	24	0.0
D	6	BEN LOVEJOY	7	21:05	0	2	2	+4	0	0	0	0	13	0.0
C	7	ANDREW COGLIANO	7	15:46	0	1	1	-3	4	0	0	0	11	0.0
D	55	BRYAN ALLEN	7	17:22	0	1	1	+1	2	0	0	0	5	0.0
C	34	DANIEL WINNIK	7	15:04	0	1	1	-4	7	0	0	0	22	0.0
D	44	SHELDON SOURAY	6	19:31	0	1	1	-2	4	0	0	0	13	0.0
D	5	LUCA SBISA	5	21:25	0	0	0	-2	4	0	0	0	3	0.0
D	32	TONI LYDMAN	3	15:08	0	0	0	+1	0	0	0	0	1	0.0

NO.	PLAYER	GPI	MIN	AVG	W	L	EN	SO	GA	SA	SV%	G	A	PIM
1	JONAS HILLER	7	439	2.46	3	4	0	1	18	218	.917	0	1	0
<b>ANA GOALTENDING TOTALS</b>		<b>7</b>	<b>439</b>	<b>2.46</b>	<b>3</b>	<b>4</b>	<b>0</b>	<b>1</b>	<b>18</b>	<b>218</b>	<b>.917</b>	<b>0</b>	<b>1</b>	<b>0</b>

\* = Rookie

The Anaheim Ducks finished the 2012-13 regular season with a 30-12-6 record (66 pts.), winning their second Pacific Division title in franchise history...the Ducks compiled the best winning percentage in club history (.688), besting the 2007 club (48-20-14, .671)... Anaheim finished second in the Western Conference and third overall in the NHL, behind only Chicago and Pittsburgh...the club's third-place finish in the overall league standings was the highest in club history...the Ducks met the Detroit Red Wings for the sixth time in the Stanley Cup Playoffs and the first since 2009...the series stretched to seven games, where the Red Wings pulled out a 3-2 win in Game 7 to advance to the Western Conference Semifinals...four of the seven games went to overtime, a first for both franchises in a single playoff series...**Ryan Getzlaf** (3-3=6) and **Francois Beauchemin** (2-4=6) co-led the Ducks in scoring, while **Jonas Hiller** started all seven games of the Western Conference Quarterfinal series...rookie **Emerson Etem** (3-2=5) finished tied for third on the club in scoring and was the youngest Duck to ever score in a Game 7 on May 12 at Honda Center.

# 2013 DUCKS PLAYOFF NOTES



## WESTERN CONFERENCE QUARTERFINALS

### GAME 1 (APRIL 30, 2013) - ANAHEIM 3 VS. DETROIT 1

The Anaheim Ducks opened their 2013 Western Conference Quarterfinal series against the Detroit Red Wings with a 3-1 victory before 17,200 at Honda Center...**Teemu Selanne** scored his 10th career playoff GWG, becoming the second-oldest player to score a GWG in Stanley Cup Playoff history with his power-play marker at 1:29 of the third period...**Nick Bonino** earned the first goal of the series with a PPG tally at 10:24 of the first before Daniel Cleary tied the score with less than four minutes remaining in the opening frame...following Selanne's marker, **Francois Beauchemin** added an empty netter for his ninth career playoff goal, becoming the club's all-time leader among defensemen...**Cam Fowler**, **Ben Lovejoy**, **Ryan Getzlaf**, **Daniel Winnik** and **Matt Beleskey** each earned single assists in the winning cause...**Jonas Hiller** stopped 21-of-22 shots for his eighth career postseason win.

**PP:** 2-4 **PK:** 1-4 **SF:** 27 **SA:** 22  
**TOI:** Beauchemin (25:28)  
**Three Stars:** 1. Selanne 2. Hiller 3. Koivu

### GAME 2 (MAY 2, 2013) - ANAHEIM 4 VS. DETROIT 5 OT

The Ducks erased a three-goal deficit in the third period to tie the game and force OT, but the Red Wings began the extra frame on the power play and center Gustav Nyquist scored just 1:21 into the period to tie the series at one game apiece...after jumping out to a 3-0 lead, the Ducks cut the deficit to two goals with a **Saku Koivu** PPG at 10:53 of the second period (**Teemu Selanne** and **Francois Beauchemin** with the assists)...as the Red Wings scored again just 20 seconds into the third period, the Ducks scored three goals within a 10-minute span to tie the game...**Ryan Getzlaf**'s even-strength goal came at 7:50 of the third (**Kyle Palmieri** and **Bryan Allen** with the helpers), while **Palmieri** scored his first career playoff goal at 12:31 (also even strength)...assists were picked up by **Nick Bonino** (first career playoff assist) and **Bobby Ryan**...with 2:22 remaining in the game, Ryan scored another goal to tie it at 4-4...**Cam Fowler** and **Koivu** notched the assists...**Jonas Hiller** recorded the loss, stopping 27-of-32 shots in the contest.

**PP:** 1-5 **PK:** 3-6 **SF:** 32 **SA:** 32  
**TOI:** Beauchemin (28:55)  
**Three Stars:** 1. Nyquist 2. Ryan 3. Palmieri

### GAME 3 (MAY 4, 2013) - ANAHEIM 4 @ DETROIT 0

Anaheim took a 2-1 lead in the Western Conference Quarterfinals vs. Detroit with a 4-0 shutout victory in Game 3 at Joe Louis Arena...it marked Anaheim's first playoff shutout in 28 games vs. the Red Wings and second all-time at Detroit including regular season play (last: Mar. 30, 1997; 1-0 OT)...**Ryan Getzlaf** led all skaters with 1-1-2 points, including his second career SHG at 6:33 of the third period...**Nick Bonino** opened the scoring with a PPG at 15:29 of the second period, his second of the playoffs...less than two minutes after the Getzlaf SHG, **Emerson Etem** earned the first of his NHL career, becoming the 11th rookie to collect his first NHL playoff goal in a Ducks uniform...**Matt Beleskey** rounded out the scoring with a PPG at 13:34 of the third...**Teemu Selanne**, **Bobby Ryan**, **Corey Perry** and **Saku Koivu** each picked up single assists in the winning effort...**Jonas Hiller** turned away all 23 shots faced for his third career postseason shutout.

**PP:** 2-6 **PK:** 0-6 **SF:** 29 **SA:** 23  
**TOI:** Beauchemin (24:24)  
**Three Stars:** 1. Getzlaf 2. Hiller 3. Etem

### GAME 4 (MAY 6, 2013) - ANAHEIM 2 @ DETROIT 3 OT

The Ducks held the Red Wings scoreless through 41 minutes of play, but Detroit answered the call twice in the third period and eventually scored the game-winner in overtime to bring the series to a 2-2 tie...**Matt Beleskey** scored his

second goal of the postseason at 5:07 of the first period...**Andrew Coglian** picked up his first career playoff point on the goal...after Detroit's Brendan Smith ended the club's shutout streak of 10:18 at 1:18 of the third, **David Steckel** scored his first of the 2013 playoffs at 10:40 of the third with helpers from **Kyle Palmieri** and **Emerson Etem**...**Pavel Datsyuk** scored the game-tying goal at 13:27 of the third and **Damien Brunner** scored the OT-winner at 15:10 into the extra frame...**Jonas Hiller** made 46 saves in the contest, the second-most of his playoff career.

**PP:** 0-3 **PK:** 0-1 **SF:** 33 **SA:** 49  
**TOI:** Beauchemin (26:53)  
**Three Stars:** 1. Brunner 2. Datsyuk 3. Howard

### GAME 5 (MAY 8, 2013) - ANAHEIM 3 VS. DETROIT 2 OT

The Ducks took a 3-2 series lead with a dramatic 3-2 overtime win in Game 5 at Honda Center...the club remained in the game by scoring the tying goal twice in the contest to force overtime...**Nick Bonino** went on to score his first career OT goal just 1:54 into the extra frame...**Ben Lovejoy** picked up the lone assist on the winning goal...**Kyle Palmieri** notched his second of the postseason at 17:41 of the first to tie the game at 1-1...**David Steckel** collected his first assist of the postseason on the goal...with Detroit scoring the go-ahead goal at 10:08 of the second (M. Samuelsson), **Ryan Getzlaf** scored on the power play at 19:28 of the second to tie the game again and eventually force overtime...**Francois Beauchemin** and **Sheldon Souray** provided the helpers...**Jonas Hiller** won his 10th career postseason contest (ranking second all-time in franchise wins), stopping 29-of-31 shots.

**PP:** 1-3 **PK:** 1-3 **SF:** 34 **SA:** 31  
**TOI:** Beauchemin (25:18)  
**Three Stars:** 1. Bonino 2. Getzlaf 3. Hiller

### GAME 6 (MAY 10, 2013) - ANAHEIM 3 @ DETROIT 4 OT

With the fourth contest of the series requiring an OT sudden death, the Ducks forced the extra session by scoring two goals 51 seconds apart with three-and-a-half minutes remaining in regulation but Detroit's Henrik Zetterberg scored 1:04 into OT to force Game 7...with a **Pavel Datsyuk** goal near the end of the first period (18:48), **Kyle Palmieri** answered the call, scoring his third goal of the playoffs at 11:31 of the second (**Emerson Etem** assist)...falling behind 3-1 in the third, Etem (unassisted) and **Bobby Ryan** (**Corey Perry**, **Francois Beauchemin**) scored goals 51 seconds apart to tie the game (16:32 and 17:23, respectively)...**Jonas Hiller** made 25 saves on 29 shots in the OT loss.

**PP:** 0-0 **PK:** 1-3 **SF:** 37 **SA:** 29  
**TOI:** Lovejoy (22:32)  
**Three Stars:** 1. Zetterberg 2. Howard 3. Hiller

### GAME 7 (MAY 12, 2013) - ANAHEIM 2 VS. DETROIT 3

The Ducks failed to advance to the Conference Semifinals following a 3-2 regulation loss at Honda Center in Game 7 of the CQF...after falling behind early on a Henrik Zetterberg goal at 1:49 of the first, **Emerson Etem** evened the score with his third goal of the playoffs at 13:48 of the opening frame...**Francois Beauchemin** and **Jonas Hiller** assisted on the goal...the Ducks, who gave up a shorthanded goal at 16:37 of the first (Justin Abdelkader) and an even-strength goal at 13:45 of the second (Valtteri Filppula), clawed back to within one with a Beauchemin PPG with 3:17 remaining in regulation...Beauchemin's multi-point night tied his playoff career high (seventh time)...**Ryan Getzlaf** and **Cam Fowler** earned the assists on the goal...**Jonas Hiller** made 29 saves on 32 shots in the elimination contest.

**PP:** 1-4 **PK:** 0-2 **SF:** 33 **SA:** 32  
**TOI:** Fowler (26:36)  
**Three Stars:** 1. Zetterberg 2. Etem 3. Fowler

# 2011 DUCKS PLAYOFF STATS

			AVG												
POS	NO.	PLAYER	GP	TOI	G	A	PTS	+/-	PIM	PP	SH	GW	S	PCTG	
R	10	COREY PERRY	6	25:15	2	6	8	0	4	1	1	1	18	11.1	
R	8	TEEMU SELANNE	6	18:58	6	1	7	-3	12	4	0	0	25	24.0	
C	11	SAKU KOIVU	6	18:19	1	6	7	-2	6	0	0	0	7	14.3	
C	15	RYAN GETZLAF	6	24:01	2	4	6	0	9	0	0	1	17	11.8	
R	9	BOBBY RYAN	4	20:29	3	1	4	+2	2	0	0	0	10	30.0	
LW	33	JASON BLAKE	6	13:45	3	1	4	-3	0	2	0	0	17	17.6	
D	4	CAM FOWLER	6	22:13	1	3	4	+1	2	1	0	0	12	8.3	
D	17	LUBOMIR VISNOVSKY	6	21:21	0	3	3	-2	2	0	0	0	11	0.0	
C	64	BRANDON MCMILLAN	6	13:08	1	1	2	0	0	0	0	0	8	12.5	
D	23	FRANCOIS BEAUCHEMIN	6	23:32	0	2	2	+1	2	0	0	0	2	0.0	
L	39	MATT BELESKEY	6	11:14	1	0	1	-1	4	0	0	0	8	12.5	
D	5	LUCA SBISA	6	16:29	0	1	1	-4	8	0	0	0	2	0.0	
C	22	TODD MARCHANT	6	14:22	0	1	1	-3	4	0	0	0	4	0.0	
D	32	TONI LYDMAN	6	20:09	0	0	0	-2	2	0	0	0	5	0.0	
R	16	GEORGE PARROS	6	4:06	0	0	0	-1	16	0	0	0	3	0.0	
D	21	SHELDON BROOKBANK	4	14:35	0	0	0	-2	14	0	0	0	2	0.0	
C	63	NICK BONINO	4	11:36	0	0	0	-1	2	0	0	0	7	0.0	
D	3	ANDREAS LILJA	3	11:02	0	0	0	0	0	0	0	0	0	0.0	
L	37	JARKKO RUUTU	3	5:31	0	0	0	-1	12	0	0	0	0	0.0	
L	19	BRAD WINCHESTER	3	5:24	0	0	0	0	4	0	0	0	2	0.0	
RW	51	KYLE PALMIERI	1	10:07	0	0	0	0	0	0	0	0	1	0.0	
RW	42	DAN SEXTON	1	8:47	0	0	0	0	2	0	0	0	2	0.0	
D	25	ANDY SUTTON	1	8:18	0	0	0	0	2	0	0	0	0	0.0	
SW# GOALTENDER			GPI	MINS	AVG	W	L	EN	SO	GA	SA	SV%	G	A	PIM
29	RAY EMERY		6	319	3.20	2	3	1	0	17	165	.897	0	0	0
38	DAN ELLIS		1	41	5.85	0	1	0	0	4	24	.833	0	0	0
ANA GOALTENDING TOTALS			6	362	3.65	2	4	1	0	22	190	.884	0	0	0

The Anaheim Ducks wrapped up the 2010-11 regular season with a 47-30-5 record for 99 points, finishing second in the Pacific Division...the Ducks earned the Western Conference's fourth seed for the third time in franchise history (also 2008 and 1997) and faced the Nashville Predators for the first time in the Stanley Cup Playoffs... Anaheim and Nashville split the first two games at Honda Center as well as Games 3 and 4 at Bridgestone Arena...as the series shifted back to Anaheim, the Predators secured a come-from-behind overtime win in Game 5 and went on the close out the series in Game 6 at Bridgestone Arena...**Teemu Selanne** scored six goals in as many games, matching the club record for most goals in a playoff series (also Joffrey Lupul, 2006 CSF vs. Colorado)...following the series finale on Apr. 24, Selanne led all playoff skaters in goal scoring and tied for first in power play goals (4) while **Corey Perry** was tied for the league lead in points (2-6=8)...Selanne (6-1=7) and linemate **Saku Koivu** (1-6=7) were also tied for third among NHL postseason leaders in scoring...Selanne and Koivu had points in all six games of the series, the longest point streaks in the opening round of the playoffs...Teemu also recorded a four-game goal streak in Games 1-4, the longest such streak of the Conference Quarterfinals.



# 2011 DUCKS PLAYOFF NOTES



## WESTERN CONFERENCE QUARTERFINALS

### GAME 1 (APRIL 13, 2011) - ANAHEIM 1 VS. NASHVILLE 4

The Anaheim Ducks opened their 18th Stanley Cup Playoff series in franchise history with a 4-1 loss to the Nashville Predators in Game 1 of the Western Conference Quarterfinals at Honda Center... Nashville jumped out to a four-goal lead before **Teemu Selanne** scored Anaheim's first goal of the 2011 playoffs at 11:24 of the third period... **Saku Koivu** collected his first playoff point as a Duck (assist) while **Ryan Getzlaf** earned his 32nd career postseason assist on the Selanne tally... **Dan Ellis** took the loss in his first playoff start for Anaheim, stopping 20-of-24 shots... **Ray Emery** relieved Ellis in the third and closed out the game by turning away all six shots faced.

**PP:** 1-5    **PK:** 1-5    **SF:** 28    **SA:** 30  
**TOL:** Beauchemin (23:47)  
**Three Stars:** 1. Fisher 2. Rinne 3. Koivu

### GAME 2 (APRIL 15, 2011) - ANAHEIM 5 VS. NASHVILLE 3

The Ducks evened the series at a game apiece, jumping out to an early lead with two power play goals in the first period... taking advantage of a 5-on-3 situation, the Ducks scored two goals (one 5-on-3, one 5-on-4), the first by **Corey Perry** and the second by **Teemu Selanne**. **Bobby Ryan** scored the club's third goal at 7:12 of the second period and added an empty-netter with 53 seconds left in the contest... **Ryan Getzlaf** scored the game-winner at 15:57 of the second, his fifth career postseason GWG, ranking tied for second all-time among Ducks players (also Scott Niedermayer)... **Ryan** (2-0=2), **Perry** (1-2=3), **Getzlaf** (1-2=3), **Cam Fowler** (0-2=2) and **Francois Beauchemin** (0-2=2) all had multi-point games. **Saku Koivu** and **Lubomir Visnovsky** each picked up single assists... in his first postseason start since June 6, 2007 with Ottawa in the Stanley Cup Final, **Ray Emery** stopped 31-of-34 shots in the win.

**PP:** 2-5    **PK:** 2-6    **SF:** 28    **SA:** 34  
**TOL:** Beauchemin (26:05)  
**Three Stars:** 1. Getzlaf 2. Emery 3. Ryan

### GAME 3 (APRIL 17, 2011) - ANAHEIM 3 @ NASHVILLE 4

The Ducks battled back from a 2-0 deficit late in the second period, but their efforts fell short, falling to the Predators, 4-3 at Bridgestone Arena. **Teemu Selanne** scored goals exactly 30 seconds apart at 18:10 (PP) and 18:40 (EV) of the second period to tie the game... it was the fastest two goals by an individual in a postseason game since Petr Nedved scored twice in 11 seconds for the Penguins against the Capitals exactly 15 years prior to Game 3 on Apr. 17, 1996... it was Selanne's first multi-goal game since May 1, 2002 with San Jose in Game 1 of the CSF @ COL (2-0=2)... after David Legwand scored the go-ahead goal for Nashville, the Ducks answered back on **Matt Beleskey**'s first career postseason tally at 6:48 of the third... Mike Fisher scored the game-winner at 10:21 of the third... Selanne extended his goal streak to three games (4-0=4) and became the Ducks' all-time postseason leader in appearances in the contest (74 GP)... **Corey Perry** had his second straight multi-point game (0-2=2) while **Saku Koivu** extended his assist streak to three games (0-3=3)... **Ray Emery** stopped 33-of-37 shots in the loss.

**PP:** 1-2    **PK:** 1-6    **SF:** 16    **SA:** 37  
**TOL:** Perry (25:34)  
**Three Stars:** 1. Fisher 2. Selanne 3. Erat

### GAME 4 (APRIL 20, 2011) - ANAHEIM 6 @ NASHVILLE 3

Going into the third period with the game tied at 3-3, the Ducks' offense exploded for three goals in the final frame, winning Game 4 of the series by a score of 6-3... the club's six goals tied the franchise record for goals in a postseason game (also six goals on May 25, 2006 in Game 4 of the WCF @ EDM (6-3) & on June 6, 2007 in Game 5 of the SCF vs. OTT (6-2))... **Corey Perry**'s shorthanded goal (first postseason career SHG) at 1:17 of the third served as the game-winner... the Ducks jumped out to an early lead with goals 33 seconds apart in the first period by **Cam Fowler** (PP) and **Saku Koivu** (EV)... Nashville answered with two goals of their own, but **Teemu Selanne** scored a goal in his fourth straight game on the power play to give the Ducks another one-goal edge at 11:41 of the second... the Predators scored again just over two minutes later to make it 3-3... after Perry's SHG, **Ryan Getzlaf** (EV) and **Brandon McMillan** (EV) scored insurance goals at 4:51 and 6:46 of the third, respectively... Perry (1-2=3), Fowler (1-1=2), Getzlaf (1-1=2) and McMillan (1-1=2) each had multi-point nights, with McMillan's serving as the first two points of his postseason career... **Lubomir Visnovsky**, **Todd Marchant** and **Jason Blake** each recorded single assists... **Ray Emery** stopped 19-of-22 shots for his 20th career postseason win.

**PP:** 2-6    **PK:** 1-5    **SF:** 38    **SA:** 22  
**TOL:** Perry (26:49)  
**Three Stars:** 1. Perry 2. Getzlaf 3. Fowler

### GAME 5 (APRIL 22, 2011) - ANAHEIM 3 VS. NASHVILLE 4 OT

The Ducks were unable to hold a 3-2 lead in the third period, and with just over 36 seconds remaining in regulation, the Predators tied the game and went on to win in OT on Jerred Smithson's goal... after Nashville jumped out to a 1-0 lead in the first, **Jason Blake** responded with a PPG at 13:39 of the second period... **Bobby Ryan** made it 2-1 with a highlight-reel goal just 40 seconds into the third... after Nashville tied it up, Blake scored again at 14:16 of the third, his second career multi-goal game (also Apr. 10, 2004 w/NYI @ TB in Game 2 of the CQF)... Shea Weber tied it for the Predators with 36 seconds remaining in regulation... **Teemu Selanne** (5-1=6) and **Saku Koivu** (1-5=6) both extended their point streaks to five games, with Selanne picking up one assist and Koivu earning two... **Luca Sbisa** earned his first postseason assist on Blake's first goal... **Ray Emery** stopped 33-of-37 shots in the loss.

**PP:** 1-2    **PK:** 0-2    **SF:** 26    **SA:** 37  
**TOL:** Perry (26:49)  
**Three Stars:** 1. Smithson 2. Blake 3. Ryan

### GAME 6 (APRIL 24, 2011) - ANAHEIM 2 @ NASHVILLE 4

The Ducks were eliminated from the 2011 NHL Playoffs with a 4-2 loss to the Predators in Game 6 of the CQF at Bridgestone Arena... for the first time in the series, the team scoring first did not go on to win as **Teemu Selanne** scored at 10:22 of the first period... the goal was Selanne's sixth of the series to match a club record (also Jeffery Lupul vs. Colorado in 2006 CSF). **Jason Blake** also scored his third of the playoffs to even the score at 2-2- late in the second period... Nashville would go on to score twice in the third to hand Anaheim its third opening-round playoff loss in franchise history... **Bobby Ryan**, **Saku Koivu** and **Lubomir Visnovsky** all picked up single assists on the Selanne and Blake goals... **Ray Emery** turned away 26-of-29 shots in the decisive setback.

**PP:** 1-2    **PK:** 1-4    **SF:** 27    **SA:** 30  
**TOL:** Getzlaf (27:22)  
**Three Stars:** 1. Spaling 2. Tootoo 3. Rinne

# 2009 DUCKS PLAYOFF STATS

POS	NO.	PLAYER	GP	AVG												
				TOI	G	A	PTS	+/-	PIM	PP	SH	GW	OT	S	PCTG	
C	15	RYAN GETZLAF	13	24:08	4	14	18	3	25	1	0	0	0	25	16.0	
R	10	COREY PERRY	13	21:59	8	6	14	2	36	2	0	1	0	41	19.5	
D	27	SCOTT NIEDERMAYER	13	26:17	3	7	10	0	11	3	0	2	0	32	9.4	
D	25	CHRIS PRONGER	13	27:12	2	8	10	4	12	1	0	0	0	27	7.4	
R	9	BOBBY RYAN	13	19:40	5	2	7	0	0	2	0	1	0	49	10.2	
R	8	TEEMU SELANNE	13	15:08	4	2	6	-2	4	2	0	1	0	31	12.9	
D	19	RYAN WHITNEY	13	21:33	1	5	6	-1	9	1	0	0	0	9	11.1	
C	20	RYAN CARTER	10	12:14	2	3	5	0	0	1	0	0	0	18	11.1	
L	18	DREW MILLER	13	16:08	2	1	3	1	2	0	0	1	0	23	8.7	
D	34	JAMES WISNIEWSKI	12	20:22	1	2	3	0	10	0	0	0	0	16	6.3	
C	48	ANDREW EBBETT	13	13:11	1	2	3	-1	8	0	0	0	0	16	6.3	
L	44	ROB NIEDERMAYER	13	16:13	0	3	3	1	12	0	0	0	0	7	.0	
C	22	TODD MARCHANT	13	19:55	1	1	2	0	16	0	0	1	1	18	5.6	
C	26	ERIK CHRISTENSEN	8	10:37	0	2	2	-1	0	0	0	0	0	10	.0	
R	13	MIKE BROWN	13	8:27	0	2	2	0	25	0	0	0	0	6	.0	
D	23	FRANCOIS BEAUCHEMIN	13	21:24	1	0	1	1	15	0	0	0	0	9	11.1	
D	53	BRETT FESTERLING	1	14:34	0	0	0	-1	0	0	0	0	0	0	.0	
L	12	JOSH GREEN	5	5:53	0	0	0	0	0	0	0	0	0	2	.0	
R	16	GEORGE PARROS	7	5:32	0	0	0	0	9	0	0	0	0	5	.0	
C	17	PETTERI NOKELAINEN	9	8:42	0	0	0	-1	2	0	0	0	0	2	.0	
D	21	SHELDON BROOKBANK	13	11:12	0	0	0	-1	18	0	0	0	0	3	.0	

SW#	GOALTENDER	GPI	MINS	AVG	W	L	EN	SO	GA	SA	SV%	G	A	PIM
35	JEAN-SEBASTIEN GIGUERE	1	17	.00	0	0	1	0	0	6	1.000	0	0	0
1	JONAS HILLER	13	807	2.23	7	6	1	2	30	524	.943	0	0	0
<b>ANA GOALTENDING TOTALS</b>		<b>13</b>	<b>827</b>	<b>2.32</b>	<b>7</b>	<b>6</b>	<b>2</b>	<b>2</b>	<b>32</b>	<b>532</b>	<b>.940</b>	<b>0</b>	<b>0</b>	<b>0</b>

The Anaheim Ducks earned their franchise-record fourth consecutive trip to the Stanley Cup Playoffs in 2008-09, finishing second in the Pacific Division and eighth in the Western Conference with a 42-33-7 record for 91 points. The Ducks opened the postseason against the NHL's top team in the regular season, the San Jose Sharks. The series marked just the second NHL playoff meeting between two California teams and the first since the 1969 Western Conference Quarterfinals when the Los Angeles Kings beat the Oakland Seals in seven games. With a 4-2 series win over San Jose, the Ducks became the fifth team to upset the NHL's best regular season team (by standings points) in the first round since the Expansion Era began (1967-68). The Ducks were also just the 11th team in NHL history to defeat a team who earned 110-or-more standings points during the regular season in the first round. With the series victory, Anaheim advanced to the second round to face Detroit for the fifth time in franchise history. The Ducks stretched the Western Conference Semifinals to seven games before falling short in Game 7 at Detroit. Center **Ryan Getzlaf** led the team in postseason scoring with 4-14=18 points while goaltender **Jonas Hiller** posted a 7-6 record with two shutouts, a 2.23 GAA and .943 SV% in his Stanley Cup Playoff debut.

# 2009 DUCKS PLAYOFF NOTES



## WESTERN CONFERENCE QUARTERFINALS

### GAME 1 (APRIL 16, 2009) - ANAHEIM 2 @ SAN JOSE 0

The Ducks were able to shut down the Sharks' potent power play (stopping all six attempts) and scored an extra-man marker of their own en route to 2-0 shutout in Game 1...it was the club's first postseason shutout since May 30, 2007 in Game 2 of the Stanley Cup Final vs. Ottawa (1-0)...it was also the club's first road shutout in the Stanley Cup Playoffs since May 3, 2006 in the series deciding Game 7 of the Conference Quarterfinal Series at Calgary (3-0)...defenseman **Scott Niedermayer** broke the scoreless tie at 5:18 of the third period on the club's third power play attempt of the game...center **Ryan Getzlaf** and defenseman **Ryan Whitney** (first playoff point as a Duck) picked up the assists...it was Niedermayer's seventh career postseason game-winning goal and his fourth with Anaheim...after coming out of the penalty box for elbowing, Getzlaf scored a goal on a pass from right wing **Mike Brown** to provide an insurance goal for the Ducks, making the score 2-0...it was Brown's first career postseason point...in his Stanley Cup Playoffs debut, goaltender **Jonas Hiller** stopped all 35 shots he faced for the shutout...he was first goalie in over five years to post a shutout in his postseason debut.

PP: 1-4 PK: 0-6 SF: 35 SA: 17  
TOI: S. Niedermayer (24:42)  
Three Stars: 1. Hiller 2. Getzlaf 3. Marchant

### GAME 2 (APRIL 19, 2009) - ANAHEIM 3 @ SAN JOSE 2

The Ducks took a two games-to-none lead in their Western Conference Quarterfinal series against the San Jose Sharks with a 3-2 victory at HP Pavilion...with a six-for-six performance in Game 2, the Ducks improved to a perfect 12-for-12 on the penalty kill against the Sharks...all three Ducks goal scorers had begun the season in Iowa (AHL)...right wing **Bobby Ryan** opened the scoring at the 3:45 mark of the first period, beating Evgeni Nabokov with a second-attempt effort on the power play...after Ryan Clowe scored San Jose's first goal of the postseason early in the second, the Ducks reclaimed the lead on center **Andrew Ebbett's** go-ahead goal at 9:44 of the third...left wing **Drew Miller** collected the game-winner at 13:17 of the third, making a winner out of starting goaltender **Jonas Hiller**, who stopped 42-of-44 shots for his second consecutive win...six Ducks recorded single assists in the victory, including right wing **Teemu Selanne**, center **Erik Christensen**, left wing **Rob Niedermayer**, and defensemen **Scott Niedermayer**, **James Wisniewski** and **Ryan Whitney**.

PP: 1-2 PK: 0-6 SF: 26 SA: 44  
TOI: S. Niedermayer (26:51)  
Three Stars: 1. Hiller 2. Cheechoo 3. S. Niedermayer

### GAME 3 (APRIL 21, 2009) - ANAHEIM 3 VS. SAN JOSE 4

The Western Conference Quarterfinal series shifted to Southern California for Game 3 but despite the change of location, the visiting team came away with the win for the third consecutive game...the San Jose Sharks earned their first win of the series with a 4-3 victory over the Ducks at Honda Center, reducing Anaheim's lead in the series to two games to one...San Jose opened the scoring early in the first for its first lead of the series and never trailed in the game...Anaheim tied the game on three separate occasions before Patrick Marleau scored the game-winning goal at 10:33 of the third...the final score marked the first career playoff loss for goaltender **Jonas Hiller**, who turned away 31-of-35 shots...right wing **Bobby Ryan** and defensemen **Chris Pronger** and **James Wisniewski** all scored their first goals of the 2009 playoffs while center **Ryan Getzlaf** and defenseman **Ryan Whitney** each earned an assist.

PP: 1-4 PK: 2-3 SF: 30 SA: 35  
TOI: S. Niedermayer (26:21)  
Three Stars: 1. Boyle 2. Pronger 3. Blake

### GAME 4 (APRIL 23, 2009) - ANAHEIM 4 VS. SAN JOSE 0

Right wing **Bobby Ryan** became the second rookie in franchise history to score two goals in a playoff game while goaltender **Jonas Hiller** posted his second career postseason shutout as the Ducks blanked the Sharks, 4-0...the shutout marked the Ducks' first home shutout in the postseason since May 30, 2007 in Game 2 of the SCF vs. OTL...Ryan scored the Ducks' opening two goals of the game, with the first accounting for the game-winner...the only other Ducks rookie to score two goals in a playoff game was defenseman **Francois Beauchemin** in Game 3 of the CQF, Apr. 25, 2006 vs. CGY...Ryan's linemates, center **Ryan Getzlaf** (0-2-2) and **Corey Perry** (1-1-2) also had multiple-point nights...defenseman **Ryan Whitney** collected an assist on Ryan's first goal, extending his point streak to four consecutive games, which co-lead the NHL at the conclusion of the game...defenseman **Chris Pronger**, left wing **Rob Niedermayer** and center **Todd Marchant** each tallied a helper in the game...left wing **Drew Miller** scored his second career playoff goal, an empty-netter with 41 seconds remaining on the clock...Hiller was perfect in net, stopping all 31 shots he faced...the Ducks were also perfect on the penalty kill for the third game of the series.

PP: 0-4 PK: 0-2 SF: 26 SA: 31  
TOI: C. Pronger (25:00)  
Three Stars: 1. Ryan 2. Hiller 3. Wisniewski

### GAME 5 (APRIL 25, 2009) - ANAHEIM 2 @ SAN JOSE 3 OT

The San Jose Sharks reduced the Ducks' Western Conference Quarterfinal series lead to one game with a 3-2 overtime victory in Game 5 at HP Pavilion, the first overtime contest of the series...holding true to form, the team to score first improved to 5-0 while the home team won its second straight after the visitors took the first three games of the series...the Sharks jumped out to a 2-0 lead with goals by Joe Thornton and Devin Setoguchi in the first and second periods, respectively...the Ducks responded with a two-goal third period to force overtime...center **Ryan Carter** got Anaheim on the scoreboard with his first career playoff goal (Nabokov) 55 seconds in the third before right wing **Corey Perry** tied the game with his second of the playoffs at 4:42 of the third...defenseman **Scott Niedermayer** (0-2-2) and centers **Ryan Getzlaf** (0-1-1) and **Andrew Ebbett** (0-1-1) drew assists on the third-period goals...the teams went scoreless through the remainder of regulation, pushing the game to OT...Patrick Marleau held off elimination for the Sharks with his game-winner at 6:02 of OT...in a tough-luck loss, goaltender **Jonas Hiller** stopped 45-of-48 shots in his first career postseason overtime game.

PP: 0-3 PK: 1-3 SF: 25 SA: 48  
TOI: R. Whitney (28:11)  
Three Stars: 1. Marleau 2. Thornton 3. S. Niedermayer

### GAME 6 (APRIL 27, 2009) - ANAHEIM 4 VS. SAN JOSE 1

The Ducks broke a scoreless tie at 13:03 of the second period, followed by two more unanswered goals to defeat the Sharks in Game 6 of the CQF and advance to the CSF...right wing **Corey Perry** put the Ducks on the board with a power play goal to tie the game at 12:33 of the first period...right wing **Teemu Selanne** scored a power play goal at 13:03 of the second, which would prove to be the game-winner...it was the 10th postseason game-winner of his career and first since May 20, 2007 in Game 5 of the WCF at Detroit...defenseman **Francois Beauchemin** scored his first goal of the postseason just 1:23 after Selanne's marker...center **Ryan Getzlaf** scored at 17:06 of the third to add another insurance goal...Getzlaf completed the "Gordie Howe hat trick," collecting an assist on Perry's goal while also squaring off against San Jose center Joe Thornton just two seconds into the contest...defenseman **Chris Pronger** added two assists while defenseman **Scott Niedermayer**, centers **Mike Brown** and **Ryan Carter** and left wingers **Rob Niedermayer** and **Drew Miller** each notched a single assist...the Ducks scored on the power play for the fourth game in the series...goaltender **Jonas Hiller** won his fourth career postseason game, stopping 36-of-37 shots.

PP: 2-5 PK: 1-4 SF: 32 SA: 37  
TOI: S. Niedermayer (27:59)  
Three Stars: 1. Hiller 2. Pronger 3. S. Niedermayer

# 2009 DUCKS PLAYOFF NOTES

## WESTERN CONFERENCE SEMIFINALS

### GAME 1 (MAY 1, 2009) - ANAHEIM 2 @ DETROIT 3

Detroit's Nicklas Lidstrom scored the second of his two goals with just 49 seconds remaining in the game, breaking the 2-2 tie and giving the Red Wings a 3-2 win and 1-0 series lead at Joe Louis Arena...the loss moved Anaheim's lifetime postseason record in Detroit to 4-6...right wing **Corey Perry** gave the Ducks an early one-goal lead, putting the club on the board at 7:28 of the first period...Perry extended his goal streak to four games...following two Detroit goals, right wing **Teemu Selanne** scored a power play goal for the Ducks with just 17 seconds remaining in the second, sending the two clubs into the dressing room with a 2-2 tie at intermission...in his 50th career postseason contest, center **Ryan Getzlaf** collected assists on both Anaheim goals, extending his assist streak to five games...he also led the club in TOI with 27:55...defenseman **Chris Pronger** also registered assists on both the Perry and Selanne goals...goaltender **Jonas Hiller** was handed the tough-luck loss, stopping 34-of-37 shots on net.

PP: 1-3 PK: 2-6 SF: 24 SA: 37  
TOI: R. Getzlaf (27:55)

Three Stars: 1. Lidstrom 2. Franzen 3. Getzlaf

### GAME 2 (MAY 3, 2009) - ANAHEIM 4 @ DETROIT 3 TOT

Center **Todd Marchant** broke a 3-3 tie in the third overtime period to propel the Ducks to a 4-3 victory over the Red Wings at Joe Louis Arena in Game 2 of the Western Conference Semifinals...Marchant's second career playoff overtime goal evened the series at a game apiece as Anaheim won its fifth consecutive overtime game against Detroit...the contest marked the longest game for Anaheim since Game 1 of the CSF at Dallas on Apr. 24, 2003 (W, 4-3 in 5 OT) and third triple overtime game against the Red Wings...goaltender **Jonas Hiller** stopped 59-of-62 shots, marking the most saves by an Anaheim netminder since J.S. Giguere made 63 stops in Game 1 of the CQF on Apr. 10, 2003 at Detroit...the game opened with Anaheim and Detroit scoring twice in the first period as center **Ryan Getzlaf** and defenseman **Chris Pronger** netted goals for the Ducks...center **Ryan Carter** gave Anaheim a 3-2 lead with a power play goal at 4:42 of the second before Detroit forced overtime with Johan Franzen's game-tying goal at 5:19 of the third...after two scoreless overtime periods, Marchant ended the drama at 1:15 of the third extra frame, the lone assist going to defenseman **James Wisniewski**...Getzlaf led all skaters with 1-2-3 points while right wing Corey Perry recorded the only other multiple-point game with a pair of assists (0-2-2)...defenseman **Scott Niedermayer** (0-1-1) and right wing **Bobby Ryan** (0-1-1) also earned assists in the victory...Pronger paced all skaters with 46:21 TOI.

PP: 2-4 PK: 1-3 SF: 46 SA: 62  
TOI: C. Pronger (46:21)

Three Stars: 1. Hiller 2. Franzen 3. Pronger

### GAME 3 (MAY 5, 2009) - ANAHEIM 2 VS. DETROIT 1

Returning to Honda Center for Game 3 of the Western Conference Semifinals, the Ducks edged the Red Wings, 2-1, to take a 2-1 lead in the best-of-7 series...goaltender **Jonas Hiller** turned in another strong playoff performance, stopping 45-of-46 shots for his second consecutive win and sixth of the playoffs...Hiller faced 11 shots in the first period, 17 in the second and 18 in the third, allowing only a Henrik Zetterberg power play goal at 14:20 of the middle frame...right wing **Teemu Selanne** opened the scoring at 12:49 of the first, converting on a breakaway pass from center **Ryan Carter**, who collected his second assist of the playoffs...defenseman **Scott Niedermayer's** power play goal at 8:16 of the second marked his eighth career playoff game-winner, tied for second all-time among defensemen in the postseason...center **Ryan Getzlaf** and defenseman **Chris Pronger** drew assists on the Niedermayer goal.

PP: 1-4 PK: 1-5 SF: 23 SA: 46  
TOI: C. Pronger (26:55)

Three Stars: 1. Hiller 2. Pronger 3. Zetterberg

### GAME 4 (MAY 7, 2009) - ANAHEIM 4 VS. DETROIT 6

Fueled by two-goal outings from center Johan Franzen and right wing Marian Hossa, the Red Wings defeated the Ducks, 6-3, at Honda Center to even the Western Conference Semifinals at two games apiece...Anaheim

right wing **Corey Perry** opened the scoring at 0:42 of the first period, tying a franchise postseason record for the fastest goal scored to start a game (Petr Sykora scored 42 seconds into Game 5 of the 2003 Stanley Cup Final, June 5, 2003 at New Jersey)...Franzen scored twice in the latter half of the period as Detroit would not trail for the remainder of the night...Perry, who scored his second goal of the game at 11:03 of the second period, finished with a playoff career-high 2-1-3 points and his first career postseason multiple-goal game...defenseman **Scott Niedermayer** also scored for Anaheim at 10:03 of the third, marking his team-leading third power play goal of the playoffs...center **Ryan Getzlaf** (0-2-2) had a pair of assists and defenseman **Chris Pronger** (0-1-1) added a single helper in the setback...goaltender **Jonas Hiller** turned away 28-of-33 shots before being relieved by **J.S. Giguere**, who stopped all six shots in his 2009 playoff debut...the game drew a club-record 17,601 fans, besting the previous mark of 17,597 set on Jan. 2, 2009 vs. Philadelphia.

PP: 1-3 PK: 1-5 SF: 28 SA: 40  
TOI: S. Niedermayer (24:59)  
Three Stars: 1. Franzen 2. Hossa 3. Perry

### GAME 5 (MAY 10, 2009) - ANAHEIM 1 @ DETROIT 4

With a 4-1 defeat in Game 5 of the Western Conference Semifinals at Joe Louis Arena, the Ducks lost their second consecutive game to the Red Wings to fall behind in the best-of-7 series three games to two...after a scoreless first period, Detroit erupted for two goals 39 seconds apart in the second courtesy of Johan Franzen and Jiri Hudler...at 15:57 of the second, defenseman **Ryan Whitney** scored his first goal as a Duck on the power play to bring Anaheim back to within one of Detroit...centers **Eric Christensen** and **Andrew Ebbett** drew assists on Whitney's goal...the Ducks would not find the back of the net again despite several quality scoring chances against Detroit netminder Chris Osgood...Anaheim goaltender **Jonas Hiller** stopped 34-of-37 shots, including 15 in the second, in the tough-luck loss...the Ducks went a perfect three-for-three on the penalty kill for the first time in the series.

PP: 1-3 PK: 0-3 SF: 17 SA: 38  
TOI: C. Pronger (26:30)

Three Stars: 1. Zetterberg 2. Ericsson 3. Datsyuk

### GAME 6 (MAY 12, 2009) - ANAHEIM 2 VS. DETROIT 1

The Ducks forced the series to a decisive Game 7 with a 2-1 victory at Honda Center...top-liners **Ryan Getzlaf** and **Corey Perry** figured in on each of the goals...on the first goal, Getzlaf tipped in the puck off a deflection from Perry on the power play...on the second goal, Perry tipped the puck in the net off a shot by Getzlaf from the blueline...defenseman **Scott Niedermayer** also registered an assist on the Getzlaf goal while right wing **Bobby Ryan** notched a helper on Perry's game-winner...it was Perry's second career GWG (also in Game 3 of the CSF, Apr. 29, 2007 @ VAN) and the first of 2009...the club held the Red Wings scoreless for 56:25 until Detroit's Johan Franzen scored a goal at 17:35 of the third period on the power play...**Jonas Hiller** stopped 38-of-39 shots for his fifth game of the postseason in which he allowed one-goal-or-less...the Ducks improved their lifetime Game 6 record to 7-1 and a perfect 6-0 at home.

PP: 1-5 PK: 1-4 SF: 28 SA: 39  
TOI: C. Pronger (26:36)

Three Stars: 1. Hiller 2. Getzlaf 3. S. Niedermayer

### GAME 7 (MAY 14, 2009) - ANAHEIM 3 @ DETROIT 4

Detroit's Dan Cleary scored the game- and series-winning goal with three minutes left in regulation as the Ducks were eliminated from the Stanley Cup Playoffs with a 4-3 loss to the Red Wings in Game 7 of the CSF at Joe Louis Arena...Anaheim rallied from 2-0 and 3-1 deficits with goals from right wings **Teemu Selanne**, **Corey Perry** and **Bobby Ryan**...Ryan's goal at the 7:37 mark of the third period tied the game at 3-3, erasing a Detroit lead that had stood since 15:53 of the first...goaltender **Jonas Hiller** was once again strong in net for the Ducks with 36 saves on 40 shots, including 17 in the first period...Perry, Selanne, center **Ryan Carter** and defensemen **Scott Niedermayer**, **Chris Pronger** and **Ryan Whitney** all drew single assists in the setback, Anaheim's third Game 7 defeat in franchise history.

PP: 1-5 PK: 1-5 SF: 27 SA: 40  
TOI: C. Pronger (28:23)

Three Stars: 1. Cleary 2. Helm 3. Selanne



# 2008 DUCKS PLAYOFF STATS



POS	NO.	PLAYER	GP	AVG		G	A	PTS	+/-	PIM	PP	SH	GW	OT	S	PCTG
				TOI												
D	25	CHRIS PRONGER	6	24:13		2	3	5	-1	12	2	0	1	0	12	16.7
C	15	RYAN GETZLAF	6	20:29		2	3	5	-2	6	1	0	0	0	14	14.3
R	8	TEEMU SELANNE	6	19:34		2	2	4	-1	6	2	0	1	0	20	10.0
R	10	COREY PERRY	3	14:54		2	1	3	1	8	0	0	0	0	7	28.6
C	22	TODD MARCHANT	6	17:39		2	0	2	1	0	0	0	0	0	8	25.0
D	21	SEAN O'DONNELL	6	15:31		1	1	2	3	2	0	0	0	0	3	33.3
L	32	TRAVIS MOEN	6	14:08		1	1	2	-1	2	0	0	0	0	4	25.0
D	27	SCOTT NIEDERMAYER	6	24:24		0	2	2	-2	4	0	0	0	0	7	.0
R	4	TODD BERTUZZI	6	14:14		0	2	2	-2	14	0	0	0	0	11	.0
L	14	CHRIS KUNITZ	6	18:30		0	2	2	-2	8	0	0	0	0	14	.0
D	11	MATHIEU SCHNEIDER	6	20:29		1	0	1	-3	8	0	0	0	0	7	14.3
C	39	DOUG WEIGHT	5	7:38		0	1	1	1	4	0	0	0	0	2	.0
D	40	KENT HUSKINS	6	14:34		0	1	1	-3	2	0	0	0	0	2	.0
R	16	GEORGE PARROS	1	2:42		0	0	0	0	0	0	0	0	0	0	.0
C	44	ROB NIEDERMAYER	2	13:46		0	0	0	-1	0	0	0	0	0	1	.0
C	17	BRIAN SUTHERBY	5	5:28		0	0	0	0	2	0	0	0	0	3	.0
L	24	BRAD MAY	6	6:55		0	0	0	1	4	0	0	0	0	6	.0
C	26	SAMUEL PAHLSSON	6	18:18		0	0	0	1	0	0	0	0	0	5	.0
D	23	FRANCOIS BEAUCHEMIN	6	21:01		0	0	0	2	26	0	0	0	0	4	.0
C	20	*RYAN CARTER	6	11:02		0	0	0	-2	6	0	0	0	0	6	.0

SW#	GOALTENDER	GPI	MINS	AVG	W	L	EN	SO	GA	SA	SV%	G	A	PIM
35	JEAN-SEBASTIEN GIGUERE	6	358	3.18	2	4	1	0	19	187	.898	0	1	0
ANA GOALTENDING TOTALS		6	360	3.33	2	4	1	0	20	188	.894	0	1	0

\* = Rookie



# 2008 DUCKS PLAYOFF NOTES

The Anaheim Ducks completed the 2007-08 regular season with a mark of 47-27-8 record for 102 points, finishing second in the Pacific Division and fourth in the Western Conference. The Ducks advanced to the NHL Playoffs for a franchise-record third consecutive season and faced the fifth-seed Dallas Stars for the second time in club postseason history. Holding home ice advantage, Anaheim lost Games 1 and 2 at Honda Center before earning its first win in Game 3 at American Airlines Center. A Game 4 loss in Dallas forced the Ducks into a must-win situation for the remainder of the series. Anaheim responded with a convincing victory in Game 5 before the 77th consecutive sellout at Honda Center but was eventually eliminated with a Game 6 loss in Dallas. It was just the second first-round exit in six NHL Playoffs for the Ducks and the first since the 1999 postseason. Center **Ryan Getzlaf** and defenseman **Chris Pronger** finished tied for the team scoring lead with 2-3=5 points each while right wing **Teemu Selanne** finished third with 2-2=4 points.

## WESTERN CONFERENCE QUARTERFINALS

### GAME 1 (APRIL 10, 2008) - ANAHEIM 0 VS. DALLAS 4

Special teams won the game for Dallas, scoring four power play goals as the Ducks fell to the Stars, 4-0, in Game 1 of the Western Conference Quarterfinals...Dallas forwards Steve Ott, Loui Eriksson, Jere Lehtinen and Brenden Morrow scored a power play goal each...Morrow also picked up two assists for a three-point game...both Mike Ribeiro and Stephane Robidas each earned two assists...Stars goaltender Marty Turco stopped all 23 Ducks shots...**J.S. Giguere** turned away 33-of-37 shots in the loss...**Bobby Ryan** made his NHL career postseason debut, recording one shot with 13:13 TOI...**Scott Niedermayer** had a game-high 24:45 TOI.

PP: 0-3 PK: 4-7 SF: 23 SA: 37

TOI: S. Niedermayer (24:45)

Three Stars: 1. Ribeiro 2. May 3. Turco

### GAME 2 (APRIL 12, 2008) - ANAHEIM 2 VS. DALLAS 5

The Stars jumped out to an early 2-0 lead, but the Ducks answered back as **Teemu Selanne** scored a power play goal at 3:41 of the first period...**Scott Niedermayer** and **Ryan Getzlaf** notched the assists on the Selanne goal...**Travis Moen** evened the score with an even-strength goal at 16:19 of the second with **Todd Bertuzzi** earning the single assist...the Ducks failed to capitalize on two early third-period power play attempts...Mike Modano scored the eventual game-winner for the Stars on the power play at 5:47 of the third...Brad Richards followed with another goal less than a minute later to extend the Stars lead to two goals...Loui Eriksson scored the Stars' fifth and final goal at 14:36 of the third...**J.S. Giguere** stopped 25-of-30 shots in the loss.

PP: 1-6 PK: 2-6 SF: 22 SA: 30

TOI: C. Pronger (25:02)

Three Stars: 1. Richards 2. Getzlaf 3. Ribeiro

### GAME 3 (APRIL 15, 2008) - ANAHEIM 4 @ DALLAS 2

The Ducks became contenders in the series, cutting the Stars' lead to two games to one with a 4-2 victory in Game 3 of the CQF...**Todd Marchant** opened the scoring for the Ducks with a goal at 6:39 of the first period for his first postseason goal since Game 3 of the WCF, May 23, 2006 at Edmonton...**Travis Moen** and **Chris Pronger** assisted on Marchant's goal...**Ryan Getzlaf** scored an unassisted goal, his first of the 2008 postseason, at 10:09 of the first...Pronger scored his first of two goals on the power play at 14:31 of the first, giving the Ducks a 3-0 lead...**Todd Bertuzzi** and **Doug Weight** each earned assists...Pronger pushed the score to 4-0 with another power play tally at 5:34 of the second...**Teemu Selanne** and Getzlaf provided the helpers...it was the first multi-goal game of Pronger's postseason career and tied the club record for points in a playoff game by a defenseman (also a career high)...in addition, his two goals tied a club record for most goals by a defenseman in a postseason contest...**J.S. Giguere** stopped 31-of-33 shots in the victory.

PP: 2-4 PK: 2-7 SF: 15 SA: 33

TOI: S. Niedermayer (26:56)

Three Stars: 1. Pronger 2. Morrow 3. Giguere

### GAME 4 (APRIL 17, 2008) - ANAHEIM 1 @ DALLAS 3

All four of the game's goals were scored at even strength, as the Stars bested the Ducks, 3-1, in Game 4 of the CQF at American Airlines Center...after giving up a goal at 16:39 of the first period to Dallas' Joel Lundqvist, the score remained the same until 9:01 of the third period when Dallas' Stu Barnes put the Stars up, 2-0...Steve Ott added another Dallas goal at 17:17 of the third...**Mathieu Schneider** spoiled the Dallas shutout, scoring with 0:08 seconds remaining in the game...**Corey Perry**, returning for his first postseason contest after missing six weeks with a lacerated right quadriceps tendon, collected an assist on Schneider's goal...**Kent Huskins** also picked up an assist on the Ducks' lone goal, his second career postseason point...**J.S. Giguere** stopped 17-of-20 shots in the loss.

PP: 0-5 PK: 0-6 SF: 28 SA: 20

TOI: S. Niedermayer (25:32)

Three Stars: 1. Turco 2. Barnes 3. Modano

### GAME 5 (APRIL 18, 2008) - ANAHEIM 5 VS. DALLAS 2

Anaheim extended the series to a sixth game with a 5-2 victory at Honda Center...**Corey Perry** scored his first goal of the postseason at 8:25 of the first period, with **Sean O'Donnell** collecting the assist...the Ducks' next two goals were scored on the power play, with **Ryan Getzlaf** scoring at 11:03 of the second and **Teemu Selanne** (GWG) scoring at 0:48 of the third...O'Donnell added an insurance goal at 12:05 of the third, his first goal in the postseason since Game 3 of the WCF, May 23, 2006 at Edmonton...he also established a career high for points in a postseason contest (1-1=2)...**Chris Pronger** and **Chris Kunitz** each had a two-assist night while Getzlaf and Selanne also collected single assists...**Todd Marchant** scored his second goal of the postseason with an empty-netter at 18:36 of the third...**J.S. Giguere** earned his second victory of the 2008 playoffs, stopping 40-of-42 shots...the Ducks were perfect on the penalty kill, going 7-for-7...the club scored two power play goals for the second time in the series.

PP: 2-3 PK: 0-7 SF: 42 SA: 32

TOI: C. Pronger (27:14)

Three Stars: 1. Giguere 2. Selanne 3. Ribeiro

### GAME 6 (APRIL 20, 2008) - ANAHEIM 1 VS. DALLAS 4

The Ducks were eliminated from the 2008 NHL Playoffs with a 4-1 loss to the Stars in Game 6 of the CQF at American Airlines Center...**Corey Perry** opened the scoring with his second goal as in many games, successfully converting at the 2:11 mark of the second period...assists went to **Scott Niedermayer** and **J.S. Giguere**, who collected his first playoff point since the 2003 postseason...Dallas clinched the series victory with four goals in the third period, including tallies from Stephane Robidas, Stu Barnes, Loui Eriksson and Mike Modano...Giguere finished with 22 saves on 26 shots...the setback marked Anaheim's first opening-round loss since 1999.

PP: 0-3 PK: 2-5 SF: 18 SA: 26

TOI: S. Niedermayer (25:23)

Three Stars: 1. Robidas 2. Morrow 3. Barnes

# 2007 DUCKS PLAYOFF STATS



POS	NO.	PLAYER	GP	AVG														
					TOI	G	A	PTS	+/-	PIM	PP	SH	GW	OT	S	PCTG		
C	15	RYAN GETZLAF	21	21:43	7 10	17	1	32	3	1	32	3	1	3	0	57	12.3	
R	10	COREY PERRY	21	16:29	6 9	15	5	37	1	0	1	0	1	0	58	10.3		
R	8	TEEMU SELANNE	21	19:07	5 10	15	1	10	0	0	2	1	60	8.3				
D	25	CHRIS PRONGER	19	30:11	3 12	15	10	26	1	0	0	0	0	58	5.2			
C	19	ANDY MCDONALD	21	18:37	10 4	14	6	10	5	0	0	0	0	64	15.6			
L	32	TRAVIS MOEN	21	17:18	7 5	12	5	22	0	0	3	1	34	20.6				
C	26	SAMUEL PAHLSSON	21	19:25	3 9	12	10	20	0	0	2	0	30	10.0				
D	27	SCOTT NIEDERMAYER	21	29:50	3 8	11	2	26	1	0	2	2	42	7.1				
C	44	ROB NIEDERMAYER	21	18:34	5 5	10	9	39	0	1	1	0	42	11.9				
D	23	FRANCOIS BEAUCHEMIN	20	30:33	4 4	8	2	16	4	0	0	0	58	6.9				
R	17	*DUSTIN PENNER	21	14:04	3 5	8	4	2	0	0	2	0	37	8.1				
L	14	CHRIS KUNITZ	13	17:47	1 5	6	1	19	0	0	0	0	28	3.6				
C	22	TODD MARCHANT	11	15:44	0 3	3	-1	12	0	0	0	0	19	.0				
D	5	RIC JACKMAN	7	6:04	1 1	2	2	2	1	0	0	0	2	50.0				
D	21	SEAN O'DONNELL	21	20:20	0 2	2	8	10	0	0	0	0	13	.0				
L	24	BRAD MAY	18	7:21	0 1	1	-1	28	0	0	0	0	14	.0				
D	40	KENT HUSKINS	21	11:44	0 1	1	4	11	0	0	0	0	5	.0				
C	13	MARK HARTIGAN	1	3:34	0 0	0	0	0	0	0	0	0	0	.0				
D	34	*AARON ROME	1	11:01	0 0	0	-2	0	0	0	0	0	0	.0				
R	46	JOE MOTZKO	3	3:54	0 0	0	0	2	0	0	0	0	2	.0				
L	18	*ANDREW MILLER	3	6:59	0 0	0	1	2	0	0	0	0	3	.0				
C	52	*RYAN CARTER	4	3:12	0 0	0	-1	0	0	0	0	0	0	.0				
R	16	GEORGE PARROS	5	3:49	0 0	0	0	10	0	0	0	0	1	.0				
R	38	*RYAN SHANNON	11	4:03	0 0	0	0	6	0	0	0	0	5	.0				
L	45	SHAWN THORNTON	15	3:57	0 0	0	-3	19	0	0	0	0	5	.0				
D	33	JOE DIPENTA	16	8:12	0 0	0	0	4	0	0	0	0	3	.0				

SW#	GOALTENDER	GPI	MINS	AVG	W	L	T	EN	SO	GA	SA	SV %	G	A	PIM
35	J.S. GIGUERE	18	1067	1.97	13	4		0	1	35	451	.922	0	0	0
30	ILYA BRYZGALOV	5	267	2.25	3	1		0	0	10	128	.922	0	0	0
<b>ANA GOALTENDING TOTALS</b>		<b>21</b>	<b>1341</b>	<b>2.01</b>	<b>16</b>	<b>5</b>		<b>0</b>	<b>1</b>	<b>45</b>	<b>579</b>	<b>.922</b>			

\* = Rookie



# 2007 DUCKS PLAYOFF NOTES

## CUP IN CALIFORNIA

By securing their first Stanley Cup championship in franchise history, the Anaheim Ducks also became the first team from California to win the Stanley Cup...their appearance in the Final marked just the fifth time since 1926 that a West Coast team competed for the Stanley Cup (also Vancouver (1982 & 1994), Los Angeles (1993) & Anaheim (2003))...the Ducks were the first West Coast team to win the Stanley Cup since the 1925 Victoria Cougars and the first U.S. team to win it since the 1917 Seattle Metropolitans.

## KEEPING IT IN THE FAMILY

**Rob** and **Scott Niedermayer** were the first set of brothers to win the Stanley Cup together since Brent and Duane Sutter won with the 1983 New York Islanders (they also won Cup with Islanders in 1982)...they were the first set of brothers to compete on the same team in the Stanley Cup Final since Rich and Ron Sutter played for the Philadelphia Flyers in the 1985 Final vs. the Edmonton Oilers (lost)...the Niedermayers were also the first brother combination on opposing clubs to appear in the Stanley Cup Final since 1946 when they met in the 2003 Stanley Cup Final.

## YOUTH RAISE THE CUP

The 2007 Champions had the largest contingency of players (11) in their first or second NHL year on one Stanley Cup roster...the 1986 Montreal Canadiens are the only team that comes close to the Ducks number of first or second year players on a Stanley Cup winning roster with 10...below is a list of Ducks that were in their first or second NHL season that played in at least one game with the club during their playoff run:

**Ilya Bryzgalov**  
**Francois Beauchemin**  
**Ryan Carter**  
**Ryan Getzlaf**  
**Kent Huskins**  
**Chris Kunitz**

**Drew Miller**  
**Dustin Penner**  
**Corey Perry**  
**Aaron Rome**  
**Ryan Shannon**

## FOUR SCORE:

The Ducks were the first team since the 1989 Calgary Flames to have one player or fewer to have previously won the Stanley Cup...Scott Niedermayer was the only Ducks player who has previously won the Cup with the 1995, 2000 and 2003 New Jersey Devils...the 1989 Flames entered the Stanley Cup Final without a single player who had previously won a Cup.

## ROOKIES CHIP IN

The Ducks had five rookie players on their roster who competed in at least three 2007 playoff games...the last Stanley Cup championship team to have more than five rookies compete in at least three playoff games during a postseason run were the 1986 Montreal Canadiens, who had eight...below is a list of the rookies on the Ducks Stanley Cup winning roster that competed in at least three playoff games in 2007:

**Ryan Carter**  
**Kent Huskins**  
**Drew Miller**  
**Dustin Penner**  
**Ryan Shannon**

## WASTING LITTLE TIME

The Anaheim Ducks secured the Stanley Cup in just 21 games...with the 1992 Pittsburgh Penguins, the Ducks were the 5th (tied) fastest run to winning the Stanley Cup in NHL history since the best-of-seven series was implemented in 1987.

Year	Team	Record	Win Percentage
1988	Edmonton Oilers	16-2	.889
1993	Montreal Canadiens	16-4	.800
1997	Detroit Red Wings	16-4	.800
1995	New Jersey Devils	16-4	.800
<b>2007</b>	<b>Anaheim Ducks</b>	<b>16-5</b>	<b>.762</b>
1992	Pittsburgh Penguins	16-5	.762

## TOP FLIGHT OVER LAST FOUR YEARS

The Ducks advanced to the Conference Finals for the third time in the last four NHL seasons...no other team has advanced to the Conference Finals more than once over that span (since 2003 playoffs)...the Sabres and Senators advanced to the Conference Finals for the second time in four years...the Ducks were the ONLY team in the NHL to advance to the Stanley Cup Final twice in the previous four years.

EASTERN CONFERENCE FINALS			WESTERN CONFERENCE FINALS		STANLEY CUP FINAL	
YEAR	Team	Team	Team	Team	Team	Team
2003	Ottawa	New Jersey	Anaheim	Minnesota	New Jersey	Anaheim
2004	Tampa Bay	Philadelphia	Calgary	San Jose	Tampa Bay	Calgary
2006	Carolina	Buffalo	Anaheim	Edmonton	Carolina	Edmonton
2007	Ottawa	Buffalo	Anaheim	Detroit	Ottawa	Anaheim



# 2007 DUCKS PLAYOFF NOTES



## FEELING AT HOME IN THE FINAL

The Ducks remain undefeated at home (7-0) in Stanley Cup Final contests and are 8-0 at home in series-clinching games (4-0 in 2007, 3-0 in 2003 and 1-0 in 1997).

## DUCKS IN THE POSTSEASON

For the first time in franchise history, the Ducks qualified for the Stanley Cup Playoffs in consecutive seasons...the club also qualified in 2006, 2003, 1999 and 1997...the Ducks have a win percentage of .603 in the Stanley Cup Playoffs with a 44-29 overall record.

## WINNING THE CLOSE ONES

The Ducks posted a 12-2 record in games decided by one goal...the club tied the NHL playoff record for the most one-goal victories in one postseason...the 2003 Mighty Ducks of Anaheim had 12 one-goal victories during their Stanley Cup Final run...the 1993 Montreal Canadiens also accomplished this feat as they went on to win the Stanley Cup...in addition, the Ducks were T-2nd in lead-changing, game-winning goals that occurred in the third period or overtime:

### GAME-WINNING GOALS IN THE THIRD PERIOD OR OVERTIME

Year	Team	3rd Period/OT Wins
1993	Montreal Canadiens	12
<b>2007</b>	<b>Anaheim Ducks</b>	<b>10</b>
1994	Vancouver Canucks	10
1999	Dallas Stars	10
2003	Mighty Ducks of Anaheim	10

## GETTING IT DONE AT HOME:

With their win vs. OTT in Game Five of the Stanley Cup Final, the Ducks won their 10th (10-2) game at home in the postseason and have an overall home record of 23-7 since the start of the 2003 Stanley Cup Playoffs...in addition, Anaheim is 8-0 in series-clinching games at home, including 4-0 in 2007 (3-0 in 2003, 1-0 in 1997).

## DUCKS AT PEAK PLAYOFF SPOT SINCE 2003

The Ducks have the most playoff wins (40) AND best playoff winning percentage (.690) in the NHL since the start of the 2003 post-season...below is a look at the top 10 playoff win totals in the NHL since 2003:

	GP	W	L	Win %
<b>Anaheim Ducks</b>	<b>58</b>	<b>40</b>	<b>18</b>	<b>.690</b>
Ottawa Senators	53	30	23	.566
New Jersey Devils	49	27	22	.551
Tampa Bay Lightning	45	24	21	.533
San Jose Sharks	39	22	17	.564
Calgary Flames	39	20	19	.512
Buffalo Sabres	33	20	13	.606
Philadelphia Flyers	37	19	18	.513
Edmonton Oilers	30	17	13	.566
Carolina Hurricanes	25	16	9	.640

## OVERTIME ON DUCKS SIDE

Since the 2003 Stanley Cup Playoffs, the Ducks have appeared in 15 postseason contests that have been decided in overtime...the club is 13-2 in those games, the most by any team since 2003...below is a look at the top six teams in the NHL with the most overtime playoff wins:

Team	GP	W	L	Win %
<b>Anaheim</b>	<b>15</b>	<b>13</b>	<b>2</b>	<b>.867</b>
Ottawa	11	7	4	.636
Colorado	9	6	3	.667
Calgary	9	6	3	.667
Buffalo	10	6	4	.600
Vancouver	11	6	5	.545

## GIGUERE OUTSTANDING IN OVERTIME

With the Ducks' overtime loss April 27 vs. VAN in Game Two of the Western Conference Semifinals, J.S. Giguere snapped his OT shutout streak at 197:52, which is the longest OT playoff minute shutout streak in NHL history...Giguere's streak began on April 10, 2003 in the CQF vs. DET when the Ducks edged the Red Wings, 2-1 in triple overtime...in 250:47 career postseason OT minutes, Giguere has a 0.24 GAA and .990 SV% (101-for-102)...with two OT wins in the CSF vs. VAN (May 1 and May 3) and two in the WCF vs. DET (May 13 and May 20), he is now 12-1 in his career in overtime (7-0 in 2003, 1-0 in 2006 and 4-1 in 2007)...Giguere is the only player to post a 12-1 record in OT in his first 13 career playoff OT games...in addition, Giguere's OT winning percentage (.923) is the highest for any goaltender with 10-plus OT decisions:

### BEST POSTSEASON OVERTIME RECORDS

(minimum of 10 overtime appearances)

PLAYER	Team	GP	W	L	WIN %
<b>Jean-Sebastien Giguere</b>	<b>ANA</b>	<b>13</b>	<b>12</b>	<b>1</b>	<b>.923</b>
Billy Smith	NYI	21	16	5	.762
Felix Potvin	TOR/LA	20	15	5	.750
Arturs Irbe	SJ/CAR	12	9	3	.750
Johnny Bower	TOR	11	8	3	.727

# 2007 DUCKS PLAYOFF NOTES

## SIGUIERE TOUGH TO BEAT

**J.S. Giguere** allowed two goals or less in 13 of his 18 appearances in the 2007 Stanley Cup Playoffs...he recorded a shutout on May 30 vs. OTT in Game Two of the SCF when he stopped all 16 shots he faced...it was his sixth career postseason shutout, with the previous five coming in the 2003 playoff campaign (most recent: June 2, 2003 vs. NJ in Game Four of the SCF, also a 1-0 victory)...he finished the postseason 4th in the NHL with a 1.97 GAA and T-5th in the NHL with a .922 SV%, stopping 416-of-451 shots...in addition, he successfully stopped the only penalty shot he faced during the 2007 postseason on June 6 vs. OTT (A. Vermette @ 7:23 of the third period)...he won 13 of his 17 starts, including four OT victories (May 3 vs. VAN, May 1 @ VAN, May 13 @ DET and May 20 @ DET) and stopped all shots he faced coming on in relief of Ilya Bryzgalov on April 17 @ MIN...Giguere has appeared in 45 career postseason contests, posting a 31-13 record, with a 1.96 GAA and .929 SV%.

## SWEDEN SUCCESS FOR PAHLSSON

Center **Samuel Pahlsson**, not usually known as a scorer (8-18-26 in 2006-07 regular season) became a major contributor to the Ducks offense during the postseason...Pahlsson recorded 3-9-12 points in 21 playoff games and was T-6th on the team in scoring...he recorded the GWG in two of the Ducks last five wins of the postseason...he scored the lone goal for the Ducks in their Game Two victory of the SCF on May 30 vs. OTT...in addition, Pahlsson scored the game-winner in the Ducks' series-clinching Game Six of the WCF vs. DET on May 22...he also led the league in postseason faceoff wins (249) and hits (79).

## GETZLAF BREAKS THROUGH:

In just his second season, center **Ryan Getzlaf** was one of the more prolific scorers throughout the Ducks postseason run...he earned 7-10-17 points in 21 postseason contests, eclipsing his point total in the 2006 Stanley Cup Playoffs by 10 points (3-4-7)...Getzlaf led the club in scoring, was 2nd in goal scoring and 5th in the NHL in postseason scoring...in addition, he was T-2nd in the NHL in game-winning goals (3) and short-handed goals (1)...he also had a two-game goal streak (2-0=2) May 22-28 and scored three goals in the last six games (3-3=6)...Getzlaf collected 4-4-8 points in the last eight playoff games and 4-6-10 points in the last 11 games.

## S. NIEDERMAYER SHINES IN OT

On May 3 in the CSF, defenseman **Scott Niedermayer** scored the series-clinching OT goal against the Vancouver Canucks in the CSF...it was the first OT goal of his postseason career, while also holding the all-time regular season OT goal record among defensemen with 10...he added a second postseason OT goal, just 10 days after the first, on May 13 at Detroit in Game Two of the WCF (4-3 victory)...in addition, on May 20 in Game 5 of the WCF at Detroit, Niedermayer scored the game-tying goal with 48 seconds left before **Teemu Selanne** scored in OT to give the Ducks a crucial 2-1 victory...Niedermayer tied the record for most OT goals by a defenseman in one playoff year:

### MOST OVERTIME GOALS BY DEFENSEMAN IN ONE PLAYOFF YEAR

Year	Player	Team	Goals
2007	Scott Niedermayer	Anaheim	2
2002	Niclas Wallin	Carolina	2
1995	Chris Chelios	Chicago	2
1950	Leo Reise, Jr.	Detroit	2

## CHECKING LINE BECOMES SCORING LINE

The Ducks line combination of **Samuel Pahlsson-Rob Niedermayer-Travis Moen** was the Ducks checking line all season, but in addition to their defensive responsibilities, all three became prolific scorers in the postseason...the line combined for 15-19-31 points in 21 postseason games, including six GWGs...Moen recorded the game-winner in Game Five of the SCF on June 6 vs. OTT (also recorded the first two-goal game of his postseason career) and the OT goal in Game Four of the CSF on May 1 @ VAN...in addition, he also scored the game-winner in Game One of the SCF vs. OTT...Pahlsson had two game-winners (May 30 vs. OTT in Game Two of the SCF, 1-0 victory and May 22 vs. DET in Game Six of the WCF, 5-3 victory) and R. Niedermayer had one game-winner (Apr. 15 vs. MIN in Game Three of the CQF)...the trio recorded a combined +24 rating throughout the 2007 Stanley Cup Playoffs.

## PRONGER AT THE TOP OF HIS GAME

In 19 postseason contests, **Chris Pronger** scored 3-11-14 points, which tied for 2nd on the team and 2nd in the NHL among defensemen...he was also T-7th in overall scoring, T-4th in overall assists and T-3rd in power play assists...the 2007 Stanley Cup Playoffs marked the 11th year he appeared in the postseason and recorded his second-highest career point total (5-16=21 points with EDM in 2005-06)...in addition, he was 4th in the NHL in avg. TOI with 30:11/g.

## BATTLING BACK

On May 1 @ VAN, the Ducks rallied from a 2-0 deficit in the third period, to eventually take the game in overtime...it marked the first time the club had successfully battled back from a two-goal deficit to win in postseason history...Travis Moen scored the game-winner, just over two minutes into the first overtime, marking his first career OT goal in the playoffs...with the Ducks' OT win, teams in the 2007 playoffs with a two-goal lead at any point in the game went 42-4...the only teams to come back from a two-goal deficit in the postseason are Detroit and Ottawa...Detroit rallied from two goals down twice to eventually beat San Jose 3-2 on both occasions (April 28 @ DET and May 2 @ SJ)...Ottawa came back from a two-goal deficit to win in double OT, 4-3 against Buffalo (May 12 @ BUF).

## BROTHERS TEAMING UP WHEN IT COUNTS

Brothers **Scott** and **Rob Niedermayer** both had vital roles in three of the Ducks' playoff victories...on May 3 in their series-clinching game vs. Vancouver in the CSF, Rob's hit on Jannik Hansen helped to turn the puck over for Scott's OT goal against Roberto Luongo...on May 13 at Detroit in the WCF, Rob had the first assist on Scott's second OT goal in as many games...in Game One of the Stanley Cup Final on May 28 vs. Ottawa, both Rob and Scott assisted on **Travis Moen's** game-winning goal as the Ducks held onto a 3-2 victory.

# 2007 DUCKS PLAYOFF NOTES



## DEFENSE FIRST

The Ducks allowed just 45 goals in 21 2007 Stanley Cup Playoff games...the club allowed an average of 2.14 goals-per-game, good for 3rd in the NHL in the postseason.

## SHUTTING THE DOOR

The Ducks 2007 Stanley Cup Playoff record when...

Category	Record
When scoring two or more goals in a game	15-1
When opponents are held to less than 35 shots	14-3
When not allowing a power play goal	9-1
When scoring first	10-2

## SHARING THE LOAD

Defensemen **Francois Beauchemin** (30:33/g), **Chris Pronger** (30:11/g) and **Scott Niedermayer** (29:50/g) were 3rd, 4th and 5th, respectively, in the NHL in avg. TOI... the only other playoff team that had three players in the top 10 in avg. TOI was Vancouver (Ohlund, 6th; Bieksa, 9th; Kesler, 10th), which was eliminated by Anaheim in the CSF on May 3.

## MAC'S BIG NIGHT

On April 25 vs. VAN, Ducks center **Andy McDonald** recorded his first career hat trick (regular or postseason)... in addition, it was the club's second playoff hat trick in franchise history...McDonald also added an assist for 3-1=4 points, tying the most points recorded by a Duck in playoff history...**Joffrey Lupul** scored 4-0=4 points on May 9, 2006 in the CSF vs. COL, recording the club's first-ever postseason hat trick and four-point game.

## KUNITZ PROVIDES SUPPORT

On April 25 vs. VAN, the Ducks scored three goals in the first period, the most in the opening session by the club in the 2007 postseason...left wing **Chris Kunitz** provided the assists on all three goals (0-3=3), marking the first time in club history a player has collected three assists in a single period in the playoffs.

## SELANNE BREAKS YET ANOTHER CLUB RECORD

On April 13 vs. MIN in Game Two of the CQF, **Teemu Selanne's** assist broke Paul Kariya's franchise record for career points in the postseason...he broke the club's playoff goals record May 23, 2006 @ EDM, scoring his 15th career postseason goal as a Duck.

## BEAUCHEMIN REPEATS FEAT

**Francois Beauchemin's** two goals April 13 vs. MIN marked the third time in club history a Ducks defenseman had scored two goals in a playoff game...Beauchemin has done it twice, also scoring two goals on April 25, 2006 vs. CGY (Game 3)...the only other Ducks defenseman to score two goals in a playoff game was **JJ. Daigneault**, who did so in Game Two of the CQF on April 18, 1997 vs. PHX.

## NIGHT OWLS

The Ducks' double-overtime, series-clinching win on May 3 vs. VAN in Game Five of the CSF was the club's seventh multiple-overtime game in club history...the Ducks have gone 4-3 in those seven games...the club's last multiple overtime game before May 3 came on April 27 in Game Two of the CSF vs. VAN (3-2, Cowan GWG).

## HATCHING HEAD COACHES IN ANAHEIM

Of the four teams that competed in the Western Conference Semifinals, three were led by coaches who received their NHL head coaching start in Anaheim...**Ron Wilson** (SJ) served as Anaheim's head coach from 1993-97, while **Mike Babcock** made his head coaching debut with the Ducks from 2002-04...**Randy Carlyle** has coached the Ducks for the past two seasons, helping the team advance to the Stanley Cup Playoffs in consecutive seasons for the first time in franchise history...Vancouver's head coach, **Alain Vigneault**, the only CSF coach to have not served in Anaheim, succeeded Carlyle as the head coach of the Manitoba Moose (AHL) in 2005...in addition, another Anaheim connection existed in the Stanley Cup Final...Ottawa head coach **Bryan Murray** was the head coach of the Ducks in 2001-2002, before taking over as GM of the club (2002-2004).

## PLAYOFF DEBUTS

On April 11 vs. MIN in Game 1 of the CQF, three Ducks made their career postseason debuts...**Mark Hartigan**, **George Parros** and **Kent Huskins** all took the ice for the first time in NHL postseason competition...the three players recorded a combined 17:42 of TOI and maintained an even plus/minus rating...**Ryan Shannon** made his postseason debut on April 13 vs. MIN...after two games as a healthy scratch, **Shawn Thornton** played in a postseason contest for the first time on April 15 @ MIN and went on to play in 15 games going scoreless with 19 PIM...after his recall on April 8, **Aaron Rome** made his postseason debut on April 17 @ MIN, logging 11:01 of ice time...**Drew Miller** appeared in his first playoff contest April 19 vs. MIN (2:15 TOI), which also happened to be his NHL debut, in addition, Miller played in Games One and Two of the SCF, going scoreless with a +1 rating and two PIM...**Ryan Carter** made his NHL career debut on May 17 vs. DET in Game Four of the WCF...he also appeared in Game Four of the SCF...**Joe Motzko** logged 6:16 of ice time and recorded three hits in his first career NHL playoff game on May 20 @ DET.

# 2006 DUCKS PLAYOFF STATS

POS	NO.	PLAYER	GP	AVG											S	PCTG
				TOI	G	A	PTS	+/-	PIM	PP	SH	GW	OT			
R	13	TEEMU SELANNE	16	17:55	6	8	14	0	6	1	0	2	0	53	11.3	
C	22	TODD MARCHANT	16	17:33	3	10	13	14	14	0	0	0	0	26	11.5	
R	15	JOFFREY LUPUL	16	16:43	9	2	11	9	31	1	0	1	1	62	14.5	
D	27	SCOTT NIEDERMAYER	16	28:53	2	9	11	1	14	1	1	1	0	48	4.2	
R	76	*DUSTIN PENNER	13	13:15	3	6	9	10	12	0	0	0	0	41	7.3	
D	23	*FRANCOIS BEAUCHEMIN	16	27:26	3	6	9	0	11	3	0	0	0	35	8.6	
C	19	ANDY MCDONALD	16	16:33	2	7	9	0	10	2	0	0	0	48	4.2	
L	38	*CHRIS KUNITZ	16	12:30	3	5	8	-1	8	0	0	0	0	34	8.8	
C	51	*RYAN GETZLAF	16	15:49	3	4	7	-3	13	2	0	1	0	38	7.9	
D	24	RUSLAN SALEI	16	22:08	3	2	5	10	18	0	0	1	0	27	11.1	
D	21	SEAN O'DONNELL	16	16:43	2	3	5	8	23	0	0	1	1	10	20.0	
C	26	SAMUEL PAHLSSON	16	17:06	2	3	5	2	18	0	0	2	0	22	9.1	
L	12	JEFF FRIESEN	16	11:14	3	1	4	-1	6	0	0	0	0	15	20.0	
C	44	ROB NIEDERMAYER	16	19:35	1	3	4	-1	10	1	0	0	0	24	4.2	
D	5	VITALY VISHNEVSKI	16	13:40	0	4	4	2	10	0	0	0	0	8	.0	
R	61	*COREY PERRY	11	9:32	0	3	3	-4	16	0	0	0	0	14	.0	
L	32	TRAVIS MOEN	9	8:25	1	0	1	1	10	0	0	0	0	5	20.0	
R	17	JONATHAN HEDSTROM	3	16:57	0	1	1	0	2	0	0	0	0	1	.0	
L	29	TODD FEDORUK	12	8:19	0	0	0	-1	16	0	0	0	0	12	.0	
D	33	JOE DIPENTA	16	11:34	0	0	0	1	13	0	0	0	0	5	.0	

SW#	GOALTENDER	GPI	MINS	AVG	W	L	T	EN	SO	GA	SA	SV %	G	A	PIM
30	*ILYA BRYZGALOV	11	659	1.46	6	4		2	3	16	285	.944	0	0	2
35	J.S. GIGUERE	6	318	3.40	3	3		0	0	18	132	.864	0	0	0
ANA GOALTENDING TOTALS		16	988	2.19	9	7		2	3	36	419	.914			

\* = Rookie





# 2006 DUCKS PLAYOFF NOTES



## DUCKS SET PLAYOFF TEAM MARKS

The Ducks set a club record for goals in a playoff season, scoring 46 times in 2006...other notable team records set in 2006, were most goals in a playoff game (6 @ EDM on 5/25), goals in a period (4, twice in 2006), penalty minutes in a playoff season (267) and penalty minutes in a series (vs. CGY)...the club also tied the mark for playoff goals in a series (17, vs. CGY; also vs. PHX in 1997).

## ROOKIES MAKE THEIR MARK

Of the 128 team points (48-80=128) the Ducks scored during the postseason, Anaheim rookies accounted for 12-25=37 of them (28.9%)...the 37 rookie points were the most in one playoff year since the 1993 Los Angeles Kings had 40 rookie points...of the 16 goals the Ducks scored in the Western Conference Semifinals series versus Colorado, three were scored by rookies and all but three figured a rookie on the score sheet...the last time a team had six rookies play a game in the Conference Finals was the 1991 Boston Bruins (although only one, Jeff Lazaro, played all six games of the series).

## TWO STILL PLAYING

Anaheim was the only NHL organization to have both their NHL team and AHL affiliate reach each respective league's conference final...The Portland Pirates clinched the Atlantic Division Final Series, defeating the Hartford Wolfpack four games to two to advance to the Eastern Conference Final, where they fell to the Hershey Bears 4-3.

## SIX IN A ROW

With their Western Conference Semifinal series-clinching win in Game 4 (May 11) versus COL, the Ducks tied the franchise record for consecutive playoff victories with six...the record was set during the 2003 postseason from 4/10/03-4/26/03...the Ducks swept Detroit in the conference quarterfinals and won their first two games at Dallas in the conference semifinals.

## 13 UNANSWERED

The Ducks scored 13 unanswered goals, from Game 6 (May 1) versus Calgary in the Western Conference Quarterfinals to Game 3 (May 9) versus Colorado in the Western Conference Semifinals...the Flames scored at 10:18 of the first period and the Ducks scored 13 goals without allowing a goal against until Dan Hinote scored at 19:33 of the first period in Game 3...The last team to score 13 or more unanswered goals in the postseason was Detroit with 14 from 5/15/95-5/23/95.

## MARCHANT TIES RECORD

Ducks center **Todd Marchant** tied the club record for most assists in a playoff game with three in Game 4 (May 25) of the Western Conference Finals at Edmonton...the feat had been accomplished three times previously (Dustin Penner, 5/9/06 @ COL, Steve Rucchin, 4/21/99 @ DET and Petr Sykora, 4/26/03 @ DAL).

## NOBODY BEATS THE BRYZ

**Ilya Bryzgalov** tied an NHL record with three consecutive shutouts (done five times previously) in Game 7 of the Conference Quarterfinals versus Calgary (May 3), Game 1 (May 5) and Game 2 (May 7) of the Conference Semifinal versus Colorado... In addition Bryzgalov's shutout sequence of 249:15, is the second-longest in NHL postseason history and is the longest ever by a rookie. Gerry McNeil previously held the rookie record at 218:42...Bryzgalov stopped 98 consecutive shots.

## LONGEST SHUTOUT SEQUENCE BY A GOALTENDER IN ONE PLAYOFF YEAR

Streak	Goaltender	Team	Dates
270:08	George Hainsworth	Canadiens	3/28-4/3, 1930
<b>249:15</b>	<b>Ilya Bryzgalov</b>	<b>Ducks</b>	<b>5/3-5/7, 2006</b>
248:35	Dave Kerr	Rangers	3/25-4/6, 1937
248:32	Normie Smith	Red Wings	3/24-28, 1936
218:42	Gerry McNeil	Canadiens	3/27-31, 1951
<b>217:54</b>	<b>J.S. Giguere</b>	<b>Ducks</b>	<b>5/5-16, 2003</b>

## FIRST IN 61 YEARS

In Game 1 (May 5) versus COL, Ducks goaltender **Ilya Bryzgalov** became the first rookie to record consecutive shutouts in the playoffs since 1945...the last rookie goaltender to post consecutive shutouts in the postseason was Toronto's Frank McCool in April of 1945...McCool had three consecutive shutouts versus Detroit on April 6, 8 and 12...Bryzgalov tied him for the rookie record.

## ANOTHER ONE FOR BRYZ

**Ilya Bryzgalov** is only the fourth rookie goaltender to win all four games of a playoff series sweep...the others are Chicago's Tony Esposito in 1970 vs. Detroit; Montreal's Jacques Plante in 1954 vs. Boston; Montreal's Bill Durnan in the 1944 Stanley Cup Finals versus Chicago.

# 2006 DUCKS PLAYOFF NOTES

## BRYZ SHUTS THE DOOR

Ilya Bryzgalov's shutout in Game 7 (May 3) of the Western Conference Quarterfinals at Calgary was the first shutout by a rookie in a Game 7 since May 15, 1993, when Felix Potvin of Toronto shutout St. Louis...in addition, it was only the third shutout in a Game 7 by a rookie in NHL history as the New York Islanders' Chico Resch was the first goalie to do so in 1975 at Pittsburgh...Bryzgalov led the NHL in GAA (1.46), SV% (.944) and shutouts (3).

## SELANNE WITH ANOTHER DUCK RECORD

Ducks right wing **Teemu Selanne** had points in seven straight playoff games (Apr. 23-May 5), scoring 4-5-9 points, tying a club record for longest playoff point streak (also, Dmitri Mironov (0-8-8 points), Apr. 24-May 8, 1997).

## PENNER IN THE FRANCHISE RECORD BOOK

With three assists in Game 3 (May 9) of the Conference Semifinals versus Colorado, Ducks left wing **Dustin Penner** tied the franchise record for most assists in a playoff game (done twice previously, Steve Rucchin, 4/21/99 @ DET and Petr Sykora, 4/26/03 @ DAL)...his three assists are the first ever recorded by a rookie in a single playoff game in team history.

## RALLY

Anaheim's Western Conference Quarterfinal win versus Calgary marked the second time the club has ever rallied from a series deficit to win (also 1997, down 3-2 vs. PHX, won series 4-3).

## DECIDING RECORD

With their 3-0 victory in Game 7 (May 3) of the Western Conference Quarterfinal at Calgary, the Ducks improved their record in Game 7s to 2-1...the win at Calgary was the Ducks' first series clinching game on the road...in their first ever Game 7 (April 29) versus Phoenix in the 1997 Conference Quarterfinals, the Ducks won 3-0...in Game 7 (June 9) of the 2003 Stanley Cup Finals, the Ducks dropped a 3-0 decision to the New Jersey Devils.

## PERFECT IN GAME 6

With a 2-1 victory in Game 6 (May 1) in Anaheim, the Ducks extended their perfect record in Game 6s to four games...below is a list:

Date	Series	Opponent Score
May 1, 2006	CQF vs. CGY	W, 2-1
June 7, 2003	SCF vs. NJ	W, 5-2
May 5, 2003	CSF vs. DAL	W, 4-3
April 27, 1997	CQF @ PHX	W, 3-2 (OT)

## TWO FOR THE ROOKIES

Mighty Ducks defenseman **Francois Beauchemin's** two goals (both PPGs) in Game 3 of the Western Conference Quarterfinals set a club record for goals in a playoff game by a rookie...in addition, he tied the club record for most goals in a playoff game (eight times previously), most goals by a defenseman in a playoff game (J.J. Daigneault, Game 2 of CQF, April 18, 1997) and most power play goals in a playoff game (Adam Oates, Game 4 of WCF, May 16, 2003)...**Dustin Penner** tied the record with two goals in Game 4 (May 25) of the Western Conference Finals.

## OH WHAT A NIGHT

In Game 3 (May 9) at Colorado in the Western Conference Semifinals, **Joffrey Lupul** scored all four of the Ducks goals, including the game-winner in overtime...in doing so, he became the first player in NHL playoff history to score four goals, including the overtime winner...the four-goal game was the first ever by a Ducks player in the postseason or regular season...he's the first player to account for all four of his team's goals in a win since Maurice "Rocket" Richard did so on March 23, 1944...the feat had been accomplished twice previously...prior to Lupul's four goals, the last player to score four goals in a playoff game was Theo Fleury on May 13, 1995 for the Flames in a 6-4 win over San Jose...below is a list of players to account for all four of their teams goals:

## PLAYERS TO SCORE 4+ GOALS, ACCOUNTING FOR ALL HIS TEAM'S GOALS (NHL PLAYOFF HISTORY)

Date	Teams	Goals
05/09/2006	ANA 4 vs COL 3	Joffrey Lupul 4 (win)
04/26/1993	NYI 4 at WAS 6	Ray Ferraro 4 (loss)
04/10/1986	CHI 4 vs TOR 6	Denis Savard 4 (loss)
03/23/1944	MTL 5 vs TOR 1	Rocket Richard 5 (win)
03/22/1919	MTL 4 at SEA 2	Newsy Lalonde 4 (win)

## LUPUL'S BIG NIGHT

Ducks right wing **Joffrey Lupul** became the first Ducks player to score four goals in a playoff or regular season game...in addition, Lupul broke the playoff record for goals in a series; he had six in four games in the Western Conference Semifinal series versus Colorado (Paul Kariya and Teemu Selanne each had five goals in the 1997 Conference Quarterfinals versus Phoenix, seven games)...he has also eclipsed the record for goals in a playoff season with nine (seven was the previous record, done three times: Paul Kariya and Teemu Selanne in 1997, 11 games; and Steve Rucchin, 2003, 21 games)...his three-game goal streak (6-0-6) from May 7-11, is the longest goal streak in club playoff history.

# 2003 DUCKS PLAYOFF STATS



			AVG													
POS	NO.	PLAYER	GP	TOI	G	A	PTS	+/-	PIM	PP	SH	GW	OT	S	PCTG	
C	77	ADAM OATES	21	19:15	4	9	13	2	6	3	0	1	0	18	22.2	
R	39	PETR SYKORA	21	18:38	4	9	13	3	12	1	0	2	2	58	6.9	
L	9	PAUL KARIYA	21	21:14	6	6	12	0	6	0	0	1	1	53	11.3	
L	12	MIKE LECLERC	21	19:01	2	9	11	3	12	1	0	2	1	55	3.6	
C	20	STEVE RUCCHIN	21	23:34	7	3	10	-2	2	1	0	2	1	46	15.2	
C	44	ROB NIEDERMAYER	21	23:34	3	7	10	-5	18	0	2	0	0	41	7.3	
R	32	STEVE THOMAS	21	15:12	4	4	8	2	8	2	0	3	1	40	10.0	
D	8	SANDIS OZOLINSH	21	23:37	2	6	8	8	10	0	0	1	0	39	5.1	
L	23	*STANISLAV CHISTOV	21	13:21	4	2	6	4	8	0	0	1	0	33	12.1	
C	26	SAMUEL PAHLSSON	21	16:40	2	4	6	1	12	0	0	0	0	24	8.3	
D	24	RUSLAN SALEI	21	26:05	2	3	5	3	26	0	0	1	1	33	6.1	
L	10	JASON KROG	21	12:10	3	1	4	3	4	0	0	0	0	23	13.0	
D	3	KEITH CARNEY	21	26:39	0	4	4	3	16	0	0	0	0	26	.0	
D	28	NICLAS HAVELID	21	25:41	0	4	4	0	2	0	0	0	0	29	.0	
D	34	*KURT SAUER	21	20:44	1	1	2	3	6	0	1	1	0	8	12.5	
C	11	MARC CHOUINARD	15	7:16	1	0	1	1	0	0	0	0	0	11	9.1	
R	21	DAN BYLSMA	11	9:44	0	1	1	3	2	0	0	0	0	12	.0	
D	5	VITALY VISHNEVSKI	21	10:01	0	1	1	-3	6	0	0	0	0	8	.0	
D	2	FREDRIK OLAUSSON	1	3:19	0	0	0	0	0	0	0	0	0	0	.0	
L	14	*CAM SEVERSON	1	2:24	0	0	0	0	0	0	0	0	0	0	.0	
L	22	*ALEXEI SMIRNOV	4	4:21	0	0	0	0	2	0	0	0	0	3	.0	
R	18	PATRIC KJELLBERG	10	10:30	0	0	0	-2	0	0	0	0	0	6	.0	

SW#	GOALTENDER	GPI	MINS	AVG	W	L	T	EN	SO	GA	SA	SV %	G	A	PIM
35	J.S. GIGUERE	21	1407	1.62	15	6		1	5	38	697	.945	0	1	0
29	MARTIN GERBER	2	20	3.00	0	0		0	0	1	6	.833	0	0	0
<b>ANA GOALTENDING TOTALS</b>		<b>21</b>	<b>1428</b>	<b>1.68</b>	<b>15</b>	<b>6</b>		<b>1</b>	<b>5</b>	<b>40</b>	<b>704</b>	<b>.943</b>			

\* = Rookie



# 2003 DUCKS PLAYOFF NOTES

## DUCKS CAPTURE FIRST WESTERN CONFERENCE CHAMPIONSHIP

The Ducks finished the 2003 playoffs with a record of 15-6, recording the highest winning percentage in the NHL (.714)...the Ducks had a 9-1 record at home during the playoffs, second only to New Jersey's 12-1 mark...Anaheim swept the Minnesota Wild to win the Western Conference Championship, advancing to the Stanley Cup Finals for the first time in club history...the Ducks became the second post 1990's expansion team to reach the Finals, following the Florida Panthers in 1996 (vs. Colorado)...since the NHL assumed control of the Stanley Cup Finals after the 1926 season, the Ducks were only the fourth team in league history from the Pacific Time Zone to reach the Finals (Vancouver in 1994 and 1982, Los Angeles in 1993).

## TEAM DEFENSE LEADS TO NHL RECORD

The Ducks set an NHL record in their Western Conference Finals series vs. Minnesota, allowing the fewest goals against in a best-of-7 series by allowing just a single marker to the Wild...Andrew Brunette scored at 4:37 of the first period in Game Four to notch the first Minnesota goal...the 1935 Toronto Maple Leafs and 1952 Detroit Red Wings each surrendered two goals in four-game series.

## OVERTIME MAGIC FOR DUCKS IN 2003

The Ducks went 7-0 in overtime in the 2003 playoffs, becoming the first team in NHL playoff history to go undefeated in OT when playing in at least six such contests...the seven consecutive overtime wins was second only to the 1993 Canadiens (10) for consecutive OT wins during one playoff season (Montreal finished 10-1 in OT)... Anaheim was the first team in NHL history to win four games in overtime in their first six postseason contests (Ducks were also the sixth team in NHL history to PLAY in four OT games in the first six playoff contests...the Ducks also became the first team since the 1994 Vancouver Canucks (April 26-30) to win three straight playoff games in overtime (no team has ever won four straight)...the Ducks won three straight spanning Game 4 of the conference Quarter-Finals (Apr. 16) and Games 1 & 2 of the conference Semi-Finals (Apr. 24-26)...the Ducks had six different goal scorers in the seven overtime games (Sykora had two; Kariya, Rucchin, Leclerc, Thomas and Salei had one).

## DUCKS TAKE CARE OF BUSINESS AT HOME:

The Ducks finished 9-1 at home in the playoffs, including seven-straight home wins to end the post-season (second longest of '03 playoffs, behind New Jersey's eight)...the club's only loss was a 2-1 setback to Dallas in Game 3 of the Conf. Semifinals...the Ducks earned a record of 3-1 in Game 3, 4-0 in Game Four and 2-0 in Game 6...the club out-scored the opposition 26-to-13 at home this postseason...the Ducks allowed one-goal-or-fewer on five occasions.

## WINNING THE CLOSE ONES

The Ducks had a remarkable 12-1 record in the 2003 playoffs in games decided by one goal-or-less...the 12 one-goal wins tied the most in league history during one playoff year (also 1993 Canadiens)...The Ducks two-goal win in Game 1 of the Western Conference Finals broke a string of nine consecutive wins by a one-goal margin (4/10/03 - 5/10/03), which broke the record for one playoff year...the previous record was seven, done twice before (1989 Canadiens and 2001 Kings)...five of the games needed overtime to be decided...the Ducks eight consecutive one-goal decisions to start the playoffs tied the record for one playoff year (1989 Canadiens).

## MOST 1-GOAL WINS IN A SINGLE POST SEASON

Year	W	L
1993 Montreal Canadiens	12	1
<b>2003 Mighty Ducks of Anaheim</b>	<b>12</b>	<b>1</b>
2000 Dallas Stars	10	4
2000 New Jersey Devils	9	5
2002 Carolina Hurricanes	9	4

## PLAYOFF SPECIAL TEAMS

The Ducks went 8-for-70 (11.4%) overall on the power play in the postseason (ranking 13th)...the club was 61-for-70 (87.1%) on the penalty kill (ranking fifth)...Anaheim scored its first-ever shorthanded goal in a playoff game in Game 1 @ DAL (4/24/03 - Rob Niedermayer) and had three in the playoffs (tied for most in NHL with Ottawa).

## OFF AND RUNNING

The Ducks began the playoffs on a six-game winning streak, which was the longest of the 2003 playoffs...by going 6-0 vs. Detroit and Dallas, Anaheim became the first team in NHL history to win six-straight games to start the playoffs vs. teams that had over 100+ points in the regular season...in addition, the Ducks joined the former Minnesota North Stars (now Dallas Stars) as the only teams in NHL history to start the postseason as a road team and win six-straight...the North Stars won six straight from April 8-19, 1981.



# 2003 DUCKS PLAYOFF NOTES



## CONSECUTIVE WINS FROM START OF A POST SEASON - FIRST OF WHICH WAS ON THE ROAD

<b>6</b>	<b>Mighty Ducks of Anaheim</b>	<b>4/10/03 - 4/26/03</b>
6	Minnesota North Stars	4/08/81 - 4/19/81
5	Detroit Red Wings	3/24/36 - 4/7/36
5	New York Rangers	3/23/37 - 4/6/37
5	Toronto Maple Leafs	4/13/01 - 4/26/01

## GIGUERE MAKES HISTORY IN OT

J.S. Giguere owns the longest scoreless OT minutes streak in NHL playoff history...he surpassed Patrick Roy to set an NHL record in Game 3 vs. New Jersey and has a current streak of 168:27...with three shutouts vs. Minnesota in the Conference Finals, Giguere was the sixth netminder in NHL history to record three consecutive playoff shutouts and the first to do so in the Conference Finals or NHL Semifinals...Giguere joined Clint Benedict (Montreal Maroons, 1926), John Ross Roach (New York Rangers, 1929), Frank McCool (Toronto, 1945), Brent Johnson (St. Louis, 2002) and Patrick Lalime (Ottawa, 2002) for that record...he also tied an NHL Playoff Record for most shutouts in a series, set eight times previously, including twice last season by Brent Johnson (St. Louis) and Patrick Lalime (Ottawa)...below is a closer look:

## LONGEST OVERTIME SHUTOUT STREAKS (PLAYOFFS)

<b>Jean-Sebastien Giguere</b>	<b>168:27 (4/10/2003 - 5/31/2003)</b>
Patrick Roy	162:56 (5/ 8/1996 - 4/20/1997)
Charlie Gardiner	149:15 (3/26/1931 - 4/10/1934)
Ed Belfour	141:42 (6/19/1999 - 6/10/2000)
Gerry McNeil	124:39 (4/ 4/1950 - 4/11/1951)

## GOALIES WITH CONSECUTIVE SHUTOUTS IN NEXT-TO-LAST ROUND OF STANLEY CUP PLAYOFFS

<b>3</b>	<b>05/10/2003 05/14/2003</b>	<b>Giguere, Jean-Sebastien, Ana.</b>
2	04/08/1950 04/09/1950	Lumley, Harry, Det.
2	03/25/1952 03/27/1952	Sawchuk, Terry, Det.
2	03/29/1960 03/31/1960	Plante, Jacques, Mtl.
2	04/01/1961 04/04/1961	Hall, Glenn, Chi.
2	05/20/1994 05/22/1994	McLean, Kirk, Van.
2	05/17/2001 05/19/2001	Brodeur, Martin, N.J.
2	05/29/2002 05/31/2002	Hasek, Dominik, Det.

- No goalie previous to Giguere had ever had THREE consecutive shutouts in the next-to-last round of the playoffs

(SINCE 1943-44 -Modern Era)

## DUCKS AND STARS PLAYED AN INSTANT CLASSIC

The Ducks and Stars five overtime match in Game 1 (Apr. 24) was the fourth longest in NHL history with a total of 140 minutes and 48 seconds of hockey played that night...It was deemed an "Instant Classic" by ESPN Classic network...Keith Carney played a game-high 83 shifts and posted a team-high 56:20 TOI...below is a look at the top 10 longest games in NHL history:

## LONGEST GAMES IN NHL HISTORY

Date/Year	Score	Scorer	OT	Series
Mar. 24/36	Detroit 1 at Montreal Maroons 0	Mud Bruneteau	116:30	SF
Apr. 3/33	Boston 0 at Toronto 1	Ken Doraty	104:46	SF
May 4/00	Philadelphia 2 at Pittsburgh 1	Keith Primeau	92:01	CSF
Apr. 25/03	Anaheim 4 at Dallas 3	Petr Sykora	80:48	CSF
Apr. 24/96	Pittsburgh 3 at Washington 2	Petr Nedved	79:15	CQF
Mar. 23/43	Toronto 3 at Detroit 2	Jack McLean	70:18	SF
Mar. 28/30	NY Rangers 1 at Montreal 2	Gus Rivers	68:52	SF
Apr. 18/87	NY Islanders 3 at Washington 2	Pat LaFontaine	68:47	DSF
Apr. 27/94	New Jersey 0 at Buffalo 1	Dave Hannan	65:43	CQF
Mar. 27/51	Montreal 3 at Detroit 2	Maurice Richard	61:09	SF
Mar. 27/38	NY Americans 3 at NY Rangers 2	Lorne Carr	60:40	QF

# 1999 DUCKS PLAYOFF STATS

POS	NO.	PLAYER	GP	G	A	PTS	+/-	PIM	PP	SH	GW	GT	S	PCTG
RW	8	TEEMU SELANNE	4	2	2	4	-1	2	1	0	0	0	7	28.6
LW	9	PAUL KARIYA	3	1	3	4	0	0	0	0	0	0	11	9.1
C	20	STEVE RUCCHIN	4	0	3	3	0	0	0	0	0	0	10	.0
LW	16	MARTY McINNIS	4	2	0	2	-1	2	2	0	0	0	12	16.7
D	2	FREDRIK OLAUSSON	4	0	2	2	-4	4	0	0	0	0	6	.0
D	23	JASON MARSHALL	4	1	0	1	-1	10	1	0	0	0	5	20.0
C	39	TRAVIS GREEN	4	0	1	1	-4	4	0	0	0	0	12	.0
D	7	PAVEL TRNKA	4	0	1	1	-3	2	0	0	0	0	2	.0
D	34	DAN TREBIL	1	0	0	0	0	2	0	0	0	0	0	.0
C	22	*JOHAN DAVIDSSON	1	0	0	0	0	0	0	0	0	0	0	.0
LW	12	*MIKE LECLERC	1	0	0	0	0	0	0	0	0	0	1	.0
LW	32	STU GRIMSON	3	0	0	0	0	30	0	0	0	0	0	.0
D	24	RUSLAN SALEI	3	0	0	0	-4	4	0	0	0	0	5	.0
D	5	KEVIN HALLER	4	0	0	0	-1	2	0	0	0	0	7	.0
LW	33	JIM McKENZIE	4	0	0	0	-2	4	0	0	0	0	5	.0
RW	17	TOMAS SANDSTROM	4	0	0	0	-2	4	0	0	0	0	9	.0
C	18	TED DRURY	4	0	0	0	-6	0	0	0	0	0	4	.0
RW	19	JEFF NIELSEN	4	0	0	0	-6	2	0	0	0	0	7	.0
D	4	JAMIE PUSHOR	4	0	0	0	-3	6	0	0	0	0	6	.0
C	14	*ANTTI AALTO	4	0	0	0	0	2	0	0	0	0	0	.0
C	11	MATT CULLEN	4	0	0	0	-2	0	0	0	0	0	6	.0

NO.	GOALTENDER	GP	MIN	GAA	W-L	EN	SO	GA	SHOTS	SV%	G	A	PIM
35	*TOM ASKEY	1	30	4.00	0-1	0	0	2	11	.818	0	0	0
31	GUY HEBERT	4	208	4.33	0-3	0	0	15	124	.879	0	0	2
<b>ANA GOALTENDING TOTALS</b>		<b>4</b>	<b>240</b>	<b>4.25</b>	<b>0-4</b>	<b>0</b>	<b>0</b>	<b>17</b>	<b>135</b>	<b>.874</b>	<b>0</b>	<b>0</b>	<b>2</b>

\* = Rookie

# 1999 DUCKS PLAYOFF NOTES



## BACK IN THE PLAYOFFS

The Mighty Ducks finished the regular season with a 35-34-13 mark for 83 points, finishing sixth in the Western Conference. The Detroit Red Wings finished 43-32-7 for 93 points in the regular season, finishing third in the Western Conference. The two clubs met in the first round of the 1999 NHL Playoffs; the Ducks' second appearance in the post-season and the second playoff meeting in three years between Anaheim and Detroit. The Red Wings won the series four games to none, ending the Ducks' season with a 3-0 win @ Anaheim on Apr. 27. Teemu Selanne (2-2=4) and Paul Kariya (1-3=4) led Anaheim in playoff scoring. Marty McInnis co-led the team in goals with two power play tallies (tying with Selanne). Steve Yzerman led the Red Wings with 5-2=7 points in the series, including three power play goals. Brendan Shanahan (3-3=6), Sergei Fedorov (1-5=6) and Nicklas Lidstrom (0-6=6) all had six points in the four games. Chris Osgood was 4-0 with a 1.50 GAA in the series.

## GAME ONE @ DETROIT (APRIL 21, 1999), RED WINGS 5, MIGHTY DUCKS 3

Steve Yzerman scored three goals (Anaheim's first-ever opponent hat trick in the playoffs) while Paul Kariya (1-2=3) and Steve Rucchin (0-3=3) earned three-point games each for the Ducks in a 5-3 Detroit win. Marty McInnis (first career playoff goal) scored the first goal of the game on the power play and Teemu Selanne netted a goal in the third. Rucchin's three assists were a Ducks playoff record. Wendel Clark and Doug Brown scored the other goals for Detroit. Guy Hebert left the game midway through the second period after getting hit in the head and was relieved by Tom Askey, who stopped nine-of-11 shots in his NHL playoff debut.

## GAME TWO @ DETROIT (APRIL 23, 1999), RED WINGS 5, MIGHTY DUCKS 1

Brendan Shanahan scored 2-1=3 points in the first period to lead Detroit to a 4-0 lead at the first intermission and eventually a 5-1 win. Teemu Selanne scored Anaheim's lone goal on the power play from Paul Kariya and Fredrik Olausson. Three of Detroit's five scores came with the man-advantage, going 3-of-9 on the evening. Guy Hebert stopped 31-of-36 shots.

## GAME THREE @ ANAHEIM (APRIL 25, 1999), RED WINGS 4, MIGHTY DUCKS 2

Steve Yzerman scored the game-winning goal on a 5-on-3 power play early in the second period and Detroit went on to a 4-2 win. Sergei Fedorov scored the first goal of the game early in the first period before Marty McInnis and Jason Marshall (first career playoff goal) scored to put the Ducks ahead by a 2-1 score. Tomas Holmstrom tied the game early in the second period before Yzerman's game-winner. Both clubs went 2-for-6 on the power play and finished with 24 shots on goal.

## GAME FOUR @ ANAHEIM (APRIL 27, 1999), RED WINGS 3, MIGHTY DUCKS: 0

Chris Osgood stopped all 31 shots he faced in a 3-0 win, clinching the series for the Red Wings. Tomas Holmstrom scored late in the second period on the power play to put the Wings ahead 1-0. Brendan Shanahan and Vyacheslav Kozlov added third period goals for Detroit to seal the win. The Red Wings went 1-for-2 on the power play, while the Ducks were 0-for-4. Detroit outshot Anaheim 38-31. Paul Kariya missed the contest with a broken left foot, suffered late in Game Three.

## PLAYOFF SPECIAL TEAMS

Anaheim went 4-20 (.200) on the power play in the series vs. Detroit and 16-23 (.696) on the penalty kill...the Ducks scored a power play goal in three-of-four games vs. Detroit in '99...Anaheim has never scored a shorthanded goal in a playoff game.

# 1997 DUCKS PLAYOFF STATS

POS	NO.	PLAYER	GP	G	A	PTS	+/-	PIM	PP	SH	GW	GT	S	PCTG
LW	9	PAUL KARIYA	11	7	6	13	-2	4	4	0	1	1	61	11.5
D	15	DMITRI MIRONOV	11	1	10	11	0	10	1	0	0	0	36	2.8
RW	8	TEEMU SELANNE	11	7	3	10	-3	4	3	0	1	0	38	18.4
D	36	J.J. DAIGNEAULT	11	2	7	9	-6	16	1	0	1	0	24	8.3
LW	23	BRIAN BELLOWES	11	2	4	6	-7	2	1	0	0	0	36	5.6
C	20	STEVE RUCCHIN	8	1	2	3	-2	10	0	0	0	0	8	12.5
C	17	JARI KURRI	11	1	2	3	2	4	0	0	0	0	18	5.6
RW	14	JOE SACCO	11	2	0	2	-4	2	0	0	0	0	20	10.0
D	33	DAVE KARPA	8	1	1	2	-2	20	0	0	1	0	13	7.7
C	54	*SEAN PRONGER	9	0	2	2	0	4	0	0	0	0	7	.0
D	29	*DARREN VAN IMPE	9	0	2	2	-3	16	0	0	0	0	11	.0
LW	16	WARREN RYCHEL	11	0	2	2	-2	19	0	0	0	0	16	.0
C	13	TED DRURY	10	1	0	1	-2	4	0	0	0	0	17	5.9
D	28	JASON MARSHALL	7	0	1	1	1	4	0	0	0	0	3	.0
D	34	*DANIEL TREBIL	9	0	1	1	-6	6	0	0	0	0	10	.0
LW	22	KEN BAUMGARTNER	11	0	1	1	0	11	0	0	0	0	0	.0
C	32	RICHARD PARK	11	0	1	1	-2	2	0	0	0	0	10	.0
LW	27	*MIKE LECLERC	1	0	0	0	0	0	0	0	0	0	0	.0
RW	21	*IGOR NIKULIN	1	0	0	0	0	0	0	0	0	0	1	.0
C	12	KEVIN TODD	4	0	0	0	-3	2	0	0	0	0	3	.0
G	35	MIKHAIL SHTALENKOV	4	0	0	0	0	2	0	0	0	0	0	.0
G	31	GUY HEBERT	9	0	0	0	0	0	0	0	0	0	0	.0
D	2	BOBBY DOLLAS	11	0	0	0	-2	4	0	0	0	0	10	.0
C	24	MARK JANSSENS	11	0	0	0	-3	15	0	0	0	0	13	.0

NO.	GOALTENDER	GP	MIN	GAA	W-L	EN	SO	GA	SHOTS	SV%	G	A	PIM
31	GUY HEBERT	9	534	2.02	4-4	1	1	18	255	.929	0	0	0
35	MIKHAIL SHTALENKOV	4	211	2.84	0-3	1	0	10	162	.938	0	0	2
ANA GOALTENDING TOTALS		11	747	2.41	4-7	2	1	30	419	.928	0	0	2

\* = Rookie





# 1997 DUCKS PLAYOFF NOTES



## FRANCHISE FIRSTS

---

A few of the Mighty Ducks playoff "firsts" from the club's first-ever playoff game on April 16, 1997 vs. Phoenix: 1st Playoff Goal - Teemu Selanne (8:57 of 1st - pp); 1st Assists - J.J. Daigneault & Paul Kariya; 1st Win - Guy Hebert; 1st Penalty - Warren Rychel (cross-check)...Guy Hebert recorded the club's first-ever playoff shutout in Game 7 (Apr. 29, 1997), giving Anaheim its first-ever playoff series win.

## PLAYOFF LEAGUE LEADERS

---

Paul Kariya ranked T-12th in playoff scoring and T-12th in goals with 7-6=13 pts. Kariya also ranked T-2nd in power play goals with 4; Dmitri Mironov ranked T-3rd among defensemen scoring with 1-10=11 pts. Mironov's 10 assists ranked T-9th in overall assists; J.J. Daigneault ranked T-8th among defensemen scoring with 2-7=9 pts; Teemu Selanne ranked T-12th in goals with 7.

## PLAYING THE EVENTUAL CHAMPS TOUGH

---

Anaheim was eliminated from the 1997 Playoffs by the eventual Stanley Cup Champion Detroit Red Wings in the Western Conference Semifinals, 4-0. The Mighty Ducks extended the Red Wings to overtime in three of those contests, including one double overtime game and one triple overtime game. Two of those overtime games came at Detroit. Guy Hebert and Mikhail Shtalenkov combined for a 2.45 GAA and .942 SV%. Only St. Louis had a better GAA (2.18) vs. Detroit in the postseason, while Anaheim was tops in save percentage vs. the Wings. The Mighty Ducks converted 36.4% of their power plays in the series - highest vs. Detroit in the playoffs.

## PLAYOFF SPECIAL TEAMS

---

The Ducks finished 10-40 on the power play in the 1997 playoffs (.250)...Anaheim finished the Phoenix series with a 6-29 conversion on the power play (.207), scoring a pp goal in all but two of the seven games...Anaheim was 4-for-11 on the power play vs. Detroit (.364) and recorded a pp goal in eight of its 11 total playoff games...Anaheim gave up only six power play goals in 44 situations in the playoffs (.864)...Anaheim held Phoenix to only three goals in 25 shorthanded situations (.880) in their first round playoff series, including stopping 16-of-17 over the last five games of the series... The Mighty Ducks stopped Detroit on 16-of-19 shorthanded situations in the series (.842) and stopped 32 of the last 36 shorthanded situations in the playoffs (.889).

## PLAYOFF OVERTIME

---

Anaheim finished 1-3 in overtime playoff games, including a 3-2 win @ Phoenix in Game Six on Apr. 27, 1997 (Paul Kariya)...the Mighty Ducks' 2-1 overtime loss on May 2, 1997 @ Detroit marked the club's first OT loss since Dec. 17, 1995 vs. Toronto, a span of 26 OT games without a loss, including playoffs (8-0-18 in that streak). That game also represented Anaheim's first-ever road overtime loss (Ducks were 8-0-15 all-time in road overtime games prior to Game One's 2-1 loss @ Detroit on May 2).

# 1997 DUCKS PLAYOFF NOTES

The Mighty Ducks became just the seventh team in NHL history to win its inaugural playoff series, defeating the Coyotes, four games to three. Anaheim came back from a 3-2 deficit in the series, becoming only the 29th of 82 teams (35.4%) to win a series after being down 3-2 since 1968. Anaheim jumped out to a 2-0 series lead, winning the first two games at the Arrowhead Pond by identical 4-2 scores. Teemu Selanne (3-2=5) and J.J. Daigneault (3-2=5) led the Ducks' attack, helping Anaheim to a two-game lead in the series. Phoenix won the next two games at America West Arena to even the series at 2-2. The series shifted back to Anaheim for Game Five where Phoenix won its third-straight game to take a 3-2 series lead. In Game Six, the Mighty Ducks defeated Phoenix at America West Arena, 3-2, in overtime to even the series at 3-3. Paul Kariya scored two goals, including the game-winner in OT. The Mighty Ducks won their first-ever playoff series, defeating Phoenix, 3-0, in Game Seven. David Karpis scored the series-winning goal early in the first period of Game Seven. Guy Hebert stopped all 31 shots faced to earn his first career playoff shutout. Paul Kariya finished as the leading scorer in the series (5-4=9). Teemu Selanne (5-3=8), Dmitri Mironov (1-6=7), and J.J. Daigneault (2-5=7) finished among the top scorers versus Phoenix. Cliff Ronning (0-7=7), Keith Tkachuk (6-0=6), Teppo Numminen (3-3=6), and Jeremy Roenick (2-4=6) led Phoenix scorers in the series.

## **GAME ONE @ ANAHEIM (APRIL 16), ANAHEIM 4, PHOENIX 2**

The first playoff game in Mighty Ducks history saw Anaheim take a 1-0 lead in their best-of-seven series vs. Phoenix, defeating the Coyotes at the Arrowhead Pond. Teemu Selanne and Paul Kariya each netted first period goals to give Anaheim a 2-0 lead. Jeremy Roenick cut the deficit in half with his 36th career playoff goal early in the second period. Anaheim and Phoenix traded goals later in the period as Selanne scored his second goal of the game and Keith Tkachuk scored on the powerplay for the Coyotes. Kariya scored his second goal of the game (empty net) at the 19:13 mark of the third period to put the game away for the Ducks. Selanne (2-1=3), Kariya (2-1=3) and J.J. Daigneault (0-2=2) each finished with multiple-points for Anaheim, while Cliff Ronning and Teppo Numminen chipped in two assists a-piece for Phoenix. The game was broadcast nationally on ESPN.

## **GAME TWO @ ANAHEIM (APRIL 18), ANAHEIM 4, PHOENIX 2**

The Mighty Ducks defeated Phoenix to take a 2-0 advantage in the best-of-seven series. J.J. Daigneault was the offensive star for the Ducks, earning his second-straight multiple-point game (2-1=3). Daigneault's second goal of the contest (13:26 of the third period) turned out to be the game-winner, giving Anaheim a 3-2 lead. Teemu Selanne scored an empty net goal with seven seconds remaining to give the Ducks the 4-2 victory. Selanne earned his second-straight multiple-point game of the playoffs (1-1=2), giving him five points (3-2=5) in two games, tying Daigneault (2-3=5) as the leading scorers in the series. Dmitri Mironov also recorded multiple-points (1-1=2) for Anaheim. Guy Hebert stopped 36-of-38 shots to earn the win.

## **GAME THREE @ PHOENIX (APRIL 20), PHOENIX 4, ANAHEIM 1**

The Coyotes cut Anaheim's lead in half, winning the first game back at America West Arena. Phoenix scored the first three goals of the game before Paul Kariya scored on the power play, cutting the deficit to 3-1 after one period. The game remained 3-1 until late in the third period when Mike Gartner put the game away with his first goal of the series. J.J. Daigneault earned his sixth point in the series, assisting on Kariya's goal. Darrin Shannon led the Phoenix attack, scoring his first two goals of the playoffs and Cliff Ronning recorded three assists, giving him 0-6=6 points in the series.

## **GAME FOUR @ PHOENIX (APRIL 22), PHOENIX 2, ANAHEIM 0**

The series is tied, 2-2, after Anaheim was shutout by the Coyotes at America West Arena. The Mighty Ducks had an apparent third period goal by Steve Rucchin disallowed after video replay found an Anaheim skater in the crease. The game remained scoreless until the 12:45 mark of the third period when Bob Corkum gave Phoenix the lead. Teppo Numminen added an empty net goal to give the Coyotes a 2-0 win. Guy Hebert stopped 23-of-24 shots faced, taking the loss.

# 1997 DUCKS PLAYOFF NOTES



## GAME FIVE @ ANAHEIM (APRIL 24), PHOENIX 5, ANAHEIM 2

The Mighty Ducks fell to the Coyotes, at the Arrowhead Pond to trail the best-of-seven series, 3-2. Phoenix took a 1-0 lead late in the first period on Keith Tkachuk's fourth goal of the series. Anaheim tied the score at the 17:37 mark of the first period when Teemu Selanne netted his fourth goal of the playoffs. Selanne's goal ended a drought in which the Mighty Ducks had not scored in 118:48 (previous Anaheim goal was by Paul Kariya at the 18:49 mark of the first period in Game Three). The Coyotes scored the next two goals before Selanne earned his second goal of the game to cut the deficit to 3-2. Bob Corkum scored his second goal of the series and Keith Tkachuk added an empty net goal to give Phoenix the 5-2 decision. Guy Hebert stopped 19-of-23 shots, taking the loss.

## GAME SIX @ PHOENIX (APRIL 27), ANAHEIM 3, PHOENIX 2 (OT)

The Mighty Ducks defeated Phoenix in overtime to even the series at 3-3. Paul Kariya scored his fourth goal of the playoffs and Brian Bellows added his first of the series to give Anaheim a 2-0 lead after two periods. Darrin Shannon scored midway through the third period to cut the Ducks' lead to 2-1, followed by Keith Tkachuk's sixth goal of the playoffs tying the score at 2-2 and sending the game into overtime. In the extra period, Teemu Selanne lofted a long, high pass that Kariya controlled and fired past Nikolai Khabibulin at the 7:29 mark of overtime to give Anaheim the 3-2 victory. Dmitri Mironov added two assists for the Mighty Ducks and Steve Rucchin earned his first-ever playoff point, assisting on Kariya's game-winner.

## GAME SEVEN @ ANAHEIM (APRIL 29), ANAHEIM 3, PHOENIX 0

Guy Hebert stopped all 31 shots he faced in earning his first-ever playoff shutout. David Karpa scored the series-winning goal just 3:11 into the game while Steve Rucchin and Joe Sacco added goals in the second period to lead the Ducks' offense. All three scores marked each player's first goals of the playoffs. Karpa finished the game with 1-1=2 points in a game that saw only three penalties called. Anaheim became only the seventh team in NHL history to win its first-ever playoff series.

## GAME ONE @ DETROIT (MAY 2), DETROIT 2, ANAHEIM 1 (OT)

The Mighty Ducks were defeated by Detroit in Game One at Joe Louis Arena, giving the Red Wings a 1-0 lead in the best-of-seven series. The game was scoreless until the 19:00 mark of the second period, when Paul Kariya scored his sixth goal of the playoffs to give Anaheim a 1-0 lead. Detroit evened the score midway through the third period, with Sergei Fedorov scoring his first goal of the post-season,



Paul Kariya celebrates his OT game-winning goal in Game Six

# 1997 DUCKS PLAYOFF NOTES

After defeating Phoenix in the first round, Anaheim was matched up with the number three seed in the West, the Detroit Red Wings. The Mighty Ducks had defeated the Red Wings, 3-0-1, in the regular season series. The playoff series between the two would have a different result, with Detroit winning the first four games, eliminating Anaheim from the 1997 Stanley Cup Playoffs. Though Detroit officially earned a sweep in the series, it was a lot closer than the numbers would indicate. Three of the games went into overtime, including one that went into double overtime and one that went into triple overtime. The goaltenders were the stars of the series, with Guy Hebert, Mikhail Shtalenkov and Mike Vernon combining for 333 total saves on 354 total shots (.941 SV%). Paul Kariya (2-2-4) and Dmitri Mironov (0-4-4) led Anaheim in scoring for the playoff series while Sergei Fedorov (2-3-5), Vyacheslav Kozlov (3-1-4), and Vladimir Konstantinov (0-4-4) led Detroit in scoring.

sending the game into overtime. Fedorov's goal was Detroit's first goal vs. Anaheim since March 12 at the Arrowhead Pond, snapping the Mighty Ducks' shutout streak vs. the Red Wings at 145:13. The goal was also the first allowed by Hebert in the playoffs since Game 6 of the Quarterfinals @ Phoenix (a span of 120:46). In the extra period, Martin Lapointe scored on a two-on-one break just 59 seconds into overtime to give the Red Wings the 2-1 win. Guy Hebert stopped 28-of-30 shots, taking the loss.

## GAME TWO @ DETROIT (MAY 4), DETROIT 3, ANAHEIM 2 (3 OT)

The Mighty Ducks played the longest game in team history (since surpassed), going into three overtime periods before dropping a 3-2 decision to the Red Wings. Vyacheslav Kozlov scored a power play goal at the 1:31 mark of the third overtime to give Detroit the win. There were 101:31 minutes of hockey played in the game that began at 2:08 p.m. and ended at 7:39 p.m. The two clubs combined for 122 shots (Wings - 71, Ducks - 51), the third-most shots by two teams in NHL playoff history. Detroit's 71 shots rank third all-time for one team. These rankings are since 1963 - the earliest year Elias Sports Bureau can research the stat. Kozlov's power play goal marked Detroit's first goal with a man-advantage vs. Anaheim this season (the Ducks had stopped all 22 Wings power plays faced this season before Kozlov's score). Mikhail Shtalenkov stopped 38-of-40 shots in relief of Guy Hebert, who left the game due to injury (Shtalenkov entered the game at the 7:02 mark of the third period). Jari Kurri scored his first goal of the playoffs while Teemu Selanne added his sixth of the post-season with just 3:07 left in regulation to send the game into overtime.

## GAME THREE @ ANAHEIM (MAY 6), DETROIT 5, ANAHEIM 3:

The Red Wings came back from deficits of 2-0 and 3-1 to take a 5-3 win in Game Three at the Arrowhead Pond. Anaheim took an early 2-0 lead on power play goals from Paul Kariya and Teemu Selanne in the first period. Ted Drury scored early in the second to give Anaheim a 3-1 lead, but the Red Wings scored two goals to knot the score at three entering the third period. Detroit outshot Anaheim, 23-6, in the second period and 49-23 in the game. Sergei Fedorov and Vyacheslav Kozlov scored two goals just 24 seconds apart at the beginning of the third to give the Wings their third win of the series. Kariya (1-1-2) and JJ. Daigneault (0-2-2) had multiple-point games for the Mighty Ducks. Mikhail Shtalenkov, starting in place of injured Guy Hebert, stopped 44-of-49 shots in the loss (career-highs in both saves and shots until Game Four).

## GAME FOUR @ ANAHEIM (MAY 8), DETROIT 3, ANAHEIM 2 (2 OT)

The Red Wings defeated the Mighty Ducks, 3-2 in double overtime, to sweep the best-of-seven series, 4-0. Joe Sacco and Brian Bellows each scored their first goals of the series to give Anaheim a 2-1 lead after two periods. Nicklas Lidstrom scored for Detroit at the 9:09 mark of the third period, sending the game into overtime. After a scoreless first overtime, Brendan Shanahan scored the game-winner for the Red Wings at the 17:05 mark of the second overtime, sending Detroit to the Western Conference Finals for the third-straight season. Paul Kariya picked up an assist, giving him 2-2-4 points in the series and 7-6-13 points in the playoffs to lead the Mighty Ducks. Dmitri Mironov assisted on Brian Bellows' goal, finishing second on the club with 1-10-11 points. Ken Baumgartner assisted on Sacco's goal, earning his first point of the post-season. Mikhail Shtalenkov stopped 70-of-73 shots in the loss. The 70 saves rank tied-for-second for saves in one NHL playoff game (record is 73) while Detroit's 73 shots rank second all-time for one NHL playoff game (record is 75). These rankings are since 1963 - the earliest year Elias Sports Bureau can research the stat. Over the final three games of the series, Shtalenkov faced 162 shots (54 shots per game), stopping 152 (.938 SV%).



# DUCKS PLAYOFF RECORDS



## INDIVIDUAL

### MOST GOALS

Career	37	Ryan Getzlaf, 2005-18 (125 games)
Playoff Season	10	Twice: Andy McDonald, 2007 (21 games); Corey Perry, 2015 (16 games)
Series	6	Joffrey Lupul, 2006 CSF vs. COL (4 games); Teemu Selanne, 2011 CQF vs. NSH (6 games)
Game	4	Joffrey Lupul, Game 3 of CSF, May 9, 2006 @ COL
Period	2	11 times (last: Ryan Getzlaf, second period of Game 4 of Second Round, May 3, 2017 @ EDM)

### MOST ASSISTS

Career	83	Ryan Getzlaf, 2005-18 (125 games)
Playoff Season	18	Ryan Getzlaf, 2015 (16 games)
Series	8	Ryan Getzlaf (twice), 2009 CSF vs. DET (7 games); 2015 WCF vs. CHI (7 games)
Game	3	Seven times (last: Ryan Getzlaf, Game 3 of WCF, May 14, 2017 @ NSH)
Period	3	Chris Kunitz, first period of Game 1 of CSF, Apr. 25, 2007 vs. VAN

### MOST POINTS

Career	120	Ryan Getzlaf (37-83=120), 2005-18 (125 games)
Playoff Season	20	Ryan Getzlaf (2-18=20), 2015 (16 games)
Series	10	Three times: Corey Perry (5-5=10), 2009 CSF vs. DET (7 games); Ryan Getzlaf (2-8=10), 2009 CSF vs. DET (7 games); Ryan Getzlaf (5-5=10), 2017 Second Round vs. EDM (7 games)
Game	4	Six times (last: Ryan Getzlaf (2-2=4), Game 4 of Second Round, May 3, 2017 @ EDM)
Period	3	Five times (last: Ryan Getzlaf, second period of Game 4 of Second Round, May 3, 2017 @ EDM)

### HIGHEST PLUS/MINUS RATING

Career	+19	Sean O'Donnell, 2006-08 (43 games)
Playoff Season	+14	Todd Marchant, 2006 (16 games)
Game	+5	Corey Perry, Game 3 of First Round, Apr. 17, 2017 @ CGY

### MOST GAMES

Career	125	Ryan Getzlaf, 2005-18
Playoff Season	21	16 players in 2003 & 11 players in 2007

### MOST SHOTS

Career	340	Corey Perry, 2005-18 (118 games)
Playoff Season	64	Andy McDonald, 2007 (21 games); Corey Perry, 2015 (16 games)
Series	40	Paul Kariya, 1997 CQF vs. PHX (7 games)
Game	11	Paul Kariya, Game 2 of CSF, May 4, 1997 @ DET
Period	5	Three times (last: Andy McDonald, in second period of Game 4 of CQF, Apr. 27, 2006 vs. CGY)

### MOST PENALTY MINUTES

Career	186	Corey Perry, 2005-18 (118 games)
Playoff Season	46	Nick Ritchie, 2017 (15 games)
Series	36	Patrick Maroon, 2014 First Round vs. DAL (6 games)
Game	20	Brad May, Game 4 of CQF, Apr. 17, 2007 @ MIN
Period	20	Brad May, third period of Game 4 of CQF on Apr. 17, 2007 @ MIN

### LONGEST PLAYOFF SCORING STREAKS

Point Streak	8 gms	Ryan Getzlaf (2-12=14), Apr. 21-May 7, 2009
Goal Streak	5 gms	Matt Beleskey (5-0=5), Apr. 30-May 10, 2015
Assist Streak	8 gms	Ryan Getzlaf (2-12=14), Apr. 21-May 7, 2009

### ALL-TIME HAT TRICKS

Two times		Andy McDonald (3-1=4), Game 1 of CSF, Apr. 25, 2007 vs. VAN; Joffrey Lupul (4-0=4), Game 3 of CSF, May 9, 2006 @ COL
-----------	--	--

### MOST OVERTIME GOALS

Career	4	Corey Perry, 2005-17 (114 games)
Playoff Season	3	Corey Perry, 2017 (17 games)

# DUCKS PLAYOFF RECORDS

## MOST GOALS - DEFENSEMEN

Playoff Season .....	4	Francois Beauchemin, 2007
Series.....	2	12 times (last: Shea Theodore, 2017 First Round vs. CGY)
Game .....	2	Five times (last: Shea Theodore, Game 3 of First Round, Apr. 17, 2017 @ CGY)

## MOST ASSISTS - DEFENSEMEN

Playoff Season .....	12	Chris Pronger, 2007
Series.....	6	Dmitri Mironov, 1997 CQF vs. PHX
Game .....	2	Many times (last: Sami Vatanen, Game 6 of WCF, May 22, 2017 @ NSH)

## MOST POINTS - DEFENSEMEN

Playoff Season .....	15	Chris Pronger, 2007
Series.....	7	J.J. Diagneault (2-5=7) and Dmitri Mirnov (1-6=7), 1997 CQF vs. PHX
Game .....	3	Four times (last: Sami Vatanen, Game 1 of the First Round, Apr. 16, 2015 vs. WPG)

## MOST GOALS - ROOKIE

Playoff Season .....	5	Bobby Ryan, 2009
Series.....	5	Bobby Ryan, 2009 CQF vs. SJ (6 games)
Game .....	2	Four times (last: Shea Theodore, Game 3 of the First Round, Apr. 17, 2017 @ CGY)

## MOST ASSISTS - ROOKIE

Playoff Season .....	7	Brandon Montour, 2017
Series.....	5	Dustin Penner, 2006 CSF vs. COL (4 games)
Game .....	3	Dustin Penner, Game 3 of the CSF, May 9, 2006 @ COL

## MOST POINTS - ROOKIE

Playoff Season .....	9	Dustin Penner and Francois Beauchemin, 2006
Series.....	6	Dustin Penner, 2006 CSF vs. COL (4 games)
Game .....	3	Dustin Penner, Game 3 of the CSF, May 9, 2006 @ COL

## MOST GAMES - ROOKIE

Playoff Season .....	21	Dustin Penner, 2007; Stanislav Chistov and Kurt Sauer, 1999
----------------------	----	---

## MOST SHOTS - ROOKIE

Playoff Season .....	49	Bobby Ryan, 2009
Series.....	26	Bobby Ryan, 2009 CSF vs. DET (7 games)
Game .....	7	Bobby Ryan, Game 3 of the CQF, Apr. 21, 2009 vs. SJ

## MOST PENALTY MINUTES - ROOKIE

Playoff Season .....	38	Patrick Maroon, 2014
Series.....	36	Patrick Maroon, 2014 First Round vs. DAL (6 games)
Game .....	15	Mike Brown, Game 1 of the CSF, May 1, 2009 @ DET

## LONGEST PLAYOFF SCORING STREAKS - ROOKIE

Point Streak.....	3 gms	Three times: Dustin Penner (1-5=6), May 7-11, 2006; Bobby Ryan (4-0=4), Apr. 19-23, 2009; Shea Theodore (2-3=5), Apr. 13-17, 2017
Goal Streak .....	3 gms	Bobby Ryan (4-0=4), Apr. 19-23, 2009
Assist Streak.....	3 gms	Dustin Penner (1-5=6), May 7-11, 2006

## MOST MINUTES PLAYED (GOALIES)

Career .....	3167	Jean-Sebastien Giguere, 2003-09 (52 games)
Playoff Season .....	1407	Jean-Sebastien Giguere, 2003 (21 games)
Series.....	498	Frederik Andersen, 2015 WCF vs. CHI (7 games)
Game .....	140:48	Jean-Sebastien Giguere, Game 1 of CSF, Apr. 24, 2003 vs. DAL (5 OT)

## MOST SHUTOUTS

Career .....	6	Jean-Sebastien Giguere, 2003-09 (52 games)
Playoff Season.....	5	Jean-Sebastien Giguere, 2003 (21 games)
Series.....	3	Jean-Sebastien Giguere, 2003 WCF vs. MIN (4 games)

## MOST SAVES

Career .....	1363	Jean-Sebastien Giguere, 2003-09 (52 games)
Playoff Season .....	659	Jean-Sebastien Giguere, 2003 (21 games)
Series.....	274	Jonas Hiller, 2009 CSF vs. DET (7 games)

# DUCKS PLAYOFF RECORDS



Game.....	70	Mikhail Shtalenkov, Game 4 of CSF, May 8, 1997 vs. DET (2 OT)
Period.....	21	Mikhail Shtalenkov, second period of Game 3 of CSF, May 6, 1997 vs. DET
Overtime.....	20	Jean-Sebastien Giguere, first OT period of Game 1 of CQF, Apr. 10, 2003 @ DET

## MOST SHOTS FACED

Career.....	1473	Jean-Sebastien Giguere, 2003-09 (52 games)
Playoff Season.....	697	Jean-Sebastien Giguere, 2003 (21 games)
Series.....	294	Jonas Hiller, 2009 CSF vs. DET (7 games)
Game.....	73	Mikhail Shtalenkov, Game 4 of CSF, May 8, 1997 vs. DET (2 OT)
Period.....	23	Mikhail Shtalenkov, second period of Game 3 of CSF, May 6, 1997 vs. DET
Overtime.....	20	Jean-Sebastien Giguere, first OT period of Game 1 of CQF, Apr. 10, 2003 @ DET

## LOWEST GOALS-AGAINST AVERAGE

Career.....	1.68	Ilya Bryzgalov, 2005-07 (16 games)
Playoff Season.....	1.41	Frederik Andersen, 2016 (5 games)
Series.....	0.22	Jean-Sebastien Giguere, 2003 WCF vs. MIN (4 games)

## HIGHEST SAVE PERCENTAGE

Career.....	.937	Ilya Bryzgalov, 2005-07 (16 games)
Playoff Season.....	.947	Frederik Andersen, 2016 (5 games)
Series.....	.992	Jean-Sebastien Giguere, 2003 WCF vs. MIN (4 games), stopped 122-of-123 shots

## GOALTENDING STREAKS

Most consecutive games played	21	Jean-Sebastien Giguere, Apr. 10, 2003-June 9, 2003
Most consecutive starts.....	21	Jean-Sebastien Giguere, Apr. 10, 2003-June 9, 2003
Most consecutive shutouts.....	3	Two times: Jean-Sebastien Giguere, Game 1 of WCF on May 10, 2003 @ MIN, Game 2 of WCF on May 12, 2003 @ MIN, Game 3 of WCF on May 14, 2003 vs. MIN; Ilya Bryzgalov, Game 7 of CQF on May 3, 2006 vs. CGY, Game 1 of CSF on May 5, 2006 vs. COL, Game 2 of CSF on May 7, 2006 vs. COL
Longest winning streak.....	6 games	Three times: Jean-Sebastien Giguere, Apr. 10-26, 2003; Ilya Bryzgalov, May 1-11, 2006; Frederik Andersen, Apr. 16-May 3, 2015
Longest losing streak.....	3 games	Four times: last, Ilya Bryzgalov, May 19-23, 2006
Longest shutout sequence	249:15	Ilya Bryzgalov, Game 7 of CQF on May 3, 2006 vs. CGY through Game 2 of CSF on May 7, 2006 vs. COL, spanning five games

# TEAM

## MOST GOALS

Playoff Season.....	58	2007 (21 games)
Series.....	22	2015 WCF vs. CHI (7 games)
Game.....	6	Six times (last: Game 3 of Second Round, Apr. 30, 2017 @ EDM)
Period.....	4	Two times: second period of Game 1 of CSF, May 5, 2006 vs. COL; third period of Game 3 of WCF, May 23, 2006 @ EDM

## MOST SHOTS

Playoff Season.....	698	2007 (21 games)
Series.....	272	2017 Second Round vs. EDM (7 games)
Game.....	64	Game 5 of Second Round, May 5, 2017 vs. EDM (2 OT)
Period.....	25	First period of Game 4 of WCF, May 25, 2006 @ EDM
Overtime Period.....	17	First OT period of Game 4 of WCF, May 23, 2015 @ CHI

## MOST PENALTY MINUTES

Playoff Season.....	399	2007 (21 games)
Series.....	175	2014 First Round vs. DAL (6 games)
Game.....	61	Game 6 of Second Round, May 7, 2017 @ EDM
Period.....	48	Third period of Game 4 of CQF, Apr. 17, 2007 @ MIN

# DUCKS PLAYOFF RECORDS

## FEWEST SHOTS

Playoff Season	115	1999 (4 games)
Series	108	2003 WCF vs. MIN (4 games)
Game	14	Game 4 of CSF, May 10, 2004 @ LA
Period	0	Second period of Game 4 of CSF, May 10, 2014 @ LA
Overtime Period	0	Four times (last: First OT Period of Game 6 of CQF, May 10, 2013 vs. DET)

## EARLIEST GOALS SCORED

Earliest goal scored from the start of game	0:25	Rickard Rakell, Game 3 of Second Round, Apr. 30, 2017 @ EDM
	0:40	Jakob Silfverberg, Game 2 of First Round, Apr. 14, 2018 vs. SJ
	0:42	Corey Perry, Game 2 of CSF, May 7, 2009 vs. DET
	0:42	Petr Sykora, Game 5 of SCF, June 5, 2003 @ NJ
Earliest goal scored from the start of OT	0:39	Steve Thomas, Game 4 of SCF, June 2, 2003 vs. NJ
	0:45	Jakob Silfverberg, Game 4 of Second Round, May 3, 2017 @ EDM
	0:45	Matt Beleskey, Game 5 of WCF, May 25, 2015 vs. CHI

## BIGGEST COMEBACK WIN

Game	Down by 3	Two times, last: Trailing by three with 3:16 left in regulation, 4-3 double OT win in Game 5 of the Second Round, May 5, 2017 vs. EDM
------	-----------	---

## MOST MULTI-GOAL COMEBACK WINS

Playoff Season	4	2017
----------------	---	------

## OPPONENTS INDIVIDUAL PLAYOFF RECORDS

### MOST GOALS

Series	6	Three times: Keith Tkachuk, 1997 CQF vs. PHX (7 games); Johan Franzen, 2009 CSF vs. DET (7 games); Marian Gaborik, 2014 Second Round vs. LA (7 games)
Game	3	Three Times: Steve Yzerman, Game 1 of CQF, Apr. 21, 1999 @ DET; Leon Draisaitl, Game 6 of Second Round, May 7, 2017 @ EDM; Colton Scissons, Game 6 of WCF, May 22, 2017 @ NSH
Period	2	Seventeen times (last: Evander Kane, second period of Game 1 of First Round, April 12, 2018 vs. SJ)

### MOST ASSISTS

Series	8	Three times: Anze Kopitar, 2014 CSF vs. LA (7 games); Duncan Keith, 2015 WCF vs. CHI (7 games); Leon Draisaitl, 2017 Second Round (7 games)
Game	3	Six times: last, Patrick Kane, Game 7 of WCF, May 30, 2015 vs. CHI
Period	3	Twice: Mikael Samuelsson, third period of Game 6 of WCF, May 22, 2007 vs. DET; Duncan Keith, second period of Game 6 of WCF, May 27, 2015 @ CHI

### MOST POINTS

Series	13	Leon Draisaitl (5-8=13), 2017 Second Round vs. EDM (7 games)
Game	5	Leon Draisaitl (3-2=5), Game 6 of Second Round, May 7, 2017 @ EDM
Period	3	Six times (last: Leon Draisaitl (2-1=3) and Mark Letestu (2-1=3), first period of Game 6 of Second Round, May 7, 2017

### MOST SHOTS

Series	37	Keith Tkachuk, 1997 CQF vs. PHX (7 games)
Game	13	Nicklas Lidstrom, Game 4 of CSF, May 8, 1997 vs. DET (2 OT)
Period	6	Nicklas Lidstrom, second period of Game 3 of CSF, May 6, 1997 vs. DET

### MOST PENALTY MINUTES

Series	29	Dan Hinote, 2006 CSF vs. COL (4 games)
Game	27	Dan Hinote, Game 1 of CSF, May 5, 2006 vs. COL
Period	27	Dan Hinote, third period of Game 1 of CSF, May 5, 2006 vs. COL



# DUCKS PLAYOFF RECORDS



## MOST MINUTES PLAYED (GOALIES)

Series.....	498	Corey Crawford, 2015 WCF vs. CHI (7 games)
Game.....	140:48	Marty Turco, Game 1 of CSF, Apr. 24, 2003 @ DAL (5 OT)

## MOST SHUTOUTS

Series.....	3	Martin Brodeur, 2003 SCF vs. NJ
-------------	---	---------------------------------

## MOST SAVES

Series.....	251	Cam Talbot, 2017 Second Round vs. EDM (7 games)
Game.....	60	Twice: Corey Crawford, Game 2 of WCF, May 19, 2015 vs. CHI (3 OT) Cam Talbot, Game 5 of Second Round, May 5, 2017 vs. EDM (2 OT)
Period.....	22	Dwayne Roloson, first period of Game 4 of WCF, May 25, 2006 @ EDM
Overtime Period.....	17	Corey Crawford, first OT period of Game 4 of WCF, May 23, 2015 @ CHI

## MOST SHOTS FACED

Series.....	272	Cam Talbot, 2017 Second Round vs. EDM (7 games)
Game.....	64	Cam Talbot, Game 5 of Second Round, May 5, 2017 vs. EDM (2 OT)
Period.....	25	Dwayne Roloson, first period of Game 4 of WCF, May 25, 2006 @ EDM
Overtime Period.....	17	Corey Crawford, first OT period of Game 4 of WCF, May 23, 2015 @ CHI

## LOWEST GOALS-AGAINST-AVERAGE

Series.....	1.00	Martin Jones, 2018 First Round vs. SJ (4 games)
-------------	------	---

## OPPONENTS TEAM RECORDS

### MOST GOALS

Series.....	24	Twice: 2015 WCF vs. CHI (7 games); 2017 Second Round vs. EDM (7 games)
Game.....	8	Game 3 of First Round, April 16, 2018 @ SJ
Period.....	5	First period of Game 6 of Second Round, May 7, 2017 @ EDM

### MOST SHOTS

Series.....	294	2009 CSF vs. DET (7 games)
Game.....	73	Game 4 of CSF, May 8, 1997 vs. DET (2 OT)
Period.....	23	Second period of Game 3 of CSF, May 6, 1997 vs. DET
Overtime Period.....	20	First OT period of Game 1 of CQF, Apr. 10, 2003 @ DET

### MOST PENALTY MINUTES

Series.....	153	2014 First Round vs. DAL (6 games)
Game.....	64	Game 5 of First Round, Apr. 25, 2014 vs. DAL
Period.....	33	Third period of Game 5 of First Round, Apr. 25, 2014 vs. DAL

### FEWEST SHOTS

Series.....	101	2007 SCF vs. OTT (5 games)
Game.....	13	Game 5 of SCF, June 6, 2007 vs. OTT
Period.....	2	First period of Game 4 of WCF, May 18, 2017 @ NSH
Overtime Period.....	0	Eight times: last, Game 5 of Second Round (2nd OT), May 5, 2017 vs. EDM

## TWO-TEAM SINGLE-GAME HIGHS & LOWS

### MOST GOALS

Game.....	9	Fourteen times: last, Game 3 of 1st Rd., ANA (1) @ SJ (8), Apr. 16, 2018
Period.....	8	Third period of Game 4 of WCF, ANA (4) @ EDM (4), May 23, 2006

### MOST SHOTS

Game.....	122	Game 2 of CSF, ANA (51) vs. DET (71), May 4, 1997 (3 OT)
Period.....	35	Second period of Game 3 of First Round, ANA (19) @ SJ (16), Apr. 16, 2018
Overtime Period.....	28	Second OT period of Game 2 of WCF, May 19, 2015 vs. CHI

### MOST PENALTY MINUTES

Game.....	121	Game 5 of First Round, DAL (64) vs. ANA (57), Apr. 25, 2014
Period.....	78	Third period of Game 6 of Second Round, ANA (46) @ EDM (32), May 7, 2017

# DUCKS PLAYOFF RECORDS

## FEWEST GOALS

Game .....	1	Four times: Game 4 of CSF, ANA (1) vs. DAL (0), Apr. 30, 2003; Game 1 of WCF, ANA (1) @ MIN (0), May 10, 2003 (2 OT); Game 4 of SCF, ANA (1) vs. NJ (0), June 2, 2003 (OT); Game 2 of SCF, ANA (1) vs. OTT (0), May 30, 2007
------------	---	--

## FEWEST SHOTS

Game .....	31	Game 5 of SCF, ANA (18) vs. OTT (13), June 6, 2007
Period .....	8	Two times: second period of Game 2 of SCF, ANA (2) @ NJ (6), May 29, 2003; first period of Game 5 of SCF, ANA (5) vs. OTT (3), June 6, 2007
Overtime Period .....	1	Six times (last, first OT period of Game 4 of Second Round, ANA (1) @ EDM (0), May 3, 2017)

## FEWEST POWER PLAY OPPORTUNITIES

Game .....	2	Game 7 of Second Round, ANA (0-1) vs. EDM (0-1), May 10, 2017
------------	---	---

## FEWEST PENALTY MINUTES

Game .....	4	Game 7 of Second Round, ANA (2) vs. EDM (2), May 10, 2017
------------	---	---



The background is a photograph of an NHL arena during a game, with the stands filled with fans. The image is overlaid with a semi-transparent orange filter. In the center, the letters "NHL" are written in a large, bold, yellow sans-serif font. Above the text, a large scoreboard is visible, displaying "HONDA Center" at the top, along with various advertisements like "ActivePDF", "GIGABLAST", "PACIFIC PREMIER", "JMC SECURITY SYSTEMS", "POWER PLAY", and "MERCURY INSURANCE". The scoreboard also shows game statistics and player names.

# NHL



## ARIZONA COYOTES

### ALL-TIME SERIES SUMMARY

Season	Series Results	GF		GA		SF		SA		Power Play	Penalty Killing	Season	Series Results	GF		GA		SF		SA		Power Play	Penalty Killing
1993-94	4-0-0	17	9	102	129	3-22	17-22					2008-09	4-1-1	23	15	198	168	10-20	25-29				
1994-95	3-1-0	12	10	111	139	1-13	15-20					2009-10	2-2-2	12	18	175	191	5-34	14-18				
1995-96	3-1-0	20	12	137	141	5-23	21-23					2010-11	3-3-0	16	21	176	208	2-20	24-27				
1996-97	1-3-0	10	14	131	119	2-18	12-16					2011-12	3-3-0	20	17	177	166	3-20	20-25				
1997-98	1-3-0	10	20	109	126	7-31	12-21					2012-13	1-1-2	13	13	136	126	3-10	8-9				
1998-99	3-1-2	17	8	174	202	2-31	27-28					2013-14	5-0-0	19	11	166	158	5-18	20-22				
1999-00	2-4-0-0	10	23	194	171	2-25	14-16					2014-15	3-0-2	11	6	178	135	1-10	12-12				
2000-01	2-2-1-0	16	14	143	128	4-34	17-21					2015-16	2-2-1	15	15	166	144	7-24	20-25				
2001-02	4-1-0-0	13	8	140	126	2-14	17-19					2016-17	3-1-0	13	6	127	91	1-9	8-9				
2002-03	2-2-1-0	12	11	159	137	3-27	14-16					2017-18	3-1-0	13	8	120	124	1-9	12-16				
2003-04	3-1-1-1	14	13	183	182	5-33	28-32					2018-19	2-1-2	11	14	154	157	3-19	16-20				
2005-06	7-0-1	32	16	262	203	11-47	47-51					2019-20	2-1-1	11	10	123	122	0-9	10-11				
2006-07	6-2-0	24	17	248	219	12-35	33-37					2020-21	2-4-2	17	24	211	233	4-18	19-22				
2007-08	3-1-4	21	19	249	258	6-33	29-37					<b>Totals</b>	<b>79-42-24</b>	<b>422</b>	<b>372</b>	<b>4449</b>	<b>4303</b>	<b>110-605</b>	<b>511-604</b>				

### ALL-TIME SERIES FAST FACTS

	Overall	@ Anaheim	@ Arizona/Winnipeg
All-Time Series:	79-42-24	44-18-11	35-24-13
Current Streak:	Three Arizona wins	Three Arizona wins	Three Arizona wins
Last Win by Anaheim:	Mar. 18, 2021 (3-2)	Mar. 18, 2021 (3-2)	Jan. 26, 2021 (1-0)
Last Win by Arizona:	Apr. 4, 2021 (3-2, OT)	Apr. 4, 2021 (3-2, OT)	Feb. 24, 2021 (4-3, OT)
Last 10 games:	3-5-2	5-2-3	4-4-2
Overtime Record:	12-0-24	7-0-12	5-0-12
Longest Winning Streak:	Six games	10 games	Five games
	Nov. 24, 1993-Jan. 27, 1995	Nov. 9, 2003-Mar. 7, 2007	Nov. 18, 2000-Mar. 28, 2002
Longest Losing Streak:	Four games, three times	Three games, two times	Four games
	Last: Jan. 15, 2011-Nov. 23, 2011	Last: Dec. 5, 2010-Oct. 23, 2011	Apr. 11, 2009-Mar. 6, 2010
Last Shutout by Anaheim:	Jan. 26, 2021 (1-0)	Mar. 6, 2013 (2-0)	Jan. 26, 2021 (1-0)
Last Shutout by Arizona:	Feb. 24, 2018 (2-0)	Oct. 14, 2015 (4-0)	Feb. 24, 2018 (2-0)
Biggest Anaheim win:	Nov. 30, 2005 (6-1)	Nov. 30, 2005 (6-1)	Five wins by four goals
Biggest Arizona win:	Nov. 22, 1999 (8-2)	Nov. 22, 1999 (8-2)	Mar. 14, 2019 (6-1)

## BOSTON BRUINS

### ALL-TIME SERIES SUMMARY

Season	Series Results	GF		GA		SF		SA		Power Play	Penalty Killing	Season	Series Results	GF		GA		SF		SA		Power Play	Penalty Killing
1993-94	0-1-1	4	6	35	79	0-9	8-9					2008-09	0-1-0	0	6	35	27	0-3	2-4				
1994-95	Did not play											2009-10	2-0-0	10	4	62	64	3-6	8-8				
1995-96	1-1-0	6	10	51	67	0-6	5-6					2010-11	1-0-0	3	0	25	45	0-1	2-2				
1996-97	1-1-0	6	7	52	75	1-7	9-9					2011-12	0-1-0	2	3	27	25	1-3	2-2				
1997-98	1-1-0	3	3	49	60	1-6	10-10					2012-13	Did not play										
1998-99	1-1-0	4	2	60	52	3-7	7-8					2013-14	1-0-1	7	4	43	55	3-7	4-5				
1999-00	1-1-0-0	6	5	56	50	2-7	9-10					2014-15	2-0-0	6	4	60	63	0-5	5-7				
2000-01	0-0-0-1	2	3	30	28	1-7	5-8					2015-16	2-0-0	10	2	65	72	1-6	6-6				
2001-02	0-1-1-0	4	6	54	78	1-12	4-6					2016-17	2-0-0	9	6	52	63	0-6	8-9				
2002-03	1-0-0-0	4	1	23	27	2-6	7-7					2017-18	2-0-0	7	3	54	73	1-2	6-6				
2003-04	0-0-0-1	4	4	29	30	1-3	0-1					2018-19	0-2-0	1	6	55	60	0-7	5-8				
2005-06	0-0-1	3	4	28	24	2-9	4-4					2019-20	0-1-0	2	4	32	23	0-4	1-3				
2006-07	Did not play											2020-21	Did not play										
2007-08	1-0-0	2	1	30	19	0-3	3-3					<b>Totals</b>	<b>19-12-6</b>	<b>104</b>	<b>95</b>	<b>1007</b>	<b>1159</b>	<b>23-132</b>	<b>120-141</b>				

### ALL-TIME SERIES FAST FACTS

	Overall	@ Anaheim	@ Boston
All-Time Series:	19-12-6	9-5-4	10-7-2
Current Streak:	Three Boston wins	One Boston win	Two Boston wins
Last Win by Anaheim:	Jan. 30, 2018 (3-1)	Nov. 11, 2017 (4-2)	Jan. 30, 2018 (3-1)
Last Win by Boston:	Oct. 14, 2019 (4-2)	Feb. 15, 2019 (3-0)	Oct. 14, 2019 (4-2)
Last 10 games:	7-3-0	7-2-1	6-3-1
Overtime Record:	2-0-6	1-0-4	1-0-2
Longest Winning Streak:	Nine games	Five games	Four games
	Jan. 4, 2014-Jan. 30, 2018	Jan. 4, 2014-Nov. 11, 2017	Mar. 26, 2015-Jan. 30, 2018
Longest Losing Streak:	Three games	Two games	Two games, three times
	Dec. 20, 1996-Oct. 13, 1997	Oct. 20, 2018-present	Last: Dec. 20, 2018-present
Last Shutout by Anaheim:	Mar. 18, 2016 (4-0)	Mar. 18, 2016 (4-0)	Dec. 20, 2010 (3-0)
Last Shutout by Boston:	Feb. 15, 2019 (3-0)	Feb. 15, 2019 (3-0)	Feb. 26, 2009 (6-0)
Biggest Anaheim win:	Oct. 8, 2009 (6-1)	Mar. 18, 2016 (4-0)	Oct. 8, 2009 (6-1)
Biggest Boston win:	Feb. 26, 2009 (6-0)	Two wins by three goals	Feb. 26, 2009 (6-0)



# BUFFALO SABRES

## ALL-TIME SERIES SUMMARY

Season	Series Results	GF	GA	SF	SA	Power Play	Penalty Killing	Season	Series Results	GF	GA	SF	SA	Power Play	Penalty Killing
1993-94	0-2-0	2	7	45	41	1-7	11-12	2008-09	2-0-0	6	4	59	59	2-6	5-6
1994-95	Did not play							2009-10	1-0-0	5	4	30	45	1-3	3-4
1995-96	2-0-0	7	3	81	62	3-12	13-13	2010-11	0-1-0	2	5	23	42	2-4	3-5
1996-97	1-0-1	6	3	92	44	1-10	10-12	2011-12	0-2-0	1	6	73	49	0-7	6-9
1997-98	0-2-0	2	7	61	54	0-7	8-10	2012-13	Did not play						
1998-99	1-1-0	9	5	56	52	2-6	7-9	2013-14	2-0-0	12	5	75	44	2-5	3-4
1999-00	0-1-1-0	2	7	48	72	2-9	8-9	2014-15	2-0-0	9	2	78	35	1-10	5-5
2000-01	0-1-1-0	2	6	40	62	0-5	8-8	2015-16	1-1-0	1	3	73	48	1-6	7-7
2001-02	0-1-0-0	1	3	17	18	1-4	3-4	2016-17	1-0-1	6	3	84	57	1-4	2-3
2002-03	0-1-0-0	0	4	22	36	0-5	4-5	2017-18	1-1-0	5	6	59	64	1-7	4-5
2003-04	0-2-0-0	4	10	62	70	2-5	4-6	2018-19	0-2-0	2	7	68	78	0-5	5-8
2005-06	0-0-1	2	3	30	31	0-4	1-2	2019-20	2-0-0	8	4	59	66	1-5	7-9
2006-07	Did not play							2020-21	Did not play						
2007-08	1-0-0	4	1	33	23	2-3	4-4	Totals	17-18-5	98	108	1268	1152	26-139	131-159

## ALL-TIME SERIES FAST FACTS

	Overall	@ Anaheim	@ Buffalo
All-Time Series:	17-18-5	9-10-1	8-8-4*
Current Streak:	Two Anaheim wins	One Anaheim win	One Anaheim win
Last Win by Anaheim:	Feb. 9, 2020 (3-2)	Oct. 16, 2019 (5-2)	Feb. 6, 2018 (4-3 OT)
Last Win by Buffalo:	Dec. 22, 2018 (3-0)	Oct. 21, 2018 (4-2)	Dec. 22, 2018 (3-0)
Last 10 games:	5-4-1	6-3-1	6-3-1*
Overtime Record:	2-0-6	1-0-2	1-0-4
Longest Winning Streak:	Four games, two times	Three games, two times	Two games, two times
	Last: Nov. 2, 2013-Oct. 22, 2014	Last: Nov. 8, 2013-Feb. 24, 2016	Last: Feb. 9, 2017-Feb. 6, 2018
Longest Losing Streak:	Five games	Six games	Three games
	Jan. 16, 2002-Dec. 8, 2005	Jan. 7, 1998-Oct. 24, 2003	Dec. 4, 2002-Dec. 8, 2005
Last Shutout by Anaheim:	Feb. 24, 2016 (1-0)	Feb. 24, 2016 (1-0)	None
Last Shutout by Buffalo:	Dec. 22, 2018 (3-0)	Feb. 29, 2012 (2-0)	Dec. 22, 2018 (3-0)
Biggest Anaheim win:	Jan. 1, 1999 (7-2)	Nov. 8, 2013 (6-2)	Jan. 1, 1999 (7-2)
Biggest Buffalo win:	Jan. 17, 2000 (5-0)	Jan. 17, 2000 (5-0)	Two wins by four goals

\*Road game played at Hartwall Areena, Helsinki, Finland

# CALGARY FLAMES

## ALL-TIME SERIES SUMMARY

Season	Series Results	GF	GA	SF	SA	Power Play	Penalty Killing	Season	Series Results	GF	GA	SF	SA	Power Play	Penalty Killing
1993-94	0-2-0	2	7	45	41	1-7	11-12	2008-09	2-0-0	6	4	59	59	2-6	5-6
1994-95	Did not play							2009-10	1-0-0	5	4	30	45	1-3	3-4
1995-96	2-0-0	7	3	81	62	3-12	13-13	2010-11	0-1-0	2	5	23	42	2-4	3-5
1996-97	1-0-1	6	3	92	44	1-10	10-12	2011-12	0-2-0	1	6	73	49	0-7	6-9
1997-98	0-2-0	2	7	61	54	0-7	8-10	2012-13	Did not play						
1998-99	1-1-0	9	5	56	52	2-6	7-9	2013-14	2-0-0	12	5	75	44	2-5	3-4
1999-00	0-1-1-0	2	7	48	72	2-9	8-9	2014-15	2-0-0	9	2	78	35	1-10	5-5
2000-01	0-1-1-0	2	6	40	62	0-5	8-8	2015-16	1-1-0	1	3	73	48	1-6	7-7
2001-02	0-1-0-0	1	3	17	18	1-4	3-4	2016-17	1-0-1	6	3	84	57	1-4	2-3
2003-04	0-2-0-0	4	10	62	70	2-5	4-6	2017-18	1-1-0	5	6	59	64	1-7	4-5
2005-06	0-0-1	2	3	30	31	0-4	1-2	2018-19	0-2-0	2	7	68	78	0-5	5-8
2006-07	Did not play							2019-20	2-0-0	8	4	59	66	1-5	7-9
2007-08	1-0-0	4	1	33	23	2-3	4-4	2020-21	Did not play						
								Totals	17-18-5	98	108	1268	1152	26-139	131-159

## ALL-TIME SERIES FAST FACTS

	Overall	@ Anaheim	@ Buffalo
All-Time Series:	17-18-5	9-10-1	8-8-4*
Current Streak:	Two Anaheim wins	One Anaheim win	One Anaheim win
Last Win by Anaheim:	Feb. 9, 2020 (3-2)	Oct. 16, 2019 (5-2)	Feb. 6, 2018 (4-3 OT)
Last Win by Buffalo:	Dec. 22, 2018 (3-0)	Oct. 21, 2018 (4-2)	Dec. 22, 2018 (3-0)
Last 10 games:	5-4-1	6-3-1	6-3-1*
Overtime Record:	2-0-6	1-0-2	1-0-4
Longest Winning Streak:	Four games, two times	Three games, two times	Two games, two times
	Last: Nov. 2, 2013-Oct. 22, 2014	Last: Nov. 8, 2013-Feb. 24, 2016	Last: Feb. 9, 2017-Feb. 6, 2018
Longest Losing Streak:	Five games	Six games	Three games
	Jan. 16, 2002-Dec. 8, 2005	Jan. 7, 1998-Oct. 24, 2003	Dec. 4, 2002-Dec. 8, 2005
Last Shutout by Anaheim:	Feb. 24, 2016 (1-0)	Feb. 24, 2016 (1-0)	None
Last Shutout by Buffalo:	Dec. 22, 2018 (3-0)	Feb. 29, 2012 (2-0)	Dec. 22, 2018 (3-0)
Biggest Anaheim win:	Jan. 1, 1999 (7-2)	Nov. 8, 2013 (6-2)	Jan. 1, 1999 (7-2)
Biggest Buffalo win:	Jan. 17, 2000 (5-0)	Jan. 17, 2000 (5-0)	Two wins by four goals

\*Road game played at Hartwall Areena, Helsinki, Finland

## CAROLINA HURRICANES

### ALL-TIME SERIES SUMMARY

Season	Series Results	GF	GA	SF	SA	Power Play	Penalty Killing	Season	Series Results	GF	GA	SF	SA	Power Play	Penalty Killing
1993-94	2-0-0	9	5	72	67	1-8	10-11	2008-09	1-1-0	5	4	60	61	1-8	8-8
1994-95	Did not play							2009-10	1-0-0	3	2	33	30	1-2	3-3
1995-96	0-2-0	5	7	61	59	2-17	14-15	2010-11	0-1-0	2	4	45	32	1-7	1-3
1996-97	1-1-0	7	7	67	74	1-5	4-7	2011-12	2-0-0	5	4	71	65	1-6	3-4
1997-98	0-2-0	2	5	48	58	0-8	12-12	2012-13	Did not play						
1998-99	1-1-0	6	7	72	65	1-8	6-7	2013-14	1-0-1	7	5	64	75	1-6	8-9
1999-00	0-0-1-0	4	4	26	43	1-2	5-5	2014-15	2-0-0	7	5	48	68	1-5	6-7
2000-01	0-1-1-0	2	6	61	48	0-10	9-12	2015-16	1-1-0	5	6	52	49	0-1	5-6
2001-02	0-1-0-0	1	4	20	28	0-5	5-5	2016-17	2-0-0	9	7	65	64	0-6	6-7
2002-03	2-0-0-0	6	1	44	57	1-8	9-9	2017-18	2-0-0	6	5	48	67	0-2	5-6
2003-04	2-0-0-0	6	3	74	42	2-11	7-8	2018-19	1-1-0	3	5	48	70	0-8	10-10
2005-06	0-1-0	2	6	37	31	0-4	4-5	2019-20	2-0-0	6	3	57	66	0-3	4-5
2006-07	0-1-0	2	4	27	27	1-6	3-6	2020-21	Did not play						
2007-08	Did not play							Totals	23-14-3	110	109	1200	1246	16-146	147-170

### ALL-TIME SERIES FAST FACTS

	Overall	@ Anaheim	@ Carolina/Hartford
All-Time Series:	23-14-3	12-7-1	11-7-2
Current Streak:	Two Anaheim wins	One Anaheim win	Six Anaheim wins
Last Win by Anaheim:	Jan. 17, 2020 (2-1 OT)	Oct. 18, 2019 (4-2)	Jan. 17, 2020 (2-1 OT)
Last Win by Carolina:	Dec. 7, 2018 (4-1)	Dec. 7, 2018 (4-1)	Nov. 15, 2013 (3-2 SO)
Last 10 games:	8-2-0	7-3-0	8-1-1
Overtime Record:	8-0-3	4-0-1	4-0-2
Longest Winning Streak:	Five games	Four games	Five games
Longest Losing Streak:	Last: Nov. 10, 2016-Nov. 30, 2018 Three games, two times	Nov. 25, 2009-Feb. 3, 2015 Two games	Feb. 12, 2015-present Five games
Last Shutout by Anaheim:	Last: Dec. 6, 2005-Oct. 19, 2008 Feb. 23, 2003 (4-0)	Dec. 6, 2005-Oct. 19, 2008 None	Oct. 11, 1995-Jan. 14, 2001 Feb. 23, 2003 (4-0)
Last Shutout by Carolina:	Jan. 14, 2001 (4-0)	None	Jan. 14, 2001 (4-0)
Biggest Anaheim win:	Feb. 23, 2003 (4-0)	Two wins by three goals	Feb. 23, 2003 (4-0)
Biggest Carolina win:	Three wins by four goals	Two wins by three goals	Jan. 14, 2001 (4-0)

## CHICAGO BLACKHAWKS

### ALL-TIME SERIES SUMMARY

Season	Series Results	GF	GA	SF	SA	Power Play	Penalty Killing	Season	Series Results	GF	GA	SF	SA	Power Play	Penalty Killing
1993-94	1-4-0	10	13	129	146	2-20	14-16	2008-09	1-2-1	7	10	119	131	2-9	10-12
1994-95	1-3-0	5	12	84	126	0-19	12-16	2009-10	3-1-0	12	8	106	140	4-12	12-14
1995-96	0-3-1	7	14	81	138	3-23	17-22	2010-11	2-1-1	7	9	96	145	1-12	8-10
1996-97	3-0-1	11	6	104	111	4-17	13-15	2011-12	1-2-1	11	13	122	120	3-15	12-16
1997-98	2-2-0	7	11	113	129	0-24	15-18	2012-13	3-0-0	8	5	81	80	1-7	9-12
1998-99	3-1-0	13	8	102	106	3-17	18-21	2013-14	1-2-0	4	8	76	85	1-8	9-10
1999-00	3-1-1-0	17	15	139	130	5-20	16-19	2014-15	1-2-0	3	8	71	109	1-6	11-11
2000-01	2-2-0-0	11	9	86	137	3-10	17-19	2015-16	1-0-2	5	6	108	79	1-9	7-9
2001-02	1-2-1-0	8	7	110	129	2-19	11-13	2016-17	2-1-0	7	3	88	105	1-7	6-7
2002-03	4-0-0-0	16	10	112	128	4-15	12-12	2017-18	2-1-0	12	12	92	119	2-6	7-10
2003-04	2-1-1-0	11	9	123	124	3-17	17-20	2018-19	1-2-0	8	9	89	100	0-6	9-11
2005-06	4-0-0	14	6	111	121	3-30	23-24	2019-20	0-2-1	6	13	114	110	1-8	7-8
2006-07	3-0-1	14	6	116	92	6-28	14-17	2020-21	Did not play						
2007-08	3-1-0	13	10	101	123	4-25	19-22	Totals	50-36-12	249	242	2673	3063	60-389	325-384

### ALL-TIME SERIES FAST FACTS

	Overall	@ Anaheim	@ Chicago
All-Time Series:	50-36-12	26-15-6	24-21-6
Current Streak:	Four Chicago wins	Two Chicago wins	Three Chicago wins
Last Win by Anaheim:	Dec. 5, 2018 (4-2)	Dec. 5, 2018 (4-2)	Feb. 15, 2018 (3-2)
Last Win by Chicago:	Mar. 3, 2020 (6-2)	Nov. 3, 2019 (3-2 OT)	Mar. 3, 2020 (6-2)
Last 10 games:	4-5-1	3-5-2	4-5-1
Overtime Record:	4-1-11	1-1-7	3-0-5
Longest Winning Streak:	Seven games	Five games	Six games
Longest Losing Streak:	Nov. 28, 2003-Oct. 28, 2006 Five games	Feb. 1, 1998-Dec. 17, 2000 Five games	Mar. 5, 2004-Dec. 7, 2007 Four games, two times
Last Shutout by Anaheim:	Apr. 6, 2017 (4-0)	Apr. 6, 2017 (4-0)	Mar. 9, 2017 (1-0)
Last Shutout by Chicago:	Oct. 26, 2015 (1-0)	Feb. 5, 2014 (2-0)	Oct. 26, 2015 (1-0)
Biggest Anaheim win:	Two wins by four goals	Apr. 6, 2017 (4-0)	Jan. 6, 1994 (6-2)
Biggest Chicago win:	Three wins by four goals	Nov. 19, 1997 (4-0)	Two wins by four goals

## COLORADO AVALANCHE

### ALL-TIME SERIES SUMMARY

Season	Series Results	GF	GA	SF	SA	Power Play	Penalty Killing	Season	Series Results	GF	GA	SF	SA	Power Play	Penalty Killing
1993-94	1-1-0	6	4	58	58	0-11	10-12	2008-09	4-0-0	19	7	115	130	6-18	12-15
1994-95	Did not play							2009-10	3-1-0	17	10	137	99	5-16	11-15
1995-96	3-3-0	19	17	162	178	3-28	20-26	2010-11	4-0-0	17	8	136	110	5-19	9-10
1996-97	0-2-3	14	18	140	183	3-20	21-26	2011-12	1-2-1	8	13	106	127	3-9	6-8
1997-98	2-2-1	14	15	151	139	3-27	30-35	2012-13	2-1-0	8	7	81	82	4-11	6-8
1998-99	1-3-0	8	14	117	138	3-22	12-16	2013-14	2-1-0	10	12	105	98	0-8	6-10
1999-00	1-2-1-0	10	11	123	77	2-20	9-15	2014-15	2-1-0	8	8	110	65	0-11	7-8
2000-01	0-3-1-0	4	11	107	93	1-14	11-13	2015-16	1-2-0	5	9	103	83	2-12	10-11
2001-02	0-3-1-0	5	9	90	119	1-16	16-18	2016-17	3-0-0	11	3	99	85	2-7	7-8
2002-03	3-0-0-1	14	11	106	130	5-19	26-30	2017-18	1-2-0	6	9	94	99	0-6	14-18
2003-04	2-1-0-1	7	8	109	128	3-16	18-22	2018-19	2-0-1	10	8	93	112	3-8	4-9
2005-06	1-3-0	13	15	123	127	5-19	18-20	2019-20	2-1-0	9	6	83	101	1-7	6-10
2006-07	1-1-2	9	9	152	115	3-20	13-16	2020-21	2-4-2	19	30	198	288	2-20	24-30
2007-08	3-1-0	6	5	116	103	2-14	15-15	Totals	47-40-15	276	271	3014	3067	67-398	333-415

### ALL-TIME SERIES FAST FACTS

	Overall	@ Anaheim	@Colorado/Quebec
<b>All-Time Series:</b>	47-40-15	25-19-7	22-21-8
<b>Current Streak:</b>	Four Colorado wins	Two Colorado wins	Two Colorado wins
<b>Last Win by Anaheim:</b>	Mar. 6, 2021 (6-5 OT)	Jan. 24, 2021 (3-1)	Mar. 6, 2021 (6-5 OT)
<b>Last Win by Colorado:</b>	Apr. 11, 2021 (4-1)	Apr. 11, 2021 (4-1)	Mar. 29, 2021 (5-2)
<b>Last 10 games:</b>	3-5-2	5-3-2	5-4-1
<b>Overtime Record:</b>	12-0-15	9-0-7	3-0-8
<b>Longest Winning Streak:</b>	Six games	Five games	Six games
	Mar. 21, 2010-Mar. 28, 2011	Feb. 25, 2007-Mar. 29, 2009	Jan. 31, 2009-Mar. 11, 2011
<b>Longest Losing Streak:</b>	Four games	Four games	Six games
	Last: Mar. 16-Apr. 11, 2021	Nov. 15, 2000-Apr. 12, 2002	Nov. 18, 2003-Feb. 13, 2007
<b>Last Shutout by Anaheim:</b>	Feb. 6, 2013 (3-0)	Dec. 19, 2003 (1-0)	Feb. 6, 2013 (3-0)
<b>Last Shutout by Colorado:</b>	Apr. 9, 2021 (2-0)	Apr. 9, 2021 (2-0)	Mar. 9, 2016 (3-0)
<b>Biggest Anaheim win:</b>	Mar. 25, 2009 (7-2)	Three wins by four goals	Mar. 25, 2009 (7-2)
<b>Biggest Colorado win:</b>	Oct. 2, 2013 (6-1)	Three wins by three goals	Oct. 2, 2013 (6-1)

## COLUMBUS BLUE JACKETS

### ALL-TIME SERIES SUMMARY

Season	Series Results	GF	GA	SF	SA	Power Play	Penalty Killing	Season	Series Results	GF	GA	SF	SA	Power Play	Penalty Killing
2000-01	0-3-0-0	10	16	121	84	3-16	11-19	2011-12	2-1-1	15	13	117	87	6-17	10-15
2001-02	1-3-0-0	8	10	123	115	1-19	9-12	2012-13	1-0-2	6	7	87	73	3-8	7-7
2002-03	4-0-0-0	14	5	125	113	3-15	17-18	2013-14	1-1-0	6	7	68	54	1-7	4-6
2003-04	1-2-1-0	7	8	152	118	1-20	18-20	2014-15	1-1-0	7	6	74	44	3-9	5-7
2005-06	2-1-1	10	9	150	123	3-22	32-37	2015-16	1-0-1	7	5	61	70	1-5	5-6
2006-07	2-1-1	16	13	130	130	6-21	21-22	2016-17	0-1-1	2	7	67	55	0-7	7-8
2007-08	3-1-0	7	9	124	119	4-24	25-31	2017-18	1-1-0	6	6	62	67	0-6	10-11
2008-09	3-1-0	13	9	98	121	2-15	21-24	2018-19	2-0-0	5	3	52	63	0-6	9-9
2009-10	1-2-1	11	14	133	131	3-16	12-16	2019-20	1-1-0	5	5	63	54	0-3	5-6
2010-11	2-2-0	13	9	133	115	6-16	11-14	2020-21	Did not play						
Totals	30-22-9	168	161	1940	1736	46-252	239-288								

### ALL-TIME SERIES FAST FACTS

	Overall	@ Anaheim	@Columbus
<b>All-Time Series:</b>	30-22-9	16-10-5	14-12-4
<b>Current Streak:</b>	One Columbus win	One Columbus win	Two Anaheim wins
<b>Last Win by Anaheim:</b>	Oct. 11, 2019 (2-1 OT)	Nov. 4, 2018 (3-2 OT)	Oct. 11, 2019 (2-1 OT)
<b>Last Win by Columbus:</b>	Jan. 7, 2020 (4-3)	Jan. 7, 2020 (4-3)	Dec. 1, 2017 (4-2)
<b>Last 10 games:</b>	5-3-2	5-3-2	4-3-3
<b>Overtime Record:</b>	6-0-9	3-0-4	3-0-5
<b>Longest Winning Streak:</b>	Five games, two times	Three games, two times	Three games, two times
	Last: Nov. 1, 2007-Dec. 7, 2008	Last: Nov. 1, 2007-Dec. 7, 2008	Last: Dec. 10, 2007-Feb. 21, 2009
<b>Longest Losing Streak:</b>	Five games	Four games	Four games, two times
	Jan. 27, 2001-Dec. 31, 2001	Dec. 31, 2008-Nov. 19, 2010	Last: Mar. 24, 2015-Dec. 1, 2017
<b>Last Shutout by Anaheim:</b>	Jan. 7, 2011 (6-0)	Jan. 7, 2011 (6-0)	None
<b>Last Shutout by Columbus:</b>	Oct. 28, 2016 (4-0)	Oct. 28, 2016 (4-0)	Oct. 5, 2007 (4-0)
<b>Biggest Anaheim win:</b>	Jan. 7, 2011 (6-0)	Jan. 7, 2011 (6-0)	Two wins by three goals
<b>Biggest Columbus win:</b>	Two wins by four goals	Oct. 28, 2016 (4-0)	Oct. 5, 2007 (4-0)

## DALLAS STARS

### ALL-TIME SERIES SUMMARY

2021-22 Season Summary																			
Series		Power Play						Penalty Killing		Series		Power Play						Penalty Killing	
Season	Results	GF	GA	SF	SA	Play	Killing	Season	Results	GF	GA	SF	SA	Play	Killing				
1993-94	3-2-0	17	15	128	156	6-25	21-26	2008-09	3-2-1	15	19	171	190	4-21	23-29				
1994-95	0-4-0	3	19	96	148	0-14	14-18	2009-10	2-3-1	15	18	194	221	2-15	16-19				
1995-96	1-3-0	9	14	132	119	3-20	18-23	2010-11	4-2-0	21	16	172	175	6-22	19-24				
1996-97	1-3-0	9	12	96	135	0-8	9-14	2011-12	1-5-0	11	19	173	145	3-21	13-17				
1997-98	1-3-0	5	16	98	115	0-15	9-11	2012-13	3-2-0	12	9	136	138	2-13	18-20				
1998-99	1-4-1	12	19	172	171	5-22	20-26	2013-14	1-2-0	9	11	104	96	3-10	9-10				
1999-00	3-3-0-0	17	15	153	150	2-25	28-35	2014-15	2-1-0	5	6	65	94	0-6	10-12				
2000-01	0-4-0-1	5	20	115	131	2-21	13-17	2015-16	2-1-0	10	7	79	83	2-9	9-11				
2001-02	3-1-1-0	15	10	123	156	5-23	19-22	2016-17	1-2-0	6	10	109	81	2-14	10-11				
2002-03	1-3-1-0	8	13	136	144	3-24	13-17	2017-18	2-1-0	8	5	77	104	2-10	5-7				
2003-04	2-2-2-0	13	14	149	172	6-22	27-32	2018-19	1-2-0	11	13	86	121	1-6	5-9				
2005-06	2-5-1	17	25	225	222	4-43	41-52	2019-20	0-2-0	1	5	57	56	1-4	3-5				
2006-07	4-2-2	21	14	232	219	7-39	35-40	2020-21	Did not play										
2007-08	3-5-0	14	24	185	189	8-45	29-38	Totals	47-69-11	289	368	3463	3731	79-497	436-545				

### ALL-TIME SERIES FAST FACTS

	Overall	@ Anaheim	@Dallas
All-Time Series:	47-69-11	31-28-4	16-41-7
Current Streak:	Two Dallas wins	Six Anaheim wins	Seven Dallas wins
Last Win by Anaheim:	Dec. 12, 2018 (6-3)	Dec. 12, 2018 (6-3)	Mar. 1, 2015 (3-1)
Last Win by Dallas:	Jan. 9, 2020 (3-0)	Jan. 9, 2020 (3-0)	Oct. 24, 2019 (2-1)
Last 10 games:	4-6-0	7-3-0	2-8-0
Overtime Record:	11-0-12	7-0-5	4-0-7
Longest Winning Streak:	Three games, three times Last: Mar. 14-Apr. 3, 2013	Six games Jan. 15, 2016-Dec. 12, 2018	Two games, three times Last: Oct. 31, 2014-Mar. 1, 2015
Longest Losing Streak:	Nine games Dec. 22, 1993-Mar. 28, 1996	Four games Dec. 22, 1993-Mar. 5, 1996	Nine games Mar. 22, 1994-Mar. 13, 1998
Last Shutout by Anaheim:	Feb. 21, 2018 (2-0)	Feb. 21, 2018 (2-0)	Apr. 1, 2013 (4-0)
Last Shutout by Dallas:	Jan. 9, 2020 (3-0)	Jan. 9, 2020 (3-0)	Mar. 10, 2012 (2-0)
Biggest Anaheim win:	Jan. 25, 2002 (6-1)	Apr. 8, 2015 (4-0)	Jan. 25, 2002 (6-1)
Biggest Dallas win:	Mar. 21, 2001 (8-0)	Nov. 5, 2007 (5-0)	Mar. 21, 2001 (8-0)

## DETROIT RED WINGS

### ALL-TIME SERIES SUMMARY

Series		Power						Penalty		Series		Power						Penalty	
Season	Results	GF	GA	SF	SA	Play	Killing	Season	Results	GF	GA	SF	SA	Play	Killing	Season	Results		
1993-94	0-3-1	12	22	110	151	7-18	10-15	2008-09	1-3-0	11	15	104	152	5-18	15-20				
1994-95	0-3-1	15	21	109	152	5-18	8-12	2009-10	2-1-1	13	12	115	154	2-14	17-23				
1995-96	0-3-1	6	18	111	145	3-18	11-20	2010-11	1-3-0	6	14	115	142	0-9	17-19				
1996-97	3-0-1	7	3	99	132	1-11	13-13	2011-12	1-2-1	7	10	110	127	1-19	18-19				
1997-98	0-3-1	7	13	102	151	1-19	10-16	2012-13	1-2-0	7	9	105	72	1-9	8-11				
1998-99	1-3-0	9	12	110	136	5-23	19-23	2013-14	2-0-0	6	2	53	40	0-7	7-7				
1999-00	2-2-0-0	12	13	103	123	4-19	13-18	2014-15	2-0-0	6	5	51	67	0-7	6-7				
2000-01	0-3-0-1	6	11	85	149	1-18	16-23	2015-16	1-1-0	5	5	66	51	0-6	7-7				
2001-02	1-2-1-0	6	8	103	107	1-18	12-18	2016-17	1-1-0	6	6	49	55	2-6	6-6				
2002-03	1-2-0-1	8	9	114	144	2-24	13-15	2017-18	1-1-0	5	4	69	46	0-6	7-7				
2003-04	1-2-1-0	13	18	115	160	2-11	13-15	2018-19	1-1-0	3	5	51	46	1-5	2-2				
2005-06	1-3-0	6	9	104	130	3-18	19-25	2019-20	1-0-1	6	5	56	68	0-5	1-6				
2006-07	2-2-0	9	6	105	115	4-21	19-22	2020-21	Did not play										
2007-08	2-1-1	12	9	88	139	4-23	24-30	Totals	29-47-13	209	264	2402	2954	55-370	315-399				

### ALL-TIME SERIES FAST FACTS

	Overall	@ Anaheim	@Detroit
All-Time Series:	29-47-13	21-19-5	8-28-8
Current Streak:	One Detroit win	One Detroit win	One Anaheim win
Last Win by Anaheim:	Oct. 8, 2019 (3-1)	Oct. 8, 2018 (3-2 SO)	Oct. 8, 2019 (3-1)
Last Win by Detroit:	Nov. 12, 2019 (4-3 OT)	Nov. 12, 2019 (4-3 OT)	Jan. 15, 2019 (3-1)
Last 10 games:	5-4-1	6-3-1	5-4-1
Overtime Record:	5-0-13	4-0-5	1-0-8
Longest Winning Streak:	Four games Dec. 17, 2013-Feb. 23, 2015	Three games, two times Last: Jan. 4, 2017-Oct. 8, 2018	Four games Feb. 15, 2013-Jan. 23, 2016
Longest Losing Streak:	Five games, two times Last: Dec. 1, 2008-Dec. 11, 2009	Three games Oct. 8, 1993-Feb. 3, 1995	Nine games Feb. 15, 2002-Oct. 3, 2007
Last Shutout by Anaheim:	Jan. 4, 2017 (2-0)	Jan. 4, 2017 (2-0)	Mar. 30, 1997 (1-0 OT)
Last Shutout by Detroit:	Dec. 3, 2010 (4-0)	Dec. 3, 2010 (4-0)	Nov. 5, 2011 (5-0)
Biggest Anaheim win:	Mar. 14, 2012 (4-0)	Mar. 14, 2012 (4-0)	Two wins by three goals
Biggest Detroit win:	Four wins by five goals	Two wins by five goals	Two wins by five goals



## EDMONTON OILERS

### ALL-TIME SERIES SUMMARY

Season	Series Results	GF	GA	SF	SA	Power Play	Penalty Killing	Season	Series Results	GF	GA	SF	SA	Power Play	Penalty Killing
1993-94	5-1-0	23	13	179	202	4-25	21-26	2008-09	2-2-0	12	13	150	132	5-23	19-23
1994-95	2-2-0	10	11	125	142	2-18	16-21	2009-10	4-0-0	20	9	161	135	8-25	16-18
1995-96	1-4-0	5	11	150	157	3-25	19-23	2010-11	3-1-0	11	8	122	101	3-17	12-13
1996-97	4-0-1	18	8	155	166	3-18	19-22	2011-12	3-1-0	13	6	108	110	3-11	4-5
1997-98	4-2-0	17	14	126	186	4-31	36-41	2012-13	3-0-0	8	2	96	80	2-13	10-10
1998-99	2-3-0	12	15	128	163	5-28	24-27	2013-14	3-1-1	16	14	184	126	1-22	10-12
1999-00	2-2-0-0	8	9	105	130	0-13	13-15	2014-15	4-0-0	13	5	102	95	3-8	10-11
2000-01	1-2-1-0	11	13	94	126	5-25	18-19	2015-16	4-0-1	13	9	162	121	4-15	12-15
2001-02	1-2-0-1	5	8	121	121	2-18	13-14	2016-17	2-1-2	12	14	138	158	4-14	14-17
2002-03	0-4-0-0	5	11	106	95	2-18	15-18	2017-18	2-0-2	14	12	152	140	2-9	13-14
2003-04	1-2-0-1	7	8	110	99	3-10	13-13	2018-19	2-2-0	8	8	136	104	0-7	4-5
2005-06	0-3-1	11	17	119	125	2-22	21-28	2019-20	1-1-0	6	9	54	63	1-8	4-7
2006-07	3-1-0	15	9	102	102	3-13	14-15	2020-21	Did not play						
2007-08	1-2-1	5	12	102	94	0-15	17-20	Totals	60-39-12	298	268	3287	3273	74-451	388-452

### ALL-TIME SERIES FAST FACTS

	Overall	@ Anaheim	@ Edmonton
All-Time Series:	60-39-12	33-19-5	27-20-7
Current Streak:	One Anaheim win	One Anaheim win	One Anaheim win
Last Win by Anaheim:	Feb. 25, 2020 (4-3 OT)	Feb. 25, 2020 (4-3 OT)	Mar. 30, 2019 (5-1)
Last Win by Edmonton:	Nov. 10, 2019 (6-2)	Nov. 10, 2019 (6-2)	Feb. 23, 2019 (2-1)
Last 10 games:	5-3-2	6-3-1	6-1-3
Overtime Record:	11-0-12	5-0-5	6-0-7
Longest Winning Streak:	Six games	Six games	11 games
	Apr. 5, 2012-Jan. 3, 2014	Apr. 8, 2012-Apr. 1, 2015	Dec. 27, 2007-Apr. 22, 2013
Longest Losing Streak:	Seven games	Four games	12 games
	Oct. 26, 2003-Feb. 2, 2004	Nov. 30, 2007-Mar. 27, 2009	Dec. 27, 1999-Apr. 13, 2006
Last Shutout by Anaheim:	Dec. 31, 2015 (1-0)	Apr. 5, 2002 (2-0)	Dec. 31, 2015 (1-0)
Last Shutout by Edmonton:	Jan. 6, 2019 (4-0)	Jan. 6, 2019 (4-0)	Jan. 15, 2003 (1-0)
Biggest Anaheim win:	Two wins by five goals	Apr. 11, 2010 (7-2)	Jan. 13, 2012 (5-0)
Biggest Edmonton win:	Seven wins by four goals	Six wins by four goals	Nov. 30, 2007 (5-1)

## FLORIDA PANTHERS

### ALL-TIME SERIES SUMMARY

Season	Series Results	GF	GA	SF	SA	Power Play	Penalty Killing	Season	Series Results	GF	GA	SF	SA	Power Play	Penalty Killing
1993-94	0-2-0	4	7	67	41	1-11	9-11	2008-09	0-1-0	1	3	45	26	0-4	3-4
1994-95	Did not play							2009-10	1-0-0	3	0	25	33	1-3	4-4
1995-96	0-1-1	6	7	53	58	1-5	11-12	2010-11	1-0-0	5	3	29	32	0-1	0-2
1996-97	2-0-0	6	2	49	60	2-6	9-9	2011-12	1-0-0	2	0	27	31	0-2	4-4
1997-98	1-0-1	11	6	58	84	2-7	12-13	2012-13	Did not play						
1998-99	0-1-0	2	5	27	41	1-2	3-4	2013-14	1-1-0	8	5	74	55	1-6	5-5
1999-00	0-1-0-1	3	8	58	58	0-11	5-9	2014-15	0-2-0	4	12	68	55	1-5	5-9
2000-01	1-0-0-0	3	2	31	25	1-8	4-4	2015-16	2-0-0	5	3	80	50	2-8	6-6
2001-02	0-2-0-0	1	8	57	52	0-7	4-5	2016-17	0-2-0	2	6	49	68	0-6	7-8
2002-03	1-0-1-0	6	5	65	56	1-8	4-7	2017-18	1-1-0	6	10	62	74	2-7	7-9
2003-04	0-1-0-0	2	3	34	40	0-1	1-2	2018-19	2-0-0	6	4	47	83	1-4	3-4
2005-06	1-0-0	1	0	31	30	0-7	7-7	2019-20	0-1-1	5	9	68	60	1-2	2-2
2006-07	1-0-0	5	4	36	31	1-4	4-4	2020-21	Did not play						
2007-08	Did not play							Totals	16-16-5	97	112	1150	1143	19-125	119-144

### ALL-TIME SERIES FAST FACTS

	Overall	@ Anaheim	@ Florida
All-Time Series:	16-16-5	9-9-1	7-7-4
Current Streak:	Two Florida wins	One Florida win	One Florida win
Last Win by Anaheim:	Mar. 17, 2019 (3-2)	Mar. 17, 2019 (3-2)	Nov. 28, 2018 (3-2)
Last Win by Florida:	Feb. 19, 2020 (4-1)	Feb. 19, 2020 (4-1)	Nov. 21, 2019 (5-4 OT)
Last 10 games:	5-4-1	6-4-0	5-4-1
Overtime Record:	2-0-5	2-0-1	0-0-4
Longest Winning Streak:	Three games, two times	Two games, three times	Three games
	Last: Nov. 19, 2017-Mar. 17, 2019	Last: Nov. 19, 2017-Mar. 17, 2019	Dec. 12, 2006-Feb. 19, 2012
Longest Losing Streak:	Three games, three times	Two games, two times	Two games, two times
	Last: Feb. 3, 2017-Oct. 26, 2017	Last: Mar. 21, 1999-Jan. 5, 2000	Last: Feb. 3, 2017-Oct. 26, 2017
Last Shutout by Anaheim:	Feb. 19, 2012 (2-0)	Jan. 21, 2006 (1-0)	Feb. 19, 2012 (2-0)
Last Shutout by Florida:	Nov. 21, 2001 (6-0)	None	Nov. 21, 2001 (6-0)
Biggest Anaheim win:	Jan. 4, 1998 (8-3)	Jan. 4, 1998 (8-3)	Four wins by two goals
Biggest Florida win:	Nov. 21, 2001 (6-0)	Two wins by four goals	Nov. 21, 2001 (6-0)

## LOS ANGELES KINGS

### ALL-TIME SERIES SUMMARY

Season	Series Results	GF	GA	SF	SA	Power Play	Penalty Killing	Season	Series Results	GF	GA	SF	SA	Power Play	Penalty Killing
1993-94	2-4-0	18	20	212	192	8-33	32-38	2008-09	3-3-0	15	15	163	157	5-29	26-33
1994-95	2-1-2	14	10	162	149	1-15	13-17	2009-10	2-3-1	16	21	161	206	6-19	19-24
1995-96	2-3-1	14	21	208	213	3-29	25-33	2010-11	4-2-0	12	10	138	175	3-14	21-23
1996-97	3-1-1	20	12	150	159	4-25	23-24	2011-12	1-3-2	13	18	162	209	3-20	19-23
1997-98	1-3-1	14	16	153	140	2-24	20-25	2012-13	2-2-0	13	14	93	115	5-12	9-14
1998-99	5-1-0	18	9	154	215	6-19	25-29	2013-14	4-0-1	12	7	114	186	2-21	19-20
1999-00	2-1-2-1	17	14	176	150	6-25	17-20	2014-15	4-0-1	16	14	167	144	1-11	12-16
2000-01	2-1-1-1	17	14	121	163	6-26	22-26	2015-16	3-2-0	14	11	127	145	6-18	12-17
2001-02	0-3-1-1	7	14	140	103	1-27	17-22	2016-17	3-2-0	12	10	137	134	4-22	11-14
2002-03	2-2-1-0	16	17	133	141	6-23	21-23	2017-18	3-0-2	12	9	148	155	1-12	13-14
2003-04	1-3-1-1	17	22	175	200	4-20	26-30	2018-19	1-2-1	11	12	104	128	1-8	10-12
2005-06	5-1-2	32	19	279	256	15-44	45-53	2019-20	2-1-0	8	5	85	110	2-5	5-7
2006-07	4-2-2	23	24	244	263	9-35	36-46	2020-21	4-4-0	22	25	238	211	0-18	16-21
2007-08	6-2-0	23	20	247	224	6-35	31-40	Totals	73-52-27	426	404	4391	4643	116-589	541-660

\* - Games at O2 Arena in London, England not considered played in Anaheim or Los Angeles

### ALL-TIME SERIES FAST FACTS

	Overall	@ Anaheim	@ Los Angeles
All-Time Series:	73-52-27	42-19-16*	31-33-11*
Current Streak:	One Anaheim win	One Anaheim win	One Anaheim win
Last Win by Anaheim:	May 1, 2021 (6-2)	May 1, 2021 (6-2)	Apr. 28, 2021 (3-2)
Last Win by Los Angeles:	Apr. 30, 2021 (2-1)	Apr. 30, 2021 (2-1)	Apr. 26, 2021 (4-1)
Last 10 games:	5-5-0	6-4-0	4-4-2
Overtime Record:	17-0-30	9-0-15	8-0-15
Longest Winning Streak:	Six games	Six games	Five games
	Apr. 18, 1998-Mar. 18, 1999	Nov. 13, 2007-Jan. 6, 2009	Jan. 28, 2006-Feb. 17, 2007
Longest Losing Streak:	Five games	Three games	Five games
	Jan. 8, 2009-Feb. 4, 2010	Dec. 16, 2001-Oct. 16, 2002	Nov. 16, 2011-Apr. 13, 2013
Last Shutout by Anaheim:	Feb. 19, 2017 (1-0)	Feb. 19, 2017 (1-0)	Nov. 1, 2016 (4-0)
Last Shutout by Los Angeles:	Jan. 14, 2010 (4-0)	None	Jan. 14, 2010 (4-0)
Biggest Anaheim win:	Eight wins by four goals	Six wins by four goals	Nov. 1, 2016 (4-0)
Biggest Los Angeles win:	Dec. 27, 1995 (7-1)	Feb. 7, 1998 (5-2)	Dec. 27, 1995 (7-1)

## MINNESOTA WILD

### ALL-TIME SERIES SUMMARY

Season	Series Results	GF	GA	SF	SA	Power Play	Penalty Killing	Season	Series Results	GF	GA	SF	SA	Power Play	Penalty Killing
2000-01	2-2-0-0	6	9	112	115	2-17	22-24	2011-12	2-2-0	10	11	102	105	3-16	11-15
2001-02	2-1-1-0	13	10	91	109	4-16	18-19	2012-13	3-0-0	8	4	81	91	1-6	8-9
2002-03	2-1-0-1	4	6	102	107	0-10	30-30	2013-14	2-1-0	8	8	94	90	2-8	6-10
2003-04	2-1-1-0	10	5	121	87	4-13	13-15	2014-15	3-0-0	9	6	71	86	0-11	9-12
2005-06	1-2-1	9	13	126	117	2-25	20-23	2015-16	2-1-0	7	5	64	91	0-4	9-9
2006-07	2-1-1	10	9	131	116	3-20	21-24	2016-17	1-2-0	5	7	76	98	1-5	10-11
2007-08	1-3-0	7	14	115	94	2-18	12-16	2017-18	2-0-1	7	6	89	96	1-9	7-8
2008-09	2-2-0	9	8	140	108	1-14	13-15	2018-19	2-1-0	8	5	68	111	2-9	11-11
2009-10	2-0-2	14	12	108	126	3-12	11-16	2019-20	1-1-1	8	11	90	80	1-9	8-10
2010-11	1-1-2	10	12	142	106	3-17	10-13	2020-21	1-5-2	14	24	197	232	0-15	24-29
Totals	36-27-13	162	161	2120	2165	35-254	255-301								

### ALL-TIME SERIES FAST FACTS

	Overall	@ Anaheim	@ Minnesota
All-Time Series:	36-27-13	20-14-5	16-13-8
Current Streak:	Seven Minnesota wins	Three Minnesota wins	Four Minnesota wins
Last Win by Anaheim:	Jan. 18, 2021 (1-0)	Jan. 18, 2021 (1-0)	Dec. 10, 2019 (3-2 SO)
Last Win by Minnesota:	Feb. 20, 2021 (5-1)	Feb. 20, 2021 (5-1)	May 8, 2021 (4-3 OT)
Last 10 games:	2-5-3	2-6-2	5-3-2
Overtime Record:	5-0-13	4-0-5	4-0-8
Longest Winning Streak:	Six games	Three games, three times	Six games
	Feb. 14, 2012-Dec. 11, 2013	Last: Oct. 17, 2014-Jan. 20, 2016	Oct. 27, 2011-Mar. 13, 2015
Longest Losing Streak:	Seven games	Three games, three times	Five games, two times
	Jan. 20-present	Last: Jan. 20, 2021-present	Last: Feb. 4, 2009-Feb. 18, 2011
Last Shutout by Anaheim:	Jan. 18, 2021 (1-0)	Jan. 18, 2021 (1-0)	Feb. 19, 2019 (4-0)
Last Shutout by Minnesota:	Oct. 24, 2015 (3-0)	Oct. 14, 2007 (2-0)	Oct. 24, 2015 (3-0)
Biggest Anaheim win:	Oct. 6, 2000 (8-3)	Oct. 6, 2000 (8-3)	Two wins by four goals
Biggest Minnesota win:	Jan. 24, 2001 (5-0)	Jan. 24, 2001 (5-0)	Two wins by four goals

## MONTREAL CANADIENS

### ALL-TIME SERIES SUMMARY

Season	Series Results	GF	GA	SF	SA	Power Play	Penalty Killing	Season	Series Results	GF	GA	SF	SA	Power Play	Penalty Killing
1993-94	0-2-0	3	9	59	60	0-10	2-6	2008-09	1-0-0	6	4	25	51	2-3	5-6
1994-95	Did not play							2009-10	0-0-1	3	3	32	43	1-1	3-3
1995-96	2-0-0	8	4	67	56	3-14	7-8	2010-11	1-0-0	3	3	26	40	2-4	4-6
1996-97	0-1-1	11	12	67	71	4-12	4-9	2011-12	1-0-0	4	1	27	20	2-7	7-7
1997-98	1-1-0	8	8	52	58	4-13	7-11	2012-13	Did not play						
1998-99	0-1-0	0	1	30	24	0-3	2-3	2013-14	0-1-1	4	7	74	56	1-9	9-11
1999-00	0-2-0-0	2	4	56	46	0-7	5-6	2014-15	2-0-0	5	2	56	62	0-4	4-6
2000-01	1-0-0-0	4	2	23	29	1-6	4-5	2015-16	1-1-0	5	6	70	50	0-4	4-4
2001-02	0-1-0-0	1	3	25	18	0-7	4-4	2016-17	1-1-0	3	6	51	74	1-7	7-9
2002-03	1-0-1-0	5	3	56	49	0-5	4-5	2017-18	1-1-0	8	7	90	80	2-8	9-13
2003-04	0-1-0-0	2	5	38	24	0-3	1-2	2018-19	1-1-0	9	6	54	69	1-5	8-9
2005-06	1-0-0	5	3	37	24	1-6	5-7	2019-20	0-0-1	2	3	37	27	0-2	4-5
2006-07	Did not play							2020-21	Did not play						
2007-08	1-0-0	3	1	37	21	0-8	4-4	<b>Totals</b>	<b>16-14-5</b>	<b>104</b>	<b>103</b>	<b>1089</b>	<b>1052</b>	<b>26-151</b>	<b>113-149</b>

### ALL-TIME SERIES FAST FACTS

	Overall	@ Anaheim	@ Montreal
<b>All-Time Series:</b>	16-14-5	10-5-2	6-9-3
<b>Current Streak:</b>	One Montreal win	Five Anaheim wins	Five Montreal wins
<b>Last Win by Anaheim:</b>	Mar. 8, 2019 (8-2)	Mar. 8, 2019 (8-2)	Dec. 18, 2014 (2-1)
<b>Last Win by Montreal:</b>	Feb. 6, 2020 (3-2 OT)	Mar. 5, 2014 (4-3 SO)	Feb. 6, 2020 (3-2 OT)
<b>Last 10 games:</b>	5-4-1	7-1-2	4-5-1
<b>Overtime Record:</b>	3-0-6	1-0-3	2-0-3
<b>Longest Winning Streak:</b>	Three games, two times Last: Dec. 18, 2014-Mar. 2, 2016	Five games Mar. 4, 2015-present	Three games Dec. 10, 2005-Jan. 22, 2011
<b>Longest Losing Streak:</b>	Three games Oct. 13, 1998-Nov. 22, 1999	Three games Nov. 6, 1996-Nov. 22, 1999	Five games Mar. 22, 2016-present
<b>Last Shutout by Anaheim:</b>	None	None	None
<b>Last Shutout by Montreal:</b>	Oct. 13, 1998 (1-0)	None	Oct. 13, 1998 (1-0)
<b>Biggest Anaheim win:</b>	Mar. 8, 2019 (8-2)	Mar. 8, 2019 (8-2)	Two wins by two goals
<b>Biggest Montreal win:</b>	Dec. 20, 2016 (5-1)	Two wins by three goals	Dec. 20, 2016 (5-1)

## NASHVILLE PREDATORS

### ALL-TIME SERIES SUMMARY

Season	Series Results	GF	GA	SF	SA	Power Play	Penalty Killing	Season	Series Results	GF	GA	SF	SA	Power Play	Penalty Killing
1998-99	2-2-0	11	8	127	114	7-23	12-15	2010-11	1-3-0	11	17	153	125	3-16	15-16
1999-00	4-0-0-0	13	5	121	109	2-11	13-14	2011-12	0-4-0	5	13	101	116	0-9	14-17
2000-01	1-1-2-0	6	8	104	115	1-17	13-15	2012-13	3-0-0	9	5	72	76	2-9	10-10
2001-02	3-1-0-0	13	8	101	90	3-16	11-11	2013-14	2-1-0	11	10	81	88	2-10	9-10
2002-03	3-1-0-0	8	4	119	124	3-18	19-20	2014-15	3-0-0	12	7	87	103	1-10	7-11
2003-04	1-1-0-2	10	11	134	118	4-16	19-23	2015-16	1-2-0	7	10	96	92	1-12	14-17
2005-06	3-0-1	16	8	136	130	6-28	19-21	2016-17	2-1-0	9	9	95	83	4-13	11-14
2006-07	2-1-1	10	10	134	79	4-19	19-21	2017-18	0-2-1	7	11	106	93	2-8	6-9
2007-08	3-1-0	12	8	107	118	3-16	19-23	2018-19	2-1-0	6	8	67	102	1-8	13-17
2008-09	2-1-1	10	12	115	125	5-12	8-13	2019-20	2-1-0	9	12	101	91	3-10	7-9
2009-10	2-2-0	8	6	109	131	1-10	10-12	2020-21	Did not play						
								<b>Totals</b>	<b>42-26-8</b>	<b>203</b>	<b>190</b>	<b>2266</b>	<b>2222</b>	<b>58-291</b>	<b>268-318</b>

### ALL-TIME SERIES FAST FACTS

	Overall	@ Anaheim	@ Nashville
<b>All-Time Series:</b>	42-26-8	28-7-3	14-19-5
<b>Current Streak:</b>	Two Anaheim wins	Three Anaheim wins	One Anaheim win
<b>Last Win by Anaheim:</b>	Jan. 16, 2020 (4-2)	Jan. 5, 2020 (5-4 SO)	Jan. 16, 2020 (4-2)
<b>Last Win by Nashville:</b>	Oct. 22, 2019 (6-1)	Nov. 11, 2017 (5-3)	Oct. 22, 2019 (6-1)
<b>Last 10 games:</b>	5-4-1	8-2-0	3-6-1
<b>Overtime Record:</b>	11-0-8	8-0-3	3-0-5
<b>Longest Winning Streak:</b>	Five games, two times Last, Jan. 26, 2013-Feb. 8, 2014	Six games Nov. 1, 2005-Jan. 7, 2008	Four games Feb. 16, 2013-Feb. 5, 2015
<b>Longest Losing Streak:</b>	Six games Jan. 5, 2011-Mar. 18, 2012	Three games Jan. 5, 2011-Mar. 18, 2012	Seven games Oct. 22, 2015-Oct. 22, 2019
<b>Last Shutout by Anaheim:</b>	Nov. 5, 2009 (4-0)	Nov. 5, 2009 (4-0)	None
<b>Last Shutout by Nashville:</b>	Nov. 12, 2016 (5-0)	Mar. 12, 2010 (1-0)	Nov. 12, 2016 (5-0)
<b>Biggest Anaheim win:</b>	Two wins by five goals	Two wins by five goals	Apr. 7, 2000 (5-1)
<b>Biggest Nashville win:</b>	Two wins by five goals	Three wins by three goals	Nov. 12, 2016 (5-0)

## NEW JERSEY DEVILS

### ALL-TIME SERIES SUMMARY

Series		Power				Penalty		Series		Power				Penalty	
Season	Results	GF	GA	SF	SA	Play	Killing	Season	Results	GF	GA	SF	SA	Play	Killing
1993-94	0-2-0	3	10	41	67	1-8	9-12	2008-09	1-0-0	4	3	34	21	0-4	1-2
1994-95	Did not play							2009-10	0-1-0	1	3	32	25	0-6	3-3
1995-96	2-0-0	10	3	50	56	1-5	6-6	2010-11	0-1-0	1	2	28	27	1-3	4-4
1996-97	1-1-0	6	6	52	76	0-7	8-9	2011-12	0-0-1	2	2	38	27	0-3	1-1
1997-98	1-1-0	2	3	44	57	0-8	5-5	2012-13	Did not play						
1998-99	0-2-0	4	11	49	64	1-8	5-8	2013-14	1-0-1	6	6	49	46	2-9	4-7
1999-00	0-2-0-0	3	5	54	59	0-4	2-4	2014-15	2-0-0	7	2	65	42	1-4	3-4
2000-01	0-2-0-0	4	9	52	64	2-6	4-8	2015-16	2-0-0	9	2	45	47	1-3	5-5
2001-02	1-0-0-0	2	1	19	45	1-1	3-4	2016-17	2-1-1	4	4	47	57	1-6	8-10
2002-03	0-1-0-1	3	6	55	61	0-6	5-5	2017-18	1-1-0	7	7	60	51	1-4	4-6
2003-04	0-0-1-0	3	3	36	36	1-7	3-4	2018-19	2-0-0	8	7	51	66	1-3	6-7
2005-06	Did not play							2019-20	0-2-0	1	6	61	64	0-4	4-7
2006-07	1-0-0	4	2	37	25	0-6	5-6	2020-21	Did not play						
2007-08	1-0-0	2	1	24	35	0-2	5-5	Totals	17-17-4	95	98	962	1054	15-17	103-132

### ALL-TIME SERIES FAST FACTS

Overall		@ Anaheim		@ New Jersey	
17-17-4		11-7-2		6-10-2	
Two New Jersey wins		One New Jersey win		One New Jersey win	
Jan. 19, 2019 (3-2)		Dec. 9, 2015 (6-5 SO)		Jan. 19, 2019 (3-2)	
Mar. 1, 2020 (3-0)		Mar. 1, 2020 (3-0)		Dec. 18, 2019 (3-1)	
6-4-0		7-2-1		5-4-1	
2-0-4		1-0-2		1-0-2	
Five games		Five games		Three games	
Dec. 20, 2013-Mar. 14, 2016		Jan. 16, 2015-Dec. 9, 2018		Dec. 20, 2013-Dec. 19, 2015	
Seven games		Three games		Six games	
Mar. 18, 1998-Nov. 22, 2000		Jan. 20, 1999-Nov. 22, 2000		Dec. 28, 1996-Nov. 12, 2003	
Nov. 26, 1997 (2-0)		Nov. 26, 1997 (2-0)		None	
Mar. 1, 2020 (3-0)		None		Mar. 18, 1998 (3-0)	
Mar. 14, 2016 (7-1)		Mar. 14, 2016 (7-1)		Feb. 11, 1996 (4-2)	
Mar. 31, 1999 (7-1)		Two wins by three goals		Mar. 31, 1999 (7-1)	

## NEW YORK ISLANDERS

### ALL-TIME SERIES SUMMARY

Series		Power				Penalty		Series		Power				Penalty	
Season	Results	GF	GA	SF	SA	Play	Killing	Season	Results	GF	GA	SF	SA	Play	Killing
1993-94	1-1-0	6	4	53	67	1-6	4-5	2008-09	0-1-0	1	2	40	14	1-5	0-1
1994-95	Did not play							2009-10	1-0-0	5	4	39	31	1-2	1-3
1995-96	1-1-0	5	5	72	58	1-11	9-11	2010-11	1-1-0	3	3	46	56	1-7	8-9
1996-97	0-1-1	5	6	55	58	0-6	5-6	2011-12	1-0-0	4	2	20	21	0-2	3-3
1997-98	1-1-0	6	7	56	70	2-10	10-10	2012-13	Did not play						
1998-99	0-0-2	4	4	67	65	2-7	6-6	2013-14	2-0-0	10	5	62	58	1-4	4-5
1999-00	0-1-0-0	2	4	32	27	0-5	2-2	2014-15	1-0-1	5	5	58	67	1-2	5-7
2000-01	2-0-0-0	6	4	63	49	3-9	6-6	2015-16	0-2-0	3	9	54	60	1-4	8-8
2001-02	0-1-0-0	3	5	37	26	0-5	2-2	2016-17	0-0-2	4	5	67	65	1-6	8-9
2002-03	0-0-1-0	2	2	31	33	0-5	4-4	2017-18	2-0-0	8	6	70	67	0-6	6-8
2003-04	0-2-0-0	2	7	64	49	2-11	8-10	2018-19	1-1-0	4	4	44	63	1-4	6-7
2005-06	Did not play							2019-20	2-0-0	8	5	51	59	1-6	3-5
2006-07	0-0-1	4	4	50	24	2-6	2-3	2020-21	Did not play						
2007-08	1-0-0	3	0	26	25	1-6	1-1	Totals	17-13-8	103	102	1157	1112	23-135	111-131

### ALL-TIME SERIES FAST FACTS

Overall		@ Anaheim		@ New York	
17-13-8		9-5-6		8-8-2	
Two Anaheim wins		Three Anaheim wins		One Anaheim win	
Dec. 21, 2019 (6-5 SO)		Nov. 25, 2019 (3-0)		Dec. 21, 2019 (6-5 SO)	
Jan. 20, 2019 (3-0)		Nov. 22, 2016 (3-2 SO)		Jan. 20, 2019 (3-0)	
5-3-2		7-1-2		5-4-1	
4-0-9		2-0-5		2-0-4	
Three games, two times		Four games		Two games	
Last: Oct. 11, 2017-Oct. 17, 2018		Mar. 19, 2010-Dec. 9, 2013		Dec. 21, 2013-Mar. 28, 2015	
Four games		Three games		Two games, four times	
Nov. 13, 2015-Nov. 22, 2016		Nov. 5, 2014-Nov. 22, 2016		Last: Dec. 21, 2015-Oct. 16, 2016	
Nov. 25, 2019 (3-0)		Nov. 25, 2019 (3-0)		Feb. 5, 2008 (3-0)	
Jan. 20, 2019 (3-0)		None		Jan. 20, 2019 (3-0)	
Two wins by three goals		Three wins by three goals		Three wins by two goals	
Five wins by three goals		Two wins by three goals		Three wins by three goals	



## NEW YORK RANGERS

### ALL-TIME SERIES SUMMARY

Season	Series Results	GF	GA	SF	SA	Power Play	Penalty Killing	Season	Series Results	GF	GA	SF	SA	Power Play	Penalty Killing
1993-94	2-0-0	7	4	73	72	3-11	10-11	2008-09	0-2-0	3	7	54	59	1-8	9-12
1994-95	Did not play							2009-10	0-1-0	0	3	18	38	0-4	3-5
1995-96	1-1-0	8	9	47	76	2-16	7-12	2010-11	1-0-0	5	2	33	32	0-3	2-3
1996-97	1-1-0	7	5	57	76	1-8	5-8	2011-12	1-0-1	2	2	56	40	0-8	11-11
1997-98	1-0-1	6	5	50	69	0-4	9-10	2012-13	Did not play						
1998-99	2-0-0	7	2	44	43	2-12	14-14	2013-14	2-0-0	8	1	62	67	0-8	5-5
1999-00	0-0-0-1	3	4	39	22	1-2	3-4	2014-15	0-2-0	3	11	63	59	1-4	2-3
2000-01	2-0-0-0	10	7	71	58	2-11	7-10	2015-16	0-1-1	3	5	42	45	0-4	7-8
2001-02	1-0-0-0	3	2	15	35	2-11	8-8	2016-17	1-1-0	7	7	78	48	1-7	3-3
2002-03	0-1-0-1	4	9	68	57	0-8	14-15	2017-18	1-1-0	7	7	71	76	2-8	4-5
2003-04	1-0-0-0	3	1	22	39	2-5	4-4	2018-19	0-1-1	3	5	45	48	1-8	5-6
2005-06	Did not play							2019-20	1-1-0	4	8	62	73	2-8	0-7
2006-07	0-0-1	3	4	33	34	0-6	7-9	2020-21	Did not play						
2007-08	1-0-0	4	1	19	33	1-2	4-4	Totals	19-13-7	110	111	1122	1199	24-166	142-169

\* - Game at Globe Arena in Stockholm, Sweden not considered played in Anaheim

### ALL-TIME SERIES FAST FACTS

	Overall	@ Anaheim	@ New York
<b>All-Time Series:</b>	19-13-7	11-4-3	7-9-4
<b>Current Streak:</b>	One New York win	One Anaheim win	Six New York wins
<b>Last Win by Anaheim:</b>	Dec. 14, 2019 (4-3 SO)	Dec. 14, 2019 (4-3 SO)	Nov. 4, 2013 (2-1)
<b>Last Win by New York:</b>	Dec. 22, 2019 (5-1)	Nov. 1, 2018 (3-2 SO)	Dec. 22, 2019 (5-1)
<b>Last 10 games:</b>	3-5-2	6-3-1	1-7-2
<b>Overtime Record:</b>	2-0-7	2-0-3	0-0-4
<b>Longest Winning Streak:</b>	Three games, two times Last: Oct. 16, 2000-Nov. 25, 2001	Five games Jan. 28, 1994-Nov. 18, 1998	Three games Apr. 2, 1999-Nov. 25, 2001
<b>Longest Losing Streak:</b>	Five games Jan. 17, 2015-Feb. 7, 2017	Three games Nov. 1, 2006-Dec. 16, 2009	Six games Mar. 22, 2015-present
<b>Last Shutout by Anaheim:</b>	Oct. 10, 2013 (6-0)	Oct. 10, 2013 (6-0)	None
<b>Last Shutout by New York:</b>	Oct. 11, 2009 (3-0)	None	Oct. 11, 2009 (3-0)
<b>Biggest Anaheim win:</b>	Oct. 10, 2013 (6-0)	Oct. 10, 2013 (6-0)	Two wins by three goals
<b>Biggest New York win:</b>	Mar. 22, 2015 (7-2)	Feb. 21, 2003 (6-2)	Mar. 22, 2015 (7-2)

## OTTAWA SENATORS

### ALL-TIME SERIES SUMMARY

Season	Series Results	GF	GA	SF	SA	Power Play	Penalty Killing	Season	Series Results	GF	GA	SF	SA	Power Play	Penalty Killing
1993-94	1-1-0	6	5	47	56	1-8	8-8	2008-09	1-0-0	4	3	32	30	1-3	5-7
1994-95	Did not play							2009-10	0-0-1	3	3	36	29	0-3	4-5
1995-96	2-0-0	7	4	49	54	1-11	7-9	2010-11	1-0-0	1	1	27	40	0-0	2-2
1996-97	2-0-0	8	4	44	68	1-6	7-8	2011-12	1-0-0	2	1	29	32	0-3	2-2
1997-98	1-0-1	6	3	42	77	3-8	11-12	2012-13	Did not play						
1998-99	0-0-2	41	4	37	82	0-4	8-9	2013-14	2-0-0	6	2	84	58	0-11	4-5
1999-00	0-2-0-0	2	6	53	65	0-6	2-5	2014-15	0-2-0	2	9	59	65	0-5	5-6
2000-01	0-1-0-0	1	4	31	31	0-4	5-5	2015-16	2-0-0	8	4	77	58	2-6	6-6
2001-02	0-1-0-0	2	4	18	19	0-4	3-5	2016-17	1-0-1	6	3	57	40	4-8	4-6
2002-03	1-1-0-0	4	5	52	53	1-7	6-7	2017-18	1-0-1	4	2	53	61	0-4	5-7
2003-04	0-1-0-0	0	3	27	28	0-3	3-3	2018-19	0-1-1	1	6	78	65	0-6	1-1
2005-06	1-0-0-0	3	3	39	33	1-4	3-4	2019-20	2-0-0	7	4	43	74	2-5	8-10
2006-07	Did not play							2020-21	Did not play						
2007-08	1-0-0	3	1	31	25	2-6	4-4	Totals	20-10-7	90	84	1045	1143	19-125	113-136

### ALL-TIME SERIES FAST FACTS

	Overall	@ Anaheim	@ Ottawa
<b>All-Time Series:</b>	20-10-7	11-4-4	9-6-3
<b>Current Streak:</b>	Two Anaheim wins	One Anaheim win	One Anaheim win
<b>Last Win by Anaheim:</b>	Mar. 10, 2020 (5-2)	Mar. 10, 2020 (5-2)	Feb. 4, 2020 (3-2 SO)
<b>Last Win by Ottawa:</b>	Feb. 7, 2019 (4-0)	Jan. 9, 2019 (2-1 OT)	Feb. 7, 2019 (4-0)
<b>Last 10 games:</b>	6-1-3	7-1-2	6-2-2
<b>Overtime Record:</b>	5-0-7	0-0-4	5-0-3
<b>Longest Winning Streak:</b>	Five games Mar. 13, 1994-Mar. 5, 1997	Three games, two times Last: Jan. 13, 2016-Feb. 7, 2019	Four games Jan. 19, 2006-Oct. 25, 2013
<b>Longest Losing Streak:</b>	Five games Nov. 13, 1999-Jan. 16, 2003	Two games Jan. 12, 2000-Jan. 29, 2003	Three games, two times Last: Dec. 22, 2016-Feb. 7, 2019
<b>Last Shutout by Anaheim:</b>	Dec. 6, 2017 (3-0)	Dec. 6, 2017 (3-0)	None
<b>Last Shutout by Ottawa:</b>	Feb. 7, 2019 (4-0)	Feb. 25, 2015 (3-0)	Feb. 7, 2019 (4-0)
<b>Biggest Anaheim win:</b>	Two wins by four goals	Two wins by four goals	Mar. 22, 1998 (5-2)
<b>Biggest Ottawa win:</b>	Two wins by four goals	Two wins by three goals	Two wins by four goals

## PHILADELPHIA FLYERS

### ALL-TIME SERIES SUMMARY

Season	Series Results	GF	GA	SF	SA	Power Play	Penalty Killing	Season	Series Results	GF	GA	SF	SA	Power Play	Penalty Killing
1993-94	2-0-0	9	5	61	60	0-11	5-8	2008-09	0-0-1	4	4	27	32	2-4	5-6
1994-95	Did not play							1999-10	1-0-0	2	2	33	35	0-4	5-7
1995-96	0-1-1	4	6	40	66	1-10	9-11	2010-11	2-0-0	8	4	49	79	1-6	7-7
1996-97	0-2-0	3	7	39	67	1-5	3-6	2011-12	0-0-1	3	4	22	47	1-3	6-9
1997-98	0-0-2	5	5	55	68	1-9	6-8	2012-13	Did not play						
1998-99	1-1-0	6	8	46	64	4-13	11-16	2013-14	2-0-0	8	5	65	58	0-3	5-7
1999-00	0-0-2-0	6	6	52	81	2-6	5-8	2014-15	2-0-0	7	7	61	77	1-7	3-6
2000-01	1-0-0-0	4	3	23	32	1-3	3-3	2015-16	2-0-0	8	3	63	55	3-7	10-12
2001-02	1-1-0-0	6	6	47	55	1-6	6-7	2016-17	2-0-0	6	5	51	77	0-4	10-12
2002-03	0-1-0-0	0	1	28	25	0-7	7-8	2017-18	1-0-1	8	5	48	70	1-5	11-11
2003-04	1-0-0-0	4	3	29	35	1-8	4-4	2018-19	0-2-0	4	9	57	76	3-7	7-9
2005-06	Did not play							2019-20	0-1-1	2	6	69	66	1-9	4-4
2006-07	0-1-0	4	7	41	16	2-6	2-5	2020-21	Did not play						
2007-08	0-1-0	0	3	27	25	0-3	2-3	Totals	18-11-9	111	114	1033	1266	27-146	133-174

### ALL-TIME SERIES FAST FACTS

	Overall	@ Anaheim	@Philadelphia
All-Time Series:	18-11-9	9-5-6	9-6-3
Current Streak:	Four Philadelphia wins	Three Philadelphia wins	Two Philadelphia wins
Last Win by Anaheim:	Oct. 24, 2017 (6-2)	Jan. 1, 2017 (4-3 SO)	Oct. 24, 2017 (6-2)
Last Win by Philadelphia:	Dec. 29, 2019 (2-1 OT)	Dec. 29, 2019 (2-1 OT)	Dec. 17, 2019 (4-1)
Last 10 games:	5-3-2	5-1-4	7-3-0
Overtime Record:	6-0-9	3-0-6	3-0-3
Longest Winning Streak:	Eight games	Four games	Seven games
	Oct. 29, 2013- Jan. 1, 2017	Jan. 30, 2014-Jan. 1, 2017	Oct. 10, 2009-Oct. 24, 2017
Longest Losing Streak:	Four games	Three times	Two games, two times
	Oct. 30, 2018-present	Last: Oct. 7, 2017-present	Last: Feb. 9, 2019-present
Last Shutout by Anaheim:	None	None	None
Last Shutout by Philadelphia:	Feb. 2, 2008 (3-0)	Jan. 3, 2003 (1-0)	Feb. 2, 2008 (3-0)
Biggest Anaheim win:	Oct. 24, 2017 (6-2)	Two wins by three goals	Oct. 24, 2017 (6-2)
Biggest Philadelphia win:	Feb. 9, 2019 (6-2)	Nov. 15, 2006 (7-4)	Feb. 9, 2019 (6-2)

## PITTSBURGH PENGUINS

### ALL-TIME SERIES SUMMARY

Season	Series Results	GF	GA	SF	SA	Power Play	Penalty Killing	Season	Series Results	GF	GA	SF	SA	Power Play	Penalty Killing
1993-94	0-1-1	6	7	71	61	2-7	7-9	2008-09	0-1-0	1	3	22	24	1-4	3-3
1994-95	Did not play							2009-10	0-2-0	5	9	54	53	0-5	12-13
1995-96	1-1-0	8	8	56	74	1-11	8-12	2010-11	1-0-0	3	2	19	32	0-2	3-4
1996-97	0-2-0	6	12	58	56	2-7	8-11	2011-12	1-0-0	2	1	29	26	0-3	1-1
1997-98	0-2-0	2	8	55	40	1-12	8-9	2012-13	Did not play						
1998-99	1-0-1	9	7	64	83	4-9	9-11	2013-14	0-1-1	3	5	59	44	0-4	5-6
1999-00	2-0-0-0	9	2	67	45	3-11	7-7	2014-15	0-2-0	6	11	58	60	3-9	7-8
2000-01	0-1-0-0	2	3	25	27	0-3	3-4	2015-16	1-1-0	4	7	63	59	0-3	3-3
2001-02	2-0-0-0	8	4	48	74	2-9	7-8	2016-17	0-2-0	3	8	69	79	2-6	4-6
2002-03	1-0-0-0	5	0	47	19	1-5	8-8	2017-18	2-0-0	9	3	56	62	1-4	4-6
2003-04	0-1-0-0	1	2	27	28	0-3	2-3	2018-19	1-1-0	8	9	61	66	1-4	5-7
2005-06	Did not play							2019-20	1-1-0	4	4	53	58	1-9	9-11
2006-07	1-0-0	3	2	40	17	2-9	2-2	2020-21	Did not play						
2007-08	0-1-0	4	5	23	29	1-5	4-5	Totals	15-20-3	111	122	1124	1116	28-144	124-152

### ALL-TIME SERIES FAST FACTS

	Overall	@ Anaheim	@Pittsburgh
All-Time Series:	15-20-3	10-7-1	5-13-2
Current Streak:	One Anaheim win	One Pittsburgh win	One Pittsburgh win
Last Win by Anaheim:	Feb. 28, 2020 (3-2)	Feb. 28, 2020 (3-2)	Dec. 17, 2018 (4-2)
Last Win by Pittsburgh:	Oct. 10, 2019 (2-1)	Jan. 11, 2019 (7-4)	Oct. 10, 2019 (2-1)
Last 10 games:	5-5-0	5-4-1	3-7-0
Overtime Record:	2-0-3	2-0-1	0-0-2
Longest Winning Streak:	Three games, three times	Five games	Two games
	Last: Dec. 23, 2017-Dec. 17, 2018	Jan. 18, 1999-Nov. 6, 2006	Dec. 23, 2017-Dec. 17, 2018
Longest Losing Streak:	Four games, three times	Two games, two times	Four games, two times
	Last: Nov. 18, 2013-Mar. 6, 2015	Last: Mar. 7, 2014-Mar. 6, 2015	Last: Nov. 18, 2013-Oct. 15, 2016
Last Shutout by Anaheim:	Dec. 23, 2017 (4-0)	Dec. 15, 2002 (5-0)	Dec. 23, 2017 (4-0)
Last Shutout by Pittsburgh:	Dec. 10, 1997 (3-0)	Dec. 10, 1997 (3-0)	None
Biggest Anaheim win:	Jan. 29, 2000 (7-1)	Dec. 15, 2002 (5-0)	Jan. 29, 2000 (7-1)
Biggest Pittsburgh win:	Three wins by four goals	Nov. 2, 2016 (5-1)	Two wins by four goals

## SAN JOSE SHARKS

### ALL-TIME SERIES SUMMARY

Season	Series Results	GF	GA	SF	SA	Power Play	Penalty Killing	Season	Series Results	GF	GA	SF	SA	Power Play	Penalty Killing
1993-94	0-6-0	9	22	155	137	3-22	24-28	2008-09	2-4-0	12	12	163	192	3-21	26-31
1994-95	4-1-0	22	15	154	120	3-20	17-20	2009-10	1-5-0	11	21	168	193	4-30	20-26
1995-96	4-1-0	21	17	152	140	5-22	19-26	2010-11	3-3-0	17	17	158	218	8-22	16-20
1996-97	3-1-1	17	15	147	154	5-31	20-22	2011-12	5-1-0	16	11	162	207	2-13	18-20
1997-98	0-6-0	12	26	145	175	2-28	21-30	2012-13	2-2-1	12	15	139	147	0-15	18-19
1998-99	3-1-2	15	12	189	174	10-38	31-34	2013-14	2-2-1	17	14	148	160	2-12	17-20
1999-00	4-1-1-0	21	15	187	156	7-30	17-22	2014-15	1-4-0	11	21	156	164	1-18	18-25
2000-01	1-3-0-1	9	17	119	148	6-23	22-25	2015-16	3-1-0	5	4	95	130	0-11	12-12
2001-02	1-4-0-0	9	17	147	55	3-27	20-22	2016-17	3-0-2	11	10	141	142	1-10	13-16
2002-03	3-2-0-0	14	15	116	133	4-20	15-19	2017-18	1-1-2	7	11	118	152	1-8	9-12
2003-04	2-4-0-0	9	12	158	171	2-23	21-24	2018-19	2-1-1	14	13	93	147	5-11	12-13
2005-06	4-3-1	23	25	246	251	8-49	40-50	2019-20	3-1-2	8	10	93	102	2-8	7-8
2006-07	5-2-1	29	19	245	244	7-32	32-39	2020-21	4-3-1	21	19	241	255	2-18	20-24
2007-08	5-2-1	17	14	192	238	3-26	36-41	Totals	69-66-16	389	419	4227	4327	99-588	541-648

### ALL-TIME SERIES FAST FACTS

	Overall	@ Anaheim	@ San Jose
<b>All-Time Series:</b>	69-66-16	34-33-9	35-33-7
<b>Current Streak:</b>	Three Anaheim wins	Two San Jose wins	Three Anaheim wins
<b>Last Win by Anaheim:</b>	Apr. 14, 2021 (4-1)	Feb. 6, 2021 (2-1 SO)	Apr. 14, 2021 (4-1)
<b>Last Win by San Jose:</b>	Mar. 13, 2021 (3-1)	Mar. 13, 2021 (3-1)	Feb. 15, 2021 (3-2)
<b>Last 10 games:</b>	4-5-1	3-4-3	6-3-1
<b>Overtime Record:</b>	11-0-17	7-0-10	4-0-7
<b>Longest Winning Streak:</b>	Five games	Three games, three times	Six games
	Jan. 30, 2003-Dec. 10, 2003	Last: Dec. 4, 2015-Dec. 9, 2016	Dec. 26, 2006-Dec. 22, 2007
<b>Longest Losing Streak:</b>	Six games, three times	Five games	Six games
	Last: Apr. 5, 2009-Jan. 21, 2010	Apr. 8, 2001-Nov. 3, 2002	Nov. 30, 2013-Oct. 10, 2015
<b>Last Shutout by Anaheim:</b>	Apr. 12, 2021 (4-0)	Dec. 4, 2015 (1-0)	Apr. 12, 2021 (4-0)
<b>Last Shutout by San Jose:</b>	Mar. 12, 2021 (6-0)	Mar. 12, 2021 (6-0)	Mar. 27, 2013 (4-0)
<b>Biggest Anaheim win:</b>	Nov. 21, 2006 (5-0)	Nov. 21, 2006 (5-0)	Apr. 12, 2021 (4-0)
<b>Biggest San Jose win:</b>	Six goals, two times	Six goals, two times	Mar. 27, 2013 (4-0)
	Last: Mar. 12, 2021 (6-0)	Last: Mar. 12, 2021 (6-0)	

## ST. LOUIS BLUES

### ALL-TIME SERIES SUMMARY

Season	Series Results	GF	GA	SF	SA	Power Play	Penalty Killing	Season	Series Results	GF	GA	SF	SA	Power Play	Penalty Killing
1993-94	2-2-0	10	11	154	151	1-17	17-20	2008-09	3-0-1	15	10	120	118	5-14	15-21
1994-95	0-4-0	10	22	103	131	5-16	8-13	2009-10	2-2-0	10	16	118	123	0-14	10-14
1995-96	3-1-0	16	6	110	138	6-26	23-26	2010-11	2-2-0	13	19	87	141	4-15	21-25
1996-97	1-2-1	12	12	94	135	4-14	12-15	2011-12	2-2-0	11	12	93	119	2-13	9-11
1997-98	1-2-1	12	16	98	105	5-19	14-15	2012-13	2-0-1	10	9	73	83	1-10	4-8
1998-99	1-2-1	8	11	107	131	2-18	9-12	2013-14	3-0-0	9	4	63	82	2-8	11-12
1999-00	1-2-1-0	9	12	111	126	3-19	9-12	2014-15	2-1-0	7	5	82	99	3-12	9-10
2000-01	0-4-0-0	5	15	90	151	3-25	17-23	2015-16	1-2-0	6	10	90	85	3-12	12-12
2001-02	1-3-0-0	7	9	76	89	1-20	13-13	2016-17	1-1-1	6	7	71	87	1-10	8-8
2002-03	3-0-0-1	13	9	89	126	7-17	13-16	2017-18	2-1-0	8	7	70	92	2-8	9-9
2003-04	1-1-1-1	8	9	101	116	2-12	6-9	2018-19	1-2-0	8	12	71	96	2-7	4-8
2005-06	3-1-0	18	14	138	121	5-24	22-29	2019-20	1-2-0	7	9	73	109	0-5	5-7
2006-07	3-1-0	12	13	126	100	7-19	19-22	2020-21	3-5-0	18	26	215	241	2-18	11-20
2007-08	2-1-1	9	7	108	110	1-17	11-13	Totals	47-46-11	277	312	2431	3105	79-409	314-399

### ALL-TIME SERIES FAST FACTS

	Overall	@ Anaheim	@ St. Louis
<b>All-Time Series:</b>	47-46-11	25-23-3	22-23-8
<b>Current Streak:</b>	One Anaheim win	Eight St. Louis wins	One Anaheim win
<b>Last Win by Anaheim:</b>	May 5, 2021 (3-2 SO)	Mar. 15, 2017 (2-1)	May 5, 2021 (3-2 SO)
<b>Last Win by St. Louis:</b>	May 3, 2021 (3-1)	Mar. 3, 2021 (3-2)	May 3, 2021 (3-1)
<b>Last 10 games:</b>	4-5-1	6-3-1	5-4-1
<b>Overtime Record:</b>	10-0-11	3-0-3	7-0-8
<b>Longest Winning Streak:</b>	Four games	10 games	Three games, two times
	Dec. 7, 2013-Oct. 19, 2014	Jan. 7, 2010-Jan. 8, 2016	Last: Nov. 29, 2017-present
<b>Longest Losing Streak:</b>	Six games, two times	Eight games	Five games
	Jan. 13, 2020-present	Mar. 12, 2018-present	Apr. 9, 2010-Mar. 8, 2012
<b>Last Shutout by Anaheim:</b>	Oct. 19, 2014 (3-0)	Oct. 19, 2014 (3-0)	Feb. 1, 2008 (0-1 SO)
<b>Last Shutout by St. Louis:</b>	Oct. 30, 2014 (2-0)	Nov. 5, 2009 (5-0)	Oct. 30, 2014 (2-0)
<b>Biggest Anaheim win:</b>	Mar. 22, 1996 (6-1)	Mar. 17, 1996 (5-1)	Mar. 22, 1996 (6-1)
<b>Biggest St. Louis win:</b>	Feb. 19, 2011 (9-3)	Three wins by five goals	Feb. 19, 2011 (9-3)

## TAMPA BAY LIGHTNING

### ALL-TIME SERIES SUMMARY

Season	Series Results	GF	GA	SF	SA	Power Play		Penalty Killing	Season	Series Results	GF	GA	SF	SA	Power Play		Penalty Killing
						Play	Killing								Play	Killing	
1993-94	1-1-0	6	5	60	55	0-13	8-10		2008-09	0-1-0	3	4	32	19	1-4	2-3	
1994-95	Did not play								2009-10	2-0-0	5	4	59	55	0-9	5-6	
1995-96	0-1-1	3	4	41	66	1-12	7-11		2010-11	1-0-0	3	2	30	34	1-5	3-4	
1996-97	1-1-0	5	4	50	76	0-6	4-5		2011-12	0-1-0	2	3	30	16	0-2	1-2	
1997-98	2-0-0	9	3	57	59	0-9	6-7		2012-13	Did not play							
1998-99	2-0-0	10	6	64	76	3-9	10-13		2013-14	1-1-0	2	5	67	51	0-6	6-8	
1999-00	1-1-0-0	5	6	64	49	0-4	4-4		2014-15	0-2-0	4	9	53	55	1-7	8-8	
2000-01	1-0-0-0	3	1	27	26	1-2	6-6		2015-16	0-2-0	1	7	63	46	0-5	5-8	
2001-02	0-2-0-0	4	6	64	48	2-7	7-11		2016-17	1-0-1	4	3	37	65	1-10	9-10	
2002-03	0-1-0-0	0	2	24	26	0-1	4-4		2017-18	1-1-0	5	3	50	69	2-3	5-6	
2003-04	1-0-0-0	2	0	25	31	0-3	7-7		2018-19	1-0-1	4	3	58	70	1-4	7-7	
2005-06	1-0-0	4	2	33	24	2-7	6-7		2019-20	0-2-0	5	10	64	49	0-6	4-7	
2006-07	1-0-0	4	3	25	27	1-2	5-5		2020-21	Did not play							
2007-08	Did not play								<b>Totals</b>	<b>18-17-3</b>	<b>93</b>	<b>95</b>	<b>1077</b>	<b>1092</b>	<b>21-136</b>	<b>129-159</b>	

### ALL-TIME SERIES FAST FACTS

	Overall	@ Anaheim	@ Tampa Bay
<b>All-Time Series:</b>	18-17-3	9-8-2	9-9-1
<b>Current Streak:</b>	Three Tampa Bay wins	Three Tampa Bay wins	One Tampa Bay win
<b>Last Win by Anaheim:</b>	Nov. 27, 2018 (3-1)	Jan. 17, 2017 (2-1 OT)	Nov. 27, 2018 (3-1)
<b>Last Win by Tampa Bay:</b>	Jan. 31, 2020 (4-3)	Jan. 31, 2020 (4-3)	Nov. 23, 2019 (6-2)
<b>Last 10 games:</b>	3-5-2	4-5-1	4-5-1
<b>Overtime Record:</b>	5-0-3	4-0-2	1-0-1
<b>Longest Winning Streak:</b>	Five games	Three games, two times	Three games, two times
	Nov. 5, 1997-Oct. 15, 1999	Last: Nov. 19, 2009-Nov. 22, 2013	Last: Dec. 29, 2003-Jan. 29, 2010
<b>Longest Losing Streak:</b>	Four games	Three games	Five games
	Feb. 8, 2015-Dec. 2, 2015	Last: Nov. 12, 2017-present	Feb. 21, 2012-Feb. 4, 2017
<b>Last Shutout by Anaheim:</b>	Nov. 22, 2013 (1-0 OT)	Nov. 22, 2013 (1-0 OT)	Dec. 29, 2003 (2-0)
<b>Last Shutout by Tampa Bay:</b>	Nov. 21, 2015 (5-0)	None	Nov. 21, 2015 (5-0)
<b>Biggest Anaheim win:</b>	Four wins by three goals	Nov. 5, 1997 (5-2)	Three wins by three goals
<b>Biggest Tampa Bay win:</b>	Nov. 21, 2015 (5-0)	Feb. 18, 2015 (4-1)	Nov. 21, 2015 (5-0)

## TORONTO MAPLE LEAFS

### ALL-TIME SERIES SUMMARY

Season	Series Results	GF	GA	SF	SA	Power Play		Penalty Killing	Season	Series Results	GF	GA	SF	SA	Power Play		Penalty Killing
						Play	Killing								Play	Killing	
1993-94	2-1-1	10	8	105	120	3-15	22-24		2008-09	1-0-0	2	2	21	38	0-1	4-4	
1994-95	1-2-1	12	10	124	148	4-15	12-15		2009-10	0-1-0	3	6	28	39	1-3	5-10	
1995-96	0-3-1	10	15	119	136	2-21	19-22		2010-11	0-1-0	2	5	28	37	0-2	2-2	
1996-97	2-2-0	11	12	128	131	4-19	15-16		2011-12	0-1-0	2	5	28	28	1-2	3-4	
1997-98	0-2-2	8	14	112	113	0-19	10-11		2012-13	Did not play							
1998-99	0-1-0	1	4	31	39	0-3	3-3		2013-14	0-2-0	3	7	69	46	0-8	3-5	
1999-00	1-0-0-0	2	0	24	19	0-3	2-2		2014-15	1-1-0	6	6	67	55	1-4	5-6	
2000-01	0-1-0-0	2	3	22	29	1-4	7-8		2015-16	0-1-1	5	10	77	64	2-6	8-11	
2001-02	0-1-0-0	1	6	22	31	0-5	5-5		2016-17	2-0-0	8	4	64	74	2-6	6-7	
2002-03	0-1-0-0	2	5	23	19	0-6	3-3		2017-18	0-2-0	5	10	73	69	1-7	4-5	
2003-04	1-0-0-0	5	1	27	30	1-2	2-2		2018-19	0-1-1	2	8	64	79	0-2	4-5	
2005-06	0-1-0	2	3	29	27	0-8	4-6		2019-20	1-0-1	6	6	58	66	1-5	6-8	
2006-07	Did not play								2020-21	Did not play							
2007-08	1-0-0	5	0	24	28	2-4	6-6		<b>Totals</b>	<b>13-25-8</b>	<b>115</b>	<b>150</b>	<b>1367</b>	<b>1465</b>	<b>26-170</b>	<b>160-190</b>	

### ALL-TIME SERIES FAST FACTS

	Overall	@ Anaheim	@ Toronto
<b>All-Time Series:</b>	13-25-8	9-10-2	4-15-6
<b>Current Streak:</b>	One Anaheim win	One Anaheim win	Three Toronto wins
<b>Last Win by Anaheim:</b>	Mar. 6, 2020 (2-1)	Mar. 6, 2020 (2-1)	Dec. 19, 2016 (3-2)
<b>Last Win by Toronto:</b>	Feb. 7, 2020 (5-4 OT)	Nov. 16, 2018 (2-1 OT)	Feb. 7, 2020 (5-4 OT)
<b>Last 10 games:</b>	3-4-3	4-5-1	2-6-2
<b>Overtime Record:</b>	1-0-8	0-0-2	1-0-6
<b>Longest Winning Streak:</b>	Two games, two times	Two games, two times	One game, four times
	Last: Dec. 19, 2016-Mar. 3, 2017	Nov. 12, 2003-Jan. 9, 2008	Last: Dec. 19, 2016
<b>Longest Losing Streak:</b>	Six games	Three games	Four games
	Oct. 26, 2009-Dec. 16, 2014	Oct. 26, 2009-Mar. 10, 2014	Jan. 20, 2011-Mar. 24, 2016
<b>Last Shutout by Anaheim:</b>	Jan. 9, 2008 (5-0)	Jan. 9, 2008 (5-0)	Nov. 9, 1999 (2-0)
<b>Last Shutout by Toronto:</b>	Jan. 6, 2016 (4-0)	Jan. 6, 2016 (4-0)	None
<b>Biggest Anaheim win:</b>	Two wins by five goals	Two wins by five goals	Nov. 9, 1999 (2-0)
<b>Biggest Toronto win:</b>	Two wins by five goals	Jan. 6, 2016 (4-0)	Two wins by five goals



## VANCOUVER CANUCKS

### ALL-TIME SERIES SUMMARY

Season	Series Results	GF	GA	SF	SA	Power Play	Penalty Killing	Season	Series Results	GF	GA	SF	SA	Power Play	Penalty Killing
1993-94	3-3-0	18	13	173	186	3-25	19-22	2008-09	2-1-1	18	18	137	120	6-21	17-22
1994-95	0-4-1	7	21	142	174	0-26	14-21	2009-10	2-1-1	15	12	133	138	6-18	13-15
1995-96	2-3-0	10	17	154	149	1-22	15-16	2010-11	2-1-1	12	13	102	133	4-15	8-14
1996-97	2-4-0	17	24	180	205	8-33	19-24	2011-12	2-1-1	14	14	111	134	4-17	12-14
1997-98	2-2-1	13	15	145	134	3-23	24-30	2012-13	2-1-0	10	9	86	92	4-8	11-17
1998-99	1-1-2	15	14	127	120	7-19	15-18	2013-14	5-0-0	24	6	160	138	8-22	11-14
1999-00	0-2-2-0	8	17	104	101	6-16	8-10	2014-15	3-1-1	11	7	140	110	2-14	9-9
2000-01	1-2-1-0	7	14	109	132	4-15	19-23	2015-16	2-1-2	13	7	156	124	3-11	13-14
2001-02	1-2-0-1	6	9	91	130	1-16	20-23	2016-17	3-1-1	14	9	170	135	1-10	15-16
2002-03	1-1-2-0	10	12	89	129	4-15	28-30	2017-18	3-1-0	13	5	123	113	4-16	12-12
2003-04	2-2-0-0	7	9	133	128	0-10	10-10	2018-19	3-1-0	10	11	112	124	2-11	7-9
2005-06	3-1-0	15	8	111	127	6-24	23-27	2019-20	2-0-0	7	2	57	78	2-6	7-8
2006-07	3-0-1	14	6	121	101	4-25	16-18	<b>Totals</b>	<b>53-40-19</b>	<b>315</b>	<b>302</b>	<b>3280</b>	<b>3361</b>	<b>94-448</b>	<b>377-452</b>
2007-08	1-3-0	7	10	114	106	1-10	19-23								

### ALL-TIME SERIES FAST FACTS

	Overall	@ Anaheim	@ Vancouver
<b>All-Time Series:</b>	53-40-19	25-17-13	28-23-6
<b>Current Streak:</b>	Three Anaheim wins	Five Anaheim wins	Two Anaheim wins
<b>Last Win by Anaheim:</b>	Feb. 16, 2020 (5-1)	Nov. 1, 2019 (2-1 OT)	Feb. 16, 2020 (5-1)
<b>Last Win by Vancouver:</b>	Feb. 25, 2019 (4-0)	Mar. 5, 2017 (2-1)	Feb. 25, 2019 (4-0)
<b>Last 10 games:</b>	8-2-0	7-2-1	6-2-2
<b>Overtime Record:</b>	6-0-19	3-0-13	3-0-6
<b>Longest Winning Streak:</b>	Six games	Five games	Six games, two times
	Apr. 25, 2013-Apr. 7, 2014	Nov. 9, 2017-present	Last: Jan. 19, 2013-Jan. 27, 2015
<b>Longest Losing Streak:</b>	Six games	Three games	Three games, four times
	Mar. 11, 1995-Dec. 22, 1995	Apr. 15, 1995-Dec. 22, 1995	Last: Nov. 27, 2007-Dec. 22, 2008
<b>Last Shutout by Anaheim:</b>	Feb. 13, 2019 (1-0)	Feb. 13, 2019 (1-0)	Jan. 2, 2018 (5-0)
<b>Last Shutout by Vancouver:</b>	Feb. 25, 2019 (4-0)	Jan. 25, 2013 (5-0)	Feb. 25, 2019 (4-0)
<b>Biggest Anaheim win:</b>	Jan. 15, 2014 (9-1)	Jan. 15, 2014 (9-1)	Nov. 9, 2006 (6-0)
<b>Biggest Vancouver win:</b>	Mar. 24, 2000 (8-1)	Five wins by five goals	Mar. 24, 2000 (8-1)

## VEGAS GOLDEN KNIGHTS

### ALL-TIME SERIES SUMMARY

Season	Series Results	GF	GA	SF	SA	Power Play	Penalty Killing
2017-18	0-2-1	8	11	96	153	2-9	10-11
2018-19	0-4-0	3	14	108	146	1-11	13-16
2019-20	1-2-1	13	19	91	149	2-8	6-8
2020-21	1-5-2	13	29	200	252	1-16	17-18
<b>Totals</b>	<b>3-13-4</b>	<b>37</b>	<b>73</b>	<b>495</b>	<b>700</b>	<b>6-44</b>	<b>46-53</b>

### ALL-TIME SERIES FAST FACTS

	Overall	@ Anaheim	@ Vegas
<b>All-Time Series:</b>	3-13-4	1-7-2	2-6-2
<b>Current Streak:</b>	Four Vegas wins	Five Vegas wins	One Anaheim win
<b>Last Win by Anaheim:</b>	Feb. 11, 2021 (1-0)	Dec. 27, 2019 (4-3)	Feb. 11, 2021 (1-0)
<b>Last Win by Vegas:</b>	Apr. 24, 2021 (5-1)	Apr. 24, 2021 (5-1)	Dec. 31, 2019 (5-2)
<b>Last 10 games:</b>	1-6-3	1-7-2	2-6-2
<b>Overtime Record:</b>	0-0-4	0-0-2	0-0-2
<b>Longest Winning Streak:</b>	One game, three times	One game	One game, two times
	Last: Feb. 11, 2021	Dec. 27, 2019 (4-3)	Last: Feb. 11, 2021
<b>Longest Losing Streak:</b>	Five games, two times	Five games	Two games
	Last: Dec. 31, 2019-Apr. 24, 2021	Feb. 23, 2020-Apr. 24, 2021	Oct. 20, 2018-present
<b>Last Shutout by Anaheim:</b>	Feb. 11, 2021 (1-0)	None	Feb. 11, 2021 (1-0)
<b>Last Shutout by Vegas:</b>	Apr. 16, 2021 (4-0)	Apr. 16, 2021 (4-0)	Nov. 14, 2018 (5-0)
<b>Biggest Anaheim win:</b>	Feb. 19, 2018 (2-0)	Dec. 27, 2019 (4-3)	Feb. 19, 2018 (2-0)
<b>Biggest Vegas win:</b>	Nov. 14, 2018 (5-0)	Two wins by three goals	Nov. 14, 2018 (5-0)

## WASHINGTON CAPITALS

### ALL-TIME SERIES SUMMARY

Season	Series Results	GF	GA	SF	SA	Power Play	Penalty Killing	Season	Series Results	GF	GA	SF	SA	Power Play	Penalty Killing
1993-94	0-2-0	2	8	53	65	0-7	4-5	2008-09	0-1-0	4	6	32	33	1-5	5-8
1994-95	Did not play							2009-10	0-1-0	1	5	31	49	0-2	4-5
1995-96	1-0-1	4	3	41	73	0-9	8-9	2010-11	1-1-0	8	8	45	63	2-4	4-4
1996-97	2-0-0	9	5	59	62	2-10	7-8	2011-12	0-0-1	4	5	15	40	1-1	3-3
1997-98	1-1-0	8	7	73	57	2-7	5-8	2012-13	Did not play						
1998-99	1-1-0	1	1	53	65	1-10	7-8	2013-14	1-1-0	5	5	74	49	0-9	5-8
1999-00	2-0-0-0	12	3	51	59	0-6	4-5	2014-15	0-1-1	5	7	58	62	1-6	5-6
2000-01	1-1-0-0	5	4	51	59	0-6	8-9	2015-16	1-0-1	3	1	49	56	0-6	7-7
2001-02	1-1-0-0	3	5	57	61	1-10	9-11	2016-17	1-1-0	9	8	54	66	1-8	6-8
2002-03	1-0-0-0	3	0	30	26	1-5	7-7	2017-18	1-0-1	6	3	48	63	2-2	3-3
2003-04	1-0-0-0	4	2	31	25	1-1	6-7	2018-19	2-0-0	11	7	64	57	4-7	7-8
2005-06	0-0-1	2	3	34	26	0-3	2-2	2019-20	0-2-0	4	8	63	67	1-7	2-4
2006-07	1-0-0	6	1	34	27	0-3	6-7	2020-21	Did not play						
2007-08	Did not play							Totals	19-14-6	119	105	1100	1210	21-134	124-150

### ALL-TIME SERIES FAST FACTS

	Overall	@ Anaheim	@ Washington
All-Time Series:	19-14-6	9-7-3	10-7-3
Current Streak:	Two Washington wins	One Washington win	One Washington win
Last Win by Anaheim:	Feb. 17, 2019 (5-2)	Feb. 17, 2019 (5-2)	Dec. 2, 2018 (6-5)
Last Win by Washington:	Dec. 6, 2019 (3-2)	Dec. 6, 2019 (3-2)	Nov. 18, 2019 (5-2)
Last 10 games:	5-3-2	3-5-2	4-2-3
Overtime Record:	1-0-6	0-0-3	1-0-3
Longest Winning Streak:	Four games	Four games	Two games, three times
	Mar. 19, 1996-Dec. 12, 1997	Dec. 13, 1996-Oct. 19, 1999	Last: Jan. 13, 2005-Dec. 8, 2006
Longest Losing Streak:	Four games	Six games	Two games, two times
	Mar. 18, 2014-Mar. 7, 2016	Jan. 13, 2006-Mar. 7, 2016	Last: Feb. 11, 2017-Dec. 16, 2017
Last Shutout by Anaheim:	Mar. 6, 2018 (4-0)	Mar. 6, 2018 (4-0)	Apr. 10, 2016 (2-0)
Last Shutout by Washington:	Oct. 10, 1998 (1-0)	None	Oct. 10, 1998 (1-0)
Biggest Anaheim win:	Oct. 19, 1999 (7-1)	Mar. 6, 2018 (4-0)	Oct. 19, 1999 (7-1)
Biggest Washington win:	Jan. 27, 2010 (5-1)	Oct. 29, 1993 (5-2)	Jan. 27, 2010 (5-1)

## WINNIPEG JETS

### ALL-TIME SERIES SUMMARY

Season	Series Results	GF	GA	SF	SA	Power Play	Penalty Killing	Season	Series Results	GF	GA	SF	SA	Power Play	Penalty Killing
1999-00	1-0-0-0	4	1	36	28	1-4	3-3	2011-12	0-1-0	3	5	36	31	1-4	1-2
2000-01	1-1-0-0	7	6	59	72	4-8	6-8	2012-13	Did not play						
2001-02	2-0-0-0	9	1	74	46	1-9	6-6	2013-14	2-1-0	10	9	112	75	2-9	6-8
2002-03	1-1-0-0	6	5	63	53	1-5	6-8	2014-15	3-0-0	12	8	99	90	5-16	13-16
2003-04	0-1-0-0	2	6	37	37	0-3	3-4	2015-16	2-0-1	8	5	96	75	4-8	10-10
2005-06	1-0-0	2	1	28	21	1-4	4-4	2016-17	2-0-1	9	7	90	92	2-7	11-12
2006-07	1-0-0	2	1	32	35	1-5	6-7	2017-18	1-1-1	6	10	88	105	1-8	5-7
2007-08	Did not play							2018-19	0-2-1	6	16	89	88	0-8	7-12
2008-09	0-1-0	4	8	35	43	0-3	4-6	2019-20	1-2-0	9	10	85	93	0-5	8-10
2009-10	0-1-0	1	2	35	34	0-4	3-4	2020-21	Did not play						
2010-11	0-0-1	4	4	41	33	3-7	1-4	Totals	18-12-5	104	105	1135	958	27-117	103-131

### ALL-TIME SERIES FAST FACTS

	Overall	@ Anaheim	@ Winnipeg/Atlanta
All-Time Series:	18-12-5	9-7-2	9-5-3
Current Streak:	Two Winnipeg wins	One Winnipeg win	Five Winnipeg wins
Last Win by Anaheim:	Oct. 29, 2019 (7-4)	Oct. 29, 2019 (7-4)	Jan. 23, 2017 (3-2)
Last Win by Winnipeg:	Dec. 8, 2019 (3-2)	Nov. 29, 2019 (3-0)	Dec. 8, 2019 (3-2)
Last 10 games:	2-5-3	6-3-1	5-2-3
Overtime Record:	5-0-5	3-0-2	2-0-3
Longest Winning Streak:	Six games	Three games	Five games
	Mar. 31, 2014-Mar. 20, 2016	Mar. 31, 2014-Jan. 3, 2016	Oct. 6, 2013-Jan. 23, 2017
Longest Losing Streak:	Four games, two times	Three games	Five games
	Last: Mar. 23, 2018-Mar. 20, 2019	Feb. 15, 2009-Oct. 15, 2010	Mar. 30, 2017-present
Last Shutout by Anaheim:	Nov. 14, 2001 (5-0)	Nov. 14, 2001 (5-0)	None
Last Shutout by Winnipeg:	Nov. 29, 2019 (3-0)	Nov. 29, 2019 (3-0)	None
Biggest Anaheim win:	Nov. 14, 2001 (5-0)	Nov. 14, 2001 (5-0)	Nov. 17, 2002 (5-1)
Biggest Winnipeg win:	Feb. 2, 2019 (9-3)	Feb. 15, 2009 (8-4)	Feb. 2, 2019 (9-3)

# ALL-TIME RECORD VS. OPPONENTS



Franchise	Overall								Home					Road				
	GP	W	L	T	OT	GF	GA	PTS.	GP	W	L	T	OT	GP	W	L	T	OT
Arizona	145	79	42	5	19	425	384	182	73	44	18	3	8	72	35	24	2	11
Boston	37	19	12	2	4	104	95	44	18	9	5	2	2	19	10	7	0	2
Buffalo	40	17	18	3	2	98	109	39	20	9	10	0	1	20	8	8	3	1
Calgary	112	60	43	7	2	328	308	129	56	39	11	6	0	56	21	32	1	2
Carolina	40	23	14	2	1	113	110	49	20	12	7	1	0	20	11	7	1	1
Chicago	98	50	36	5	7	249	242	112	47	26	15	3	3	51	24	21	2	4
Colorado	102	47	40	7	8	277	279	109	51	25	19	3	4	51	22	21	4	4
Columbus	61	30	22	1	8	169	165	69	31	16	10	1	4	30	14	12	0	4
Dallas	127	47	69	5	6	294	372	105	63	31	28	3	1	64	16	41	2	5
Detroit	89	29	47	7	6	211	266	71	45	21	19	4	1	44	8	28	3	5
Edmonton	111	60	39	2	10	300	272	132	57	33	19	2	3	54	27	20	0	7
Florida	37	16	16	3	2	98	112	37	19	9	9	1	0	18	7	7	2	2
Los Angeles	152	73	52	11	16	435	413	173	77	42	19	7	9	75	31	33	4	7
Minnesota	76	36	27	2	11	178	188	85	39	20	14	0	5	37	16	13	2	6
Montreal	35	16	14	2	3	106	105	37	17	10	5	0	2	18	6	9	2	1
Nashville	76	42	26	2	6	211	192	92	38	28	7	0	3	38	14	19	2	3
New Jersey	38	17	17	1	3	97	105	38	20	11	7	1	1	18	6	10	0	2
NY Islanders	38	17	13	4	4	104	104	42	20	9	5	3	3	18	8	8	1	1
NY Rangers	39	19	13	1	6	112	113	45	19	12	4	0	3	20	7	9	1	3
Ottawa	37	20	10	3	4	93	85	47	19	11	4	2	2	18	9	6	1	2
Philadelphia	38	18	11	5	4	115	115	45	20	9	5	2	4	18	9	6	3	0
Pittsburgh	38	15	20	2	1	111	123	33	18	10	7	0	1	20	5	13	2	0
San Jose	151	69	66	4	12	393	426	154	76	34	33	2	7	75	35	33	2	5
St. Louis	104	47	46	5	6	283	313	105	51	25	23	2	1	53	22	23	3	5
Tampa Bay	38	18	17	1	2	94	96	39	19	9	8	1	1	19	9	9	0	1
Toronto	46	13	25	5	3	116	150	34	21	9	10	1	1	25	4	15	4	2
Vancouver	112	53	40	9	10	317	309	125	55	25	17	7	6	57	28	23	2	4
Vegas	20	3	13	0	4	37	74	10	10	1	7	0	2	10	2	6	0	2
Washington	39	19	14	1	5	119	107	44	19	9	7	1	2	20	10	7	0	3
Winnipeg	35	18	12	0	5	106	106	51	18	9	7	0	2	17	9	5	0	3

REFEREES

NAME	NUMBER	NAME	NUMBER	NAME	NUMBER
Anderson, Reid*	49	Kozari, Steve	40	Pollock, Kevin	33
Beach, Cody*	45	Lambert, Pierre	37	Rank, Garrett	7
Blandina, Brandon*	39	L'Ecuyer, Frederick	17	Rehman, Kyle	10
Brenk, Jake	26	Lee, Chris	28	Rooney, Chris	5
Charron, Francis	6	Luxmore, Thomas John	21	Samuels-Thomas, Jordan*	42
Chmielewski, Tom	18	MacDougall, Peter	38	Sandlak, Carter*	47
Dunning, Mitch*	43	Markovic, Michael	31	Schlenker, Chris	3
Dwyer, Gord	19	McCauley, Wes	4	Schrader, Brandon*	46
Furlatt, Eric	27	McIsaac, Jon	2	Skilliter, Graham	24
Halkidis, Beaudry*	48	Meier, Brad	34	South, Furman	13
Hanson, Trevor	14	Morton, Dean	36	St-Laurent, Francois	8
Hebert, Ghislain	22	Nicholson, Kendrick	30	St. Pierre, Justin	12
Hebert, Jean	15	O'Donnell, Conor*	41	Sutherland, Kelly	11
Joannette, Marc	25	O'Rourke, Dan	9	Syvret, Corey	23
Kea, Justin*	44	Pochmara, Brian	16	Walsh, Ian	29

LINESMEN

NAME	NUMBER	NAME	NUMBER	NAME	NUMBER
Alphonso, Shandor	52	Galloway, Ryan	82	Murray, CJ*	68
Amell, Derek	75	Gawryletz, Brandon	64	Murray, Jonny	95
Apperson, Caleb*	77	Gawryletz, Travis	67	Nagy, Kory	97
Baker, Tyson	88	Gibbons, Ryan	58	Nansen, Derek	70
Barton, Steve	59	Hunt, Mitchell*	62	O'Quinn, Ben	91
Berg, Devin	87	Johnson, Justin*	57	Pancich, Bryan	94
Brisebois, David	96	Kelly, Dan*	98	Rody, Vaughan	73
Cherrey, Scott	50	Knorr, Trent	74	Shewchyk, Mark	92
Cormier, Michel	76	Kovachik, Brad	71	Smith, Andrew	51
Daisy, Ryan	81	MacPherson, Matt	83	Suchanek, Libor	60
Deschamps, Jonathan	80	Marquis, Jesse	86	Tobias, James	61
Devorski, Greg	54	McNamara, Kilian*	93	Toomey, Travis	90
Flemington, Kyle	55	Mills, Bevan	53		
Fournier, Julien	56	Murchison, Kiel	79		

\* minor league official





# AM 830

HOME OF THE:



ESPN



WEEKDAY  
AFTERNOONS



AM830  
PODCASTS  
[AM830.NET/ARCHIVE](http://AM830.NET/ARCHIVE)



---

# ***RIDGELINE***

---



Official Vehicle of the NHL®