



ATLANTA FALCONS

2017 MEDIA GUIDE

2017 SEASON INFORMATION

Falcons 2017 Schedule	3
-----------------------	---

COMMUNITY RELATIONS

Falcons Community Relations	4
-----------------------------	---

ADMINISTRATION

Owner & Chairman Arthur M. Blank	12
CEO, AMB Group, LLC	16
Limited Partners	17
President & CEO Rich McKay	19
General Manager Thomas Dimitroff	21
Assistant General Manager Scott Pioli	25
Executives	27

COACHES

Head Coach Dan Quinn	43
Assistant Coaches	46
Head Coaches' Records	69

FRONT OFFICE

Staff Biographies	70
-------------------	----

PLAYER BIOS

Veteran Player Biographies	85
Rookie Player Biographies	184
Practice Squad Biographies	196

2016 SEASON IN REVIEW

Regular Season Statistics	208
Game Reviews	210
Player Participation	226
Game-by-Game Starters	227
Game-by-Game Team Statistics	228
Game-by-Game Individual Statistics	229

RECORDS AND RESULTS

Team Records	235
Individual Records	240
Career Service & Consecutive Streaks	248
All-Time Lists	250
Top Performances	253
Career 100 & 300-yard Games	260
Top Yearly Leaders	261
Offensive & Defensive Rankings	276
All-time Starting QBs	277
Preseason Results	278
All-Time Results	281
Year-by-Year Results	290

HISTORY

Team Founder	299
Year by Year	301
Uniform History	314
Stadium History	317
Ring of Honor	319
All-Time Roster	321
Recent Major Trades	332
Yearly & Weekly Awards	335
Draft Choices by Year	351

2017 FALCONS MEDIA GUIDE CREDITS

Executive Editor:	Morgan Shaw Parker
Managing Editors:	Matt Haley Curtis Jackson
Supporting Writers:	Brian Cearn Caleigh Lentz
Layout & Design:	Michael Benford Tucker Brooks Britt Davis Keith Hansard
Photo Credits:	Jimmy Cribb Kara Durette



WHERE WILL YOU BE?

2017 ATLANTA FALCONS

SEASON SCHEDULE

PRESEASON

PRESEASON 1	PRESEASON 2	PRESEASON 3	PRESEASON 4
THUR, AUG 10 7:00 PM HARD ROCK STADIUM CW69	SUN, AUG 20 4:00 PM HERNIMAN FIELD CW69	SAT, AUG 26 7:00 PM MERCEDES-BENZ STADIUM CW69	THUR, AUG 31 7:00 PM MERCEDES-BENZ STADIUM CW69

REGULAR SEASON

WEEK 1	WEEK 2	WEEK 3	WEEK 4
SUN, SEP 10 1:00 PM SOLDIER FIELD FOX	SUN, SEP 17** 8:30 PM MERCEDES-BENZ STADIUM NBC	SUN, SEP 24 1:00 PM FORD FIELD FOX	SUN, OCT 1 1:00 PM MERCEDES-BENZ STADIUM CBS
WEEK 5	WEEK 6	WEEK 7	WEEK 8
BYE WEEK	SUN, SEP 15 1:00 PM MERCEDES-BENZ STADIUM CBS	SUN, OCT 22** 8:30 PM GILLETTE STADIUM NBC	SUN, OCT 29* 1:00 PM METLIFE STADIUM FOX
WEEK 9	WEEK 10	WEEK 11	WEEK 12
SUN, NOV 5* 1:00 PM BANK OF AMERICA STADIUM FOX	SUN, NOV 12* 4:25 PM MERCEDES-BENZ STADIUM FOX	MON, NOV 20** 8:30 PM CENTURYLINK FIELD ESPN	SUN, NOV 26* 1:00 PM MERCEDES-BENZ STADIUM FOX
WEEK 13	WEEK 14	WEEK 15	WEEK 16
SUN, DEC 3* 1:00 PM MERCEDES-BENZ STADIUM FOX	THUR, DEC 7** 8:25 PM MERCEDES-BENZ STADIUM NBC FOX amazon	MON, DEC 18** 8:30 PM RAYMOND JAMES STADIUM ESPN	SUN, DEC 24 1:00 PM MERCEDES-BENZ SUPERDOME FOX
WEEK 17	 @ATLANTAFALCONS 		
SUN, DEC 31* 1:00 PM MERCEDES-BENZ STADIUM FOX			

HOME

AWAY

// **NATIONALLY TELEVIEWED GAME // *FLEX SCHEDULE ELIGIBLE // ALL TIMES ARE EASTERN // ATLANTAFALCONS.COM/TICKETS

ATLANTA
CW69

PRIME SPORT

RISE UP

ticketmaster
VERIFIED TICKETS

THE GAME
92.9
Atlanta SportsCenter



ATLANTA FALCONS
IN THE COMMUNITY

BEYOND FOOTBALL: ATLANTA FALCONS IN THE COMMUNITY

The Atlanta Falcons create a winning team off the field by building a strong bond in the community. Each year the club typically logs more service hours and makes more community appearances than most other NFL teams. Through the Atlanta Falcons Youth Foundation, the team contributes more than \$1 Million annually to improve fitness and reduce youth obesity in the state of Georgia. Players, coaches, cheerleaders, associates and the Atlanta Falcons Women's Association all contribute to making a meaningful difference in the lives of others.



Falcons in the Community



FalCan Food Drive School Challenge

HOMETOWN HUDDLE

On Tuesday, October 4, the Atlanta Falcons and United Way participated in community service activities at 12 different locations throughout metro Atlanta. The entire Atlanta Falcons current roster of players, along with the Atlanta Falcons Owner & Chairman Arthur Blank, President & CEO Rich McKay and the Women's Association, divided into groups to visit the various locations for Hometown Huddle.

The Atlanta Falcons are the only NFL team to engage their entire roster of players for Hometown Huddle.

Ronald McDonald House

Atlanta Falcons players visited with patients and families at the Ronald McDonald House.

International Community School

Atlanta Falcons players participated in a PLAY 60 camp with more than 100 students at International Community School.

Brown Middle School

Atlanta Falcons players participated in a PLAY 60 camp with more than 100 students at Brown Middle School.

Westside Works

Atlanta Falcons Owner & Chairman Arthur Blank and Atlanta Falcons players participated in a baking competition with students from the Westside Works Culinary Class.

West Manor Elementary School

Atlanta Falcons President & CEO Rich McKay and



Hometown Huddles

Atlanta Falcons players read to students at West Manor Elementary School.

Peyton Forest Elementary School

Atlanta Falcons players surprised teachers during classes at Peyton Forest Elementary School and gave them gifts to show appreciation.

Hutchinson Elementary School

Atlanta Falcons players surprised teachers during classes at Hutchinson Elementary School and gave them gifts to show appreciation.

Meals on Wheels Activities Center

Atlanta Falcons players visited the Meals on Wheels Activities Center and participated in fun games with the senior citizens.

Meals on Wheels

Atlanta Falcons players delivered meals to senior citizens at their homes with Meals on Wheels.

Children's Healthcare of Atlanta - Egleston
Atlanta Falcons players visited and brought gifts to children and families at Children's Healthcare of Atlanta - Egleston.

Children's Healthcare of Atlanta - Scottish Rite

Atlanta Falcons players visited The Zone at Children's Healthcare of Atlanta - Scottish Rite to make crafts and play games with patients and their families.

Crossroads Community Ministries

Atlanta Falcons Owner & Chairman Arthur Blank and the Atlanta Falcons Women's Association prepared and served lunch to the homeless at Crossroads Community Ministries.



Hometown Huddle

2016 HONORARY GAME CAPTAINS

During the 2016 season, the Atlanta Falcons selected an Honorary Game Captain for each home game.

Honorary Captain vs. Redskins (August 11)

Fernando Zapata Gomez - Make-A-Wish Foundation

Honorary Captain vs. Jaguars (September 1)

Matty Caymol - Children's Healthcare of Atlanta

Honorary Captain vs. Buccaneers (September 11)

Dawson, Taylor and Thurman 9/11 Families - Tuesday's Children

Honorary Captain vs. Panthers (October 2)

Randy Harbison - Friedreich's Ataxia disease

Honorary Captain vs. Chargers (October 23)

Makeda Mann - Northside Hospital breast cancer survivor

Honorary Captain vs. Packers (October 30)

Emily Bowman - Mothers Against Drunk Driving



Honorary Captain - Emily Bowman

Honorary Captain vs. Cardinals (November 27)

U.S. Marine Corporal Sean Adams and U.S. Army Master Sergeant Cedric King – Gary Sinise Foundation

Honorary Captain vs. Chiefs (December 4)

Charles Wilgus – Cockayne Syndrome

Honorary Captain vs. 49ers (December 18)

Head Football Coach Bryan Lamar – Tucker High School

Honorary Captain vs. Saints (January 1)

Riley Johnson – Rally Foundation

Honorary Captain vs. Seahawks (January 14)

Kyle Klerk – CURE Childhood Cancer

SALUTE TO SERVICE WEEK

From Monday, November 7 – Friday, November 11, the Atlanta Falcons celebrated Salute to Service Week.

Military Appreciation Night benefitting Toys for Tots

On Monday, November 7, the Atlanta Falcons hosted Military Appreciation Night at the Atlanta Falcons Team Store in Atlantic Station to benefit the United States Marine Corps Toys for Tots program. Fans donated toys to receive autographs and pictures from Atlanta Falcons players, cheerleaders and Freddie Falcon.

Military Veterans Group Visit

On Tuesday, November 8, Atlanta Falcons Guard Ben Garland visited a local military veterans support group. Garland spoke to the veterans about his experience in the military, signed autographs and took pictures with attendees.

TAPS World of Coca-Cola/Georgia Aquarium Visit

On Tuesday, November 8, Atlanta Falcons Kicker Matt Bryant hosted TAPS (Tragedy Assistance Program for Survivors) families to a unique tour of World of Coca-Cola and the Georgia Aquarium. At the aquarium, families received a behind the



TAPS World of Coca-Cola/Georgia Aquarium

scenes tour and a special dinner. During dinner, families experienced a penguin encounter.



Salute to Service High School Game

Women's Association Gold Star Ornaments

On Wednesday, November 9, the Atlanta Falcons Women's Association, Fort Stewart Spouse's Club and students from Perkerson Elementary School decorated ornaments for the Fort Stewart Gold Star Memorial, a memorial honoring fallen heroes that made the ultimate sacrifice. The ornaments were brought to Fort Stewart in Savannah and were presented to Gold Star families on behalf of the Atlanta Falcons.

Salute to Service Youth Football Clinic

On Thursday, November 10, the Atlanta Falcons hosted a Youth Football Clinic on Fort Gordon in Augusta for more than 200 children ages 6-14 to teach proper tackling techniques, as well as other football fundamentals and sportsmanship lessons. Each participant received an Atlanta Falcons Salute to Service t-shirt. The clinic was led by former Atlanta Falcons players.

Salute to Service High School Game

On Friday, November 11, the Atlanta Falcons hosted a Salute to Service game at the Cross Creek vs. Carver-Columbus High School playoff game in Columbus. The stadium featured many Salute to Service elements including a 40-yard American flag held by ROTC cadets during the National Anthem which was performed by a Fort Benning soldier, military vehicle displays and American flags throughout the property. High school football players and coaches also received Salute to Service gear and apparel to wear during the game.

NFL SALUTE TO SERVICE AWARD

The Salute to Service Award presented by USAA was created to acknowledge the exceptional efforts by members of the NFL community to honor and support U.S. service members, veterans and their families. USAA and the NFL presented Atlanta Falcons Head Coach Dan Quinn with the

2016 Salute to Service Award at the 6th Annual NFL Honors awards ceremony in Houston, Texas on Saturday, February 4.

HEAD COACH DAN QUINN'S TAPS DECAL PROGRAM - PRACTICE VISIT

On Saturday, November 26, Head Coach Dan Quinn hosted 63 TAPS families to practice and spoke to the group afterwards. Each Atlanta Falcons player personally honored a fallen hero and spent time with the family. The families were provided an autographed replica helmet and a catered lunch.

HEAD COACH DAN QUINN'S TAPS DECAL PROGRAM - ATLANTA FALCONS SALUTE TO SERVICE GAME

On Sunday, November 27, Atlanta Falcons players represented their fallen hero by wearing a decal of the hero's initials on their helmet. Prior to kickoff, Atlanta Falcons Owner & Chairman Arthur Blank and his wife Angie Blank addressed the families, along with AMB Group CEO Steve Cannon. TAPS families held the American flag during the National Anthem and throughout the game, special video tributes were played honoring the fallen heroes.



ATLANTA FALCONS SALUTE TO SERVICE GAME

On Sunday, November 27, the Arizona Cardinals vs. Atlanta Falcons game featured many Salute to Service elements including cheerleader uniforms, a full field American flag held by Fort Benning soldiers, military vehicles on Falcons Landing, the Fort Benning Maneuver Center of Excellence band, National Anthem singer SGT Constance Mack, a special tribute to military during halftime and additional NFL Salute to Service in game elements.

BREAST CANCER AWARENESS WEEK PRESENTED BY NORTHSIDE HOSPITAL

From Sunday, October 23 - Friday, October 28, the Atlanta Falcons celebrated Breast Cancer Awareness Week presented by Northside Hospital.

Atlanta Falcons Breast Cancer Awareness Game

On Sunday, October 23, the San Diego Chargers vs. Atlanta Falcons game featured several breast cancer awareness elements including a pregame Falcons March with breast cancer survivors at Falcons Landing, a halftime recognition of breast cancer survivors escorted on the field by former Atlanta Falcons players and additional in-game pink features.

Northside Hospital Breast Cancer Wing Visit

On Monday, October 24, Atlanta Falcons players participated in room-to-room visits, presented blankets, hand-delivered roses, signed autographs and took pictures.

Dazzle and Dine

On Tuesday, October 25, ten breast cancer survivors were celebrated with a day of pampering and a special evening. After a day of pampering at a local salon, the ladies were chauffeured to Katana where they enjoyed a hibachi dinner prepared at the tables by Atlanta Falcons players



and President & CEO Rich McKay. Each honoree also received a \$500 grant to the breast cancer organization of their choice.

Northside Hospital Cancer Support Community Visit

On Wednesday, October 26, former Atlanta Falcons players shared encouraging words to a local breast cancer support group. A catered dinner was provided and the attendees participated in a spirited game of Atlanta Falcons Jeopardy.

Breast Cancer Awareness Youth Football Clinic

On Thursday, October 27, the Atlanta Falcons hosted a Youth Football Clinic in Norcross for more than 200 children ages 6-14 to teach proper tackling techniques, as well as other football fundamentals and sportsmanship lessons. Each participant received an Atlanta Falcons breast cancer awareness t-shirt and various pink items. The clinic was led by former Atlanta Falcons

players.

Breast Cancer Awareness High School Football Game

On Friday, October 28, the Atlanta Falcons hosted a breast cancer awareness game at the Northview vs. Chattahoochee High School game in Johns Creek. The stadium featured many pink elements including fireworks, logos on the field, skydivers and Atlanta Falcons flags throughout the property. High school football players and coaches also received pink gear and apparel to wear during the game.

ATLANTA FALCONS NFL PLAY 60 FITNESSGRAM

The Atlanta Falcons and NFL Foundation, in partnership with The Cooper Institute, provided FitnessGram to 35 schools in Georgia. FitnessGram is the official physical fitness assessment of Georgia SHAPE and is the most widely used youth fitness assessment, education and reporting tool in the world. The new initiative takes place through the 2016-17 and 2017-18 school years. Schools that were selected to be Atlanta Falcons FitnessGram Partners will be provided P.E. equipment grants and additional Atlanta Falcons incentives as rewards.



Play 60 visit

BELLWOOD BOYS & GIRLS CLUB NFL FLAG FOOTBALL TEAMS

The Atlanta Falcons and the Arthur M. Blank Family Foundation sponsored the Bellwood Boys & Girls Club to provide youth on the Westside of Atlanta an opportunity to play NFL FLAG football during the 2016 fall season. The four co-ed teams were part of the North Metro Football League and played against other flag football teams in the metro Atlanta area. Each player was provided an Atlanta Falcons NFL FLAG jersey, shorts, jacket and cleats, as well as received transportation to all games. The teams have had such success that the Westside has now developed their own NFL FLAG League.

MILITARY NFL FLAG FOOTBALL KIT DONATION

The Atlanta Falcons and Arthur M. Blank Family Foundation provided NFL FLAG kits to all nine military bases in Georgia to help increase physical activity and flag football participation among children and adults on base. Each kit included 100 NFL FLAG football belts, 100 reversible NFL FLAG Atlanta Falcons jerseys and 20 footballs..

CERTIFIED ATHLETIC TRAINER GRANT

The Atlanta Falcons and the Atlanta Falcons Youth Foundation partnered with Northside Hospital for the third consecutive year to provide a certified athletic trainer at Booker T. Washington High School on the Westside of Atlanta. This multi-year grant provided the school with a full-time athletic trainer, as well as new state-of-the-art equipment and supplies. This training room has served as a resource for student-athletes throughout the Atlanta Public Schools district.

COACH OF THE WEEK PRESENTED BY FORD

As part of the 2016 Coach of the Week presented by Ford program, the NFL and Atlanta Falcons recognized 12 head high school varsity football coaches from the state of Georgia for their hard work and dedication to making a difference in student-athletes lives on and off the field. Each Coach of the Week winner received a commemorative football, \$1,000 grant for the school's football program and suite tickets to the San Francisco 49ers vs. Atlanta Falcons game on December 18.

COACH OF THE YEAR

Each year, one head high school football coach is selected from the pool of the 12 Coach of the Week winners to be the Atlanta Falcons Coach of the Year. This coach exemplifies extraordinary dedication and commitment to his team and community, as well as significant coaching achievements. The 2016 Atlanta Falcons Coach of the Year was Bryan Lamar of Tucker High School.

ATLANTA FALCONS POWER PLAYER PRESENTED BY GEORGIA POWER

InThe Atlanta Falcons Power Player presented by Georgia Power recognized male and female high school varsity sport athletes from the state of Georgia that demonstrated strong leadership skills both on and off the field. The Power Player led the team out of the tunnel prior to kickoff at an Atlanta Falcons game and was recognized with a special video feature. Additionally, a \$500 grant was awarded to their high school athletic program.

**Tampa Bay Buccaneers vs. Atlanta Falcons
(September 11)**

Bobby Tucker – Mountain View High School
Track & Field, Cross Country

**Carolina Panthers vs. Atlanta Falcons (October
2)**

Maddux Houghton – Dalton High School
Football, Baseball

**San Diego Chargers vs. Atlanta Falcons (October
23)**

Runeshia Williams – Riverdale High School
Volleyball, Basketball, Track & Field

**Green Bay Packers vs. Atlanta Falcons (October
30)**

Chad Lowery – Adairsville High School
Football, Track & Field

**Arizona Cardinals vs. Atlanta Falcons
(November 27)**

Eric Brown – Americus Sumter High School
Football, Basketball

**Kansas City Chiefs vs. Atlanta Falcons
(December 4)**

Kayla Trawick – Frederick Douglass High School
Volleyball

**San Francisco 49ers vs. Atlanta Falcons
(December 18)**

Kyle Carrera – Landmark Christian High School
Football

**New Orleans Saints vs. Atlanta Falcons (January
1)**

Nia Cole – Riverdale High School
Golf, Competition Cheerleading, Varsity
Cheerleading

**Seattle Seahawks vs. Atlanta Falcons (January
14)**

Craig Johnson II – Therrell High School
Football, Baseball





ATLANTA FALCONS
ADMINISTRATION



ARTHUR BLANK

OWNER & CHAIRMAN



The 2016 season will mark the 15th for Arthur Blank as Owner & Chairman for the Falcons. Blank, the co-founder of the world's largest home improvement retailer, The Home Depot, has established his franchise as one of the tops in the NFL. His impact and leadership can be identified by the individuals he has hired to guide the organization.

During 2015, Blank added new leaders both on the field and off the field by hiring Head Coach Dan Quinn, as well as Steve Cannon as CEO of the Blank Family of Businesses. The two passionate leaders have been charged with leading his organizations to the next level and ensure that Blank's brands continue to win on and off the field.

Quinn's exuberance and passion was immediately felt within the organization and it was easy to tell why he was the top target for every team looking to fill their coaching vacancy, but it took a visionary like Blank to land Quinn here in Atlanta.

"This is an exciting day for the Atlanta Falcons franchise and our fans," Blank said at Quinn's introductory news conference. "Dan is a talented football coach who has a deep and diverse history in the game, which will serve us well. As we got to know Dan during the interview process, it became clear that he has a definitive plan for our football team and what it will take to win on a consistent basis."

"He also has a proven ability to develop players by maximizing their individual strengths. For these and many other reasons, Dan was our top pick, and I'm confident our players, staff, fans and community will be proud to have him represent the Falcons."

Quinn was the architect of Seattle's top-ranked defense which helped propel the Seahawks to back-to-back Super Bowl appearances including a 43-8 rout of the Denver Broncos in Super Bowl XLVIII. There were four things that were clear characteristics Quinn wanted his team to embody; play fast and physical, be relentless, have regard for the ball and develop a strong brotherhood.

His first season at the helm of the Falcons finished with an 8-8 record, a two-win improvement from 2014. It was a year that saw the team start 6-1 and win two of its final three games, including one against the then undefeated Carolina Panthers. The strong end to the season coupled with the vision of Quinn and General Manager Thomas Dimitroff, has laid the foundation for Blank's team to return to the playoff conversation very soon.

Since Quinn's arrival in February of 2015, Atlanta has signed, re-signed or tendered 39 players during free agency. The determination of Blank to build a consistent winner for this city and provide the fan base in Atlanta a team they can be proud of and call their own is unmatched in sports. Atlanta's impressive six year run from 2008-2012 included two number one seeds in the NFC playoffs (2010, 2012), a team-record three consecutive playoffs berths (2010-12), four double-digit winning seasons (2008, 2010-12), two 13-wins seasons (2010, 2012), and two NFC South Division championships (2010, 2012). Blank's expectations are to surpass that run and bring a championship to the city and the franchise.

In December of 2015, Blank hired Steve Cannon to be the CEO of AMB Group. Cannon was hired to lead all business operations of the National Football League's Atlanta Falcons; Atlanta United FC of Major League Soccer; Atlanta Falcons Stadium Company, the developer of Mercedes-Benz Stadium that is scheduled to open in 2017; PGA TOUR Superstore; and Mountain Sky Guest Ranch.

"Steve is a dynamic leader with a value system and ethic that aligns very well with mine, which is important to ensuring our culture and values continue to thrive in a fast-paced, growing environment," said Blank. "He is a proven, results-driven executive who understands how to build and deliver a premium customer experience. That, along with his high-energy approach and experience will translate very well to all of our businesses. I couldn't be more thrilled to have a leader of Steve's stature take on this very important role moving forward."

The pieces are in place for Blank and his franchise to reach the pinnacle and with his guidance and a Mercedes-Benz Stadium opening up in 2017, the Falcons are poised to again reach the elite of the NFL.

IT TAKES A TEAM

Since Blank acquired the Falcons in 2002, the team has made the playoffs six times in 15 seasons. Under Blank's leadership, the Falcons front office has also seen unprecedented success. Three years before Blank purchased the Falcons, the club averaged about 37,000 season ticket holders per year. Since 2002, the Falcons have never sold fewer than 50,000 season tickets in any year. Additionally, during the same period of time, the club has sold out 110 of 112 regular season games and is currently riding a streak of eight consecutive sellout seasons.

"I have been blessed here with a great team of people," Blank said. "I have always believed in bringing the best people together, creating the right environment, giving them the resources they need, being a cheerleader for them and making sure the culture is set in place before getting out of the way and allowing them to do what they need to do."

Blank is also a key contributor to many of the NFL's major committees. He currently chairs the NFL Audit Committee and Compensation Committee, and he is a member of the league's Finance, Legislative, and Workplace Diversity committees.

The increasing relevance of the Falcons has provided numerous opportunities for the franchise and city of Atlanta to be showcased on nationally-televised games. With two prime time games on national television this season, Atlanta will have participated in 17 prime time regular season games over the past five years.



Arthur Blank

"Our exposure through prime time games over the years speaks directly to the outstanding performances of our players and coaches," Blank said. "Make no mistake, however, that our larger goal remains to perform under the worldwide spotlight of the Super Bowl. There are 31 other teams out there that want the Lombardi Trophy just as much as we do, so we have to stay diligent to remain a relevant team."

MERCEDES-BENZ STADIUM

In May 2014, Blank and the Falcons broke ground on Mercedes-Benz Stadium, which is set to open in 2017. In addition to being a new home for the Falcons, the stadium will also be home to Atlanta United FC, the new Major League Soccer team that was awarded to Blank in April 2014 and will begin play in 2017. The facility will also host other premier sports and entertainment events throughout the year.

"Our goal is for the new building to become a destination site for sports and entertainment guests from all over the world," Blank stated. "We not only want Mercedes-Benz Stadium to become a landmark for the city of Atlanta and the state of Georgia, we want it to be a game changer when it comes to stadium design and the guest experience inside the building where friends and families can come together and create special memories."

Mercedes-Benz Stadium has already been successful in attracting marquee events to the city of Atlanta, such as the 2018 College Football National Championship, the 2019 Super Bowl, and the 2020 NCAA Final Four among many others, including the National Semifinals of the College Football Playoffs.

MAKING A DIFFERENCE & IMPROVING LIVES

Starting with The Home Depot and continuing with his current businesses – the Falcons, PGA TOUR Superstore, Mountain Sky Guest Ranch, Atlanta United and The Arthur M. Blank Family Foundation – Blank's business and personal values underscore the importance of giving back and becoming part of the community.

During his 23 years with The Home Depot, the company donated more than \$113 million to communities, and Home Depot associates provided hundreds of thousands of hours of personal volunteer time.

Since its inception in 1995, The Arthur M. Blank Family Foundation has granted more than \$300 million to charitable organizations, with

approximately two-thirds of the total focused on metro Atlanta, including the Historic Westside neighborhoods of Vine City, English Avenue and Castleberry Hill.

In 2013, Blank publicly committed to making further significant investments in these communities by creating the Westside Neighborhood Prosperity Fund, which will invest in catalytic projects that ignite positive change and improve the quality of life in the neighborhoods surrounding Mercedes-Benz Stadium. The foundation has pledged \$15 million to contribute to large-scale transformational projects that result in lasting impact for community residents.

In 2014, Blank's foundation launched its first major project, Westside Works, a long-term neighborhood-based program focused on creating job training and employment opportunities for residents. Westside Works placed nearly 200 men and women in living wage jobs in construction, health care, culinary arts and auto technician sectors during its first 12 months of operation.

"We've been committed to the Westside neighborhoods for many years," Blank noted. "Building a new stadium is the relatively easy part of our overall project in that area; the larger challenge is in having a positive and meaningful impact on the surrounding communities in the process. My family, along with the Falcons, feels a sense of responsibility to be part of that positive change."

Community engagement is a priority for the Falcons, as well. The Atlanta Falcons Youth Foundation invests in innovative approaches to increase time kids spend in physical activity, and to give more children access to healthy foods. Since 2002, the foundation has awarded more than \$20 million in grants to nonprofit organizations serving children across Georgia. As a leader in the Georgia SHAPE initiative, the youth foundation is helping Georgia elementary schools reach more than 350,000 students through the Power Up for 30 program, which adds 30 minutes of physical activity during the school day. The foundation also has donated \$730,000 worth of equipment to 131 groups in 46 counties across Georgia, expanding opportunities for 68,000 youth to be physically active.

In addition, Atlanta Falcons players, coaches, cheerleaders, associates and their spouses remain among the most active community citizens in the NFL, contributing an average of 3,000 hours of their collective time each season. Much of this time is spent participating in Atlanta Falcons

community relations programs and initiatives that support a variety of issues and activities, including health and fitness, breast cancer awareness, combating hunger, the development of youth/prep football, Salute to Service and outreach in underserved communities.

"It's important that everyone in our family of businesses understands our collective responsibility to contribute to the communities in which we all live and work," Blank stressed.

HOW IT ALL BEGAN

A native of Flushing, N.Y., Blank attended Stuyvesant High School in Manhattan, where he competed on the football, baseball and track teams. He received his Bachelor of Science degree in business administration with distinction from Babson College, where he was active in a variety of extracurricular activities. Blank co-founded The Home Depot in 1978 and retired from the company as co-chairman in 2001. At the time of his retirement, The Home Depot was a component of the Dow Jones Industrial Average and one of Fortune magazine's "Global Most Admired Companies." During Blank's last year as CEO of the company, The Home Depot ranked first in social responsibility in an annual survey conducted by Harris Interactive, Inc.

Blank is recognized throughout the country for his personal and professional achievements. In 2012, he received an honorary doctor of laws degree from the University of Georgia. In 2011, he was the recipient of the Freeing Voices, Changing Lives Award from the American Institute for Stuttering, and in 2010, he was recognized by the Council for Quality Growth for his philanthropic endeavors as well as his significant contributions to economic development and quality of life. In 2006, he was named a Distinguished American by the Walter Camp Football Foundation, which annually recognizes an individual who has utilized his or her talents to attain great success in business, private life or public service.

Also in 2006, Blank was inducted into the Junior Achievement U.S. Business Hall of Fame, and was awarded an honorary doctor of humanities degree from Furman University. In 2005, he was named National Entrepreneur of the Year by Ernst & Young. In 2003, for the second time in three years, Blank was named Georgia's Most Respected CEO by Georgia Trend magazine, and in 2002, he was inducted into Georgia State University's Business Hall of Fame. The Georgia Army National Guard Infantry Regiment appointed Blank as an honorary commander on July 16. Individuals are selected as

honorary commanders because of their position or influence in the community, and their ability to foster awareness and public support for the military and its service members.

Blank serves on the board of trustees of The Carter Center, Inc., and The Cooper Institute.

Arthur and Angie Blank's marriage in June of 2016 brought together their respective families, including nine children and five grandchildren. A strong believer in work-life balance, Blank makes time daily for physical activity and spending time with family.



**STEVE
CANNON**

CEO - AMB GROUP, LLC



Steve Cannon was named chief executive officer of AMB Group, LLC effective February 1, assuming the day-to-day leadership of the company's for-profit businesses. Cannon leads all business operations of the National Football League's Atlanta Falcons; Atlanta United of Major League Soccer; Atlanta Falcons Stadium Company, the developer of Mercedes-Benz Stadium that is scheduled to open in 2017; PGA TOUR Superstore; and Mountain Sky Guest Ranch.

Prior to joining AMB Group, Cannon served as president and chief executive officer of Mercedes-Benz USA (MBUSA) and was responsible for leading operations that generated record sales with annual revenues exceeding \$20 billion. During his tenure, MBUSA achieved a first-ever No. 1 ranking on the American Customer Satisfaction Index and was also lauded as one of the best places to work by Fortune Magazine five years in a row. Cannon oversaw MBUSA's successful headquarters relocation from New Jersey to the metro Atlanta area, in addition to crafting a sports sponsorship strategy that closely aligned the premium brand with properties reflective of its category leadership and brand position.

Cannon began his automotive career in 1991 as executive assistant to the president and CEO of Mercedes-Benz of North America (predecessor to MBUSA). From there, he moved to Stuttgart, Germany and joined a small team tasked with the development, manufacturing and launch of the M-Class, the first Mercedes-Benz SUV ever made in, and for this market. Following his time in Germany, Cannon served as director of marketing for Debis Financial Services (later Daimler Financial Services). He also served as principal for The Richards Group, one of the largest independent full-service advertising agencies in the U.S. before re-joining MBUSA in 2007 where he served as the vice president of marketing for MBUSA from June 2007 until he was promoted to president and CEO in 2012.

Cannon graduated with honors from the United States Military Academy at West Point (B.S., Economics). He is Airborne Ranger qualified and served as 1st Lieutenant in West Germany during the fall of the Iron Curtain. During his time in the Army he also served five years as an artillery officer.

Cannon and his wife, Ann, reside in Atlanta and they are the parents of nine children.



RONALD E. CANAHARIS
LIMITED PARTNER

Chairman and Chief Investment Officer, Montag & Caldwell, an investment management services company. Member of the CFA Institute, CFA Society of Atlanta and Rotary Club of Atlanta.



WARRICK DUNN
LIMITED PARTNER

Former NFL running back with Atlanta Falcons and Tampa Bay Buccaneers who rushed for over 11,000 career yards. Founder of Warrick Dunn Charities. 2004 Walter Payton NFL Man of the Year, 2013 Louisiana Champion of Service Award, and recipient of 2011 Jefferson Award for outstanding public service. Earned his EMBA from Emory University in 2013.



DOUGLAS J. HERTZ
LIMITED PARTNER

President & CEO, United Distributors, a privately-held beverage distributor. Chairman of the Governing Board of Woodruff Arts Center. Founder and chairman of Camp Twin Lakes. Serves on the boards of The Marcus Foundation, Holly Lane Foundation, East Lake Community Foundation, Atlantic Capital Bank, Georgia Research Alliance and Mother Nature Network. Trustee of Westminster School, emeritus member of the Board of Tulane University, and immediate past Chairman of the Board of Children's Healthcare.



EDWIN H. MENDEL
LIMITED PARTNER

Co-founder, Ned Davis Research Group and Davis, Mendel & Regenstein, Inc. President of The Mendel Foundation. Sponsors the Young Angels Camp Scholarship Fund. Serves as life trustee at the Marcus Jewish Community Center and Pace Academy.



DEREK V. SMITH
LIMITED PARTNER

Chairman, Game of Golf Institute. Chairman and CEO, Institute of Global Prescience. Founder and trustee, Myfifidnet Foundation. Former Chairman and CEO of ChoicePoint Inc. Board member of Georgia Aquarium and Geeknet, Inc.



JOHN A. WILLIAMS
LIMITED PARTNER

Chairman, CEO, and Director of Preferred Apartment Communities, Inc. Founder of Post Properties, Inc. Member of Board of Directors of Rentech, Inc., a nitrogen fertilizer and wood fibre processing company.



BRIAN J. BARKER
LIMITED PARTNER

Founder and CEO of AFS, an industry-leader for 30 years in Transportation Cost Management headquartered in Shreveport, LA. Resides in Park City, Utah and is an active community supporter in Shreveport, Park City and Destin, FL, including school age athletics & sports complex, inner-city sports camps, shelter for abused women & children and Trustee of DCWA that provides financial support for at risk kids.



JOHN P. IMLAY, JR.
IN MEMORIAM

John Imlay passed away at the age of 78 in 2015. He had been a minority owner of the Falcons since 1991 and was universally loved by everyone at the club. Imlay was the Chairman of Imlay Investments, Inc., a private investment firm; Chairman, of The Imlay Foundation; and a member of Atlanta Rotary



RICH MCKAY

PRESIDENT & CEO



Falcons President and CEO, Rich McKay, has been a fixture in the National Football League for more than 30 years. One of the League's most influential executives, McKay recently finished his 13th season with the Atlanta Falcons including an NFC Championship title and a trip to Super Bowl LI.

McKay was initially hired by Owner and Chairman Arthur M. Blank in 2004 and served his first four years as the team's general manager. He was promoted to president and chief executive officer in 2011. Together with Blank and Falcons general manager, Thomas Dimitroff, McKay played a key role in the coaching search that resulted in the hiring of Dan Quinn as Atlanta's new head coach in early 2015. That same year, national columnist and creator of Monday Morning Quarterback (MMQB), Peter King, named McKay number 10 out of the 100 most influential people in the NFL.

McKay played a pivotal role in the negotiation, development and progress of building Mercedes-Benz Stadium, a process that began in earnest in 2008. Working closely with Blank, the city of Atlanta, the state of Georgia, and the Georgia World Congress Center Authority, McKay helped to secure approval and financing for Mercedes-Benz Stadium after years of intense negotiations. The club broke ground on Mercedes-Benz Stadium on May 19, 2014, with NFL Commissioner Roger Goodell, MLS Commissioner Don Garber, and Atlanta Mayor Kasim Reed in attendance for the historic announcement, and it is set to open later this year as the home of the Atlanta Falcons and MLS expansion team, Atlanta United. He is the only executive to have led two successful stadium negotiations (Atlanta and Tampa Bay). In April of 2014, McKay was named President of AMB Sports & Entertainment (AMBSE).

McKay has served as a member of the NFL's Competition Committee for the past 23 years. He was named co-chairman of the committee in 1998 and on March 1, 2011, NFL Commissioner Roger Goodell named him chairman of the committee which is comprised of NFL head coaches and League executives who study the game and

recommend rule changes and modifications to ensure player safety while promoting competitiveness. The Competition Committee has recommended and passed nearly fifty (50) player safety rules changes since 2002. In addition to his commitment to advancing the game, McKay was highly involved in the collective bargaining agreement negotiations, which led to the current multi-year agreement signed in 2011 between the NFL and the NFL Players Association.

Prior to joining the Falcons, McKay spent 10 years with the Tampa Bay Buccaneers, serving as general manager. While serving as general manager for Tampa Bay (1994-2003) and Atlanta (2004-2008), McKay was the architect of a Super Bowl winning team (Super Bowl XXXVII) as well as six teams that reached the playoffs and three that advanced to the NFC Championship game. His teams compiled an overall record of 112-96 with a playoff record of 6-5. As a GM, McKay worked with three different NFL head coaches who have guided their respective teams to NFC Championship games – Tony Dungy in 1999 with Tampa Bay, Jon Gruden in 2002 with Tampa Bay and Jim Mora in 2004 in Atlanta.

McKay's personnel scouting acumen was a successful formula which produced 59 players that played in the Pro Bowl during his time as an NFL General Manager. McKay showed his eye for talent when he drafted eight players in the 1997 draft class that went on to play a combined 1,175 games, with 772 starts over their careers. Those players helped contribute to Tampa Bay's 41 Pro Bowl selections between 1997 through 2002, which were the most in the NFL. To put it into perspective, the Buccaneers only had 19 Pro Bowl selections in the first 21 years of their history leading up to 1997. Additionally, 11 of McKay's former lieutenants have risen through the ranks to sit in the general manager's chair at other NFL franchises.

While many of the players McKay drafted developed into Pro Bowl performers on the field, several have been stars off of the gridiron. Atlanta

Falcons Limited Partner Warrick Dunn, whom McKay drafted in 1997 with Tampa Bay, was the recipient of the 2004 Walter Payton/NFL Man of the Year award. This award is presented annually to the NFL's most philanthropic player. Derrick Brooks, who was also a draft selection of McKay's, was also a co-recipient of the award in 2000.

The McKay family is one of the most successful football families with substantial roots in both the collegiate and professional game. Rich's late father, the legendary John McKay, led the University of Southern California Trojans to four national championships in 16 seasons. Rich's older brother J.K. McKay, was a starting wide receiver for the Trojans and part of two national championship teams (1972 & 1974) in addition to playing in three Rose Bowl games while playing for his father. Between the three McKay's, they have won six national championships, participated as a player or coach in 12 Rose Bowls, participated as a coach, player or team executive in six NFL conference championship games, won two National Collegiate Coach of the Year Awards, won one XFL Championship as a general manager, and won one Super Bowl as a general manager.

Both Coach McKay and Rich saw their first draft picks selected to the Pro Football Hall of Fame. Lee Roy Selmon was the first pick for John McKay as a head coach of the Tampa Bay Buccaneers in 1976 while Warren Sapp was the first pick for Rich McKay in 1995. After the enshrinement of Sapp and Derrick Brooks, Rich McKay became the first general manager in NFL history to have his first two draft picks go on to be first ballot members of the Pro Football Hall of Fame.

Rich McKay was the 2005 recipient of the Jack Horrigan Award. This award is presented annually by the Pro Football Writers of America to the club or League office executive who is the most helpful and cooperative with the local and national news media that report on the NFL. He was also recently named Chairman of the Board for Central Atlanta Progress for the 2017 season. Central Atlanta Progress was founded in 1941 and it is a private, not-for-profit corporation that plans and promotes Atlanta's Central Area and strives to create a robust economic climate for downtown Atlanta.

McKay earned his Bachelor's degree in Economics in 1981 from Princeton University, graduated from Stetson's College of Law in 1984, clerked for two years for Tampa's U.S. District Judge William Terrell Hodges, and was inducted into the Stetson Law's Hall of Fame in November 2014. McKay worked at the Tampa law firm of Hill, Ward, and Henderson, P.A., from 1986-1992 where he served as General Counsel for the Buccaneers. Born March 16, 1959, in Eugene, Oregon, McKay grew up in Los Angeles and Tampa, graduating from Tampa's Jesuit High School.

As an avid long distance runner, Rich has participated in and finished five marathons including two New York City Marathons, an Atlanta Marathon, and the Los Angeles in Marathon in 2013 and in 2016.

McKay and his wife, Terrin, have two sons; Hunter, a 2012 graduate of Samford University in Birmingham, Alabama who is now employed in the Sports Information Office at Kennesaw State University in Kennesaw, Ga., and John, a 2015 graduate of the University of Southern California is a scout with the Los Angeles Rams.



THOMAS DIMITROFF

GENERAL MANAGER



DIMITROFF'S PERSONNEL BACKGROUND

2008-17	General Manager // Falcons
2003-07	Dir. of College Scouting // Patriots
2002	National Scout // Patriots
1998-01	College Scout // Browns
1994-97	College Scout // Lions
1992	Scout // World League
1990-91	Scouting Coor. // Saskatch. Roughriders

General Manager Thomas Dimitroff is entering his 10th season in the role for the Falcons in 2017. Over the last two seasons, Dimitroff and Head Coach Dan Quinn have crafted a roster focused on fast, physical, and relentless players. This team-building approach spurred the Falcons to an NFC title and Super Bowl appearance for the second time in 2016. Over his nine seasons in Atlanta, the Falcons have posted 85 wins during the regular season, have made five postseason appearances and have added cornerstone players; QB Matt Ryan, WR Julio Jones, CB Desmond Trufant, T Jake Matthews, CB Robert Alford, OLB Vic Beasley, RB Devonta Freeman, S Keanu Neal, and LB Deion Jones in the draft.

A two-time Executive of the Year honoree by Sporting News (2008 & 2010), Dimitroff has been the architect of the most successful run in franchise history, including five consecutive winning seasons from 2008-2012 and three straight playoff berths - a first in franchise history.

Prior to the start of the 2015 campaign, Dimitroff was tasked with assisting Owner & Chairman Arthur Blank with finding a new head coach. Following a lengthy search, Blank decided on former the Seattle Seahawks Defensive Coordinator, Quinn. The Super Bowl pedigree that Dimitroff brought from New England was partnered with Quinn and his consecutive Super Bowl appearances in Seattle (2013 & 2014), including a win in Super Bowl XLVIII against the Denver Broncos. It was very clear to Quinn early on how he envisioned his relationship with Dimitroff.

"When I had a chance to talk to some other clubs as I went through it, this one was the best fit for me," Quinn said during his introductory press conference. "Starting with Mr. Blank and then with Thomas. He was the guy that I connected with right away, that I knew I wanted to partner with. I saw that relationship work strongly in Seattle with Pete [Carroll] and John [Schneider]. That's what I was looking for, somebody to partner up with to do it together. When I had a chance to connect with Thomas, we had a lot of mutual friends, guys that I respect in the business, but it was that partnership made this one so unique for me."

In the first year of the Dimitroff/Quinn partnership, the Birds finished 8-8 but won two of their final three games of the season. The foundation and vision for this team were put in place and a new demeanor and direction for the Falcons was evident. Dimitroff added talent to the roster with the help of Quinn's clear vision and the unified direction of the two men contributed to a perfectly executed plan during the 2016 offseason.

Once the 2015 season ended, Dimitroff and Quinn devised a plan to add the pieces that Quinn needed to build this team in their shared vision. Including tendering three players, the Falcons made 18 moves prior to the NFL Draft including signing three-time Pro Bowl center Alex Mack, DE Derrick Shelby, and WR Mohamed Sanu. Free agency was just the beginning of their plan, Dimitroff and Quinn's focus quickly turned to the draft, where they owned five picks to start the weekend.

The execution of the 2016 draft was precise and addressed the specific needs and positions that Dimitroff and Quinn deemed as priorities. They wanted to add fast and physical players on both sides of the ball and they did so by adding S Keanu Neal, LB Deion Jones, TE Austin Hooper, LB De'Vondre Campbell, G Wes Schweitzer and WR Devin Fuller.

There is no question that Dimitroff and Quinn share an exact vision for this team on the field. They have worked in lockstep to build a roster that

can compete for the NFC South while embodying all the characteristics that can make the fan base proud of the product on the field.

Dimitroff and Quinn's vision blossomed during the 2016 season, as the Falcons won 11 games on their way to capturing a fourth NFC South title and securing the conference's second seed in the playoffs. Atlanta led the NFL in scoring offense and average yards per play while also ranking second in total offense last season. The Falcons 'build through the draft and supplement in free agency' approach saw six players brought to Atlanta by Dimitroff named to the Pro Bowl in Vic Beasley Jr. (1), Matt Bryant, Devonta Freeman (2), Julio Jones (4), Mack (4), and Matt Ryan (4).

A testament to how Dimitroff and Quinn have reshaped the club's roster over the last two seasons, the Falcons return nine offensive starters and 18 defensive players that started at least one game. With most of its core players returning, ESPN listed the Falcons as the top roster in the NFL entering 2017. The duo began the 2017 offseason by focusing on retaining as many players from the NFC championship winning squad as possible. Atlanta tendered WR Taylor Gabriel, S Ricardo Allen, G Ben Garland, and CB Akeem King. The team then extended or re-signed six players, including QB Matt Schaub, DT Courtney Upshaw, TE Levine Toilolo, LB LeRoy Reynolds, and S Kemal Ishmael.

Prior to the 2017 NFL Draft, Dimitroff signed CB Desmond Trufant to a five-year contract extension locking up one of the game's top cover cornerbacks for the next six years. Under Dimitroff, the club has made a habit of extending its core players prior to them reaching free agency. Another example of this commitment to pillar players came prior to Atlanta's first preseason game of 2017 when the club announced a five-year extension for Freeman.

Ardent believers in building through the draft, Dimitroff and Quinn added six players to the brotherhood in April. Looking to continue to add speed and talent to the defense, Atlanta traded up five spots in the first round to select DE Takkarist McKinley out of UCLA. The club added LB Duke Riley, a passionate and competitive defender out of LSU, in the third round. The Falcons would switch gears in the fourth round taking yet another player with NFL-lineage in Oregon State's G Sean Harlow. Dimitroff pulled San Diego State S Damontae Kazee's name off the board as the first of three fifth round picks, followed by Wyoming RB Brian Hill, and Drake TE Eric Saubert.

"Dan and I talked about this at the beginning of the draft, we were really hoping to split the draft between offense and defense, and we feel we accomplished what we were looking to accomplish in this draft," said Dimitroff. "[We are] really encouraged by where we are. Our contributors, potential contributors on this team, from not only on the field again but the type of people they are, as far as adding to our culture here from the standpoint of highly competitive guys, gritty guys, driven guys, and focused guys. We're really excited."

In their first offseason together, Dimitroff and Quinn began the process of laying the foundation for how Quinn envisioned the way his team should look on the field. Dimitroff and his personnel department made 21 moves prior to the draft as they re-calibrated the roster.

NOTABLE MOVES BY DIMITROFF

Pro Bowlers

2008	2014
RB Michael Turner	QB Matt Ryan (3)
2010	WR Julio Jones (2)
TE Tony Gonzalez	KR Devin Hester (4)
QB Matt Ryan	2015
RB Michael Turner (2)	WR Julio Jones (3)
2011	RB Devonta Freeman
TE Tony Gonzalez (12)	CB Desmond Trufant
2012	FB Patrick DiMarco
S Thomas DeCoud	2016
TE Tony Gonzalez (13)	WR Julio Jones (4)
WR Julio Jones	QB Matt Ryan (4)
S William Moore	RB Devonta Freeman (2)
QB Matt Ryan (2)	LB Vic Beasley Jr.
2013	K Matt Bryant
TE Tony Gonzalez (14)	C Alex Mack (4)

All Pros

2008	2015
RB Michael Turner	WR Julio Jones
2009	RB Devonta Freeman
RB Michael Turner	FB Patrick DiMarco
2010	2016
RB Michael Turner	QB Matt Ryan
2012	LB Vic Beasley Jr.
TE Tony Gonzalez	WR Julio Jones

When the free agency period began, Atlanta focused on adding speed to both sides of the ball. Dimitroff and the Falcons signed 12 players in free agency including; OLB Brooks Reed, and DE Adrian Clayborn.

With the focus turned to the Draft, Dimitroff and Quinn honed in on the defensive side of the ball and addressing the team's pass rush. With the eighth overall pick, Atlanta selected Adairsville, GA native, and Clemson OLB Vic Beasley. Dimitroff

and Quinn went defense again in the second round when they added LSU cornerback Jalen Collins before addressing a couple of offensive needs in the third (RB Tevin Coleman, Indiana) and fourth (WR Justin Hardy, ECU) rounds. The Falcons went back to Clemson University for their fifth-round selection and added Conyers, GA native DT Grady Jarrett. Atlanta finished out the 2015 Draft with two seventh round picks (T Jake Rodgers, Eastern Washington and CB Akeem King, San Jose State).

From 2013-14, Atlanta struggled to find sustained success on the field and compiled a 10-22 record, while suffering through significant injuries to key players and losses in close games. Following the 2013 season, Dimitroff added Scott Pioli as the assistant general manager. Pioli and Dimitroff worked together with the New England Patriots from 2002-07. In the 2014 Draft, Dimitroff targeted the top left tackle in the draft, Texas A&M's Jake Matthews. Matthews was selected as the sixth overall pick and was the highest the Falcons have selected in the Draft since 2008 when they held the third overall pick.

Two other gems from the 2014 class were Freeman and Allen. Both Freeman and Allen became starters for the Falcons in 2015 and experienced breakout performances. Freeman was named to his first Pro Bowl after recording 1,056 rushing yards, 73 receptions, 578 receiving yards and 14 total touchdowns. Allen tallied 68 tackles, five passes defended, three interceptions, one sack and one fumble recovery while starting 14 games in 2015.

Dimitroff's calculated, yet aggressive tactics on draft day came into play once again during the 2013 Draft. Since arriving in Atlanta, the Falcons have made at least one trade during the draft and that approach continued in 2013. Atlanta held the 30th pick in the first round, but they knew the player they coveted would not make it past the 23rd selection. Dimitroff called one of his former lieutenants and now General Manager of the St. Louis Rams, Les Snead, who held the 22nd pick. The trade allowed the Falcons to acquire Trufant from the University of Washington. Trufant was the player Atlanta had their sights set on the entire time, but Dimitroff knew they would have to be aggressive to make sure they obtained their target.

Atlanta won 36 games from 2010-12, which included three straight playoff berths and one trip to the NFC Championship Game. There has never been a more successful three-year stretch in franchise history, and Dimitroff was the architect of those teams.

NOTABLE MOVES BY DIMITROFF

Draft Picks

2008	2014
QB Matt Ryan	T Jake Matthews
LB Curtis Lofton	RB Devonta Freeman
S Thomas DeCoud	S Ricardo Allen
WR Harry Douglas	2015
2009	LB Vic Beasley Jr.
S William Moore	CB Jalen Collins
DT Vance Walker	RB Tevin Coleman
2010	WR Justin Hardy
LB Sean Weatherspoon	2016
DT Corey Peters	S Keanu Neal
2011	LB Deion Jones
WR Julio Jones	TE Austin Hooper
RB Jacquizz Rodgers	LB De'Vondre Campbell
P Matt Bosher	G Wes Schweitzer
2013	WR Devin Fuller
CB Desmond Trufant	
CB Robert Alford	
S Kemal Ishmael	

Trades

2009	2013
TE Tony Gonzalez	Desmond Trufant
2011	2015
WR Julio Jones	G Andy Levitre
2012	2017
CB Asante Samuel	Takk McKinley

Free Agents

2008	2014
RB Michael Turner	DT Tyson Jackson
2009	2016
LB Mike Peterson	C Alex Mack
2010	WR Mohamed Sanu
CB Dunta Robinson	CB Brian Poole (CFA)
2013	2017
FB Patrick DiMarco	DT Dontari Poe
LB Paul Worrilow (CFA)	DL Jack Crawford
T Ryan Schraeder (CFA)	WR Andre Roberts.

The success of the Falcons under the guidance of Dimitroff has been obtained by adding pieces in every way possible. He has been active in free agency and trades, all while staying true to the formula of building the base of your team through the Draft. Dimitroff's has made several notable acquisitions during his tenure. He has drafted or signed 13 players that have been named to a combined 24 Pro Bowls.

Dimitroff's landmark acquisition came during the 2011 Draft. His philosophy of addressing the needs of the team and being aggressive if the organization believes it is the right move was put on display once again. Atlanta held the 27th overall pick entering the draft. While most thought Dimitroff would stay put and take the best player available at 27, he had a different thought. Dimitroff reached out to the Cleveland Browns, who held the number six pick, in hopes of

landing an impactful player to help the team. With Dimitroff's keen sense for the draft and talent evaluation, the Falcons manufactured a trade with the Browns and selected University of Alabama wide receiver Julio Jones with the sixth pick.

Jones has become one of the top receivers in the NFL since 2011 and has been named to four Pro Bowls. In 2015, Jones earned his second straight Pro Bowl selection after leading the NFL with 1,871 receiving yards and tying for the league lead with 136 receptions. He was named an All-Pro selection by the Associated Press, Pro Football Focus, Yahoo!, and Sporting News.

The 2009 Atlanta Falcons capped off their first back-to-back winning seasons in the history of the franchise with a 20-10 victory at Tampa Bay in the season finale. For long-time Falcons fans, this was quite a monumental feat. But for Dimitroff and his staff, this was just another block in the foundation for his vision for this organization.

Once becoming the general manager in 2008, Dimitroff's first move was signing talented free agent running back Michael Turner from San Diego. Turner fittingly exploded onto the scene as a full-time starter for the first time in his career, finishing with 1,699 rushing yards with a club record 17 touchdowns on his way to his first Pro Bowl, while finishing second in MVP voting.

Dimitroff's initial '08 draft was a windfall, delivering franchise quarterback Matt Ryan, the consensus NFL Offensive Rookie of the Year, starting left tackle Sam Baker, starting middle linebacker and All-NFL rookie selection, Curtis Lofton, and eventual starting free safety Thomas DeCoud. His adept choices also included solid contributors in wide receiver Harry Douglas and defensive end, Kroy Biermann.

He is responsible for all aspects of football operations with the Falcons and working with Quinn when constructing the roster. He has final authority over all the signing of free agents, the selection of players in the draft, and trades. He also handles coordinating other football-related activities with Coach Quinn.

Dimitroff climbed his way up the NFL mountain to general manager by working his way through the scouting ranks as a combine/BLESTO Scout, an area scout, national scout, and Director of College Scouting.

His father was a big influence on his life. Tom Dimitroff was a high school, college, and pro coach turned NFL scout (and a former NFL quarterback for the old Boston Patriots). Other key influences that have also helped shape Dimitroff's philosophy today include Falcons Assistant General Manager Scott Pioli and New England Patriots Head Coach Bill Belichick.

The younger Dimitroff took a genuine desire for scouting players to the ultimate level early in his life. He became the Canadian Scouting Coordinator for the Saskatchewan Roughriders of the CFL in 1990 as his first taste into the world of scouting. In 1992, he moved on to the World League of American Football, where he scouted all NFL, CFL and World League rosters while tracking player transactions for the NFL's developmental league.

Dimitroff's career aspirations brought him to the NFL and the Detroit Lions where he became a College Scout in 1994. It was in his years as Scout for the Lions that he was introduced to Atlanta for the first time while evaluating the Southeastern part of the country. From there, Dimitroff made his way back to Cleveland in 1998 as a College Scout for the Browns for four years before landing with the Patriots in 2002.

During his five years as the Director of College Scouting in New England (2003-07), he was responsible for overseeing area scouts who evaluated all of the nation's college prospects while scouting and tracking the development and availability of drafted players. The Patriots had a 77-17 overall record in Dimitroff's tenure and they won back to back Super Bowls in 2003 (XXXVIII) and 2004 (XXXIX), while making a historic march on a perfect 2007 regular season.

Dimitroff captained his college team as a defensive back at the University of Guelph (Canada) from 1987-1989. He was born in Barberton, Ohio, in 1966. Thomas has one son, Mason and one daughter, Aja Neve.



SCOTT PIOLI

**ASSISTANT
GENERAL MANAGER**



PIOLI PERSONNEL BACKGROUND

2014-16	Asst. General Manager // Falcons
2009-12	General Manager // Chiefs
2002-08	VP of Player Personnel // Patriots
2001	Dir. of Player Personnel // Patriots
2000	Asst. Dir. of Player Personnel // Patriots
1997-99	Dir. of Pro Personnel // NY Jets
1996	Pro Personnel Coord. // Ravens
1993-95	Pro Personnel Asst. // Browns
1992	Scouting Assistant // Browns

Scott Pioli is entering his 24th season in the NFL. He has been named NFL Executive of the Year by various national media outlets five different seasons during his career, including honors from Sporting News, Sports Illustrated, and Pro Football Weekly/PFWA. In nine years with the New England Patriots, Pioli helped the club win Super Bowls XXXVI, XXXVIII, and XXXIX, claim four AFC championships, and six AFC East titles.

In addition to his front office experience, Pioli spent the 2013 season as an analyst on NBC's Football Night in America and Sirius XM radio where he offered fans behind the scenes insight into the NFL. Pioli also serves as an active member of the NFL's Bill Walsh Diversity Fellowship Advisory Council, helping to make the NFL a more diverse and inclusive league.

Pioli was the architect of one of the greatest turnarounds in Kansas City Chiefs history as the club won the AFC West with a 10-6 record in his second season at the helm. It was Kansas City's first division title and home playoff appearance since 2003. In four seasons with the Chiefs, Pioli drafted four Pro Bowl players Eric Berry (4), Justin Houston (4), Dontari Poe (2), and Dexter McCcluster. This is the second-most Pro Bowlers drafted from 2009-2012, behind only the Seattle Seahawks.

Pioli joined the Chiefs after serving as the Vice President of Player Personnel with the New England Patriots for nine seasons. With New England, the Patriots became widely recognized

as one of the NFL's model franchises. Working in close concert with Head Coach Bill Belichick, the duo rapidly developed the Patriots into a consistent championship contender.

Pioli and Belichick became the first personnel director/head coach tandem in league annals to win three Super Bowls during a four-year span (2001-04).

Pioli was named the George Young NFL Executive of the Year by Sporting News following the 2003 and 2004 seasons, an award voted on by other NFL executives. The youngest individual ever to win that accolade, Pioli joined Bobby Beathard (Washington '82-83) and Bill Polian (Carolina '95-96) as just the third person to ever win that honor in consecutive seasons. During the 2000's, Sports Illustrated named Pioli the number one GM/Pro Sports Executive, Sporting News named him the NFL Executive of the Decade, and ESPN named him the NFL Personnel Man of the Decade.

Pioli began his NFL career as a Scouting Assistant for the Cleveland Browns in 1992. He spent the next three seasons working as the Browns Pro Personnel Assistant. He was promoted to Pro Personnel Coordinator when the team moved to Baltimore in 1996.

In 1997, Pioli was hired as the New York Jets Director of Pro Personnel. In just two seasons working with Head Coach Bill Parcells, the Jets completed a worst-to-first turnaround, rebounding from a 1-15 campaign in 1996 to a 12-4 record in 1998. Those 12 wins in 1998 were the most in franchise history and gave the Jets their first division title since 1968.

Pioli played defensive tackle at Central Connecticut State (1983-87), where he was a three-time All-New England selection and graduated with a degree in Communications. From 1988-89, he served as a Graduate Assistant at Syracuse University, where he also earned a master's degree from the S.I. Newhouse School of Public Communications in television and film.

Pioli then took a full-time coaching opportunity at Murray State, where he spent one season as the offensive line coach (1990) and one season as the defensive line coach (1991). He left the coaching ranks to join the Browns personnel department in 1992.

While he has made his living in the arena of professional sports, Pioli is passionate about the importance of education, diversity, and the arts. He supports a number of non-profit organizations which focus on those three cornerstones. Pioli serves on the Board of Directors for College for Every Student (CFES), a nonprofit organization committed to raising the academic aspirations and performance of underserved youth. Each school works with more than 50 CFES Scholars (low-income youth), most of whom will be first in their family to pursue higher education. Pioli has brought CFES and Atlanta Public Schools together and its programs will be introduced to several schools in the fall of 2016.

Pioli also currently serves on the board for The Women's Intersport Network for Kansas City (WIN for KC), which was established in 1994 to ignite girls and women through advocating and promoting the lifetime value of sports and fitness, while providing opportunities for participation and leadership development. WIN for KC events and programs include participation and networking opportunities, leadership seminars, and promotions of women's events.

During his time in Kansas City, he sat on the Board of Directors for the Kansas City Repertory Theater. He and his wife were also annual supporters of a number of local non-profits including, The Kansas City Symphony, The Nelson-Atkins Museum, The Charlotte Street Foundation, Operation Breakthrough, and several others.

As the first member of his family to pursue higher education, Pioli has founded a number of academic scholarships geared toward first-generational college students. He has established two endowed scholarship funds at Central Connecticut State University - the Scott Pioli Family Scholarship - for CFES scholars attending his alma mater and an endowed enrichment fund for the football program.

Founded by Pioli, the WIN for KC Pioli Family Scholarship, is still awarded annually to a local female student entering her first year of college. Additionally, he also endowed the Pioli Family Grant to support a female intern that WIN hires each year. While serving as general manager for the Kansas City Chiefs, he worked with the club to create the KC Chiefs/Pioli Family Scholarship which awarded two scholarships for children of employees to pursue further education.

Since arriving in Atlanta, he has been actively involved with the Atlanta Mission and continued to support the arts and education by serving as a member of the board of directors for the Alliance Theatre. The Tony Award-winning theatre is one of the leading producing theatres in the Southeast, creating a powerful experience of shared theatre for diverse people.

Pioli was inducted into the National Italian American Sports Hall of Fame in 2014.

Pioli resides in Atlanta with his wife Dallas and their daughter Mia Costa Pioli.



ATLANTA FALCONS
EXECUTIVES



GREG BEADLES

**EVP, CHIEF ADMINISTRATIVE
OFFICER**



The 2017 season marks 23 years of service with the Atlanta Falcons for Greg Beadles.

As Executive Vice President, Chief Administrative Officer for AMB Sports and Entertainment, Beadles provides senior leadership for the Atlanta Falcons Football Club, Mercedes-Benz Stadium and Atlanta United FC.

Beadles' career began in the NFL as an intern with the Falcons in 1995. His responsibilities have grown over the years to include organizational strategy, finance, technology, facilities, travel and logistics. His prime focus over the last several years has been helping the organization in their efforts in building Mercedes-Benz Stadium through negotiations, planning and the overall development and financing of the state-of-the-art project.

The son of a college basketball coach, Beadles gained valuable insight traveling with his father on road trips and recruiting visits. Greg played a year of small college basketball before transferring to Louisiana State University to begin his career focus on business. He enjoys helping to coach basketball at his children's school.

Beadles earned a Bachelor's of Science in Accounting from LSU in 1991 and a Masters of Science in Sports Administration from Georgia State University in 1995. He has also completed the NFL Executive Management Program at Stanford University in 2007.

He is a previous Atlanta Business Chronicle "CFO of the Year" for his work with education related initiatives. He is founding chairman for both Oak Hill Classical School and Arete Scholars Fund, a non-profit that has provided over \$25 million in scholarships for low-income children across Georgia and several other states. He recently served on Governor Deal's State Education Reform Commission.

Greg and his lovely wife, Jill, reside with their four children, Ella, Grant, Evie and Hudson in Dacula, Georgia.



DANNY BRANCH

CHIEF INFORMATION OFFICER



Danny Branch begins his 13th year as Chief Information Officer for AMB Sports & Entertainment and boasts more than 30 years of experience in systems development, deployment, and support. As Vice President of IT Operations, he is responsible for all information technology related activities for the Falcons and all other enterprises in the Blank Family of Businesses. Highlights from Branch's tenure at AMBSE include leading the creation and launch of the Atlanta Falcons first official mobile app, Falcons Mobile, directing the launch of the Falcons first retail operations and Team Store and leading the initial creation and launch of the official e-commerce site for PGA TOUR Superstore.

Branch joined the Falcons in 2004 from The Home Depot, where he most recently was vice president of information services. Starting at The Home Depot in 1990 as a senior systems engineer, he was promoted rapidly through the engineering and ultimately, the information services management ranks. While at The Home Depot, Branch partnered with NCR to be the first home improvement retailer to implement and

deploy self check-out. He also developed and deployed Home Depot's current gift card program, which replaced their previous paper based gift certificate program.

Prior to The Home Depot, Branch worked in programming, engineering and project management roles for CONTEL, Management Science America, and Texas Instruments. A Georgia product, Danny earned his associate degree in Mathematics from Abraham Baldwin Junior College (Tifton, Ga.). He received his Bachelors of Science degree in Computer Science from the University of Georgia and completed an advanced leadership development program at the Babson School of Executive Education (Babson Park, Mass.). Branch is active in the community and is a strong supporter of Atlanta Habitat for Humanity.

Danny and his wife, Claire, live in Senoia, Georgia with their daughter, Chloe (23) and son, Alex (20).



**LISA
CHANG**

**SVP, HUMAN RESOURCES - AMB
GROUP, LLC**



Lisa Chang is Senior Vice President and Chief Human Resources Officer for AMB Group LLC. Chang oversees Human Resources for all the Blank Family of Businesses including AMB Group, AMB Sports & Entertainment (The Atlanta Falcons, Mercedes-Benz Stadium and Atlanta United, FC), The Arthur M. Blank Family Foundation, PGA TOUR Superstore and Mountain Sky Guest Ranch.

As SVP and CHRO, Chang is a key member of the executive team and leads the organization's talent and people strategies serving as the company's chief culture steward where she ensures alignment of the company's stated core values across the family of businesses. Chang is responsible for the development and implementation of all human resources programs including talent acquisition, training and development, HR operations and systems, benefits and wellness and employee relations. In addition to leading human resources for the family of businesses.

Previously, Chang was Vice President Human Resources International for Equifax, where she led all HR functions for the operations in 17 global locations including North America, Latin America, the UK and Spain. Before joining Equifax, Chang was Senior Vice President of HR for Turner Broadcasting System, Inc. In that capacity, she led HR strategy for the company's Technology,

Strategy & Operations division as well as the international division for brands such as CNN, TNT, TBS and Cartoon Network in Europe, the Middle East, Asia and Latin America.

Prior to joining TBS in 2009, Chang held HR roles of increasing responsibility at The Weather Channel Companies, ultimately serving as executive vice president of HR. Chang is a graduate of the University of Virginia with a BA in Communications and earned an MBA at Mercer University's Stetson School of Business & Economics.



**MIKE
EGAN**
*SVP, GENERAL COUNSEL
AMB GROUP, LLC*



Mike Egan joined AMB Group, the holding company for the Atlanta Falcons, Atlanta United, Mercedes-Benz Stadium, PGA TOUR Superstores and Mountain Sky Guest Ranch in January 2015. In addition to his legal responsibilities, Mike provides executive oversight for the construction and operational readiness of Mercedes-Benz Stadium.

Prior to joining AMB Group, Egan was a partner in the Corporate Practice Group of the law firm of King & Spalding for 25 years and led the firm's Mergers and Acquisitions practice. Egan acted as primary outside counsel to Arthur Blank and his businesses, including representing Mr. Blank in the acquisition of the Atlanta Falcons and Atlanta United as well as the negotiations with the Georgia World Congress Center Authority and the City of Atlanta for the development of Mercedes-Benz Stadium. Egan also acted as outside counsel to The Home Depot during Mr. Blank's leadership of that company.

Egan serves as Chair of the Board of Trustees of The Westminster Schools in Atlanta and as a member of the Honors College Board at the University of North Carolina-Chapel Hill.

Egan is a native Atlantan and received his J.D., cum laude, from Harvard Law School and clerked for former Chief Judge Elbert P. Tuttle on the U.S. Court of Appeals, Eleventh Circuit. He was a Phi Beta Kappa graduate and Morehead Scholar at the University of North Carolina-Chapel Hill.



**ROB
GEOFFROY**
*SVP and CFO, AMB SPORTS &
ENTERTAINMENT*



Rob Geoffroy, entering his 12th season with the Atlanta Falcons, is the Senior Vice President and Chief Financial Officer of AMB Sports & Entertainment. AMB Sports & Entertainment was created to manage the Atlanta Falcons Football Club, Mercedes-Benz Stadium, and Atlanta United FC. Geoffroy spent the first eight seasons as the club's Controller, and in 2012 promoted to Vice President - Finance.

Geoffroy's responsibilities include both financial analysis and operations for all departments within AMB Sports & Entertainment. AMBSE have a total of 98 different departments which function in a variety of ways. Over his tenure great strides were made towards the development and financing of Mercedes Benz Stadium, the growth of AMB Sports and Entertainment, the launch of Atlanta United and supporting the club's world

class training ground design, construction and operations process.

Geoffroy began his career in the finance department of the NBA's Boston Celtics before moving to an accounting role with the NHL's New Jersey Devils 1995 Stanley Cup Championship team. In 1996 he returned to the Celtics where he spent nine seasons as Director of Accounting & Operations.

Geoffroy also serves in the Greater Atlanta community as a board member of The Link Counseling Center and Children's Healthcare of Atlanta Gwinnett Community Advisory Board.

A graduate of Bentley University, Geoffroy and his wife, Jennifer, have two daughters, Kathryn and Samantha. The Geoffroy family have three dogs and reside in Buford, Georgia.



MIKE GOMES

**SENIOR VICE PRESIDENT,
FAN EXPERIENCE**



Mike Gomes joined AMB Sports & Entertainment Group as Senior Vice President, Fan Experience in 2014. He is responsible for designing and implementing innovative strategies and all fan experience programming to enhance the game-day experience for Atlanta Falcons fans, Atlanta United supporters, and all event guests and visitors to Mercedes-Benz Stadium. Gomes also oversees marketing and brand activities for the Atlanta Falcons and Mercedes-Benz Stadium as well as email marketing, creative services, and retail and ecommerce operations across all AMBS+E.

Prior to joining AMB Sports & Entertainment Group, Gomes enjoyed a 20+ year career with Walt Disney Parks and Resorts and he left as Vice President, Experience Development and Media Strategy. He was promoted to executive in 2000 and to Vice President in 2007, and during that time Gomes was involved in the strategy and launch of several new guest experience enhancements including new products, services,

and events at Walt Disney World and other Disney theme parks across the world. During his career at Disney, Gomes held a variety of roles with responsibilities in product management, business development, web/mobile development and ecommerce, operations, technical strategy, and corporate alliances, and he has been named on three US patents.

A native of Pawtucket, Rhode Island, Gomes holds a Bachelor's Degree in Broadcast Journalism from the S.I. Newhouse School of Public Communications at Syracuse University.



DAVID HOMRICH

**EVP, CHIEF FINANCIAL &
INVESTMENT OFFICER
AMB GROUP, LLC**



David Homrich is Executive Vice President - Chief Financial & Investment Officer of AMB Group, LLC, the parent company of the Atlanta Falcons. He is President of Exodus Capital, LLC, Arthur M. Blank's private investment company, Treasurer of The Arthur M. Blank Family Foundation, and a senior officer of several other companies which comprise the Blank Family of Businesses including AMB Sports & Entertainment, PGA TOUR Superstore, Mountain Sky Guest Ranch, and AMB West.

His current responsibilities include financial, tax, risk management and strategic planning. He also is responsible for investment strategy and management as well as new business analysis and development.

Homrich joined AMB Group, LLC upon its formation in 2001. Prior to that, he was Chairman and CEO of Homrich Berg, an Atlanta-based wealth management company he co-founded in 1989. While at Homrich Berg, he served as personal financial and investment advisor to Arthur Blank. Before co-founding Homrich Berg, he was a principal in an investment advisory company and a manager in the tax department of the Atlanta office of Price Waterhouse.

Homrich serves, or has served, on the boards of several private companies. He presently serves as Vice-Chair of the Dean's Advisory Council at the University of Georgia's Terry College of Business and is a former member of the Governing Board of the State Properties Commission and the Georgia Building Authority.

Homrich is past chairman of the Board of Directors of the Metro Atlanta YMCA and presently serves on its Advisory Board. He also serves on the board of Covenant House Georgia.

A magna cum laude graduate of the University of Georgia with a degree in accounting, Homrich also earned his Master of Accountancy degree with a tax concentration from UGA.

He and his wife, Lynne, reside in Atlanta. They have three sons and a daughter.



Scott Jenkins joined Mercedes-Benz Stadium as general manager February 24, 2014. In this role, Jenkins oversees current planning and construction as well as operations for the stadium.

Jenkins comes to Mercedes-Benz Stadium from the Seattle Mariners, where he spent seven years as vice president of ballpark operations. He was responsible for operations, capital budget planning and construction projects for Safeco Field.

Before his time with the Mariners, Jenkins served as vice president of stadium operations and facility management for the Philadelphia Eagles. While with the Eagles, Jenkins opened and managed stadium operations for Lincoln Financial Field and the Novacare Complex that houses all team offices and training facilities. He also previously served as vice president of stadium operations for the Milwaukee Brewers and GM of the Kohl Center at the University of Wisconsin.

Jenkins is a pioneer in the green building movement in sports and was an inaugural member of the Green Sports Alliance, an organization co-founded by the Natural Resources Defense Council dedicated to improving green building practices in sport. He now serves as the president and chairman of the Green Sports Alliance and was honored with the 2013 Natural Resources Defense Council Game Changer Award and the 2012 NW Energy Coalition Conservation Eagle Award.

A native of Kenosha, WI, Jenkins graduated from the University of Wisconsin in 1986 with a bachelor's degree in construction administration. He graduated from the University of Washington's Executive MBA program in 2009. While an undergraduate at Wisconsin, Scott was a five-time All-American in cross country and track and was a member of the Badgers' 1982 and 1985 NCAA National Champion Cross Country teams.



BRETT JEWKES

**SVP, CHIEF
COMMUNICATIONS OFFICER**



Brett Jewkes was named senior vice president and chief communications officer of AMB Group in November, 2015. He is a member of the Blank Family of Businesses (BFOB) executive leadership team and provides strategic communications counsel to Founder and Chairman, Arthur M. Blank, and Chief Executive Officer, Steve Cannon.

Jewkes leads the development of internal and external communications strategies across the BFOB portfolio, which includes the NFL's Atlanta Falcons; Atlanta United of MLS; Mercedes-Benz Stadium; PGA TOUR Superstore; Mountain Sky Guest Ranch; and the Arthur M. Blank Family Foundation. In addition to Blank and Cannon, Jewkes also works closely with senior management in each respective business to drive brand positioning, develop business-building reputation initiatives and manage each business's communications initiatives. He also has oversight responsibility for AMBSE Media Group which encompasses the digital and social media teams for the Falcons and Mercedes-Benz Stadium, as well as Community Relations initiatives for the Falcons and Atlanta United.

Prior to joining AMB Group, Jewkes was on the management team at NASCAR, serving as senior vice president and chief communications officer for five years. At NASCAR Jewkes provided strategic counsel to the executive leadership team, led company-wide communications planning and

oversaw the day-to-day activities of the Integrated Marketing Communications (IMC) department. In addition, Jewkes oversaw NASCAR's relationship with the operators of the NASCAR Hall of Fame. He was recruited to NASCAR in 2011 to revamp the sanctioning body's communications operation and implement strategic communications planning across NASCAR's global business. Four years after his arrival, PRWeek named NASCAR IMC its 2014 In-House Team of the Year based on voting by a panel of industry experts.

Before joining NASCAR, Jewkes was a managing partner at New York-based Taylor Global, Inc., a leading marketing communications agency serving some of the world's largest brands. He opened Taylor's offices in Charlotte and Chicago and led numerous client engagements with many of the world's leading brands during his 12 years at the agency. Before joining Taylor, Jewkes was a senior associate at communications consultancy, Coltrin & Associates, in New York and prior to that served for four years as the director of athletic media relations at Southern Utah University.

Jewkes holds a Bachelor of Arts in Communications from Brigham Young University in Provo, Utah. While at BYU, Jewkes worked for four years in the school's sports information office where he assisted on football and men's basketball and served as the primary sports information director for men's golf, swimming and cross country. Jewkes and his wife Melissa have three children; Stockton, Mason, and Mallory, and reside in metro Atlanta.



JARED MILLER

*SVP, ANALYTICS & TECHNOLOGY
OFFICER & CHIEF DIGITAL OFFICER*



As Chief Digital Officer and SVP Analytics & Technology for AMB Sports & Entertainment, Jared Miller is responsible for the strategy and execution of all technology, information security, analytics, and digital innovation initiatives. He has led the technology design, planning, and implementation for Mercedes-Benz Stadium since its ground-breaking in 2014. Jared previously served as Vice President & General Manager for the Travel line of business at NCR Corporation. Previous to NCR, he spent nearly 10 years with Continental Airlines and United Airlines leading the development and adoption of multi-channel self-service technologies in the airline industry. During his time with Continental, Jared championed and launched the first mobile boarding passes by any carrier in the United States.

Jared holds a Bachelor of Science degree in Chemical Engineering, a Master of Science degree in Civil and Environmental Engineering and Master of Science degree in Management Science

from the Massachusetts Institute of Technology. While at MIT, Jared was a fellow in the Leader for Global Operations program. In 2011, he was honored as Industry Deployer of the Year by the Digital Screenmedia Association and later served as the President of that organization.

Jared is an active leader within the Georgia technology community and utilizes his expertise to benefit multiple non-profits. He serves on the Technology Advisory Board at ALSAC / St. Jude Children's Research Hospital and on the board of PowerMyLearning. He also serves on the Mobility Society Board with the Technology Association of Georgia and Executive Advisory Board with ATP. Jared was a nominee for Georgia CIO of the Year in 2015 and a Finalist in 2016.



MORGAN SHAW PARKER

**VICE PRESIDENT, AMBSE MEDIA
GROUP**



Morgan Shaw Parker enters her second season as Vice President of AMB Sports and Entertainment Media Group. Within her role, Shaw Parker oversees a talented team of communications, media relations and content specialists including digital, social, video, photography and web for the Falcons, as well as digital and social media for Mercedes-Benz Stadium. She is responsible for building and driving integrated strategies to support the brand as well as the team, coaching staff, and GM.

With over 20 years of experience and a proven track record in sport business and innovation across the NFL, NCAA, media, corporate brand and agency, she joined the Falcons in 2016 after spending over 10 years at NIKE, Inc. where she served as Director within the brand's North America Communications function. In that role, Shaw Parker set the strategic and tactical communications direction for multiple Nike brand categories, including Football (NFL and NCAA) where she led the 2012 media launch for Nike's NFL partnership. She also held positions leading communications strategy for Men's Training, Women's Training, Running, Olympics, Nike Baseball (MLB), and affiliate brand communications for NIKE, Inc. (including Cole Haan, Hurley, Umbro and Converse), among others. Within these roles, her responsibilities included developing long-term integrated communications strategies across marketing, social/digital, product, design and retail.

Shaw Parker spent five seasons (1999-2004) with the Kansas City Chiefs as a manager of public relations, including corporate affairs and community relations. While on the Chiefs PR team, she also served as an on-air feature reporter for the Chiefs Gameday Show with Metro Sports on Time Warner Cable / KCTV5, and was a member of the NFL's Super Bowl PR team for over a decade. In addition, she also spent time with two sports marketing agencies working with national brands and clients including the NFL, MLB, NBA, USOC and NASCAR.

Throughout her career, Shaw Parker has been committed to advancing opportunities for girls and women in sports, and helping to mentor and educate young men and women in the industry. To that end, her work with WINforKC, the Kansas City Sports Commission, as well as college and professional athletes has been recognized throughout the industry.

Shaw Parker holds a B.S. in Business Administration and Marketing from the University of Nebraska-Lincoln and a M.S. of Education in Sport Management from the University of Kansas. She and her husband (Jeff) live in Suwanee, GA and enjoy spending time with their busy 2-year old son (Lincoln).



TAMEKA RISH

**VICE PRESIDENT OF CORPORATE
PARTNERSHIPS, AMBSE**



Tameka Rish enters her 15th season in the National Football League and her 13th with the Falcons. As Vice President of Corporate Partnerships for AMBSE, Rish leads the consulting team that develops and maintains corporate partnerships for Mercedes-Benz Stadium, the Atlanta Falcons and Atlanta United. This includes managing numerous experiential events, activating promotional rights, television, radio, print and digital advertising, custom experiences, game day activations, hospitality and signage build outs at Mercedes-Benz Stadium.

During her time in Atlanta, Tameka has not only ensured that Falcons corporate partners receive the maximum return on their partnership but she has also been responsible for the development of several sports marketing careers as 30 former interns and associates continue to work within the field today. When not working for AMBSE, Tameka serves on the Children's Healthcare of Atlanta's Sports Network Board and focuses on humanitarian efforts to fight human trafficking.

Prior to coming to AMBSE, Rish worked for Octagon out of Connecticut on their Drive for the Cure mobile tour with BMW and Susan G. Komen. She interned with the Carolina Panthers, and her NFL career started with the Houston Texans in 2003. While in Houston, she worked on Super Bowl XXXVIII as a part of the NFL's PR team. She began working in football in 1998 at the University of North Carolina in their Football Coaches Video Department videoing practices and games, creating highlights and cuts-ups.

A native of Sylva, NC, Rish holds a Bachelor's degree from the University of North Carolina at Chapel Hill and a Master's from the University of Georgia.



**DON
ROVAK**
*VICE PRESIDENT OF
SALES & SERVICE*



Don Rovak enters his ninth season with the Falcons and his second as the club's Vice President of Ticket Sales and Service. Rovak's responsibilities include the leadership of the Falcons and Atlanta United sales, service, and ticket operations departments. Prior to taking on his role as vice president, Rovak built the Falcons' ticket sales department, and helped reconstruct the premium sales team as the director of ticket sales and service for six seasons.

Previously, Rovak was Vice President of Marketing & Ticketing for the Memphis Redbirds Triple A baseball team. Under his leadership, the Redbirds opened AutoZone Park and annually ranked first or second in minor league baseball attendance.

Rovak also serves in the community frequently volunteering at the Westside Works program in Atlanta <http://www.westsideworks.org/>. He graduated from Indiana University and he and his wife, Corrie, reside in Atlanta with their two sons, Jared and Dustin.



SPENCER TREADWELL

**VICE PRESIDENT OF OPERATIONS,
AMBSE**



Spencer Treadwell enters his first season in his new role as the Vice President of Operations for AMB Sports and Entertainment. Treadwell spent the previous 15 seasons as the Falcons director of logistics & facilities. He continues to oversee all the logistical operations for the Falcons, including team travel, training camp, and game operations as well as supervising the Falcons headquarters in Flowery Branch.

Treadwell, in this expanded role, will share his time with the two other facilities he oversees, including the CHOA Atlanta United Training Ground and the Mercedes-Benz Stadium Administrative offices.

Treadwell joined the organization's marketing department in 1995 and transitioned into logistics during the Falcons run to Super Bowl XXXIII in 1998. Treadwell is a graduate of Tucker High School and received his Business Administration degree from Presbyterian College in 1995. Treadwell and his wife, Julie, are the proud parents of two daughters, Avery and Alli, and one son, Zach. The Treadwells reside in Buford, Georgia.



ATLANTA FALCONS
COACHING STAFF



DAN QUINN

HEAD COACH



QUINN'S COACHING BACKGROUND

2015-17	Head Coach Atlanta Falcons
2013-14	Defensive Coordinator Seattle Seahawks
2011-12	Def. Coord./Def. Line University of Florida
2009-10	Defensive Line Seattle Seahawks
2007-08	Defensive Line New York Jets
2005-06	Defensive Line Miami Dolphins
2003-04	Defensive Line San Francisco 49ers
2001-02	Def. Quality Control San Francisco 49ers
1996-99	Def. Coord./Def. Line Hofstra
1995	Defensive Line Virginia Military Institute
1994	Defensive Line William & Mary

Dan Quinn was named the 16th head coach in Atlanta Falcons history in February of 2015. In two years, he has compiled a 19-13 regular season record and a 2-1 postseason mark, while leading the club to an NFC title and its second Super Bowl appearance. Under Quinn's guidance, Atlanta built on an 8-8 season in 2015 to finish at 11-5 last season. In his first playoff appearance as a head coach, Quinn dispatched his former team, the Seattle Seahawks, in the divisional round before closing the Georgia Dome with a 44-21 defeat of the Green Bay Packers in the NFC Championship game. Despite falling to the New England Patriots, 34-28, in the NFL's first Super Bowl decided by overtime, Quinn has built a brotherhood that is poised to challenge the NFC's top echelon teams for years to come.

Last season, Quinn's leadership helped produce six Pro Bowlers, including quarterback Matt Ryan, running back Devonta Freeman, wide receiver Julio Jones, center Alex Mack, outside linebacker Vic Beasley Jr., and placekicker Matt Bryant. Ryan became the first player in franchise history to be named NFL MVP and joined Jones and Beasley as Associated Press first team All-Pros. Additionally, Quinn earned the NFL's Salute to Service award for his commitment to honoring and supporting the armed services and the military community.

Quinn's influence on Atlanta's young defense was clearly seen in 2016 as several first and second-year players filled key roles on the unit. His impact was perhaps clearest on Beasley, who took the NFL's sack crown with 15.5 in his second year in the league – the second most by a Falcon in a single season since sacks became an official statistic in 1982. Quinn's defensive line pedigree also helped lead to the emergence of defensive tackle Grady Jarrett who tied a Super Bowl record by sacking Tom Brady three times in Houston. While second-year players like Beasley and Jarrett emerged as playmakers, last season's rookie class also made an instant impact. First-round pick Keanu Neal and second-rounder Deion Jones were both strong candidates for defensive rookie of the year after finishing as the top two tacklers among first-year players.

HOME IMPROVEMENTS

After only recording 19 sacks in Quinn's first year, the Falcons defense recorded 34 sacks in 2016, which was the most they've recorded since 2006 (37).

SACKS BY SEASON

Year	Sacks	Sack Yds
2006	37	235
2016	34	228
2008	33	240
2013	32	231
2011	32	229

Atlanta's young and improving defense was buoyed by the NFL's top scoring offense in 2016. The Falcons captured their fourth NFC South title and secured the NFC's second seed in the playoffs following an 11-5 season. While the offense fired on all cylinders, Quinn's defense showed great strides over final month of the season. Atlanta allowed 25.7 points per game for its first 11 games last season. Over the final five games of the regular season that number dropped to just 20.8 points per game. In playoffs, the defense held the Seahawks and Packers to 20 and 21 points on the way to winning the NFC title.

Despite falling just short of reaching NFL's pinnacle last season, Quinn began 2017 with Everest mountaineering metaphor. His team had made a summit push and was forced back from the 29,000 ft. peak, but not all the way to zero, not to sea level. The Falcons opened the offseason at basecamp, some 12,000 feet from the summit, where they would begin to acclimatize for another run at the peak.

Quinn focused his team on owning the process of preparing and improving. This program focuses on three pillars - ball, brotherhood, and battle. The regard for the ball on offense and defense, the connection between players, and constant competition. After two seasons, Quinn said the team had moved from a neighborhood to a brotherhood. He continued his quest to create the best culture in professional sports by bringing back Acumen Performance Group to work with his

HOT START

Dan Quinn was the first rookie head coach in Falcons history to start his first five games of the season undefeated. The last time the Falcons started 5-0, was in 2012.

BEST STARTS IN FRANCHISE HISTORY

Coach	Year	Record	Yds/G
Dan Quinn	2015	5-0	406.2
Jim Mora Jr.	2004	4-1	303.6
Leeman Bennett	1977	3-2	268.6
June Jones	1994	3-2	375.2
Mike Smith	2008	3-2	344.8

players on sharpening their mental and physical skills. Each phase of the offseason was centered around the pillars of the program and aimed at finding a way to make each player one percent better.

Co-teambuilders, Quinn and General Manager Thomas Dimitroff focused on retaining as many players from the NFC championship winning squad as possible during free agency. Atlanta tendered WR Taylor Gabriel, S Ricardo Allen, G Ben Garland, and CB Akeem King. The team then extended or re-signed six players, including QB Matt Schaub, DT Courtney Upshaw, TE Levine Toilolo, LB LeRoy Reynolds, and S Kemal Ishmael. A testament to how Quinn and Dimitroff have reshaped the club's roster over the last two seasons, the Falcons return nine offensive starters and 18 defensive players that started at least one game.

Six players joined the brotherhood through the 2017 NFL Draft in April. Looking to bolster the pass rush, the Falcons traded up to select UCLA

defensive end Takkarist McKinley in the first round. A fiery competitor, McKinley adds another talented young player to Atlanta's defensive line. The club picked linebacker Duke Riley of LSU in the third round, giving them another speedy and passionate player for front seven. Switching gears to offense in the fourth round, the Falcons selected an offensive guard with NFL lineage in Oregon State's Sean Harlow. Looking to split their six picks, Quinn and Dimitroff selected San Diego State safety Damontae Kazee as the first of three fifth round picks, followed by Wyoming running back Brian Hill, and Drake tight end Eric Saubert.

In his first season at the helm Quinn led the team to a 5-0 start, becoming the first coach in franchise history to begin his career with five straight wins. Despite a mid-season slump, Quinn rallied the Falcons to wins in two of their final three games to close out the season with an 8-8 record. His defensive background was crucial in helping Atlanta improve from 32nd in total defense to 16th over one year.

Quinn headed into his second offseason with the team, contining to seek and craft a roster that highlighted speed and physicality. The team re-signed core veterans DE Adrian Clayborn and LB Philip Wheeler. These players exemplified Quinn's fast and physical motto during his first season with the team. The Falcons also went out and added several players during the 2016 offseason

IMPROVING DEFENSE

The Falcons have become one of the better teams in the league at stopping the run. The team has allowed 104.8 yards per game and three 100-yard rushers over the last two seasons. Also, the Falcons made a drastic improvement in turnover margin, going from -7 in 2015 to +11 in 2016.

STOPPING THE RUN

Player	Yr	Yds
M. Ingram	'16	180
A. Peterson	'15	158
R. Mathews	'16	109

TAKE IT AWAY

Team	TO Diff.
Kansas City	+16
Oakland	+16
New England	+12
Atlanta	+11
Minnesota	+11

who will added substance to Quinn's program: DE Derrick Shelby, Mack, LB Sean Weatherspoon and OLB Courtney Upshaw.

During Quinn's second draft as a NFL head coach the Falcons selected Florida safety Keanu Neal with the 17th overall pick. In the second round, the Falcons took LSU linebacker Deion Jones, Stanford tight end Austin Hooper in the third round (81st overall), Minnesota linebacker De'Vondre

Campbell in the fourth round (115th overall), San Jose State guard Wes Schweitzer in the sixth round (195th overall), and UCLA wide receiver Devin Fuller in the seventh round (238th overall).

Quinn took over the club after serving as the Seattle Seahawks defensive coordinator for two seasons (2013-14), helping guide them to consecutive Super Bowl appearances. During that span, Quinn oversaw the NFL's top defensive unit as Seattle led the League allowing 270.4 yards per game, 15.2 points per game, and 178.8 passing yards per game while holding opponents to 91.6 rushing yards per game.

In 2014, Quinn's defense led the NFL in scoring defense (15.9), total defense (267.1), and passing yards (185.6), while ranking third in rushing yards (81.5). The Seahawks also boasted the League's top defensive unit in 2013, en route to a win over the Denver Broncos in Super Bowl XLVIII.

Quinn originally joined the Seahawks in 2009, after spending the previous six years coaching the defensive lines for the San Francisco 49ers (2003-04), Miami Dolphins (2005-06) and the New York Jets (2007-08). He previously served as the Seahawks assistant head coach/defensive line coach in 2009 under Jim Mora.

Quinn left Seattle in 2011 to become the defensive coordinator at the University of Florida where his defenses ranked in the top-10 in the country. In his first season with the Gators, his defense ranked eighth nationally in total defense (299.5), seventh in passing defense (166.8), and second in third-down defense (27.12 percent).

Prior to joining Seattle, Quinn coached the defensive line for the New York Jets from 2007-2008. In, 2008 the Jets defense ranked fifth in the NFL in yards per carry (3.7), seventh in sacks (41), and ninth in rushing yards per game (94.9). The Jets were also sixth in the AFC in yards per play (5.2) and third-down defense (38.6).

He held the same position for the Miami Dolphins for two seasons (2005-06), where Quinn helped the Dolphins rank first in the AFC and second in the NFL with 49 sacks. Miami also finished third in the AFC in yards per play (4.7) and fourth in yards per carry (3.7).

He began his NFL coaching career in San Francisco as its defensive assistant in 2001 before moving on to coach the 49ers defensive line from 2003-2004. Quinn got his start coaching the defensive line at William and Mary in 1994, followed by a season at Virginia Military Institute. He held the same position with Hofstra for four seasons before being promoted to defensive coordinator in 2000.

Quinn was a four-year letter winner and two-time co-captain at Division III Salisbury (Md.) State as a defensive lineman, where he recorded 139 tackles and eight tackles for loss. He also lettered in track and held the school record in the hammer throw. He was inducted into the Salisbury State Athletic Hall of Fame in 2005.

Quinn's charitable foundation, Quinn's Corps, which he and his wife, Stacey, started in 2005, serves members of the military both at home and abroad. Quinn's foundation provides military families that are stateside with tickets to games while sending special care packages to soldiers that are deployed overseas.

Quinn was born in Morristown, New Jersey. He and his wife, Stacey, reside in Suwanee, Ga.



STEVE SARKISIAN

OFFENSIVE COORDINATOR



SARKISIAN'S COACHING BACKGROUND

2017	Offensive Coordinator Falcons
2016	Offensive Analyst/Coordinator Alabama
2014-15	Head Coach USC
2009-13	Head Coach Washington
2007-08	Asst. Head Coach/Off. Coord./QBs USC
2005-06	Quarterbacks Coach USC
2004	Quarterbacks Coach Raiders
2001-03	Quarterbacks Coach USC
2000	Quarterbacks Coach El Camino College

Steve Sarkisian brings 17 years of coaching experience – one year in the NFL – to Atlanta, including being an offensive analyst and the offensive coordinator/quarterbacks coach for the University of Alabama in the 2017 National Championship game.

During his first year as the head coach at Southern California, Sarkisian's offense averaged 457.6 total yards, including 161.0 rushing yards per game. During the 2014 season, his quarterback, Cody Kessler, had one of the most efficient passing seasons in USC history, throwing for 39 touchdowns and completing 69.7-percent of his passes, while only throwing five interceptions. Wide receiver Nelson Agholor had 104 receptions that season, which was the third-best reception mark in school history. Javorius Allen rushed for 1,489 yards – the most by a Trojan since 2005. That season, USC's offense ranked in the Top 25 nationally in passing efficiency, passing offense, third down conversions and scoring offense.

Before heading to Los Angeles to coach the Trojans, Sarkisian spent five years as the head coach for the University of Washington (2009-13). In 2013, Washington's offense set school records and was in the top 20 in total offense, rushing offense, pass efficiency and scoring offense. He also coached current Falcons cornerback Desmond Trufant during his time as a Huskie.

Sarkisian started his career as the quarterbacks coach for El Camino Community College, before moving onto USC in 2001 where he served as the offensive assistant, then rejoined the team in March of 2002 to become the quarterbacks coach (2002-03, 2005-06). At USC, he coached Heisman Trophy-winning quarterbacks Carson Palmer and Matt Leinart. He was promoted to offensive coordinator/assistant head coach in 2007 and the Trojans went 23-3 during his time in that position (2007-08).

His lone year in the NFL was spent with the Oakland Raiders in 2004, where he was the quarterbacks coach. During that season, his quarterbacks (Kerry Collins – 3,495 yards; Rich Gannon – 524 yards) passed for more than 4,000 yards, as Oakland ranked eighth in passing in the NFL.

Sarkisian starred at the quarterback position at the prep, collegiate and pro levels. He was with the Saskatchewan Roughriders of the Canadian Football League for three seasons (1997-99). He started in 1999 and threw 16 touchdowns. He had a record-setting two-year (1995-96) career at BYU, completing 66.6-percent of his passes for 7,755 yards and 55 touchdowns during his stay there. His 162.0 career passing efficiency rating was third on the all-time NCAA list.

Sarkisian earned his bachelor's degree in sociology from BYU in 1997 after getting his associate's degree in general studies from El Camino in 1994. He was born March 8, 1974. He has two daughters, Ashley and Taylor, and a son, Brady.



MARQUAND MANUEL

DEFENSIVE COORDINATOR



MANUEL'S COACHING BACKGROUND

2017	Defensive Coordinator Falcons
2015-16	Secondary/Sr. Def. Asst. Falcons
2012-14	Def. Asst./ST Asst. Seahawks
2011	Coaching Intern University of Florida

Marquand Manuel is entering his third season with the Falcons. He was promoted to defensive coordinator in 2017 after spending the previous two seasons as the Falcons secondary coach/senior defensive assistant. This season he coached a young secondary that included seven first or second-year players. The secondary teamed up for eight interceptions, 62 pass deflections, seven forced fumbles, 437 total tackles, and three sacks.

During his first year with the Falcons, Manuel's squad only allowed 19 passing touchdowns, which was tied for the third lowest total in the League. His secondary also forced 15 interceptions in 2015, which ranked within the top 10 in the League and gave the defense a 1.27 touchdown to interception ratio, which was the seventh-best TD/Int ratio in the NFL.

Manuel joined the Falcons after spending three seasons as a member of the Seattle Seahawks coaching staff. He served as a defensive assistant for the last two years under Head Coach Dan Quinn, while Quinn was the defensive coordinator for the Seahawks, after spending the 2012 season as a special teams assistant. Manuel also worked with Quinn at the University of Florida, serving as a coaching intern in 2011 while Quinn was the Gators defensive coordinator.

Manuel began his coaching career after spending eight years in the NFL as a defensive back. He was selected by the Cincinnati Bengals in the sixth-round (181st overall) of the 2002 NFL Draft out of Florida and played in 116 games with 58 starts during his career. Manuel totaled 332 tackles (259 solo), one sack, two interceptions, one touchdown, 16 passes defended, four forced fumbles, one fumble recovery, and 36 special teams tackles in his career while playing for the Bengals, Seahawks, Packers, Panthers, Broncos, and Lions.



KEITH ARMSTRONG

SPECIAL TEAMS COORDINATOR



ARMSTRONG'S COACHING BACKGROUND

2008-17	Special Teams Coor. Falcons
2007	Special Teams Coor. Dolphins
2001-06	Special Teams Coach Dolphins
1997-00	Special Teams Coach Bears
1996	Secondary Coach Falcons
1994-95	Safeties Falcons
1993	Linebackers/Sp. Tms Notre Dame
1990-92	Secondary Oklahoma State
1989	Wide Receivers Akron
1988	Def. Backs/Special Teams Miami (Fla)
1987	Graduate Assistant Temple

Keith Armstrong returns to the Falcons for a 10th season as the club's special teams coordinator. His units have been a staple of the Falcons success over the last six seasons. His teams have proven to be one of the most consistent units in the NFL over his nine years in Atlanta and his coverage units have finished in the top 10 seven of the last eight seasons he's been with the team. Since 2008, Armstrong's punt return coverage group ranks second in total return yards (1,964). His kickoff coverage units also has posted the sixth most touchbacks during that time (357) and are first in the NFL in touchdowns against (one).

The Birds special teams have been guided by Armstrong since 2008 and Falcons kickers have reaped the benefits of his coaching. The Falcons kicking game has been at or near the top under Armstrong and rank sixth in the NFL in field goal percentage since 2008 (87.0 pct.) and have produced the fourth most points in the NFL (1,130) over that same period of time.

Last season, P Matt Boshier continued to grow under Armstrong's guidance. Boshier averaged 46.8 yards per punt, which was eighth in the NFL and fifth in the NFC. He also had a total of 65 touchbacks on kickoffs, which was tied for second

in the league. 61.9-percent of his kickoffs were touchbacks.

In 2014, the Falcons added the NFL's all-time top returner WR Devin Hester. Under the guidance of Armstrong, Hester made an immediate impact on the Falcons return units, ranking among the League leaders in kickoff and punt return average. He set the NFL record for career return touchdowns with a 62-yard punt return TD against Tampa Bay in Week 3. He was named to his fourth Pro Bowl for his performance last season.

The team also saw the return of WR Eric Weems to Armstrong's unit in 2014. Weems played a key role on Atlanta's coverage units since returning to the Falcons in 2014. The Pro Bowl special teams ace notched a team record six special teams tackles (according to STATS LLC.) in Atlanta's Week 11 win over the Carolina Panthers. Since 1994, Weems is one of 11 players in the NFL to post six special teams tackles in a single game. According to STATS LLC.,

K Matt Bryant has been with the team since 2009, and has experienced his best success since teaming up with Armstrong. Since 2009, Bryant has connected on 196 of his 222 field goal attempts. His 88.3 field goal percentage ranks third in the NFL during that period. In 2014, Bryant hit 29 of 32 field goal attempts, including an NFL leading seven kicks of 50+ yards.

Last season, Bryant broke former Falcons K Morten Andersen's franchise record for points scored in week eight. Bryant broke the record on an extra point in the first quarter following Taylor Gabriel's 47-yard touchdown reception. He now has 892 points.

Also, under Armstrong Bryant scored 158 points in 2016, which lead all scorers. Bryant broke the franchise record for most points scored in a season in Week 16. His 158 points were the 10th most points scored in an NFL season.

Under the tutelage of Armstrong, the Falcons special teams unit continued to thrive in 2013. Armstrong's groups were a consistent corps each and every week. Every season, Armstrong seems to find a new special teams maven and 2013 was no different. RB Antone Smith led the team in special teams tackles (11) and WR Drew Davis was close behind with seven. The duo helped the Birds allow 7.6 yards per punt return, which ranked among the NFL leaders.

Another player that made big strides in 2013 under the coaching of Armstrong was third-year punter Matt Boshier. He experienced a career and single-season franchise-best 41.1 net punting average Boshier has developed into one of the top punters in the NFL. His 41.1 net average in 2013 ranked sixth in the League. He has also handled the Falcons kickoff duties the last three years, and in 2013 Boshier proved to be a valuable weapon. Boshier's consistency led to touchbacks on 68.5 percent of his kickoffs, a mark that ranked third in the NFL last season.

In 2012, Atlanta's kicking game was propelled by Bryant and Boshier as the Falcons posted a 13-3 record and won their second NFC South Division crown since 2010. Bryant produced another solid season in 2012, by connecting on 33 of 38 field goals, all 44 PATs and tallied a career and franchise single-season high 143 points. Bryant not only set the franchise mark for points in a season, he also set a new franchise mark for most field goals made in a season (33). Bryant kicked three game-winning field goals in 2012, including a 49-yard field goal against the Seahawks in the Divisional Round of the playoffs. He has connected on six game-winning field goals since joining the Falcons.

Atlanta's kickoff and punt return teams continued to flourish under Armstrong. The Falcons ranked 10th in the NFL in average starting field position (29.0 yard-line) in part to Atlanta's return game. On the flipside, Armstrong's coverage troops managed to help the Falcons rank fifth in opponents average starting field position (25.5 yard-line) in 2012.

In 2011, Armstrong used two rookies to propel his coverage units in LB Akeem Dent and Boshier. Dent, a linebacker out of the University of Georgia, led the Falcons in special teams tackles (19) and Boshier finished the season with the highest single-season net punting average for a rookie in Falcons history (38.9 net yards per punt).

Armstrong's staple on special teams was Bryant..

Bryant finished 27 of 29 on field goal attempts and made all 45 PATs. For the second straight year, Bryant led the Falcons in scoring (126) and his 93.1 field goal pct. marked the third best single-season field goal percentage in team history.

His special team units were a big contributor to the Falcons winning the NFC South division title and posting the best record in the NFC with a 13-3 mark in 2010.

Armstrong's troops led the League in some key categories such as kickoff return average (28.5), opponents starting field position (22.2) on kickoffs, overall opponent field position (24.3), opponent's field goal percentage (65.2%) and fewest penalties (seven).

In 2010, WR/KR Eric Weems became the first Falcons player in team history to score touchdowns on both a kickoff return (102) and punt return (55) in the same season under Armstrong's direction. Through Armstrong's steady influence, Weems was voted to the Pro Bowl by his peers to become the first Falcons special teamer to be afforded such honors since Allen Rossum in 2004. He also garnered All-NFL accolades by Pro Football Weekly/Pro Football Writers of America.

Among his notable achievements with the Falcons, Armstrong's punt coverage team boasted an NFL record-low 43 opponent punt return yards allowed in 2008 and a first place ranking in opponent starting field position on kickoffs (21.4 average start) in 2009.

In 2008, Atlanta ranked second in opponents starting field position, eighth in kickoff coverage, eighth in field goals made and first in points allowed on returns.

The 48 year-old native of Levittown, Pa. joined the Falcons following seven seasons in the same capacity for the Miami Dolphins. The 21-year NFL coaching veteran was instrumental in 2007 in helping punt returner Ted Ginn, Jr. finish fourth in the AFC with a 9.6 return average. The average was also the 10th best mark in the entire NFL among all punt returners. With Armstrong's coaching, K Jay Feely connected on 21 of 23 field goals for 91.3 percent, which ranked second in the League.

From 2001-2006, the Dolphins finished in the top eight in the NFL in punt return defense all but one season under Armstrong's positive direction. During that same time frame, Miami opponents averaged 6.1 yards per punt return, including a 4.5-yard mark in 2001 when they led the League in

the category, and a 4.9-yard average (third in NFL) in 2005. In 2003, the Dolphins ranked first in the NFL in opponents' average starting field position with a 25.0-yard line mark and finished second in the same category in 2006 with a 24.9 figure.

Prior to landing in Miami, Armstrong served in the same role with the Chicago Bears from 1997-2000. In 2000, Chicago's special teams unit ranked fourth in the NFL in punt return defense, allowing an average of just 7.0 yards per return.

Armstrong earned his start in the NFL with Atlanta in 1994 as Safeties Coach. In 1996, he was promoted to run the entire secondary. Before his full-time positions in the NFL, he was part of the NFL's Minority Coaching Fellowship Program during training camps with the New York Jets

(1991), Dallas Cowboys (1992) and Chicago Bears (1993).

Armstrong coached his way through the collegiate ranks before joining the NFL. He garnered four letters as a running back and defensive back at Temple University from 1983-1986 before joining the school as a graduate assistant in 1987.

Armstrong then joined the University of Miami as the Defensive Backs and Special Teams Coach for one season (1988) before coaching the wide receivers at the University of Akron (1989). His last two stops in college before joining the Falcons came at Oklahoma State as the Secondary Coach from 1990-1992 and Notre Dame as the Linebackers and Special Teams Coach in 1993.



KEITH CARTER

RUNNING BACKS COACH



CARTER'S COACHING BACKGROUND

2017	Running Backs Falcons
2015-16	Asst. Offensive Line Falcons
2014	O-Line /Run Game San Jose State
2012-13	Offensive Quality Control Seahawks
2009-11	Offensive Line Univ. San Diego
2007-08	Offensive line Univ. of the Redlands
2006	Tight Ends Wagner College
2005	Graduate Assistant Coach UCLA

Keith Carter is entering his third season with the Falcons. He was named running backs coach on February 8, 2017 after spending the previous two seasons as the team's assistant offensive line coach. Last season, he helped coach an offensive line that blocked for QB Matt Ryan, who threw for a franchise record 4,944 yards and 38 touchdowns and earned the 2016 MVP award. The offensive line also paved the way for a rushing attack that averaged 120.5 yards per game, which was fifth in the NFL.

Carter was the offensive line coach/running game coordinator at San Jose State University for the 2014 season. The Spartans ran for 1,696 yards with 11 touchdowns while averaging 141.3 yards per game on the ground. Senior RB Tyler Ervin led the team with 888 yards on 158 carries (5.6 yards per carry) and four touchdowns. Prior to arriving at San Jose State, Carter spent two seasons as an offensive quality control coach with the Seattle Seahawks.

Carter spent three seasons at the University of San Diego (2009-11), serving as the Toreros tight ends coach in 2009 and the offensive line coach in 2010 and 2011. He began his coaching career at his alma mater, UCLA, as an undergraduate assistant before heading to Wagner College to coach tight ends in 2006. He returned to California in 2007, becoming the offensive line coach at the University of the Redlands. Carter played four seasons at UCLA as a tight end, H-back, and fullback.

He is a native of Downingtown, Pennsylvania, and the grandson of Pro Football Hall of Famer, Gino Marchetti, who played for the Baltimore Colts in the 1950s and 1960s.



WADE HARMAN

TIGHT ENDS



HARMAN'S COACHING BACKGROUND

2015-17	Tight Ends Falcons
2014	Asst. Offensive Line Falcons
2008-13	Tight Ends Ravens
1999-07	TEs/Asst. Offensive Line Ravens
1997-98	Coaching Assistant Vikings
1996	Off. Coord./O Line Morningside Coll.
1992-95	RBs/WRs Univ. of the Pacific
1987-91	RBs/TEs/Grad Asst. Utah State

Wade Harman returns to the Falcons for his third season as the team's tight ends coach after spending the 2014 season as the assistant offensive line coach.

Last season, Harman coached rookie TE Austin Hooper who made a major contribution to the team by catching 19 passes for 271 yards and three touchdowns. Hooper also caught a touchdown pass in Super Bowl LI. Also, TE Levine Toilolo caught 13 passes for a career high 264 yards and two touchdowns under the tutelage of Harman.

In 2015, TE Jacob Tamme recorded a career high in receiving yards (657), along with posting 59 receptions and one touchdown under Harman's tutelage. Tamme also posted his first 100-yard receiving game of his career in 2015, when he hauled in 10 catches for 103 yards with one touchdown at Tampa Bay (10/11).

Atlanta added a tight end during the 2016 Draft, when they selected Austin Hooper out of Stanford. Hooper will add to Harman's tight end group, and comes to the NFL as an accomplished pass catching tight end at the college level. He tallied 74 receptions for 937 yards and eight touchdowns in his college career.

Harman spent 15 seasons as a member of the Baltimore Ravens coaching staff as the club's tight ends coach, and also served as the assistant offensive line coach from 1999-2007. He served as the Ravens tight ends coach and assistant offensive line coach from 1999-07, after spending two seasons as a coaching assistant with the Minnesota Vikings.

Harman began his coaching career at Utah State in 1987 as a graduate assistant before becoming the running backs (1993-95)/wide receivers coach (1992) at the University of the Pacific.

He spent 1996 as the offensive coordinator/offensive line coach at Morningside College before joining the Vikings. Harman was the longest tenured member of the Ravens coaching staff and was the only coach to be a part of both of Baltimore's Super Bowl winning teams (2000 & 2012).



JEROME HENDERSON

PASSING GAME COORDINATOR



HENDERSON'S COACHING BACKGROUND

2016-17	Passing Game Coord. Falcons
2012-15	Defensive Backs Cowboys
2009-11	Defensive Backs Browns
2008	Defensive Backs Jets
2007	Asst. DBs/Dir. Player Development Jets
2006	Dir. Player Development Jets

Jerome Henderson enters his second season as the Falcons defensive passing game coordinator.

Last season, Henderson helped a young defense that ranked in the top five in interceptions returned for touchdowns (three). Also, the team's 279 interception return yards ranked third in the NFL last season. The Falcons defense also recorded 89 passes defended in 2016, which also ranked third in the league.

Before coming to Atlanta, Henderson spent the last four seasons as the Dallas Cowboys' secondary coach and brings nine years of NFL coaching experience to Atlanta. In 2015, he oversaw a secondary that limited opponents to 227 passing yards per game, which ranked fifth in the NFL. Henderson's unit surrendered 19 passing touchdowns last season, tied for the third-fewest in the NFL, and 29 passes of 25-plus yards, which ranked ninth. Under Henderson's guidance, rookie safety Byron Jones was graded as the Cowboys top defensive back and one of the club's top defensive players by Pro Football Focus.

In 2014, Henderson saw his unit improve in passing yards allowed, yards per attempt, interceptions, passing touchdowns, and passes of 25-plus yards. During the 2013 season, he led the defensive backfield as the entire unit made the switch from a 3-4 defense to a 4-3 scheme. In his first season in Dallas, Henderson was tasked with integrating two new starting corners in first round draft choice Morris Claiborne and veteran free agent

Brandon Carr. Carr led the team in interceptions with three - returning one for a touchdown - while Claiborne picked off one pass and had a fumble returned for a touchdown.

Prior to arriving in Dallas, the former Clemson Tiger spent three seasons as a secondary coach in Cleveland where his defensive backs recorded seven of the club's nine interceptions in 2011 and finished second in the NFL in passing defense. He was instrumental in the development of cornerback Joe Haden and safety T.J. Ward, both of whom were consensus All-Rookie selections in 2010.

Before his stint in Cleveland, Henderson spent three seasons as a member of the New York Jets coaching staff. Leading the defensive backs in 2008, Henderson saw cornerback Darrelle Revis earn a Pro Bowl berth after leading the team with five interceptions. He split duties as an assistant defensive backs coach and director of player development in 2007 after originally joining the club as the director of player development in 2006.

Henderson was selected by the New England Patriots in the second round of the 1991 NFL Draft. He played eight seasons in the NFL as a defensive back with four different teams, including the Patriots (1991-93, 1996), Buffalo Bills (1993-94), Philadelphia Eagles (1995), and Jets (1997-98). He appeared in 98 games with 34 starts and recorded nine career interceptions. Henderson played in Super Bowl XXVIII with the Bills and Super Bowl XXXI as a member of the Patriots.

Henderson grew up in Statesville, N.C., and went on to play four years at Clemson University (1987-90). He and his wife, Traci, have three children, Jazmin and twins Taylor and Tyler.



DOUG MALLORY

DEFENSIVE BACKS



MALLORY'S COACHING BACKGROUND

2017	Defensive Backs Falcons
2016	Def. Asst./DBs Falcons
2015	Def. Asst./LBs Falcons
2011-13	Asst. HC/Def. Coord. Indiana Univ.
2009-10	Defensive Coordinator New Mexico
2005-08	Defensive Backs LSU
2001-04	Secondary Coach Oklahoma State
1997-00	Secondary Coach Maryland
1994-96	DBs/Special Teams Indiana Univ.
1990-93	ILB/Special Teams Western Kentucky
1989	Offensive Line Army
1988	Graduate Asst. Indiana

Doug Mallory is entering his third season with the Atlanta Falcons, after spending last season as the Falcons defensive assistant/defensive backs coach and his first year with the Falcons as the defensive assistant/linebackers coach. This past season, he helped Manuel coach a young defensive back group that included three rookies. In 2015, he helped coach LB Paul Worrilow, who led the team in total tackles (95).

Mallory spent three years (2011-13) as the assistant head coach/defensive coordinator and safeties coach at Indiana University. He brings 25 years of collegiate coaching experience to Atlanta, including stops at Army, Western Kentucky, Indiana, Maryland, Oklahoma State, LSU, and New Mexico. Prior to landing at Indiana, Mallory spent two seasons as the defensive coordinator at New Mexico after four years at LSU. While coaching the defensive backs in 2007, he helped the Tigers post the third-best passing efficiency defense in the nation en route to a BCS National title.

Mallory spent four years (2001-04) at Oklahoma State University as the Cowboys secondary coach. During his time at OSU, Mallory's units intercepted 54 passes. Prior to his four-year stop at OSU, Mallory served in the same capacity at the University of Maryland from 1997 to 2000. He coached at Indiana University from 1994-96, working as the defensive backs and special teams coach.

Prior to his second stint at Indiana, Mallory coached at Western Kentucky (1990-93) after serving as the offensive line coach at Army in 1989. He began his coaching career at Indiana as a graduate assistant after four years as a defensive back at Michigan.



CHRIS MORGAN

OFFENSIVE LINE



MORGAN'S COACHING BACKGROUND

2015-17	Offensive Line Falcons
2014	Asst. Offensive Line Seahawks
2011-13	Asst. Offensive Line Redskins
2009-10	Asst. Offensive Line Raiders

Chris Morgan is entering his third season as the Falcons offensive line coach.

This past season, Morgan coached an offensive line that blocked for the NFL MVP, Matt Ryan. The offensive line was a major reason why the team averaged a league-high and franchise high 33.8 points per game. The Falcons broke the franchise record for most points scored in a season in Week 15, with the help of the offensive, when they scored 540 total points on the season, which tied them with the 2000 St. Louis Rams for the eighth most points scored in a season.

In 2016, the offensive line also helped block Ryan who threw for a career and franchise high 4,944 yards and 38 touchdowns. Ryan also had a career high 117.1 passer rating, which was the fifth best all-time passer rating. Morgan also helped coach center Alex Mack who was selected to his fourth Pro Bowl.

Morgan's offensive line also helped pave the way for a rushing attack that racked up 1,928 yards on the season, which was fifth in the league in 2016. Under his guidance, the offensive line blocked for Devonta Freeman, who finished in the top 10 in rushing for the second year in a row, and made it to his second consecutive Pro Bowl.

During his first year, his offensive line helped produce the Falcons first 1,000 yard rusher since 2011, while giving up the eighth fewest sacks in the league last year. The offensive line also helped block for an offense that recorded 374.1 yards per game, which was seventh in the NFL.

Morgan spent the 2014 season as assistant offensive line coach for the Seattle Seahawks. In 2014, Seattle used eight different starting combinations on the offensive line, including playoffs, and still led the NFL in rushing yards, recording a franchise-high 2,762 yards. In addition to leading the League in rushing last season, the Seahawks offensive line also assisted in helping Seattle lead the NFL in explosive plays (135) and explosive running plays (61) while paving the way to Super Bowl XLIX.

Prior to arriving in Seattle, Morgan served as an assistant offensive line coach with the Washington Redskins (2011-13) and Oakland Raiders (2009-10). In 2012, Morgan helped direct a unit that rushed for a team-record 2,709 yards, marking the franchise's first team rushing crown since 1933 and their clubs first NFC East title since 1999. Also during his time with the Redskins, tackle Trent Williams was selected to two consecutive Pro Bowls under Morgan's guidance in 2012 and 2013.

In 2010, Oakland ranked 10th in the NFL in yards per game (356.6) and sixth in points per game (25.6). Prior to Oakland, Morgan spent the previous five seasons coaching at the high school level in his native Texas, serving as offensive line coach, special teams coordinator, offensive coordinator and assistant head coach at Westfield High School in Houston.

Morgan served as a graduate assistant and offensive line coach at the University of Idaho after two years as an assistant coach at Copperas Cove (Texas) High. He played offensive line at the University of Colorado from 1995-1999 and earned his master's degree in educational leadership at Idaho.



RAHEEM MORRIS

ASST. HC/PASSING GAME COORD./WR'S



MORRIS' COACHING BACKGROUND

2017	Asst. HC/Passing Game Coord./WRs Falcons
2016	Asst. HC/Wide Receivers Falcons
2015	Asst. HC/Passing Game Coord. Falcons
2012-14	Defensive Backs Redskins
2009-11	Head Coach Buccaneers
2007-08	Defensive Backs Buccaneers
2006	Defensive Coordinator Kansas State
2004-05	Asst. Def. Backs Buccaneers
2003	Defensive Assistant Buccaneers
2002	Def. Quality Control Buccaneers
2001	Def. Minority Intern NY Jets
2000-01	Defensive Backs Hofstra
1999	DBs/Special Teams Asst. Cornell
1998	Undergraduate Assistant Hofstra

Raheem Morris is entering his 15th year of NFL coaching experience while going into his third year with the Falcons. During Morris' first year in Atlanta, he was named the Assistant Head Coach/Passing Game Coordinator, where he helped out with the secondary and how to stop the passing attacks of the opposing teams. The defense also only allowed 19 passing touchdowns, which was tied for the third lowest total in the League, along with forcing 15 interceptions last season, which ranked within the top 10 in the League. These numbers gave the defense a 1.27 touchdown to interception ratio, which was the seventh-best TD/Int ratio in the NFL.

He was named the assistant head coach/wide receivers coach last offseason, and this season he coached one of the best receivers in the game in Julio Jones. Jones recorded 1,409 receiving yards, which was second in the NFL. His entire receiving group teamed up for 223 catches for 3,226 yards and 22 touchdowns. Taylor Gabriel recorded a career-high six receiving touchdowns and Mohamed Sanu tallied a career-high 59 receptions.

Morris joined the Falcons after spending three seasons as the defensive backs coach for the Washington Redskins. In 2012, he helped Washington's defense finish tied for fifth in the NFL with 31 takeaways. The Redskins scored four defensive touchdowns in 2012, including two from the secondary. Morris oversaw a unit that tied a league-high with 94 passes defended and ranked fifth in the NFC with a 3.3 interception rate.

Prior to arriving in Washington, Morris spent three seasons as the head coach of the Tampa Bay Buccaneers from 2009-2011. He was the league's youngest head coach in 2009 and in 2010, his team finished with a 10-6 record. The Buccaneers made their best turnaround in franchise history in 2010 after going 3-13 in 2009.

Morris served in multiple capacities with the Buccaneers during two different stints with the team before he was promoted to head coach. He spent two seasons as the team's defensive backs coach from 2007-08, during which time the Buccaneers allowed only ranked second in the NFL allowing 170.5 passing yards per game. During that span, the Buccaneers ranked among the League leaders with 22 interceptions.

He spent one year as the defensive coordinator at Kansas State in 2006, where he helped seven Wildcats conference honors. Morris' unit featured two first-team All-Big 12 selections and one second-team honoree.

Morris made his NFL coaching debut with Tampa Bay as a defensive quality control coach in 2002, when the club won Super Bowl XXXVII. The Buccaneers defense allowed an NFL-low 12.3 points per game, the third-best scoring defense since 2000. He served as a defensive assistant with the Bucs in 2003 and as assistant defensive backs coach from 2004-05.

In 10 seasons in Tampa Bay, the Buccaneers finished fifth in total defense five times, while leading the League in 2002 and 2005. He also helped the team finish as the top-rated pass defense three times (2002, 2004 & 2007).

Morris began his collegiate coaching career as an assistant coach at Hofstra in 1998, where he was responsible for coaching the offensive scout team, developing scouting reports, and video breakdown. He moved on to Cornell University as defensive backs coach and special teams assistant for the 1999 season. Morris served as defensive backs coach at Hofstra from 2000 to 2001 before

joining the Buccaneers. He also held a defensive minority internship position with the New York Jets in the fall of 2001. Morris played safety at Hofstra from 1994-97 and received his Bachelor of Science degree in physical education. He is an Irvington, N.J. native.



ERIC SUTULOVICH

ASSISTANT SPECIAL TEAMS



SUTULOVICH COACHING BACKGROUND

2009-17	Assistant Special teams Falcons
2008	Offensive Assistant Lions
2006	Football Asst. University of Kansas
2002-05	Assistant Special teams Texans
2001	Off. Coord. Fort Scott Comm. College
2000	Asst. HC/Off. Coord. Casper Cavalry
1997-99	Off. Graduate Asst. Louisiana Tech

Eric Sutulovich will continue to work with Special Teams Coordinator Keith Armstrong to make sure the Falcons units continue to be considered among the very best in the NFL. The 2017 season will be Sutulovich's ninth season in Atlanta.

Last season, P Matt Boshier continued to grow with the help of Sutulovich. Boshier averaged 46.8 yards per punt, which was eighth in the NFL and fifth in the NFC. He also had a total of 65 touchbacks on kickoffs, which was tied for second in the league. 61.9-percent of his kickoffs were touchbacks.

In 2015, P Matt Boshier ranked sixth in the League and second in the NFC with an average of 47.2 yards per punt. Also, his career-high 69-yard punt against the Giants in Week 2 was the sixth longest in the NFL.

In 2014, WR Eric Weems played a key role on Atlanta's coverage units since returning to the Falcons in 2014. The Pro Bowl special teams ace notched a team record six special teams tackles (according to STATS LLC.) in Atlanta's Week 11 win over the Carolina Panthers. Since 1994, Weems is one of 11 players in the NFL to post six special teams tackles in a single game. According to STATS LLC.,

In 2013, Atlanta's special teams unit allowed 7.6 yards per punt return, which ranked among the NFL leaders. Under the guidance of Sutulovich, top-tier gunners WR Drew Davis and RB Antone

Smith led the coverage units. Davis and Smith combined for 18 special teams tackles while forcing opponents to settle for 23 fair catches with 26 of P Matt Boshier's kicks landing inside the 20-yard line.

With assistance from Sutulovich in 2012, Atlanta's kicking game was propelled by kicker Matt Bryant as the Falcons posted a 13-3 record and won their second NFC South Division crown since 2010. Bryant produced another solid season in 2012, by connecting on 33 of 38 field goals, all 44 PATs and tallied a career and franchise single-season high 143 points. Bryant not only set the franchise mark for points in a season, he also set a new franchise mark for most field goals made in a season (33).

With Sutulovich's help, Atlanta's punt coverage unit led the League in punt return average by allowing just 4.8 yards per return in 2011. In addition to that impressive number, the Falcons special team's unit forced their opponents to start a NFL-high 62 drives inside their 20-yard line.

Individual achievements were also a highlight in 2011 for the Birds special teams. K Matt Bryant set a franchise record for most consecutive field goals made in team history with 27 when he connected on a 47-yarder in the third quarter at Detroit in Week 7. Rookie LB Akeem Dent collared 19 special teams tackles, which was tied for the second-highest total in a single-season in club history.

In 2010, through Sutulovich's assistance, the Falcons special teams continued to excel. Atlanta's kickoff unit held opponents to an NFL-best average starting position of their own 22.2-yard line after kickoffs. The Falcons were led by specialist Eric Weems who averaged 27.5 yards per kickoff return, which ranked third in the NFL and earned his first Pro Bowl selection.

Sutulovich came to Atlanta after working for one season with the Detroit Lions as an Offensive Assistant in 2008. His original foray into the NFL came with the Houston Texans in its inaugural campaign in 2002. Sutulovich was the team's

Assistant Special Teams Coach for four seasons (2002-05).

Prior to his stint in the NFL, Sutulovich spent one season as a football assistant for the University of Kansas. He also spent time in the collegiate ranks with Fort Scott Community College as the

Offensive Coordinator (2001), the University of Pittsburgh as the offensive graduate assistant (2000-01) and Louisiana Tech as the offensive graduate assistant (1997-99).

Sutulovich and his wife, Melissa, have two daughters, Sage and Ellie, and two sons, Maddax and Gabe.



JEFF ULBRICH

LINEBACKERS



ULBRICH'S COACHING BACKGROUND

2015-17	Linebackers Falcons
2014	Defensive Coordinator UCLA
2012-13	Asst. HC/LBs/ST Coord. UCLA
2010-11	Special Teams Assistant Seahawks

Jeff Ulbrich enters his third year as the Falcons linebackers coach.

Last season, Ulbrich coached rookie LB Deion Jones who made an immediate impact on the defense. Jones led the team and all rookies in total tackles with 106. Also under Ulbrich's guidance, Jones recorded three interceptions, which was a team high and tanked in the top three among all linebackers in the NFL.

In 2015, Ulbrich's tutelage, LB Paul Worrilow recorded a team high 95 total tackles, a career high two interceptions, and one forced fumble.

Ulbrich joined the Falcons after spending three seasons at UCLA. He was promoted to defensive coordinator in 2014 after serving as the assistant head coach, linebackers coach, and special teams coordinator during his first two years with the Bruins. Last season, Ulbrich's defensive unit was ranked third in the Pac-12 in total defense.

Under his guidance, LB Eric Kendricks won the Butkus Award and the Lott IMPACT Trophy after topping the nation in solo tackles per game and finishing sixth in the country in total tackles. Kendricks also finished his career as UCLA's all-time tackles leader, breaking LB Jerry Robinson's record set between 1975 and 1978. Seven of Ulbrich's defenders earned first or second-team all-conference honors and the Bruins held four opponents to less than 80 yards rushing during the 2014 campaign.


Ulbrich spent two seasons as a special teams assistant with the Seattle Seahawks (2010-11) before arriving in Westwood. Ulbrich was selected by the San Francisco 49ers in the third round (86th overall) of the 2000 NFL Draft out of the University of Hawaii. He earned a starting role with the 49ers in 2001 and spent 10 seasons with the club before retiring in 2009.

Ulbrich was a two-year starter at Hawaii, where he earned All-WAC first-team selection at middle linebacker and was a team co-captain during his senior season.



BRYANT YOUNG

DEFENSIVE LINE



YOUNG'S COACHING BACKGROUND

2017	Defensive Line Falcons
2011-12	Defensive Line Florida
2010	Defensive Line San Jose State
2009	Graduate Assistant Notre Dame
1994-07	Defensive Tackle 49ers

Young brings five years of coaching experience to the Falcons. He worked under Quinn for two years (2011-12) during his three-year stay at the University of Florida (2011-13) as the defensive line coach. He previously worked at San Jose State in 2010 as the defensive line coach.

Young got his coaching start at the University of Notre Dame in 2009 as a graduate assistant. Before that, he spent 14 seasons as a defensive tackle/defensive end with the San Francisco 49ers – playing two years (2003-04) under Quinn, who was his position coach. He played in 208 games and recorded 510 tackles and 89.5 sacks during his career while being named to four Pro Bowls and one All-Pro team, as well as winning Super Bowl XXIX.



**KYLE
FLOOD**

ASSISTANT OFFENSIVE LINE



FLOOD'S COACHING BACKGROUND

2017	Asst. Offensive Line Falcons
2012-15	Head Coach Rutgers
2011	Asst. HC/Offensive Line Rutgers
2009-10	Asst. HC/Co-Off. Coord./Off. Line Rutgers
2008-09	Asst. HC/Offensive Line Rutgers
2007	Offensive Line/Run Game Coord. Rutgers
2005-06	Offensive Line Rutgers
2002-05	Asst. Head Coach/Offensive Line Delaware
1997-2001	Offensive Line Hofstra
1995-96	Offensive Line CW Post
1993-94	Assistant Coach St. Francis (NY) Prep

In 2007, Flood was in charge of the run game as the running game coordinator and from 2009-10 he was the co-offensive coordinator. Before coaching at Rutgers, he spent three years at the University of Delaware where he was the assistant head coach and offensive line coach. Flood was the offensive line coach at Hofstra University from 1997-01.

Hyle Flood brings 23 years of coaching experience to the Falcons. He recently served as the head coach for the Rutgers football team from 2012-15. He became the first head coach in team history to lead the program to three bowl games in his first three years as head coach. Before being named head coach, he spent seven years on the Scarlet Knights staff, seeing time as the offensive line coach since joining the program in 2005, and was eventually promoted to assistant head coach in 2008.



BUSH HAMDAN QUARTERBACKS



HAMDAN'S COACHING BACKGROUND

2017	Quarterbacks Falcons
2016	Wide Receivers/Pass Game Coord. Washington
2015	Offensive Quality Control Washington
2014	Offensive Coordinator/QBs Davidson
2013	Co-Offensive Coordinator/QBs Arkansas St.
2012	Wide Receivers Florida
2011	Tight Ends Sacramento State
2010	Offensive Quality Control Maryland
2009	Student Assistant Indiana Univ.

Bush Hamdan brings seven years of collegiate coaching experience to the Atlanta Falcons. He spent the previous two years at the University of Washington – in 2016 he was the wide receivers/pass game coordinator, and during his first year with the Huskies he was the offensive quality control coach.

In 2014, he was the offensive coordinator and quarterbacks coach at Davidson, where he coached J.P. Douglas to a 66-percent completion percentage and a 130.4 passer rating. Before joining Davidson, he was the co-offensive

coordinator and quarterbacks coach at Arkansas State. His starting quarterback, Adam Kennedy, completed 69.2-percent of his passes for 2,363 yards and a 139.9 passer rating.

Hamdan spent time at Florida (2012) as the wide receivers coach and coached tight ends at Sacramento State the year before (2011). In 2010, he worked as an offensive quality control coach for Maryland before being promoted to the quarterbacks coach for the team's game in the Military Bowl versus East Carolina. During that season, he worked with the Terrapins, then freshman, quarterback Danny O'Brien, who broke several freshman passing records and earned ACC Rookie of the Year honors.



**DAVE
BROCK**

OFFENSIVE ASSISTANT



BROCK'S COACHING BACKGROUND

2017	Offensive Assistant Falcons
2013-16	Head Coach Delaware
2012	Offensive Coord./Wide Receivers Rutgers
2009-11	Tight Ends Boston College
2008	Off. Coord./Wide Receivers Kansas State
2007	Wide Receivers Kansas State
2006	Asst. HC/ Recruiting Coord. North Carolina
2005	Wide Receivers North Carolina
2002-04	Off. Coord./Quarterbacks Temple
2002	Associate HC/Off. Coord. Hofstra
2000-01	Off. Coord./Wide Receivers Hofstra
1997-99	Recruiting Coordinator/ WRs Hofstra
1995	Running Backs Hofstra
1994	Recruiting Coord./DBs Salisbury State
1991-93	Recruiting Coord./DBs Western Connecticut
1988-90	Asst. Coach Salisbury State

Dave Brock joins the Falcons after a four-year stint as the head coach for the University of Delaware. Before joining the Blue Hens, he was the offensive coordinator and quarterbacks coach for Rutgers. Brock has been a collegiate coach for 29 years, with stops at Kansas State (2007-08), North Carolina (2005-06), Temple (2002-04), Hofstra (1995-02), Salisbury (1988-90, 1994), and West Connecticut State (1991-93). He is a native of Moorestown, N.J.



**CHARLIE
WEIS JR.**

OFFENSIVE ASSISTANT



WEIS' COACHING BACKGROUND

2017	Offensive Assistant Falcons
2015-16	Offensive Analyst Alabama
2012-14	Manager Kansas
2011	Off. Quality Control/WRs Florida

Charlie Weis Jr. recently came from the University of Alabama where he was an offensive analyst from 2015-16. In 2014, he was a summer volunteer intern for the New England Patriots. He was a student assistant at Kansas (2012-14) where he assisted the position coaches in practice by administering and directing drills. In 2011, he served as an offensive quality control coach for Florida, focusing his efforts with the wide receivers. He is a native of South Bend, Indiana and is the son of football coach Charlie Weis.



CHARLIE JACKSON

DEFENSIVE ASSISTANT



JACKSON'S COACHING BACKGROUND

2017	Defensive Assistant Falcons
2013-16	Football Rules Enforcement Exec. NCAA
2012	Secpial Assistant Colorado
2010-12	College Scout Seahawks
2007-08	Defensive Assistant Broncos
2006	Special Assistant to the HC Utah State
2006	Defensive Coord./DBs Buffalo
2005	Defensive Assistant/Quality Control Packers
2004	Assistant Defensive Backs Air Force
2002-03	Volunteer Assistant UCLA

Charlie Jackson is in his first season with the Falcons as Defensive Assistant/Defensive Backs Coach. He joined the Falcons from the NCAA National Headquarters where he was a member of the College Football Rules Enforcement Group. His professional coaching background includes multiple defensive coaching roles with the Green Bay Packers and Denver Broncos as well as coaching fellowships with the Falcons and St. Louis Rams. He also served as a college scout for the Seattle Seahawks organization. He has collegiate experience at Colorado, UCLA, Utah State, Buffalo, and the U.S. Air Force Academy.

Jackson was a Commissioned Officer in the United States Air Force before entering the coaching arena. He ascended to the rank of Captain while being stationed more than four years at Tyndall Air Force Base, Florida and Los Angeles Air Force Base, California. His duties included serving as the U.S. Government point man in negotiations with three foreign government agencies in support of international treaty agreements.

Jackson was a defensive back at the United States Air Force Academy as a student-athlete, and he competed two years on the Air Force Academy's indoor track and field team. Following his senior football season, Jackson was selected by his teammates as a permanent team captain and recipient of Air Force football's highest honor, the Brian Bullard Award, as the player who displays unselfishness, pride in his role, total team commitment, and 110 percent effort. Jackson helped Air Force become a consistent member of the Top 25 national rankings including a Top 10 final ranking and conference championship in 1998. At one point during his tenure, Air Force produced major college football's longest winning streak (11 games).

Originally from Montezuma, Georgia, Jackson is a 1995 graduate of Macon County High School. As a football player at Macon County, he was a First-Team All-Area, All-Middle Georgia, and All-State football player. He was selected Georgia Region 1A Football Player of the Year and Georgia Class-A Football Defensive Player of the Year. He was also named to the Georgia Academic All-State football team for all classifications.

Jackson graduated with a bachelor's degree in management from the United States Air Force Academy. He earned a master's degree in management and sports studies from California State University, Long Beach. He is married to Gina, a former track and field athlete at Long Beach State. The couple has two sons, Charlie III and Isaac.



JESS SIMPSON

DEFENSIVE ASSISTANT



SIMPSON'S COACHING BACKGROUND

2017	Defensive Assistant Falcons
2005-16	Head Coach Buford High School (Ga.)

Jess Simpson is one of the most successful coaches in Georgia prep football history. He spent 22 years on the Buford High School coaching staff – 12 years as head coach – and helped the Wolves win 10 state titles, seven of those titles came when he was the head coach. Simpson compiled a 164-12 (.932) record while holding the title of head coach at Buford. He spent the 2016 season as the defensive line/assistant head coach for Georgia State. Simpson played collegiate football at Auburn and began his coaching career as a student assistant for the Tigers.



**JUSTIN
OUTTEN**

OFFENSIVE ASSISTANT



OUTTEN'S COACHING BACKGROUND

2017	Offensive Assistant Falcons
2016	Offensive Intern Falcons
2008-15	Ast. HC/Off. Coord./OL Coach Spring Westfield HS
2007	Graduate Assistant Syracuse University

Before joining the staff full time, Justin Outten was as an offensive intern for the Falcons during the 2016 season. Before joining the Falcons, he worked at Spring Westfield High School as the Assistant Head Coach/Offensive Coordinator/Offensive Line Coach from 2008-16. During that time, he helped coached 24 offensive linemen that received scholarships to play on the collegiate level, and he also coached one high school All-American during his time at the high school.

Before coaching at Spring Westfield, Outten worked as a graduate assistant at Syracuse University where he worked with the offensive line from 2007-08. Outten played at Syracuse from 2002-07, where he was the starting center for three years. During his time playing for the Orange, he was selected as a team captain and played a part in his team become Big East Champions in 2004. Outten was also a recipient of the Ray Martino Award for loyalty, enthusiasm and perseverance.

Outten is a native of Doylestown, PA.

HEAD COACHING RECORDS

REGULAR SEASON

COACH	SEASONS	YEARS	W	L	T	PCT
Norb Hecker	3	1966-68	4	26	1	.145
Norm Van Brocklin	7	1968-74	37	49	3	.433
Marion Campbell	6	1974-76, 87-89	17	51	0	.250
Pat Peppler*	1	1976	3	6	0	.333
Leeman Bennett	6	1977-82	46	41	0	.516
Dan Henning	3	1983-86	22	41	1	.352
Jim Hanifan*	1	1989	0	4	0	.000
Jerry Glanville	4	1990-93	27	37	0	.424
June Jones	3	1994-96	19	29	0	.396
Dan Reeves	7	1997-03	49	59	1	.454
Wade Phillips*	1	2003	2	1	0	.667
Jim Mora	3	2004-06	26	22	0	.542
Bobby Petrino	1	2007	3	10	0	.300
Emmitt Thomas*	1	2007	1	2	0	.333
Mike Smith	7	2008-14	66	46	0	.589
Dan Quinn	2	2015-16	19	13	0	.594

PRESEASON

Norb Hecker	3	1966-68	4	10	1	.267
Norm Van Brocklin	7	1968-74	16	16	0	.500
Marion Campbell	6	1974-76, 87-89	9	15	0	.375
Leeman Bennett	6	1977-82	10	17	0	.370
Dan Henning	3	1983-86	7	9	0	.438
Jerry Glanville	4	1990-93	8	8	0	.500
June Jones	3	1994-96	7	6	0	.538
Dan Reeves	7	1997-03	16	13	0	.552
Jim Mora	3	2004-06	8	5	0	.615
Bobby Petrino	1	2007	3	1	0	.750
Mike Smith	7	2008-14	9	19	0	.312
Dan Quinn	2	2015-16	5	3	0	.625

POSTSEASON

Leeman Bennett	3	1978, 1980, 1982	1	3	0	.250
Jerry Glanville	1	1991	1	1	0	.500
June Jones	1	1995	0	1	0	.000
Dan Reeves	2	1998, 2002	3	2	0	.600
Jim Mora	1	2004	1	1	0	.500
Mike Smith	4	2008, '10, '11-12	1	4	0	.200
Dan Quinn	1	2016	2	1	0	.667

OPENING DAY GAMES

Norb Hecker	3	1966-68	0	3	0	.000
Norm Van Brocklin	7	1968-74	5	1	0	.833
Marion Campbell	6	1974-76, 87-89	0	5	0	.000
Leeman Bennett	6	1977-82	5	1	0	.833
Dan Henning	3	1983-86	3	1	0	.750
Jerry Glanville	4	1990-93	2	2	0	.500
June Jones	3	1994-96	1	2	0	.333
Dan Reeves	7	1997-03	3	4	0	.429
Jim Mora	3	2004-06	3	0	0	1.000
Bobby Petrino	1	2007	0	1	0	.000
Mike Smith	7	2008-14	4	3	0	.571
Dan Quinn	2	2015-16	1	2	0	.500

Notes: Hecker was replaced by Van Brocklin after the first three games in 1968. Van Brocklin was replaced by Campbell after the first eight games in 1974. Campbell was replaced by Peppler after the first five games in 1976. Campbell was replaced by Hanifan after the first 12 games in 1989. Reeves was replaced by Phillips for the last three games of 2003. Petrino was replaced by Thomas for the last three game of 2007.

*Denotes interim coach.




ATLANTA FALCONS
STAFF



JESSE ACKERMAN

HEAD STRENGTH AND CONDITIONING COACH

Ackerman is entering his second season with the Atlanta Falcons as the Head Strength and Conditioning Coach. He joined the team after working as the Strength Coach for the 1st Battalion, 75th Ranger Regiment. He graduated in 2002 with a B.A. in Education from John Carroll University. He continued working at John Carroll University as an Assistant Coach and Graduate Assistant four years after earning his bachelors from the school. Ackerman also earned an M.A. in Clinical Mental Health Counseling from John Carroll in 2007 and an M.S. in Exercise Science from California University of Pennsylvania in 2009. He then went on to work at Iowa State University as an assistant strength and conditioning coach in 2007. In 2008, he worked for the University of Texas in the same capacity. He then became the Assistant Director of Strength and Conditioning for the University of Florida in 2012. Ackerman's certifications include NSCA-CSCS, NASM-PES, and NASM-CES.



JONAS BEAUCHEMIN

STRENGTH & CONDITIONING ASSISTANT

Jonas Beauchemin enters his 10th season with the Atlanta Falcons as an assistant strength and conditioning coach. Beauchemin joined the team after spending the previous three years with Mike Boyle Strength and Conditioning in Boston, MA. Beauchemin specialized in professional hockey and NFL combine training during his tenure at Mike Boyle Strength and Conditioning. He worked individually with several different athletes in a variety of sports. Beauchemin is also experienced in rehab and reconditioning programs. Beauchemin is a Certified Strength and Conditioning Specialist with the National Strength and Conditioning Association. A native of Burlington, VT, Beauchemin is a graduate of Keene State (New Hampshire) College, where he earned his degree in Health Promotion and Fitness. While attending Keene State, Beauchemin was appointed to the position of Senior Fitness Specialist at the college recreation center. He also worked as a student Assistant Strength and Conditioning Coach within the Keene State strength and conditioning program. Beauchemin designed and implemented the programs for various teams.



MARTY LAUZON

DIR. OF SPORTS MEDICINE & PERFORMANCE


Marty Lauzon enters his eighth season with the Falcons and his fifth season as director of sports medicine and performance. He spent the previous four seasons as the Falcons head athletic trainer and brings 22 years of experience in athletic training to the team. Lauzon will be responsible for handling all aspects of the club's athletic training department. In 2009, he spent a year as the director of sports rehabilitation for NovaCare-NE Ohio. Lauzon spent 10 seasons with the Cleveland Browns, serving from 2005-08 as the team's Head Athletic Trainer. Lauzon is a certified athletic trainer and is a graduate of the University of Ottawa Physical Therapy School. He also holds the distinction of being a certified specialist in sports physical therapy through the American Physical Therapy Association. In 1992, Lauzon began his career as an intern with the Montreal Machine of the WFLA before moving on to Ottawa of the CFL.



DANNY LONG

ASSISTANT ATHLETIC TRAINER

Danny Long embarks on his eighth year as an assistant athletic trainer for the Falcons. Long provides support for Director of Sports Medicine and Performance, Marty Lauzon and assists in the daily care of players, treatment, and rehabilitation. Long was a member of the Cleveland Browns staff from 2005-09. Long started as a summer intern in '05 before being hired full-time as an assistant. Along with the daily care for players, he assisted in rehabilitation, treatment, and the hiring of training camp interns. Before joining the Browns staff, Long attended the Master's program at Auburn University (2003-05) and served as a graduate assistant. From 2001-02, Long was summer intern for the Falcons training staff before making his first stop in Cleveland. He attended the University of South Carolina as an undergraduate and earned his degree in Science Physical Education with a minor in Athletic Training.



ERIC AVILA

ASSISTANT ATHLETIC TRAINER

Eric Avila is entering his sixth season with the Atlanta Falcons. Avila has been the assistant Athletic Trainer with the Atlanta Falcons for five years after serving as a seasonal assistant during the 2012 season. He has a B.S. in Athletic Training and a M.S. in Adapted Physical Activity from Slippery Rock University of Pennsylvania.



JOEL COLLIER

DIRECTOR OF PRO PERSONNEL

Joel Collier enters his second season with the Falcons as director of pro personnel. Collier brings more than 20 years of NFL experience to Atlanta. He joined the Falcons after spending five seasons as the assistant general manager for the Kansas City Chiefs from 2009-13. Collier helped the Chiefs complete one of the best turnarounds in NFL history as the club won the AFC West with a 10-6 record in 2010 after going 4-12 in 2009. Working in concert with Falcons Assistant General Manager Scott Pioli, Collier helped identify and select Pro Bowl players such as Eric Berry (3), Justin Houston (2), Dontari Poe, and Dexter McCcluster in the NFL Draft. He also spent time during the offseason in 2013 working with Head Coach Andy Reid, helping him draft starters T Eric Fisher and TE Travis Kelce.

Before moving to the front office with the Chiefs, Collier served as the New England Patriots secondary coach from 2006-07. In 2007, Collier helped the Patriots post the NFL's first 16-0 regular season and advance to Super Bowl XLII. Under his leadership, CB Asante Samuel earned first his Pro Bowl selection and was a first-team All Pro in 2007. Additionally, the Patriots ranked fourth in total defense (288.3 yards per game) and sixth in pass defense (190.1 yards per game). He also worked as the assistant secondary coach for the team in 2005.

Collier spent 11 years with the Miami Dolphins, coaching on both sides of the ball, coaching the running backs from 1998-2004, and serving as assistant linebackers coach from 1994-97. In 2002, he coached running back Ricky Williams, who was selected to his only All-Pro team and earned his only Pro Bowl selection after he ran for 1,853 yards with 16 touchdowns. Prior to his stint in Miami, he spent three years with the Patriots, including one season as a pro scout (1993) and two years as the assistant running backs coach and receivers coach.

A New York native, Collier got his start in the NFL as an offensive assistant with the Tampa Bay Buccaneers in 1990 after spending two years as a graduate assistant at Syracuse University. He attended the University of Northern Colorado, where he played linebacker from 1984-87. Collier is the son of Joe Collier, a former Buffalo Bills head coach and defensive coordinator for the Denver Broncos and New England Patriots.




NICK POLK

DIRECTOR OF FOOTBALL OPERATIONS

Nick Polk enters his ninth season as director of football operations in 2016. He spent five seasons as the club's director of football administration and enters his 14th year overall with the team. He works closely with General Manager Thomas Dimitroff on all contract proposals, negotiations, and salary cap management. Polk also helps coordinate the Falcons compliance with the NFL's Collective Bargaining Agreement and labor related issues. Aside from his football operations duties with the Falcons, Polk was responsible for all aspects of the football operations of the Georgia Force, namely; scouting, player selection and development, coach, and player contracts. The Force won the Southern Division title, the National Conference Championship and advanced to Arena Bowl XIX in 2005. Prior to arriving in Atlanta, Polk served as the director of football operations for NFL Europe for four years where he directed all of the NFL Europe League Football Operations.

Polk's time at the League included serving on the NFL Diversity Committee, assisting in football operations at Super Bowl XXXVII and Super Bowl XXXVIII, as well as working as an NFL instant replay communicator for two seasons. He also participated in the inaugural class of the NFL Managers Training program at the Stanford Executive Education Graduate School of Business and in the NFL's Career Development Symposium at Wharton Business school in 2014. Polk was previously head football coach at his alma mater, Lock Haven University of Pennsylvania, for four years. He earned a degree in health and physical education and went on to gain a master's degree in physical education/higher education from James Madison University. He spent five years at JMU as a graduate assistant/restricted earnings coach in the secondary, defensive line, and linebacker positions. He also served in different coaching roles at Brown University, Delaware State University and Southern Connecticut State University.

Born in Mineola, New York and raised in Williamsport, Pennsylvania, Polk and his wife, Michelle, live in Braselton, Georgia, with their two daughters, Maddie and Michaela.



SHEPLEY HEARD

WEST REGIONAL SCOUT

Shepley Heard is entering his 13th season with the Falcons and his fifth season as a Regional Scout. After covering the east region over the last three seasons, Shepley is now entering his second season as the Western Regional Scout and his primary duties are to evaluate college players at schools throughout the western half of the United States. Heard served as an Area Scout from the spring of 2008 through the 2012 season and covered a broad range of states throughout the country during that time. Prior to his move into college scouting, Heard served as a Scouting Assistant in the Pro Personnel department in 2005 before being promoted to the teams Pro Scout in the spring of 2006. As a Pro Scout, some of his duties included evaluating free agent players, advance scouting future opponents as well as scouting the CFL, AFL and other professional leagues. Before being hired in Atlanta, Heard spent two seasons at Texas A&M University and held roles as a Defensive Graduate Assistant coach and Defensive Quality Control. He is originally from Muskogee, Oklahoma and played Safety and Special Teams at the University of Central Oklahoma from 1997 to 2001. He currently resides in Nashville, TN.



BOB KRONENBERG

PRO SCOUT

Bob Kronenberg begins his seventh season as a pro scout. He is responsible for providing the coaching staff with advance scouting reports for upcoming opponents, evaluating players in each year's free agency market, and maintaining the daily waiver wire. He previously served as an area scout for four seasons with the responsibility of evaluating college prospects in a regional and national capacity. Prior to joining the Falcons, Kronenberg spent seven seasons in the AFL with the Georgia Force as an assistant coach and defensive coordinator (2003-08). Kronenberg began his collegiate career at St. Cloud State (MN) where he majored in physical education & health, and was an All-America selection in football and track. Kronenberg's playing career also included four seasons in NFL Europe, three years in the CFL, two in the AFL, and training camp appearances with the Tampa Bay Buccaneers in 1993 and the Washington Redskins in 1998.



STEVE SABO

DIRECTOR OF COLLEGE SCOUTING


Steve Sabo enters his fifth season as the Falcons director of college scouting. He spent his first two seasons with the Falcons scouting the Midwest area for the team, while scouting the Southeast in 2012. Sabo came to Atlanta following 12 seasons with the Cleveland Browns in a variety of roles, including the teams pro personnel coordinator (1998-2006), director of pro personnel (2007-08) and senior director of pro personnel (2009). In Cleveland, Sabo was responsible for scouting NFL teams while assisting with advance scouting of upcoming opponents. Prior to his tenure with the Browns, Sabo served as a pro scout with the New Orleans Saints from 1996-98. A native of Willingboro, New Jersey, Sabo is married to the former, Ursula Anderson, and the two are proud parents of their daughters, Anderson and Kieran.



RUSS BOLINGER

PLAYER PERSONNEL SCOUT

Russ Bolinger enters his fourth season with the Falcons after working under Billy Devaney with the St. Louis Rams. Prior to his time in St. Louis, he spent five seasons as a national scout for the Washington Redskins from 2005-09 after nine seasons with the Detroit Lions. Bolinger served as a college scout, college scouting director, college scouting coordinator, and assistant pro director in Detroit where he worked with Falcons GM Thomas Dimitroff in 1996 and 1997. After two seasons as the Recruiting Coordinator for the University of Utah he began his NFL scouting career as a college area scout for the Jacksonville Jaguars in 1994. Bolinger, a 10-year NFL veteran, was selected by the Detroit Lions in the third round of the 1976 NFL Draft. He played seven seasons on the offensive line in Detroit before finishing his career with the Los Angeles Rams.



PHIL EMERY

NATIONAL SCOUT

Phil Emery joined the Falcons as a national scout in 2016. He has 18 years of NFL experience as a scout and general manager. This is his second stint with Atlanta, as he served as the director of scouting for the team from 2004-2008. During that time, two of the Falcons three first-round draft picks developed into Pro Bowlers: WR Roddy White (2005) and QB Matt Ryan (2008). He also worked as an Eastern regional scout for the Falcons leading up to the 2009 draft. The Falcons made two trips to the playoffs during that time including an appearance in the 2004 NFC Championship game.

Emery was the Bears general manager from 2012-14, and in his first season with the team he acquired wide receiver Brandon Marshall via trade during the 2012 offseason. Marshall was named to the Pro Bowl in his first two years with the Bears, setting franchise single-season records for receptions and receiving yards in his first season with the team. Emery also produced a Pro Bowl player in each of his first two drafts as general manager of the Bears, selecting guard Kyle Long in the first round in 2013 draft and WR Alshon Jeffery in the second round in 2012. Before joining the Bears, Emery was the director of college scouting for the Kansas City Chiefs in 2009, a year after the franchise went 2-14. Two years later in 2010, the Chiefs won their first division title since 2003 with a 10-6 record. Emery got his start in the NFL as an area scout for the Bears in 1998 and spent six seasons with the team in that position. Before moving to the NFL, he was the director of strength and conditioning services and served as an Associate Professor at the U.S. Naval Academy (1991-98). Emery was named the National Strength and Conditioning Association Conference Professional of the Year in 1996.

Emery resides in Tampa, FL with his wife Beth and his daughters Kristine, Leigh Anne, and April, along with their families.



RUSTON WEBSTER

NATIONAL SCOUT

Ruston Webster joined the Falcons as a national scout in 2016. He spent four seasons as the general manager of the Tennessee Titans and brings 28 years of NFL experience to the Falcons. As the general manager for the Titans, Webster had the opportunity to add a franchise quarterback in Marcus Mariota with the second overall pick in the 2015 NFL Draft. He also signed four-time Pro Bowl outside linebacker Brian Orakpo in the 2015 offseason, who went on to record 51 total tackles and seven sacks in his first season in Tennessee. Delanie Walker, who Webster signed in 2013, has been selected to two Pro Bowls, since signing with the Titans. In 2015, Walker posted 94 receptions for 1,088 yards that season. Webster also drafted tackle Taylor Lewan in 2014 with the 11th overall pick, who was selected to his first Pro Bowl in 2016.

Prior to Webster's arrival in Tennessee in 2010, he gained 22 years of personnel experience split between the Seattle Seahawks and the Tampa Bay Buccaneers. In his four years in Seattle, Webster was the vice president of player personnel and oversaw the day-to-day management of the pro personnel and college scouting departments. During his time in Seattle, the Seahawks won the NFC West twice (2006 & 2007). Webster spent the other 18 years with Tampa Bay in a variety of roles, including the director of player personnel (2005),

director of college scouting (2001-04), director of pro personnel (1989-91), and regional college scout (1988). He was a part of the front office staff that helped build the Super Bowl XXXVII Champion Buccaneers in 2002.


Webster started his career as a college coach with stops as a graduate assistant at Southwestern Louisiana (1985), Alabama (1986), and Tulsa (1987).



ANTHONY ROBINSON

EASTERN REGIONAL SCOUT

Anthony Robinson begins his 10th season in the Falcons personnel department as the team's Eastern Regional scout. He will be responsible for evaluating players on the eastern half of the country. He served as the team's southeast area scout prior. Robinson spent his first three seasons as a Scouting Assistant. Prior to arriving in Atlanta, Robinson worked with BLESTO Scouting as a Scouting Assistant intern from (2007-08), an undergraduate assistant coach (wide receivers) at Florida State University (2005-07) and in the Baltimore Ravens player personnel department as an intern in 2006. He is a native of Tallahassee, FL, where he lettered four years in football and track at Godby High School. Robinson played running back at Morgan State University before transferring to Florida State University and earning his bachelor's degree in Sport Management in 2006.



MICHAEL ROSS

SOUTHWEST REGIONAL SCOUT

Michael Ross embarks on his seventh season with the Falcons player personnel department in 2017. He is responsible for scouting colleges in the Southwest after spending the 2015 season in the Midwest region. In 2014, Ross split his time between college and pro scouting, covering the Northeast region as well as all professional leagues. He also provided the coaching staff with advance scouting reports for upcoming opponents, evaluating players in the free agency market, and maintaining the daily waiver wire. Ross previously spent two seasons as an area scout, scouting players in the Midwest (2013) and Northeast (2012) after working as a scouting assistant (2011). He joined the Falcons as a training camp intern in the player personnel department in 2008. He is a native of Cazenovia, NY and attended Syracuse University where he earned his bachelor's degree in 2007. He resides in Atlanta, GA.



SAE WOON JO

AREA SCOUT

Sae Woon Jo begins his sixth season with the Falcons and fifth as an area scout responsible for scouting college players in the West region of the country. He spent his first season as the college scouting coordinator where his duties included day-to-day operations of the scouting department, coordinating college visit logistics for the Falcons' Personnel Department, draft board preparations, "Point of Attack" tapes and evaluations of college and pro players. Prior to arriving in Atlanta, Jo spent nine seasons coaching the defensive line and linebackers at Occidental College (2003-2012), and one season in the AFL with the Los Angeles Avengers as a defensive assistant coach (2004). He is a native of Pasadena, CA and attended the University of California-San Diego, where he earned his bachelor's degree in Communications in 2003. Sae Woon and his wife Christine (Kim) currently reside in Riverside, CA with their daughter Finley and dog Jasper.



TOKUNBO ABANIKANDA

AREA SCOUT

Tokunbo Abanikanda begins his sixth season with the Falcons and fifth as an area scout responsible for the South-East region of the country. He spent his first year serving as a scouting assistant, where he handled various logistical aspects of the scouting department for college all-star games, the NFL Combine and college visits. In addition, Tokunbo was responsible for incoming and outgoing players regarding travel accommodations and scheduling, as well as producing tapes for draft-eligible collegiate prospects and NFL players. He is a native of Marietta, Georgia and played for the University of Southern Mississippi from 2005-08 and graduated with a Business Administration degree.



KEVIN SIMON

PRO SCOUT

Kevin Simon joined the Atlanta Falcons in May 2016. He enters his second season as a pro scout. His duties include for assisting the coaching staff with advance scouting reports for upcoming opponents, helping target and analyze free agent prospects, maintaining the daily waiver wire & assisting street free agent process.

Before joining the Falcons, Simon worked in the Dallas Cowboys scouting department for three years as a scout administered by the National Scouting Combine. He was moved to midwest area scout in 2012. Prior to joining the Cowboys, Simon finished his second season as a graduate assistant/linebackers coach at his alma mater, the University of Tennessee.

In 2006, Simon was drafted in the seventh round (252nd overall) by the Washington Redskins. Simon played linebacker at the University of Tennessee and was named All-SEC in 2003 and 2005. He graduated with a bachelor's degree in psychology in 2005 and earned a master's degree in kinesiology with a concentration in sport psychology from the University of Tennessee in 2014.

Simon (6/12/83), and his wife, Heather, have four children, Taneisha, Tamia, Kenneth and Bryson.



BRIAN BOIGNER

EQUIPMENT MANAGER

The 2017 campaign marks the 21st season for Brian Boigner as Atlanta's Equipment Manager. He is responsible for properly outfitting players with the safest and most advanced protective equipment and footwear, as well as ordering and organizing the team's inventory of apparel and equipment. Boigner also serves as the team's liaison with the NFL's official uniform and apparel provider, Nike. Since 2008, he has been a member of the NFL Equipment Managers Subcommittee, NFL helmet safety group and the foot and ankle committee. Prior to joining the Falcons, Boigner spent five years as the assistant equipment manager for the New York Giants. He also served as the assistant equipment manager for the New York/New Jersey Knights of the World League of American Football (1991-92). Boigner has two sons, Bryce, and Daxton, and a daughter, Sarah. Boigner and his wife, Tema, reside in the city of Atlanta.



MIKE CREWS

VIDEO DIRECTOR

Mike Crews enters his 17th season as the team's Video Director and 19th year with the Falcons after working at Georgia Tech. He and his staff put into motion Atlanta's weekly game plan by filming each game and practice then editing it for players and coaches to review. Crews also breaks down the opponents' weekly game film for the team to analyze and is responsible for overseeing both the college and pro digital video systems. He also does game analysis that includes creating a database as well as the developing reports for the coaching staff. A native of Decatur, Georgia, he received his Management degree with a minor in Marketing from Georgia Tech in 1996. He and his wife, Jennifer, and their son, Bailey, as well as daughters, Kelsey and Caitlyn, live in Braselton, Georgia.



JIMMY HAY

ASSISTANT EQUIPMENT MANAGER

Jimmy Hay has been a fixture around the Falcons locker room since he served as a ball boy when he was just 12 years old. Hay's experience in the equipment room started in 1990 as he helped out after school each day. He served as an intern with the department in 1995 and was hired full time in 1997. During the spring of 1996 and 1997, he worked in NFL Europa as an assistant equipment manager with the Frankfurt Galaxy and as the equipment manager of the Amsterdam Admirals. A Georgia native, Hay was an all-county selection as a third baseman for the North Gwinnett High School baseball team. He and his wife, Heidi, reside in Sugar Hill, Georgia with sons, Mike and Jake.



KENNY OSUWAH

ASSISTANT EQUIPMENT MANAGER

Kenny Osuwah enters his eighth season with the Falcons as an Assistant Equipment Manager. Some of Osuwah's responsibilities include the upkeep of Atlanta's uniforms and helmets, maintaining the team's equipment and sideline apparel, assisting in the transportation of equipment and uniforms and working with the coaching staff to facilitate practice drills. Osuwah holds three previous years of experience in the NFL, including training camp internships with the Falcons (2009), San Francisco 49ers (2007) and the Super Bowl XLI Champion Indianapolis Colts (2006). He is a graduate of Fort Hays State University where he graduated with a B.S. in Accounting and Information Systems and a B.S. in Economics and Finance. In 2012, he earned his Masters in Business Administration from Liberty University. Osuwah was born in Paris, France and was raised in Nigeria. He currently lives in Georgia with his wife, Tierra.



PHILLIP TIEMANN

VIDEO ASSISTANT


Phillip Tiemann begins his 13th season in the Falcons video department as an assistant. He is responsible for recording practices and games and then distributing digital video to the coaching staff and front office personnel for review. His experience includes stints as an intern with the Falcons in 2005 and with the University of Arkansas as a student assistant in 2004. Tiemann earned his degree in Broadcast Journalism from the University of Arkansas. He and his wife have one daughter and live in Duluth, Georgia.



TYLER SULLIVAN

VIDEO ASSISTANT

Tyler Sullivan enters his fourth season as a video assistant with the Falcons. His responsibilities include recording practices and games and then distributing digital video to the coaching staff and front office personnel for review. Sullivan's experience includes time at the University of Georgia when he served as a student assistant in the Bulldogs' video department. He earned his degree in Journalism and a minor in Communication Studies from the University of Georgia.



SCOTT WEEDEN

EQUIPMENT ASSISTANT

Scott Weeden begins his third season as equipment assistant after spending the 2014 season as a seasonal assistant. He is responsible for all field set up and breakdown before and after practice, working with the quarterbacks, the offensive coordinator and the specialists during practices. Weeden handles the K balls for the Falcons special teams on game day. As a seasonal assistant in 2014, he assisted the outside linebackers, defensive line, special teams coaches, and assisted game officials as a ball boy during road games. Prior to joining the Falcons, he worked part time at Gillette Stadium with the New England Patriots as a parking operations assistant for eight years. Scott also spent a preseason with the Baltimore Ravens as an equipment intern, a student supervisor for athletics at Southern New Hampshire University, and as an intern with the New Hampshire Fisher Cats, the AA affiliate of the Toronto Blue Jays. Weeden is a native of Walpole, Massachusetts and graduated Cum Laude from SNHU with a degree in Sport Management.



STEVE SCARNECCHIA

ASSISTANT TO THE HEAD COACH


Steve Scarnecchia enters his third season with the Atlanta Falcons as assistant to Head Coach Dan Quinn after spending the previous four years at Syracuse University. As assistant to the head coach, Scarnecchia is responsible for coordinating the Falcons meeting and practice schedules and football calendar, managing the football budget, and orchestration of team and staff events as well as providing administrative assistance to the coaching and operations staffs.

He joined the Orange football program as the video coordinator in 2011 and shifted to the director of operations in January 2013. While at Syracuse he was responsible for the day-to-day operations of the program, including the overall management of the football budget, team travel, bowl game coordination, and The Scott Shafer Football Camps. In addition, he was also responsible for game day management, the coordination and planning of team events, and special projects related to the football program.

In two years as the Syracuse video coordinator, Scarnecchia's role included managing the entire video services department, in addition to directing the football team's social media, and online recruiting efforts. He served in a producer role in creating content for these multimedia platforms. Scarnecchia was also active in steering many of the technology decisions for the renovation of the program's state-of-the-art facility in Manley Field House.

Prior to arriving in Syracuse, Scarnecchia spent 10 years managing video operations at the college and professional levels. Scarnecchia's NFL experience includes serving as a video director and director of multimedia for several professional teams and Division I programs, as well as a season spent abroad in a similar role with the NFL Europe. In these roles, Scarnecchia oversaw the production of all preparation materials for the coaching staff and players as they worked each week to devise a gameplan for the upcoming opponent.

The son of longtime Patriots assistant coach Dante Scarnecchia, Steve Scarnecchia earned his bachelor's degree in television, radio, and film from Syracuse's S.I. Newhouse School of Public Communications while graduating cum laude in 2000.



KARL PIERBURG

SENIOR DIRECTOR OF FOOTBALL SYSTEMS

Karl Pierburg enters his 12th season with Falcons and his fourth as the club's senior director of football systems. He spent the previous nine years as the director of football systems/special projects, designing and developing systems for the Falcons personnel department and coaching staff. Prior to arriving in Atlanta, Pierburg worked for the Chicago Bears for three seasons as IT manager for football systems. During his time in Chicago, he handled extensive development work on coaching systems and college and pro scouting systems. Pierburg is a graduate of Illinois Wesleyan University with a double major in Mathematics and Computer Science. He was a four-year letterman in football, earning first-team honors as an offensive guard while also being named to the academic all-conference first team. Karl and his wife, Kathy, have two young daughters, Anna, and Ellie, and a young son, Jonathan.



MIKE GILSEMAN

DIRECTOR OF TICKET OPERATIONS

Mike Gilseman begins his 13th season with the team and has more than 20 years of experience in the sports ticketing industry. As the Director of Ticket Operations for the Atlanta Falcons, Atlanta United and Mercedes-Benz Stadium included among his responsibilities is the seat inventory management of Falcons tickets (home and away games), Super Bowl seat inventory management, oversight of season ticket receivables, parking coordination with GWCC and downtown parking operators, implementing 3rd party ticketing technology integration and ticketing system advancements, as well as, directing the Atlanta United FC and Mercedes-Benz Stadium efforts in the areas of seat manifest creation, inventory management and financial invoicing. He joined the Falcons in 2005 following a 10-year career with the NHL's Carolina Hurricanes where he was the Director of Ticket Operations. Mike started his career in sports in 1995 with the Hartford Whalers as a ticket sales intern and sales executive. When the team later relocated to Raleigh, North Carolina, he helped create and manage the team's ticket operations in the newly built RBC Center, now PNC Arena. Raised in Connecticut, he received his BA in History from Clemson University. Mike and his wife, Keri, are proud parents of Mackenzie (14) and Jack (15). The Gilsenans reside in Powder Springs, Georgia.



KEVIN WINSTON

SENIOR DIRECTOR OF PLAYER AFFAIRS

Kevin Winston begins his 12th season with the Falcons in 2017. Prior to his arrival in Atlanta, he spent five seasons with the New York Jets as the Vice President of Player Development and three seasons with the Tampa Bay Buccaneers as the Director of Player Development.

Winston and the Player Affairs Department is committed to the safety and total wellness of the Atlanta Falcons organization and strives to offer a full range of services through a holistically-designed program. Some of Winston's responsibilities include challenging players to be lifelong learners while pursuing continuous improvement in financial and family relations, social interactions, personal growth and career development during and beyond their careers in the National Football League. Along with his daily one-on-one contact with veteran players, Winston has lead the Falcons University Rookie Success Program, a model program of the Atlanta Falcons and the NFL, for over a decade. The program serves as an introduction into life in the NFL and aides them in learning how to manage the increased stress and responsibility while assisting them through their transition as well as creates a better understanding of what it means to be a successful player, both on and off the field. He also oversees the Falcons Alumni Legends Community, which continues to serve and educate former players of their personal and professional development opportunities.

The NFL has honored Winston with the Most Outstanding Player Development Department in 2003-04 in New York and in 2008, Winston and the Falcons were the winners of the Outstanding Career Development Program.

Kevin and his wife Dana have one son, Matthew Kevin.



BRIAN CEARN

DIRECTOR OF FOOTBALL COMMUNICATIONS

Brian Cearn is entering his 12th season with the Falcons and his third as director of football communications. Cearn has utilized his skill-set to handle a wide variety of responsibilities for the Falcons football communications department throughout the years. During the season, he formulates the weekly media schedule for the department and provides media support for General Manager Thomas Dimitroff, Head Coach Dan Quinn, quarterback Matt Ryan, other members of coaching staff and players. He serves as the primary media contact for the opposing team and the broadcasting network in addition to overseeing the distribution of home game credentials. His weekly duties also include coordinating the open locker room period, as well as head coach and players' weekly conference calls and network production meetings.

In addition, Cearn serves as the point person for all incoming national media requests. He also produces talking and messaging points for Dimitroff, Quinn, players and the coaching staff. Cearn also monitors all media availability to ensure that NFL guidelines are observed.

Beginning with the Falcons in 2006, Cearn also served as the Football Communications contact for Arthur Blank's Arena Football team (Georgia Force). He is a 2005 graduate of Kennesaw State University where he earned a Bachelor of Science Degree in Sport Management.



MICHAEL BENFORD

CREATIVE DIRECTOR

Michael Benford, is entering his 16th year with the Atlanta Falcons and currently serves as the club's Creative Director.

Benford oversees the team's award winning creative staff and freelance contributors as well as executes the creative direction and production of Falcons franchise-related projects. These responsibilities include designing, maintaining and enforcing brand consistency as well as setting standards and developing controls when the team's marks and logos are used internally by department, outside partners and vendors. Benford is credited for taking the Falcons' Rise Up theme and developing a fresh look and feel for it every season, from the club's game program and hard season tickets to Atlanta Falcons.com and such sponsor activations as one of the city's main Marta stations to Falcons Landing which sits next to the Georgia Dome and is packed with fans before every game.

Benford also oversees this process for the Arthur Blank Family of Businesses, which includes the new Mercedes-Benz Stadium and Atlanta United FC, the city's new Major League Soccer (MLS) club in addition to Westside Works and the Arthur M. Blank Family Foundation.

Benford has been instrumental in taking the artistic renderings of the new stadium, working, designing and implementing them for sales and marketing materials for different platforms including print and digital.

Benford has an eye for photography, having led a team of more 50

during the annual shooting of the Falcons cheerleaders' calendar and in 2011 became one of the game-day photographers for the Falcons with the purpose of capturing images to support his creative vision for the team. He recently visited Cuba where he further developed his photography skills and expanded his love for the camera.

Prior to coming to the Falcons in 2002, Benford worked for Ignite Sports Media, where he was involved in the design and maintenance of web properties for professional sports teams which included 13 NFL clubs including the Falcons as well as the Major League Baseball and NHL sites.

Also, Benford owned and operated Benford Creative, a small design agency that worked with key players in the sports and entertainment industry. Clients included former New York Yankee Alfonso Soriano, entertainment icon Usher and his "New Look Foundation" and Major League Baseball pitcher Ryan Dempster's "Family Foundation and Generation On."

A passionate creative Benford takes pride in identifying, developing and coaching young creative talent and often hosts creative happy hours or tweet ups in an effort to bring the Atlanta area creative community together.

Benford continues to dabble in music and travel to various cities shooting photos as well as working on personal design projects.



KAREN WALTERS

DIRECTOR OF ASSOCIATE TRAINING AND ENGAGEMENT

Karen Walters enters her 14th season with the Falcons. Walters has over 20 years of experience in the human resources field and has been in her current role for two years. After graduating from Oglethorpe University in 1989 with a Bachelor of Arts degree in Business Administration and Behavioral Science, Walters joined Electrolux Corporation as a benefits administrator. After Electrolux, Walters held a senior business partner role at Unisys, a Fortune 100 IT firm. Her current role with the Blank Family of Businesses involves helping to ensure our businesses attract, retain and develop the best associates possible to achieve our business results. Walters lives in Cumming, GA and has a 24 year old daughter, Madalyn, and a 21 year old son, Ross.



ATLANTA FALCONS
VETERAN PLAYERS

23

ROBERT ALFORD
CORNERBACK
SOUTHEAST LOUISIANA
 (5TH YEAR WITH FALCONS)

**HEIGHT:****5'10"****WEIGHT:****186****BIRTHDATE:****11/1/88****NFL EXP:****5 YRS****ACQUIRED:****D2-'13**

TRANSACTIONS

- » Selected as a second round (60th overall) draft choice by Atlanta in 2013.

2016 (FALCONS)

- » Started all 16 games at cornerback while totaling 58 tackles (49 solo) with two interceptions, one touchdown, and a career-best 19 passes defended.
- » Sealed Atlanta's 48-33 win over Carolina (10/2) with two interceptions in the final two minutes. Notched his second career pick-six with a 30-yard INT return touchdown and re-recorded his third career multi-interception game.
- » Scored the third touchdown of his career on an 82-yard pick-six in Super Bowl LI - the second-longest interception return touchdown in Super Bowl history.

CAREER

- » In four NFL seasons, has seen action in 57 games with 45 starts while tallying 187 tackles (152 solo) with nine interceptions, one forced fumble, two fumble recoveries, two defensive touchdowns, and 54 passes defended.
- » Started 15 games in 2015 and totaled 50 tackles (42 solo) with two interceptions and a team-high 15 passes defended. Scored his first career touchdown on a 59-yard INT return against Washington.
- » Started ten games and recorded 36 total tackles (25 solo), three interceptions and 11 pass deflections, before being placed on Injured-Reserve in 2014. Recorded two interceptions, the first multi-interception game of his career, along with two solo tackles and two pass deflections at Baltimore (10/19).
- » Played in all 16 games with four starts during his rookie season in 2013. Tallied 43 tackles (36 solo) with seven passes defended, two interceptions, and one fumble recovery.

COLLEGE

- » Started 31-of-32 games at Southeastern Louisiana, recording 137 tackles (110 solo) with 20 passes defended, 10 interceptions, six tackles for loss, three fumble recoveries and one forced fumble.
- » In 2012, was named the NCAA Football Championship Subdivision National Defensive Player of the Year by the College Sports Journal and added FCS All American honors from the NFL Draft Report and the Sports Network.
- » Also added first-team All-Southland Conference honors and was named a finalist for the Buck Buchanan Award in 2012.
- » In 2011, received second-team All-Southland Conference honors after starting all 11 games and notching 52 tackles (44 solo), seven passes defended, five interceptions, one forced fumble and one fumble recovery.
- » His five interceptions in 2011 tied Billy Ladner (1961), Duriel Adams (2005) and Steve Keller (1969) for eighth on the school's all-time single-season list.
- » Prior to redshirting the 2010 season, started nine of the 10 games he appeared in as a sophomore in 2009. Finished the season with 46 tackles (31 solo), five passes defended, two fumble recoveries, and one interception.

PERSONAL

- » Attended Hammond (La.) High School where he earned All-District 7-5A first-team honors after catching 10 touchdown passes as a senior.
- » Also ran track, taking second in 400-meters at the 2007 Louisiana High School Athletic Association Track and Field Championships.
- » His older brother, Fred Booker, was a cornerback at Louisiana State and played in the Arena Football League and NFL Europe before suiting up for 12 games with the New Orleans Saints in 2005.

- » His other older brother, Duke Adams, was a safety for the Southeastern Louisiana Lions from 2003-06 and earned All-Southland Conference recognition as a junior
- » Became the first player from Southeastern Louisiana University to play in the Senior Bowl in over 40 years.
- » Son of Robert Cox and Gloria Bridgewater.

ALFORD'S CAREER STATISTICS

YEAR	GP/GS	TK	SO	AST	SK	YDS	INT	YDS	LG	TD	PD	FF	FR	YDS	TD
2013	ATL	16/4	43	36	7	0.0	0.0	2	0	0	0	8	1	0	0
2014	ATL	10/10	36	25	11	0.0	0.0	3	21	0	0	12	0	0	0
2015	ATL	15/15	50	42	8	0.0	0.0	2	76	59t	1	15	0	0	0
2016	ATL	16/16	58	49	9	0.0	0.0	2	34	30t	1	19	0	0	0
TOTAL		57/45	187	152	35	0.0	0.0	9	131	59t	2	54	0	0	0

ALFORD'S POSTSEASON STATISTICS

YEAR	GP/GS	TK	SO	AST	SK	YDS	INT	YDS	LG	TD	PD	FF	FR	YDS	TD
2016	ATL	3/3	19	17	2	0.0	0.0	1	82t	82t	1	6	0	1	0
TOTAL		3/3	19	17	2	0.0	0.0	1	82t	82t	1	6	0	1	0

ALFORD'S BEST GAMES

TACKLES	TOUCHDOWNS	INTERCEPTIONS	PASSES DEFENSED
9 @ TB (11/9/14)	1, Two Times	3, Three Times	3, Three Times
8, Two Times	Last vs. CAR (10/2/16)	Last vs. WAS (10/11/15)	Last @ LA (12/12/16)
Last @ NO (9/26/16)			2, 15 Times
			Last @ CAR (12/24/16)

2016 GAME-BY-GAME STATISTICS

DATE	OPP	TK	SO	SK	YDS	INT	YDS	FF	FR	PD
9/11	TB	5	2	0.0	0.0	0	0	0	0	2
9/18	@OAK	5	5	0.0	0.0	0	0	0	0	0
9/26	@NO	8	7	0.0	0.0	0	0	0	0	1
10/2	CAR	3	3	0.0	0.0	2	34	0	0	3
10/9	@DEN	2	2	0.0	0.0	0	0	0	0	0
10/16	@SEA	3	3	0.0	0.0	0	0	0	0	1
10/23	SD	6	4	0.0	0.0	0	0	0	0	2
10/30	GB	5	5	0.0	0.0	0	0	0	0	1
11/3	@TB	4	4	0.0	0.0	0	0	0	0	0
11/23	@PHI	2	2	0.0	0.0	0	0	0	0	0
11/27	ARI	1	1	0.0	0.0	0	0	0	0	2
12/4	KC	2	2	0.0	0.0	0	0	0	0	0
12/11	@LA	1	0	0.0	0.0	0	0	0	0	3
12/18	SF	6	4	0.0	0.0	0	0	0	0	1
12/24	@CAR	2	2	0.0	0.0	0	0	0	0	2
1/1	NO	3	3	0.0	0.0	0	0	0	0	1
TOTALS		58	49	0.0	0.0	2	34	0	0	19
CAREER		187	152	0.0	0.0	9	131	1	1	54

2016 POSTSEASON STATISTICS

DATE	OPP	TK	SO	SK	YDS	INT	YDS	FF	FR	PD
1/14	SEA	3	3	0.0	0.0	0	0	0	0	0
1/22	GB	5	5	0.0	0.0	0	0	0	0	3
2/5	NE	11	9	0.0	0.0	1	82t	0	1	3
TOTALS		19	17	0.0	0.0	1	82t	0	1	6

2014 GAME-BY-GAME STATISTICS

DATE	OPP	TK	SO	SK	YDS	INT	YDS	FF	FR	PD
9/7	NO	5	3	0.0	0.0	0	0	0	0	2
9/15	@CIN	5	2	0.0	0.0	0	0	0	0	0
9/18	TB	2	2	0.0	0.0	0	0	0	0	2
9/28	@MIN	3	3	0.0	0.0	0	0	0	0	0
10/5	@NYG	1	0	0.0	0.0	0	0	0	0	2
10/12	CHI	5	3	0.0	0.0	0	0	0	0	2
10/19	@BAL	2	2	0.0	0.0	2	21	0	0	2
10/26	DET	3	1	0.0	0.0	1	0	0	0	0
11/9	@TB	9	8	0.0	0.0	0	0	0	0	1
11/16	@CAR	1	1	0.0	0.0	0	0	0	0	0
11/23	CLE				INACTIVE					
11/30	ARI				INACTIVE					
12/8	@GB				INACTIVE					
12/14	PIT				INACTIVE					
12/21	@NO				INJURED-RESERVE					
12/28	CAR				INJURED-RESERVE					
TOTALS		36	25	0.0	0.0	3	21	0	0	11
CAREER		79	61	0.0	0.0	5	21	1	1	19

2015 GAME-BY-GAME STATISTICS

DATE	OPP	TK	SO	SK	YDS	INT	YDS	FF	FR	PD
9/14	PHI	1	0	0.0	0.0	0	0	0	0	1
9/20	@NYG	4	4	0.0	0.0	0	0	0	0	1
9/27	@DAL	1	1	0.0	0.0	0	0	0	0	0
10/4	HOU	1	1	0.0	0.0	0	0	0	0	3
10/11	WAS	1	1	0.0	0.0	2	76	0	0	2
10/15	@NO	5	5	0.0	0.0	0	0	0	0	0
10/25	@TEN	6	5	0.0	0.0	0	0	0	0	0
11/1	TB	4	3	0.0	0.0	0	0	0	0	0
11/8	@SF				INACTIVE					
11/22	IND	3	2	0.0	0.0	0	0	0	0	0
11/29	MIN	2	1	0.0	0.0	0	0	0	0	0
12/6	@TB	2	0	0.0	0.0	0	0	0	0	1
12/13	@CAR	5	5	0.0	0.0	0	0	0	0	2
12/20	@JAX	1	1	0.0	0.0	0	0	0	0	2
12/27	CAR	7	6	0.0	0.0	0	0	0	0	2
1/3	NO	7	7	0.0	0.0	0	0	0	0	1
TOTALS		50	42	0.0	0.0	2	76	0	0	15
CAREER		129	103	0.0	0.0	7	97	1	1	34

2013 GAME-BY-GAME STATISTICS

DATE	OPP	TK	SO	SK	YDS	INT	YDS	FF	FR	PD
9/8	@NO	3	3	0.0	0.0	1	0	0	0	2
9/15	STL	4	3	0.0	0.0	0	0	0	0	0
9/22	@MIA	0	0	0.0	0.0	0	0	0	0	0
9/29	NE	4	4	0.0	0.0	0	0	0	0	0
10/7	NYJ	0	0	0.0	0.0	0	0	0	0	0
10/20	TB	2	1	0.0	0.0	0	0	0	0	2
10/27	@ARZ	2	2	0.0	0.0	0	0	0	0	1
11/3	@CAR	2	2	0.0	0.0	1	0	0	0	1
11/10	SEA	2	1	0.0	0.0	0	0	0	0	0
11/17	@TB	1	1	0.0	0.0	0	0	0	0	0
11/21	NO	1	0	0.0	0.0	0	0	0	0	0
12/1	@BUF	2	1	0.0	0.0	0	0	0	1	1
12/8	@GB	6	4	0.0	0.0	0	0	0	0	1
12/15	WAS	8	7	0.0	0.0	0	0	0	0	0
12/23	@SF	3	3	0.0	0.0	0	0	0	0	0
12/29	CAR	3	3	0.0	0.0	0	0	1	0	0
TOTALS		43	36	0.0	0.0	2	0	1	1	8
CAREER		43	36	0.0	0.0	2	0	1	1	8

37**RICARDO ALLEN**
SAFETY
PURDUE
(3RD YEAR WITH FALCONS)**HEIGHT:**
5'9"**WEIGHT:**
186**BIRTHDATE:**
12/18/91**NFL EXP:**
3 YRS**ACQUIRED:**
D5a-'14**TRANSACTIONS**

- » Selected as a fifth round (147th overall) draft choice by Atlanta in 2014.

2016 (FALCONS)

- » Started all 16 games at safety, totaling 90 tackles (61 solo) with two interceptions and three passes defended.
- » Notched 14 tackles (six solo) with two interceptions during the postseason in Atlanta's run to Super Bowl LI.

CAREER

- » In two seasons, has played in 31 games with 30 starts while totaling 158 tackles, one sack, five interceptions, one forced fumble and eight passes defended.
- » Made the switch from cornerback to safety during the 2015 offseason. Played in 15 games with 14 starts in his first year on the active roster.
- » Played in 15 games with 14 starts in 2015. Totaled 68 tackles (59 solo) with three interceptions, one sack, one fumble recovery, and five passes defended.
- » Made his first NFL start vs. Philadelphia (9/14). Recorded seven tackles (five solo) and grabbed his first career interception, picking off QB Sam Bradford with 1:17 remaining in the game to secure a 26-24 Falcons win.
- » Spent the 2014 season as a member of the Falcons practice squad.

COLLEGE

- » Earned All-Big 10 honors all four years at Purdue and finished his career as the Boilermakers' record holder with four interception returns for touchdowns, 13 interceptions and 263 total tackles.

- » Led the Boilermakers with six interceptions during his senior season in 2013 while adding 53 tackles (42 solo), with four tackles for loss, and 12 passes defended.
- » Started 11 games as a junior in 2012, earning All-Big 10 honors after posting 46 tackles, (43 solo), four tackles for loss, one sack, one interception, four passes broken up, and one forced fumble.
- » Tallied 81 total tackles (62 solo), three tackles for loss, and a team-high three interceptions as a sophomore in 2011.
- » Started 12 games as a true freshman, earning second team Freshman All-America honors from Scout.com and was named a second team All-Big 10 selection. Tied for third on the team with 83 total tackles (56 solo), 3.5 tackles for loss, one sack, and a team-high three interceptions during his first season at Purdue in 2010.
- » Returned a pair of interceptions for touchdowns as a freshman in games, vs. Michigan (94 yards) and at No. 11 Michigan State (35 yards), while leading the Big 10 Conference with 129 total interception return yards.

PERSONAL

- » Attended Mainland (Daytona Beach, Fla.) High School where he was a first team Daytona Beach News Journal All-Area selection as senior after posting 64 tackles and two interceptions. Also played soccer and participated in track and field.
- » Majored in general health sciences at Purdue. Is a student of football as he enjoys training, studying film, and lifting weights.

ALLEN'S CAREER STATISTICS

YEAR	GP/GS	TK	SO	AST	SK	YDS	INT	YDS	LG	TD	PD	FF	FR	YDS	TD
2015	ATL	15/14	68	59	9	1.0	0.0	3	13	0	5	0	1	0	0
2016	ATL	16/16	90	61	29	0.0	0.0	2	3	0	3	0	0	0	0
TOTAL		31/30	158	120	38	1.0	0.0	5	16	13	0	8	0	1	0

ALLEN'S POSTSEASON STATISTICS

YEAR	GP/GS	TK	SO	AST	SK	YDS	INT	YDS	LG	TD	PD	FF	FR	YDS	TD
2016	ATL	3/3	14	6	8	0.0	0.0	2	45	45	0	2	0	0	0
TOTAL		3/3	14	6	8	0.0	0.0	2	45	45	0	2	0	0	0

ALLEN'S BEST GAMES

TACKLES	SACKS	INTERCEPTIONS	PASSES DEFENSED
8, Two Times	1 vs. TB (11/1/15)	1, Five Times	1, Seven Times
Last vs. SD (10/23/16)		Last @ LA (12/11/16)	Last @ LA (12/11/16)
7, Three Times			
Last @ OAK (9/18/16)			

2016 GAME-BY-GAME STATISTICS

DATE	OPP	TK	SO	SK	YDS	INT	YDS	FF	FR	PD
9/11	TB	7	5	0.0	0.0	0	0	0	0	0
9/18	@OAK	7	4	0.0	0.0	0	0	0	0	0
9/26	@NO	6	5	0.0	0.0	0	0	0	0	0
10/2	CAR	5	3	0.0	0.0	0	0	0	0	0
10/9	@DEN	1	1	0.0	0.0	1	0	0	0	1
10/16	@SEA	6	0	0.0	0.0	0	0	0	0	0
10/23	SD	8	7	0.0	0.0	0	0	0	0	0
10/30	GB	4	4	0.0	0.0	0	0	0	0	0
11/3	@TB	7	4	0.0	0.0	0	0	0	0	0
11/23	@PHI	5	5	0.0	0.0	0	0	0	0	0
11/27	ARI	5	4	0.0	0.0	0	0	0	0	0
12/4	KC	8	5	0.0	0.0	0	0	0	0	0
12/11	@LA	6	5	0.0	0.0	1	3	0	0	1
12/18	SF	5	3	0.0	0.0	0	0	0	0	0
12/24	@CAR	4	2	0.0	0.0	0	0	0	0	0
1/1	NO	6	4	0.0	0.0	0	0	0	0	1
TOTALS		90	61	0.0	0.0	2	3	0	0	3
CAREER		158	120	1.0	0.0	5	16	0	1	8

2016 POSTSEASON STATISTICS

DATE	OPP	TK	SO	SK	YDS	INT	YDS	FF	FR	PD
1/14	SEA	2	0	0.0	0.0	1	45	0	0	1
1/22	GB	5	3	0.0	0.0	1	0	0	0	1
2/5	NE	7	3	0.0	0.0	0	0	0	0	0
TOTALS		14	6	0.0	0.0	2	45	0	0	2

2015 GAME-BY-GAME STATISTICS

DATE	OPP	TK	SO	SK	YDS	INT	YDS	FF	FR	PD
9/14	PHI	7	5	0.0	0.0	1	0	0	0	1
9/20	@NYG	3	3	0.0	0.0	0	-	-	-	0
9/27	@DAL	7	7	0.0	0.0	0	0	0	0	0
10/4	HOU	INACTIVE								
10/11	WAS	3	2	0.0	0.0	0	0	0	0	0
10/15	@NO	5	5	0.0	0.0	0	0	0	0	1
10/25	@TEN	6	6	0.0	0.0	0	0	0	0	0
11/1	TB	6	5	1.0	0.0	0	0	0	0	0
11/8	@SF	1	1	0.0	0.0	0	0	0	0	0
11/22	IND	3	3	0.0	0.0	1	13	0	0	1
11/29	MIN	6	3	0.0	0.0	1	0	0	0	1
12/6	@TB	8	8	0.0	0.0	0	0	0	0	1
12/13	@CAR	3	3	0.0	0.0	0	0	0	0	1
12/20	@JAX	5	4	0.0	0.0	0	0	0	0	0
12/27	CAR	3	3	0.0	0.0	0	0	0	0	0
1/3	NO	2	1	0.0	0.0	0	0	0	0	0
TOTALS		68	59	1.0	0.0	3	13	0	1	5
CAREER		68	59	1.0	0.0	3	13	0	1	5

44

VIC BEASLEY JR.
OUTSIDE LINEBACKER
CLEMSON
 (3RD YEAR WITH FALCONS)



HEIGHT:
6'3"

WEIGHT:
246

BIRTHDATE:
7/8/92

NFL EXP:
3 YRS

ACQUIRED:
D1-'15

TRANSACTIONS

- » Selected by the Falcons in the first round (8th overall) of the 2015 NFL Draft.

2016 (FALCONS)

- » Saw action in all 16 games with 12 starts. Led the NFL with 15.5 sacks and added 39 tackles (32 solo), 15 quarterback hits, 10 tackles for loss, and six forced fumbles. Also posted 28 quarterback hurries.
- » Named to his first Pro Bowl and earned AP All-Pro honors for his breakout performance in 2016.
- » His 15.5 sacks are the second most by a Falcon in a single season since sacks became an official statistic in 1982. Only John Abraham had more with 16.5 in 2008.
- » Had a breakout game at Denver (10/9), posting a career-best 3.5 sacks and eight total tackles along with a pair of forced fumbles. His 3.5 sacks are tied for the fourth most in a single game in franchise history (Chuck Smith/Claude Humphrey 5.0; Claude Humphrey 4.0; John Abraham 3.5) and were the most by a player in a single game this season.
- » Became the first Falcons to record double-digit sacks in a single season since John Abraham (10) in 2012, dropping Alex Smith for a four-yard loss against Kansas City (12/4). Also tied Lester Archambeau for the second-most forced fumbles in a single season in club history with five.
- » Recorded his fourth multi-sack game of the season and scored his first career touchdown in Atlanta's 42-14 win at Los Angeles (12/11). Forced his sixth fumble of the season and returned the ball 21 yards for a TD. Became the 10th player in NFL history - first Falcon - to have three sacks and a FR-TD in a game since sacks became an official statistic in 1982.

CAREER

- » In two seasons, has played in 32 games with 28 starts while totaling 66 tackles (52 solo), 19.5 sacks, one interception, 13 tackles for loss, eight forced fumbles, and five passes defended.
- » Started all 16 games and led the team with four sacks. Added 27 tackles (20 solo), one interception, two forced fumbles, and two passes defended. According to NFL True Media, Beasley's four sacks were a Falcons rookie record.
- » Started his first NFL game and recorded three tackles (one solo) while adding one quarterback hit and one pass defense against Philadelphia (9/14).
- » Notched his first NFL sack at New York (9/20), dropping QB Eli Manning and forcing a fumble. Also added five tackles (three solo).
- » Posted four tackles, one pass defense, one forced fumble, and this fourth sack of the season against Carolina (12/27). Sealed the win with a 13-yard strip-sack of QB Cam Newton in the fourth quarter.

COLLEGE

- » Appeared in 48 games for Clemson, starting in 28 of those contests. He is the all-time sack leader for Clemson with 33 career sacks, fourth in tackles for loss with 52.5 and seventh in forced fumbles with seven.
- » As a senior in 2014, he was one of three finalists for the Bednarik Award, one of four finalists for the Lombardi Award and one of six finalists for the Hendricks Award. He was first-team All-American by AFCA, AP, College Sports Madness and Walter Camp. He was also voted ACC defensive player of the year and first team all-ACC.
- » In 2013, he was a first-team All-ACC selection and was a menace of the field recording 44 tackles, 23 tackles for loss, 13 sacks, six pass breakups, four caused fumbles and one recovered fumble in 13 starts.

» As a sophomore, he was voted honorable mention sophomore All-American. He showed that he would be an impressive player when he lead the team in sacks with eight, which was fourth most in the ACC. He also had 18 tackles and eight tackles for loss.

PERSONAL

» Rated as the No. 16 athlete in the nation by ESPN, the number 37 athlete in the nation and No. 37 player in Georgia by Rivals.com.

» Played running back in high school. During his senior year he had 120 rushes for 828 yards and seven touchdowns. Also had seven punt returns for a 17.3-yard average and two touchdowns. In his only kickoff return he took it 80 yards for a touchdown.

» He was first-team all-state by AP and Georgia Sportswriter Association. Also named all-county and all-area as a junior and senior while playing high school and AAU basketball. He averaged a double-double for the Georgia All-Stars.

» His late father, Victor, played football at Auburn from 1982-1984.

» He graduated Aug. 8, 2014 before his final season at Clemson with a degree in sociology.

BEASLEY'S CAREER STATISTICS

YEAR	GP/GS	TK	SO	AST	SK	YDS	INT	YDS	LG	TD	PD	FF	FR	YDS	TD
2015	ATL	16/16	27	20	7	4.0	35.0	1	0	0	0	3	2	0	0
2016	ATL	16/12	39	32	7	15.5	93.0	0	0	0	0	2	6	1	21
TOTAL		32/28	66	52	14	19.5	128.0	1	0	0	0	5	8	1	21

BEASLEY'S BEST GAMES

TACKLES	SACKS	INTERCEPTIONS	FORCED FUMBLES
8 @ DEN (10/9/16)	3.5 @ DEN (10/9/16)	1 @ SF (11/8/15)	2 @ DEN (10/9/16)
5 @ NYG (9/20/15)	3.0 @ LA (12/11/16)		1, Six Times
4 vs. CAR (12/13/15)	2.0, Two Times		Last @ LA (12/11/16)
	Last @ PHI (11/13/16)		

BEASLEY'S POSTSEASON STATISTICS

YEAR	GP/GS	TK	SO	AST	SK	YDS	INT	YDS	LG	TD	PD	FF	FR	YDS	TD
2016	ATL	3/2	2	0	2	0.0	0.0	0	0	0	0	2	0	0	0
TOTAL		3/2	2	0	2	0.0	0.0	0	0	0	0	2	0	0	0



Vic Beasley Jr.'s 15.5 sacks in 2016 are the third most in a single season in team history.

2016 GAME-BY-GAME STATISTICS

DATE	OPP	TK	SO	SK	YDS	INT	YDS	FF	FR	PD
9/11	TB	0	0	0.0	0.0	0	0	0	0	0
9/18	@OAK	2	2	1.0	0.0	0	0	0	0	0
9/26	@NO	3	3	0.0	0.0	0	0	0	0	0
10/2	CAR	1	1	0.0	0.0	0	0	0	0	0
10/9	@DEN	8	7	3.5	26.0	0	0	2	0	0
10/16	@SEA	3	2	0.0	0.0	0	0	0	0	1
10/23	SD	3	2	2.0	13.0	0	0	1	0	0
10/30	GB	3	2	1.0	7.0	0	0	0	0	0
11/3	@TB	3	2	0.0	0.0	0	0	0	0	0
11/23	@PHI	4	3	2.0	10.0	0	0	1	0	0
11/27	ARI	0	0	0.0	0.0	0	0	0	0	1
12/4	KC	1	1	1.0	4.0	0	0	1	0	0
12/11	@LA	3	3	3.0	27.0	0	0	1	1	0
12/18	SF	1	1	1.0	5.0	0	0	0	0	0
12/24	@CAR	2	1	0.0	0.0	0	0	0	0	0
1/1	NO	2	2	1.0	1.0	0	0	0	0	0
TOTALS		39	32	15.5	93.0	0	0	6	1	2
CAREER		66	49	19.5	128.0	0	0	8	1	5

2016 POSTSEASON STATISTICS

DATE	OPP	TK	SO	SK	YDS	INT	YDS	FF	FR	PD
1/14	SEA	2	0	0.0	0.0	0	0	0	0	0
1/22	GB	0	0	0.0	0.0	0	0	0	0	1
2/5	NE	0	0	0.0	0.0	0	0	0	0	1
TOTALS		2	0	0.0	0	0	0	0	0	2

2015 GAME-BY-GAME STATISTICS

DATE	OPP	TK	SO	SK	YDS	INT	YDS	FF	FR	PD
9/14	PHI	3	1	0.0	0.0	0	0	0	0	1
9/20	@NYG	5	3	1.0	0.0	0	0	1	0	0
9/27	@DAL	2	2	1.0	9.0	0	0	0	0	0
10/4	HOU	1	1	0.0	0.0	0	0	0	0	0
10/11	WAS	1	1	0.0	0.0	0	0	0	0	0
10/15	@NO	3	2	0.0	0.0	0	0	0	0	0
10/25	@TEN	2	2	0.0	0.0	0	0	0	0	0
11/1	TB	2	0	0.0	0.0	0	0	0	0	0
11/8	@SF	1	1	0.0	0.0	1	0	0	0	0
11/22	IND	1	1	0.0	0.0	0	0	0	0	0
11/29	MIN	0	0	0.0	0.0	0	0	0	0	0
12/6	@TB	0	0	0.0	0.0	0	0	0	0	0
12/13	@CAR	2	2	1.0	13.0	0	0	0	0	0
12/20	@JAX	0	0	0.0	0.0	0	0	0	0	0
12/27	CAR	4	4	1.0	13.0	0	0	1	0	1
1/3	NO	0	0	0.0	0.0	0	0	0	0	0
TOTALS		27	20	4.0	35.0	1	0	2	0	2
CAREER		27	20	4.0	35.0	1	0	2	0	2

5

MATT BOSHER
PUNTER
MIAMI (FL.)
 (7TH YEAR WITH FALCONS)

**HEIGHT:****6'0"****WEIGHT:****208****BIRTHDATE:****10/18/87****NFL EXP:****7 YRS****ACQUIRED:****D6-'11**

TRANSACTIONS

- » Selected as a sixth round (192nd pick overall) draft choice by Atlanta in 2011.

2016 (FALCONS)

- » Punted 44 times for 2,060 yards with a 46.8-yard average (41.6 net average) one touchback and 21 kicks downed inside the 20 in 15 games this season.
- » Boomed a season long 68 yard punt at Denver (10/9). Averaged a career high 61.7 yards on three punts with on downed inside the Broncos 20-yard line.

CAREER

- » In six seasons, Boshers has punted 367 times for 16,861 yards while averaging a franchise best 45.9 yards per punt (40.5 net average). Has kicked off 513 times with 283 touchbacks.
- » Punted 58 times for 2,735 yards and averaged 47.2 yards per kick - 40.4 net yards per punt in 2015. Also boomed a career long 69-yard punt and dropped 24 kicks inside the 20-yard line. Added 74 kickoffs and set a career high with 52 touchbacks.
- » Held a 45.7 yard punting average, while also recording a 40.8 yard net punting average. Tied a career high with 27 punts dropped inside the 20-yard line in 2014.
- » Named NFC Special Teams Player of the Week in Week 15 at New Orleans when he downed four punts inside the 20, including three punts inside or at the 10-yard line.
- » Boasted a 46.6 yard punting average while breaking his own franchise record and ranking sixth in the NFL with a 41.1 yard net punting average in 2013. Also dropped 26 punts inside the 20-yard line.

- » Kicked off 73 times with 50 touchbacks and three recovered onside kicks. His consistency led to touchbacks on 68.5 percent of his kick-offs, a mark ranked third in the NFL in 2013.
- » Boshers's three successful onside kicks in 2013 were the most in the NFL since 2007 when Arizona's Neil Rackers also had three successful onside attempts.
- » Punted 60 times for 2,827 yards, with a 47.1 yard average and set a franchise record with a 40.7 yard net punting average in 2012.
- » His three touchbacks on punts in 2012 were the lowest total by a Falcons punter since Michael Koenen had three in 2009.
- » Set a franchise record with 45 touchbacks on kickoffs, breaking Koenen's club best 28 set in 2009.
- » Punted 70 times pinning opponents inside their own 20 yard line 27 times, which was tied for the fourth-highest total in a single season in team history in 2011.
- » Averaged 42.7 per kick and the Falcons allowed 4.8 yards per punt return, which was tops in the NFL in 2011.
- » In 2011, Falcons opponents started 62 of their 180 offensive possessions inside their own 20-yard line, which led the League.

COLLEGE

- » Served as the Hurricanes primary placekicker and punter, appearing in 50 games during his career.
- » Set a school record after connecting on 14 consecutive field goal attempts between 2009 and 2010.
- » Posted a string of 105-straight PATs, which is the second-best streak in Miami annals. His 127 PATs and 260 points scored both placed seventh in Hurricanes annals.

- » Connected on 45 field goals as a Hurricane, posting a field goal percentage of 84.9 (45-of-53), including 9-of-13 attempts of 40-or-more yards.
- » As a punter, placed 70-of-234 attempts inside the 20-yard line, finishing with a 41.7-yard average, and averaged at least 40.0 yards in each of his four seasons handling punting duties.
- » Had 49 punts for 50 yards or longer and forced opponents to call for 82 fair catches.
- » Closed out his career ranked second in school history in consecutive PATs made (105), tied for fifth in field goals made (45), seventh in point after touchdowns made (127), in total points scored (260) and points scored kicking (260).
- » As a senior, earned first-team All-Atlantic Coast Conference honors as a punter from The NFL Draft Report and second-team accolades from the league's media and coaches. He was named the team's Special Teams Player of the Year and was a candidate for the Lowe's Senior Class Award.
- » In his junior season, earned All-Atlantic Coast Conference first-team honors as a kicker and second-team recognition as a punter. Ranked second in the league with a 42.53-yard average on 51 punts for 2,169 yards, placing 23 kicks inside the 20-yard line with 12 attempts for 50 yards or longer, seven touchbacks and 21 fair catches.

- » As a sophomore, earned second-team All-ACC honors as a kicker and punter, while receiving the Jack Harding Award, given to the team's MVP. Was also a semi-finalist for the Lou Groza Award, given to the nation's top kicker.

PERSONAL

- » Attended Jupiter (Fla.) High School where Scout.com regarded Boshier as the best kicker in the prep ranks, giving him a four-star prospect rating. He was also rated the top kicker in the nation by Rivals.com.
- » Earned U.S. Army All-American honors and was selected to play in the U.S. Army All American Bowl game after his senior season.
- » Was rated the state of Florida's best kicking specialist by the Florida Times-Union and the two-time All-State selection was also the recipient of the Lou Groza Award for Palm Beach County as a junior and senior.
- » Named the Atlanta Falcons Walter Payton Man of the Year award in 2012. The Atlanta Falcons Man of the Year award recognizes a player's off-the-field community service. Each team in the NFL nominates one player from their organization for this prestigious honor.

BOSHER'S CAREER STATISTICS

			PUNTING								FIELD GOALS					KICKOFFS			
YEAR	GP/GS	NO	YDS	AVG	NET	TB	20	LG	BK	FG	ATT	%	LG	PAT	ATT	PTS	KO	TB	
2011	ATL	16/0	70	2,990	42.7	38.9	4	27	59	1	0	0	0.0	0	0	0	0	87	25
2012	ATL	16/0	60	2,847	46.7	40.7	4	22	63	2	0	0	0.0	0	0	0	0	93	45
2013	ATL	16/0	68	3,166	46.6	41.1	2	26	63	2	0	0	0.0	0	0	0	0	73	50
2014	ATL	16/0	67	3,063	45.7	40.8	4	27	66	0	0	0	0.0	0	0	0	0	83	46
2015	ATL	16/0	58	2,735	47.2	40.4	4	24	69	1	0	0	0.0	0	0	0	0	74	52
2016	ATL	15/0	44	2,060	46.8	41.6	1	21	68	0	0	0	0.0	0	0	0	0	105	65
TOTALS		95/0	367	16,861	45.9	40.5	19	147	69	6	0	0	0.0	0	0	0	0	513	283

BOSHER'S POSTSEASON STATISTICS

			PUNTING								FIELD GOALS				KICKOFFS				
YEAR	GP/GS	NO	YDS	AVG	NET	TB	20	LG	BK	FG	ATT	%	LG	PAT	ATT	PTS	KO	TB	
2011	ATL	1/0	7	322	46.0	42.0	0	1	59	0	0	0	0.0	0	0	0	0	1	0
2012	ATL	2/0	4	174	43.5	32.5	0	1	48	0	0	0	0.0	0	0	0	0	11	7
2016	ATL	3/0	11	492	44.7	39.4	1	7	60	0	0	0	0.0	0	0	0	0	21	14
TOTALS		6/0	22	988	44.9	39.0	1	9	60	0	0	0	0.0	0	0	0	0	33	21




MATT BRYANT

PLACEKICKER

BAYLOR

(9TH YEAR WITH FALCONS)



HEIGHT:
5'9"

WEIGHT:
203

BIRTHDATE:
5/29/75

NFL EXP:
16 YRS

ACQUIRED:
FA-'09

TRANSACTIONS

- » Originally signed as a free agent by the New York Giants in 2002 and was allocated to NFL Europa.
- » Released by the Giants in 2004 and competed in four games between the Indianapolis Colts and Miami Dolphins.
- » Signed by Tampa Bay as a free agent on March 2, 2005.
- » Released by the Buccaneers on September 5, 2009 and competed with the Florida Tuskers of the UFL.
- » Signed by the Falcons as a free agent on December 1, 2009.
- » Signed by the Falcons as a free agent on July 29, 2011.

2016 (FALCONS)

- » Named to his first career Pro Bowl in 2016. Converted 34-of-37 field goal attempts, including a 59-yard long, while adding 56 extra points. Lead the league in scoring with 158 points, setting a new franchise record.
- » Bryant's 158 points in 2016 led the NFL and rank tied for the 10th most in a single season in NFL history.
- » Became the Falcons all-time leading scorer, surpassing Morten Andersen (806) against Green Bay (10/30). Has totaled 884 points in his Falcons career.
- » Surpassed Andersen's franchise record for career field goals with his 185th kick at Philadelphia (11/13).
- » Booted a 59-yard field goal against Kansas City (12/4), his longest field goal of the season and the second longest kick of his career.

CAREER

- » In eight seasons in Atlanta, has connected on 196 of 222 field goals (88.3 percent), including 24 of 32 kicks from beyond 50 yards. Has tallied 892 points during his Falcons career, breaking the franchise record of 806 points in 2016.
- » Converted 14-of-18 field goals in 10 games before being placed on injured reserve in 2015. Also made all 26 of his PAT attempts.
- » Connected on two of his four field goal attempts against Washington (10/11). His streak of 28 straight made field goals was the second-longest in team history behind his stretch of 30 consecutive FGs between 2010 and 2011.
- » Connected on 29 of his 32 field goals, including several game winners, and moved into second on the franchise's all-time scoring list. Also had an NFL best seven kicks from 50-yards-or-longer in 2014.
- » Became the fourth player in NFL history to kick a 50+ yard field goal with less than a minute remaining in regulation to force overtime in addition to converting a 50+ game-winning field goal in overtime vs. New Orleans (9/7/14).
- » Was five-for-five on field goal attempts, which is a career high. His 17 total points tied him for the fourth-highest point total by any kicker in a single game in franchise history vs. Arizona (11/30/14).
- » Hit 33 of 38 field goal attempts (86.8 percent) in 2012, including all four of his attempts of 50 yards or longer. Also connected on all 44 of his extra point attempts and scored 143 points.
- » Hit a 49-yard game winning field goal with 13 seconds remaining in the Falcons NFC Divisional Playoff matchup with the Seattle Seahawks (1/13/13).

- » In 2012, ranked third in the NFL and set a franchise record with 143 points, breaking Jay Feely's previous record of 138 set in 2002.
- » In 2011, set a franchise record by connecting on 30 consecutive field goals, breaking K Norm Johnson's record of 26 in a row set between 1992 and 1993.
- » Kicked the second-longest game-winning field goal in NFL history after splitting the uprights on a 62-yarder against Philadelphia in 2006.
- » Has earned NFC Player of the Week honors seven times (twice with the Buccaneers, the New York Giants and three times with the Falcons), including two times in 2010, and player of the month honors once during his career.
- » Following the 2008 season, was honored by the PFWA with the Halas Award, which goes to the individual in the NFL who overcame the most adversity to succeed during a season.
- » Was named the Buccaneers 2007 Man of the Year and a finalist for the NFL Walter Payton Man of the Year award for his work on and off the football field.
- » Was the Buccaneers 2008 Ed Block Courage Award recipient.
- » Married to Melissa, and the couple has seven children. The couple's youngest son, Matthew Tryson, passed away in September of 2008.
- » Attended several events to support the March of Dimes Georgia chapter during the 2010 season. He attended a special Prematurity Town Hall Forum at Zoo Atlanta, Bowling for Babies and an Evening of Excellence, where he and his wife, Melissa, spoke about how the March of Dimes has impacted their lives and the great work that they do to support babies all across the nation.
- » Participated in the Extra Yard partnership program and donated his tickets to the March of Dimes Georgia.
- » Attended a special night at Andretti's Indoor Karting & Games with several children from the Make A Wish Foundation of Georgia/Alabama, bowling for Challenged Child & Friends and Fishing with the Falcons (a special fishing outing on Lake Lanier with wounded military veterans).

COLLEGE

- » A graduate of Baylor University, ranked seventh on the school's all-time scoring list with 105 points (21 field goals and 42 extra points).
- » His 21 field goals placed him fifth in Bears history while his 42 of 42 PATs set the school record with a 100 percent success rate.
- » Attended Trinity Valley Junior College for two years and was twice named a junior college All-America selection.

PERSONAL


- » Attended Bridge City High School in Texas where his 52-yard field goal is still the school record.

BRYANT'S CAREER STATISTICS

YEAR	GP/GS	FIELD GOALS							KICKOFFS									
		FG	ATT	%	LG	PAT	ATT	PTS	KO	TB	NO	YD	AVG	NET	TB	20	LG	BK
2002 NYG	16/0	26	32	81.3	47	30	32	108	70	2	0	0	0.0	0	0	0	0	0
2003 NYG	11/0	11	14	78.6	47	17	17	50	38	2	0	0	0.0	0	0	0	0	0
2004IND/MIA	4/0	3	4	75.0	47	12	12	21	18	0	0	0	0.0	0	0	0	0	0
2005 TB	15/0	21	25	84.0	50	31	31	94	66	5	0	0	0.0	0	0	0	0	0
2006 TB	16/0	17	22	77.3	62	23	23	73	53	4	0	0	0.0	0	0	0	0	0
2007 TB	16/0	28	33	84.8	49	34	34	118	74	6	0	0	0.0	0	0	0	0	0
2008 TB	16/0	32	38	84.2	49	35	36	131	81	6	0	0	0.0	0	0	0	0	0
2009 ATL	5/0	7	10	70.0	51	10	10	31	0	0	1	36	36.0	36	0	1	36	0
2010 ATL	16/0	28	31	90.3	51	44	44	128	0	0	0	0	0.0	0	0	0	0	0
2011 ATL	16/0	27	29	93.1	51	45	45	126	0	0	0	0	0.0	0	0	0	0	0
2012 ATL	16/0	33	38	86.8	55	44	44	143	0	0	0	0	0.0	0	0	0	0	0
2013 ATL	16/0	24	27	88.9	53	39	39	111	0	0	0	0	0.0	0	0	0	0	0
2014 ATL	16/0	29	32	90.6	54	40	40	127	0	0	0	0	0.0	0	0	0	0	0
2015 ATL	10/0	14	18	77.8	47	26	26	68	0	0	0	0	0.0	0	0	0	0	0
2016 ATL	16/0	34	37	91.9	59	56	57	158	0	0	0	0	0.0	0	0	0	0	0
TOTALS	205/0	334	390	85.6	62	485	490	1,487	406	25	1	36	36.0	36	0	1	36	0

BRYANT'S PLAYOFF STATISTICS

		FIELD GOALS							KICKOFFS									
YEAR	GP/GS	FG	ATT	%	LG	PAT	ATT	PTS	KO	TB	NO	YD	AVG	NET	TB	20	LG	BK
2002	NYG 1/0	1	2	50.0	21	5	5	8	7	0	0	0	0.0	0	0	0	0	0
2005	TB 1/0	1	1	100.0	43	1	1	4	3	0	0	0	0.0	0	0	0	0	0
2007	TB 1/0	0	0	-	-	2	2	2	3	0	0	0	0.0	0	0	0	0	0
2010	ATL 1/0	0	0	-	-	3	3	3	0	0	0	0	0.0	0	0	0	0	0
2012	ATL 2/0	4	4	100.0	49	6	6	18	0	0	0	0	0.0	0	0	0	0	0
2016	ATL 3/0	3	3	100.0	35	13	14	22	0	0	0	0	0.0	0	0	0	0	0
TOTALS	9/0	9	10	90.0	49	30	31	57	13	0	0	0	0.0	0	0	0	0	0



K Matt Bryant broke Morten Andersen's franchise scoring record in Week 8 vs. Green Bay.

50**DE'VONORE CAMPBELL**
LINEBACKER
MINNESOTA
(2ND YEAR WITH FALCONS)**HEIGHT:****6"5'****WEIGHT:****239****BIRTHDATE:****7/1/93****NFL EXP:****2****ACQUIRED:****D4-'16****TRANSACTIONS**

- » Selected by the Falcons in the fourth round (115th overall) of the 2016 NFL Draft.

2016 (FALCONS)

- » In 10 games, notched 48 tackles (35 solo) with five tackles for loss, one quarterback hit, one forced fumble, one interception, and seven passes defended.
- » Started at linebacker in his NFL debut against Tampa Bay (9/11). Posted four tackles (four solo) with one tackle for loss.
- » Snagged his first career interception, picking off QB Carson Palmer, to seal Atlanta's 38-19 win over Arizona (11/27). Added four tackles and three passes defended.

COLLEGE

- » Played in 39 games with 27 starts during his three years with the Gophers. He finished his career at Minnesota with 208 tackles, 16 tackles for loss, and 6.5 sacks.
- » During his senior season, Campbell was named All-Big Ten Honorable Mention after recording a team high four sacks, and posting three straight games with double-digit tackles.
- » In 2015, competed in 13 games and started 11. finished third on the team with 92 tackles, including 6.5 tackles for loss (team-high 4.0 sacks). Broke up three passes to go along with an interception and forced fumble.

- » Started all 13 games as a junior in 2014 and was named an Academic All-Big Ten selection. Finished third on the team with 75 tackles and added 6.5 tackles for loss with 2.5 sacks. Recovered three fumbles, returned an interception for a touchdown, and broke up one pass.

- » Played in 13 games and started three as a sophomore. Notched 41 tackles, including 3.0 tackles for loss. Broke up one pass and forced one fumble. Made his Minnesota debut against UNLV after transferring from Hutchinson Community College. Recorded three solo tackles, including one tackle for loss in that game.

PERSONAL

- » Helped lead Hutchinson Community College to a 9-3 record and a win in the 2012 Salt City Bowl. Collared 83 tackles (25 solo), averaging 6.9 tackles per game. Recorded eight tackles for loss, 3.5 sacks, four passes defended and one fumble recovery. Also returned an interception 34 yards for a touchdown.
- » Son of Luther and Cathryn Campbell. Earned his degree in business and marketing education and is currently working on his certificate program in human resource development.

CAMPBELL'S CAREER STATISTICS

YEAR	GP/GS	TK	SO	AST	SK	YDS	INT	YDS	LG	TD	PD	FF	FR	YDS	TD
2016	ATL	11/10	48	35	13	0.0	0.0	1	7	0	0	7	1	0	0
TOTAL		11/10	48	35	13	0.0	0.0	1	7	0	0	7	1	0	0

CAMPBELL'S POSTSEASON STATISTICS

YEAR	GP/GS	TK	SO	AST	SK	YDS	INT	YDS	LG	TD	PD	FF	FR	YDS	TD
2016	ATL	3/3	11	8	3	0.0	0.0	0	0	0	0	0	0	0	0
TOTAL		3/3	11	8	3	0.0	0.0	0	0	0	0	0	0	0	0

2016 GAME-BY-GAME STATISTICS

DATE	OPP	TK	SO	SK	YDS	INT	YDS	FF	FR	PD
9/11	TB	4	4	0.0	0.0	0	0	0	0	0
9/18	@OAK				INACTIVE					
9/26	@NO				INACTIVE					
10/2	CAR				INACTIVE					
10/9	@DEN				INACTIVE					
10/16	@SEA	3	2	0.0	0.0	0	0	0	0	0
10/23	SD	10	6	0.0	0.0	0	0	0	0	0
10/30	GB	5	4	0.0	0.0	0	0	0	0	0
11/3	@TB	9	8	0.0	0.0	0	0	1	0	1
11/23	@PHI	2	1	0.0	0.0	0	0	0	0	1
11/27	ARI	4	4	0.0	0.0	1	7	0	0	3
12/4	KC	5	3	0.0	0.0	0	0	0	0	0
12/11	@LA	1	1	0.0	0.0	0	0	0	0	1
12/18	SF	1	0	0.0	0.0	0	0	0	0	0
12/24	@CAR				INACTIVE					
1/1	NO	4	2	0.0	0.0	0	0	0	0	1
TOTALS		48	35	0.0	0.0	1	7	1	0	7
CAREER		48	35	0.0	0.0	1	7	1	0	7

2016 POSTSEASON STATISTICS

DATE	OPP	TK	SO	SK	YDS	INT	YDS	FF	FR	PD
1/14	SEA	4	3	0.0	0.0	0	0	0	0	0
1/22	GB	3	2	0.0	0.0	0	0	0	0	0
2/5	NE	4	3	0.0	0.0	0	0	0	0	0
TOTALS		11	8	0.0	0.0	0	0	0	0	0

99**ADRIAN CLAYBORN****DEFENSIVE END****IOWA****(3RD YEAR WITH FALCONS)****HEIGHT:****6'3"****WEIGHT:****280****BIRTHDATE:****7/6/88****NFL EXP:****7 YRS****ACQUIRED:****FA-'15****TRANSACTIONS**

- » Originally selected by the Tampa Bay Buccaneers in the first round (20th overall) of the 2011 NFL Draft.
- » Signed by the Falcons on March 12, 2015.

2016 (FALCONS)

- » Played in 13 games with six starts, totaling 22 tackles, 4.5 sacks, eight tackles for loss, 14 quarterback hits, one fumble recovery, one touchdown, and one pass defense.
- » Scored his first career touchdown on a five-yard fumble return against San Diego (10/23). Added three tackles, one sack, two tackles for loss, two quarterback hits and one pass defense.
- » Posted the first multi-sack game of his career, dropping Aaron Rodgers twice in a Week 8 meeting with Green Bay (10/30). Added three tackles, two quarterback hits, and two tackles for loss.

CAREER

- » Has played in 65 games with 47 starts, tallying 148 total tackles (109 solo) with 20.5 sacks, five forced fumbles, two fumble recoveries, and one pass defended.
- » Played in all 16 games with four starts in his first year with the Falcons in 2015. Collared 15 tackles (14 solo) with three sacks and one fumble recovery.
- » Started all 16 games and recorded a career-high with 64 tackles, including 19 for loss, six sacks, and two forced fumbles in 2013. His 19 tackles for loss that season ranked fourth in the

NFL behind DE Robert Quinn (23), DE J.J. Watt (22), and LB Lavonte David (20). Added 14.5 run stuffs, which tied for the NFL lead, with David and Watt, according to STATS, LLC.

- » Started the first three games of the 2012 season before seeing the year cut short by injury.
- » As a rookie in 2011, started all 16 game and posted 54 tackles (26 solo), 7.5 sacks, and three forced fumbles.

COLLEGE

- » Was a two-time team captain that started in 37 of 50 games played, including his last 30 games during his Iowa career (2007-10). He recorded 192 tackles to go with 19.0 sacks, 37.5 tackles for loss, seven forced fumbles, and one fumble recovery while earning All-Big Ten honors following his junior and senior seasons.

PERSONAL

- » Attended Webster Groves High School where he was a four-year letterman and team captain. Recorded 240 tackles, five sacks, four forced fumbles and three interceptions on defense in his career, while adding 42 receptions for 691 yards (16.45 ypc) and 10 touchdowns on offense.
- » Racked up 103 tackles with three sacks, a forced fumble and an interception as a senior while earning all-state and all-conference honors as a linebacker and tight end. Was named the Missouri Player of the Year.

2016 GAME-BY-GAME STATISTICS											
DATE	OPP	TK	SO	SK	YDS	INT	YDS	FF	FR	PD	
9/11	TB	2	2	0.0	0.0	0	0	0	0	0	
9/18	@OAK	2	2	0.0	0.0	0	0	0	0	0	
9/26	@NO	0	0	0.0	0.0	0	0	0	0	0	
10/2	CAR	3	3	0.0	0.0	0	0	0	0	0	
10/9	@DEN	3	2	0.5	3.0	0	0	0	0	0	
10/16	@SEA	1	1	0.0	0.0	0	0	0	0	0	
10/23	SD	3	3	1.0	5.0	0	0	0	1	1	
10/30	GB	3	3	2.0	16.0	0	0	0	0	0	
11/3	@TB	3	3	1.0	5.0	0	0	0	0	0	
11/23	@PHI	0	0	0.0	0.0	0	0	0	0	0	
11/27	ARI	0	0	0.0	0.0	0	0	0	0	0	
12/4	KC	INACTIVE									
12/11	@LA	INACTIVE									
12/18	SF	INACTIVE									
12/24	@CAR	2	0	0.0	0.0	0	0	0	0	0	
1/1	NO	0	0	0.0	0.0	0	0	0	0	0	
TOTALS		22	19	4.5	29.0	0	0	0	1	1	
CAREER		148	109	20.5	131.0	0	0	5	2	1	

2015 GAME-BY-GAME STATISTICS											
DATE	OPP	TK	SO	SK	YDS	INT	YDS	FF	FR	PD	
9/14	PHI	1	1	0.0	0.0	0	0	0	0	0	
9/20	@NYG	0	0	0.0	0.0	0	0	0	0	0	
9/27	@DAL	2	2	1.0	3.0	0	0	0	0	0	
10/4	HOU	0	0	0.0	0.0	0	0	0	0	0	
10/11	WAS	2	2	0.0	0.0	0	0	0	0	0	
10/15	@NO	2	2	1.0	8.0	0	0	0	0	0	
10/25	@TEN	0	0	0.0	0.0	0	0	0	0	0	
11/1	TB	1	1	0.0	0.0	0	0	0	0	0	
11/8	@SF	0	0	0.0	0.0	0	0	0	0	0	
11/22	IND	2	2	0.0	0.0	0	0	0	0	0	
11/29	MIN	1	1	0.0	0.0	0	0	0	0	0	
12/6	@TB	1	0	0.0	0.0	0	0	0	0	0	
12/13	@CAR	1	1	0.0	0.0	0	0	0	0	0	
12/20	@JAX	1	1	1.0	7.0	0	0	0	0	0	
12/27	CAR	0	0	0.0	0.0	0	0	0	0	1	
1/3	NO	1	1	0.0	0.0	0	0	0	0	0	
TOTALS		15	14	3.0	18.0	0	0	0	1	0	
CAREER		124	88	16.0	18.0	0	0	0	1	0	

40

DERRICK COLEMAN

FULLBACK

UCLA

(1ST YEAR WITH FALCONS)



HEIGHT:
6'0"

WEIGHT:
233

BIRTHDATE:
10/18/90

NFL EXP:
4 YRS

ACQUIRED:
FA-'17

TRANSACTIONS

- » Signed by the Minnesota Vikings as a college free agent following the 2012 NFL Draft.
- » Signed by the Seattle Seahawks in December of 2012.
- » Signed by the Atlanta Falcons on March 21, 2017.

CAREER

- » In three seasons, has seen action in 31 games with seven starts. Has recorded 10 carries for 35 yards in addition to 11 catches for 91 yards and a pair of touchdowns.
- » Coleman is the first deaf offensive player in the NFL.

COLLEGE

- » Played in 48 games during his career at UCLA. Ran for 1,780 yards on 341 carries, averaging 5.2 yards per carry and scoring 19 touchdowns. Also added 17 catches for 66 yards.

PERSONAL

- » Born Derrick Lamont Coleman, Jr. on October 18, 1990 in West Los Angeles, CA. Hobbies include all sports, but especially golf and lifting weights.
- » Three-year varsity starter at running back and linebacker at Troy HS in Fullerton, CA. Named team MVP and first-team all-league as a senior.

COLEMAN'S CAREER STATISTICS

YEAR	GP/GS	RUSHING						RECEIVING				
		ATT	YDS	AVG	LG	TD		REC	YDS	AVG	LG	TD
2013	SEA 12/3	2	3	1.5	4	0		8	62	7.8	12	1
2014	SEA 5/1	0	0	0.0	0	0		2	29	14.5	15t	1
2015	SEA 14/3	8	32	4.0	19	0		1	0	0.0	0	0
TOTALS	31/7	10	35	3.5	19	0		11	91	8.3	15t	2

26

TEVIN COLEMAN
RUNNING BACK
INDIANA
 (3RD YEAR WITH FALCONS)



HEIGHT:
6'1"

WEIGHT:
210

BIRTHDATE:
4/16/93

NFL EXP:
3 YRS

ACQUIRED:
D3-'15

TRANSACTIONS

- » Selected by the Falcons in the third round (72nd overall) of the 2015 NFL Draft.

2016 (FALCONS)

- » Logged 118 carries for 520 yards with eight touchdowns, while adding 31 catches for 421 yards and three scores in 13 games this season. Finished second on the team with 12 total touchdowns.
- » Joined Devonta Freeman to become the first Falcons RB duo to post 10 total touchdowns each in a single season.
- » Caught a six-yard touchdown pass from Matt Ryan in Super Bowl LI against New England.
- » Caught five passes for 95 yards (19.0 yards per catch) while adding 22 yards on eight carries against Tampa Bay (9/11). One of 10 running backs in franchise history to record 95 receiving yards in a single game.
- » Rushed for three touchdowns in a Monday Night Football win at New Orleans (9/26). Carried the ball 12 times for 42 yards while adding three catches for 47 yards. Became the seventh player in franchise history to rush for three touchdowns in a single game.
- » Recorded three games with 100+ scrimmage yards.

CAREER

- » Has played in 25 games with three starts in two seasons. Has logged 205 carries for 912 yards (4.4 yards per carry) with nine touchdowns. Has added 33 receptions for 435 yards and three touchdowns.
- » Played in 12 games with three starts during his rookie season. Logged 87 carries for 392 yards with one touchdown. Also added two catches for 14 yards as a receiver out of the backfield.

- » Totaled 80 yards on 20 carries against Philadelphia (9/14). His 80 rushing yards were the most by a Falcons rookie since RB Jerious Norwood ran for 107 yards against the Washington Redskins.
- » Scored his first career touchdown, punching in a 1-yard run, at New York (9/20). Recorded 32 yards on nine carries before leaving the game with a rib injury.
- » Had a career day against Minnesota (11/29), rushing for 110 yards on 18 carries while averaging 6.1 yards per carry. Recorded his first career 100-yard game giving Atlanta a 100-yard rusher in five games this season.

COLLEGE

- » Played in 33 games for the Hoosiers and logged 3,219 yards on 452 carries. He averaged 7.1 yards per carry and 97.5 yards per game, while tallying 28 touchdowns.
- » In 2014, he became the 18th player in FBS history to reach 2,000 rushing yards in a single season. He recorded 2,036 yards, and averaged 169.7 rushing yards per game, finishing the season with 11 100-yard rushing games.
- » His spectacular 2014 season allowed him to finish seventh in the Heisman Trophy voting, and he was a finalist for the Doak Walker Award. He also earned first team All-Big Ten honors and served as a team captain for the Hoosiers.
- » He set a single game rushing record with 307 rushing yards on 32 carries against Rutgers in 2014.
- » In 2013, he rushed for 958 yards on 131 carries and averaged 106.4 rushing yards per game with 12 touchdowns. He also tallied 1,275 all-purpose yards and earned honorable mention All-Big Ten honors, as well as Indiana's Corby Davis Memorial Award as the team's most outstanding running back.

- » During his freshman year in 2013, he was named to the freshman All-Big Ten team, and rushed for 225 yards on 51 carries and one touchdown. He led the Hoosiers in kick return yards with 566 on 24 returns. Also scored on a career-long 96-yard return touchdown.
- » He was named the Pepsi-Cola/Southtown Star as well as the Suburban Conference and Daily Southtown Player of the Year.
- » He was selected as a first team all-state choice after rushing for 949 yards on 83 carries with 13 touchdowns.

PERSONAL

- » He attended Oak Forest High School and played running back, wide receiver and cornerback.



Tevin Coleman caught a six-yard touchdown pass in Super Bowl LI against New England.

COLEMAN'S CAREER STATISTICS

			RUSHING					RECEIVING				
YEAR	GP/GS	ATT	YDS	AVG	LG	TD	REC	YDS	AVG	LG	TD	
2015 ATL	12/3	87	392	4.5	46	1	2	14	7.0	10	0	
2016 ATL	13/0	118	520	4.4	55t	8	31	421	13.6	49	3	
TOTALS	25/3	205	912	4.4	55t	9	33	435	13.2	49	3	

COLEMAN'S PLAYOFF STATISTICS

			RUSHING					RECEIVING				
YEAR	GP/GS	ATT	YDS	AVG	LG	TD	REC	YDS	AVG	LG	TD	
2016 ATL	3/0	29	115	4.0	15	1	7	63	9.0	14t	2	
TOTALS	3/0	29	115	4.0	15	1	7	63	9.0	14t	2	

COLEMAN'S BEST GAMES

COLLEGE & HIGH SCHOOL			
RUSHING ATT	RUSHING YDS	RUSH TOUCHDOWNS	RECEIVING YARDS
20 vs. PHI (9/14/15)	110 vs. MIN (11/29/15)	3 @ NO (9/26/16)	132 @ DEN (10/9/16)
18 vs. MIN (11/29/15)	90 @ CAR (12/24/16)	1, Six Times	95 vs. TB (9/11/16)
	80 vs. PHI (9/14/15)	Last @ CAR (12/24/16)	
RECEIVING TDS	SCRIM. YARDS		
1, Three Times	163 @ DEN (10/9/16)		
Last vs. NO (1/1/17)	135 @ CAR (12/24/16)		
	117 vs. TB (9/11/16)		

2016 GAME-BY-GAME STATISTICS

		RUSHING					RECEIVING				
DATE	OPP	RUSH	YDS	AVG	LG	TD	REC	YDS	AVG	LG	TD
9/11	TB	8	22	2.8	7	0	5	95	19.0	47	0
9/18	@OAK	12	46	3.8	13t	1	2	25	12.5	24	0
9/26	@NO	12	42	3.5	9	3	3	47	15.7	34	0
10/2	CAR	8	19	2.4	7	0	3	14	4.7	11	0
10/9	@DEN	6	31	5.2	16	0	4	132	33.0	49	1
10/16	@SEA	5	10	2.0	4	0	1	7	7.0	7	0
10/23	SD	8	64	8.0	30t	1	1	10	10.0	10	0
10/30	GB	INACTIVE									
11/3	@TB	INACTIVE									
11/13	@PHI	INACTIVE									
11/27	ARI	8	9	1.1	7	1	2	4	2.0	2	0
12/4	KC	12	49	4.1	9	0	0	0	0.0	0	0
12/11	@LA	8	36	4.5	10	1	2	19	9.5	13	1
12/18	SF	14	58	4.1	29	0	2	8	8.0	8	0
12/24	@CAR	9	90	10.0	55t	1	3	45	15.0	31	0
1/1	NO	8	44	5.5	25	0	3	15	5.0	7t	1
TOTALS		118	520	4.4	55t	8	31	421	13.9	49	3
CAREER		205	912	4.4	55t	9	33	435	13.2	49	3

2016 POSTSEASON STATISTICS

		RUSHING					RECEIVING				
DATE	OPP	RUSH	YDS	AVG	LG	TD	REC	YDS	AVG	LG	TD
1/14	SEA	11	57	5.2	15	0	3	22	7.3	14t	1
1/22	GB	11	29	2.6	10	1	3	35	11.7	17	0
2/5	NE	7	29	4.1	9	0	1	6	6.0	6t	1
TOTALS		29	115	4.0	15	1	7	63	9.0	17	2

2015 GAME-BY-GAME STATISTICS

		RUSHING					RECEIVING				
DATE	OPP	RUSH	YDS	AVG	LG	TD	REC	YDS	AVG	LG	TD
9/14	PHI	20	80	4.0	20	0	0	0	-	-	0
9/20	@NYG	9	32	3.6	11	1	0	0	-	-	0
9/27	@DAL	INACTIVE									
10/4	HOU	INACTIVE									
10/11	WAS	2	3	1.5	2	0	0	0	-	-	0
10/15	@NO	4	40	10.0	18	0	0	0	-	-	0
10/25	@TEN	3	14	4.7	10	0	0	0	-	-	
11/1	TB	3	11	3.7	7	0	1	10	10	10	0
11/8	@SF	1	3	3.0	3	0	0	0	-	-	0
11/22	IND	17	48	2.8	10	0	0	0	-	-	0
11/29	MIN	18	110	6.1	46	0	0	0	-	-	
12/6	@TB	3	13	4.3	10	0	1	4	4	4	0
12/13	@CAR	3	15	5.0	11	0	0	0	-	-	0
12/20	@JAX	4	23	5.8	9	0	0	0	-	-	0
12/27	CAR	INACTIVE									
1/3	NO	INACTIVE									
TOTALS		87	392	4.5	46	1	2	14	7.0	10	0
CAREER		87	392	4.5	46	1	2	14	7.0	10	0

26

JALEN COLLINS
CORNERBACK
LOUISIANA STATE UNIVERSITY
 (3RD YEAR WITH FALCONS)

**HEIGHT:****6'1"****WEIGHT:****203****BIRTHDATE:****3/20/93****NFL EXP:****3 YRS****ACQUIRED:****D2-'15**

TRANSACTIONS

- » Selected by the Falcons in the second round (42nd overall) of the 2015 NFL Draft.

2016 (FALCONS)

- » Played in eight games with six starts, posting 28 tackles (25 solo), two tackles for loss, two interceptions, and 10 passes defended.
- » Saw his most extensive action against Arizona (11/28). Led the team with six total tackles, one tackle for loss and three passes defended.
- » Recorded his first career interception at Carolina (12/24). Picked off QB Cam Newton inside the final two minutes of the first half.
- » Notched his second interception in as many weeks, picking off Drew Brees in the regular season finale against New Orleans (1/1). Added five tackles and three passes defended in the win.

CAREER

- » In two seasons, has seen action in 24 games with eight starts while totaling 40 tackles (three solo), two interceptions, two tackles for loss and 10 passes defended.
- » Played in all 16 games with two starts in 2015, posting 12 tackles and five special teams tackles.
- » Made his NFL debut, posting two tackles against Philadelphia (9/14).
- » Made his first career start at Tennessee (10/25).

COLLEGE

- » Played in 39 games, with 10 starts, in three years for the LSU Tigers. Finished his career with 90 total tackles (58 solo), 17 passes defended and three interceptions.
- » During his final year at LSU in 2014, he played all 13 games, with seven starts. He tallied 38 total tackles (28 solo), nine passes defended and one interception.
- » In 2013, he played in all 13 games with two starts. He finished the season with 22 tackles (15 solo) and two passes defended during his redshirt-sophomore year.
- » During his redshirt-freshman year, he received freshman All-SEC honors by appearing in all 13 games with only one start, and finishing his season with 30 total tackles (15 solo), six passes defended and two interceptions.

PERSONAL

- » He was a blue chip defensive back out of Olive Branch High School in Mississippi, and was rated a 4-star prospect by rivals.com and a 3-star by espn.com.
- » He was named to the Mississippi 6A first team all-state by the Mississippi Association of Coaches. Also named to the first team all-state by the Clarion Ledger.
- » He recorded 45 total tackles, three interceptions and two blocked field goals during his senior season in high school.
- » His parents are Valencia Collins and Jon Wallace. Has three siblings and majored in sports administration at LSU.

COLLINS' CAREER STATISTICS

YEAR	GP/GS	TK	SO	AST	SK	YDS	INT	YDS	LG	TD	PD	FF	FR	YDS	TD
2015	ATL	16/2	12	12	0	0.0	0.0	0	0	0	0	0	0	0	0
2016	ATL	8/6	28	25	3	0.0	0.0	2	37	37	0	10	0	0	0
TOTAL		24/8	40	37	3	0.0	0.0	2	37	37	0	10	0	0	0

COLLINS' POSTSEASON STATISTICS

YEAR	GP/GS	TK	SO	AST	SK	YDS	INT	YDS	LG	TD	PD	FF	FR	YDS	TD
2016	ATL	3/3	18	16	2	0.0	0.0	0	0	0	2	1	1	0	0
TOTAL		3/3	18	16	2	0.0	0.0	0	0	0	2	1	1	0	0



Jalen Collins forced and recovered a fumble in the NFC Championship game against Green Bay.

95

JACK CRAWFORD

DEFENSIVE LINE

PENN STATE

(1ST YEAR WITH FALCONS)



HEIGHT:
6'5"

WEIGHT:
274

BIRTHDATE:
9/7/88

NFL EXP:
6 YRS

ACQUIRED:
FA-'17

TRANSACTIONS

- » Originally selected by the Oakland Raiders in the fifth round (158th overall) of the 2012 NFL Draft.
- » Signed by the Dallas Cowboys on September 2, 2014.
- » Signed by the Atlanta Falcons as a free agent on March 9, 2017.

2016 (COWBOYS)

- » Made a career-high 10 starts, mostly at left defensive end, posting 27 tackles, 3.5 sacks, and 12 quarterback pressures.

CAREER

- » In five seasons, has played in 57 games with 11 starts while totaling 68 tackles (40 solo), 9.5 sacks, 14 tackles for loss, and one forced fumble.

COLLEGE

- » Played four years at Penn State. As a senior, played and started all 13 games and totaled 42 stops with 7.5 tackles for loss. Added 6.5 sacks, six passes defended and two fumble recoveries.

PERSONAL

- » Attended St. Augustine High School in Longport, N.J. Played football, basketball, and soccer...
- » Born in London, England and moved to the United States while in high school before his junior year (2005), his first year of football.

CRAWFORD'S CAREER STATISTICS

YEAR	GP/GS	TK	SO	AST	SK	YDS	INT	YDS	LG	TD	PD	FF	FR	YDS	TD
2012 OAK	4/0	3	2	1	0.0	0.0	0	0	0	0	0	0	0	0	0
2013 OAK	15/0	11	5	6	0.0	0.0	0	0	0	0	0	0	0	0	0
2014 DAL	6/0	8	6	2	2.0	10.0	0	0	0	0	0	1	0	0	0
2015 DAL	16/1	21	14	7	4.0	29.0	0	0	0	0	0	0	0	0	0
2016 DAL	16/10	25	13	12	3.5	14.5	0	0	0	0	0	0	0	0	0
TOTAL	57/11	68	40	28	9.5	53.5	0	0	0	0	0	1	0	0	0

24

DEVONTA FREEMAN

RUNNING BACK

FLORIDA STATE UNIVERSITY

(4TH YEAR WITH FALCONS)



HEIGHT:

5'8"

WEIGHT:

206

BIRTHDATE:

3/15/92

NFL EXP:

4 YRS

ACQUIRED:

D4a-'14

TRANSACTIONS

- » Selected by the Falcons in the fourth round (103rd overall) in the 2014 NFL Draft.

2016 (FALCONS)

- » Earned his second career Pro Bowl selection in 2016. Ran for 1,079 yards on 227 carries while scoring 11 rushing touchdowns. Also added 54 catches for 462 yards and two scores. Has totaled 100+ scrimmage yards in seven games this season.
- » Totaled 125 total yards on 18 touches in his playoff debut against Seattle in the Divisional Round. Scored his first playoff touchdown on a one-yard run.
- » Totaled 121 yards from scrimmage, including a game-high 75 yards on the ground, in Super Bowl LI against New England.
- » Paced the Falcons to a 45-32 win on Monday Night Football with 207 total yards on 19 touches, including a 13-yard touchdown reception from QB Matt Ryan, at New Orleans (9/26). Ran for 152 yards on 14 carries (10.9 yards per carry) while adding 55 yards on five receptions.
- » Is the first Falcons running back since Michael Turner (2010-11) to post back-to-back seasons with 1000 scrimmage yards.
- » Is the only player in the NFL to rush for three touchdowns in a game multiple times (3) over the last two seasons.
- » Is the sixth Falcon and first since Michael Turner (2010-11) to rush for more than 1,000 yards in back to back seasons.
- » Earned his first Pro Bowl selection after rushing for 1,056 yards with 11 touchdowns while adding 578 yards on 73 catches and three scores. Ranked fifth in the NFL with 1,634 total yards and tied for the League lead with 14 overall touchdowns.
- » Became the first player since the 1970 AFL-NFL merger to rush for three touchdowns in each of his first two starts.
- » Was the first player in the Super Bowl era to record seven rushing touchdowns in his first three starts.
- » Became the first Falcon RB since Michael Turner (2009) to record three straight 100-yard games (Weeks 5-7) in 2015.

CAREER

- » Played in all 16 games and had 248 yards off of 65 carries and one touchdown as a rookie in 2014. Also had 30 catches for 225 yards and one touchdown.

COLLEGE

- » Became the first Florida State running back since Warrick Dunn to rush for over 1,000 yards when he logged 1,016 yards on 173 carries in 2013. He is the sixth player in Seminole history to accomplish that feat.
- » Led the team in rushing during both his freshman and junior campaigns, becoming the 15th player since 1947 to pace the offense in multiple seasons.
- » His 30 rushing touchdowns are tied for third in school history while his 2,255 career rushing yards are tied with former Falcons RB Antone Smith for the eighth most in school history.
- » Appeared in 39 games during three seasons at Florida State, starting 26 contests, including his final 19 appearances.

CAREER

- » A two-time Pro Bowl selection. Has rushed for 2,383 yards and 23 touchdowns on 557 carries while adding 1,265 yards and six touchdowns on 157 catches.

- » Compiled 2,730 all-purpose yards, adding 475 yards on 47 receptions to his 404 carries and 2,255 career rushing yards, and averaged 70 yards per game.
- » In 2013, earned All-Atlantic Coast Conference first-team honors from the league's coaches and media after leading the team in rushing for the second time in his career. averaged 5.9 yards per carry and ran for 14 touchdowns while his 1,016 yards were the seventh-highest single season total in school history.
- » Rushed 11 times for 73 yards, including a late second quarter touchdown in Florida State's 34-31 victory over Auburn in the BCS National Championship Game.
- » As a sophomore in 2012, he ranked second on the team with 660 yards on 111 carries, averaging 5.9 yards per carry, and scoring eight touchdowns.
- » Earned third-team Freshman All-America honors from the NFL Draft Report after leading the Seminoles with 579 yards on 120 carries, the fifth-highest yardage total by a true freshman in school history. Averaged 4.8 yards per carry and scored eight touchdowns while starting seven games.

PERSONAL

- » Attended Miami (Fla.) Central High School, where he was a consensus four-star recruit. He led Miami Central to a Class 6A state championship as a senior in 2010 after posting 2,208 yards and 26 touchdowns.
- » Rivals.com regarded him as the 10th-best running back in the nation, placing him 22nd on their Florida Top 100 and 108th on the Rivals250 lists while Scout.com considered him to be the ninth-best running back in high school.
- » Was named the MVP of the state title game after gaining 308 yards on 36 carries - falling just 20 yards shy of a state championship game record.
- » He recorded 663 rushing yards and six touchdowns in the final two games of the state playoffs, receiving first-team All-Dade recognition from The Miami Herald and was a member of the Times-Union's Florida Super 75 squad.

FREEMAN'S BEST GAMES

RUSHING ATT	RUSHING YDS	RECEPTIONS	RECEIVING YARDS
30 @ DAL (9/27/15)	153 vs. WAS (10/11/15)	10 @ TB (12/6/15)	81, Two Times
27 vs. WAS (10/11/15)	152 @ NO (9/26/16)	8, Three Times	vs. NO (1/1/17)
25, Three Times	141 @ DAL (9/27/15)	Last @ Car (12/24/16)	67 @ SF (11/8/15)
Last vs. NO (1/3/16)	139 vs. SF (12/18/16)		
RUSHING TDS	RECEIVING TDS	SCRIM. YARDS	
3, Three Times	1, Six Times	207 @ NO (9/26/16)	
Last vs. SF (12/18/16)	Last vs. GB (10/30/16)	197 vs. WAS (10/11/15)	
2, Two Times		193 @ DAL (9/27/15)	
Last vs. KC (12/4/16)		177 vs. NO (1/1/17)	

FREEMAN'S CAREER STATISTICS

		RUSHING						RECEIVING					
YEAR	GP/GS	ATT	YDS	AVG	LG	TD	REC	YDS	AVG	LG	TD		
2014 ATL	16/0	65	248	3.8	31t	1	30	225	7.5	36	1		
2015 ATL	15/13	265	1,056	4.0	39	11	73	578	7.9	44	3		
2016 ATL	16/16	227	1,079	4.8	75t	11	54	462	8.6	35	2		
TOTALS	47/29	557	2,383	4.3	75t	23	157	1,265	8.1	44	6		

FREEMAN'S PLAYOFF STATISTICS

		RUSHING						RECEIVING					
YEAR	GP/GS	ATT	YDS	AVG	LG	TD	REC	YDS	AVG	LG	TD		
2016 ATL	3/3	39	162	4.2	37	2	10	168	16.8	53	1		
TOTALS	3/3	39	162	4.2	37	2	10	168	16.8	53	1		

2016 GAME-BY-GAME STATISTICS

		RUSHING						RECEIVING					
DATE	OPP	RUSH	YDS	AVG	LG	TD	REC	YDS	AVG	LG	TD		
9/11	TB	11	20	1.8	10	0	4	20	5.0	11	0		
9/18	@OAK	17	93	5.5	18	0	0	0	0.0	0	0		
9/26	@NO	14	152	10.9	48	0	5	55	11.1	34	1		
10/2	CAR	13	57	4.4	19	1	2	7	3.5	6	0		
10/9	@DEN	23	88	3.8	15	1	3	35	11.7	14	0		
10/16	@SEA	12	40	3.3	18	0	3	10	3.3	11	0		
10/23	SD	15	58	3.9	15	0	5	42	8.4	15	0		
10/30	GB	11	35	3.2	17	1	4	23	5.8	9	1		
11/3	@TB	17	77	4.5	20	0	2	28	14.0	27	0		
11/13	@PHI	12	49	4.1	17	0	3	32	10.7	15	0		
11/27	ARI	16	60	3.8	16	2	2	17	8.5	12	0		
12/4	KC	15	56	3.7	14	2	4	49	12.3	16	0		
12/11	@LA	6	6	1.0	6	0	2	12	6.0	9	0		
12/18	SF	20	139	7.0	34t	3	2	16	8.0	8	0		
12/24	CAR	13	53	4.1	13	0	8	35	4.4	9	0		
1/1	NO	12	96	8.0	75t	1	5	81	16.2	35	0		
TOTALS		227	1079	4.8	75t	11	54	462	8.6	35	2		
CAREER		557	2383	4.3	75t	23	157	1265	8.1	44	6		

2016 POSTSEASON STATISTICS

		RUSHING						RECEIVING					
DATE	OPP	RUSH	YDS	AVG	LG	TD	REC	YDS	AVG	LG	TD		
1/14	SEA	14	45	3.2	13	1	4	80	20.0	53	0		
1/22	GB	14	42	3.0	14	0	4	42	10.5	19	1		
2/5	NE	11	75	6.8	37	1	2	46	23.0	39	0		
TOTALS		39	162	4.2	37	2	10	168	16.8	53	1		

2014 GAME-BY-GAME STATISTICS

		RUSHING						RECEIVING					
DATE	OPP	RUSH	YDS	AVG	LG	TD	REC	YDS	AVG	LG	TD		
9/7	NO	2	15	7.5	10	0	2	18	9	13	0		
9/14	@CIN	0	0	0	0	0	2	22	11	18	0		
9/18	TB	11	12	1.1	6	0	1	7	7	7	0		
09/28	@MIN	2	8	4	5	0	2	12	6	6	0		
10/5	@NYG	4	38	9.5	24	0	5	44	8.8	19	0		
10/12	CHI	2	5	2.5	3	0	2	26	13	14	0		
10/19	@BAL	2	20	10.0	18	0	5	17	3.4	9	0		
10/26	DET	3	5	1.7	2	0	1	7	7	7	1		
11/9	@TB	3	16	5.3	9	0	1	-2	-2.0	-2	0		
11/16	@CAR	6	28	4.7	15	0	0	0	0	0	0		
11/23	CLE	5	7	1.4	6	0	0	0	0	0	0		
11/30	ARI	8	26	3.3	19	0	1	4	4.0	4	0		
12/8	@GB	2	-2	-1.0	0	0	2	10	5.0	6	0		
12/14	PIT	4	21	5.3	10	0	1	9	9.0	9	0		
12/21	@NO	5	36	7.2	31	1	3	48	16.0	36	0		
12/28	CAR	6	13	2.2	5	0	2	3	1.5	2	0		
TOTALS		65	248	3.8	24	1	30	225	7.5	36	1		
CAREER		65	248	3.8	24	1	30	225	7.5	36	1		

2015 GAME-BY-GAME STATISTICS

		RUSHING						RECEIVING					
DATE	OPP	RUSH	YDS	AVG	LG	TD	REC	YDS	AVG	LG	TD		
9/14	PHI	10	18	1.8	9	0	3	29	9.7	12	0		
9/20	@NYG	12	25	2.1	7	1	4	34	8.5	11	0		
9/27	@DAL	30	141	4.7	17	3	5	52	10.4	35	0		
10/4	HOU	14	68	4.9	23t	3	5	81	16.2	44	0		
10/11	WAS	27	153	5.7	18	1	7	44	6.3	9	0		
10/15	@NO	13	100	7.7	25t	1	8	56	7.0	13t	1		
10/25	@TEN	25	116	4.6	19	0	2	14	7.0	8	0		
11/1	TB	21	88	4.2	20	0	6	43	7.2	13	0		
11/8	@SF	12	12	1.0	7	0	8	67	8.4	17t	1		
11/22	IND	3	43	14.3	39	0	0	0	0.0	0	0		
11/29	MIN	INACTIVE											
12/6	@TB	14	47	3.4	14	0	10	56	5.6	13	0		
12/13	@CAR	12	40	3.3	22	0	3	22	7.3	12	0		
12/20	@JAX	25	56	2.2	21	1	7	45	6.4	13	0		
12/27	CAR	22	73	3.3	14	1	3	17	5.7	12	0		
1/3	NO	25	76	3.0	10	0	2	18	9.0	14	1		
TOTALS		265	1,056	4.0	39	11	73	578	7.9	44	3		
CAREER		330	1,304	4.0	39	12	103	803	7.8	44	4		

18**TAYLOR GABRIEL****WIDE RECEIVER****ABILENE CHRISTIAN****(2ND YEAR WITH FALCONS)****HEIGHT:****5'8"****WEIGHT:****165****BIRTHDATE:****2/17/91****NFL EXP:****4 YRS****ACQUIRED:****FA-'16****TRANSACTIONS**

- » Originally signed by the Cleveland Browns as a college free agent in 2014 after participating in the team's rookie minicamp on a tryout basis.
- » Claimed off of waivers by the Atlanta Falcons on September 4, 2016.

2016 (FALCONS)

- » Played in 13 games with three starts, catching 35 passes for 579 yards with six touchdowns and is averaging 16.5 yards per reception. Added three rushes for 51 yards and one touchdown. Caught four touchdowns of 35+ yards.
- » Ranked as the top screen receiver by Pro Football Focus. According to PFF, he caught all 12 targets for 144 yards and was the only player in the NFL to score multiple touchdowns on screen passes.
- » Caught a 47-yard touchdown pass from Matt Ryan against Green Bay (10/30). Finished the game with three receptions for 68 yards.
- » Caught five passes for 52 yards at Tampa Bay (11/3). Rushed twice for 24 yards, including a nine-yard touchdown - his first career rushing score.
- » Scored his third touchdown of the season on a 76-yard pass from QB Matt Ryan, the longest reception of his career, at Philadelphia (11/13).

CAREER

- » Has played in 42 games with nine starts while totaling 99 receptions for 1441 yards (14.6 yards per catch) with seven touchdowns. Has added eight rushes for 61 yards (7.6 yards per carry) with one touchdown.
- » A big-play threat, has caught 24 passes of 20 yards or longer, including eight passes over 40 yards.
- » Played in 13 games with four starts and collected 28 receptions for 241 yards with the Browns in 2015.

- » Averaged 17.3 yards per catch, which led the AFC and was third in the NFL in 2014 while playing in all 16 games for the Browns. Finished second on the club with 621 receiving yards, while adding 36 receptions. Was one of six rookies with at least four 40-yard receptions. One of five college free agents who earned a spot on the Browns' opening day roster.

COLLEGE

- » Appeared in 45 games at Abilene Christian where he collected 215 receptions for 3,028 yards and 27 TDs. Amassed 262 rushing yards and two TDs on 28 carries while also adding 33 punt returns for 577 yards and three TDs at ACU.
- » Set career highs as a senior with 73 receptions for 1,061 yards and 10 TDs. Added 209 yards on 12 punt returns.
- » Threw a 50-yard TD pass in his senior year on his only career pass attempt.
- » Finished his junior season with 52 receptions for 684 yards and seven TDs. Also registered 64 receptions for 988 yards and 10 touchdowns as a sophomore.
- » Returned 12 punts for 136 yards and one TD after playing in all 12 games as a freshman. Finished the season with 26 catches for 295 yards. Also totaled 100 punt-return yards and one TD on four attempts.

PERSONAL

- » Given name Taylor James Gabriel...Born in Dallas, Texas
- » Attended John Horn High School in Mesquite, Texas, where he earned all-state honors and was named district MVP as a senior. Also played basketball and ran track.
- » Lists classical and jazz as his favorite types of music. Enjoys reading books, including his favorite Heaven is for Real.

GABRIEL'S CAREER STATISTICS

			RECEIVING						RUSHING					
YEAR	GP/GS		REC	YDS	AVG	LG	TD		ATT	YDS	AVG	LG	TD	
2014	CLE	16/2	36	621	17.3	70	1		4	10	2.5	8	0	
2015	CLE	13/4	28	241	8.6	56	0		0	0	0.0	0	0	
2016	ATL	12/3	32	564	17.6	76t	6		4	51	12.8	27	1	
TOTALS	42/9		99	1,441	14.6	76t	7		8	61	7.6	27	1	

GABRIEL'S PLAYOFF STATISTICS

			RECEIVING						RUSHING					
YEAR	GP/GS		REC	YDS	AVG	LG	TD		ATT	YDS	AVG	LG	TD	
2016	ATL	3/0	9	171	19.0	37	0		1	0	0.0	0	0	
TOTALS	3/0		9	171	19.0	37	0		1	0	0.0	0	0	

2016 GAME-BY-GAME STATISTICS

		RECEIVING						RUSHING					
DATE	OPP	REC	YDS	AVG	LG	TD		RUSH	YDS	AVG	LG	TD	
9/11	TB	0	0	0.0	0	0		0	0	0.0	0	0	
9/18	@ OAK	2	19	16.5	19	0		0	0	0.0	0	0	
9/26	@ NO	2	33	16.3	19	0		0	0	0.0	0	0	
10/2	CAR	3	49	16.3	19	0		0	0	0.0	0	0	
10/9	@ DEN	0	0	0.0	0	0		0	0	0.0	0	0	
10/16	@ SEA	1	6	6.0	6	0		0	0	0.0	0	0	
10/23	SD	0	0	0.0	0	0		0	0	0.0	0	0	
10/30	GB	3	68	22.7	47t	1		0	0	0.0	0	0	
11/3	@ TB	5	52	10.4	26	0		0	0	0.0	0	0	
11/13	@ PHI	1	76	76.0	76t	1		0	0	0.0	0	0	
11/27	ARI	4	75	18.8	35t	2		0	0	0.0	0	0	
12/4	KC	5	44	8.8	14	0		0	0	0.0	0	0	
12/11	@ LA	3	82	27.3	64t	0		0	0	0.0	0	0	
12/18	SF	3	60	20.0	31	1		0	0	0.0	0	0	
12/24	@ CAR	3	15	5.0	7	0		0	0	0.0	0	0	
1/1	NO	0	0	0.0	0	0		0	0	0.0	0	0	
TOTALS		35	579	16.5	76t	6		0	0	0.0	0	0	
CAREER		99	1,441	14.6	76t	7		0	0	0.0	0	0	

2016 POSTSEASON STATISTICS

		RECEIVING						RUSHING					
DATE	OPP	REC	YDS	AVG	LG	TD		RUSH	YDS	AVG	LG	TD	
1/14	SEA	4	71	17.8	37	0		0	0	0.0	0	0	
1/22	GB	2	24	12.0	16	0		1	0	0.0	0	0	
2/5	NE	3	76	25.3	35	0		0	0	0.0	0	0	
TOTALS		9	171	19.0	37	0		1	0	0.0	0	0	

63**BEN GARLAND**
GUARD
AIR FORCE
(3RD YEAR WITH FALCONS)**HEIGHT:****6'5"****WEIGHT:****308****BIRTHDATE:****4/6/88****NFL EXP:****4 YRS****ACQUIRED:****FA-'15****TRANSACTIONS**

- » Originally signed by the Denver Broncos as a college free agent in 2010.
- » Signed by the Falcons on September 9, 2015.
- » Promoted to the 53-man roster from the practice squad on December 15, 2015.

2016 (FALCONS)

- » Saw action in 16 games on the offensive line and special teams. Has also been deployed as a defensive tackle, recording three tackles.
- » Sacked Russell Wilson in the end zone for a safety in Atlanta's 36-20 Divisional Playoff win over Seattle.

CAREER

- » Served as a member of the Falcons practice squad for the first 14 weeks of the season before being signed to the active roster for the final three games in 2015.
- » In 2014, he saw action in eight games with Denver.
- » In 2010, the Broncos placed him on the reserve/military list to serve his two-year military commitment. Garland returned in 2012, and spent two years on the Broncos practice squad.

COLLEGE

- » Played in 39 career games, starting 34, on the defensive line for the Air Force Falcons from 2006 to 2009. Totaled 115 tackles, 11.5 sacks, three forced fumbles and two blocked kicks.

- » Started every game at nose guard during his junior season. Posted 39 total tackles, including 15 unassisted. Ranked fourth on the team with 7.5 tackles for loss and had four sacks.
- » Played in all 13 games, starting the last eight, as a sophomore. Tallied 31 tackles (13 solo) with three sacks, and three tackles for loss.
- » Played in four games as a freshman, posting two tackles, and one tackle for loss.

PERSONAL

- » Lettered four years in football and one in basketball...first-team all-state as a senior in football...was also an all-conference and all-district selection...all-conference as a junior...was a Wendy's Heisman nominee...member of the National Honor Society.
- » Member of Cadet Squadron 27...son of John Hildebrand and Syndee Garland...siblings include Jessica, Josh and Brandon...also recruited by New Mexico...majoring in systems engineering management...completed Global Engagement and Soaring in the summer of 2007...also completed Operation Air Force at McConnell AFB, Kan., that summer.
- » Went to Lackland AFB in the summer of 2008 on Operation Air Force...also worked the Basic Cadet Training command center this past summer...completed the powered flight program last summer...was also part of the cadet leadership team for Basic Cadet Training at the Air Force Prep School...is an element leader in his squadron.

29

C.J. GOODWIN
CORNERBACK
CALIFORNIA (PA)
 (2ND YEAR WITH FALCONS)



HEIGHT:
6'4"

WEIGHT:
220

BIRTHDATE:
2/4/90

NFL EXP:
4 YRS

ACQUIRED:
FA-'15

TRANSACTIONS

- » Originally signed by the Pittsburgh Steelers as a college free agent following the 2014 NFL Draft.
- » Signed to the Atlanta Falcons practice squad on November 3, 2015.
- » Signed a reserve/future free agent by the Atlanta Falcons on January 5, 2016.

2016 (FALCONS)

- » Played in 14 games with one start, seeing action on defense and special teams. His 10 special teams tackles rank second on the team.
- » Made his first career start against San Francisco (12/18), posting one tackle.

CAREER

- » In three seasons, has played in 14 games with one start while totaling seven tackles and two passes defended. Has also spent time as a member of the Falcons and Steelers practice squads.
- » Spent part of the 2015 season as a member of the Falcons practice squad.
- » Spent the 2014 season as a member of the Steelers practice squad.

COLLEGE

- » Finished his college career at California University of Pennsylvania. Caught 11 passes for 126 yards with one touchdown in 11 games.
- » Began his college career at Bethany College where he played basketball for two years before transferring to Fairmont State University.
- » Walked onto the football team at Fairmont State and caught 24 passes for 440 yards with four touchdowns. Led the team averaging 18.3 yards per catch.

PERSONAL

- » Attended The Linsly School in Wheeling, West Virginia and began playing football his senior year. He was a standout wide receiver for Linsly's football team. In addition to football, also competed in track and basketball.

14

JUSTIN HARDY**WIDE RECEIVER****EAST CAROLINA****(3RD YEAR WITH FALCONS)****HEIGHT:****5'10"****WEIGHT:****192****BIRTHDATE:****12/18/91****NFL EXP:****3 YRS****ACQUIRED:****D4-'15**

TRANSACTIONS

- » Selected by the Falcons in the fourth round (107th overall) of the 2015 NFL Draft.

2016 (FALCONS)

- » In 16 games, Hardy caught 21 passes for 203 yards with four touchdowns.
- » Caught his first career touchdown pass at Oakland (9/18). Pulled down a tipped ball and landed in the end zone for an eight-yard score on his lone catch of the day. His score put the Falcons ahead 28-21 with 9:29 remaining in the game.
- » Notched his second consecutive games with a touchdown catch after breaking the plane for a four-yard score to close out the first half at New Orleans (9/26). Finished the game with two catches for 26 yards.
- » Started at wide receiver and caught two passes for nine yards, including his third touchdown of the season on a three-yard pass from Matt Ryan at Los Angeles.
- » Caught four passes for 43 yards, along with his fourth touchdown of the season, against New Orleans (1/1).

CAREER

- » Has played in 25 games with four starts in two seasons. Has caught 42 passes for 397 yards with four touchdowns.
- » Played in nine games with one start during his rookie campaign in 2015. Caught 21 passes for 194 yards and averaged 9.2 yards per reception.
- » Made his NFL debut against Tampa Bay (11/1). Caught two passes for 21 yards.

COLLEGE

- » Played in 63 games for Eastern Carolina and set school records with 387 receptions, 4,541 yards and 35 touchdowns during his career.

- » He caught more passes than any player in FBS history, and he is the only player in ECU's school history to post three consecutive 1,000 yard seasons.
- » In 2014, he won the Burlsworth Trophy, given to the nation's most outstanding player who began his career as a walk on. He also set the school's single season records in receptions (121) and receiving yards (1,494), which he set the previous year.
- » Served as a team captain during his senior year.
- » In 2013, he started all 13 games and recorded 114 receptions and 1,284 receiving yards - both previous school records. He also caught eight touchdown passes.
- » He was named first team All-Conference USA and ranked fourth nationally in receptions per game with 8.8.
- » In 2012, he was named a first team All-Conference USA selection. He became the fourth receiver in school history to reach 1,000 receiving yards (1,105) in a single season, while also recording 88 catches and 11 touchdowns.
- » During his freshman year, he was a freshman all-conference choice and ECU's offensive MVP. He played in 10 games, with eight starts and set ECU freshman records with 64 receptions and 658 yards, along with six touchdowns.

PERSONAL

- » He attended West Craven High School in North Carolina and earned all-area, all-conference and offensive player of the year honors.
- » He recorded 2,500 passing yards and 35 touchdowns, as well as 1,500 rushing yards and 10 scores during high school.
- » He earned his bachelor's degree in sports studies in May 2014, and is pursuing a second undergraduate degree in industrial technology.

HARDY'S CAREER STATISTICS

		RECEIVING						RUSHING				
YEAR	GP/GS	REC	YDS	AVG	LG	TD		ATT	YDS	AVG	LG	TD
2015	ATL 9/1	21	194	9.2	23	0		0	0	0.0	0	0
2016	ATL 16/3	21	203	9.7	27	4		0	0	0.0	0	0
TOTALS	25/4	42	397	9.5	27	4		0	0	0.0	0	0

HARDY'S PLAYOFF STATISTICS

		RECEIVING						RUSHING				
YEAR	GP/GS	REC	YDS	AVG	LG	TD		ATT	YDS	AVG	LG	TD
2016	ATL 2/0	2	18	9.0	11	0		1	0	0.0	0	0
TOTALS	2/0	2	18	9.0	11	0		1	0	0.0	0	0

2016 GAME-BY-GAME STATISTICS

		RECEIVING						RUSHING					
DATE	OPP	REC	YDS	AVG	LG	TD		RUSH	YDS	AVG	LG	TD	
9/11	TB	1	0	0.0	0	0		0	0	0.0	0	0	
9/18	@ OAK	1	8	8.0	8	1		0	0	0.0	0	0	
9/26	@ NO	2	26	13.0	22	1		0	0	0.0	0	0	
10/2	CAR	0	0	0.0	0	0		0	0	0.0	0	0	
10/9	@ DEN	0	0	0.0	0	0		0	0	0.0	0	0	
10/16	@ SEA	3	30	10.0	11	0		0	0	0.0	0	0	
10/23	SD	2	6	3.0	4	0		0	0	0.0	0	0	
10/30	GB	1	13	13.0	13	0		0	0	0.0	0	0	
11/3	@ TB	0	0	0.0	0	0		0	0	0.0	0	0	
11/13	@ PHI	0	0	0.0	0	0		0	0	0.0	0	0	
11/27	ARI	3	47	15.7	27	0		0	0	0.0	0	0	
12/4	KC	1	5	5.0	5	0		0	0	0.0	0	0	
12/11	@ LA	2	9	4.5	6	1		0	0	0.0	0	0	
12/18	SF	1	16	16.0	16	0		0	0	0.0	0	0	
12/24	@ CAR	0	0	0.0	0	0		0	0	0.0	0	0	
1/1	NO	4	43	10.8	17	1		0	0	0.0	0	0	
TOTALS		21	203	9.7	27	4		0	0	0.0	0	0	
CAREER		42	397	9.5	27	4		0	0	0.0	0	0	

2016 POSTSEASON STATISTICS

		RECEIVING						RUSHING					
DATE	OPP	REC	YDS	AVG	LG	TD		RUSH	YDS	AVG	LG	TD	
1/14	SEA	2	18	9.0	11	0		1	0	0.0	0	0	
1/22	GB	0	0	0.0	0	0		0	0	0.0	0	0	
2/5	NE	0	0	0.0	0	0		0	0	0.0	0	0	
TOTALS		2	18	9.0	11	0		1	0	0.0	0	0	

47**JOSH HARRIS**
LONG SNAPPER
AUBURN
(6TH YEAR WITH FALCONS)**HEIGHT:**
6'1"**WEIGHT:**
240**BIRTHDATE:**
4/27/89**NFL EXP:**
3 YRS**ACQUIRED:**
CFA-'12

TRANSACTIONS

- » Signed by the Falcons as a college free agent on April 30, 2012.

2016 (FALCONS)

- » Snapped for K Matt Bryant and P Matt Boshers on placekicks and punts. Bryant converted 34-of-37 field goal attempts, including a 59-yard long, while adding 56 PATs and leading the league with 158 total points. Boshers punted 44 times for 2,060 yards with a 46.8 average (41.6 net) one touchback and 21 kicks downed inside the 20 in 15 games this season.

CAREER

- » Has played in 80 straight games, serving as the Falcons long snapper on placekicks and punts. K Matt Bryant has connected on 134 of 152 field goal attempts and all 205 of his extra point attempts with Harris snapping the ball.
- » Snapped for K Matt Bryant, K Shayne Graham, and P Matt Boshers on all placekicks and punts in 2015. Bryant and Graham combined to hit 25-of-31 field goals and 34-of-34 PATs. Boshers averaged 47.2 yards per punt with 24 kicks downed inside the 20.
- » Served as the Falcons long snapper on field goals, PATs, and punts in all 16 games in 2014. Snapped for K Matt Bryant who connected on 29 of 32 field goal attempts, including an NFL best seven kicks from 50-yards-or-longer.
- » Played in all 16 games in 2013. Snapped for P Matt Boshers who boasted a 46.6 yard punting average while breaking his own franchise record and ranking sixth in the NFL with a 41.1 yard net punting average.

- » Snapped for K Matt Bryant who connected on 24 of 27 field goal attempts. Bryant's 88.9 field goal percentage was the third highest of his career and his best mark since making a career-high 93.1 percent of his kicks in 2011.
- » Played in all 16 games during his rookie season, serving as the Falcons long snapper on place kicks and punts.
- » Snapped for K Matt Bryant who connected 33 of 38 field goal attempts (86.8 percent) in 2012, including all four of his attempts of 50 yards or longer. Also connected on all 44 of his extra point attempts and scored 143 points.

COLLEGE

- » Served as Auburn's long snapper on field goals, punts and PATs for the last three seasons, including 2010 when the Tigers won the BCS National Championship. The Carrollton, GA native was a SEC Academic Honor Roll selection in 2008 and 2009.

PERSONAL

- » Native of Carrollton, GA. Began his career at Auburn as a walk on before earning a scholarship. Named the National Sigma Nu Athlete of the Year in 2011.
- » Majored in Political Science.

81**AUSTIN HOOPER****TIGHT END****STANFORD****(2ND YEAR WITH FALCONS)****HEIGHT:****6"4'****WEIGHT:****254****BIRTHDATE:****10/29/94****NFL EXP:****2 YRS****ACQUIRED:****D3-'16****TRANSACTIONS**

- » Selected by the Falcons in the third round (81st overall) of the 2016 NFL Draft.

2016 (FALCONS)

- » In 14 games, Hooper caught 19 passes for 271 yards (14.3 yards per reception) with three touchdowns.
- » Caught a 19-yard touchdown pass from Matt Ryan in Super Bowl LI against New England.
- » Made his NFL debut against Tampa Bay (9/11), catching one pass for 14 yards.
- » Had a breakout game at Oakland (9/18). Caught three passes for 84 yards, including a 44-yard grab. Combined with TE Jacob Tamme (75 yards) to become the first set of tight ends in franchise history to have 75+ receiving yards in the same game.
- » Caught his first career touchdown on a 42-yard deep ball from QB Matt Ryan against Carolina (10/2).

COLLEGE

- » Played in 27 games in his two years as a Cardinal. Caught 74 passes for 937 yards and eight touchdowns during his career.
- » During his sophomore year in 2015, Hooper was a Mackey Award finalist and was selected to the All-Pac 12 first team. He recorded 34 catches for 438 yards and six receiving touchdowns during his final year at Stanford.

- » Also earned third team All-America honors from the AP and second team honors from Phil Steele.

- » Earned freshman All-American and second-team All-Pac 12 honors in 2014 after posting 40 catches for 499 yards and two touchdowns.

PERSONAL

- » Attended De La Salle (Calif.) while playing for head coach Bob Ladouceur. Was a 2012 Tacoma News Tribune Western 100 and a two-time San Francisco Chronicle all-Metro selection.
- » Led De La Salle to the 2010, 2011 and 2012 CIF Open Division state titles. De La Salle went 15-0 and ranked No. 1 nationally by ESPN and MaxPreps in 2012.
- » Caught 11 passes for 293 yards and three touchdowns with 39 tackles and 8.0 sacks in 2012. Posted nine catches for 182 yards and two touchdowns with 46 tackles and 10.5 sacks in 2011.
- » Lettered in track and field and was all-league in the shot put with a 57-8 personal best.
- » Born in San Mateo, Calif. His full name is Austin Manuel Hooper. Parents are Michael and Lillian Hooper. His father played football at San Diego State while his uncle also played at Stanford. His brother, Justin, plays baseball at UCLA. Majored in Psychology.

HOOVER'S CAREER STATISTICS

YEAR	GP/GS	RECEIVING						RUSHING					
		REC	YDS	AVG	LG	TD		ATT	YDS	AVG	LG	TD	
2016 ATL	14/3	19	271	14.3	44	3		0	0	0.0	0	0	
TOTALS	14/3	19	271	14.3	44	3		0	0	0.0	0	0	

HOOVER'S POSTSEASON STATISTICS

YEAR	GP/GS	RECEIVING						RUSHING					
		REC	YDS	AVG	LG	TD		ATT	YDS	AVG	LG	TD	
2016 ATL	3/1	6	65	10.8	19t	1		0	0	0.0	0	0	
TOTALS	3/1	6	65	10.8	19t	1		0	0	0.0	0	0	

2016 GAME-BY-GAME STATISTICS

DATE	OPP	RECEIVING						RUSHING					
		REC	YDS	AVG	LG	TD		RUSH	YDS	AVG	LG	TD	
9/11	TB	1	14	14.0	14	0		0	0	0.0	0	0	
9/18 @	OAK	3	84	28.0	44	0		0	0	0.0	0	0	
9/26 @	NO	0	0	0.0	0	0		0	0	0.0	0	0	
10/2	CAR	1	42	42.0	42t	1		0	0	0.0	0	0	
10/9 @	DEN	1	14	14.0	14	0		0	0	0.0	0	0	
10/16@	SEA	0	0	0.0	0	0		0	0	0.0	0	0	
10/23	SD	0	0	0.0	0	0		0	0	0.0	0	0	
10/30	GB	5	41	8.2	17	0		0	0	0.0	0	0	
11/3 @	TB	3	46	15.3	28	1		0	0	0.0	0	0	
11/13 @	PHI	1	8	8.0	8	0		0	0	0.0	0	0	
11/27	ARI	2	8	4.0	5	0		0	0	0.0	0	0	
12/4	KC	0	0	0.0	0	0		0	0	0.0	0	0	
12/11 @	LA	1	5	5.0	5	0		0	0	0.0	0	0	
12/18	SF	1	9	9.0	9t	0		0	0	0.0	0	0	
12/24 @	CAR	-	-	--	-	-		-	-	--	-	-	
1/1	NO	-	-	--	-	-		-	-	--	-	-	
TOTALS		19	271	14.3	44	3		0	0	0.0	0	0	
CAREER		19	271	14.3	44	3		0	0	0.0	0	0	

2016 POSTSEASON STATISTICS

DATE	OPP	RECEIVING						RUSHING					
		REC	YDS	AVG	LG	TD		RUSH	YDS	AVG	LG	TD	
1/14	SEA	1	10	10.0	10	0		0	0	0.0	0	0	
1/22	GB	2	23	11.5	15	0		0	0	0.0	0	0	
2/5	NE	3	32	10.7	19t	1		0	0	0.0	0	0	
TOTALS		6	65	10.8	19t	1		0	0	0.0	0	0	

36

KEMAL ISHMAEL
SAFETY
CENTRAL FLORIDA
 (5TH YEAR WITH FALCONS)

**HEIGHT:****6'0"****WEIGHT:****206****BIRTHDATE:****5/6/91****NFL EXP:****4 YRS****ACQUIRED:****D7a-'13**

TRANSACTIONS

- » Selected as the first of three seventh round (243rd overall) draft choices by Atlanta in 2013.

2016 (FALCONS)

- » Played in 13 games with four starts, posting 49 total tackles (29 solo). Saw action at both safety and linebacker before being placed on injured reserve.

CAREER

- » In four seasons with the Falcons, has seen action in 49 games with 19 starts. Totaled 194 tackles (124 solo), five interceptions, one forced fumble, one fumble recovery, and 11 passes defended.
- » Played in 16 games with five starts in 2015. Collared 42 tackles (29 solo) with one interception and three passes defended. Posted the sixth-longest INT return in franchise history (84-yards) after picking off Blake Bortles (12/20).
- » Played in 16 games with 10 starts in 2014. Seeing his first significant action last season he recorded 103 total tackles (66 solo), four interceptions, one forced fumble and six pass deflections. Scored his first career touchdown on a 23-yard interception return against Tampa Bay (9/18/14).
- » Played in four games as a rookie primarily on special teams, logging one special teams tackle. Made his professional debut at Arizona (10/27/13).

COLLEGE

- » Collared 368 total tackles (213 solo) with 9.5 tackles for loss, six interceptions, six forced fumbles, six fumble recoveries, and one sack in

53 career games at Central Florida.

- » Finished his career as the Knights all-time leader in tackles among defensive backs and just the third player in UCF history to lead the team in tackles three times during his career.
- » Posted 124 total tackles (68 solo) with five tackles for loss, four passes defense, three interceptions, three forced fumbles, three fumble recoveries, and three forced fumbles in 2012.
- » Closed out his Black and Gold career by starting his final 49 games and leading the Knights to the C-USA championship game.
- » As a senior in 2012, was named the Conference USA Defensive Player of the Year and a First Team All-C-USA selection.
- » As a junior in 2011, earned All-C-USA honorable mention honors after starting all 12 games and posting a team-high 81 tackles (39 solo) with 2 three passes defended and 2.5 tackles for loss.
- » Was a first team All-C-USA performer during his sophomore season in 2010 finishing the season with a team-high 93 tackles (57 solo), five passes defended, two interceptions, two forced fumbles, and one fumble recovery.
- » Appeared in 13 games with nine starts as a true freshman in 2009 and posted 70 tackles (49 solo) with one tackle for loss, one interception, one pass broken up, and one fumble recovery.

PERSONAL

- » Was an All-Dade county performer at North Miami Beach High School.
- » Helped North Miami Beach to the 2006 state semifinals, an undefeated campaign in 2007 and the state playoffs again in 2008.
- » Son of Blessed and Darlene Ishmael. Majored in general studies with a minor in coaching at UCF.

ISHMAEL'S CAREER STATISTICS

YEAR	GP/GS	TK	SO	AST	SK	YDS	INT	YDS	LG	TD	PD	FF	FR	YDS	TD
2013	ATL	3/0	0	0	0	0.0	0.0	0	0	0	0	0	0	0	0
2014	ATL	17/10	103	66	37	0.0	0.0	4	37	23	1	6	1	1	0
2015	ATL	16/5	42	29	13	0.0	0.0	1	84	84	0	3	0	0	0
2016	ATL	13/4	49	29	20	0.0	0.0	0	0	0	0	2	0	0	0
TOTAL		49/19	194	124	70	0.0	0.0	5	124	84	1	11	1	1	0

2016 GAME-BY-GAME STATISTICS

DATE	OPP	TK	SO	SK	YDS	INT	YDS	FF	FR	PD
9/11	TB	7	5	0.0	0.0	0	0	0	0	0
9/18	@OAK	15	13	0.0	0.0	0	0	0	0	1
9/26	@NO	5	2	0.0	0.0	0	0	0	0	0
10/2	CAR	3	3	0.0	0.0	0	0	0	0	0
10/9	@DEN	10	4	0.0	0.0	0	0	0	0	1
10/16	@SEA	8	4	0.0	0.0	0	0	0	0	0
10/23	SD	0	0	0.0	0.0	0	0	0	0	0
10/30	GB	0	0	0.0	0.0	0	0	0	0	0
11/3	@TB	0	0	0.0	0.0	0	0	0	0	0
11/23	@PHI	0	0	0.0	0.0	0	0	0	0	0
11/27	ARI	0	0	0.0	0.0	0	0	0	0	0
12/4	KC	1	0	0.0	0.0	0	0	0	0	0
12/11	@LA	0	0	0.0	0.0	0	0	0	0	0
12/18	SF	INJURED RESERVE								
12/24	@CAR	INJURED RESERVE								
1/1	NO	INJURED RESERVE								
TOTALS		49	29	0.0	0.0	0	0	0	0	2
CAREER		194	124	0.0	0.0	5	124	1	1	11

2014 GAME-BY-GAME STATISTICS

DATE	OPP	TK	SO	SK	YDS	INT	YDS	FF	FR	PD
9/7	NO	1	0	0.0	0	0	0	0	0	0
9/14	@CIN	5	4	0.0	0	1	23	0	0	1
9/18	TB	0	0	0.0	0	0	0	0	0	0
9/28	@MIN	7	1	0.0	0	0	0	0	0	0
10/5	@NYG	15	9	0.0	0	0	0	0	0	1
10/12	CHI	9	6	0.0	0	0	0	0	0	0
10/19	@BAL	6	3	0.0	0.0	0	0	0	0	0
10/26	DET	9	6	0.0	0	0	0	0	0	0
11/9	@TB	3	3	0.0	0	1	0	0	0	1
11/16	@CAR	7	5	0.0	0	1	0	0	0	2
11/23	CLE	11	7	0.0	0	1	14	0	0	0
11/30	ARI	3	2	0.0	0	0	0	0	0	0
12/8	@GB	7	5	0.0	0	0	0	0	0	1
12/14	PIT	9	5	0.0	0.0	0	0	0	0	0
12/21	@NO	4	3	0.0	0.0	0	0	1	1	0
12/28	CAR	7	7	0.0	0.0	0	0	0	0	0
TOTALS		103	66	0.0	0.0	4	37	1	1	6
CAREER		103	66	0.0	0.0	4	37	1	1	6

2013 GAME-BY-GAME STATISTICS

DATE	OPP	TK	SO	SK	YDS	INT	YDS	FF	FR	PD
9/8	@NO	INACTIVE								
9/15	STL	INACTIVE								
9/22	@MIA	INACTIVE								
9/29	NE	INACTIVE								
10/7	NYJ	INACTIVE								
10/20	TB	INACTIVE								
10/27	@ARZ	0	0	0.0	0.0	0	0	0	0	0
11/3	@CAR	INACTIVE								
11/10	SEA	INACTIVE								
11/17	@TB	INACTIVE								
11/21	NO	INACTIVE								
12/1	@BUF	INACTIVE								
12/8	@GB	INACTIVE								
12/15	WAS	0	0	0.0	0.0	0	0	0	0	0
12/23	@SF	0	0	0.0	0.0	0	0	0	0	0
12/29	CAR	0	0	0.0	0.0	0	0	0	0	0
TOTALS		0	0	0.0	0.0	0	0	0	0	0
CAREER		0	0	0.0	0.0	0	0	0	0	0

97**GRADY JARRETT**
DEFENSIVE TACKLE
CLEMSON
(3RD YEAR WITH FALCONS)**HEIGHT:**
6'0"**WEIGHT:**
305**BIRTHDATE:**
4/28/93**NFL EXP:**
3 YRS**ACQUIRED:**
D5-'15**TRANSACTIONS**

- » Selected by the Falcons in the fifth round (137th overall) of the 2015 NFL Draft.

2016 (FALCONS)

- » Played in 16 games with 14 starts and totaled 47 tackles (20 solo) while adding three sacks, four tackles for loss, and one fumble recovery.
- » Tied an NFL record with three sacks in Super Bowl LI against New England. Since sacks became an official statistic in 1982, three other players have posted three in the Super Bowl - Darnell Dockett, Kony Ealy, and Reggie White.

CAREER

- » Has seen action in 31 games with 16 starts while totaling 72 tackles (34 solo) with four sacks, eight tackles for loss, one fumble recovery, and 11 quarterback hits as a rookie in 2015.
- » Played in 15 games, making two starts, and totaled 24 tackles (13 solo) with one sack, four tackles for loss and two quarterback hits as a rookie in 2015.
- » Had his best game as a rookie at Tampa Bay (12/6), logging four tackles, one tackle for loss, and his first career sack.
- » Made his first career start at Carolina (12/13). Posted a career-best six tackles.

COLLEGE

- » Finished his career starting 37 of the 48 games he played in and tallied 207 total tackles, 29.5 tackles for loss, 5.5 sacks, two forced fumbles and four fumble recoveries.
- » In 2014, he was named a permanent co-captain, and was named a third team All-American by Athlon. He was also selected first team All-ACC.
- » He started all 13 games during his senior year in 2014 and recorded 73 total tackles, 10 tackles for loss, 1.5 sacks, two forced fumbles and one fumble recovery.
- » In 2013 he posted 83 tackles, 11 tackles for loss, two sacks and two fumble recoveries. He earned All-ACC honors from the media and coaches as well.
- » In 2012, he was selected as an honorable mention sophomore All-American, an honorable mention All-ACC pick and was named the co-defensive player of the year by Clemson's coaching staff.

PERSONAL

- » He attended Rockdale County High School in Conyers, GA and recorded 101 tackles, 31.5 tackles for loss and nine sacks as a senior.
- » He graduated from Clemson with a degree in Management in December of 2014.

JARRETT'S CAREER STATISTICS

YEAR	GP/GS	TK	SO	AST	SK	YDS	INT	YDS	LG	TD	PD	FF	FR	YDS	TD
2015	ATL	15/2	24	13	11	1.0	5.0	0	0	0	0	0	0	0	0
2016	ATL	16/14	48	21	27	3.0	18.0	0	0	0	0	0	1	0	0
TOTAL		31/16	72	34	38	3.0	23.0	0	0	0	0	0	0	0	0

JARRETT'S POSTSEASON STATISTICS

YEAR	GP/GS	TK	SO	AST	SK	YDS	INT	YDS	LG	TD	PD	FF	FR	YDS	TD
2016	ATL	3/3	10	7	3	3.0	11.0	0	0	0	0	0	0	0	0
TOTAL		3/3	10	7	3	3.0	11.0	0	0	0	0	0	0	0	0

JARRETT'S BEST GAMES

TACKLES	SACKS	QB HIT	TACKLES FOR LOSS
7 @ SEA (10/16/16)	1.0, Four Times	2 @ TB (11/3/16)	2 @ TB (11/3/16)
6 @ CAR (12/13/15)	Last vs. NO (1/1/17)	1, Five Times	1, Four Times
5 @ PHI (11/13/16)		Last vs. ARI (11/28/16)	Last @ JAX (12/20/15)

2016 GAME-BY-GAME STATISTICS

DATE	OPP	TK	SO	SK	YDS	INT	YDS	FF	FR	PD
9/11	TB	3	1	0.0	0.0	0	0	0	0	0
9/18	@OAK	3	3	0.0	0.0	0	0	0	0	0
9/26	@NO	2	2	0.0	0.0	0	0	0	0	0
10/2	CAR	1	0	0.0	0.0	0	0	0	0	0
10/9	@DEN	3	1	1.0	5.0	0	0	0	0	0
10/16	@SEA	7	0	0.0	0.0	0	0	0	0	0
10/23	SD	1	0	0.0	0.0	0	0	0	0	0
10/30	GB	2	0	0.0	0.0	0	0	0	0	0
11/3	@TB	2	2	1.0	5.0	0	0	0	0	0
11/23	@PHI	5	4	0.0	0.0	0	0	0	0	0
11/27	ARI	3	1	0.0	0.0	0	0	0	0	0
12/4	KC	2	1	0.0	0.0	0	0	0	1	0
12/11	@LA	3	2	0.0	0.0	0	0	0	0	0
12/18	SF	3	0	0.0	0.0	0	0	0	0	0
12/24	@CAR	4	1	0.0	0.0	0	0	0	0	0
1/1	NO	3	1	1.0	8.0	0	0	0	0	0
TOTALS		48	21	3.0	18.0	0	0	0	1	0
CAREER		72	34	4.0	23.0	0	0	0	1	0

2016 POSTSEASON STATISTICS

DATE	OPP	TK	SO	SK	YDS	INT	YDS	FF	FR	PD
1/14	SEA	4	3	0.0	0.0	0	0	0	0	0
1/22	GB	1	0	0.0	0.0	0	0	0	0	0
2/5	NE	5	4	3.0	11.0	0	0	0	0	0
TOTALS		10	7	3.0	11.0	0	0	0	0	0

45

DEION JONES
LINEBACKER
LOUISIANA STATE UNIVERSITY
 (2ND YEAR WITH FALCONS)

**HEIGHT:****6"1'****WEIGHT:****227****BIRTHDATE:****11/4/94****NFL EXP:****2 YRS****ACQUIRED:****D2-'16**

TRANSACTIONS

- » Selected by the Falcons in the second round (52nd overall) of the 2016 NFL Draft.

2016 (FALCONS)

- » Has played in 15 games with 13 starts. Tied for the team lead with 106 total tackles (75 solo). Has also added three interceptions, two touchdowns, two quarterback hits, four tackles for loss, two forced fumbles and 11 passes defensed.
- » Started at linebacker in his NFL debut against Tampa Bay (9/11). Posted six tackles (five solo) with one quarterback hit.
- » Totaled nine tackles, one interception and two passes defensed at New Orleans (9/26). Lifted the Falcons to victory with a 90-yard pick six in the third quarter. His interception return is tied for the third longest in franchise history with Ken Reaves and trails only Tom Pridemore (101), Chevis Jackson (95).
- » Earned NFC Defensive Rookie of the Month in September. Recorded 25 total tackles, which led all rookies in that category during the month.
- » Grabbed his third interception of the season and second touchdown in Atlanta's 42-14 win over Los Angeles (12/11). The rookie from LSU intercepted Jared Goff and returned the pick 33 yards for a score. With the INT, Jones became just the fourth Falcon - first Falcons rookie - to return two interceptions for touchdowns in a single season.
- » Sealed Atlanta's Divisional Round playoff win when he intercepted a Russell Wilson pass with just over two minutes remaining in the game. Added five tackles and one tackle for loss.

COLLEGE

- » Played in 51 games with 12 starts, with 11 of those starts coming last season during his senior year for the Tigers. Jones made the most of his senior season by leading LSU in tackles with 100. He recorded a total of 165 tackles, 21.0 tackles for loss, and 5.0 sacks during his career in Baton Rouge.
- » Earned recognition as a permanent team captain for the 2015 season in a post-season vote by the team. Was also named LSU's defensive MVP for 2015, along with defensive back Jamal Adams.
- » Played in all 12 games with 11 starts as a senior in 2015. Named one of five finalists for the Butkus Award, which is given annually to the top linebacker in college football.
- » Led Tigers with 100 tackles and 13.5 tackles for loss. Also added 5.0 sacks, six QB hurries and a pair of interceptions. Posted double-digit tackles in six of LSU's 12 games, including a career-best 14 stops against Ole Miss.
- » Saw action in all 13 games and started at Will linebacker in place of Kwon Alexander versus Louisiana Monroe during his junior season in 2014. Tallied 27 total tackles and 3.5 tackles for a loss. His eight special teams tackles ranked third on the team.
- » Played in all 13 games as a sophomore in 2013. Continued to make his mark as a hard-hitting player on kickoff coverage. Tallied 15 total tackles.
- » Saw action in 13 games as a true freshman. Made an impact on kickoff coverage and finished the year with 23 tackles, most of which came on special teams. Also added three tackles for loss and recovered a fumble.

PERSONAL

- » Led Jesuit High School to one of the best seasons in school history as a senior, finishing 12-1 and reaching the quarterfinals of the 5A playoffs. Named LSWA Class 5A Outstanding Defensive Player and first-team All-State in 2011 after posting 179 tackles, eight sacks, five forced fumbles, three interceptions and three fumble recoveries.
- » Named the New Orleans 5A Catholic League Defensive Player of the Year in 2011. Also named to the New Orleans Times-Picayune

2012 Blue Chip list and was listed on the 2011 Jackson Clarion Herald Elite Football Team in addition to earning the New Orleans Times-Picayune Metro Defensive Player of the Year award.

- » Parents are Cal and Tahonas Jones. Nicknamed "Debo". Has a sister, Cassidy. Majored in sport administration.

JONES' CAREER STATISTICS

YEAR	GP/GS	TK	SO	AST	SK	YDS	INT	YDS	LG	TD	PD	FF	FR	YDS	TD
2016	ATL	15/13	106	75	31	0.0	0.0	3	165	90t	2	11	2	0	0
TOTAL		15/13	106	75	31	0.0	0.0	3	165	90t	2	11	2	0	0

JONES' POSTSEASON STATISTICS

YEAR	GP/GS	TK	SO	AST	SK	YDS	INT	YDS	LG	TD	PD	FF	FR	YDS	TD
2016	ATL	3/3	20	15	5	0.0	0.0	1	28	28	0	3	1	0	0
TOTAL		3/3	20	15	5	0.0	0.0	1	28	28	0	3	1	0	0

2016 GAME-BY-GAME STATISTICS

DATE	OPP	TK	SO	SK	YDS	INT	YDS	FF	FR	PD
9/11	TB	6	5	0.0	0.0	0	0	0	0	0
9/18	@OAK10	7	0.0	0.0	0	0	0	0	0	0
9/26	@NO	9	8	0.0	0.0	1	90t	0	0	2
10/2	CAR	5	4	0.0	0.0	0	0	0	0	0
10/9	@DEN	INACTIVE								
10/16	@SEA	4	1	0.0	0.0	0	0	1	0	1
10/23	SD	7	5	0.0	0.0	1	42	0	0	1
10/30	GB	4	3	0.0	0.0	0	0	0	0	0
11/3	@TB	6	6	0.0	0.0	0	0	0	0	0
11/23	@PHI	11	9	0.0	0.0	0	0	0	0	1
11/27	ARI	5	3	0.0	0.0	0	0	0	0	0
12/4	KC	7	4	0.0	0.0	0	0	0	0	0
12/11	@LA	5	4	0.0	0.0	1	33t	0	0	2
12/18	SF	8	3	0.0	0.0	0	0	1	0	0
12/24	@CAR	13	8	0.0	0.0	0	0	0	0	1
1/1	NO	6	5	0.0	0.0	0	0	0	0	3
TOTALS		106	75	0.0	0.0	3	90t	2	0	11
CAREER		106	75	0.0	0.0	3	90t	2	0	8

2016 POSTSEASON STATISTICS

DATE	OPP	TK	SO	SK	YDS	INT	YDS	FF	FR	PD
1/14	SEA	5	3	0.0	0.0	1	28	0	0	1
1/22	GB	6	5	0.0	0.0	0	0	0	0	1
2/5	NE	9	7	0.0	0.0	0	0	1	0	1
TOTALS		20	15	0.0	0.0	1	28	1	0	3



JULIO JONES
WIDE RECEIVER
UNIVERSITY OF ALABAMA
 (7TH YEAR WITH FALCONS)



HEIGHT:

6'3"

WEIGHT:

220

BIRTHDATE:

2/8/89

NFL EXP:

7 YRS

ACQUIRED:

D1-'11

TRANSACTIONS

- » Selected as a first round (6th pick overall) draft choice by Atlanta in 2011.
- » Agreed to a five-year contract extension on August 29, 2015.

2016 (FALCONS)

- » Earned his third consecutive Pro Bowl selection after finishing second in the NFL and leading the NFC with 1,409 receiving yards in 2016. Caught 83 passes with six touchdowns, including a 75-yard score. Was the only receiver in the NFL to average 100 yards per game.
- » Named a first team All-Pro by the Associated Press for the second straight season.
- » Moved into second in club annals with 7,610 career receiving yards, trailing Roddy White (10,863) for the franchise record.
- » Set a franchise record with 300 receiving yards on 12 receptions, including a 75-yard TD, in Atlanta's 48-33 win over the Carolina Panthers (10/2). He became just the fourth player in the Super Bowl era to record 300 receiving yards in a single game. Shattered his own club record of 259 yards set in Green Bay in 2014 and became the only player in the Super Bowl era to post two games with 250+ yards. Earned NFC Offensive Player of the Week for his efforts.
- » Tied Alfred Jenkins for fourth on the club's all-time receiving touchdown list with 40 career TDs.
- » Became the first player in NFL history to have two postseason games with at least 180 receiving yards and two touchdowns after catching nine passes for 180 yards with two scores in the NFC Championship game against Green Bay.
- » Established himself as one of the most explosive receivers in the NFL over the last six seasons as his 70 receptions over 25 yards rank tied for second.
- » Since 2011, his 96.3 receiving yards per game lead the NFL. Additionally, his 6.4 catches per game rank second in the League during that span.
- » Has scored seven touchdowns of 60+ yards and 11 touchdowns of 40-or-more yards in his career.
- » Has posted 35 100-yard games and 12 games with 10-or-more catches in his career.
- » Earned his second straight Pro Bowl selection after leading the NFL with 1,871 yards and tying for the League lead with 136 receptions. Named an All-Pro selection by the Associated Press, Pro Football Focus, Yahoo!, and Sporting News.
- » Posted one of the best seasons by a receiver in NFL history as he now ranks second in receiving yards and tied for second in receptions. Joined Pittsburgh's Antonio Brown as one of two players in NFL history with at least 136 catches and 1,800 yards in a single season.
- » Earned his first NFC Player of the Week award for his performance in Week 1.
- » Became the first player in NFL history to post 135+ receiving yards in each of a team's first three games in a season. Also set an NFL record for the most catches in the first three games of a season (34).
- » Was named NFC Player of the Month after his performance in September. Led the NFL with 34 receptions and 440 yards while adding four touchdowns in the first month of the season. Was the only player in the NFC to post multiple games with 10-or-more receptions and his four receiving touchdowns ranked second in the conference.
- » Became the second player in franchise history to post two 100-catch seasons.

CAREER

- » In six seasons, Jones has established himself as one of the premier receivers in the NFL with 497 receptions for 7,610 yards (15.3 YPC) and 40 touchdowns, while playing in 79 games.

- » Broke WR Roddy White's single-season receptions record (115) at Jacksonville (12/20) running his season total to 118 catches.
- » He became the second player in NFL history with at least 125 catches and 1,700 receiving yards in a season, joining WR Marvin Harrison (2002).
- » Passed Pro Football Hall of Famer Jerry Rice for second on the NFL's single season receiving list (1,871) and tied Antonio Brown for second in single season receptions (136) after catching nine passes for 149 yards against New Orleans (1/3).
- » Had another impressive season in 2014. During his 15 starts he recorded 104 catches, which was good enough for third best in the NFL. He also recorded 1,593 receiving yards, which was also third best in the NFL, along with six touchdowns. His impressive numbers earned him his second trip to the Pro Bowl.
- » Enjoyed the best game of his career at Green Bay (12/8/14) setting a franchise record with 259 yards on 11 catches while adding one touchdown. His 259 receiving yards was the best performance by any receiver that season. Jones also broke Roddy White's franchise record for single-season receiving yards (1,389) in the game.
- » Caught 41 passes for 580 yards (14.1 avg.) with two touchdowns, including an 81-yard score in five games before being placed on Injured Reserve in 2013. Led the NFL in receptions and yards prior to his injury.
- » Built on the success of his impressive rookie campaign to earn his first career Pro Bowl selection in 2012. Set career-highs with 79 receptions for 1,198 yards and 10 touchdowns.
- » Posted four 100-yard games and two multi-touchdown games in 2012.
- » In 2012, teamed up with WR Roddy White to form one of the NFL's top receiving tandems posting an NFL-best 2,549 yards on 171 catches with 17 touchdowns.
- » Had the best game of his career, catching 11 passes for 182 yards with two touchdowns in the NFC Championship Game against San Francisco (1/20/13).
- » Set a Falcons franchise-record for the most receiving yards in a playoff game vs. San Francisco (1/20/13), topping Alfred Jenkins who posted 155 yards against the Cowboys in the NFC Divisional Playoff round in 1981.
- » Tied White's club postseason record of 11 catches in the NFC Championship game against San Francisco (1/10/13). White caught 11 passes in Atlanta's Wild Card game at Arizona following the 2008 season.
- » Posted the first 100-yard playoff game by a Falcons receiver since WR Tony Martin posted 129 yards on five catches at Minnesota (1/17/99) in the NFC Championship game. Became the sixth Falcon receiver to post 100-plus receiving yards in a postseason game.
- » Joined Roddy White to become the first Falcons teammates to post 1,000 receiving yards in the same season since WR Tony Martin (1,181) and Terance Mathis (1,136) each accomplished that feat in 1998.
- » Posted the best season by a Falcons rookie receiver in 2011 after notching 54 receptions for 959 yards and eight touchdowns. Recorded more yards and touchdowns than any Falcons rookie before him and only Shawn Collins caught more passes in his first season when he pulled down 58 balls in 1989.
- » Earned NFL Rookie of the Month honors for December/January after catching 24 passes for 461 yards and six touchdowns in the final five games of the regular season in 2011.
- » Posted back-to-back 100-yard games at Tampa Bay in Week 3 and at Seattle in Week 4. Became the first Falcons rookie since Alfred Jenkins in 1975 to accomplish that feat and the first NFL rookie to do so since DeSean Jackson in 2008.
- » Recorded five receptions for 71 yards in his NFL debut against Chicago (9/11/11), including a team-long 32-yard reception.
- » Set career-highs in receptions (11) and receiving yards (127) and recorded his second-consecutive 100-yard receiving game at Seattle (10/2/11).
- » Became the first Falcons rookie to record 11 receptions in a game when he posted 11 catches for 127 yards at Seattle in Week 4. Became the first rookie to post 11-or-more catches in a game since Denver's Eddie Royal in 2008.
- » Hauled in three passes for 131 yards, including his first two career touchdowns, and added two carries for 33 yards at Indianapolis (11/6/11).
- » Registered 104 yards and two touchdowns on three catches, including a long reception of 75 yards, at Carolina (12/11/11).
- » Logged eight catches for 128 yards, including his third consecutive game with a touchdown, at New Orleans (12/26/11).
- » Notched his third multi-touchdown game of the season after recording four catches for 76 yards and two scores vs. Tampa Bay (1/1/11).

COLLEGE

- » Established himself as one of the premier wide receivers in college football at the University of Alabama. In 40 games he caught 179 passes for 2,653 yards with 15 touchdowns, and accumulated 3,084 all-purpose yards.
- » His 179 receptions rank second all-time at Alabama, while his 2,653 receiving yards rank second in school history and his 15 touchdowns are tied for fourth in Crimson Tide annals.
- » In 2010, garnered second-team All-American honors and was a first-team All-Southeastern Conference selection.
- » Was a member of the watch lists for the Maxwell Award, given to the nation's top player, and the Biletnikoff Award, given to the nation's top receiver in both his sophomore and junior seasons.
- » Started all 13 games and led the Tide with 78 receptions for 1,133 yards (14.53 avg.) and seven touchdowns as a junior in 2010. Also added 135 yards with two scores on eight carries on the ground.
- » Set a single-season school record with 78 receptions, breaking D.J. Hall's previous mark of 67 set in 2007.
- » As a junior, set a new school record with 1,133 receiving yards, breaking Hall's mark of 1,056 yards set in 2006.
- » Earned Freshman All-American first-team honors from the Football Writers Association of America and Sporting News.

PERSONAL

- » Attended Foley High School (AL), playing football for head coach Todd Watson where he was regarded as the nation's top receiver by Rivals.com, Scout.com and SuperPrep. He was also named the top high school player in the country by Sports Illustrated and Tackle.com.

- » Concluded his prep career with 194 catches for 3,287 yards (16.94 avg.) with 43 touchdowns while adding three rushing touchdowns, two kickoff-return touchdowns, two punt-return touchdowns and two fumble returns for scores.
- » Was named a two-time All-America choice by Rivals.com and a two-time All-State selection by the Birmingham News & Alabama Sports-writers Association.
- » As a senior, caught 68 passes for 1,181 yards (17.37 avg.) with 16 touchdowns while leading the Lions to a 12-1 overall record, a Region 2 title and an appearance in the state quarterfinals.
- » Was named "Mr. Football" and Gatorade Player of the Year for the state of Alabama...All-American choice by Parade Magazine, USA Today, EA Sports and Scout.com in 2007.
- » Is a two-time recipient of Alabama's Commitment to Academic Excellence Award (2009-10).
- » Led community service projects in high school which included Santa America Foundation and local Optimist International Club.
- » Credits his mother, Queen Mavin, as the largest influence in his life as she never let him quit at anything.
- » His given name is Quintorris Jones.
- » Participated as a celebrity waiter for the 4th annual Huddle Up for Miracles hosted by Head Coach Mike Smith at 103 West in Atlanta to benefit Children's Miracle Network.
- » In 2011, a participant in the Atlanta Falcons Rookie Club sponsored by UnitedHealthcare of Georgia, this program gives the players the opportunity to take part in several charitable events.

JONES' CAREER STATISTICS

			RECEIVING						RUSHING					
YEAR	GP/GS		REC	YDS	AVG	LG	TD		ATT	YDS	AVG	LG	TD	
2011	ATL	13/13	54	959	17.8	80	8		6	56	9.3	19	0	
2012	ATL	16/15	79	1,198	15.2	80t	10		6	30	5.0	27	0	
2013	ATL	5/5	41	580	14.1	81t	2		1	7	7.0	7	0	
2014	ATL	15/15	104	1,593	15.3	79	6		1	1	1	1	0	
2015	ATL	16/16	136	1,871	13.8	70t	8		0	0	0	0	0	
2016	ATL	14/14	83	1,409	17.0	75t	6		0	0	0	0	0	
TOTALS	79/78		497	7,610	15.3	81t	40		14	94	6.7	27	0	

JONES' PLAYOFF STATISTICS

			RECEIVING						RUSHING					
YEAR	GP/GS		REC	YDS	AVG	LG	TD		ATT	YDS	AVG	LG	TD	
2011	ATL	1/1	7	64	9.1	20	0		1	13	13.0	13	0	
2012	ATL	2/2	17	241	14.2	46t	2		1	-1	-1.0	-1	0	
2016	ATL	3/3	19	334	17.6	73t	3		0	0	0.0	0	0	
TOTALS	6/6		43	639	14.9	73t	5		2	12	6.0	13	0	

JONES' BEST GAMES

RECEPTIONS	RECEIVING YARDS	LONG	TOUCHDOWNS
13 at NYG (9/20/15)	300 vs. CAR (10/2/16)	81t vs. STL (9/15/13)	2, Eight Times
12, Two Times	259 at GB (12/8/14)	80t, Two Times	Last @ DAL (9/27/15)
Last vs. CAR (10/2/16)	189 vs. ARI (11/30/14)	Last at TB (11/25/12)	
	182 vs. STL (9/15/13)		

2016 GAME-BY-GAME STATISTICS

		RECEIVING						RUSHING					
DATE	OPP	REC	YDS	AVG	LG	TD		RUSH	YDS	AVG	LG	TD	
9/11	TB	4	66	16.5	25t	1		0	0	0.0	0	0	
9/18	@ OAK	5	106	21.2	48	1		0	0	0.0	0	0	
9/26	@ NO	1	16	16.0	16	0		0	0	0.0	0	0	
10/2	CAR	12	300	25.0	75t	1		0	0	0.0	0	0	
10/9	@ DEN	2	29	14.5	20	0		0	0	0.0	0	0	
10/16	@ SEA	7	139	19.9	36t	1		0	0	0.0	0	0	
10/23	SD	9	174	19.3	50	0		0	0	0.0	0	0	
10/30	GB	3	29	9.7	12	0		0	0	0.0	0	0	
11/3	@ TB	8	111	13.9	21	1		0	0	0.0	0	0	
11/13	@ PHI	10	135	13.5	29	0		0	0	0.0	0	0	
11/27	ARI	4	35	8.8	15	0		0	0	0.0	0	0	
12/4	KC	7	113	16.1	21	0		0	0	0.0	0	0	
12/11	@ LA	INACTIVE											
12/18	SF	INACTIVE											
12/24	@ CAR	4	60	15.0	22	0		0	0	0.0	0	0	
1/1	NO	7	96	13.7	23	1		0	0	0.0	0	0	
TOTALS		83	1,409	17.0	75t	6		0	0	0.0	0	0	
CAREER		497	7,610	15.3	81t	40		14	94	6.7	27	0	

2016 POSTSEASON STATISTICS

		RECEIVING						RUSHING					
DATE	OPP	REC	YDS	AVG	LG	TD		RUSH	YDS	AVG	LG	TD	
1/14	SEA	6	67	11.2	20	1		0	0	0.0	0	0	
1/22	GB	9	180	20.0	73t	2		0	0	0.0	0	0	
2/5	NE	4	87	21.8	27	0		0	0	0.0	0	0	
TOTALS		19	334	17.6	73t	3		0	0	0.0	0	0	

FALCONS PLAYOFF RECEIVING

PLAYER	OPP	REC	YARDS
Julio Jones	SF	11	182
Julio Jones	GB	9	180
Alfred Jenkins	Dal	4	155
Michael Haynes	NO	6	144

NFL SINGLE GAME RECEIVING

PLAYER	YR	TEAM	YDS
Flipper Anderson	1989	RAM	336
Calvin Johnson	2013	DET	329
Stephone Paige	1985	KC	309
Jim Benton	1945	RAM	303
Cloyce Box	1950	DET	302
Julio Jones	2016	ATL	300

FALCONS ALL-TIME RECEIVING

PLAYER	YRS	REC	YARDS
Roddy White	2005-15	808	10,863
Julio Jones	2011-16	490	7,610
Terance Mathis	1994-01	573	7,349
Alfred Jenkins	1975-83	360	6,267

FALCONS ALL-TIME RECEIVING

PLAYER	YRS	REC	TD
Roddy White	2005-15	808	63
Terance Mathis	1994-01	573	57
Andre Rison	1990-94	423	56
Julio Jones	2011-16	490	40
Alfred Jenkins	1975-83	360	40



2012 POSTSEASON STATISTICS											
DATE	OPP	RECEIVING				RUSHING				YDS	LG TD
		REC	YDS	AVG	LG TD	RUSH	YDS	AVG	LG TD		
1/13	SEA	6	59	9.8	21	0	1	-1	-1.0	-1	0
1/20	SF	11	182	16.5	46	2	0	0	0.0	0	0
TOTALS		17	241	14.2	46	2	1	-1	-1.0	-1	0

2011 POSTSEASON STATISTICS											
DATE	OPP	RECEIVING				RUSHING				YDS	LG TD
		REC	YDS	AVG	LG TD	RUSH	YDS	AVG	LG TD		
1/8	@ NYG	7	64	9.1	20	0	1	13	13.0	13	0
TOTALS		7	64	9.1	20	0	1	13	13.0	13	0

2015 GAME-BY-GAME STATISTICS											
DATE	OPP	RECEIVING				RUSHING				YDS	LG TD
		REC	YDS	AVG	LG TD	RUSH	YDS	AVG	LG TD		
9/14	PHI	9	141	15.7	44	2	0	0	0.0	0	0
9/20 @	NYG	13	135	10.4	37	0	0	0	0.0	0	0
9/27 @	DAL	12	164	13.7	45	2	0	0	0.0	0	0
10/4	HOU	4	38	9.5	19	0	0	0	0.0	0	0
10/11	WAS	5	67	13.4	20	0	0	0	0.0	0	0
10/15 @	NO	6	93	15.5	30	0	0	0	0.0	0	0
10/25 @	TEN	9	92	10.2	21	1	0	0	0.0	0	0
11/1	TB	12	162	13.5	35	1	0	0	0.0	0	0
11/8 @	SF	10	137	13.7	54	0	0	0	0.0	0	0
11/22	IND	9	160	17.8	36	0	0	0	0.0	0	0
11/29	MIN	5	56	11.2	19	0	0	0	0.0	0	0
12/6 @	TB	8	93	11.6	25	0	0	0	0.0	0	0
12/13 @	CAR	7	88	12.6	46	0	0	0	0.0	0	0
12/20 @	JAX	9	118	13.1	23	1	0	0	0.0	0	0
12/27	CAR	9	178	19.8	70	1	0	0	0.0	0	0
1/3	NO	9	149	16.6	29	0	0	0	0.0	0	0
TOTALS		136	1,871	13.8	70	8	0	0	0.0	0	0
CAREER		414	6,201	15.0	81	34	14	94	6.7	27	0

2014 GAME-BY-GAME STATISTICS											
DATE	OPP	RECEIVING				RUSHING				YDS	LG TD
		REC	YDS	AVG	LG TD	RUSH	YDS	AVG	LG TD		
9/7	NO	7	116	16.6	27	0	0	0	0.0	0	0
9/14 @	CIN	7	88	12.6	24	1	0	0	0.0	0	0
9/18	TB	9	161	17.9	40	2	0	0	0.0	0	0
9/28 @	MIN	6	82	13.7	21	0	0	0	0.0	0	0
10/5 @	NYG	11	105	9.5	22	0	0	0	0.0	0	0
10/12	CHI	4	68	17	29	0	1	1	1	1	0
10/19 @	BAL	5	56	11.2	24	0	0	0	0.0	0	0
10/26	DET	4	58	14.5	22	0	0	0	0.0	0	0
11/9 @	TB	8	119	14.9	39	0	0	0	0.0	0	0
11/16 @	CAR	6	59	9.8	11	0	0	0	0.0	0	0
11/23	CLE	5	68	13.6	24	1	0	0	0.0	0	0
11/30	ARI	10	189	18.9	41	1	0	0	0.0	0	0
12/8 @	GB	11	259	23.5	79	1	0	0	0.0	0	0
12/14	PIT	INACTIVE				INACTIVE					
12/21 @	NO	7	107	15.3	24	0	0	0	0.0	0	0
12/28	CAR	4	58	14.5	20	0	0	0	0.0	0	0
TOTALS		104	1,593	15.3	79	6	1	1	1	1	0
CAREER		278	4,330	15.6	81	26	14	94	6.7	27	0

2013 GAME-BY-GAME STATISTICS											
DATE	OPP	RECEIVING				RUSHING				YDS	LG TD
		REC	YDS	AVG	LG TD	RUSH	YDS	AVG	LG TD		
9/8 @	NO	7	76	10.9	22	1	0	0	0.0	0	0
9/15	STL	11	182	16.5	81	1	0	0	0.0	0	0
9/22 @	MIA	9	115	12.8	28	0	1	7	7.0	7	0
9/29	NE	6	108	12.4	25	0	0	0	0.0	0	0
10/7	NYJ	8	99	12.4	46	0	0	0	0.0	0	0
10/20	TB	INJURED RESERVE									
10/27 @	ARZ	INJURED RESERVE									
11/3 @	CAR	INJURED RESERVE									
11/10	SEA	INJURED RESERVE									
11/17 @	TB	INJURED RESERVE									
11/21	NO	INJURED RESERVE									
12/1 @	BUF	INJURED RESERVE									
12/8 @	GB	INJURED RESERVE									
12/15	WAS	INJURED RESERVE									
12/23 @	SF	INJURED RESERVE									
12/29	CAR	INJURED RESERVE									
TOTALS		41	580	14.1	81	2	1	7	7.0	7	0
CAREER		174	2,737	15.7	81	20	13	93	7.2	19	0

2012 GAME-BY-GAME STATISTICS											
DATE	OPP	RECEIVING				RUSHING				YDS	LG TD
		REC	YDS	AVG	LG TD	RUSH	YDS	AVG	LG TD		
9/9 @	KC	6	108	18.0	31	2	0	0	0.0	0	0
9/17	DEN	4	14	3.5	6	0	1	1	1.0	1	0
9/23 @	SD	5	67	13.4	15	1	0	0	0.0	0	0
9/30	CAR	1	30	30.0	30	0	0	0	0.0	0	0
10/7 @	WSH	10	94	9.4	29	1	1	1	1.0	1	0
10/14	OAK	4	63	15.8	25	0	0	0	0.0	0	0
10/28 @	PHI	5	123	24.6	63	1	1	9	9.0	9	0
11/4	DAL	5	129	25.8	48	0	1	8	8.0	8	0
11/11 @	NO	4	75	18.8	52	0	0	0	0.0	0	0
11/18	ARZ	3	33	11.0	20	0	0	0	0.0	0	0
11/25 @	TB	6	147	24.5	80	1	0	0	0.0	0	0
11/29	NO	5	48	9.6	18	0	0	0	0.0	0	0
12/9 @	CAR	5	66	13.2	21	1	0	0	0.0	0	0
12/16	NYG	6	74	12.3	40	2	1	18	18.0	18	0
12/22 @	DET	7	71	10.1	16	1	1	-7	-7.0	-7	0
12/30	TB	3	56	18.7	28	0	0	0	0.0	0	0
TOTALS		79	1,198	15.2	80	10	6	30	5.0	27	0
CAREER		133	2,117	16.2	80	18	12	86	7.2	19	0


2011 GAME-BY-GAME STATISTICS												
DATE	OPP	RECEIVING					RUSHING					
		REC	YDS	AVG	LG	TD	RUSH	YDS	AVG	LG	TD	
9/11	@ CHI	5	71	14.2	32	0	0	0	0.0	0	0	
9/18	PHI	2	29	14.5	15	0	0	0	0.0	0	0	
9/25	@ TB	6	115	19.2	49	0	1	-9	-9.0	-9	0	
10/2	@ SEA	11	127	11.5	45	0	0	0	0.0	0	0	
10/9	GB	1	16	16.0	16	0	1	17	17.0	17	0	
10/16	CAR	INACTIVE										
10/23	@ DET	INACTIVE										
11/6	@ IND	3	131	43.7	80	2	2	33	16.5	19	0	
11/13	NO	2	9	4.5	6	0	0	0	0.0	0	0	
11/20	TEN	INACTIVE										
11/27	MIN	0	0	0.0	0	0	0	0	0.0	0	0	
12/4	@ HOU	4	68	17.0	26	0	0	0	0.0	0	0	
12/11	@ CAR	3	104	34.7	75	2	0	0	0.0	0	0	
12/15	JAX	5	85	17.0	29	1	1	6	6.0	6	0	
12/26	@ NO	8	128	16.0	40	1	0	0	0.0	0	0	
1/1	TB	4	76	19.0	48	2	1	9	9.0	9	0	
TOTALS		54	959	17.8	80	8	6	56	9.3	19	0	
CAREER		54	959	17.8	80	8	6	56	9.3	19	0	



WR Julio Jones set a franchise record with 300 receiving yards against Carolina in Week 4.

67

ANDY LEVITRE
GUARD
OREGON STATE
 (3RD YEAR WITH FALCONS)



HEIGHT:
6'2"

WEIGHT:
303

BIRTHDATE:
5/15/86

NFL EXP:
9 YRS

ACQUIRED:
TR-'15 (TEN)

TRANSACTIONS

- » Originally selected by the Buffalo Bills in the second round (51st overall) of the 2009 NFL Draft.
- » Signed by the Tennessee Titans as an unrestricted free agent on March 14, 2013.
- » Traded to the Atlanta Falcons on September 4, 2015 in exchange for a 2016 sixth round draft selection and a future conditional pick.

2016 (FALCONS)

- » Started all 16 games at left guard, blocking for an offense that set a franchise record with 540 points and averaged 415.8 yards per game.
- » Started at left guard and helped the offense total 528 yards, the seventh-highest output in franchise history, at Oakland (9/18). Blocked for a rushing attack that put up 139 yards, which marked the 10th time in the last two seasons Atlanta has eclipsed 100 rushing yards.
- » Started at left guard and blocked for an offense that set a franchise record with 571 total yards against Carolina (10/2). Protected QB Matt Ryan as he became the 19th player in NFL history to throw for 500+ yards in a single game.

CAREER

- » Has started all 128 games of his eight year career. Is the one of two member of the 2009 NFL Draft class to start all 128 regular season games from 2009-16.
- » Started all 16 games at left guard and blocked for an offense that ranked seventh in the NFL averaging 374.1 yards per game in 2015.
- » Spent four seasons with the Bills, and started all 64 games during those four years.
- » Started all 16 games at left guard, bringing his consecutive starting streak to 96 games—every game since entering the NFL as a 2009 second-round selection (51st overall). The streak ranks first among all NFL guards.

- » Signed with the Tennessee Titans as an unrestricted free agent in 2013 and started all 32 games during his two year tenure with the club.
- » In 2012, anchored a Bills offensive line that held opponents to 30 sacks (fifth fewest in the AFC), while blocking for a rushing attack that averaged 138.6 yards per game, which ranked second in the AFC.
- » In 2011, was a member of a Bills offensive front that led the NFL in fewest sacks allowed with 23.
- » As a rookie in 2009, started all 16 games and was named to Sporting News' All-Rookie Team, Pro Football Weekly/Pro Football Writers of America's All-Rookie Team and Football Outsiders' All-Rookie Team..

COLLEGE

- » Closed out his career with a string of 35 consecutive starts at Oregon State (39 total for his career). In his last two seasons, he started 17 times at left tackle and nine times at right tackle.
- » In 2008, was an All-American first-team selection by the American Football Coaches Association and Pro Football Weekly. Earned second-team honors from the Associated Press and was a first-team All-Pac 10 Conference and Academic All-Pac 10 choice. As a senior, served as team co-captain and started all 13 games at left offensive tackle.
- » As a junior in 2007, was a second team All-Pac 10 Conference and Academic All-Pac 10 selection. Started the team's first nine games at right offensive tackle before shifting to the left side for his final four contests.
- » As a sophomore in 2006, named second-team Academic All-Pac 10 Conference choice, adding All-Pac 10 honorable mention while starting the final 10 games at right tackle.

- » As a redshirt freshman in 2005, saw action in every game, serving as the team's top reserve at both guard positions for the first 10 contests. Earned his first career start at right tackle in the season finale against Oregon.
- » Redshirted as a freshman in 2004.
- » Graduated from Oregon State in March 2009 with degrees in finance and sociology.

PERSONAL

- » Enjoys traveling around the world. In March 2012, he visited the Great Wall of China and tobogganed down a stretch of the wall. He has also been to Phuket, Thailand where he had the opportunity to ride an elephant.
- » Enjoys fishing and once caught a 250-pound yellowfin tuna in Puerto Vallarta, Mexico. Most recently, he caught an 88-inch sailfish in Cancun.
- » Has a signature ice cream that is named after him. Lake Effect Artisan Ice Cream in Buffalo created the Levitreland flavor, which is strawberry cheesecake ice cream with chocolate-covered pretzels throughout.
- » Fancies himself as a coffee connoisseur. He is also a skilled grillmaster, utilizing his Big Green Egg to cook masterpieces in his backyard.
- » Levitre married his wife, Katie, on July 4, 2015 and swam with sharks in Bora Bora on his honeymoon.
- » Earned Academic All-Pac 10 Conference honors four times.
- » Was a SuperPrep Magazine selection as a senior at San Lorenzo Valley High School. Also named first-team All-CIF, first team All-Santa Cruz Coast League, and named to the all-region team by the San Jose Mercury News.
- » Named team captain and co-MVP as a senior, while also competing on the defensive line.
- » As a junior, his team finished 13-0 and won the Central Coast Section title. Was an honorable mention all-state and first team all-conference as an offensive lineman as a junior, and second team as a defensive tackle.
- » Earned two letters in track throwing the shot put.
- » He has four brothers - Erick Travis, Logan, and Ryan. Erick was an offensive guard at the University of Arizona (2002-06).
- » Follow Levitre on Twitter: @LevitreAndy
- » His last name is pronounced Luh-Vee-Tree.
- » Born Andrew Steven Levitre on May 15, 1986 in Los Gatos, Calif.

LEVITRE'S CAREER GAMES PLAYED/STARTED

2016	2015	2014	2013	2012	2011	2010	2009
ATL	ATL	TEN	TEN	BUF	BUF	BUF	BUF
16/16	16/16	16/16	16/16	16/16	16/16	16/16	16/16
TOTALS 128/128							



Andy Levitre has started 128 consecutive games, including 32 straight for Atlanta.

51

ALEX MACK
CENTER
CALIFORNIA
 (2ND YEAR WITH FALCONS)



HEIGHT:
6'4"

WEIGHT:
311

BIRTHDATE:
11/19/85

NFL EXP:
9 YRS

ACQUIRED:
FA-'16

TRANSACTIONS

- » Originally selected by Cleveland Browns in first round (21st overall) of 2009 NFL Draft.
- » Signed to offer sheet by Jacksonville Jaguars on April 11, 2014. Re-signed by Browns after team exercised first-refusal rights on April 14, 2014.
- » Signed by the Atlanta Falcons as an unrestricted free agent on March 9, 2016.

2016 (FALCONS)

- » Started all 16 games at center, blocking for an offense that set a franchise record with 540 points and averaged 415.8 yards per game.
- » Earned his fourth career Pro Bowl selection after anchoring the offensive line for the NFL's top scoring unit.
- » Started at center and blocked for an offense that set a franchise record with 571 total yards against Carolina (10/2). Protected QB Matt Ryan as he became the 19th player in NFL history to throw for 500+ yards in a single game.

CAREER

- » A four-time Pro Bowler (2016, 2015, 2013, 2010), has started all 117 games in which he has played. Is one of three centers in Browns history to earn multiple Pro Bowl honors.
- » In 2015, Mack returned from injury to play in all 16 games and was selected to his third career Pro Bowl.
- » Played every offensive snap (4,998 consecutive) through his first 80 career games, and was one of only four NFL offensive linemen to play every offensive snap for his team since at least 2009.
- » Played and started in five games under offensive coordinator Kyle Shanahan during the 2014 season in Cleveland before going down with an injury. During those five games the offense averaged 26.8 points per game, 383.2 total yards per game, 146.4 rushing yards per game, and 4.4 yards per carry.

- » In 2013, earned his second career Pro Bowl selection and was named a second-team AP All-Pro. Started all 16 games at center, playing all 1,106 offensive snaps.
- » Was voted a first-alternate to the AFC Pro Bowl squad after starting all 16 games at center in 2012. Part of an offensive line that helped Trent Richardson set Browns rookie records in rushing yards (950), rushing TDs (11) and total scrimmage yards (1,317).
- » Started all 16 games at center in 2011, and did not miss an offensive snap, despite undergoing an appendectomy in October.
- » In 2010, Mack was anchored an offensive line that helped Peyton Hillis rush for 1,177 yards and 11 touchdowns. Earned his first career Pro Bowl selection and was named to Sports Illustrated's All-Pro team.
- » During his rookie season in 2009, Mack became the fifth rookie to start all 16 games at center, and helped his team record four consecutive games with more than 160 rushing yards.
- » Was named to the Pro Football Weekly/Professional Football Writers of America All-Rookie team and selected to USA Today's All-Joe team.
- » One of four rookie offensive linemen to start all 16 games in 2009, along with Buffalo's Andy Levitre (LG), Seattle's Max Unger (13 at RG, 3 at C) and Baltimore's Michael Oher (12 at RT, 4 at LT).
- » Became just the fifth NFL rookie to start all 16 games at C since 1998, joining Damien Woody (New England, 1999), Alex Stepanovich (Arizona, 2004), Nick Mangold (Jets, 2006) and Samson Satele (Miami, 2007).

COLLEGE

- » Was a two-time Rimington Trophy finalist, a two-time All-American and a four-time league academic honor roll honoree at California.
- » Awarded the Draddy Trophy as a senior, given to college football's top scholar-athlete.

- » Named the PAC-10 Conference's 2008 Scholar-Athlete of the Year and was a member of ESPN's All-Bowl Team in 2006 and 2008. Was a finalist for the Lowe's Senior CLASS Award, given for academic and athletic accomplishment.
- » The 2008 winner of the Schlessinger Coaches Award, which recognizes outstanding athletic ability, academic success and community service at Cal.
- » Did not allow any quarterback sacks or pressures on 397 pass plays in 2008. Was penalized just twice on a total of 832 snaps as a senior.
- » Became the third player in PAC-10 Conference annals to receive the Morris Trophy in back-to-back seasons. Led a line that allowed just 11 sacks in 2007, the third-lowest figure in the country that year. Redshirted as a freshman.
- » Earned a degree in legal studies, spent his senior season as a graduate student and is working towards his master's degree.
- » Attended San Marcos High School (Santa Barbara, Calif.). Played on both the offensive and defensive lines. Named the Channel League's co-Most Valuable Player on defense and a first team all-league selection. Was a two-time All-CIF choice and a three-time all-county and all-league member.
- » Named to Prep Star's All-West team as a senior, helping his team rush for 2,031 yards in 2003.
- » Added four letters in wrestling, advancing to the state wrestling tournament as a CIF heavy-weight champion and compiled a 28-2 record on the mat as a senior, when he ranked second in the state.
- » Embarked on a weeklong visit to U.S. troops at military bases throughout Afghanistan and Kyrgyzstan during the 2011 offseason as part of the NFL-USO program; his father and cousin both served in the military.
- » Enjoys helping children, including through school visits and reading to kids.
- » An avid traveler who has visited Australia, Brazil, England, France, Greece, Indonesia, Italy, Japan, Spain, Taiwan, Thailand and Turkey.
- » An avid reader with diverse tastes, including historical-fiction, science-fiction and fantasy books.

PERSONAL

- » Participated in the NFL's second annual "NFL Pro Hollywood Boot Camp" during the 2013 offseason, which offered a comprehensive overview of creative disciplines in the film industry including screen writing, directing, producing and film financing.

MACK'S CAREER GAMES PLAYED/STARTED

2016	2015	2014	2013	2012	2011	2010	2009
ATL	CLE	CLE	CLE	CLE	CLE	CLE	CLE
16/16	16/16	5/5	16/16	16/16	16/16	16/16	16/16
TOTALS 117/117							

70

JAKE MATTHEWS

TACKLE

TEXAS A&M

(4TH YEAR WITH FALCONS)



HEIGHT:

6'5"

WEIGHT:

309

BIRTHDATE:

2/11/92

NFL EXP:

4 YRS

ACQUIRED:

TD1-'14

TRANSACTIONS

- » Selected as a first round (6th overall) draft choice by Atlanta in 2014.

2016 (FALCONS)

- » Started all 16 games at left tackle, blocking for an offense that set a franchise record with 540 points and averaged 415.8 yards per game.
- » Started at left tackle and blocked for an offense that set a franchise record with 571 total yards against Carolina (10/2). Protected QB Matt Ryan as he became the 19th player in NFL history to throw for 500+ yards in a single game.

CAREER

- » In three seasons, has started all 47 games that he has played in, including 46 straight games dating back to Week 3 of his rookie season. Has helped protect QB Matt Ryan who has thrown for 14,229 yards and 87 touchdowns during that span.
- » Started all 16 games at left tackle and blocked for an offense that ranked seventh in the NFL averaging 374.1 yards per game in 2015. Protected Matt Ryan's blindside as the quarterback became one of four passers to throw for 4,000 yards in each of the last five seasons.
- » Started 15 games at left tackle during his rookie season in 2014, and blocked for an offense that broke several franchise records.
- » Started at left tackle and helped block for an offense that generated a franchise record 548 yards of total offense vs. New Orleans (9/7/14).
- » Started at left tackle and helped block for an offense that scored 56 points (2nd most in franchise history) and recorded 488 total yards vs Tampa Bay (9/18/14).

COLLEGE

- » Appeared in 52 games for Texas A&M, starting his final 46 contests, the first 33 at right tackle and the final 13 on the left side.
- » As a senior, was a consensus All-American and a unanimous All-Southeastern Conference first-team selection. He was recipient of the Bobby Bowden Award, presented for high performance on the field, in class and in the community.
- » In 2012, earned first-team All-American honors from The NFL Draft Report and the Football Writers of America Association, adding second-team accolades from the Walter Camp Football Foundation and third-team recognition from the Associated Press.
- » As a sophomore, quickly developed into the cornerstone of the Aggies' offensive front that allowed just nine sacks in 13 games and set then-school records for total offense (seventh in the nation at 490.2 ypg), passing (291.1 ypg) and scoring (11th nationally at 39.08 ppg) offense. The sophomore delivered 13 touchdown-resulting blocks and 96 key blocks/knockdowns while helping the Aggies rush for 199.2 yard per game.
- » In 2011, was named to ESPN.com's All-Big 12 Conference Freshman team and was an honorable mention All-Big 12 pick. He was one of 10 freshman to letter for the Aggies, starting the final seven games of the season.

PERSONAL

- » Matthews is the next to carry on the family NFL tradition. He is the fourth family member to be selected in the first round of the draft and the seventh to reach the National Football League.

- » Matthews' NFL lineage began with Clay Matthews Sr., who played four seasons for the San Francisco 49ers in the 1950's. His father, Bruce Matthews, was a 14-time Pro Bowl selection and Green Bay Packers LB Clay Matthews III is his cousin.
- » Attended Elkins High School in Missouri City, Texas. Was named first-team all-district and all-greater Houston honoree. Matthews also had offers from Oklahoma, Alabama, Arkansas, Oregon, Texas, Texas Tech, USC and Stanford.
- » Was a consensus All-American selection in high school. Earned a five-star rating from Scout.com, as that recruiting service regarded him as the best offensive guard in the nation.
- » Rated as the seventh-best offensive tackle in the prep ranks, placed 48th on the Rivals100 team while also being named the eighth-best overall prospect in the state of Texas by Rivals.com.
- » A university studies major in the Mays Business School at Texas A&M.
- » Son of Carrie and Bruce Matthews.

MATTHEWS'S CAREER GAMES PLAYED/STARTED

2016 2015 2014

ATL ATL ATL

16/16 16/16 15/15

TOTALS 47/47



T Jake Matthews has started 47 games in three seasons with the Falcons.

22**KEARU NEAL**
SAFETY
FLORIDA
(2ND YEAR WITH FALCONS)**HEIGHT:****6"1'****WEIGHT:****216****BIRTHDATE:****7/26/95****NFL EXP:****2 YRS****ACQUIRED:****D1-'16**

TRANSACTIONS

- » Selected by the Falcons in the first round (17th overall) of the 2016 NFL Draft.

2016 (FALCONS)

- » Started all 14 games in which he played. His 105 total tackles (72 solo) ranked second to fellow rookie Deion Jones for the team lead. Ranked second to Jones in tackles among all rookies. Also added two tackles for loss, five forced fumbles, one fumble recovery and seven passes defended.
- » His five forced fumbles were the most by a defensive back since Dwight Lowery had five in 2008.
- » Made his playoff debut with a team-high nine tackles (eight solo) in Atlanta's Divisional Round win over Seattle.

COLLEGE

- » Started 19 of the 34 games he played in during his three years as a Gator. During his first year as a starter in 2014 he racked up 45 total tackles and three interceptions, which was the second highest total on the team. Two of those interceptions that season came against the University of Kentucky, which became a new career high for most interceptions in a game.
- » Played in 12 games and started 11 times at safety as a senior in 2015. Finished third on the team with 96 total tackles, including a team-high 51 solo tackles. Had 3.5 tackles-for-loss and 2.0 sacks on the year. Posted a career high 14 tackles against Tennessee and at LSU. Led the team in tackles five times on the season.
- » Played in 10 games, starting eight times at safety in 2014. Totaled 45 tackles on the season and ranked second with three interceptions. Earned Honorable Mention CFPA Defensive

Back of the Week honors after his performance at Alabama, leading the team with 10 tackles while forcing a fumble and returning a fumble 49 yards for a touchdown. Also led the team in tackles against Missouri (10 tackles) and East Carolina (8). Named to the SEC Academic Honor Roll.

- » Played in all 12 games as a true freshman in 2013. Was a key member on special teams who tied for the team lead with five special teams tackles. Also saw time as a backup at safety.
- » Joined Florida teammate Vernon Hargreaves III to become the second set of SEC defensive backs from the same school to be selected during the first round of the NFL Draft.

COLLEGE

- » Totaled over 70 tackles and had four interceptions as a senior at South Sumter. Was an All-State selection as a junior. Invited to "The Opening", an all-star summer prospect camp held on the Nike Campus.
- » As a junior, Neal had 151 tackles (68 solo, 83 assists), four interceptions, one of which he returned 20 yards for a touchdown, as well as four forced fumbles, five pass deflections and one offensive touchdown as a goal-line full-back.
- » Picked the Gators over offers from UCF, USF, Duke, Georgia Tech, Kentucky and South Carolina...Coached by Inman Sherman.

NEAL'S CAREER STATISTICS

YEAR	GP/GS	TK	SO	AST	SK	YDS	INT	YDS	LG	TD	PD	FF	FR	YDS	TD
2016	ATL	14/14	105	72	33	0.0	0.0	0	0	0	7	5	1	0	0
TOTAL		14/14	105	72	33	0.0	0.0	0	0	0	7	5	1	0	0

NEAL'S POSTSEASON STATISTICS

YEAR	GP/GS	TK	SO	AST	SK	YDS	INT	YDS	LG	TD	PD	FF	FR	YDS	TD
2016	ATL	3/3	28	22	6	0.0	0.0	0	0	0	0	0	0	0	0
TOTAL		3/3	28	22	6	0.0	0.0	0	0	0	0	0	0	0	0

2016 GAME-BY-GAME STATISTICS

DATE	OPP	TK	SO	SK	YDS	INT	YDS	FF	FR	PD
9/11	TB									
9/18	@OAK									
9/26	@NO	4	3	0.0	0.0	0	0	0	0	1
10/2	CAR	9	6	0.0	0.0	0	0	0	0	0
10/9	@DEN	8	6	0.0	0.0	0	0	1	0	0
10/16	@SEA	11	5	0.0	0.0	0	0	1	0	1
10/23	SD	9	7	0.0	0.0	0	0	0	0	0
10/30	GB	8	4	0.0	0.0	0	0	1	0	0
11/3	@TB	8	6	0.0	0.0	0	0	0	0	0
11/23	@PHI	9	9	0.0	0.0	0	0	1	0	1
11/27	ARI	6	4	0.0	0.0	0	0	0	0	0
12/4	KC	7	3	0.0	0.0	0	0	0	0	0
12/11	@LA	8	6	0.0	0.0	0	0	0	0	1
12/18	SF	10	5	0.0	0.0	0	0	0	1	2
12/24	@CAR	3	3	0.0	0.0	0	0	0	0	1
1/1	NO	5	5	0.0	0.0	0	0	1	0	1
TOTALS		105	72	0.0	0.0	0	0	5	1	8
CAREER		105	72	0.0	0.0	0	0	5	1	8

2016 POSTSEASON STATISTICS

DATE	OPP	TK	SO	SK	YDS	INT	YDS	FF	FR	PD
1/14	SEA	9	8	0.0	0.0	0	0	0	0	0
1/22	GB	6	5	0.0	0.0	0	0	0	0	0
2/5	NE	13	9	0.0	0.0	0	0	0	0	0
TOTALS		28	22	0.0	0.0	0	0	0	0	0



Keanu Neal's 105 total tackles ranked second among all rookies in 2016.

20

SHARROD NEASMAN

SAFETY
FLORIDA ATLANTIC
(2ND YEAR WITH FALCONS)



HEIGHT:

5'11"

WEIGHT:

213

BIRTHDATE:

10/14/91

NFL EXP:

2 YRS

ACQUIRED:

FA-'16

TRANSACTIONS

- » Signed by the Atlanta Falcons as a college free agent following the 2016 NFL Draft.

2016 (FALCONS)

- » Promoted to the active roster on October 18. Saw action in three games, totaling three tackles (two solo).

COLLEGE

- » Team Captain as a senior in 2015. He was named the team's 2015 Student-Athlete of the Year.

- » Started at nickel for the Owls in 2014. Ended his junior campaign fifth on the team with 60 tackles, two interceptions and three passes defended...named the team's Comeback Player of the Year at the season ending banquet.

PERSONAL

- » Attended Braden River High School.
- » Majored in Mechanical engineering major.

30**DEJI OLATOYE**
CORNERBACK
NORTH CAROLINA A&T
(2ND YEAR WITH FALCONS)**HEIGHT:****6'1"****WEIGHT:****205****BIRTHDATE:****7/20/91****NFL EXP:****2 YRS****ACQUIRED:****FA-'16****TRANSACTIONS**

- » Originally signed by the Baltimore Ravens as a college free agent following the 2014 NFL Draft.
- » Signed to the Kansas City Chiefs practice squad on October 8, 2014. Signed to the active roster on December 30, 2014.
- » Signed to the Dallas Cowboys practice squad on September 9, 2015. Signed to the active roster on November 18, 2015.
- » Signed to the Atlanta Falcons practice squad on September 5, 2016. Promoted to the active roster on November 23, 2016.

2016 (FALCONS)

- » Played in five games, making four tackles (three solo) with three passes defended.

CAREER

- » Spent the 2015 season as a member of the Dallas Cowboys. Made his first start in the fifteenth game of the season against the Buffalo Bills in place of an injured Morris Claiborne. He registered five tackles, one pass defended and an interception.

COLLEGE

- » Spent the first two seasons of his college career at the University of Colorado...His presence made a strong Aggies secondary even stronger.

- » Has good size for a cornerback, which makes him good against the run and able to defend tall receivers...A second year in the Aggies defensive system will be a plus for the secondary...In addition to playing cornerback, he also played some free safety in 2012.
- » Has impressive 98 ½ inch reach...Also has an outstanding 33 ½ inch vertical along with a nearly 10-foot broad jump...A speech major, Olatoye earned a 3.2 grade point average during the 2012-13 academic school year.

PERSONAL

- » He was born July 20, 1991, in Cleveland. He is an accomplished soccer player, having played through his freshman year in high school.
- » His teams won four state championships and he was a team captain and won most valuable player of a couple of tournaments. He played on a team that twice traveled to Europe to play, one time to Amsterdam and another to Spain.
- » He is active in the community and his most memorable experience was when he visited the East Side Community Center and spent time with the kids.

68**AUSTIN PASZTOR****TACKLE****VIRGINIA***(1ST YEAR WITH FALCONS)***HEIGHT:****6'7"****WEIGHT:****305****BIRTHDATE:****11/26/90****NFL EXP:****5 YRS****ACQUIRED:****FA-'17**

TRANSACTIONS

- » Signed by the Minnesota Vikings on April 29, 2012.
- » Signed to the Jacksonville Jaguars practice squad on September 17, 2012.
- » Claimed off Waivers by the Browns on September 6, 2015.
- » Signed by the Atlanta Falcons on August 19, 2017.

CAREER

- » He went on to play every game for the Browns in 2015, while starting in four. Last season, he played and started in all 16 games for Cleveland.

- » Played in 26 games, with 23 starts over three years for the Jaguars.

PERSONAL

- » Native of Tillonsburg, Ontario.
- » Moved to the United States as a high school senior to attend Rok Union Military Academy in Fork Union, VA.

92**DONTARI POE**
DEFENSIVE TACKLE
MEMPHIS
(1ST YEAR WITH FALCONS)**HEIGHT:**
6'3"**WEIGHT:**
346**BIRTHDATE:**
8/18/90**NFL EXP:**
6 YRS**ACQUIRED:**
FA-'17**TRANSACTIONS**

- » Originally selected by the Kansas City Chiefs in the first round (11th overall) of the 2012 NFL Draft.
- » Signed by the Atlanta Falcons as a free agent on March 16, 2017.

2016 (CHIEFS)

- » Played in all 16 games, while recording 27 total tackles – 18 solo – with 1.5 sacks, three passes defended, and one forced fumble.

CAREER

- » The two-time Pro Bowler from the University of Memphis has been a key contributor for the Kansas City Chiefs since being drafted in 2012. The 346-pound, former first round selection has recorded 202 total tackles in 78 games played – 76 started – while also recording 13 sacks, 12 passes defended, two forced fumbles and one fumble recovery.
- » Scored his first career rushing touchdown on a one-yard run against San Diego in Qualcomm Stadium on 11/22/15, making him the heaviest player in NFL history to find the end zone.
- » In 2013, Poe was selected to his first career Pro Bowl. That season he recorded 4.5 sacks and 52 total tackles – 43 solo – along with four passes defended. He followed that year up with another Pro Bowl selection in 2014, while posting a career high six sacks and 46 total tackles.
- » Was named second-team All-Pro by the Associated Press following the 2013 season.
- » Earned Kansas City's Mack Lee Hill Award as the team's top rookie or first-year player after recording 38 tackles (28 solo), including three for loss, three QB pressures and four passes defended in 2012.

COLLEGE

- » Became the third first-round draft selection in Memphis football history ... Saw action in 35 games (30 starts) in three seasons with the Tigers.
- » Started all 12 games as a junior in 2011. Named to The NFL Draft Report's All-America Dream Team as the scouting information service rated him as the best down lineman eligible for the 2012 NFL Draft.
- » Named a second-team All-Conference USA choice and was named the Tigers' Most Valuable Player and Defensive Player of the Year.
- » Started all 12 games at left defensive tackle as a sophomore in 2010. Earned All-Conference USA honorable mention accolades.
- » Appeared in 11 games (six starts) as a true freshman in 2009. Named to the Conference USA All-Freshman team. Majored in Child and Family Studies at Memphis..

PERSONAL

- » Attended Wooddale High School in Memphis, Tenn., where he was a two-star prospect who ranked 19th on the Rivals.com Tennessee Top 20 List.
- » Added all-state honors from Tennessee Football Magazine and was an All-Shelby County and Class 5A All-Region VIII selection for the Cardinals in 2007, posting 63 tackles with 8.0 sacks during his junior campaign.
- » Named a Best of the Preps All-Metro selection in track as a junior after capturing the shot put title for Class 3-A at the state meet with a throw of 56-3.25.
- » Defended his title as a senior with a throw of 54-1.25 and also won the discus event in the state meet with a throw of 156-1 while claiming city, district and region track titles.

POE'S CAREER STATISTICS

YEAR	GP/GS	TK	SO	AST	SK	YDS	INT	YDS	LG	TD	PD	FF	FR	YDS	TD
2012	KC 16/16	38	28	10	0.0	0.0	0	0	0	0	4	0	0	0	0
2013	KC 15/15	51	43	8	4.5	30.5	0	0	0	0	4	0	0	0	0
2014	KC 16/16	45	37	8	6.0	30.5	0	0	0	0	1	0	0	0	0
2015	KC 15/13	39	29	10	1.0	2.0	0	0	0	0	0	1	1	0	0
2016	KC 16/16	27	18	9	1.5	2.5	0	0	0	0	3	1	0	0	0
TOTAL	78/76	200	155	45	13.0	65.5	0	0	0	0	12	2	1	0	0



DT Dontari Poe has totaled 200 tackles in 78 career games.

34**BRIAN POOLE**
SAFETY
FLORIDA
(2ND YEAR WITH FALCONS)**HEIGHT:****5'9"****WEIGHT:****213****BIRTHDATE:****10/20/92****NFL EXP:****2 YRS****ACQUIRED:****FA-'16**

TRANSACTIONS

- » Signed by the Atlanta Falcons as a college free agent following the 2016 NFL Draft.

2016 (FALCONS)

- » Played in all 16 games with nine starts after making the team as a college free agent. Recorded 57 tackles (41 solo), nine passes defended, three tackles for loss, one sack, and two fumble recoveries.
- » Played 49 of 75 defensive snaps at Oakland (9/18). Collared four total tackles (three solo) and added one tackle on special teams. According to Pro Football Focus, allowed two receptions for 12 yards on three targets.
- » Posted the first sack of his career against Arizona (11/27). Dropped QB Carson Palmer for an eight-yard loss on a second-down play in the fourth quarter.

COLLEGE

- » Played in all 14 games and started six times at the nickel position in 2015...Totaled 40 tackles on the season and was second on the team with 10 pass breakups...Also had 3.5 tackles-for-loss and recovered a fumble.
- » In 2014, he played in all 12 games and started 10 times...Played corner and nickel positions... Totaled 45 tackles and led the team with four interceptions on the year...Ranked fifth in the SEC in passes defended per game (1.17).

PERSONAL

- » Participant in the 2012 Under Armour All-American Game...Selected to the AP Class 5A All-State First Team.
- » Led Southeast High School to the regional finals and a 7-3 record as a senior.

50

BROOKS REED
OUTSIDE LINEBACKER
ARIZONA
 (3RD YEAR WITH FALCONS)

**HEIGHT:****6'3"****WEIGHT:****254****BIRTHDATE:****2/28/87****NFL EXP:****7 YRS****ACQUIRED:****FA-'15**

TRANSACTIONS

- » Originally selected by the Houston Texans in the second round (42nd overall) of the 2011 NFL Draft out of Arizona.
- » Signed by the Atlanta Falcons as a free agent on March 10, 2015.

2016 (FALCONS)

- » Played in 15 games with seven starts while totaling 21 tackles, 2.0 sacks, two tackles for loss, one forced fumble, and one pass defense.
- » Posted his first sack as a Falcon against San Diego (10/23), dropping Philip Rivers for a five-yard loss.
- » Dropped QB Russell Wilson for a seven-yard sack and added three tackles in Atlanta's Divisional Playoff win over Seattle.

CAREER

- » Has started 88 of 64 career games, recording 248 tackles (147 solo), 16.5 sacks, one interception, one forced fumble, and two fumble recoveries in six NFL seasons.
- » Played in 13 games with five starts while posting 13 tackles (seven solo). Helped set the edge for a defense that allowed 105 rushing yards per game.
- » Made his Falcons debut, starting at linebacker and posting a pair of tackles and one tackle for loss against Houston (10/4).
- » Started 52 of 59 games, recording 211 tackles (122 solo), 14.5 sacks, one interception, one forced fumble, and two fumble recoveries in four seasons with the Houston Texans.
- » Started 13 of 16 games and finished with 41 tackles, three sacks, 10 quarterback hits, five tackles for loss, four passes defensed, and one interception in 2014.

- » Snagged his first career interception at Oakland (9/14), picking off QB Derek Carr.
- » Started all 16 games at strong side linebacker for the first time in his career and totaled career-highs with 87 tackles (48 solo) and nine tackles for loss to go along with six quarterback hits and three sacks in 2013.
- » Started in all 12 games he played and recorded 42 tackles (23 solo), 2.5 sacks and a forced fumble in 2012.
- » As a rookie in 2011, started 11 of 16 games, and recorded 44 tackles (30 solo), two fumble recoveries, and a franchise-rookie record with six sacks.

COLLEGE

- » Started 34 of 45 games at Arizona, recording 114 tackles (61 solo), 17 sacks and 25 tackles for loss for his career. He also forced four fumbles and deflected four pass attempts.
- » Earned first-team All-Pac-10 honors after starting all 13 games in his senior season with the Wildcats, tallying a career-best 47 tackles, 6.5 sacks and 10 tackles for loss along with two passes defensed and one forced fumble.
- » Started 8-of-10 games in 2009, recording 23 tackles (19 solo), 2.0 sacks, contributing to a defensive unit that ranked fourth in the Pac 10 and 29th nationally in yards per game allowed (120.5).
- » Enjoyed a breakout season as a sophomore in 2008 when he started all 13 games at defensive end and garnered an All-Pac-10 honorable mention, as he delivered 38 tackles (26 solos) with 9.5 stops for losses for 59 yards and a team-high eight sacks for 57 yards and added three forced fumbles, a quarterback hurry and two pass deflections.

» Switched to defensive end in 2007 after opening the season contending for H-back duty and saw action in the final nine games of the season as a backup defensive end and on special teams and delivered seven tackles (four solos) with one assisted sack for five yards.

» Led the Sabercats to a 10-4 overall record as a senior in 2005 and earned Tucson Citizen first-team All-3A-4A and Arizona Daily Star first-team All-Southern Arizona while posting 38 tackles and three sacks from the defensive line as a senior.

PERSONAL

» Attended Sabino High School (Tucson, Ariz.), playing football for head coach Jay Campos. Helped the Sabercats to an 8-3 record as a junior in 2004 and earned first-team all-league, honorable mention all-state and Arizona Daily Star All-Southern Arizona honorable mention as a junior while rushing for 350 yards and seven touchdowns.

REED'S CAREER STATISTICS

YEAR	GP/GS	TK	SO	AST	SK	YDS	INT	YDS	LG	TD	PD	FF	FR	YDS	TD
2011	HOU	16/11	44	30	14	6.0	36.0	0	0	0	3	0	2	0	0
2012	HOU	12/12	42	23	19	2.5	11.5	0	0	0	3	1	0	0	0
2013	HOU	16/16	87	48	39	3.0	17.0	0	0	0	0	0	0	0	0
2014	HOU	16/13	41	25	16	3.0	19.0	1	4	0	4	0	0	0	0
2015	ATL	13/5	13	7	6	0.0	0.0	0	0	0	0	0	0	0	0
2016	ATL	15/7	21	14	7	2.0	12.0	0	0	0	1	1	0	0	0
TOTAL		88/64	248	147	101	16.5	95.5	1	4	0	11	2	2	0	0

REED'S POSTSEASON STATISTICS

YEAR	GP/GS	TK	SO	AST	SK	YDS	INT	YDS	LG	TD	PD	FF	FR	YDS	TD
2011	HOU	2/2	13	9	4	3.5	23.0	0	0	0	0	1	0	0	0
2012	HOU	2/2	6	4	2	1.5	4.5	0	0	0	0	0	0	0	0
2016	ATL	3/1	7	6	1	1.0	7.0	0	0	0	0	0	0	0	0
TOTAL		7/5	26	19	7	6.0	34.5	0	0	0	0	1	0	0	0

53**LARROY REYNOLDS**
LINEBACKER
VIRGINIA
(2ND YEAR WITH FALCONS)**HEIGHT:**
6'1"**WEIGHT:**
240**BIRTHDATE:**
11/3/90**NFL EXP:**
5 YRS**ACQUIRED:**
FA-'16**TRANSACTIONS**

- » Originally signed by the Jacksonville Jaguars as a college free agent following the 2013 NFL Draft.
- » Signed by the Chicago Bears on September 29, 2015.
- » Signed by the Atlanta Falcons on March 16, 2016.

2016 (FALCONS)

- » Played in all 16 games, seeing action on defense and special teams. Totaled 23 tackles (13 solo) and one fumble recovery. Also added seven tackles on special teams (five solo).

CAREER

- » Has seen action in 59 games with seven starts as a member of the Falcons, Chicago Bears and Jacksonville Jaguars.
- » Played in 16 games with three starts, notching 23 tackles (13 solo) on defense and seven special teams tackles.
- » Played in 13 games with one start in 2015. Logged 15 total tackles (14 solo).
- » Totaled 54 tackles (43 solo) with one pass defense in three seasons in the NFL.

COLLEGE

- » Played in 45 games over four seasons at the University of Virginia.
- » As a senior in 2012, earned All-ACC honorable mention honors as well as Coaches All-ACC honorable mention and was one of UVA's four team captains. Started 10 games and finished second on the team with 90 tackles.

- » Reynolds ranked eighth in the ACC with 90 tackles and was second on the team with 9.5 tackles for loss during his senior season.
- » One of 13 Cavaliers to start all 13 games in 2011. Ranked second on the team with 81 tackles and had seven tackles for a loss of 21 yards. Set a career high with 12 tackles against Southern Miss.
- » During his sophomore season, moved from safety to linebacker. He appeared in all 12 games, making 11 starts, and led the team with 66 tackles. Added seven tackles for loss.
- » Appeared in 10 games - all on special teams - during his freshman season.

PERSONAL

- » Attended Maury High School in Norfolk, Virginia where he played virtually all the skill positions including wide receiver, tailback, quarterback, safety and linebacker.
- » Earned first-team all-district at linebacker and second-team all-district at wide receiver as a senior. Was also named a second-team Virginian-Pilot all-Tidewater as a linebacker.
- » Finished his senior year with 99 tackles. He caught 18 passes for 527 yards and four touchdowns as a junior and was named all-district wide receiver. Defensively, had 73 tackles and an interception and was a second-team all-district selection as a utility player. Also played basketball.

19

ANDRE ROBERTS

WIDE RECEIVER

THE CITADEL

(1ST YEAR WITH FALCONS)



HEIGHT:

5'11"

WEIGHT:

195

BIRTHDATE:

1/9/88

NFL EXP:

8 YRS

ACQUIRED:

FA-'17

TRANSACTIONS

- » Originally selected by the Arizona Cardinals in the third round (88th overall) of the 2010 NFL Draft.
- » Signed by the Washington Redskins on March 11, 2014.
- » Signed by the Detroit Lions on June 13, 2016.
- » Signed by the Atlanta Falcons on March 14, 2017.

2016 (LIONS)

- » Played in all 16 games, totaling 14 catches for 188 yards with one touchdown.
- » Averaged 12.3 yards per punt return with two return touchdowns. Totaled 246 yards on 20 punt returns. Also added 747 yards on 33 kickoff returns, averaging 22.6 yards per return.

CAREER

- » Has played in 103 career games with 40 starts, while tallying 243 receptions for 2,899 yards and 14 touchdowns over his seven-year career.
- » Played in 62 games with 35 starts over four years with the Cardinals, while posting 182 receptions for 2,123 receiving yards and 11 touchdowns.

- » Saw action in 25 games over two seasons in Washington. Caught 47 passes for 588 yards (12.5 yards per catch) with two touchdowns. Also averaged 7.4 yards per punt return and 25.4 kickoff return.

COLLEGE

- » Played football and ran track at the Citadel - the Military College of the South - where he recorded 286 receptions for 3,743 yards with 36 touchdowns.
- » Was a member of the the school's Penn Relays winning 4x100-meter relay team. Also competed in the 400 and 200 for the Bulldogs.

PERSONAL

- » A native of Columbia, South Carolina, Roberts attended Spring Valley High School, where he was an all-region and all-area selection in football and was an all-state performer on the track.
- » Son of Stephen and Dorothy Roberts.
- » Graduated in three and a half years with a degree in accounting.

ROBERTS' CAREER STATISTICS

			RECEIVING						RUSHING				
YEAR	GP/GS		REC	YDS	AVG	LG	TD		ATT	YDS	AVG	LG	TD
2010	ARI	15/2	24	307	12.8	74	2		0	0	0.0	0	0
2011	ARI	16/16	51	586	11.5	45	2		3	27	9.0	12	0
2012	ARI	15/15	64	759	11.9	46	5		4	29	7.3	15	0
2013	ARI	16/2	43	471	11.0	34	2		0	0	0.0	0	0
2014	WAS	16/4	36	453	12.6	61	2		2	21	10.5	19	0
2015	WAS	9/0	11	135	12.3	38	0		0	0	0.0	0	0
2016	DET	16/1	14	188	13.4	44	1		0	0	0	0	0
TOTALS	103/40		243	2,899	11.9	74	14		9	77	8.6	19	0

ROBERTS' RETURN STATISTICS

			PUNT RETURNS						KICKOFF RETURNS				
YEAR	NO		FC	YDS	AVG	LG	TD		NO	YDS	AVG	LG	TD
2010	ARI	35	8	263	7.5	25	0		14	326	23.3	47	0
2011	ARI	2	0	-3	-1.5	-1	0		2	33	16.5	21	0
2012	ARI	3	0	15	5.0	10	0		0	0	-	-	0
2013	ARI	0	1	0	0.0	0	0		5	57	11.4	19	0
2014	WAS	28	25	208	7.4	37	0		30	710	23.7	45	0
2015	WAS	0	0	0	-	-	0		7	231	33.0	99t	1
2016	DET	20	16	246	12.3	85t	2		33	747	22.6	42	0
TOTALS	88		49	729	8.3	85t	2		86	2,047	23.8	99t	1

2

MATT RYAN

QUARTERBACK

BOSTON COLLEGE

(10TH YEAR WITH FALCONS)



HEIGHT:

6'4"

WEIGHT:

217

BIRTHDATE:

5/17/85

NFL EXP:

10 YRS

ACQUIRED:

D1a-'08

TRANSACTIONS

- » Selected as a first round (3rd pick overall) draft choice by Atlanta in 2008.
- » Signed a five-year contract extension on July 25, 2013.

2016 (FALCONS)

- » Named NFL MVP and Offensive Player of the Year by the Associated Press after completing 69.9 percent of his passes for 4,944 yards with 38 touchdowns and a 117.1 passer rating. Posted a QB rating above 100 in 12 of 16 games in 2016, tying Tom Brady and Steve Young for the second most such games in a single season.
- » Earned his fourth career Pro Bowl nod and his first AP All Pro selection.
- » Set franchise records for passing yards (4,944), touchdowns (38), passer rating (117.1), completion percentage (69.9), and 25+ yard passes (42).
- » Ryan's 117.1 passer rating was the fifth highest in a single season in NFL history.
- » Led the league with 9.3 yards per attempt, the highest mark since Kurt Warner in 2000 and the best average of any quarterback attempting 500 passes.
- » Set an NFL record by completing touchdown passes to 13 different receivers in 2016.
- » Completed 17-of-23 passes for 284 yards and threw a pair of touchdowns in Super Bowl LI against New England. His 144.1 passer rating was the fourth-highest in Super Bowl history.
- » Led the Falcons to their second NFC title after throwing for 392 yards and four touchdowns in the conference championship game. Ryan completed 71.1 percent of his passes and finished the game with a 139.4 passer rating. He also scrambled for a 14-yard touchdown, his first TD run since 2012.

- » Opened the playoffs with a masterful performance against Seattle. Completed 26-of-37 passes for 338 yards with three touchdowns and a 125.7 passer rating to help Atlanta advance to the NFC Championship game.
- » Named NFC Player of the Month for the third time in his career, taking the award for the month of September.

CAREER

- » In nine seasons, has completed 3,288 of 5,064 (64.9 percent) for 37,701 yards and 240 touchdowns while posting a 93.6 passer rating.
- » Owns franchise records for career passing yards (37,701), career pass attempts (5,064), career completions (3,288), career touchdowns (240), career passing rating (93.6), career completion percentage (64.9), and career 300-yard games (42).
- » Has led the Falcons to a 51-10 record when he records a passer rating of 100-or-better.
- » Has led the Falcons to a 26-5 record when he throws three-or-more touchdowns.
- » Has set single-season franchise marks for passing yards (4,944), pass attempts (651), completions (439), completion percentage (69.9), touchdown passes (38), and 300-yard games (7). Also owns the club records for consecutive passes without an interception (272) and consecutive completions (22).
- » Completed 407-of-614 pass attempts (66.3 percent) for 4,591 yards with 21 touchdowns, 16 interceptions, and an 89.0 quarterback rating in 2015. Became one of four passers to throw for 4,000 yards in each of the last five seasons. Also eclipsed 200 career touchdown passes.
- » Became the fifth fastest QB to pass for 30,000 yards, accomplishing the feat in his 117th game - Kurt Warner (114 games), Dan Marino (114 games), Peyton Manning (115 games), and Aaron Rodgers (116 games).

- » In 2014, set single game records for passer rating (155.9), completion percentage (87.5), and passing yards (448).
- » Completed 415 of 628 passes (66.1 percent) for 4,694 yards and 28 touchdowns, while posting 93.9 passer rating in 2014. Posted his fifth straight season throwing for 4,000 yards - only QB in franchise history to do so.
- » Broke former Falcons QB Steve Bartkowski's franchise record for career passing touchdowns (181) in 2014.
- » Completed 439 of 651 pass attempts (67.4 percent) for 4,515 yards with 26 touchdowns, 17 interceptions and an 89.6 quarterback rating. Became the first quarterback in club history to throw for 4,000 yards in three straight seasons in 2013.
- » Continued to rewrite the Falcons record books in his sixth NFL season (2013), topping his own franchise records for attempts (651) and completions (439) while breaking QB Steve Bartkowski's record for career passing yards with 23,472.
- » Broke QB Steve Bartkowski's franchise record for career completions with his 1,872nd career completion on a 32-yard pass to WR Harry Douglas at Carolina (11/3/13). Bartkowski completed 1,871 passes in 11 seasons with the Falcons while Ryan completed 2,093 passes in his first six NFL seasons.
- » Earned his second career Pro Bowl nod in 2012 after completing 422 of 615 pass attempts with an NFL-best 68.6 completion percentage for 4,719 yards with 32 touchdowns and a 99.1 passer rating.
- » Ryan earned his 50th career win in his 69th career start, with a 30-17 victory over the Eagles in Week 8 (10/28/12). He tied QB Ben Roethlisberger as the second fastest active quarterback to reach the 50 win milestone. QB Tom Brady is the only active quarterback to reach 50 wins in fewer games (65).
- » Led the Falcons to a 13-3 regular season record and a trip to the NFC Championship Game in 2012. Picked up his first career playoff win, topping Seattle in the NFC Divisional round.
- » His 68.6 completion percentage led the NFL in 2012 and was the 13th best single-season performance by any NFL quarterback attempting at least 300 passes.
- » Joined NFC South rival QB Drew Brees as the only quarterbacks in NFL history to attempt 600+ passes and complete 68+ percent of those passes in a single season in 2012.
- » Broke QB Steve Bartkowski's franchise record of 197 consecutive pass attempts without an interception by tossing 272 attempts without an INT before being picked off at San Diego (9/23/12).
- » Set a franchise record by completing 22 consecutive pass attempts, including his first 12 at Detroit (12/22/12), which was tied for the third longest in NFL history.
- » Completed 30 of 42 pass attempts for a Falcons' playoff record 396 yards with three touchdowns and a 114.8 passer rating in the NFC Championship Game vs. San Francisco (1/20).
- » Broke QB Steve Bartkowski franchise record of 23,470 career passing yards in 2013.
- » His 56 wins in his first five seasons were the most by any starting quarterback in his first five seasons in NFL history.
- » Completed 347 of 566 pass attempts (61.3 percent) for 4,177 yards with 29 touchdown passes, 12 interceptions and a 92.2 passer rating in 2011.
- » Joined QB Dan Marino and QB Joe Flacco as one of three quarterbacks since 1950 to post 40-or-more wins in their first four seasons after leading the Falcons to an 11-5 record in 2011.
- » Earned his first Pro Bowl selection in 2010. In 16 starts, set franchise records with 357 completions on 571 pass attempts. Threw for career-highs with 3,705 yards and 28 touchdowns with a career-low nine interceptions and a 91.0 passer rating.
- » With a 31-10 win over the Carolina Panthers in the season finale in 2010, Ryan tied Hall of Fame QB Dan Marino for the most wins by a quarterback in his first three seasons since the 1970 AFL-NFL merger with 33. In three seasons, Ryan posted a 33-13 record.
- » Earned NFC Offensive Player of the Month honors in November (2010) after completing 106 of 153 pass attempts (69.3 percent) for 1,001 yards, seven touchdowns and zero interceptions in leading the Falcons to a 4-0 record in the month.
- » Named Associated Press NFL Offensive Rookie of the Year and Sporting News Rookie of the Year after completing 265 of 434 passes for 3,440 yards, 16 touchdowns and 11 interceptions for an 87.7 passer rating in his first season.
- » His 3,440 passing yards in 2008 ranked sixth in a single season in team history as he became one of two rookie quarterbacks in NFL history to amass over 3,000 passing yards in his first season (Peyton Manning).

- » Became the first rookie quarterback in club history to win 11 games and, along with Baltimore Ravens quarterback Joe Flacco, was the first rookie quarterback to start all 16 games and lead their teams to the playoffs.
- » Tied with Flacco by posting the best regular season record (since the 1970 merger) by a rookie quarterback who started all 16 games (11-5).
- » Became the first player in franchise history to earn NFC Rookie of the Month accolades (October of 2008) while earning conference offensive player of the week honors (9) and Diet Pepsi Rookie of the Week twice (Weeks 6 and 15).

COLLEGE

- » Following a stellar career at Boston College, emerged as a Heisman Trophy candidate while earning ACC Player of the Year honors as a senior.
- » Ranked eighth in the nation in total offense and established school records for 400-yard passing performances in both a career and a season while tallying 4,507 yards in 2007. His five 400-yard performances in a career broke the school record set by Doug Flutie and his four games with over 400 yards in 2007 also set a Boston College season record.
- » Completed 807 of 1,347 passes for 9,313 yards and 56 touchdowns in his Eagle career.
- » His 807 completions and 1,347 attempts established school career-records while his completion percentage of 59.9 ranked third in school annals.
- » His 9,313 passing yards placed him third on the Boston College all-time record list behind Doug Flutie and Glenn Foley.
- » With his 388 pass completions in 2007, Ryan joined Philip Rivers of North Carolina State and Ben Bennett of Duke as the only quarterbacks in ACC history to complete 300 passes in a season.
- » Ryan's 31 touchdown passes in 2007 broke the old school season-record of 27 by Doug Flutie in 1984.
- » His career-high 435 yards against Georgia Tech in 2007 rank sixth on the school's game-record passing list.
- » With five touchdown passes against Wake Forest in 2007, Ryan finished one shy of tying the school record of six, held by Flutie.
- » Of the Division I-A quarterbacks in the draft who started 24 or more games, Ryan won 76.5 percent of his 34 starts.

PERSONAL

- » Attended William Penn Charter School in Philadelphia, Pa. and earned All-East honors from Tom Lemming's Prep Football Report.
- » Captured All-Southeastern Pennsylvania accolades as a senior quarterback in addition to receiving All-City first-team honors in 2002 and second-team recognition in 2001.
- » Threw for more than 1,300 yards with 15 touchdowns and just two interceptions as a senior.
- » Captained the school's basketball and baseball teams.
- » 2004 recipient of Boston College's Mall Scholar-Athlete Award.
- » Son of Michael and Bernice Ryan and has three siblings.
- » Holds the annual Matt Ryan Celebrity - Am Classic to benefit Children's Healthcare of Atlanta at TPC Sugarloaf.
- » Hosts the annual Matt Ryan Football camp at Centennial High School, providing area youth the opportunity to learn football fundamentals from some of Ryan's teammates as well as area youth coaches.
- » Participated as a celebrity waiter for the 4th annual Huddle Up for Miracles hosted by Head Coach Mike Smith at 103 West in Atlanta to benefit Children's Miracle Network.
- » Participated in the Extra Yard partnership program the past (3) seasons and has purchased (40) season tickets and t-shirts for the Metro Atlanta Boys & Girls Club.

RYAN'S CAREER STATISTICS

YEAR	GP/GS	ATT	COMP	PCT	YDS	YDS/ATT	TD	INT	LG	SK	LOST	RTG	
2008	ATL	16/16	434	265	61.1	3,440	7.7	16	11	70t	17	104	87.7
2009	ATL	14/14	451	263	58.3	2,916	6.5	22	14	90t	19	92	80.9
2010	ATL	16/16	571	357	62.5	3,705	6.4	28	9	46	23	158	91.0
2011	ATL	16/16	566	347	61.3	4,177	7.4	29	12	80	26	173	92.2
2012	ATL	16/16	615	422	68.6	4,719	7.7	32	14	80t	28	185	99.1
2013	ATL	16/16	651	439	67.4	4,515	6.9	26	17	81t	44	298	89.6
2014	ATL	16/16	628	415	66.1	4,694	7.5	28	14	79	31	205	93.9
2015	ATL	16/16	614	407	66.3	4,591	7.5	21	16	70t	30	218	89.0
2016	ATL	16/16	534	373	69.9	4,944	9.3	38	7	76t	37	235	117.1
TOTALS	142/142	5,064	3,288	64.9	37,701	7.4	240	114	90t	255	1,681	93.6	

RYAN'S BEST GAMES

COMPLETIONS	ATTEMPTS	YARDS	TOUCHDOWNS
37, Two times	61 @ ARI (10/27/13)	503 vs. CAR (10/2/16)	4, Seven Times
Last vs. TB (11/1/15)	54 vs. NE (9/29/13)	448 vs. NO (9/7/14)	Last vs. NO (1/1/17)
36 vs. NYJ (10/7/13)	52, Four times	421 vs NE (9/29/13)	3, 28 Times
	Last @ NO (11/11/12)	411 @. NO (11/11/12)	Last @ LA (12/11/16)
LONG	PASSER RATING	COMPLETION PERCENTAGE	
90t @ SF (10/11/09)	155.9 vs. TB (9/18/14)	87.5 vs. TB (9/18/14)	
81t vs. STL (9/15/13)	148.4 vs. TB (10/20/13)	85.7 vs. GB (11/28/10)	
80t, Two times	146.3 vs TB (1/1/12)	82.2 vsTB (11/1/15)	
Last @ TB (11/25/12)	144.7 @ TB (11/3/16)		

RYAN'S POSTSEASON STATISTICS

YEAR	GP/GS	ATT	COMP	PCT	YDS	YDS/ATT	TD	INT	LG	SK	LOST	RTG	
2008	ATL	1/1	40	26	65.0	199	5.0	2	2	28	3	9	72.8
2010	ATL	1/1	29	20	69.0	186	6.4	1	2	22	5	37	69.0
2011	ATL	1/1	41	24	58.5	199	4.9	0	0	21	2	16	71.1
2012	ATL	2/2	77	54	70.1	646	8.4	6	3	47	1	0	105.2
2016	ATL	3/3	98	70	71.4	1,014	10.3	9	0	73t	8	59	135.3
TOTALS	8/8	285	194	68.1	2,244	7.9	18	7	73t	19	121	102.4	

2016 GAME-BY-GAME STATISTICS

DATE	OPP	PASSING										RUSH	
		ATT	COM	YDS	PCT	TD	INT	LG	SK	RTG	ATT	YDSTD	
9/11	TB	39	27	334	69.2	2	0	59	3/12	112.6	3	10	0
9/18 @	OAK	34	26	396	76.5	3	1	48	1/7	131.5	0	0	0
9/26 @	NO	30	20	240	66.7	2	0	34	2/15	113.2	5	23	0
10/2	CAR	37	28	503	75.7	4	1	75t	3/22	142.0	4	14	0
10/9 @	DEN	28	15	267	53.6	1	0	49	2/17	98.4	3	3	0
10/16 @	SEA	42	27	335	64.3	3	3	146t	4/25	102.8	1	2	0
10/23	SD	34	22	273	64.7	1	1	49	3/17	87.0	3	8	0
10/30	GB	35	28	288	80.0	3	0	47t	2/11	129.5	2	9	0
11/3 @	TB	34	24	344	73.5	4	0	32t	2/19	144.7	2	0	0
11/13 @	PHI	33	18	267	54.5	1	1	76t	2/12	78.7	0	0	0
11/27	ARI	34	26	269	76.5	2	1	35t	3/25	106.1	4	15	0
12/4	KC	34	22	297	64.7	1	1	42	2/7	90.0	2	23	0
12/11 @	LA	28	18	237	64.3	3	0	64t	2/17	126.6	0	0	0
12/18	SF	23	17	286	74.0	2	0	59	1/0	144.5	1	-1	0
12/24 @	CAR	33	27	277	81.8	2	0	31	4/21	121.8	2	9	0
1/1	NO	36	27	331	75.0	4	0	35	1/8	139.9	2	2	0
TOTALS		534	373	4944	69.9	38	7	76t	37/235	117.1	33	115	0
CAREER		5064	3288	37701	64.9	240	114	90t	255	93.6	319	880	5

2016 POSTSEASON STATISTICS

DATE	OPP	PASSING										RUSH	
		ATT	COM	YDS	PCT	TD	INT	LG	SK	RTG	ATT	YDSTD	
1/14	SEA	37	26	338	70.3	3	0	53	3	125.7	3	-3	0
1/22	GB	38	27	392	71.1	4	0	73t	0	139.4	3	23	1
2/5	NE	23	17	284	73.9	2	0	39	5	144.1	0	0	0
TOTALS		98	70	1014	71.4	9	0	73t	8	135.3	6	20	1

2012 POSTSEASON STATISTICS

DATE	OPP	PASSING										RUSH	
		ATT	COM	YDS	PCT	TD	INT	LG	SK	RTG	ATT	YDSTD	
1/13	SEA	35	24	250	68.6	3	2	47	0	93.8	1	6	0
1/20	SF	42	30	396	71.4	3	1	46	1	114.8	2	3	0
TOTALS		77	54	646	70.1	6	3	47	1	105.2	3	9	0

2010 POSTSEASON STATISTICS

DATE	OPP	PASSING										RUSH	
		ATT	COM	YDS	PCT	TD	INT	LG	SK	RTG	ATT	YDSTD	
1/15	GB	29	20	186	69.0	1	2	22	5	69.0	1	0	0
TOTALS		29	20	186	69.0	1	2	22	5	69.0	1	0	0

2011 POSTSEASON STATISTICS

DATE	OPP	PASSING										RUSH	
		ATT	COM	YDS	PCT	TD	INT	LG	SK	RTG	ATT	YDSTD	
1/8 @	NYG	41	24	199	58.5	0	0	21	2	71.1	3	3	0
TOTALS		41	24	199	58.5	0	0	21	2	71.1	3	3	0

2008 POSTSEASON STATISTICS

DATE	OPP	PASSING										RUSH	
		ATT	COM	YDS	PCT	TD	INT	LG	SK	RTG	ATT	YDSTD	
1/3 @	ARZ	40	26	199	65.0	2	2	28	3	72.8	4	6	0
TOTALS		40	26	199	65.0	2	2	28	3	72.8	4	6	0



2015 GAME-BY-GAME STATISTICS														
DATE	OPP	PASSING								RUSH				
		ATT	COM	YDS	PCT	TD	INT	LG	SK	RTG	ATT	YDS	TD	YSTD
9/14	PHI	34	23	298	67.6	2	2	44	1/8	90.1	5	7	0	
9/20 @	NYG	46	30	363	65.2	1	0	41	2/17	96.6	1	-1	0	
9/27 @	DAL	36	24	285	66.7	2	0	45	1/5	109.1	2	17	0	
10/4	HOU	27	19	256	70.4	1	0	55	2/13	112.6	1	-1	0	
10/11	WAS	42	24	254	57.1	0	2	25	3/12	55.1	3	20	0	
10/15 @	NO	44	30	295	68.2	2	0	30	5/32	102.0	4	10	0	
10/25 @	TEN	38	22	251	58.0	1	2	34	0/0	64.7	2	-3	0	
11/1	TB	45	37	397	82.2	2	1	35	1/2	109.0	3	2	0	
11/8 @	SF	45	30	303	66.7	1	0	54	2/18	93.1	1	2	0	
11/22	IND	46	25	280	54.3	3	3	36	1/5	69.3	2	7	0	
11/29	MIN	31	22	230	70.9	1	2	22	2/20	76.0	1	-1	0	
12/6 @	TB	45	30	269	66.7	1	1	25	3/14	80.7	1	4	0	
12/13 @	CAR	34	22	224	64.7	1	0	46	3/42	71.2	1	-1	0	
12/20 @	JAX	35	22	246	62.9	1	1	23	1/1	81.4	3	0	0	
12/27	CAR	30	20	306	76.7	1	0	70	2/29	119.6	6	1	0	
1/3	NO	36	24	334	66.7	2	1	42	1/7	103.2	0	0	0	
TOTALS		578	383	4257	66.3	19	15	55	29	88.1	36	63	0	
CAREER		4530	2915	32757	64.3	202	107	90T	218	90.9		284	763	5

2013 GAME-BY-GAME STATISTICS														
DATE	OPP	PASSING								RUSH				
		ATT	COM	YDS	PCT	TD	INT	LG	SK	RTG	ATT	YDS	TD	YSTD
9/8 @	NO	38	25	304	65.8	1	5	30	3	96.8	1	12	0	
9/15	STL	43	33	374	76.7	2	0	81	2	117.8	0	0	0	
9/22 @	MIA	38	23	231	60.5	2	1	34	0	84.4	0	0	0	
9/29	NE	54	34	421	62.9	2	1	49	2	91.7	0	0	0	
10/7	NYJ	45	36	319	80.0	2	0	46	2	111.0	0	0	0	
10/20	TB	26	20	273	76.9	3	0	54	0	148.4	3	-12	0	
10/27 @	ARZ	34	61	301	55.7	1	4	25	4	47.2	1	13	0	
11/3 @	CAR	27	20	219	74.1	1	3	41	1	70.4	2	1	0	
11/10	SEA	36	23	172	63.9	1	0	31	2	84.5	3	15	0	
11/17 @	TB	36	19	254	52.7	2	2	80	3	70.8	2	10	0	
11/21	NO	39	30	292	76.9	0	0	22	5	97.4	2	10	0	
12/1 @	BUF	47	28	311	59.5	1	0	29	6	86.4	2	17	0	
12/8 @	GB	35	20	206	57.1	2	1	36	1	81.4	0	0	0	
12/15	WAS	38	29	210	76.3	1	1	39	3	86.5	1	-1	0	
12/23 @	SF	48	37	348	77.0	2	2	59	1	93.1	0	0	0	
12/29	CAR	40	28	280	70.0	2	1	39	9	95.8	2	-1	0	
TOTALS		611	411	4,325	67.3	24	16	81T	35	89.2	15	56	0	
CAREER		2,248	2,065	23,192	63.6	151	76	90T	148	90.6		217	556	5

2011 GAME-BY-GAME STATISTICS														
DATE	OPP	PASSING								RUSH				
		ATT	COM	YDS	PCT	TD	INT	LG	SK	RTG	ATT	YDS	TD	YSTD
9/11 @	CHI	47	31	319	66.0	0	1	32	5	76.5	0	0	0	
9/18	PHI	28	17	195	60.7	4	2	32	4	91.5	4	6	0	
9/25 @	TB	47	26	330	55.3	1	1	49	4	75.7	1	12	0	
10/2 @	SEA	42	28	291	66.7	1	0	45	0	94.4	4	26	0	
10/9	GB	32	18	167	56.3	1	2	23	3	55.1	3	9	0	
10/16	CAR	22	14	163	63.6	1	0	34	1	101.1	3	7	1	
10/23 @	DET	34	20	218	58.8	1	2	49	3	63.1	3	2	1	
11/6 @	IND	24	14	275	58.3	3	1	80	1	120.7	2	0	0	
11/13	NO	52	29	351	55.8	2	1	46	1	81.5	1	9	0	
11/20	TEN	32	22	316	68.8	1	0	43	0	110.9	6	3	0	
11/27	MIN	37	24	262	79.4	3	0	27	2	128.2	4	3	0	
12/4 @	HOU	40	20	267	42.6	1	2	26	0	50.6	1	10	0	
12/11 @	CAR	38	22	320	57.9	4	0	75	3	120.5	3	0	0	
12/15	JAX	26	19	224	73.1	3	0	29	1	137.3	0	0	0	
12/26 @	NO	52	34	373	65.4	1	0	40	0	92.9	2	-3	0	
1/1	TB	9	6	106	66.7	2	0	48	0	146.3	0	0	0	
TOTALS		566	347	4,177	61.3	29	12	80T	26	92.2	37	84	2	

2014 GAME-BY-GAME STATISTICS														
DATE	OPP	PASSING								RUSH				
		ATT	COM	YDS	PCT	TD	INT	LG	SK	RTG	ATT	YDS	TD	YSTD
9/7 @	NO	43	31	448	72.3	3	0	54	1	128.8	3	15	0	
9/14 @	CIN	44	24	231	54.5	1	3	24	2	48.6	3	28	0	
9/18	TB	24	21	286	87.5	3	0	40	1	155.9	0	0	0	
9/28 @	MIN	41	25	298	60.9	3	2	36	1	87.2	2	2	0	
10/5 @	NYG	45	29	316	64.4	1	1	74	1	83.2	0	0	0	
10/12	CHI	37	19	271	51.3	1	1	41	4	73.1	1	-1	0	
10/19 @	BAL	44	29	228	65.9	1	0	24	5	42	1	7	0	
10/26	DET	27	20	228	74.0	2	1	24	2	108.3	1	6	0	
11/9 @	TB	31	20	219	64.5	1	0	39	1	96.0	3	9	0	
11/16 @	CAR	45	31	268	68.9	1	0	20	2	91.7	1	4	0	
11/23	CLE	43	27	273	62.8	2	1	32	3	86.7	2	6	0	
11/30	ARI	40	31	361	73.2	2	1	41	1	105.8	3	4	0	
12/8 @	GB	39	24	375	61.5	4	1	79	1	116.9	2	23	0	
12/14	PIT	37	26	310	70.3	2	1	46	0	102.3	3	27	0	
12/21 @	NO	40	30	322	75.0	1	0	36	0	106.5	2	7	0	
12/28	CAR	47	29	260	61.7	0	2	20	6	58.8	1	6	0	
TOTALS		628	415	4,694	66.1	28	14	79	31	93.9	29	145	0	
CAREER		3,916	2,508	28,166	64.0	181	91	90T	188	90.5		247	700	5

2012 GAME-BY-GAME STATISTICS														
DATE	OPP	PASSING								RUSH				
		ATT	COM	YDS	PCT	TD	INT	LG	SK	RTG	ATT	YDS	TD	YSTD
9/9 @	KC	31	23	299	74.1	3	0	31	1	136.4	3	25	1	
9/17	DEN	36	24	219	66.6	2	0	21	1	101.5	6	19	0	
9/23 @	SD	40	30	275	75.0	3	1	29	2	107.5	1	4	0	
9/30	CAR	40	25	369	62.5	3	1	60	7	107.2	0	0	0	
10/7 @	WAS	52	34	345	65.4	2	1	29	1	89.0	5	7	0	
10/14	OAK	37	24	249	64.9	1	3	26	1	59.4	1	15	0	
10/28 @	PHI	29	22	262	76.9	3	0	63	2	137.4	3	18	0	
11/4	DAL	34	24	342	70.6	0	4	48	3	102.8	1	8	0	
11/11 @	NO	52	34	411	65.4	3	1	52	1	100.7	2	2	0	
11/18	ARI	46	28	301	60.9	0	5	37	1	40.5	3	-3	0	
11/25 @	TB	32	26	353	81.3	1	1	80	1	110.0	1	13	0	
11/29	NO	33	18	165	54.5	1	0	20	1	78.5	3	-2	0	
12/9 @	CAR	49	34	342	69.4	2	1	21	2	94.1	0	0	0	
12/16	NYG	28	23	270	82.1	3	0	40	1	142.6	1	-1	0	
12/22 @	DET	35	25	279	78.1	4	0	44	1	142.6	2	25	0	
12/30	TB	44	28	238	63.6	1	0	28	2	85.2	2	11	0	
TOTALS		615	422	4,719	68.6	32	14	80T	28	99.1	34	141	1	
CAREER		2,637	1,654	18,957	62.7	127	60	90T	113	90.9		202	500	5

2010 GAME-BY-GAME STATISTICS													
		PASSING								RUSH			
DATE	OPP	ATT	COM	YDS	PCT	TO	INT	LG	SK	RTG	ATT	YDSTD	
9/12 @ PIT		44	27	252	61.4	0	1	23	2	67.6	2	4	0
9/19 @ ARI		32	21	225	65.6	3	0	24	1	117.3	6	6	0
9/26 @ NO		30	19	228	63.3	2	0	34	2	108.8	6	26	0
10/3 @ SF		43	26	273	60.5	1	2	34	3	67.3	4	15	0
10/10 @ CLE		28	16	187	57.1	1	0	45T	2	89.4	5	5	0
10/17 @ PHI		42	23	250	54.8	2	1	42	3	78.5	1	3	0
10/24 @ CIN		33	24	299	72.7	3	1	46	0	118.1	1	5	0
11/7 @ TB		36	24	235	66.7	1	0	43	0	94.1	3	5	0
11/11 @ BAL		50	32	316	64.0	3	0	33T	2	101.8	1	5	0
11/21 @ STL		39	26	253	66.7	2	0	26	0	101.8	1	8	0
11/28 @ GB		28	24	197	85.7	1	0	21	2	107.9	0	0	0
12/5 @ TB		36	18	205	50.0	2	2	25	0	62.8	3	-3	0
12/12 @ CAR		34	20	227	58.8	1	1	46	2	76.5	1	4	0
12/19 @ SEA		35	20	174	57.1	3	1	24T	1	87.1	6	6	0
12/27 @ NO		29	15	148	51.7	1	0	19	1	77.9	4	26	0
1/2 @ CAR		32	22	236	68.8	2	0	22	1	110.9	2	7	0
TOTALS		571	357	3,705	62.5	28	9	46	23	91.0	46	122	0

2009 GAME-BY-GAME STATISTICS													
DATE	OPP	PASSING								RUSH			
		ATT	COM	YDS	PCT	TD	INT	LG	SK	RTG	ATT	YDS	TD
9/13	MIA	36	22	229	61.1	2	0	22	2	98.0	3	-4	0
9/20	CAR	27	21	220	77.7	3	1	27	0	122.2	2	3	0
9/27	@ NE	28	17	199	60.7	0	0	26	0	82.3	1	-1	0
10/11	@ SF	32	22	329	68.8	2	1	90T	0	110.0	2	31	
10/18	CHI	33	19	185	57.6	2	2	40T	0	68.4	3	8	0
10/25	@ DAL	35	19	198	54.3	2	2	30T	4	66.1	1	6	0
11/2	@ NO	42	19	289	45.2	3	3	68T	3	46.6	3	9	0
11/8	WSH	24	17	135	70.8	1	1	14	3	81.1	5	6	0
11/15	@ CAR	41	22	224	53.7	2	2	34	0	57.4	2	4	0
11/22	@ NYG	46	26	268	56.5	0	0	28	2	88.0	5	14	0
11/29	TB	3	2	15	66.6	0	0	9	1	78.5	0	0	0
12/6	PHI	INACTIVE											
12/13	NO	INACTIVE											
12/20	@ NYJ	34	16	152	47.1	0	0	38	0	69.7	2	-20	0
12/27	BUF	35	18	250	51.4	0	0	42T	3	103.3	0	0	0
1/3	@ TB	35	23	223	65.7	2	2	32	1	78.6	1	3	0
TOTALS		451	263	2,916	58.3	22	14	90T	19	81.0	30	49	1

2008 GAME-BY-GAME STATISTICS													
DATE	OPP	PASSING								RUSH			
		ATT	COM	YDS	PCT	TD	INT	LG	SK	RTG	ATT	YDS	TD
9/7	DET	13	9	161	69.2	1	0	62T	1	137.0	5	-2	0
9/14	@ TB	33	13	158	39.4	0	2	23	4	29.6	6	10	0
9/21	KC	18	12	192	66.7	1	0	70T	0	120.6	1	15	0
9/28	@ CAR	41	21	158	51.2	0	0	23	2	60.8	2	11	0
10/5	@ GB	26	16	194	61.5	2	1	37	0	94.1	4	16	0
10/12	CHI	30	22	301	73.3	1	0	47	0	116.1	1	1	0
10/26	@ PHI	44	23	277	52.3	2	2	55T	2	68.1	1	4	0
11/2	@ OAK	22	17	220	77.3	2	0	37T	3	138.4	4	1	0
11/9	NO	23	16	248	69.6	2	0	67T	0	134.0	2	-2	0
11/16	DEN	33	20	250	60.6	0	1	37	0	71.5	5	18	0
11/23	CAR	27	17	259	63.0	0	0	69	1	94.5	3	2	0
11/30	@ SD	23	17	207	73.9	2	0	38	0	130.2	4	-3	0
12/7	@ NO	33	24	315	72.7	1	1	59	0	99.9	4	13	1
12/14	TB	23	15	206	65.2	0	2	30	1	57.5	6	19	0
12/21	@ MIN	24	13	134	54.2	1	0	22	2	84.4	3	2	0
12/28	STL	21	10	160	47.6	1	2	41	1	49.8	4	-1	0
TOTALS		434	265	3,440	61.1	16	11	70T	17	87.7	55	104	1



74

TY SAMBRAILO
TACKLE
COLORADO STATE
(1ST YEAR WITH FALCONS)



HEIGHT:
6'5"

WEIGHT:
311

BIRTHDATE:
3/10/92

NFL EXP:
3 YRS

ACQUIRED:
TR '17

TRANSACTIONS

- » Originally selected by the Denver Broncos in the second round (59th overall) of the 2015 NFL Draft.
- » Traded to the Atlanta Falcons in exchange for a 2018 fifth-round draft pick on September 1, 2017.

CAREER

- » Has seen action in 13 games with seven starts during his career. Started the first three games of his career before being placed on injured reserve. Returned to play in 10 games, making four starts in 2016.

COLLEGE

- » Started 42-of-48 games at Colorado State, seeing time at all five positions along the offensive line in four seasons with the Rams.
- » Voted first-team All-Mountain West Conference as a senior for CSU in 2014 after grading out to 90 percent of above in each contest while adding more than 60 knockdown blocks at left tackle.

PERSONAL

- » A native of Watsonville, California. Attended Saint Francis Central Coast Catholic High School, where he was a two-way lineman and three-year team captain.
- » Was a first-team all-state selection as a senior and was named the Santa Cruz Coast Athletic League Offensive and Defensive Lineman of the Year.

12

MOHAMED SANU

WIDE RECEIVER
RUTGERS
(2ND YEAR WITH FALCONS)



HEIGHT:
6'2"

WEIGHT:
240

BIRTHDATE:
10/22/89

NFL EXP:
6 YRS

ACQUIRED:
FA-'16

TRANSACTIONS

- » Originally selected by the Cincinnati Bengals in the third round (83rd overall) of the 2012 NFL Draft.
- » Signed by the Falcons as a free agent on March 10, 2016.

2016 (FALCONS)

- » Started 15 games, catching 59 passes for 653 yards with four touchdowns in his first season in Atlanta.
- » Caught five passes for 80 yards, including a game-best 59-yard long reception and a five-yard touchdown in his Falcons debut against Tampa Bay (9/11).
- » Enjoyed his best game as a Falcon against Green Bay (10/30), catching nine passes for 84 yards including the game-winning touchdown on an 11-yard strike from Matt Ryan.
- » Caught four passes for 44 yards, including his first career playoff touchdown on a three-yard pass, in Atlanta's Divisional Round win over Seattle.

CAREER

- » Has played in 72 games with 49 starts during five NFL seasons, posting 211 receptions for 2,446 with 15 touchdowns.
- » In four seasons with the Bengals, played in 57 games with 34 starts, while posting 152 receptions, 1,793 receiving yards, and 11 touchdowns.
- » Played in all 16 games with four starts. Caught 33 passes for 394 yards. Also added 71 yards on 10 carries with two touchdowns, including a 25-yard score.
- » A three-way threat, has completed five-of-five passes for 177 yards and two TDs with a perfect 158.3 passer rating.

- » Played in 16 games with 13 starts. Ranked third on team in receptions (56), second in receiving yards (790), and tied for fourth in TDs (five). Also ranked fourth on team in scrimmage yards (841).
- » Became first player since New England's David Patten in 2001 to log a reception of 75-plus yards and a completion of 50-plus in the same game against the Falcons in 2014.
- » Totaled 47 receptions for 455 yards and two touchdowns in 2013.
- » Played in nine games as a rookie. Totaled 16 receptions for 154 yards and four touchdowns. Also added a 73-yard TD pass.
- » During his rookie season, hit WR A.J. Green for a 73-yard touchdown pass on the first play from scrimmage at Washington (9/23). Completion to Green was longest by an NFL player on first career attempt since 2003.

COLLEGE

- » Played three seasons (2009-11) at Rutgers, catching Big East-record 210 passes, for 2263 yards and 12 touchdowns. Played in 38 games with 37 starts.
- » Passed for 207 yards with four touchdowns and no interceptions during career, and rushed for 653 yards with nine scores.
- » His 115 receptions in 2011 shattered Larry Fitzgerald's Big East record of 92 set in 2003. Also broke the conference career receptions record of 207 set by former Scarlet Knight Brian Leonard (from 2003-06).
- » As a senior, helped Scarlet Knights to 9-4 record with Pinstripe Bowl win over Iowa State. His 16 receptions vs. Ohio in 2011 set a Big East single-game mark, and his 13 catches against both North Carolina and Army tied for the second-most in conference history.

PERSONAL

- » Attended South Brunswick High School, where he played S, WR and QB, and he also punted during each of his three varsity seasons.
- » High school retired his uniform number (2) in 2013. In 2007, he passed for 900 yards and rushed for 700 on offense, and he had 90 tackles with five INTs on defense as South Brunswick gained its first playoff berth in nearly 40 years.

- » His parents are both natives of the West African nation of Sierra Leone.
- » Was a labor studies major at Rutgers. His favorite hobby is playing FIFA soccer video game.

SANU'S CAREER STATISTICS											
		RECEIVING						RUSHING			
YEAR	GP/GS	REC	YDS	AVG	LG	TD	ATT	YDS	AVG	LG	TD
2012	CIN 9/3	16	154	9.6	34	4	5	15	3.0	7	0
2013	CIN 16/14	47	455	9.7	32	2	4	16	4.0	9	0
2014	CIN 16/13	56	790	14.1	76t	5	7	51	7.3	26	0
2015	CIN 16/4	33	394	11.9	52	0	10	71	7.1	25t	2
2016	ATL 15/15	59	653	11.1	59	4	1	5	5.0	5	0
TOTALS	72/49	211	2,446	11.6	76t	15	27	158	5.9	26	2

SANU'S BEST GAMES			
RECEPTIONS	RECEIVING YARDS	LONG	TOUCHDOWNS
10 vs. CAR (10/12/14)	125 vs. BAL (10/26/14)	76t vs. ATL (9/14/14)	2 vs. OAK (11/25/12)
8 vs. ARI (11/27/16)	120 vs. CAR (10/12/14)	59 vs. TB (9/11/16)	1, 13 Times
9 vs. GB (10/30/16)	95 vs. JAX (11/2/14)	53 vs. BAL (10/26/14)	Last vs. NO (1/1/17)
6 @ MIA (10/31/13)			

2016 GAME-BY-GAME STATISTICS											
		RECEIVING						RUSHING			
DATE	OPP	REC	YDS	AVG	LG	TD	RUSH	YDS	AVG	LG	TD
9/11	TB	5	80	16.0	59	1	0	0	0.0	0	0
9/18	@ OAK	3	19	6.3	15	0	0	0	0.0	0	0
9/26	@ NO	3	31	10.3	16	0	0	0	0.0	0	0
10/2	CAR	2	22	11.0	18	0	0	0	0.0	0	0
10/9	@ DEN	3	43	14.3	22	0	0	0	0.0	0	0
10/16	@ SEA	5	47	9.4	14	1	0	0	0.0	0	0
10/23	SD	2	16	8.0	11	0	0	0	0.0	0	0
10/30	GB	9	84	9.3	14	1	0	0	0.0	0	0
11/3	@ TB	5	74	14.8	24	0	0	0	0.0	0	0
11/13	@ PHI	2	14	7.0	15	0	0	0	0.0	0	0
11/27	ARI	8	65	8.1	12	0	1	5	5.0	5	0
12/4	KC	2	26	13.0	18	0	0	0	0.0	0	0
12/11	@ LA	INACTIVE									
12/18	SF	3	44	14.7	18	0	0	0	0.0	0	0
12/24	@ CAR	3	56	18.7	28	0	0	0	0.0	0	0
1/1	NO	4	32	8.0	15	1	0	0	0.0	0	0
TOTALS		59	653	11.1	59	4	1	5	5.0	5	0
CAREER		211	2,446	11.6	76t	15	27	158	5.9	26	2

2016 POSTSEASON STATISTICS											
		RECEIVING						RUSHING			
DATE	OPP	REC	YDS	AVG	LG	TD	RUSH	YDS	AVG	LG	TD
1/14	SEA	4	44	11.0	22	1	0	0	0.0	0	0
1/22	GB	5	52	10.4	16	1	0	0	0.0	0	0
2/5	NE	2	25	12.5	13	0	1	7	7.0	7	0
TOTALS		11	121	11.0	22	2	1	7	7.0	7	0

SANU'S PLAYOFF STATISTICS

			RECEIVING					RUSHING				
YEAR	GP/GS		REC	YDS	AVG	LG	TD	ATT	YDS	AVG	LG	TD
2013	CIN	1/1	1	13	13.0	13	0	0	0	0.0	0	0
2014	CIN	1/1	3	31	10.3	11	0	0	0	0.0	0	0
2015	CIN	1/0	3	17	5.7	8	0	0	0	0.0	0	0
2016	ATL	3/3	11	121	11.0	22	2	1	7	7.0	7	0
TOTALS	6/5		18	182	10.1	22	2	1	7	7.0	7	0



WR Mohamed Sanu caught a five-yard touchdown in his Falcons debut.

8

MATT SCHAUB

QUARTERBACK

VIRGINIA

(5TH YEAR WITH FALCONS)



HEIGHT:
6'6"

WEIGHT:
245

BIRTHDATE:
6/25/81

NFL EXP:
14 YRS

ACQUIRED:
FA-'16

TRANSACTIONS

- » Originally selected by the Falcons in the third round (90th overall) of the 2004 NFL Draft.
- » Traded to the Houston Texans on March 21, 2007.
- » Placed on Injured Reserve (foot) on November 23, 2011.
- » Signed a four-year contract extension with the Texans on September 9, 2012.
- » Traded to the Oakland Raiders on March 21, 2014.
- » Signed with the Baltimore Ravens on March 31, 2015.

2016 (FALCONS)

- » Saw action in four games, completing one of three passes while serving as Matt Ryan's backup.

CAREER

- » In 13 seasons, has played in 145 games with 92 starts. Schaub has thrown for 24,867 yards with 133 touchdowns against 90 interceptions and has a career passer rating of 89.1.
- » Schaub is a two-time Pro Bowler (2009 and 2012) and was the Pro Bowl MVP in 2009.
- » He was named AFC Offensive Player of the Week (Week 11, 2012; Week 6, 2010; Week 2, 2009 and Week 14, 2008), FedEx Air NFL Player of the Week (Week 11, 2012; Week 2, 2010) and won the Texans Ed Block Courage Award winner in 2012.
- » Threw for the second-most yards in a single game in NFL history (tied with Warren Moon), producing a Texans' franchise-record 527 yards and 5 TDs (a then-franchise record) on 43-of-55 passing (78.2%) vs. Jax. (11/18/12).
- » Has thrown for 4,000 yards three times (4,770 in 2009, 4,370 in 2010 and 4,008 in 2012).

- » Is the Texans' franchise leader in every major passing category and owns three of the top five single-game QB ratings in team history.
- » Played in two games, starting both, and completed 52-of-80 passes (65 percent) for 540 yards with three touchdowns, four interceptions, and a 76.0 passer rating as a member of the Ravens in 2015.
- » Saw action in 11 games with the Raiders in 2014, throwing 10 passes (five completions) for 57 yards in a backup role for the Raiders after being acquired in a trade with the Texans.
- » In 2013, completed 219 of 358 passes (61.2 percent) for 2,310 yards and 10 TDs despite not playing in six games in his final season with the Texans.
- » Named to his second Pro Bowl after completing 350 of 544 passes (64.3 percent) for 4,008 yards (his third-career 4,000-yard season) and 22 TDs for a 90.7 QB rating in 2012. Led the Texans to a franchise-best 12-4 record and their second-consecutive AFC South title.
- » Threw for 2,479 yards and 15 TDs, completing 178 of 292 passes (61.0 percent) in 2011. Also rushed for nine yards and a career-high-tying two TDs, despite missing the final six games of the season after being placed on Injured Reserve (foot) on 11/23.
- » Started every game for the second-consecutive season and completed 63.6 percent of his passes (365 of 574) for 4,370 yards (fourth in the NFL), 24 TDs and 12 INTs with a 92.0 QB rating in 2010.
- » Named to his first-career Pro Bowl after establishing Texans' franchise records and career highs in passing yards (4,770 - led the NFL), passing attempts (583), completions (396), TDs (29) and QB rating (98.6) in 2009.
- » Produced 10 games with a QB rating of at least 90 and topped 300 yards passing in nine different games, tying for the second-most in a single season in NFL history

- » Completed 251-of-380 passes (66.1 percent) for 3,043 yards and 15 TDs despite missing five games in 2008. Ranked second in the NFL in yards per pass attempt (8.01), fourth in passing yards per game (276.6) and completion percentage (66.1%) and eighth in QB rating (92.7).
- » Finished the 2007 season completing 192-of-289 (66.4 percent) passes for 2,241 yards and 9 TDs for an 87.2 QB rating in his first full season as a starter.
- » Was the primary backup to QB Michael Vick in 2006 and threw for 208 yards, 1 TD and 2 INTs on 18-of-27 passing on the season.
- » Played in 16 games with one start in 2005. Completed 33 of 64 passes for 495 yards, four TDs and 0 INTs for a 98.1 QB rating.
- » Saw action in six games with one start. Completed 33 of 70 passes for 330 yards, one TD and four INTs, serving as the primary backup to QB Michael Vick as a rookie in 2004.

COLLEGE

- » Saw action in 40 games over four seasons at Virginia and left as the Cavaliers' all-time leader in passing yards (7,502), passing attempts (1,069), completions (716), total offensive yards (7,560), TD passes (56), 300-yard passing games (eight) and 200-yard passing games (20).
- » Completed 66.9% of his passes during his career, the second-best mark at the time in NCAA Division I-A history (Tim Couch - Kentucky - 67.2 percent, 1996-98).
- » Earned first-team All-Atlantic Coast Conference honors after completing 281-of-403 passes for 2,952 yards, 18 TDs and 10 INTs as a senior in 2003.
- » Named the ACC Player of the Year as a junior in 2002 after leading the conference and finishing sixth in the country in passing (2,976 yards) Also led the ACC in TD passes (28), completion percentage (68.9), completions (288), and attempts (418). Ranked second in the country in completion percentage, tied for sixth in TD passes and eighth in completions.

- » Completed at least 70 percent of his passes eight times, including topping 80 percent twice and posted three of the ACC's top-seven passing performances.
- » Saw action in 12 games and completed 140 of 240 passes for 1,524 yards and 10 TDs as a sophomore in 2001.
- » Played in eight games and threw 8 passes (7 completions) for 50 yards as a true freshman..

PERSONAL

- » Prepped at East (West Chester, PA) HS, where he lettered in football, baseball and basketball. Completed 277-of-544 passes for 3,990 yards and 35 TDs during his career, setting school records for pass attempts, completions, yards per game and total yards for the Vikings.
- » Matt and his wife, Laurie have three daughters, Madison (5) and twins, Makalya and Mackenzie (4) and one son, Matthew (1).
- » Established the GR8 Foundation in 2011 to provide resources and support to promote lasting improvements and bring healing to children with medical needs, hope for our future generations, and happiness to the children and their families enduring medical challenges.
- » Participated in the Atlanta Falcons Coaches Academy in addition to various charity golf tournaments and community outreach programs in 2004.

SCHAUB'S POSTSEASON STATISTICS

YEAR	GP/GS	ATT	COMP	PCT	YDS	YDS/ATT	TD	INT	LG	SK	LOST	RTG
2004 ATL	6/1	70	33	47.1	330	4.7	1	4	59	4	14	42.0
2005 ATL	16/1	64	33	51.6	495	7.7	4	0	53	6	27	98.1
2006 ATL	16/0	27	18	66.7	208	7.7	1	2	47	2	8	71.2
2007 HOU	11/11	289	192	66.4	2241	7.8	9	9	77t	16	126	87.2
2008 HOU	11/11	380	251	66.1	3043	8.0	15	10	65	23	149	92.7
2009 HOU	16/16	583	396	67.9	4770	8.2	29	15	72t	25	149	98.6
2010 HOU	16/16	574	365	63.6	4370	7.6	24	12	60	32	226	92.0
2011 HOU	10/10	292	178	61.0	2479	8.5	15	6	80t	16	98	96.8
2012 HOU	16/16	544	350	64.3	4008	7.4	22	12	60t	27	216	90.7
2013 HOU	10/8	358	219	61.2	2310	6.5	10	14	46	21	162	73.0
2014 OAK	11/0	10	5	50.0	57	5.7	0	2	16	3	24	27.9
2015 BAL	2/2	80	52	65.0	540	6.8	3	4	48	3	27	76.0
2016 ATL	4/0	3	1	33.3	16	5.3	0	0	16	0	0	52.1
TOTALS	145/92	3,274	2,093	63.9	24,867	7.6	133	4.1	90	178	1226	89.1

SCHAUB'S BEST GAMES

COMPLETIONS	ATTEMPTS	YARDS	TOUCHDOWNS
43, vs. JAX (11/18/12)	62 vs BAL (12/13/10)	527 vs. JAX (11/18/12)	5 vs. JAX (11/18/12)
LONG	PASSER RATING		
80t @ TB (11/13/11)	154.9 @TB (11/13/11)		



QB Matt Schaub was selected by the Falcons in the third round of the 2004 NFL Draft.

73

RYAN SCHRAEDER
RIGHT TACKLE
VALDOSTA STATE
(5TH YEAR WITH FALCONS)



HEIGHT:

6'7"

WEIGHT:

300

BIRTHDATE:

5/4/88

NFL EXP:

5 YRS

ACQUIRED:

CFA-'13

TRANSACTIONS

- » Signed by the Falcons as a college free agent on April 29, 2013.
- » Signed a five-year contract extension on November 21, 2016.

2016 (FALCONS)

- » Started all 16 games at right tackle, blocking for an offense that set a franchise record with 540 points and is averaging 415.8 yards per game.
- » Started at right tackle and helped the offense total 528 yards, the sixth-highest output in franchise history, at Oakland (9/18). Blocked for a rushing attack that put up 139 yards, which marked the 10th time in the last two seasons Atlanta has eclipsed 100 rushing yards.
- » Started at right tackle and blocked for an offense that set a franchise record with 571 total yards against Carolina (10/2). Protected QB Matt Ryan as he became the 19th player in NFL history to throw for 500+ yards in a single game.

CAREER

- » In four seasons, has played in 58 games with 46 starts at right tackle. Has helped block for an offense that averaged 377.8 yards per game and 294.7 gross passing yards per game.
- » Going into the 2015 season, Schraeder was named the Falcons Secret Superstar by Pro Football Focus after a breakout season in 2014.

- » Started all 16 games at right tackle and blocked for an offense that ranked seventh in the NFL averaging 374.1 yards per game. Earned All-Pro honors from Pro Football Focus for his performance in the trenches.
- » Saw action on the offensive line in 13 games in 2014, started 10 of those games. Helped the offense average 378.2 total yards, including 284.6 passing yards.
- » Played in 13 games with four starts at right tackle after being signed by the Falcons as a college free agent following the 2013 NFL Draft.
- » Made his first NFL career start at right tackle against Washington (12/15). Helped block for the offense who totaled 264 yards.

COLLEGE

- » Anchored the offensive line at Valdosta State for two seasons after earning All-America honors at Butler Community College.
- » Helped the Grizzlies to the NJCAA National Championship game in his final season at Butler and earned All-America honors in 2011 at Valdosta.

PERSONAL

- » Originally from Wichita, KS.
- » Did not play high school football, but walked-on to the Butler Community College football team before transferring to Valdosta State.

SCHRAEDER'S CAREER GAMES PLAYED/STARTED

2016	2015	2014	2013
------	------	------	------

ATL	ATL	ATL	ATL
-----	-----	-----	-----

16/16	16/16	13/10	13/4
-------	-------	-------	------

TOTALS	58/46		
--------	-------	--	--



Pro Football Focus rated Ryan Schraeder as the second-best right tackle in the NFL in 2015.

71**WES SCHWEITZER****GUARD****SAN JOSE STATE****(2ND YEAR WITH FALCONS)****HEIGHT:****6"5'****WEIGHT:****314****BIRTHDATE:****9/11/93****NFL EXP:****2 YRS****ACQUIRED:****D6-'16**

TRANSACTIONS

- » Selected by the Falcons in the sixth round (195th overall) of the 2016 NFL Draft.

2016 (FALCONS)

- » Inactive in all 16 games in 2016.

COLLEGE

- » Played in 38 games for the Spartans, including 37 straight between 2013 and 2015.
- » During his senior season, blocked for a team that averaged 27.9 points per game, 182.9 rushing yards per game and 221.7 passing yards per game. Was one of four co-captains on last year's team and was a four-time academic all-conference honoree.
- » Played in all 13 games in 2014 and anchored a unit that had three freshman starters. Named the team's Scholar-Athlete for the third year in a row
- » One of three offensive linemen to play and start all 12 games in 2013. Was a key member of an offensive line that helped set a school record, averaging 493.2 yards of total offense per game.
- » Played in seven games with one start at left tackle as a redshirt freshman in 2012. Named the team's Scholar-Athlete at the team's annual awards banquet.

PERSONAL

- » Helped lead Hutchinson Community College to a 9-3 record and a win in the 2012 Salt City Bowl. Collared 83 tackles (25 solo), averaging 6.9 tackles per game. Recorded eight tackles for loss, 3.5 sacks, four passes defended and one fumble recovery. Also returned an interception 34 yards for a touchdown.
- » A versatile offensive lineman at Chaparral High in Scottsdale, Ariz. Led his teams to a combined 27-1 win-loss record in 2009 and 2010 in Class 5A2 competition. As a senior, was an all-state selection by multiple outlets and was a first team all-city and all-region player.

90

DERRICK SHELBY

DEFENSIVE END

UTAH

(2ND YEAR WITH FALCONS)

**HEIGHT:****6'2"****WEIGHT:****280****BIRTHDATE:****3/4/89****NFL EXP:****6 YRS****ACQUIRED:****FA-'16**

TRANSACTIONS

- » Originally signed as a college free agent by the Miami Dolphins following the 2012 NFL Draft.
- » Signed by the Falcons as a free agent on March 10, 2016.

2016 (FALCONS)

- » Played in six games with four starts in his first season in Atlanta, posting eight tackles (six solo), two tackle for loss, and two quarterback hits before being placed on injured reserve.

CAREER

- » Has seen action in 69 games with 13 starts, while posting 110 total tackles (79 solo), nine sacks, four forced fumbles, two interceptions, one fumble recovery, and one defensive touchdown.
- » Started eight of the 16 games he played in and recorded career highs in total tackles (37 - 25 solo) and sacks (3.5), as well as recording two forced fumbles and one interception, which he returned for a touchdown in 2015.
- » Saw action in 15 games in 2014. Posted 26 tackles (21 solo) with three sacks, one interception, four tackles for loss and one fumble recovery.
- » Played in all 16 games in 2013, making one start, while recording 32 tackles (21 solo), 2.5 sacks, one tackle for loss, and two forced fumbles.
- » Played in all 16 games as a rookie in 2012. Col-lared eight tackles.

COLLEGE

- » Played in 47 games for the Utes and recorded 169 total tackles, 28 tackles for loss, 11 sacks, five passes defended, five forced fumbles, one interception, and one defensive touchdown.

- » A first-team all-Pac-12 selection after starting all 13 games at right end in 2011. Led the line and was fifth overall on the team with 55 tackles. Also posted a team-best 10 tackles for loss and 5.0 sacks.
- » Played in 12 games, starting the final seven contests at left end, as a junior in 2010. Logged 39 tackles, including 6.5 tackles for loss and two sacks. Named an Academic All-Mountain West selection.
- » As a sophomore in 2009, started and played in 10 games at left end. Finished teh season with 44 total tackles eight tackles for loss and three sacks despite missing the final two games of the season due to injury. Earned academic all-conference honors.
- » Appeared in the final 12 games, starting 10 as a redshirt freshman in 2008. Totaled 31 tackles with 3.5 for loss and was an academic All-Mountain West selection.

PERSONAL

- » Named to the all-district first team as a senior in 2006. Recorded 15 sacks and helped lead Hightower High School (Texas) to a district championship. Also lettered two years in track and won an academic excellence award.
- » Son of Alisa and Derrick Shelby, Sr. Received his bachelor's degree in sociology in the fall of 2011.
- » His full name is Derrick Rodell Shelby II.

SHELBY'S CAREER STATISTICS

YEAR	GP/GS	TK	SO	AST	SK	YDS	INT	YDS	LG	TD	PD	FF	FR	YDS	TD
2012	MIA	16/0	8	7	1	0.0	0.0	0	0	0	0	0	0	0	0
2013	MIA	16/1	32	22	11	2.5	12.0	0	0	0	0	2	0	0	0
2014	MIA	15/0	26	21	5	3.0	17.0	1	2	2	0	1	0	1	0
2015	MIA	16/8	37	25	12	3.5	37.5	1	22t	22t	1	4	2	0	0
2016	ATL	6/4	8	6	2	0.0	0.0	0	0	0	0	1	0	0	0
TOTAL		69/13	111	80	31	9.0	66.5	2	24	22t	1	6	4	1	0

SHELBY'S BEST GAMES

TACKLES	SACKS	QB HIT	TACKLES FOR LOSS
5 vs. NE (1/3/16)	2.0 @ OAK (9/28/14)	3 vs. BAL (12/6/15)	2 @ OAK (9/28/14)
4, Four Times	1.0, Six Times	2 @ Oak (9/28/14)	1, Nine Times
Last @ SD (12/20/15)	Last vs. NE (1/3/16)		Last @ SEA (10/16/16)

2016 GAME-BY-GAME STATISTICS

DATE	OPP	TK	SO	SK	YDS	INT	YDS	FF	FR	PD
9/11	TB	3	3	0.0	0.0	0	0	0	0	0
9/18	@OAK	1	0	0.0	0.0	0	0	0	0	0
9/26	@NO	0	0	0.0	0.0	0	0	0	0	1
10/2	CAR	2	1	0.0	0.0	0	0	0	0	0
10/9	@DEN	1	1	0.0	0.0	0	0	0	0	0
10/16	@SEA	1	1	0.0	0.0	0	0	0	0	0
10/23	SD				INJURED RESERVE					
10/30	GB				INJURED RESERVE					
11/3	@TB				INJURED RESERVE					
11/23	@PHI				INJURED RESERVE					
11/27	ARI				INJURED RESERVE					
12/4	KC				INJURED RESERVE					
12/11	@LA				INJURED RESERVE					
12/18	SF				INJURED RESERVE					
12/24	@CAR				INJURED RESERVE					
1/1	NO				INJURED RESERVE					
TOTALS		7	5	0.0	0.0	0	0	0	0	1
CAREER		110	79	9.0	66.5	2	22t	4	1	6

80

LEVINE TOILOLO

TIGHT END

STANFORD

(5TH YEAR WITH FALCONS)



HEIGHT:
6'8"

WEIGHT:
265

BIRTHDATE:
7/30/91

NFL EXP:
5 YRS

ACQUIRED:
D4b-'13

TRANSACTIONS

- » Selected as the second of two fourth round (133rd overall) draft choices by Atlanta in 2013.

2016 (FALCONS)

- » Played in all 16 games with 11 starts this season, totaling 13 receptions for 264 yards, including two touchdowns.
- » Enjoyed the best game of his career at Seattle (10/16), catching three passes for 69 yards. Pulled in a career long 46-yard touchdown pass from QB Matt Ryan for his fifth career score and his first since 2014.

CAREER

- » In four seasons with the Falcons, has played in 64 games with 45 starts while totaling 62 receptions for 601 yards and six touchdowns.
- » Played in all 16 games, including 15 start, posting seven receptions for 44 yards. Helped block for an offense that ranked seventh in the NFL averaging 374.1 yards per game.
- » Played and started all 16 games in 2014. Caught 31 passes for 238 yards and two touchdowns.
- » Saw action in all 16 games with three starts. Caught 11 passes for 55 yards with two touchdowns in his rookie season in 2013.

COLLEGE

- » Caught 50 passes for 763 yards (15.3 yards per catch) with 10 touchdowns in 31 career games at Stanford.
- » Was an offensive mainstay as both a receiver and a blocker, earning All-Pac-12 honorable

mention honors and the Cardinal's T.E.A.M. Technician Award for technique, effort, attitude and mental discipline after catching 24 passes for 393 yards (16.4 yards per catch) with four touchdowns as a senior in 2012.

- » Earned honorable mention all-conference honors as a junior after pulling down 25 receptions for 343 yards and a career-high six touchdowns in 2011.
- » In 2012, Led all Stanford receivers with 16.4 yards per catch average and scored four touchdowns on five receptions inside the red zone.

PERSONAL

- » Attended Helix Charter High School in La Mesa, California, where he was labeled a four-star recruit by both Rivals and Scout.com.
- » Earned PrepStar All-America honors, was named a first team all-state Division II and all-CIF San Diego Section pick, earned first team All-Grossmont League honors as a tight end and defensive end as well as first team honors from the San Diego Union-Tribune, San Diego Hall of Champions and MaxPreps.com.
- » Selected as a Scholar Leader-Athlete for the 2008-09 academic year by the National Football Foundation and College Football Hall of Fame
- » Attended San Diego's H-Town Christian Academy for two years before transferring to Helix HS...also lettered in basketball.
- » Parents are Raymond and Trina Young-Toilolo...one of four children...sister Chasity was a track athlete at the University of Utah.
- » Has three uncles, Dan Saleaumua, Edwin Mutilalo and Joe Salave'a who played in the NFL.

TOILOLO'S CAREER STATISTICS

YEAR	GP/GS	RECEIVING						RUSHING					
		REC	YDS	AVG	LG	TD		ATT	YDS	AVG	LG	TD	
2013	ATL 15/3	11	55	5.0	12	2		0	0	0.0	0	0	
2014	ATL 16/16	31	238	7.7	20	2		0	0	0.0	0	0	
2015	ATL 16/15	7	44	6.3	11	0		0	0	0.0	0	0	
2016	ATL 16/11	13	264	20.3	46t	2		0	0	0.0	0	0	
TOTALS	64/45	62	601	9.7	46t	6		0	0	0.0	0	0	

2014 GAME-BY-GAME STATISTICS

DATE	OPP	RECEIVING						RUSHING					
		REC	YDS	AVG	LG	TD		RUSH	YDS	AVG	LG	TD	
9/7	NO	3	19	6.3	12	1		0	0	0.0	0	0	
9/14	@ CIN	2	13	6.5	10	0		0	0	0.0	0	0	
9/18	TB	2	25	12.5	13	0		0	0	0.0	0	0	
9/28	@ MIN	1	12	12	12	0		0	0	0.0	0	0	
10/5	@ NYG	0	0	0	0	0		0	0	0.0	0	0	
10/12	CHI	3	34	11.3	15	0		0	0	0.0	0	0	
10/19	@ BAL	2	20	10.0	17	0		0	0	0.0	0	0	
10/26	DET	2	26	13.0	15	0		0	0	0.0	0	0	
11/9	@ TB	0	0	0.0	0	0		0	0	0.0	0	0	
11/16	@ CAR	2	23	11.5	20	0		0	0	0.0	0	0	
11/23	CLE	2	17	8.5	9	0		0	0	0.0	0	0	
11/30	ARI	4	15	3.8	8	1		0	0	0.0	0	0	
12/8	@ GB	1	-1	-1.0	-1	0		0	0	0.0	0	0	
12/14	PIT	1	4	4.0	4	0		0	0	0.0	0	0	
12/21	@ NO	4	17	4.3	8	0		0	0	0.0	0	0	
12/28	CAR	2	14	7.0	11	-		0	0	0.0	0	0	
TOTALS		31	238	7.7	20	2		0	0	0.0	0	0	
CAREER		42	293	6.9	20	4		0	0	0.0	0	0	

2013 GAME-BY-GAME STATISTICS

DATE	OPP	RECEIVING						RUSHING					
		REC	YDS	AVG	LG	TD		RUSH	YDS	AVG	LG	TD	
9/8	@ NO	0	0	0.0	0	0		0	0	0.0	0	0	
9/15	STL	1	4	4.0	4	0		0	0	0.0	0	0	
9/22	@ MIA	1	2	2.0	2	1		0	0	0.0	0	0	
9/29	NE	1	4	4.0	4	0		0	0	0.0	0	0	
10/7	NYJ	2	15	7.5	12	1		0	0	0.0	0	0	
10/20	TB	0	0	0.0	0	0		0	0	0.0	0	0	
10/27	@ ARZ	3	6	2.0	7	0		0	0	0.0	0	0	
11/3	@ CAR	0	0	0.0	0	0		0	0	0.0	0	0	
11/10	SEA	0	0	0.0	0	0		0	0	0.0	0	0	
11/17	@ TB	1	6	6.0	6	0		0	0	0.0	0	0	
11/21	NO	1	6	6.0	6	0		0	0	0.0	0	0	
12/1	@ BUF	1	12	5.0	12	0		0	0	0.0	0	0	
12/8	@ GB	0	0	0.0	0	0		0	0	0.0	0	0	
12/15	WAS	0	0	0.0	0	0		0	0	0.0	0	0	
12/23	@ SF	0	0	0.0	0	0		0	0	0.0	0	0	
12/29	CAR	-	-	-	-	-		-	-	-	-	-	
TOTALS		11	55	5.0	12	2		0	0	0.0	0	0	
CAREER		11	55	5.0	12	2		0	0	0.0	0	0	


21

DESMOND TRUFANT

CORNERBACK

WASHINGTON

(5TH YEAR WITH FALCONS)

**HEIGHT:****6'0"****WEIGHT:****190****BIRTHDATE:****9/10/90****NFL EXP:****5 YRS****ACQUIRED:****D1-'13**

TRANSACTIONS

- » Selected by the Atlanta Falcons in the first round (22nd overall) of the 2013 NFL Draft.

2016 (FALCONS)

- » Started nine games, posting 30 tackles (25 solo) with one interception, 2.0 sacks, two forced fumbles, and three passes defended before being placed on injured reserve.

CAREER

- » In four seasons with the Falcons, has developed into a Pro Bowl cornerback. Started 48 consecutive games from 2013-2016, totaling 213 tackles (175 solo), seven interceptions, three forced fumbles, four fumble recoveries, 48 passes defended, and one touchdown.
- » Named to his first Pro Bowl after notching 43 tackles (35 solo) with one interception, one sack, and 11 passes defended while starting all 16 games in 2015. Scored his first career touchdown on a 24-yard fumble recovery in Week 4.
- » Started all 16 games in his second season. Recorded 67 total tackles (57 solo), three interceptions and lead the team in pass deflections with 18, which ranked him among the top 10 in the League.
- » Started all 16 games as a rookie and earned All-Rookie honors from the PFWA after notching 74 tackles (12 solo) with a club rookie record 17 passes defended and two interceptions.
- » Finished the year tied for 10th in the NFL and tied for second among all rookie cornerbacks in passes defended.
- » According to Stats LLC., his 17 passes defended in 2013 were the most by a Falcons rookie in a single season, surpassing Darnell Walker, who broke up 13 passes in 1993.
- » Named Defensive Rookie of the Year by Pro Football Focus.

- » According to Stats LLC., allowed just 48.3 of passes thrown his way to be completed (42 of 87). Among players with at least 87 defensive targets, his 48.3 completion percentage was tied for the eighth-best in the NFL and he was one of nine players to allow less than 50 percent of passes to be completed.

COLLEGE

- » Started 47 of 50 career games at the University of Washington posting 195 tackles (151 solo) with a school record 39 passes defended, 8.5 tackles for loss, and six interceptions.
- » Allowed just eight of 54 pass completions (14.8 percent) on balls thrown in his direction as the Huskies ranked 23rd in the nation in pass defense, allowing 197.3 passing yards per game.
- » As a senior, won both the Sports Radio 950 KJR Most Outstanding Defensive Player and the Guy Flaherty Award (the team's oldest and most prestigious honor).
- » As a team captain in 2012, earned second-team All-American honors from The NFL Draft Report and Fox Sports as well as first-team All-Pac 12 honors after recording 36 tackles (27 solo) with nine passes defended and one interception.
- » In 2011, was named All-Pac 12 Conference honorable mention and won the team's Don James Perseverance Award after starting all 13 games and posting a career-high 64 tackles (46 solo), a team-leading 16 passes defended, two interceptions, two forced fumbles and two fumble recoveries.
- » Earned All-Pac 10 Conference honorable mention as a sophomore in 2010 starting all 13 games and logging 48 tackles (34 solo) with four passes defended, one interception, and one fumble recovery.
- » Made an instant impact as a freshman as he was named to the Sporting News Freshman All-Pac 10 team and earn All-Pac 10 Conference honorable mention in 2009.

- » Spent three games as a reserve cornerback before taking over the starting role for the final nine games posting 47 tackles (44 solo), six passes defended, and two interceptions.

PERSONAL

- » Attended Wilson High School (Tacoma, Wash.) where he was named a first-team all-state selection by the Seattle Times after recording 67 tackles on defense and 12 rushing touchdowns during his senior season.
- » As a junior, he posted 47 tackles and eight interceptions, along with four stops for loss, scoring five times while gaining 440 receiving yards and finding the end zone six more times on 36 carries for 360 yards.
- » Named a red chip prospect by the Seattle Times and a "Northwest Nugget" honorable mention by the Tacoma News-Tribune. Rated the sixth-

best overall player in the state of Washington and the country's 56th-best cornerback by Rivals.com.

- » A standout long jumper and triple jumper at Wilson. Took second place in the Class 4A state track meet in the triple jump (46 feet, 5.75 inches) and placed 11th in the long jump (21 feet, 2.25 inches) as a junior in 2008. Also starred on the Rams basketball team.
- » His two older brothers Marcus and Isaiah also played in the NFL. Marcus was selected 11th overall by Seattle in the 2003 NFL Draft and spent 10 years with the Seahawks while Isaiah spent time in the AFL and UFL before breaking into the NFL as a practice squad player with the New York Jets and Philadelphia Eagles.
- » Son of Constance and Lloyd Trufant.

TRUFANT'S CAREER STATISTICS

YEAR	GP/GS	TK	SO	AST	SK	YDS	INT	YDS	LG	TD	PD	FF	FR	YDS	TD
2013	ATL 16/16	74	58	16	0.0	0.0	2	0	0	0	21	1	1	0	0
2014	ATL 16/16	67	57	10	0.0	0.0	3	19	0	0	18	1	1	0	0
2015	ATL 16/16	42	35	7	1.0	9.0	1	0	0	0	11	0	2	24	1
2016	ATL 9/9	30	25	5	2.0	17.0	1	9	9	0	3	2	0	0	0
TOTAL	57/57	213	175	38	3.0	26.0	7	28	0	0	53	4	4	24	1

TRUFANT'S BEST GAMES

TACKLES	SACKS	INTERCEPTIONS	PASSES DEFENSED
7, Three Times	1, Three Times	1, Seven Times	3, Two Times
Last @ TB (11/9/14)	Last @ SEA (10/16/16)	Last vs. TB (9/11/16)	Last vs. Hou (10/4/15)

2015 GAME-BY-GAME STATISTICS

DATE	OPP	TK	SO	SK	YDS	INT	YDS	FF	FR	PD
9/11	TB	5	5	0.0	0.0	1	9	0	0	1
9/18	@OAK	4	3	0.0	0.0	0	0	0	0	1
9/26	@NO	3	3	1.0	8.0	0	0	0	0	0
10/2	CAR	2	1	0.0	0.0	0	0	0	0	0
10/9	@DEN	3	2	0.0	0.0	0	0	0	0	0
10/16	@SEA	4	2	1.0	9.0	0	0	1	0	0
10/23	SD	1	1	0.0	0.0	0	0	0	0	1
10/30	GB	4	4	0.0	0.0	0	0	0	0	0
11/3	@TB	4	4	0.0	0.0	0	0	1	0	0
11/23	@PHI	INACTIVE								
11/27	ARI	INACTIVE								
12/4	KC	INJURED RESERVE								
12/11	@LA	INJURED RESERVE								
12/18	SF	INJURED RESERVE								
12/24	@CAR	INJURED RESERVE								
1/1	NO	INJURED RESERVE								
TOTALS		30	25	2.0	17.0	1	9	2	0	3
CAREER		213	175	3.0	26.0	7	28	4	4	53

2015 GAME-BY-GAME STATISTICS

DATE	OPP	TK	SO	SK	YDS	INT	YDS	FF	FR	PD
9/14	PHI	0	0	0.0	0.0	0	0	0	0	1
9/20	@NYG	3	1	0.0	0.0	0	0	0	0	0
9/27	@DAL	3	2	0.0	0.0	0	0	0	0	1
10/4	HOU	2	2	0.0	0.0	0	0	0	0	3
10/11	WAS	2	2	0.0	0.0	0	0	0	0	1
10/15	@NO	1	1	0.0	0.0	0	0	0	0	0
10/25	@TEN	1	1	0.0	0.0	0	0	0	0	0
11/1	TB	2	1	0.0	0.0	0	0	0	0	0
11/8	@SF	4	3	0.0	0.0	0	0	0	0	1
11/22	IND	4	4	1.0	9.0	0	0	0	0	2
11/29	MIN	6	6	0.0	0.0	0	0	0	0	0
12/6	@TB	4	2	0.0	0.0	1	0	0	0	1
12/13	@ATL	1	1	0.0	0.0	0	0	0	0	0
12/20	@JAX	3	3	0.0	0.0	0	0	0	0	0
12/27	CAR	3	3	0.0	0.0	0	0	0	0	1
1/3	NO	3	3	0.0	0.0	0	0	0	0	0
TOTALS		42	35	1.0	9.0	1	0	0	0	11
CAREER		129	103	0.0	0.0	7	97	1	1	34



Deshaun Watson was selected to his first Pro Bowl in 2015.

2014 GAME-BY-GAME STATISTICS

DATE	OPP	TK	SO	SK	YDS	INT	YDS	FF	FR	PD
9/7	NO	3	2	0.0	0.0	0	0	0	0	2
9/14 @ CIN		2	2	0.0	0.0	0	0	0	0	1
9/18 TB		3	3	0.0	0.0	0	0	0	0	0
9/28 @ MIN		4	4	0.0	0.0	0	0	0	0	0
10/5 @ NYG		5	5	0.0	0.0	0	0	0	0	0
10/12 CHI		4	4	0.0	0.0	0	0	0	0	1
10/19 @ BAL		6	3	0.0	0.0	0	0	0	0	1
10/26 DET		4	0	0.0	0.0	0	0	0	0	2
11/9 @ TB		7	6	0.0	0.0	0	0	0	0	1
11/16 @ CAR		3	2	0.0	0.0	1	19	0	0	3
11/23 CLE		3	3	0.0	0.0	1	0	0	0	2
11/30 ARI		6	6	0.0	0.0	0	0	0	1	1
12/8 @ GB		5	5	0	0	0	0	0	0	1
12/14 PIT		6	6	0.0	0.0	0	0	0	0	0
12/21 @ NO		5	5	0.0	0.0	1	0	0	0	2
12/28 CAR		1	1	0.0	0.0	0	0	0	0	1
TOTALS		67	57	0	0	3	19	1	1	18
CAREER		141	115	0.0	0.0	4	19	2	2	39

2013 GAME-BY-GAME STATISTICS

DATE	OPP	TK	SO	SK	YDS	INT	YDS	FF	FR	PD
9/8 @ NO		5	4	0.0	0.0	0	0	0	0	1
9/15 STL		3	3	0.0	0.0	0	0	0	0	1
9/22 @ MIA		6	1	0.0	0.0	0	0	0	0	1
9/29 NE		6	4	0.0	0.0	0	0	0	0	1
10/7 NYJ		3	3	0.0	0.0	0	0	0	0	1
10/20 TB		7	6	0.0	0.0	0	0	1	0	3
10/27 @ ARZ		4	4	0.0	0.0	0	0	0	0	1
11/3 @ CAR		7	6	0.0	0.0	1	0.0	0	0	1
11/10 SEA		6	5	0.0	0.0	0	0	0	0	2
11/17 @ TB		4	4	0.0	0.0	0	0	0	0	0
11/21 NO		5	4	0.0	0.0	0	0	0	0	0
12/1 @ BUF		1	1	0.0	0.0	0	0	0	0	1
12/8 @ GB		5	5	0.0	0.0	0	0	0	0	0
12/15 WAS		6	4	0.0	0.0	1	0	0	0	3
12/23 @ SF		0	0	0.0	0.0	0	0	0	0	0
12/29 CAR		6	4	0.0	0.0	0	0	0	1	2
TOTALS		74	58	0.0	0.0	1	0	1	1	21
CAREER		74	58	0.0	0.0	1	0	1	1	21

91

COURTNEY UPSHAW

DEFENSIVE TACKLE

ALABAMA

(2ND YEAR WITH FALCONS)



HEIGHT:
6'2"

WEIGHT:
272

BIRTHDATE:
12/13/89

NFL EXP:
6 YRS

ACQUIRED:
FA-'16

TRANSACTIONS

- » Originally selected by the Ravens in the second round (35th overall) of the 2012 NFL Draft.
- » Signed by the Atlanta Falcons as a free agent on March 25, 2016.

2016 (FALCONS)

- » Played in 13 games with five starts, posting 23 tackles (14 solo), one sack, three quarterback hits, one tackle for loss, one forced fumble, one fumble recovery, and one pass defense.

CAREER

- » Has seen action in 77 games with 56 starts and has recorded 200 total tackles (120 solo), 21 tackles for loss, seven passes defended, six sacks, six fumble recoveries, and four forced fumbles.
- » In 2015, totaled 51 tackles (27 solo), adding career highs in sacks (two), PD (two, tied), FFs (two) and FRs (three), for the NFL's eighth-ranked defense (337.4 ypg), which finished No. 2 overall (291.1 ypg) and No. 1 vs. the pass (183.3 ypg) over the season's final eight games.
- » Started and tied a career high with 6 tackles (4 solo) at Hou. (12/21/14).
- » Led all Ravens rookies with a career-high 55 tackles (34 solo), 1.5 sacks (-10 yards), 2 PD and 2 FRs while playing in all 16 games (nine starts) in his rookie year (2012).
- » Started his first-career game (recording a career-high 6 tackles, since tied) at Phi. (9/16/12).
- » Played in his first-career NFL game vs. Cin. (9/10/12).
- » Contributed 42 tackles (25 solo) and one PD for a defense that finished second in the league (tied with Philadelphia) with 49 sacks (Buffalo - 54) in 2014. The Ravens allowed the sixth-fewest points per game (18.9) in 2014.

- » Recorded 29 tackles (18 solo), two PD and 1.5 sacks (-13 yards) in 2013.
- » Led all Ravens rookies with a career-high 55 tackles (34 solo), 1.5 sacks (-10 yards), two PD and two FRs as a rookie in 2012. Also contributed five special teams stops in his first season.

COLLEGE

- » Recorded 141 total tackles (88 solo), 17.5 sacks, 36.5 tackles for loss, six forced fumbles, five passes defended, three fumble recoveries, and two defensive touchdowns during his time with the Crimson Tide.
- » Won two national championships at Alabama, and was named the BCS National Championship MVP in 2012.
- » Earned first-team All-American honors by The NFL Draft Report, Football Writers Association, The Sporting News, CBSSports.com, Sports Illustrated and ESPN.com as a senior in 2011 and was a finalist for the Lombardi Award (nation's best LB or interior lineman) and the Butkus Award (nation's top LB)...Ranked third on the team, tying his career high with 52 tackles (37 solo), for National Champion Alabama.
- » Had a team-leading 9.5 sacks (-62 yards), which tied for fourth in the SEC and tied for 16th nationally, en route to earning several All-American and first-team All-Conference honors...Finished second in the SEC and 18th nationally with a team-high 18 TFL (-90 yards), ranking seventh on the school's single-season record list.
- » Registered 2 FFs, 1 PD and intercepted another for a 45-yard TD return...Helped the Crimson Tide lead the nation in rush defense (72.1 ypg), total defense (183.6 ypg) and scoring defense (8.2 ppg) on the way to the National Championship.

- » Earned MVP honors after leading the team with 7 tackles (6 solo) and 1 FF in the BCS National Championship game against LSU.
- » Established a career high with 52 tackles (32 solo), including 51 in the final 10 contests as a junior in 2010...Led the team with 14.5 TFL, including a team-high 7 sacks.
- » Saw action in all 14 games (one start) and recorded 15 tackles (7 solo), including 1 TFL, and 4 QB hurries on the season as a sophomore in 2009.
- » Played in 13 games and netted 22 tackles (12 solo), with 3 TFL, 1 QB pressure and 2 PD as a freshman.
- » Graduated with a degree in human development from Alabama.
- » Was an ASWA Class 5A All-State selection after posting 150 tackles (95 solo), seven sacks, one INT, three FRs and four PD as a senior... Also caught 20 passes for 496 yards and three TDs...Was a consensus All-State pick as a junior, recording 96 tackles (61 solo) with 12 sacks and three INTs.
- » In 2013, served as a mentor at the Big Brothers Big Sisters of the Greater Chesapeake's MentorZing event...In 2014, Upshaw joined teammate DeAngelo Tyson in donating and distributing 500 books to students at Moravia Park Elementary School (Baltimore City) in an effort to encourage childhood literacy.
- » Visited patients to spread holiday cheer at the Johns Hopkins Children Center.

PERSONAL

- » Prepped at Eufaula (AL) HS where he started at DE and TE. Rivals.com regarded him as the nation's 12th-best OLB prospect and the ninth-best player in the state, placing a four-star rating on the senior...Earned Alabama Class 5A Lineman of the Year honors from the Alabama Sports Writers Association.

UPSHAW'S CAREER STATISTICS

YEAR	GP/GS	TK	SO	AST	SK	YDS	INT	YDS	LG	TD	PD	FF	FR	YDS	TD
2012	BAL 16/9	55	34	21	1.5	10.0	0	0	0	0	1	0	2	5	0
2013	BAL 16/13	29	18	11	1.5	13.0	0	0	0	0	2	0	0	0	0
2014	BAL 16/14	42	25	17	0.0	0.0	0	0	0	0	1	0	0	0	0
2015	BAL 16/15	51	29	22	2.0	13.0	0	0	0	0	2	2	3	0	0
2016	ATL 13/5	23	14	9	1.0	7.0	0	0	0	0	1	1	1	0	0
TOTAL	77/56	200	120	80	6.0	43.0	0	0	0	0	7	3	6	5	0

28

TERRON WARD
RUNNING BACK
OREGON STATE
 (3RD YEAR WITH FALCONS)



HEIGHT:
5'7"

WEIGHT:
201

BIRTHDATE:
2/15/92

NFL EXP:
3 YRS

ACQUIRED:
CFA-'15

TRANSACTIONS

- » Signed by the Falcons as a college free agent on May 3, 2015.

2016 (FALCONS)

- » Played in five games, logging 31 carries for 151 yards (4.9 ypc) while also adding one reception for 11 yards.

CAREER

- » Has seen action in 18 games, logging 60 carries for 151 yards (4.9 yards per carry) with one touchdown. Has also added 10 catches for 84 yards.
- » Played in 13 games as a reserve running back in 2015. Logged 95 yards on 29 carries (3.3 yards per carry) with one touchdown. Added nine receptions for 73 yards. Also provided solid pass protection, helping Matt Ryan throw for more than 4,000 yards.

- » Scored his first career touchdown on an eight-yard run against Houston (10/4). Finished the game with a game-high 72 yards on 19 carries and one score. Also added one reception for 18 yards.

COLLEGE

- » Finished his career with the Beavers with 1,843 rushing yards and 22 rushing touchdowns. Also recorded 87 receptions for 664 receiving yards.
- » He was a key player on the Beavers' special team units as well.

PERSONAL

- » Is a native Antioch, CA and attended De La Salle High School.
- » His brother T.J. Ward is a safety for the Denver Broncos.
- » He majored in new media communication.

15

NICK WILLIAMS

WIDE RECEIVER
CONNECTICUT
(3RD YEAR WITH FALCONS)



HEIGHT:

5'10"

WEIGHT:

184

BIRTHDATE:

11/23/90

NFL EXP:

4 YRS

ACQUIRED:

FA-'15

TRANSACTIONS

- » Originally signed as a college free agent by the Washington Redskins on May 2, 2013.
- » Signed by the Falcons as a free agent on February 24, 2015.

2016 (FALCONS)

- » Signed to the active roster on December 9, 2016.
- » Caught four passes for 49 yards in Atlanta's Week 14 win at Los Angeles (12/11).
- » Played in two games, catching five passes for 59 yards (11.8 yards per catch).

CAREER

- » Has played in 21 games in three NFL seasons, catching 25 passes for 233 yards and two touchdowns.
- » Saw action in 14 games in 2015. Caught 17 passes for 159 yards (9.4 yards per catch) with two touchdowns in his first season in Atlanta.
- » Has played in 21 career games, five in Washington and 16 in Atlanta, catching 25 passes for 233 yards with two touchdowns.

COLLEGE

- » Appeared in 42 games at UConn from 2009-12. Recorded 43 career receptions for 588 yards and two receiving touchdowns; 11 career rushing attempts for 43 yards and one rushing touchdown.
- » Amassed 2,045 yards on 79 career kick returns with two touchdowns, an average of 25.9 yards per return with a career long of 100 yards. Also had 52 punt returns for 470 yards with two touchdowns and a long of 80 yards.

- » Holds the school record for career kickoff return yards (2,045) and ranks second in yards per return (25.9). He is the only player in UConn history with at least two kickoff returns and two punt returns for touchdowns in a career.
- » As a senior in 2012, earned second-team All-Big East honors after finishing with 253 punt return yards and two touchdowns. Had 334 receiving yards and one rushing touchdown.
- » In 2011, appeared in 12 games as the primary kickoff returner for UConn with 37 returns for 920 yards and an average of 24.9 yards per return.
- » In 2010, finished ranked first in the nation in kickoff returns with a single season record 35.29 yards per return, earning first-team All-Big East honors.
- » Was only the second player in school history to have two kickoff returns for a touchdown in a single season.
- » In 2009, appeared in seven games as a true freshman.

PERSONAL

- » Attended the Hun School in Princeton, NJ. As a senior in 2008, was named the Trenton Times Player of the Year. Earned all-conference honors on both offense and defense as a junior and senior. As a sophomore, in 2006 earned all-conference honors on defense with 11 interceptions.
- » Was an economics major at UConn.

33**BLIDI WREH-WILSON**
CORNERBACK
CONNECTICUT
(2ND YEAR WITH FALCONS)**HEIGHT:****6'1"****WEIGHT:****190****BIRTHDATE:****12/5/89****NFL EXP:****4 YRS****ACQUIRED:****FA-'16****TRANSACTIONS**

- » Signed by the Tennessee Titans in the third round (70th overall) of the 2013 NFL Draft.
- » Signed by the Atlanta Falcons on November 29, 2016.

2016 (FALCONS)

- » Played in one game with the Falcons in 2016.

CAREER

- » In 2014, Wreh-Wilson started 11 games at cornerback and ranked second on the team with 10 passes defended. He notched 57 tackles, an interception and a quarterback pressure.
- » As a rookie in 2013, Wreh-Wilson played in 13 games in a reserve role and contributed nine tackles, one tackle for loss, one pass defended and one forced fumble. On special teams, he added five tackles and one forced fumble.
- » As a senior at Connecticut, Wreh-Wilson started 11 games and was named the team's Most Valuable Player after contributing 47 tackles and an interception.

COLLEGE

- » In four seasons at the University of Connecticut, Wreh-Wilson played in 46 games with 39 starts. He posted 181 total tackles, a half sack, three tackles for loss, eight interceptions, 27 passes defended and a fumble recovery. He returned two of his interceptions for touchdowns.
- » As a senior (2012), played in and started 11 games. Totaled 47 tackles, an interception and nine passes defended. Honored as the team's Most Valuable Player and named second-team All-Big East.

- » As a junior (2011), played in eight contests with seven starts and contributed 37 tackles, a half sack, two tackles for loss and two interceptions. Missed five games after suffering a knee injury in the Buffalo game (Sept. 24) and returned for the final three contests.
- » As a sophomore (2010), started all 13 games (career high) for the Huskies at cornerback and had four interceptions, including two he returned for touchdowns. Added 57 tackles, a tackle for loss, five passes defended and a 24-yard fumble return.
- » As a redshirt freshman (2009), played in all 13 games with nine starts, including starts in the final seven games of the season. Posted 40 tackles, one interception and six passes defended.
- » Redshirted in 2008.
- » Graduated in December 2012 with a double major in economics and agricultural resource economics.

PERSONAL

- » Single, splits time between Nashville and Edinboro, Pa.
- » Attended General McLane (Edinboro, Pa.) High School, where he was an honorable mention All-State pick as a senior—his only season playing high school football. Also named All-District and All-Region in 2007. Named to the Meadville Tribune's Dream Team.
- » As a senior running back for his high school team, averaged 11.2 yards on 37 carries (413 yards) with six touchdowns and added 18 receptions for 307 yards (17.1 avg.) and four touchdowns. As a cornerback, he registered 32 tackles with three interceptions and seven

pass deflections. He also returned 14 kickoffs for 365 yards (26.1 avg.) with two scores and averaged 10.0 yards per punt return.

- » Also participated on the soccer, basketball and track teams in high school.
- » Born Blidi Bertrand Wreh-Wilson on Dec. 5, 1989 in Malden, Mass.



ATLANTA FALCONS
ROOKIES

98**TAKKARIST MCKINLEY**
DEFENSIVE END
UCLA**HEIGHT:**
6"4'**WEIGHT:**
230**BIRTHDATE:**
11/22/95**NFL EXP:**
R**ACQUIRED:**
D1-'17

TRANSACTIONS

- » Selected by the Falcons in the first round (26th overall) of the 2017 NFL Draft.

COLLEGE

- » Played in 34 games over three seasons at UCLA, totaling 102 tackles (80 solo) with 29 tackles for loss, 17 sacks, 10 passes defended, six forced fumbles, and one fumble recovery.
- » Earned first-team All Pac-12 honors in 2016, finishing the season with 10 sacks which ranked third in the Pac-12 and his 18 tackles for loss ranked second in the conference.
- » Appeared in 13 games and made 12 starts along the defensive line in 2015. Finished the year tied for 10th on the team in tackles (35), third on the team with 7.5 tackles for loss and 4.0 sacks.
- » Entered UCLA in the fall quarter of 2014, after transferring from Contra Costa College. Saw action in 10 games, with one start, credited with six tackles, 3.5 for loss and 2.5 sacks.
- » Attended Contra Costa College and played one season of football. Was named first-team all-league after totaling 33 tackles, 18 for loss, and 10 sacks.

PERSONAL

- » Played football for coach Mack Cariminer at Kennedy High School in Richmond, California. Credited with 60 tackles in his senior season and 11 sacks. Totaled 15 sacks among his 50 tackles as a junior. Was also a standout on the track, making it to the state meet in the 100 and 200 meter events in his junior and senior seasons.
- » Full Name: Takkarist Jaune McKinley...Parents: Sylvester and Peggy Wiggins...Born in Oakland, California...Has one brother Sylvester III and a sister, Marie...Ran a 10.58 100 meters in his first year running on the track...Hobbies include running...Afro-American Studies major.

MCKINLEY'S COLLEGE STATISTICS

YEAR	GP/GS	TK	SO	AST	SK	YDS	INT	YDS	LG	TD	PD	FF	FR	YDS	TD
2014 UCLA	10/-	6	3	3	2.5	26.0	0	0	0	0	0	1	0	0	0
2015 UCLA	13/-	35	28	7	4.5	38.0	0	0	0	0	4	2	0	0	0
2016 UCLA	11/-	61	49	12	10.0	54.0	0	0	0	0	6	3	1	0	0
TOTAL	34/-	102	80	22	17.0	118.0	0	0	0	0	10	6	1	0	0



The Falcons selected DE Takkari McKinley 26th overall in the 2017 NFL Draft.

42

DUKE RILEY
LINEBACKER
LSU



HEIGHT:
6"1"

WEIGHT:
230

BIRTHDATE:
8/9/94

NFL EXP:
R

ACQUIRED:
D3-'17

TRANSACTIONS

- » Selected by the Falcons in the third round (75th overall) of the 2017 NFL Draft.

COLLEGE

- » Emerged as a defensive standout for the Tigers as a senior in 2016 after playing a significant role on special teams during his first three years with the program.
- » Played in 50 games with 13 starts during his career. Accumulated 144 tackles, 10.0 tackles for loss and 1.5 sacks while adding three quarterback hurries, one interception, and two fumble recoveries.
- » Was voted as LSU's most valuable player and was cited as one of three permanent defensive team captains for the Tigers in 2016.
- » Took over as a starter at outside linebacker for the Tigers as a senior in 2016 and quickly became one of the leaders on the LSU defense. Started all 12 games for the Tigers and finished with 93 tackles, 9.0 tackles for loss and 1.5 sacks. Led the Tigers in total tackles (93) and ranked second on team in solo tackles (40).
- » Key member of LSU defense that allowed an FBS best 16 touchdowns all season, just 1.33 a contest. LSU also ranked second in the SEC in scoring defense (15.8 points per game), rushing defense (117.2 yards per game) and total defense (293.0 yards per game) and third in the league in pass defense (197.2 yards per game).
- » Played in all 12 games as a junior, seeing time as a reserve linebacker and also on special teams units. Was one of the team's leading tacklers on special teams coverage and finished the year with 24 tackles.
- » Saw action in all 13 games with one start as a sophomore and played in 13 games on special teams as a freshman in 2013.

PERSONAL

- » Honored as the 2012 Most Outstanding Defensive Player in Class 2A by the Louisiana Sports Writers Association. Also named to the 2012 Class 2A All-State Team by LSWA after recording 124 tackles in his senior season.
- » Led John Curtis to the Class 2A State Championship in his junior and senior seasons. Racked up 10 total tackles and scored a touchdown on a 80-yard fumble recovery in the 2012 Class-2A State Championship Game.
- » Parents are Kesha Riley and Duke Bergham. Majoring in sport administration

RILEY'S COLLEGE STATISTICS

YEAR	GP/GS	TK	SO	AST	SK	YDS	INT	YDS	LG	TD	PD	FF	FR	YDS	TD
2013	LSU	13/0	7	1	6	0	0	0	0	0	0	0	0	0	0
2014	LSU	13/1	20	6	14	0	0	0	0	0	0	0	1	0	0
2015	LSU	12/0	24	12	12	0	0	0	0	0	0	0	0	0	0
2016	LSU	12/12	93	40	53	1.5	14	1	3	3	0	1	0	1	0
TOTAL		50/13	144	59	85	1.5	14	1	3	3	0	1	0	2	0



Duke Riley led the LSU Tigers in tackles with 93 as a senior in 2016.

64**SEAN HARLOW**
GUARD
OREGON STATE**HEIGHT:**
6"4'**WEIGHT:**
284**BIRTHDATE:**
3/28/95**NFL EXP:**
R**ACQUIRED:**
D4-'17

TRANSACTIONS

- » Selected by the Falcons in the fourth round (136th overall) of the 2017 NFL Draft.

COLLEGE

- » Started 37 career games, including 23 at left tackle and 14 at right tackle.
- » As a senior, served as a team captain and started final nine games of the season at left tackle. Helped the Beavers set the OSU single-season record with 5.2 yards per carry and was named second team All Pac-12
- » Was a preseason Pac-12 third team selection by *Phil Steele* as a junior.
- » Started all 12 games on the offensive line during his sophomore season. Started the final nine games of his freshman season.

PERSONAL

- » His father, Pat Harlow, was selected 11th overall by the New England Patriots in the 1991 NFL Draft. He played eight seasons with New England and Oakland.
- » Was an All-CIF, all-county and All-South Coast League selection as a junior and senior at San Clemente High School.

27**DAMONTAE HAZEE**
DEFENSIVE BACK
SAN DIEGO STATE**HEIGHT:**
5"11'**WEIGHT:**
190**BIRTHDATE:**
6/5/93**NFL EXP:**
R**ACQUIRED:**
D5a-'17**TRANSACTIONS**

- » Selected by the Falcons in the fifth round (149th overall) of the 2017 NFL Draft.

COLLEGE

- » Started the final 41 games of his career at right cornerback and is SDSU's all-time leader with 17 interceptions.
- » He finished his career ranked sixth with 30 PBUs, tied for sixth with six forced fumbles and seventh in interception yards (214).
- » The first player in program history to record six-or-more interceptions in consecutive seasons and a two-time Mountain West Defensive Player of the Year (2015 & 2016).
- » Earned his second straight Mountain West Defensive Player of the Year award after having 65 tackles (45 solo), three tackles for loss, seven interceptions for 156 yards and one touchdown during his senior season. Also added eight pass breakups and a quarterback hurry.
- » Was named the Mountain West Defensive Player of the Year by the league's coaches and media as a junior, the first SDSU player to be named the MW Defensive Player of the Year since Kirk Morrison won it in back-to-back seasons in 2003-04.
- » Recorded 75 tackles (team-high 58 solo), a team-best eight interceptions, 5.5 tackles for loss, seven pass breakups and two forced fumbles in 14 starts in 2015.
- » A second-team all-Mountain West selection as a sophomore. Started all 13 games for SDSU, making 58 tackles (40 solo), with a team-high 13 pass breakups, an interception, a fumble recovery, 4.0 TFL and two quarterback hurries.
- » Had 41 tackles (28 solo), four forced fumbles, 3.0 TFL, two pass breakups, an interception, a sack and a blocked kick as a redshirt freshman in 2013.

PERSONAL

- » Three-time all-CIF athlete who played both sides of the ball at Cajon High in San Bernardino, California. Helped the Cowboys to a 9-2 overall record as a senior in 2011, including a 6-1 mark in league play. Recorded 27 tackles, two interceptions and a forced fumble on defense during his senior year.
- » Lettered in football, basketball and track at Cajon.
- » Son of Latrease and Walter Kazee. Has three brothers and two sisters. Brother, Walter, was a four-year running back for the Aztecs from 2009-12.
- » Majoring in criminal justice.

HAZEE'S COLLEGE STATISTICS

YEAR	GP/GS	TK	SO	AST	SK	YDS	INT	YDS	LG	TD	PD	FF	FR	YDS	TD
2013 SDSU	12/0	40	27	13	0.0	0.0	1	0	0	0	2	3	0	0	0
2014 SDSU	13/13	58	40	18	0.0	0.0	1	0	0	0	12	0	1	0	0
2015 SDSU	14/14	75	58	17	0.0	0.0	8	58	-	1	7	2	0	0	0
2016 SDSU	14/14	67	46	21	0.0	0.0	7	156	-	1	8	1	0	0	0
TOTAL	53/41	240	46	21	0.0	0.0	17	214	-	2	29	6	1	0	0



Damontrae Kazee picked off 17 passes in four years at SDSU.

25

BRIAN HILL
 RUNNING BACK
 WYOMING

HEIGHT:
6"1'
WEIGHT:
219
BIRTHDATE:
6/5/93
NFL EXP:
R
ACQUIRED:
D5b-'17
TRANSACTIONS

- » Selected by the Falcons in the fifth round (156th overall) of the 2017 NFL Draft.

COLLEGE

- » Ran for 4,287 yards on 775 carries (5.5 yards per carry) with 35 touchdowns during his three seasons at Wyoming. He added 41 receptions for 403 yards and totaled at least 1,000 scrimmage yards for three years..
- » As a junior in 2016, Hill ran for 1,860 yards on 349 carries with 22 touchdowns. He totaled 19,27 scrimmage yards and averaged 5.4 yards per touch. Set a career high with 289 rushing yards and three touchdowns against Nevada.
- » As a sophomore, he had three games (Eastern Michigan, Appalachian State, and Utah State) in which he rushed for over 200 yards. Hill had 1,631 rushing yards (seventh among NCAA Division I FBS players) on 281 carries for an average of 5.8 yards per carry that season.
- » Was named a finalist for the Doak Walker Award after becoming Wyoming's first 1,000-yard rusher since 2008. He broke Ryan Christopherson's single-season Wyoming record of 1,455 yards set in 1994.
- » As a freshman in 2014, Hill rushed for 796 yards.

HILL'S COLLEGE STATISTICS

			RUSHING					RECEIVING				
YEAR	GP/GS		ATT	YDS	AVG	LG	TD	REC	YDS	AVG	LG	TD
2014	WY	11/-	145	796	5.5	-	7	13	204	15.7	-	0
2015	WY	12/-	281	1,631	5.8	-	6	20	132	6.6	-	0
2016	WY	14/-	349	1,860	5.3	-	22	8	67	8.4	-	0
TOTALS		37/-	775	4,287	5.5	-	35	41	403	9.8	-	0

85**ERIC SAUBERT**
TIGHT END
DRAKE**HEIGHT:**
6"4'**WEIGHT:**
242**BIRTHDATE:**
5/--/94**NFL EXP:**
R**ACQUIRED:**
D5c-'17

TRANSACTIONS

- » Selected by the Falcons in the fifth round (174th overall) of the 2017 NFL Draft.

COLLEGE

- » Earned his fourth All-PFL accolade of his career after being named first-team PFL. Ranked 19th in the nation 10 receiving touchdowns. Was second among tight ends with 70.5 receiving yards per game. Recorded 56 receptions for 776 receiving yards.
- » Named to FCS ADA All-America team, AP FCS All-America third-team selection, and third-team honoree for the STATS FCS All-America team. Earned All-PFL first team honors, led the team with 48 receptions. Also tallied 506 receiving yards and six touchdowns.

- » Earned honorable mention All-PFL honors after totaling 32 receptions for 348 yards and two touchdowns in 2014.
- » Named first team All-PFL and was second on the team in receiving with 47 catches for 549 yards. Scored two touchdowns and averaged 49.9 yards receiving per game.

PERSONAL

- » Two-year football letterwinner at Hoffman Estates. Earned a spot on the A-Honor Roll as well as an Outstanding Service Award from Hoffman Estates High School.
- » Son of Michael and Kimberly Saubert.

56**JERMAINE GRACE**
LINEBACKER
MIAMI**HEIGHT:**
6'1"**WEIGHT:**
223**BIRTHDATE:**
11/8/93**NFL EXP:**
R**ACQUIRED:**
FA-'17

TRANSACTIONS

- » Signed by the Atlanta Falcons as a college free agent following the 2017 NFL Draft.

COLLEGE

- » Grace started his career as a special teams player in 2013 (eight tackles) and then was an oft-used back-up linebacker as a sophomore (60 tackles, 6.5 for loss, three sacks). He was the 'Canes top linebacker as a junior, racking up 79 tackles, six for loss, two sacks, and five pass break-ups.

PERSONAL

- » Attended Miramar HS in nearby Miami Gardens, Fla. Had more than 140 tackles, two interceptions, nine sacks and 20 tackles for losses in final season.

41**QUINCY MAUGER**
SAFETY
GEORGIA**HEIGHT:**
6'0"**WEIGHT:**
206**BIRTHDATE:**
3/4/95**NFL EXP:**
R**ACQUIRED:**
FA-'17

TRANSACTIONS

- » Signed by the Atlanta Falcons as a college free agent following the 2017 NFL Draft.
- » Placed on injured reserve on September 2, 2017.

COLLEGE

- » Played four years at the University of Georgia where he totaled 187 tackles (129 solo) with seven interceptions, one half sack, 5.5 tackles for loss, 12 passes defended, and one forced fumble.

PERSONAL

- » The Marietta native was an AJC Class AAAAA All-State selection at Kell High School. Played both safety and WR during his senior season, recording 46 total tackles and one interception, and 18 catches for 325 yards and one touchdown. Helped Kell to a 9-1 record and the Class AAAAA Region 7 Championship.



ATLANTA FALCONS
PRACTICE SQUAD

38**MARCELIS BRANCH**
FREE SAFETY
ROBERT MORRIS**HEIGHT:**
5'11"**WEIGHT:**
180**BIRTHDATE:**
1/19/94**NFL EXP:**
R**ACQUIRED:**
FA-'17

TRANSACTIONS

- » Signed by the Atlanta Falcons as a college free agent following the 2017 NFL Draft.

COLLEGE

- » Named to the All-Northeast Conference team for the third time in 2016 after collecting 71 total tackles, two interceptions, and a blocked field goal return for a touchdown for the Robert Morris Colonials.

PERSONAL

- » Compiled 77 tackles, nine pass breakups and three interceptions as a senior in 2011. Earned Nike All-Dade County First Team accolades in 2011. Selected to attend the Ray Lewis Defensive Camp and ESPN's Top 100 camp after senior season.

76**DANIEL BRUNSKILL**
TACKLE
SAN DIEGO STATE**HEIGHT:****6'5"****WEIGHT:****260****BIRTHDATE:****1/27/94****NFL EXP:****R****ACQUIRED:****FA-'17**

TRANSACTIONS

- » Signed by the Atlanta Falcons as a college free agent following the 2017 NFL Draft.

COLLEGE

- » Made the switch from tight end to left tackle before his senior season at San Diego State, earning second-team All-Mountain West honors in his lone year at the position. He played in 54 consecutive games and was named SDSU's offensive lineman of the year.

PERSONAL

- » A two-year letterwinner at Valley Center High. Selected first-team all-CIF, first-team all-Valley League, first-team all-North County and second-team all-state as a senior. Brunskill was a team captain as a senior. Also played volleyball, lacrosse and was on the wrestling team.

87

DEANTE BURTON
WIDE RECEIVER
KANSAS STATE



HEIGHT:
6'2"

WEIGHT:
205

BIRTHDATE:
7/12/94

NFL EXP:
R

ACQUIRED:
FA-'17

TRANSACTIONS

- » Signed by the Atlanta Falcons as a college free agent following the 2017 NFL Draft.

COLLEGE

- » Made 35 career starts at Kansas State, including his final 26 games. He caught 84 passes for 1,085 yards with five touchdowns in four seasons, and is the 29th player in school history to record 1,000 career receiving yards. He was a first-team Academic All-Big 12 selection in 2016 and a second team pick in 2014.

PERSONAL

- » Played at Manhattan High School in Manhattan, Kan. Helped the Indians earn an 11-1 record in 2011. Named a First Team All-Centennial League pick as a senior. Captured all-state honors as a defensive back. Had 20 receptions for 327 yards and five touchdowns, while he recorded a pair of interceptions on defense.

89**ALEX GRAY**
TIGHT END
BERNARD CASTLE SCHOOL**HEIGHT:**
6'4"**WEIGHT:**
231**BIRTHDATE:**
5/1/91**NFL EXP:**
R**ACQUIRED:**
FA-'17**TRANSACTIONS**

- » Signed as an additional overseas player on the Falcons practice squad. He will be an eleventh practice squad member - ineligible to be activated during the season.

PERSONAL

- » Born and raised in Bishop Auckland, England, Gray captained England's rugby teams at Under-16, Under-18, Under-20 and International Sevens levels and played for Newcastle Falcons and London Irish. He was named in the original extended Great Britain Sevens squad for the 2016 Olympic Games in Rio, before suffering an injury. He signed for Yorkshire Carnegie for the 2016-17 rugby season and recently decided to convert to American football.

17

MARVIN HALL
WIDE RECEIVER
WASHINGTON
(1ST YEAR WITH FALCONS)



HEIGHT:
5'10"

WEIGHT:
190

BIRTHDATE:
4/10/93

NFL EXP:
1 YRS

ACQUIRED:
FA-'17

TRANSACTIONS

- » Originally signed by the Oakland Raiders as a college free agent following the 2016 NFL Draft.
- » Waived by the Raiders on September 3, 2016.
- » Signed to the Arizona Cardinals practice squad on December 14, 2016.
- » Signed by the Falcons on June 2, 2017.

CAREER

- » Spent time as a member of the Arizona Cardinals practice squad in 2016.

COLLEGE

- » Played in 42 career games at Washington.
- » As a senior in 2015, played in every game and registered his first career touchdown in a win over Sacramento State.
- » Threw a 36-yard touchdown pass against Arizona as a junior in 2014. Also hauled in two receptions in the Cactus Bowl versus Oklahoma

State.

- » As a sophomore in 2013, earned playing time in all but two games. Had multiple catches against Idaho State, California and Colorado.
- » Saw time during six games as a true freshman in 2012 and averaged nearly 60 yards per game returning kickoffs.

PERSONAL

- » Went to Dorsey (Calif.) H.S. where he corralled nine touchdowns and had nearly 700 yards receiving as a senior. Named second-team All-City wide receiver by the L.A. Times later that year.
- » A decorated track & field athlete at Dorsey. Notched victories in the 100 meters, 200 meters, 4x100, and 4x400 relay teams to help lead Dorsey to the L.A. City Section championship as a senior.

55**J'TERIOUS JONES**
DEFENSIVE END
MIAMI UNIVERSITY**HEIGHT:**
6'3"**WEIGHT:**
245**BIRTHDATE:**
11/12/93**NFL EXP:**
R**ACQUIRED:**
FA-'17

TRANSACTIONS

- » Signed by the Atlanta Falcons as a college free agent following the 2017 NFL Draft.

COLLEGE

- » Collared 149 total tackles (88 solo) with 35.5 tackles for loss, 22 sacks, six passes defended, five fumble recoveries, and three forced fumbles in three seasons at Miami of Ohio.

PERSONAL

- » He is an East Atlanta native and attended Miller Grove High School in Lithonia. Brown recorded 13 quarterback sacks his senior year. He has a 4.6 speed in the 40-yard dash. Played in the DeKalb County All-Star game as a high school junior.

82

JOSHUA PERKINS
TIGHT END
WASHINGTON
(2ND YEAR WITH FALCONS)



HEIGHT:
6'3"

WEIGHT:
223

BIRTHDATE:
8/5/93

NFL EXP:
2 YRS

ACQUIRED:
FA-'16

TRANSACTIONS

- » Signed by the Atlanta Falcons as a college free agent following the 2016 NFL Draft.

2016 (FALCONS)

- » Played in eight games with one start during his rookie campaign. Caught three passes for 42 yards, including a 26 yard touchdown.
- » Made his NFL debut at Tampa Bay (11/3).
- » Caught his first NFL pass against San Francisco (12/18), pulling in an eight-yard reception to set up a five-yard score by Devonta Freeman in the first quarter.
- » Caught his first career touchdown on a 26-yard

pass from Matt Ryan to cap Atlanta's opening drive at Carolina (12/24) in Week 16.

COLLEGE

- » Played in all 13 games, starting eight as a senior in 2015... earned honorable mention All-Pac-12 ... named a midseason All-America first-teamer by SI.com.

PERSONAL

- » Attended Gahr High School and during his senior year he was a First-team all-area selection. He caught 70 passes for 1,072 yards and 11 touchdowns ... in top game of senior season, caught 12 passes for 170 yards and two scores.

35**JHURELL PRESSLEY**
RUNNING BACK
NEW MEXICO
(2ND YEAR WITH FALCONS)**HEIGHT:****5'10"****WEIGHT:****206****BIRTHDATE:****5/20/92****NFL EXP:****2 YRS****ACQUIRED:****FA-'17****TRANSACTIONS**

- » Signed by the Minnesota Vikings following the 2016 NFL Draft.
- » Claimed off waivers by the Green Bay Packers in September 2016.
- » Signed to the Atlanta Falcons practice squad on October 25, 2016.

2016 (FALCONS)

- » Spent time on the club's practice squad.

COLLEGE

- » Played in 50 games for the University of New Mexico, tallying 2,725 rushing yards off of 394 carries. Also recorded 35 career touchdowns.

PERSONAL

- » Native of Newark, DE.

93**TANIELA TUPOU**
DEFENSIVE LINE
WASHINGTON
(1ST YEAR WITH FALCONS)**HEIGHT:****6'1"****WEIGHT:****284****BIRTHDATE:****12/13/92****NFL EXP:****1 YRS****ACQUIRED:****FA-'17**

TRANSACTIONS

- » Originally signed by the Seattle Seahawks as a college free agent on May 9, 2016.
- » Waived by the Seahawks on September 3, 2016.
- » Signed by the Atlanta Falcons on May 14, 2017.

2016 (SEAHAWKS)

- » Saw action in the Seahawks Week 1 game against the Miami Dolphins.

CAREER

- » Played in The Spring League, an instructional football league designed to help develop potential NFL and CFL talent. After participating in the Falcons rookie minicamp, he became the

first Spring League player to sign with an NFL team.

COLLEGE

- » After redshirting in 2011, played in 33 games during his career at Washington. Competed in all 13 games as a senior totaling 37 tackles, 5.5 tackles for loss, and a fumble recovery. Had 22 total tackles during his sophomore and junior seasons.

PERSONAL

- » Attended Archbishop Murphy (Wash.) where he helped lead the school to the 2A state title game as a senior. In 2010, named to the Associated Press 2A all-state first team and earned Cascade Conference Defensive Player of the Year honors. Rated the No. 6 overall recruit in the state of Washington coming out off Archbishop Murphy.

92**JOE VELLANO**
DEFENSIVE TACKLE
MARYLAND
(2ND YEAR WITH FALCONS)**HEIGHT:****6'2"****WEIGHT:****300****BIRTHDATE:****10/30/88****NFL EXP:****4 YRS****ACQUIRED:****FA-'16**

TRANSACTIONS

- » Originally signed by New England as a rookie free agent on May 3, 2013.
- » Signed by New England to the practice squad on October 8, 2014.
- » Signed by New England to the 53-man roster from the practice squad on January 17, 2015.
- » Signed by New England to the practice squad on September 25, 2015.
- » Signed by Indianapolis to the practice squad on December 22, 2015.
- » Signed by the New England Patriots as a free agent on Jan. 26, 2016.
- » Signed to the Atlanta Falcons practice squad on September 6, 2016.
- » Signed to the 53 - man roster from the practice squad prior to the AFC Championship game vs. Indianapolis (1/18). Played as a reserve and made one tackle. Was inactive in the Super Bowl XLIX win vs. Seattle (2/1).
- » Played in all 16 regular-season games with eight starts and totaled 48 tackles, two sacks, one pass defense and one fumble recovery.
- » Appeared in both playoff contests as a reserve and tallied five tackles and his first career post-season sack.
- » Made his first NFL appearance in the season opener at Buffalo (9/8) and contributed two tackles.
- » Made his first career start at defensive tackle at Cincinnati (10/6) and registered four tackles.
- » Appeared in his first career playoff game vs. Indianapolis (1/11) and posted one sack to go along with five tackles.

2016 (FALCONS)

- » Saw action in the NFC championship game and Super Bowl LI, totaling two tackles (one solo).

CAREER

- » Started the 2015 season with New England and was released prior to the start of the regular season. Had brief stints on the Patriots and Indianapolis practice squads.
- » Made the active roster out of training camp and played in the first five games of the season with one start before being released and brought back to the practice squad for the rest of the regular season in 2014.

COLLEGE

- » Played defensive tackle as a sophomore and junior before being moved to end as a senior at Maryland.
- » Selected as a team captain in 2011 and 2012.
- » Was All-ACC first-team as a senior in 2012 after finishing with 61 total tackles and six sacks.
- » Had a career-high of 94 total tackles as a junior in 2011 and was named an All-American and a consensus first team All-ACC choice.



ATLANTA FALCONS

SEASON REVIEW

2016

(11-5) NFC SOUTH

Coach: Dan Quinn

DATE	ATL	OPP	
9/11 TB	24	31	L 68,382
9/18 @OAK	35	28	W 54,081
9/26 @NO	45	32	W 73,003
10/2 CAR	48	33	W 70,508
10/9 @DEN	23	16	W 76,802
10/16 @SEA	24	26	L 69,071
10/23 SD	30	33	L 69,832
10/30 GB	33	32	W 70,165
11/3 @TB	43	28	W 57,797
11/13 @PHI	24	15	L 69,595
11/27 ARI	38	19	W 69,233
12/4 KC	28	29	L 69,879
12/11 @LA	42	14	W 82,495
12/18 SF	41	13	W 70,164
12/24 @CAR	33	16	W 73,549
1/1 NO	38	32	W 70,835

2016	ATL	OPP
TOTAL FIRST DOWNS	379	358
Rushing	108	95
Passing	239	232
Penalty	32	31
3rd Down: Made/Att	75/178	89/213
3rd Down Pct.	42.1	41.8
4th Down: Made/Att	8/14	18/25
4th Down Pct.	57.1	72
POSSESSION AVG.	30:11	29:49
TOTAL NET YARDS	6653	5939
Avg. Per Game	415.8	371.2
Total Plays	995	1059
Avg. Per Play	6.7	5.6
NET YARDS RUSHING	1928	1672
Avg. Per Game	120.5	104.5
Total Rushes	421	370
NET YARDS PASSING	4725	4267
Avg. Per Game	295.3	266.7
Sacked/Yards Lost	37/235	34/228
Gross Yards	4960	4495
Att./Completions	537/374	655/422

SCORE/QTR	Q1	Q2	Q3	Q4	OT	PTS
Falcons	139	157	135	109	0	540
Opponents	68	127	52	156	3	406

SCORING TD	Ru	Pa	RT	PAT	FG	2	TP
M.Bryant	0	0	0	0	0	56/5734	37 0 158
D.Freeman	13	11	2	0	0/0	0/0	0 78
T.Coleman	11	8	3	0	0/0	0/0	0 66
T.Gabriel	7	1	6	0	0/0	0/0	0 42
J.Jones	6	0	6	0	0/0	0/0	0 36
M.Sanu	4	0	4	0	0/0	0/0	1 26
J.Hardy	4	0	4	0	0/0	0/0	0 24
J.Tamme	3	0	3	0	0/0	0/0	0 18
A.Hooper	3	0	3	0	0/0	0/0	0 18
D.Jones	2	0	2	0	0/0	0/0	0 12
A.Robinson	2	0	2	0	0/0	0/0	0 12
L.Toilolo	2	0	2	0	0/0	0/0	0 12
R.Alford	1	0	0	1	0/0	0/0	0 6
D.Tialavea	1	0	1	0	0/0	0/0	0 6
A.Clayborn	1	0	0	1	0/0	0/0	0 6
P.DiMarco	1	0	1	0	0/0	0/0	0 6
V.Beasley	1	0	0	1	0/0	0/0	0 6
J.Perkins	1	0	1	0	0/0	0/0	0 6
M.Ryan	0	0	0	0	0/0	0/0	1 2
Falcons	63	20	38	5	56/5734	37 2	540
Opponent	48	15	31	2	35/3823	27 6	406

PASSING	ATT	CMP	YDS	CP%	YD/AT	TD	TD%	INT	INT%	LG	SK/YDS	RTG
M.Ryan	534	373	4944	69.9	9.3	38	7.1	7	1.3	76t	37/235	117.1
M.Schaub	3	1	16	33.3	5.3	0	0.0	0	0.0	16	0/0	52.1
Falcons	537	374	4960	69.6	9.2	38	7.1	7	1.3	76t	37/235	116.7
Opponents	655	422	4495	64.4	6.9	31	4.7	12	1.8	58	34/228	92.5

PUNTING	NO	YDS	AVG	NET	TB	I20	LG	B
M.Bosher	44	2060	46.8	41.6	1	21	68	0
M.Wile	2	116	58.0	52.0	0	0	59	0
M.Bryant	2	67	33.5	33.5	0	0	36	0
Falcons	48	2243	46.7	41.7	1	21	68	0
Opponents	66	3176	48.1	42.5	5	29	64	0

RUSHING	NO	YDS	AVG	LG	TD
D.Freeman	227	1079	4.8	75	11
T.Coleman	118	520	4.4	55	8
T.Ward	31	151	4.9	45	0
M.Ryan	35	117	3.3	18	0
T.Gabriel	4	51	12.8	27	1
S.Ridley	3	7	2.3	7	0
M.Sanu	1	5	5.0	5	0
M.Schaub	2	-2	-1.0	-1	0
Falcons	421	1928	4.6	75	20
Opponents	370	1672	4.5	55	15

INTS	NO	YDS	AVG	LG	TD
D.Jones	3	165	55.0	90t	2
J.Collins	2	37	18.5	37	0
R.Alford	2	34	17.0	30t	1
R.Allen	2	3	1.5	3	0
B.Poole	1	24	24.0	24	0
D.Trufant	1	9	9.0	9	0
D.Campbell	1	7	7.0	7	0
Falcons	12	279	23.3	90t	3
Opponents	7	57	8.1	37t	2

RECEIVING	NO	YDS	AVG	LG	TD
J.Jones	83	1409	17.0	75	6
M.Sanu	59	653	11.1	59	4
D.Freeman	54	462	8.6	35	2
T.Gabriel	35	579	16.5	76	6
T.Coleman	31	421	13.6	49	3
J.Tamme	22	210	9.5	19	3
J.Hardy	21	203	9.7	27	4
A.Robinson	20	323	16.2	59	2
A.Hooper	19	271	14.3	44	3
L.Toilolo	13	264	20.3	46	2
P.DiMarco	7	52	7.4	18	1
N.Williams	5	59	11.8	19	0
J.Perkins	3	42	14.0	26	1
T.Ward	1	11	11.0	11	0
D.Tialavea	1	1	1.0	1t	1
Falcons	374	4960	13.3	76	38
Opponents	422	4495	10.7	58	31

PUNT RET	RET	FC	YDS	AVG	LG	TD
E.Weems	24	21	273	11.4	73	0
Falcons	24	21	273	11.4	73	0
Opponents	23	18	221	9.6	55	0

KICK RET	NO	YDS	AVG	LG	TD
E.Weems	17	391	23.0	42	0
J.Hardy	3	52	17.3	32	0
A.Robinson	2	27	13.5	16	0
P.DiMarco	1	14	14.0	14	0
Falcons	23	484	21.0	42	0
Opponents	40	905	22.6	52	0

FGs	1-19	20-29	30-39	40-49	50+
M.Bryant	0/0	12/12	7/8	9/9	6/8
Falcons	0/0	12/12	7/8	9/9	6/8
Opponents	1/1	4/5	5/5	10/11	3/5

Sacks:

V.Beasley 15.5, A.Clayborn 4.5, D.Freeney 3.0, G.Jarrett 3.0, R.Hageman 2.0, D.Trufant 2.0, B.Reed 2.0, B.Poole 1.0, C.Upshaw 1.0

Team: 34.0, Opponents: 37.0

2-Pt. Conversions:

Team 2/6, Opponents: 6/10

Fumbles Lost:

M.Ryan 2, M.Sanu 1, D. Freeman 1

Total: 4

Opponent Fumble Recoveries:

P.Worriolow 2, B.Poole 2, A.Clayborn 1, C.Upshaw 1, L.Reynolds 1, G.Jarrett 1, V.Beasley 1, K.Neal 1

Total: 10

DEFENSIVE TACKLES	T	A	TOTAL TACKLES
Deion Jones	75	31	106
Keanu Neal	72	33	105
Ricardo Allen	61	29	90
Robert Alford	49	9	58
Brian Poole	41	16	57
Kemal Ishmael	29	20	49
De'Vondre Campbell	35	13	48
Grady Jarrett	20	27	47
Vic Beasley Jr.	32	7	39
Desmond Trufant	25	5	30
Philip Wheeler	18	10	28
Jalen Collins	25	3	28
Sean Weatherspoon	21	6	27
LaRoy Reynolds	13	10	23
Courtney Upshaw	14	9	23
Adrian Clayborn	19	3	22
Jonathan Babineaux	14	8	22
Brooks Reed	14	7	21
Ra'Shede Hageman	9	8	17
Tyson Jackson	7	9	16
Paul Worrlow	10	5	15
Dwight Freeney	7	3	10
Derrick Shelby	6	2	8
C.J. Goodwin	6	1	7
Deji Olatoye	3	1	4
Ben Garland	3	0	3
Sharrod Neasman	1	1	2
Robenson Therzie	1	0	1
Malliciah Goodman	1	0	1
Totals	631	276	907

QUARTERBACK SACKS	SACKS
Vic Beasley Jr.	15.5
Adrian Clayborn	4.5
Grady Jarrett	3.0
Dwight Freeney	3.0
Desmond Trufant	2.0
Brooks Reed	2.0
Brian Poole	1.0
Ra'Shede Hageman	2.0
Courtney Upshaw	1.0
Total	34.0

SPECIAL TEAMS TACKLES	T	A	TOTAL TACKLES
Eric Weems	9	6	15
C.J. Goodwin	8	2	10
LaRoy Reynolds	5	2	7
Matt Bosher	4	1	5
Brooks Reed	3	1	4
Justin Hardy	0	3	3
Kemal Ishmael	3	0	3
Levine Toilolo	2	1	3
Paul Worrlow	2	1	3
Josh Harris	3	0	3
Robenson Therzie	1	1	2
Josh Perkins	2	0	2
Deion Jones	0	2	2
Robert Alford	0	2	2
Brian Poole	1	0	1
Philip Wheeler	1	0	1
Terron Ward	1	0	1
Courtney Upshaw	1	0	1
Desmond Trufant	0	1	1
Austin Hooper	0	1	1
Keanu Neal	0	1	1
Dashon Goldson	0	1	1
Total	46	26	72

PASSESS DEFENSED	PD
Robert Alford	19
Deion Jones	11
Jalen Collins	10
Brian Poole	8
De'Vondre Campbell	7
Keanu Neal	7
Desmond Trufant	4
Deji Olatoye	3
Ricardo Allen	3
Tyson Jackson	2
Kemal Ishmael	2
C.J. Goodwin	2
Vic Beasley Jr.	2
Paul Worrlow	2
Brooks Reed	1
Derrick Shelby	1
Adrian Clayborn	1
Courtney Upshaw	1
Total	86

TACKLES FOR LOSS	TFL
Vic Beasley Jr.	11
Adrian Clayborn	8
Brian Poole	6
De'Vondre Campbell	5
Dwight Freeney	4
Grady Jarrett	4
Philip Wheeler	3
Deion Jones	3
Jonathan Babineaux	3
Derrick Shelby	2
Sean Weatherspoon	2
Keanu Neal	2
Jalen Collins	2
Brooks Reed	2
Ra'Shede Hageman	2
Desmond Trufant	1
Robert Alford	1
Courtney Upshaw	1
Ra'Shede Hageman	1
Paul Worrlow	1
Totals	64

INTERCEPTIONS	INTs
Deion Jones	3
Robert Alford	2
Ricardo Allen	2
Jalen Collins	2
Desmond Trufant	1
De'Vondre Campbell	1
Brian Poole	1
Total	12

DEFENSIVE FORCED FUMBLES	FF
Vic Beasley Jr.	6
Keanu Neal	5
Desmond Trufant	2
De'Vondre Campbell	2
Deion Jones	1
Brooks Reed	1
Courtney Upshaw	1
Total	18

DEFENSIVE FUMBLE RECOVERIES	FR
Brian Poole	2
Adrian Clayborn	1
LaRoy Reynolds	1
Paul Worrlow	1
Grady Jarrett	1
Vic Beasley Jr.	1
Courtney Upshaw	1
Keanu Neal	1
Total	7

GAME 1

GEORGIA DOME - ATLANTA, GA



31-24



TAMPA BAY BUCCANEERS

PASSING	ATT	CP	YD	SK	TD	LG	INT	RT
J. Winston	33	23	281	0/0	4	45	1	122.6
TOTAL	52	36	336	0/0	1	25	2	77.1

RUSHING	ATT	YDS	AVG	LG	TD
D. Martin	18	62	3.2	17	0
C. Sims	4	9	2.3	5	0
R. Shepard	1	9	9.0	9	0
A. Humphries	1	7	7.0	7	0
J. Winston	4	3	0.8	4	0
TOTAL	28	90	3.2	17	0

RECEIVING	NO	YDS	AVG	LG	TD
M. Evans	5	99	19.8	45t	1
D. Martin	5	34	6.8	14	0
A. Humphries	3	34	11.3	26	0
C. Sims	3	32	10.7	23t	1
C. Brate	3	30	10.0	17	0
V. Jackson	2	18	9.0	11	0
A. Seferian-Jenkins	1	30	30.0	30t	1
B. Myers	1	4	4.0	4t	1
TOTAL	23	281	12.2	45	1

ATLANTA FALCONS

PASSING	ATT	CP	YD	SK	TD	LG	INT	RT
M. Ryan	39	27	334	3/12	2	59	0	112.6
TOTAL	39	27	334	3/12	2	59	0	112.6

RUSHING	ATT	YDS	AVG	LG	TD
T. Coleman	8	22	2.8	7	0
D. Freeman	11	20	1.8	10	0
M. Ryan	3	10	3.3	8	0
TOTAL	22	52	2.4	10	0

RECEIVING	NO	YDS	AVG	LG	TD
J. Tammie	6	51	8.5	19	0
T. Coleman	5	95	19.0	47	0
M. Sanu	5	80	16.0	59	1
J. Jones	4	66	16.5	25t	1
D. Freeman	4	20	5.0	11	0
A. Hooper	1	14	14.0	14	0
P. DiMarco	1	8	8.0	8	0
J. Hardy	1	0	0.0	0	0
TOTAL	27	334	12.4	59	2

SCORING DRIVES

TEAM	QTR	TIME	SCORING PLAY	TB	ATL
Bucs	1	9:52	R.Aguayo 43 yd. Field Goal (7-37, 3:02)	3	0
Falcons	1	7:08	M.Bryant 34 yd. Field Goal (5-59, 2:44)	3	3
Falcons	1	0:11	M.Sanu 5 yd. pass from M.Ryan (M.Bryant kick) (4-13, 2:20)	3	10
Bucs	2	10:25	B.Myers 4 yd. pass from J.Winston (R.Aguayo kick) (9-75, 4:46)	10	10
Falcons	2	1:45	M.Bryant 34 yd. Field Goal (7-45, 3:14)	10	13
Bucs	2	0:14	C.Sims 23 yd. pass from J.Winston (R.Aguayo kick) (10-75, 1:31)	17	13
Bucs	3	12:54	A.Seferian-Jenkins 30 yd. pass from J.Winston (R.Aguayo) (4-75, 2:06)	24	13
Bucs	3	5:12	M.Evans 45 yd. pass from J.Winston (R.Aguayo kick) (8-92, 3:16)	31	13
Falcons	3	1:35	J.Jones 25 yd. pass from M.Ryan (M.Ryan-M.Sanu pass) (9-71, 3:37)	31	21
Falcons	4	4:55	M.Bryant 29 yd. Field Goal (11-49, 4:54)	31	24

GAME 2

O.CO COLISEUM - OAKLAND, CA



35-28



ATLANTA FALCONS

PASSING	ATT	CP	YD	SK	TD	LG	INT	RT
M. Ryan	34	26	396	1/7	3	48	1	131.5
TOTAL	34	26	396	1/7	3	48	1	131.5

RUSHING	ATT	YDS	AVG	LG	TD
D. Freeman	17	93	5.5	18	0
T. Coleman	12	46	3.8	13t	1
TOTAL	29	139	4.8	18	1

RECEIVING	NO	YDS	AVG	LG	TD
J. Jones	5	106	21.2	48	1
J. Tammie	5	75	15.0	19	1
A. Hooper	3	84	28.0	44	0
T. Gabriel	3	28	9.3	11	0
M. Sanu	3	19	6.3	15	0
A. Robinson	2	30	15.0	20	0
T. Coleman	2	25	12.5	24	0
L. Toilolo	2	21	10.5	16	0
J. Hardy	1	8	8.0	8t	1
TOTAL	26	396	15.2	48	3

OAKLAND RAIDERS

PASSING	ATT	CP	YD	SK	TD	LG	INT	RT
D. Carr	45	34	299	1/0	3	31t	0	115.0
TOTAL	45	34	299	1/0	3	31t	0	115.0

RUSHING	ATT	YDS	AVG	LG	TD
L. Murray	8	57	7.1	18	1
D. Washington	6	46	7.7	26	0
J. Richard	7	17	2.4	7	0
J. Holton	1	14	14.0	14	0
J. Olawale	1	11	11.0	11	0
D. Carr	2	10	5.0	5	0
TOTAL	25	155	6.2	26	1

RECEIVING	NO	YDS	AVG	LG	TD
C. Walford	6	50	8.3	31	1
L. Murray	6	44	7.3	11	0
A. Cooper	5	71	14.2	25	0
M. Crabtree	4	31	7.8	10	1
L. Smith	4	24	6.0	12	0
S. Roberts	3	25	8.3	14	0
T. Coleman	2	25	12.5	24	0
J. Olawale	2	28	14.0	15	0
J. Richard	1	10	10.0	10	0
A. Holmes	1	6	6.0	6	1
D. Washington	1	6	6.0	6	0
J. Holton	1	4	4.0	4	0
TOTAL	34	299	8.8	31	3

SCORING DRIVES

TEAM	QTR	TIME	SCORING PLAY	ATL	OAK
Falcons	2	11:58	M. Bryant 21 yd. Field Goal (11-88, 4:55)	3	0
Raiders	2	7:51	L. Murray 1 yd. run (S. Janikowski kick) (7-91, 4:07)	3	7
Falcons	2	4:46	J. Jones 21 yd. pass from M. Ryan (M. Bryant kick) (10-75, 3:05)	10	7
Falcons	2	0:38	M. Bryant 20 yd. Field Goal (4-7, 0:55)	13	7
Raiders	3	11:17	C. Walford 31 yd. pass from D. Carr (S. Janikowski kick) (8-81, 3:43)	13	14
Falcons	3	3:42	J. Tammie 14 yd. pass from M. Ryan (M. Ryan run) (5-85, 1:54)	21	14
Raiders	4	12:00	M. Crabtree 2 yd. pass from D. Carr (S. Janikowski kick) (13-75, 6:42)	21	21
Falcons	4	9:29	J. Hardy 8 yd. pass from M. Ryan (M. Bryant kick) (6-75, 2:31)	28	21
Falcons	4	4:35	T. Coleman 13 yd. run (M. Bryant kick) (5-50, 2:37)	35	21
Raiders	4	2:12	A. Holmes 6 yd. pass from D. Carr (S. Janikowski kick) (8-75, 2:23)	35	28

GAME 3

MERCEDES-BENZ SUPERDOME
NEW ORLEANS, LA



45-32



ATLANTA FALCONS

PASSING	ATT	CP	YD	SK	TD	LG	INT	RT
M. Ryan	30	20	240	2/15	2	34	0	113.2
TOTAL	30	20	240	2/15	2	34	0	113.3

RUSHING	ATT	YDS	AVG	LG	TD
D. Freeman	14	152	10.9	48	0
T. Coleman	12	42	4.6	9	3
M. Ryan	5	23	4.6	18	0
TOTAL	31	217	7.0	48	3

RECEIVING	NO	YDS	AVG	LG	TD
D. Freeman	5	55	11.0	26	1
T. Coleman	3	47	15.7	34	0
M. Sanu	3	31	10.3	16	0
J. Tamme	3	28	9.3	15	0
T. Gabriel	2	33	16.5	19	0
J. Hardy	2	26	13.0	22	1
J. Jones	1	16	16.0	16	0
A. Robinson	1	4	4.0	4	0
TOTAL	20	240	12.0	34	2

NEW ORLEANS SAINTS

PASSING	ATT	CP	YD	SK	TD	LG	INT	RT
D. Brees	54	36	376	2/17	3	36	1	97.5
TOTAL	54	36	376	2/17	3	36	1	97.5

RUSHING	ATT	YDS	AVG	LG	TD
M. Ingram	15	77	5.1	17	0
T. Hightower	3	19	6.3	11	0
D. Brees	2	9	4.5	7	0
B. Cooks	1	6	6.0	6	0
J. Kuhn	1	3	3.0	3	1
T. Lewis	1	1	1.0	1	0
TOTAL	23	115	5.0	17	1

RECEIVING	NO	YDS	AVG	LG	TD
C. Fleener	7	109	15.6	36	1
B. Coleman	7	78	11.1	28	0
M. Thomas	7	71	10.1	25	1
T. Cadet	6	32	5.3	25	0
M. Ingram	4	30	7.5	18	1
T. Lewis	3	43	14.3	26	0
B. Cooks	2	13	6.5	9	0
TOTAL	36	376	10.4	36	3

SCORING DRIVES

TEAM	QTR	TIME	SCORING PLAY	ATL	NO
Saints	1	8:25	C. Fleener 2 yd. pass from D. Brees (W. Lutz kick) (11-75, 6:35)	0	7
Falcons	1	5:21	T. Coleman 2 yd. run (M. Bryant kick) (3-11, 0:52)	7	7
Falcons	2	14:53	D. Freeman 13 yd. pass from M. Ryan (M. Bryant kick) (11-74, 5:08)	14	7
Saints	2	9:55	M. Thomas 3 yd. pass from D. Brees (W. Lutz kick) (12-75, 4:58)	14	14
Falcons	2	5:31	T. Coleman 2 yd. run (M. Bryant kick) (11-75, 4:24)	21	14
Falcons	2	0:28	J. Hardy 4 yd. pass from M. Ryan (M. Bryant kick) (8-94, 1:23)	28	14
Saints	2	0:00	W. Lutz 57 yd. Field Goal (7-36, 0:28)	28	17
Falcons	3	12:03	T. Coleman 6 yd. run (M. Bryant kick) (6-75, 2:57)	35	17
Saints	3	7:38	J. Kuhn 3 yd. run (M. Ingram run) (9-75, 4:25)	35	25
Falcons	3	2:58	M. Bryant 21 yd. Field Goal (11-76, 4:40)	38	25
Falcons	4	13:37	D. Jones 90 yd. interception return (M. Bryant kick)	45	25
Saints	4	10:00	M. Ingram 5 yd. pass from D. Brees (W. Lutz kick) (7-75, 3:37)	45	32

GAME 4

GEORGIA DOME - ATLANTA, GA



48-33



ATLANTA FALCONS

PASSING	ATT	CP	YD	SK	TD	LG	INT	RT
M. Ryan	37	28	503	3/22	4	75t	1	142.0
TOTAL	37	28	503	3/22	4	75t	1	142.0

RUSHING	ATT	YDS	AVG	LG	TD
D. Freeman	13	57	4.4	19	1
T. Coleman	8	19	2.4	7	0
M. Ryan	4	14	3.5	15	0
TOTAL	25	90	3.6	19	1

RECEIVING	NO	YDS	AVG	LG	TD
J. Jones	12	300	25.0	75t	1
T. Gabriel	3	49	16.3	19	0
T. Coleman	3	14	4.7	11	0
A. Robinson	2	48	24.0	35t	1
M. Sanu	2	22	11.0	18	0
D. Freeman	2	7	3.5	6	0
J. Tamme	2	3	1.5	4t	1
A. Hooper	1	42	42.0	42t	1
P. DiMarco	1	18	18.0	18	0
TOTAL	28	503	18.0	75t	4

CAROLINA PANTHERS

PASSING	ATT	CP	YD	SK	TD	LG	INT	RT
C. Newton	25	14	165	1/8	1	24	0	89.6
D. Anderson	23	17	172	0/0	2	48	2	87.6
TOTAL	48	31	337	1/8	3	48	2	88.6

RUSHING	ATT	YDS	AVG	LG	TD
C. Newton	5	30	6.0	21	0
C. Artis-Payne	6	12	2.0	5	0
F. Whittaker	3	6	2.0	3	0
M. Tolbert	1	1	1.0	1	0
TOTAL	15	49	3.3	21	0

RECEIVING	NO	YDS	AVG	LG	TD
F. Whittaker	9	86	9.6	22	0
G. Olsen	6	76	12.7	24	1
C. Brown	5	48	9.6	16	1
K. Benjamin	3	39	13.0	21	1
D. Funchess	2	56	28.0	48	0
E. Dickson	2	17	8.5	9	0
T. Ginn	2	14	7.0	8	0
J. Webb	1	3	3.0	3	0
M. Tolbert	1	-2	-2.0	-2	0
TOTAL	31	337	10.9	48	3

SCORING DRIVES

TEAM	QTR	TIME	SCORING PLAY	CAR	ATL
Falcons	1	7:14	J.Tamme 4 yd. pass from M.Ryan (M.Bryant kick) (8-71, 4:19)	0	7
Falcons	1	0:17	D.Freeman 13 yd. run (M.Bryant kick) (6-98, 3:33)	0	14
Panthers	2	11:31	K.Coleman 8 yd. interception return (G.Gano kick)	7	14
Falcons	2	5:56	M.Bryant 28 yd. Field Goal (10-65, 5:35)	7	17
Panthers	2	3:07	G.Gano 54 yd. Field Goal (6-39, 2:49)	10	17
Falcons	3	9:13	A.Hooper 42 yd. pass from M.Ryan (M.Bryant kick) (10-99, 5:47)	10	24
Falcons	3	4:57	A.Robinson 35 yd. pass from M.Ryan (M.Bryant kick) (9-92, 3:19)	10	31
Falcons	4	13:19	M.Bryant 53 yd. Field Goal (10-36, 5:17)	10	34
Panthers	4	11:42	K.Benjamin 6 yd. pass from C.Newton (C.Newton run) (5-63, 1:37)	18	34
Panthers	4	3:58	G.Olsen 14 yd. pass from D.Anderson (D.Anderson pass) (9-94, 5:23)	26	34
Falcons	4	3:45	J.Jones 75 yd. pass from M.Ryan (M.Bryant kick) (1-75, 0:13)	26	41
Panthers	4	1:53	C.Brown 16 yd. pass from D.Anderson (G.Gano kick) (11-75, 1:52)	33	41
Falcons	4	1:14	R.Alford 30 yd. interception return (M.Bryant kick)	33	48

GAME 5

MILE HIGH STADIUM - DENVER, CO



23-16



ATLANTA FALCONS

PASSING	ATT	CP	YD	SK	TD	LG	INT	RT
M.Ryan	28	15	267	2/17	1	49	0	98.4
TOTAL	28	15	267	2/17	1	49	0	98.4

DENVER BRONCOS

PASSING	ATT	CP	YD	SK	TD	LG	INT	RT
P.Lynch	35	23	223	6/40	1	26	1	81.0
TOTAL	35	23	223	6/40	1	26	1	81.0

RUSHING	ATT	YDS	AVG	LG	TD
D.Freeman	23	88	3.8	15	1
T.Coleman	6	31	5.2	16	0
M.Ryan	3	3	1.0	2	0
TOTAL	32	122	3.8	16	1

RUSHING	ATT	YDS	AVG	LG	TD
C.Anderson	11	41	3.7	10	0
D.Booker	6	23	3.8		0
P.Lynch	6	18	3.0	6	0
A.Janovich	1	2	2.0	2	0
TOTAL	24	84	3.5	10	0

RECEIVING	NO	YDS	AVG	LG	TD
T.Coleman	4	132	33.0	49	1
M.Sanu	3	43	14.3	22	0
D.Freeman	3	35	11.7	14	0
J.Jones	2	29	14.5	20	0
A.Hooper	1	14	14.0	14	0
P.DiMarco	1	13	13.0	13	0
J.Tamme	1	1	1.0	1	0
TOTAL	15	267	17.8	49	1

RECEIVING	NO	YDS	AVG	LG	TD
E.Sanders	7	80	11.4	26	0
D.Thomas	5	49	9.8	14	1
D.Booker	4	36	9.0	11	0
C.Anderson	3	21	7.0	9	0
J.Norwood	2	24	12.0	17	0
B.Fowler	2	13	6.5	7	0
TOTAL	23	223	9.7	26	1

SCORING DRIVES

TEAM	QTR	TIME	SCORING PLAY	ATL	DEN
Falcons	1	11:18	D.Freeman 1 yd. run (M.Bryant kick) (9-75, 3:42)	7	0
Falcons		4:23	M.Bryant 46 yd. Field Goal (8-44, 4:23)	10	0
Broncos	2	11:39	B.McManus 35 yd. Field Goal (10-40, 3:54)	10	3
Falcons	2	1:48	M.Bryant 33 yd. Field Goal (17-77, 7:00)	13	3
Falcons	3	7:53	T.Coleman 31 yd. pass from M.Ryan (M.Bryant kick) (3-42, 2:01)	20	3
Broncos	4	11:01	B.McManus 46 yd. Field Goal (8-22, 3:59)	20	6
Falcons	4	8:20	M.Bryant 25 yd. Field Goal (6-68, 2:41)	23	6
Broncos	4	2:38	D.Thomas 3 yd. pass from P.Lynch (B.McManus kick) (16-78, 5:42)	23	13
Broncos	4	0:14	B.McManus 45 yd. Field Goal (7-44, 1:42)	23	16

GAME 6

CENTURYLINK FIELD - SEATTLE, WA



26-24



SEATTLE SEAHAWKS

PASSING	ATT	CP	YD	SK	TD	LG	INT	RT
R. Wilson	37	25	270	1/9	0	25	0	88.8
TOTAL	37	25	270	1/9	0	25	0	88.8

RUSHING	ATT	YDS	AVG	LG	TD
C. Michael	18	64	3.6	21	2
R. Wilson	6	7	1.2	6	0
A. Collins	1	2	2.0	2	1
T. Lockett	1	2	2.0	2	0
C. Spiller	1	-3	-3.0	-3	0
TOTAL	27	72	2.7	21	3

RECEIVING	NO	YDS	AVG	LG	TD
J. Graham	6	89	14.8	25	0
D. Baldwin	4	31	7.8	11	0
C. Spiller	3	38	12.7	24	0
J. Kears	3	35	11.7	16	0
T. Lockett	3	23	7.7	10	0
C. Michael	3	19	6.3	9	0
T. McEvoy	1	17	17.0	17	0
L. Willson	1	9	9.0	9	0
A. Collins	1	9	9.0	9	0
TOTAL	25	270	10.8	25	0

ATLANTA FALCONS

PASSING	ATT	CP	YD	SK	TD	LG	INT	RT
M. Ryan	42	27	335	4/25	3	46	1	102.8
TOTAL	42	27	335	4/25	3			1

RUSHING	ATT	YDS	AVG	LG	TD
D. Freeman	12	40	3.3	18	0
T. Coleman	5	10	2.0	4	0
M. Ryan	1	2	2.0	2	0
TOTAL	18	52	2.9	18	0

RECEIVING	NO	YDS	AVG	LG	TD
J. Jones	7	139	19.9	36	1
M. Sanu	5	47	9.4	14	1
L. Toilolo	3	69	23.0	46	1
J. Hardy	3	30	10.0	11	0
D. Freeman	3	10	3.3	11	0
J. Tamme	2	16	8.0	12	0
A. Robinson	1	8	8.0	8	0
T. Coleman	1	7	7.0	7	0
T. Gabriel	1	6	6.0	6	0
P. DiMarco	1	3	3.0	3	0
TOTAL	27	335	12.4	46	3

SCORING DRIVES

TEAM	QTR	TIME	SCORING PLAY	ATL	SEA
Seahawks	1	2:02	C. Michael 9 yd. run (S. Hauschka kick) (1-9, 0:05)	0	7
Falcons	2	8:38	M. Bryant 33 yd. Field Goal (12-52, 4:37)	3	7
Seahawks	2	4:32	A. Collins 2 yd. run (S. Hauschka kick) (8-75, 4:06)	3	14
Seahawks	2	0:42	S. Hauschka 42 yd. Field Goal (5-22, 1:16)	3	17
Falcons	3	11:01	J. Jones 36 yd. pass from M. Ryan (M. Bryant kick) (9-75, 3:59)	10	17
Falcons	3	6:11	M. Sanu 10 yd. pass from M. Ryan (M. Bryant kick) (8-79, 3:23)	17	17
Falcons	3	0:17	L. Toilolo 46 yd. pass from M. Ryan (M. Bryant kick) (6-97, 3:27)	24	17
Seahawks	4	4:43	C. Michael 1 yd. run (kick blocked) (9-70, 3:51)	24	23
Seahawks	4	1:57	S. Hauschka 44 yd. Field Goal (7-24, 1:51)	24	26

GAME 7

GEORGIA DOME - ATLANTA, GA



33-30



SAN DIEGO CHARGERS

PASSING	ATT	CP	YD	SK	TD	LG	INT	RT
P.Rivers	44	27	371	4/23	1	49	1	86.5
T. Benjamin	1	0	0	0/0	0	0	0	39.6
TOTAL	45	27	371	4/23	1	49	1	84.6

RUSHING	ATT	YDS	AVG	LG	TD
M.Gordon	22	68	3.1	13	2
K.Farrow	2	13	6.5	9	0
D.McCluster	1	-1	-1.0	-1	0
P.Rivers	1	-2	-2.0	-2	0
TOTAL	26	78	3.0	13	2

RECEIVING	NO	YDS	AVG	LG	TD
Ty.Williams	7	140	20.0	49	0
M.Gordon	6	53	8.8	14	1
A.Gates	5	38	7.6	13	0
T.Benjamin	4	54	13.5	21	0
D.Inman	3	58	19.3	24	0
H.Henry	1	16	16.0	16	0
G.Whalen	1	12	12.0	12	0
TOTAL	27	371	13.7	49	1

ATLANTA FALCONS

PASSING	ATT	CP	YD	SK	TD	LG	INT	RT
M.Ryan	34	22	273	3/17	1	50	1	87.0
TOTAL	34	22	273	3/17	1	50	1	87.0

RUSHING	ATT	YDS	AVG	LG	TD
T.Coleman	8	64	8.0	30	1
D.Freeman	15	58	3.9	15	0
M.Ryan	3	8	2.7	7	0
TOTAL	26	130	5.0	30	1

RECEIVING	NO	YDS	AVG	LG	TD
J.Jones	9	174	19.3	50	0
D.Freeman	5	42	8.4	15	0
M.Sanu	2	16	8.0	11	0
J.Hardy	2	6	3.0	4	0
J.Tamme	1	17	17.0	17	1
T.Coleman	1	10	10.0	10	0
L.Toilolo	1	5	5.0	5	0
P.DiMarco	1	3	3.0	3	0
TOTAL	22	273	12.4	50	1

SCORING DRIVES

TEAM	QTR	TIME	SCORING PLAY	SD	ATL
Chargers	1	10:55	M.Gordon 2 yd. run (J.Lambo kick) (7-75, 4:05)	7	0
Falcons	1	6:26	M.Bryant 42 yd. Field Goal (10-51, 4:29)	7	3
Falcons	1	2:34	M.Bryant 27 yd. Field Goal (4-1, 0:56)	7	6
Chargers	2	13:29	J.Lambo 40 yd. Field Goal (10-61, 4:05)	10	6
Falcons	2	9:06	J.Tamme 17 yd. pass from M.Ryan (M.Bryant kick) (7-75, 4:23)	10	13
Falcons	2	6:07	T.Coleman 30 yd. run (M.Bryant kick) (4-50, 1:49)	10	20
Falcons	2	4:31	A.Clayborn 5 yd. fumble return (M.Bryant kick)	10	27
Chargers	2	1:02	M.Gordon 3 yd. run (J.Lambo kick) (7-75, 3:29)	17	27
Chargers	3	4:50	J.Lambo 37 yd. Field Goal (8-50, 3:15)	20	27
Falcons	4	13:23	M.Bryant 31 yd. Field Goal (13-62, 6:27)	20	30
Chargers	4	5:59	M.Gordon 5 yd. pass from P.Rivers (J.Lambo kick) (15-75, 7:24)	27	30
Chargers	4	0:18	J.Lambo 33 yd. Field Goal (12-50, 3:14)	30	30
Chargers	5	9:01	J.Lambo 42 yd. Field Goal (6-19, 3:11)	33	30

GAME 8

GEORGIA DOME - ATLANTA, GA



33-32



ATLANTA FALCONS

PASSING	ATT	CP	YD	SK	TD	LG	INT	RT
M.Ryan	35	28	288	2/11	3	47	0	129.5
TOTAL	35	28	288	2/11	3	47	0	129.5

RUSHING	ATT	YDS	AVG	LG	TD
T.Ward	6	46	7.7	26	0
D.Freeman	11	35	3.2	17	1
M.Ryan	2	9	4.5	10	0
TOTAL	19	90	4.7	26	1

RECEIVING	NO	YDS	AVG	LG	TD
M.Sanu	9	84	9.3	14	1
A.Hooper	5	41	8.2	17	0
D.Freeman	4	23	5.8	9	1
T.Gabriel	3	68	22.7	47	1
J.Jones	3	29	9.7	12	0
J.Tamme	2	19	9.5	13	0
J.Hardy	1	13	13.0	13	0
T.Ward	1	11	11.0	11	0
TOTAL	28	288	10.3	47	3

GREEN BAY PACKERS

PASSING	ATT	CP	YD	SK	TD	LG	INT	RT
A.Rodgers	38	28	246	3/23	4	58	0	125.5
TOTAL	38	28	246	3/23	4	58	0	125.5

RUSHING	ATT	YDS	AVG	LG	TD
A.Rodgers	6	60	10.0	23	0
A.Ripkowski	6	34	5.7	12	0
D.Jackson	4	10	2.5	7	0
K.Davis	3	4	1.3	4	0
TOTAL	19	108	5.7	23	0

RECEIVING	NO	YDS	AVG	LG	TD
D.Adams	12	74	6.2	22	0
J.Nelson	4	94	23.5	58	1
J.Janis	4	30	7.5	10	1
T.Davis	3	24	8.0	9	1
G.Allison	2	21	10.5	17	1
K.Davis	2	4	2.0	10	0
A.Ripkowski	1	-1	-1.0	-1	0
TOTAL	28	246	8.8	58	4

SCORING DRIVES

TEAM	QTR	TIME	SCORING PLAY	GB	ATL
Falcons	1	9:41	M.Bryant 36 yd. Field Goal (10-57, 5:19)	0	3
Packers	1	6:08	J.Nelson 5 yd. pass from A.Rodgers (M.Crosby kick) (6-75, 3:33)	7	3
Falcons	1	4:28	T.Gabriel 47 yd. pass from M.Ryan (M.Bryant kick) (3-71, 1:40)	7	10
Packers	2	11:53	G.Allison 4 yd. pass from A.Rodgers (M.Crosby kick) (14-75, 7:35)	14	10
Falcons	2	8:52	M.Bryant 40 yd. Field Goal (6-48, 3:01)	14	13
Packers	2	4:22	T.Davis 9 yd. pass from A.Rodgers (M.Crosby kick) (4-15, 1:24)	21	13
Falcons	2	0:27	D.Freeman 5 yd. pass from M.Ryan (run failed) (7-75, 3:55)	21	19
Packers	2	0:00	M.Crosby 29 yd. Field Goal (4-64, 0:27)	24	19
Falcons	3	3:31	D.Freeman 1 yd. run (M.Bryant kick) (14-80, 7:31)	24	26
Packers	4	3:58	J.Janis 7 yd. pass from A.Rodgers (A.Rodgers run) (13-86, 8:33)	32	26
Falcons	4	0:31	M.Sanu 11 yd. pass from M.Ryan (M.Bryant kick) (11-75, 3:27)	32	33

GAME 9

RAYMOND JAMES STADIUM - TAMPA, FL



43-28



ATLANTA FALCONS

PASSING	ATT	CP	YD	SK	TD	LG	INT	RT
M.Ryan	34	25	344	2/19	4	32	0	144.7
TOTAL	34	25	344	2/19	4	32	0	144.7

RUSHING	ATT	YDS	AVG	LG	TD
D.Freeman	17	77	4.5	20	0
T.Ward	8	30	3.8	6	0
T.Gabriel	2	24	12.0	15	1
S.Ridley	3	7	2.3	7	0
M.Ryan	2	0	0.0	0	0
M.Schaub	2	-2	-1.0	-1	0
TOTAL	34	136	4.0	20	1

RECEIVING	NO	YDS	AVG	LG	TD
J.Jones	8	111	13.9	21	1
M.Sanu	5	74	14.8	24	0
T.Gabriel	5	52	10.4	26	0
A.Hooper	3	46	15.3	28	1
D.Freeman	2	28	14.0	27	0
L.Toilolo	1	32	32.0	32	1
P.DiMarco	1	1	1.0	1	1
TOTAL	25	344	13.8	32	4

TAMPA BAY BUCCANEERS

PASSING	ATT	CP	YD	SK	TD	LG	INT	RT
J.Winston	37	23	261	3/13	3	28	0	110.3
M.Glennon	11	10	75	0/0	1	13	0	125.4
TOTAL	48	33	336	3/13	4	28	0	116.3

RUSHING	ATT	YDS	AVG	LG	TD
P.Barber	11	31	2.8	8	0
A.Smith	5	25	5.0	8	0
J.Winston	2	14	7.0	14	0
M.James	1	3	3.0	3	0
TOTAL	19	73	3.8	14	0

RECEIVING	NO	YDS	AVG	LG	TD
M.Evans	11	150	13.6	28	2
A.Humphries	5	46	9.2	12	1
C.Brake	5	43	8.6	17	1
P.Barber	4	24	6.0	11	0
A.Smith	3	27	9.0	10	0
M.James	3	17	5.7	6	0
C.Shorts	1	20	20.0	20	0
F.Martino	1	9	9.0	9	0
TOTAL	33	336	10.2	28	4

SCORING DRIVES

TEAM	QTR	TIME	SCORING PLAY	ATL	TB
Bucs	1	9:28	M.Evans 3 yd. pass from J.Winston (R.Aguayo kick) (13-75, 5:32)	0	7
Falcons	1	7:39	L.Toilolo 32 yd. pass from M.Ryan (M.Bryant kick) (5-75, 1:49)	7	7
Falcons	1	6:08	M.Bryant 29 yd. Field Goal (4-3, 0:56)	10	7
Falcons	2	13:38	M.Bryant 41 yd. Field Goal (8-38, 3:02)	13	7
Bucs	2	8:35	M.Evans 24 yd. pass from J.Winston (R.Aguayo kick) (2-19, 0:23)	13	14
Falcons	2	3:56	T.Gabriel 9 yd. run (M.Bryant kick) (9-74, 4:39)	20	14
Falcons	3	8:54	P.DiMarco 1 yd. pass from M.Ryan (pass failed) (11-86, 6:06)	26	14
Falcons	3	3:02	J.Jones 3 yd. pass from M.Ryan (M.Bryant kick) (10-82, 4:52)	33	14
Falcons	4	9:56	A.Hooper 2 yd. pass from M.Ryan (M.Bryant kick) (9-57, 4:43)	40	14
Bucs	4	6:47	A.Humphries 7 yd. pass from J.Winston (run failed) (11-75, 3:09)	40	20
Falcons	4	3:42	M.Bryant 50 yd. Field Goal (6-12, 3:05)	43	20
Bucs	4	0:59	C.Brake 2 yd. pass from M.Glennon (M.Glennon pass) (11-75, 2:43)	43	28

GAME 10

LINCOLN FINANCIAL FIELD - PHILADELPHIA, PA



24-15



PHILADELPHIA EAGLES

PASSING	ATT	CP	YD	SK	TD	LG	INT	RT
C.Wentz	36	25	231	2/10	0	20	0	86.7
TOTAL	36	25	231	2/10	0	20	0	86.7

RUSHING	ATT	YDS	AVG	LG	TD
R.Mathews	19	109	5.7	2	2
W.Smallwood	13	70	5.4	19	0
D.Sproles	2	19	9.5	11	0
C.Wentz	4	10	2.5	13	0
TOTAL	38	208	5.5	21	2

RECEIVING	NO	YDS	AVG	LG	TD
D.Sproles	8	5	7.1	12	0
J.Mathews	6	73	12.2	20	0
Z.Ertz	6	55	9.2	18	0
R.Mathews	2	30	15.0	20	0
N.Agholor	2	7	3.5	4	0
B.Celek	1	9	9.0	9	0
TOTAL	25	231	9.2	20	0

ATLANTA FALCONS

PASSING	ATT	CP	YD	SK	TD	LG	INT	RT
M.Ryan	33	18	267	2/12	1	76	1	78.7
TOTAL	33	18	267	2/12	1	76	1	78.7

RUSHING	ATT	YDS	AVG	LG	TD
D.Freeman	12	49	4.1	17	0
T.Ward	1	-1	-1.0	-1	0
TOTAL	26	130	5.0	30	0

RECEIVING	NO	YDS	AVG	LG	TD
J.Jones	10	13	13.5	29	0
D.Freeman	3	32	10.7	15	0
M.Sanu	2	14	7.0	8	0
T.Gabriel	1	76	76.0	76t	1
A.Hooper	1	8	8.0	8	0
A.Robinson	1	2	2.0	2	0
TOTAL	18	267	14.8	76t	1

SCORING DRIVES

TEAM	QTR	TIME	SCORING PLAY	ATL	PHI
Eagles	1	4:17	R.Mathews 4 yd. run (C.Sturgis kick) (12-81, 7:14)	0	7
Falcons	2	9:36	M.Bryant 38 yd. Field Goal (6-46, 3:04)	3	7
Falcons	2	2:59	M.Bryant 43 yd. Field Goal (9-50, 4:36)	6	7
Eagles	3	8:16	C.Sturgis 29 yd. Field Goal (14-70, 6:44)	6	10
Falcons	3	4:46	M.Bryant 46 yd. Field Goal (8-47, 3:30)	9	10
Eagles	4	13:50	C.Sturgis 25 yd. Field Goal (10-59, 5:56)	9	13
Falcons	4	13:15	T.Gabriel 76 yd. pass from M.Ryan (kick failed) (2-75, 0:35)	15	13
Eagles	4	6:49	R.Mathews 5 yd. run (R.Mathews run) (8-76, 3:36)	15	21
Eagles	4	1:57	C.Sturgis 48 yd. Field Goal (4-8, 0:22)	15	24

GAME 11

GEORGIA DOME - ATLANTA, GA



38-19



ATLANTA FALCONS

PASSING	ATT	CP	YD	SK	TD	LG	INT	RT
M.Ryan	34	26	269	3/25	2	35t	1	106.1
TOTAL	34	26	269	3/25	2	35t	1	106.1

ARIZONA CARDINALS

PASSING	ATT	CP	YD	SK	TD	LG	INT	RT
C.Palmer	45	25	289	2/15	2	25	1	80.7
TOTAL	45	25	289	2/15	2	25	1	80.7

RUSHING	ATT	YDS	AVG	LG	TD
D.Freeman	16	60	3.8	16	2
T.Gabriel	1	27	27.0	27	0
M.Ryan	4	15	3.8	11	0
T.Coleman	8	9	1.1	7	1
M.Sanu	1	5	5.0	5	0
TOTAL	30	116	3.9	27	3

RUSHING	ATT	YDS	AVG	LG	TD
D.Johnson	13	58	4.5	16	0
C.Palmer	1	0	0.0	0	0
TOTAL	14	58	4.1	16	0

RECEIVING	NO	YDS	AVG	LG	TD
M.Sanu	8	65	8.1	12	0
T.Gabriel	4	75	18.8	35	2
J.Jones	4	35	8.8	15	0
J.Hardy	3	47	15.7	27	0
D.Freeman	2	17	8.5	12	0
A.Hooper	2	8	4.0	5	0
T.Coleman	2	4	2.0	2	0
L.Toilolo	1	18	18.0	18	0
TOTAL	26	269	10.3	35	2

RECEIVING	NO	YDS	AVG	LG	TD
D.Johnson	8	103	12.9	25	1
J.Gresham	5	35	7.0	15	1
L.Fitzgerald	4	53	13.3	18	0
M.Floyd	2	31	15.5	19	0
J.Nelson	2	30	15.0	17	0
A.Ellington	2	19	9.5	10	0
Jo.Brown	1	19	19.0	19	0
B.Golden	1	-1	-1.0	-1	0
TOTAL	44	25	289	11.6	25

SCORING DRIVES

TEAM	QTR	TIME	SCORING PLAY	ARI	ATL
Cardinals	1	9:39	J.Gresham 1 yd. pass from C.Palmer (C.Catanzaro kick) (9-75, 5:21)	7	0
Falcons	1	3:38	D.Freeman 1 yd. run (M.Bryant kick) (11-72, 6:01)	7	7
Cardinals	2	12:52	C.Catanzaro 25 yd. Field Goal (11-68, 5:46)	10	7
Falcons	2	8:30	M.Bryant 45 yd. Field Goal (9-48, 4:22)	10	10
Falcons	2	2:19	T.Gabriel 35 yd. pass from M.Ryan (M.Bryant kick) (2-45, 0:51)	10	17
Cardinals	2	0:00	C.Catanzaro 54 yd. Field Goal (4-27, 0:25)	13	17
Falcons	3	2:56	T.Coleman 2 yd. run (M.Bryant kick) (13-77, 6:05)	13	24
Falcons	4	8:48	T.Gabriel 25 yd. pass from M.Ryan (M.Bryant kick) (10-60, 5:29)	13	31
Cardinals	4	4:44	D.Johnson 3 yd. pass from C.Palmer (pass failed) (13-75, 4:04)	19	31
Falcons	4	2:07	D.Freeman 5 yd. run (M.Bryant kick) (6-46, 2:37)	19	38

GAME 12

GEORGIA DOME - ATLANTA, GA



29-28



KANSAS CITY CHIEFS

PASSING	ATT	CP	YD	SK	TD	LG	INT	RT
A.Smith	25	21	270	1/4	1	35	0	125.0
TOTAL	25	21	270	1/4	1	35	0	125.0

RUSHING	ATT	YDS	AVG	LG	TD
A.Wilson	1	55	55.0	55	1
S.Ware	14	29	2.1	8	1
D.Thomas	1	23	23.0	23	0
T.Hill	2	19	9.5	13	0
C.West	1	0	0.0	0	0
A.Smith	3	-3	-1.0	-1	0
TOTAL	22	123	5.6	55	2

RECEIVING	NO	YDS	AVG	LG	TD
T.Kelce	8	140	17.5	35	0
T.Hill	5	53	10.6	25	0
A.Wilson	4	48	12.0	21	0
S.Ware	3	23	7.7	14	1
D.Harris	1	6	6.0	6	0
TOTAL	21	270	12.9	35	1

ATLANTA FALCONS

PASSING	ATT	CP	YD	SK	TD	LG	INT	RT
M.Ryan	34	22	297	2/7	1	42	1	90.0
TOTAL	34	22	297	2/7	1	42	1	90.0

RUSHING	ATT	YDS	AVG	LG	TD
D.Freeman	15	56	3.7	14	2
T.Coleman	12	49	4.1	9	0
M.Ryan	3	23	7.7	12	0
TOTAL	30	128	4.3	14	2

RECEIVING	NO	YDS	AVG	LG	TD
J.Jones	7	113	16.1	21	0
T.Gabriel	5	44	8.8	14	0
D.Freeman	4	49	12.3	16	0
M.Sanu	2	26	13.0	18	0
A.Robinson	2	18	9.0	13	1
L.Toilolo	1	42	42.0	42	0
J.Hardy	1	5	5.0	5	0
TOTAL	18	267	14.8	76t	1

SCORING DRIVES

TEAM	QTR	TIME	SCORING PLAY	KC	ATL
Falcons	1	10:02	D.Freeman 1 yd. run (M.Bryant kick) (10-81, 4:58)	0	7
Chiefs	1	8:00	S.Ware 3 yd. run (kick blocked) (4-72, 2:02)	6	7
Falcons	1	5:11	M.Bryant 22 yd. Field Goal (5-71, 2:49)	6	10
Falcons	2	13:25	M.Bryant 22 yd. Field Goal (11-53, 4:26)	6	13
Chiefs	2	7:05	S.Ware 3 yd. pass from A.Smith (C.Santos kick) (11-92, 6:20)	13	13
Chiefs	2	0:37	E.Berry 37 yd. interception return (C.Santos kick)	20	13
Falcons	2	0:00	M.Bryant 59 yd. Field Goal (5-33, 0:37)	20	16
Chiefs	3	12:52	A.Wilson 55 yd. run (C.Santos kick) (4-64, 2:08)	27	16
Falcons	4	11:57	D.Freeman 1 yd. run (pass failed) (11-80, 6:12)	27	22
Falcons	4	4:32	A.Robinson 5 yd. pass from M.Ryan (10-80, 4:53)	27	28
Chiefs	4	4:32	E.Berry defensive two-point conversion	29	28

GAME 13

LA COLISEUM- LOS ANGELES, CA



42-14



ATLANTA FALCONS

PASSING	ATT	CP	YD	SK	TD	LG	INT	RT
M.Ryan	28	18	237	2/17	3	64	0	126.6
M.Schaub	2	0	0	0/0	0	0	0	39.6
TOTAL	30	18	237	2/17	3	64	0	118.3

RUSHING	ATT	YDS	AVG	LG	TD
T.Coleman	8	36	4.5	10	1
T.Ward	10	24	2.4	7	0
D.Freeman	6	6	1.0	5	0
T.Gabriel	1	0	0.0	0	0
TOTAL	25	66	2.6	10	1

RECEIVING	NO	YDS	AVG	LG	TD
N.Williams	4	49	12.3	19	0
T.Gabriel	3	82	27.3	64	1
A.Robinson	3	42	14.0	25	0
T.Coleman	2	19	9.5	13	1
D.Freeman	2	12	6.0	9	0
J.Hardy	2	9	4.5	6	1
L.Toilolo	1	19	19.0	19	0
A.Hooper	1	5	5.0	5	0
TOTAL	18	237	13.2	64	3

ARIZONA CARDINALS

PASSING	ATT	CP	YD	SK	TD	LG	INT	RT
J.Goff	41	24	235	3/27	0	28	2	54.4
TOTAL	41	2	235	3/27	0	28	2	54.4

RUSHING	ATT	YDS	AVG	LG	TD
T.Gurley	16	61	3.8	9	1
T.Austin	2	27	13.5	23	0
M.Brown	4	14	3.5	10	0
J.Goff	1	2	2.0	2	1
TOTAL	23	104	4.5	23	2

RECEIVING	NO	YDS	AVG	LG	TD
K.Britt	7	82	11.7	28	0
T.Austin	7	62	8.9	17	0
T.Gurley	3	22	7.3	12	0
P.Cooper	3	22	7.3	19	0
M.Thomas	1	16	16.0	16	0
L.Kendricks	1	13	13.0	13	0
B.Quick	1	10	10.0	10	0
T.Higbee	1	8	8.0	8	0
TOTAL	24	235	9.8	28	0

SCORING DRIVES

TEAM	QTR	TIME	SCORING PLAY	ATL	LA
Falcons	1	14:50	J.Hardy 3 yd. pass from M.Ryan (M.Bryant kick) (1-3, 0:10)	7	0
Falcons	2	14:53	T.Coleman 6 yd. pass from M.Ryan (M.Bryant kick) (9-88, 3:05)	14	0
Falcons	2	8:54	D.Jones 33 yd. interception return (M.Bryant kick)	21	0
Falcons	3	13:18	T.Gabriel 64 yd. pass from M.Ryan (M.Bryant kick) (3-75, 1:42)	28	0
Falcons	3	3:56	T.Coleman 6 yd. run (M.Bryant kick) (8-54, 4:29)	35	0
Falcons	3	2:50	V.Beasley 21 yd. fumble return (M.Bryant kick)	42	0
Rams	4	14:57	T.Gurley 3 yd. run (G.Zuerlein kick) (8-60, 2:53)	42	7
Rams	4	2:44	J.Goff 2 yd. run (G.Zuerlein kick) (13-80, 4:59)	42	14

GAME 14

GEORGIA DOME - ATLANTA, GA



41-13



ATLANTA FALCONS

PASSING	ATT	CP	YD	SK	TD	LG	INT	RT
M.Ryan	23	17	286	1/0	2	59	0	144.5
M.Schaub	1	1	16	0/0	0	16	0	118.8
TOTAL	24	18	302	1/0	2	59	0	144.4

RUSHING	ATT	YDS	AVG	LG	TD
D.Freeman	20	139	7.0	34	3
T.Coleman	14	58	4.1	29	0
T.Ward	6	52	8.7	45	0
M.Ryan	1	-1	-1.0	-1	0
TOTAL	41	248	6.0	45	3

RECEIVING	NO	YDS	AVG	LG	TD
A.Robinson	4	111	27.8	59	0
T.Gabriel	3	60	20.0	31	1
M.Sanu	3	44	14.7	18	0
D.Freeman	2	16	8.0	8	0
T.Coleman	2	8	4.0	4	0
L.Toilolo	1	30	30.0	30	0
J.Hardy	1	16	16.0	16	0
A.Hooper	1	9	9.0	9	1
J.Perkins	1	8	8.0	8	0
TOTAL	18	302	16.8	59	2

SAN FRANCISCO 49ERS

PASSING	ATT	CP	YD	SK	TD	LG	INT	RT
C.Kaepernick	33	20	183	2/18	2	45	0	95.9
TOTAL	33	20	183	2/18	2	45	0	95.9

RUSHING	ATT	YDS	AVG	LG	TD
C.Hyde	13	71	5.5	17	0
C.Kaepernick	3	21	7.0	17	0
S.Draughn	4	15	3.8	9	0
TOTAL	20	107	5.4	17	0

RECEIVING	NO	YDS	AVG	LG	TD
J.Kerley	5	28	5.6	8	0
C.Harper	3	26	8.7	12	0
A.Burbridge	2	29	14.5	15	0
G.Celek	2	22	11.0	16	1
J.Hamm	2	13	6.5	7	0
R.Streater	2	11	5.5	6	1
Q.Patton	2	3	1.5	12	0
B.Bell	1	45	45.0	45	0
C.Hyde	1	6	6.0	6	0
TOTAL	20	183	9.2	45	2

SCORING DRIVES

TEAM	QTR	TIME	SCORING PLAY	SF	ATL
Falcons	1	10:31	D.Freeman 5 yd. run (M.Bryant kick) (6-47, 2:57)	0	7
Falcons	1	7:40	T.Gabriel 9 yd. pass from M.Ryan (M.Bryant kick) (5-50, 1:58)	0	14
Falcons	1	0:40	A.Hooper 9 yd. pass from M.Ryan (M.Bryant kick) (11-55, 5:51)	0	21
49ers	2	12:45	G.Celek 16 yd. pass from C.Kaepernick (P.Dawson kick) (6-75, 2:55)	7	21
Falcons	2	4:28	D.Freeman 9 yd. run (M.Bryant kick) (6-94, 3:32)	7	28
49ers	2	0:13	R.Streater 5 yd. pass from C.Kaepernick (kick failed, wl) (13-75, 4:15)	13	28
Falcons	3	6:29	M.Bryant 50 yd. Field Goal (6-25, 2:50)	13	31
Falcons	3	1:42	D.Freeman 34 yd. run (M.Bryant kick) (4-77, 2:16)	13	38
Falcons	4	1:09	M.Bryant 41 yd. Field Goal (8-68, 5:06)	13	41

GAME 15

BANK OF AMERICA STADIUM, CHARLOTTE, NC



33-16



ATLANTA FALCONS

PASSING	ATT	CP	YD	SK	TD	LG	INT	RT
M.Ryan	33	27	277	4/21	2	31	0	121.8
TOTAL	33	27	277	4/21	2	31	0	121.8

CAROLINA PANTHERS

PASSING	ATT	CP	YD	SK	TD	LG	INT	RT
C.Newton	43	18	198	2/15	1	26	2	44.5
TOTAL	43	18	198	2/15	1	26	2	44.5

RUSHING	ATT	YDS	AVG	LG	TD
D.Freeman	13	53	4.1	13	0
T.Coleman	9	90	10.0	55	1
M.Ryan	2	9	4.5	7	0
TOTAL	24	152	6.3	55	1

RUSHING	ATT	YDS	AVG	LG	TD
J.Stewart	11	50	4.5	20	0
C.Newton	8	36	4.5	9	0
F.Whittaker	3	30	10.0	19	0
M.Tolbert	1	3	3.0	3	0
TOTAL	23	119	5.2	20	0

RECEIVING	NO	YDS	AVG	LG	TD
D.Freeman	8	35	4.4	9	0
J.Jones	4	60	15.0	22	0
M.Sanu	3	56	18.7	28	0
T.Coleman	3	45	15.0	31	0
T.Gabriel	3	15	5.0	7	0
J.Perkins	2	34	17.0	26	1
A.Robinson	1	15	15.0	15	0
L.Toilolo	1	10	10.0	10	0
P.DiMarco	1	6	6.0	6	0
D.Tialavea	1	1	1.0	1	1
TOTAL	27	277	10.3	31	2

RECEIVING	NO	YDS	AVG	LG	TD
G.Olsen	6	59	9.8	17	0
K.Benjamin	4	63	15.8	26	1
T.Ginn	3	29	9.7	17	0
F.Whittaker	1	14	14.0	14	0
C.Brown	1	12	12.0	12	0
C.Manhertz	1	10	10.0	10	0
D.Funchess	1	9	9.0	9	0
J.Stewart	1	2	2.0	2	0
TOTAL	18	198	11.0	26	1

SCORING DRIVES

TEAM	QTR	TIME	SCORING PLAY	ATL	CAR
Falcons	1	10:57	J.Perkins 26 yd. pass from M.Ryan (M.Bryant kick) (8-75, 4:03)	7	0
Falcons	1	6:09	M.Bryant 51 yd. Field Goal (5-12, 2:18)	10	0
Falcons	1	0:35	M.Bryant 48 yd. Field Goal (7-44, 4:03)	13	0
Panthers	2	10:17	G.Gano 31 yd. Field Goal (6-31, 1:32)	13	3
Falcons	2	5:34	D.Tialavea 1 yd. pass from M.Ryan (M.Bryant kick) (11-75, 4:43)	20	3
Panthers	3	9:23	G.Gano 40 yd. Field Goal (13-53, 5:37)	20	6
Falcons	3	3:34	M.Bryant 29 yd. Field Goal (10-64, 5:49)	23	6
Panthers	3	0:00	K.Benjamin 26 yd. pass from C.Newton (G.Gano kick) (8-56, 3:34)	23	13
Falcons	4	13:19	T.Coleman 55 yd. run (M.Bryant kick) (4-75, 1:41)	30	13
Panthers	4	9:43	G.Gano 31 yd. Field Goal (11-62, 3:36)	30	16
Falcons	4	1:55	M.Bryant 50 yd. Field Goal (4-3, 1:45)	33	16

GAME 16

GEORGIA DOME, ATLANTA, GA



38-32



ATLANTA FALCONS

PASSING	ATT	CP	YD	SK	TD	LG	INT	RT
M.Ryan	36	27	331	1/8	4	35	0	139.9
TOTAL	36	27	331	1/8	4	35	0	139.9

NEW ORLEANS SAINTS

PASSING	ATT	CP	YD	SK	TD	LG	INT	RT
D.Brees	50	29	350	2/9	2	35	1	84.6
TOTAL	50	29	350	2/9	2	35	1	84.6

RUSHING	ATT	YDS	AVG	LG	TD
D.Freeman	12	96	8.0	75	1
T.Coleman	8	44	5.5	25	0
M.Ryan	2	2	1.0	3	0
TOTAL	22	142	6.5	75	1

RUSHING	ATT	YDS	AVG	LG	TD
M.Ingram	20	103	5.2	38	1
T.Hightower	3	29	9.7	25	1
TOTAL	23	132	5.7	38	2

RECEIVING	NO	YDS	AVG	LG	TD
J.Jones	7	96	13.7	23	1
D.Freeman	5	81	16.2	35	0
J.Hardy	4	43	10.8	17	1
M.Sanu	4	32	8.0	15	1
T.Coleman	3	15	5.0	7	1
A.Robinson	2	36	18.0	19	0
L.Toilolo	1	18	18.0	18	0
N.Williams	1	10	10.0	10	0
TOTAL	27	331	12.3	35	4

RECEIVING	NO	YDS	AVG	LG	TD
M.Thomas	10	156	15.6	29	1
M.Ingram	6	29	4.8	14	0
W.Snead	3	82	27.3	35	0
C.Fleener	3	38	12.7	25	0
B.Cooks	3	19	6.3	12	0
T.Cadet	3	18	6.0	11	1
B.Coleman	1	8	8.0	8	0
TOTAL	29	350	12.1	35	2

SCORING DRIVES

TEAM	QTR	TIME	SCORING PLAY	NO	ATL
Falcons	1	11:55	T.Coleman 7 yd. pass from M.Ryan (M.Bryant kick) (4-68, 2:11)	0	7
Saints	1	3:53	W.Lutz 19 yd. Field Goal (15-74, 8:02)	3	7
Falcons	1	3:42	D.Freeman 75 yd. run (M.Bryant kick) (1-75, 0:11)	3	14
Saints	1	0:52	T.Hightower 2 yd. run (W.Lutz kick) (7-75, 2:50)	10	14
Falcons	2	14:17	J.Jones 1 yd. pass from M.Ryan (M.Bryant kick) (4-75, 1:35)	10	21
Falcons	2	6:51	M.Sanu 10 yd. pass from M.Ryan (M.Bryant kick) (10-76, 5:41)	10	28
Saints	2	3:40	W.Lutz 40 yd. Field Goal (7-53, 3:11)	13	28
Falcons	2	0:32	J.Hardy 7 yd. pass from M.Ryan (M.Bryant kick) (9-75, 3:08)	13	35
Falcons	3	5:17	M.Bryant 22 yd. Field Goal (14-95, 5:06)	13	38
Saints	4	12:41	M.Thomas 14 yd. pass from D.Brees (run failed) (7-89, 2:11)	19	38
Saints	4	2:47	M.Ingram 1 yd. run (pass failed) (5-50, 2:18)	25	38
Saints	4	0:39	T.Cadet 3 yd. pass from D.Brees (W.Lutz kick) (13-57, 2:08)	32	38

Player	TB	@OAK	@NO	CAR	@DEN	@SEA	SD	GB	@TB	@PHI	ARI	KC	@LA	SF	CAR	NO	PL	S	DNP	IA	
23 Alford, R.	CB	CB	CB	CB	CB	CB	CB	CB	CB	CB	CB	CB	CB	CB	CB	CB	16	16	0	0	
37 Allen, R.	S	S	S	S	S	S	S	S	S	S	S	S	S	S	S	S	16	16	0	0	
95 Babineaux, J.	P	DT	P	DT	P	DT	P	DT	P	P	DT	P	DT	P	P	P	16	6	0	0	
44 Beasley Jr., V.	LB	LB	P	LB	LB	LB	P	P	P	P	P	P	P	P	P	P	16	12	0	0	
5 Boshier, M.	P	P	P	P	P	P	P	P	P	P	P	P	P	P	P	P	15	0	0	1	
3 Bryant, M.	P	P	P	P	P	P	P	P	P	P	P	P	P	P	P	P	16	0	0	0	
59 Campbell, D.	LB	IA	IA	IA	IA	P	P	P	P	P	P	P	P	P	P	P	16	9	0	5	
65 Chester, C.	RG	RG	RG	RG	RG	RG	RG	RG	RG	RG	RG	RG	RG	RG	RG	RG	16	16	0	0	
99 Clayborn, A.	DE	P	P	DE	P	DE	P	P	DE	DE	P	IA	IA	IA	DE	DE	14	7	0	2	
26 Coleman, T.	P	P	P	P	P	P	P	P	IA	IA	P	P	P	P	P	P	12	0	0	3	
32 Collins, J	SP	SP	SP	SP	IA	IA	P	IA	P	CB	CB	CB	CB	IA	CB	CB	8	6	0	4	
76 Compton, T.	P	P	P	P	P	P	P	P	P	P	P	P	P	P	P	P	16	0	0	0	
42 DiMarco, P.	P	FB	FB	FB	FB	P	P	P	FB	FB	P	P	P	P	P	P	16	8	0	0	
24 Freeman, D.	RB	RB	RB	RB	RB	RB	RB	RB	RB	RB	RB	RB	RB	RB	RB	RB	16	16	0	0	
93 Freeneay, D.	P	P	P	P	P	P	P	P	P	P	P	P	P	P	P	P	15	1	0	1	
18 Gabriel, T.	IA	P	P	P	P	WR	IA	P	P	P	WR	P	WR	P	P	IA	13	3	0	3	
63 Garland, B.	P	P	P	P	P	P	P	P	P	P	P	P	P	P	P	P	16	0	0	0	
38 Goldson, D.	P	P	IA	IA	P	P	P	-	-	-	-	-	-	-	IA	P	6	0	0	4	
54 Goodman, M.	-	-	-	-	-	-	-	-	-	-	-	-	-	P	-	-	1	0	0	0	
29 Goodwin, C.	P	P	P	P	P	P	IA	P	IA	P	P	P	P	P	CB	P	14	1	0	2	
66 Graf, K.	-	-	-	-	-	-	-	-	-	-	-	-	IA	-	-	-	0	0	0	1	
77 Hageman, R.	IA	P	DT	P	DT	P	DE	IA	IA	P	IA	DT	P	P	P	P	12	4	0	4	
16 Hardy, J.	WR	P	P	P	P	P	P	P	P	P	P	P	WR	P	P	WR	16	3	0	0	
47 Harris, J.	P	P	P	P	P	P	P	P	P	P	P	P	P	P	P	P	16	0	0	0	
54 Hawk, A.J.	-	-	-	-	P	IA	IA	-	-	-	-	-	-	-	-	-	1	0	0	2	
81 Hooper, A.	P	P	P	P	P	P	P	TE	P	P	P	TE	TE	P	IA	IA	14	3	0	2	
36 Ishmael, K.	S	S	P	P	P	LB	P	P	P	P	P	P	P	P	IR	IR	13	4	0	0	
94 Jackson, T.	P	DE	DE	P	DE	P	DT	DE	P	P	DE	P	DE	P	P	P	16	7	0	0	
97 Jarrett, G.	DT	DT	DT	P	DT	P	DT	DT	DT	DT	DT	DT	DT	DT	DT	DT	16	14	0	0	
45 Jones, D.	LB	LB	LB	LB	IA	P	P	LB	LB	LB	P	P	LB	LB	LB	LB	16	13	0	1	
11 Jones, J.	WR	WR	WR	WR	WR	WR	WR	WR	WR	WR	WR	WR	WR	IA	IA	WR	14	14	0	2	
52 Keyes, J.	-	-	-	-	-	-	-	-	-	-	-	-	-	-	P	IA	1	0	0	1	
67 Levitre, A.	LG	LG	LG	LG	LG	LG	LG	LG	LG	LG	LG	LG	LG	LG	LG	LG	16	16	0	0	
51 Mack, A.	C	C	C	C	C	C	C	C	C	C	C	C	C	C	C	C	16	16	0	0	
98 Matthews, C.	-	-	-	-	-	-	P	IA	P	IA	P	-	-	-	-	-	3	0	0	3	
70 Matthews, J.	LT	LT	LT	LT	LT	LT	LT	LT	LT	LT	LT	LT	LT	LT	LT	LT	16	6	0	0	
85 McKissic, J.	-	-	-	-	-	-	-	-	-	-	-	-	-	IA	-	-	0	0	0	1	
22 Neal, K.	IA	IA	S	S	S	S	S	S	S	S	S	S	S	S	S	S	14	14	0	2	
20 Neasman, S.	-	-	-	-	-	-	IA	IA	IA	IA	IA	IA	IA	P	P	P	3	0	0	7	
30 Olatoye, D.	-	-	-	-	-	-	-	-	-	-	P	IA	P	P	P	P	5	0	0	1	
82 Perkins, J.	IA	IA	IA	IA	IA	IA	IA	IA	P	P	P	P	P	P	P	TE	P	8	1	0	8
68 Person, M.	IA	IA	IA	IA	IA	IA	IA	-	-	-	-	-	-	-	-	-	0	0	0	7	
34 Poole, B.	CB	P	P	CB	P	CB	P	P	CB	P	P	CB	P	CB	P	CB	16	9	0	0	
50 Reed, B.	P	IA	DE	P	DE	P	DE	DE	P	P	DE	P	DE	P	DE	P	15	7	0	1	
53 Reynolds, L.	P	P	P	P	P	P	P	P	P	P	P	P	P	P	P	P	16	3	0	0	
33 Ridley, S	-	-	-	-	-	-	-	DNP	P	IA	-	-	-	-	-	-	1	0	1	1	
19 Robinson, A.	P	P	P	P	P	P	P	P	P	P	P	P	P	P	WR	P	16	1	0	0	
68 Robinson, T.	-	-	-	-	-	-	-	-	-	-	-	-	IA	-	-	-	0	0	0	1	
2 Ryan, M.	QB	QB	QB	QB	QB	QB	QB	QB	QB	QB	QB	QB	QB	QB	QB	QB	16	16	0	0	
12 Sanu, M.	WR	WR	WR	WR	WR	WR	WR	WR	WR	WR	WR	WR	WR	WR	WR	WR	15	15	0	1	
8 Schaub, M.	DNP	DNP	DNP	DNP	DNP	DNP	DNP	DNP	P	DNP	P	DNP	P	P	DNP	DNP	5	0	11	0	
73 Schraeder, R.	RT	RT	RT	RT	RT	RT	RT	RT	RT	RT	RT	RT	RT	RT	RT	RT	16	16	0	0	
71 Schweitzer, W.	IA	IA	IA	IA	IA	IA	IA	IA	IA	IA	IA	IA	IA	IA	IA	IA	0	0	0	16	
54 Scofield, O.	-	-	P	P	-	-	-	-	-	-	-	-	-	-	-	-	2	0	0	0	
90 Shelby, D.	DE	DE	P	DE	P	DE	IR	IR	IR	IR	IR	IR	IR	IR	IR	IR	6	4	0	0	
83 Tamme, J.	TE	TE	P	P	TE	TE	TE	P	IA	IA	IR	IR	IR	IR	IR	IR	8	5	0	2	
27 Therezie, R.	P	P	P	P	P	P	P	P	P	P	P	P	P	IA	IA	-	12	0	0	2	
86 Tialavea, D.	-	-	-	-	-	-	-	-	-	-	-	-	-	-	P	P	2	0	0	0	
80 Toilolo, L.	P	P	TE	TE	P	P	TE	P	TE	TE	TE	TE	TE	TE	TE	TE	16	11	0	0	
21 Trufant, D.	CB	CB	CB	CB	CB	CB	CB	CB	CB	CB	IA	IR	IR	IR	IR	IR	9	9	0	2	
91 Upshaw, C.	P	P	IA	IA	P	IA	P	P	DT	DT	P	P	P	P	DT	DT	13	5	0	3	
28 Ward, T.	IA	IA	-	-	-	-	-	P	P	P	P	IA	IA	P	P	IA	5	0	0	6	
56 Weatherspoon, S.	P	P	P	P	P	P	P	P	P	P	P	P	P	P	P	P	16	0	0	0	
14 Weems, E.	P	P	P	P	P	P	P	P	P	P	P	P	P	P	P	P	16	0	0	0	
41 Wheeler, P.	P	P	P	P	P	P	P	P	P	P	P	P	P	P	P	P	16	3	0	0	
6 Wile, M.	-	-	-	-	-	-	-	-	-	-	P	-	-	-	-	-	1	0	0	0	
15 Williams, N.	-	-	-	-	-	-	-	-	-	-	-	-	P	IA	IA	P	2	0	0	2	
55 Worrlow, P.	P	P	IA	IA	IA	IA	P	P	P	P	P	P	P	P	P	P	13	1	0	4	
33 Wreh-Wilson, B-	-	-	-	-	-	-	-	-	-	-	-	IA	-	P	IA	IA	1	0	0	3	

KEY: Position - start, P - played, IA - inactive, DNP - did not play, IR - injured reserve, SP - suspended by NFL

OFFENSE		WR	LT	LG	C	RG	RT	TE	WR	QB	RB	FB
9/11	TB	J. Jones	J. Matthews	A. Levitre	A. Mack	C. Chester	R. Schraeder	J. Tammie	M. Sanu	M. Ryan	D. Freeman	J. Hardy (WR)
9/18	@OAK	J. Jones	J. Matthews	A. Levitre	A. Mack	C. Chester	R. Schraeder	J. Tammie	M. Sanu	M. Ryan	D. Freeman	P. DiMarco
9/26	@NO	J. Jones	J. Matthews	A. Levitre	A. Mack	C. Chester	R. Schraeder	L. Toilolo	M. Sanu	M. Ryan	D. Freeman	P. DiMarco
10/2	CAR	J. Jones	J. Matthews	A. Levitre	A. Mack	C. Chester	R. Schraeder	L. Toilolo	M. Sanu	M. Ryan	D. Freeman	P. DiMarco
10/9	@DEN	J. Jones	J. Matthews	A. Levitre	A. Mack	C. Chester	R. Schraeder	J. Tammie	M. Sanu	M. Ryan	D. Freeman	P. DiMarco
10/16	@SEA	J. Jones	J. Matthews	A. Levitre	A. Mack	C. Chester	R. Schraeder	J. Tammie	M. Sanu	M. Ryan	D. Freeman	T. Gabriel (WR)
10/23	SD	J. Jones	J. Matthews	A. Levitre	A. Mack	C. Chester	R. Schraeder	J. Tammie	M. Sanu	M. Ryan	D. Freeman	L. Toilolo (TE)
10/30	GB	J. Jones	J. Matthews	A. Levitre	A. Mack	C. Chester	R. Schraeder	A. Hooper	M. Sanu	M. Ryan	D. Freeman	P. DiMarco
11/3	@TB	J. Jones	J. Matthews	A. Levitre	A. Mack	C. Chester	R. Schraeder	L. Toilolo	M. Sanu	M. Ryan	D. Freeman	P. DiMarco
11/13	@PHI	J. Jones	J. Matthews	A. Levitre	A. Mack	C. Chester	R. Schraeder	L. Toilolo	M. Sanu	M. Ryan	D. Freeman	P. DiMarco
11/27	ARI	J. Jones	J. Matthews	A. Levitre	A. Mack	C. Chester	R. Schraeder	L. Toilolo	M. Sanu	M. Ryan	D. Freeman	T. Gabriel (WR)
12/4	KC	J. Jones	J. Matthews	A. Levitre	A. Mack	C. Chester	R. Schraeder	A. Hooper	M. Sanu	M. Ryan	D. Freeman	L. Toilolo (TE)
12/11	@LA	J. Hardy	J. Matthews	A. Levitre	A. Mack	C. Chester	R. Schraeder	A. Hooper	T. Gabriel	M. Ryan	D. Freeman	L. Toilolo (TE)
12/18	SF	A. Robinson	J. Matthews	A. Levitre	A. Mack	C. Chester	R. Schraeder	L. Toilolo	M. Sanu	M. Ryan	D. Freeman	P. DiMarco
12/24	@CAR	J. Jones	J. Matthews	A. Levitre	A. Mack	C. Chester	R. Schraeder	L. Toilolo	M. Sanu	M. Ryan	D. Freeman	J. Perkins (TE)
1/1	NO	J. Jones	J. Matthews	A. Levitre	A. Mack	C. Chester	R. Schraeder	L. Toilolo	M. Sanu	M. Ryan	D. Freeman	J. Hardy (WR)

DEFENSE		DE	DT	DE	DE	LB	LB	LB	CB	CB	S	S
9/11	TB	D. Shelby	G. Jarrett	A. Clayborn	V. Beasley	D. Jones	D. Campbell	B. Poole (CB)	D. Trufant	R. Alford	R. Allen	K. Ishmael
9/18	@OAK	D. Shelby	J. Babineaux	G. Jarrett	T. Jackson	V. Beasley	D. Jones	S. Weatherspoon	D. Trufant	R. Alford	R. Allen	K. Ishmael
9/26	@NO	B. Reed	R. Hageman	G. Jarrett	T. Jackson	P. Wheeler	D. Jones	S. Weatherspoon	D. Trufant	R. Alford	R. Allen	K. Neal
10/2	CAR	D. Shelby	J. Babineaux	A. Clayborn	V. Beasley	D. Jones	S. Weatherspoon	B. Poole (CB)	D. Trufant	R. Alford	R. Allen	K. Neal
10/9	@DEN	B. Reed	R. Hageman	G. Jarrett	T. Jackson	V. Beasley	L. Reynolds	K. Ishmael	D. Trufant	R. Alford	R. Allen	K. Neal
10/16	@SEA	D. Shelby	J. Babineaux	A. Clayborn	V. Beasley	L. Reynolds	K. Ishmael	B. Poole (CB)	D. Trufant	R. Alford	R. Allen	K. Neal
10/23	SD	B. Reed	T. Jackson	G. Jarrett	R. Hageman	V. Beasley	D. Jones	D. Campbell	D. Trufant	R. Alford	R. Allen	K. Neal
10/30	GB	B. Reed	J. Babineaux	G. Jarrett	T. Jackson	P. Wheeler	D. Jones	D. Campbell	D. Trufant	R. Alford	R. Allen	K. Neal
11/3	@TB	A. Clayborn	C. Upshaw	G. Jarrett	V. Beasley	D. Jones	D. Campbell	B. Poole (CB)	D. Trufant	R. Alford	R. Allen	K. Neal
11/13	@PHI	A. Clayborn	C. Upshaw	G. Jarrett	V. Beasley	D. Jones	D. Campbell	B. Poole (CB)	J. Collins	R. Alford	R. Allen	K. Neal
11/27	ARI	B. Reed	J. Babineaux	G. Jarrett	T. Jackson	P. Wheeler	L. Reynolds	D. Campbell	J. Collins	R. Alford	R. Allen	K. Neal
12/4	KC	D. Freeney	R. Hageman	G. Jarrett	V. Beasley	D. Jones	D. Campbell	B. Poole (CB)	J. Collins	R. Alford	R. Allen	K. Neal
12/11	@LA	B. Reed	J. Babineaux	G. Jarrett	T. Jackson	P. Wheeler	D. Jones	D. Campbell	J. Collins	R. Alford	R. Allen	K. Neal
12/18	SF	B. Reed	C. Upshaw	G. Jarrett	V. Beasley	D. Jones	D. Campbell	B. Poole (CB)	C. Goodwin	R. Alford	R. Allen	K. Neal
12/24	@CAR	A. Clayborn	C. Upshaw	G. Jarrett	V. Beasley	D. Jones	P. WorriLOW	B. Poole (CB)	J. Collins	R. Alford	R. Allen	K. Neal
1/1	NO	A. Clayborn	C. Upshaw	G. Jarrett	V. Beasley	D. Jones	D. Campbell	B. Poole (CB)	J. Collins	R. Alford	R. Allen	K. Neal

OFFENSE	1 ST DOWNS				3 RD D. PCT.	TOT. OFF.		RUSH.		PASSING				PENAL. NO-YDS	FUM. NO-LST	PUNT.	
	T	R	P	PN		PLAYS	YDS	ATT	YDS	NET	SCK	GROSS	ATT-CP-TD-INT			NO-AVG	T.O.P
TB	19	2	16	1	23.0	64	374	22	52	322	3/12	334	39-27-2-0	7-74	0-0	5-38.6	32:23
@OAK	27	8	18	1	50.0	64	528	29	139	389	1/7	396	34-26-3-1	7-73	0-0	3-44.0	27:15
@NO	26	11	13	2	45.0	63	442	31	217	225	2/15	240	30-20-2-0	4-35	0-0	2-45.0	27:26
CAR	25	7	18	0	62.0	65	571	25	90	481	3/22	503	37-28-4-1	8-77	0-0	3-52.7	33:49
@DEN	19	8	10	1	17.0	62	372	32	122	250	2/17	267	28-15-1-0	7-78	1-1	3-61.7	28:52
@SEA	22	4	17	1	27.0	64	362	18	52	310	4/25	335	42-27-3-1	8-66	1-1	4-41.3	29:51
SD	21	8	13	0	50.0	63	386	26	130	256	3/17	273	34-22-1-1	9-70	0-0	2-50.5	30:30
GB	25	6	16	3	44.0	56	367	19	90	277	2/11	288	35-28-3-0	7-46	0-0	2-50.5	28:43
@TB	31	9	20	2	60.0	70	461	34	136	325	2/19	344	34-25-4-0	6-34	3-1	0-0.0	33:28
@PHI	11	3	7	1	18.0	48	303	13	48	255	2/12	267	33-18-1-1	8-67	0-0	4-40.5	21:50
ARI	28	8	15	5	44.0	67	360	30	116	244	3/25	269	34-26-2-1	4-23	0-0	2-58.0	34:22
KC	32	11	15	6	60.0	66	418	30	128	290	2/7	297	34-22-1-1	5-30	0-0	1-46.0	31:52
@LA	18	3	12	3	31.0	57	286	25	66	220	2/17	237	30-18-3-0	5-40	0-0	8-51.9	27:08
SF	29	10	17	2	56.0	66	550	41	248	302	1/0	302	24-18-2-0	4-27	2-1	2-33.5	36:01
@CAR	21	6	13	2	43.0	61	408	24	152	256	3/14	277	33-27-2-1	6-45	1-0	3-42.3	32:45
NO	25	4	19	2	55.0	59	465	22	142	323	1-8	331	36-27-4-0	9-63	0-0	4-46.3	29:45

DEFENSE	1 ST DOWNS				3 RD D. PCT.	TOT. OFF.		RUSH.		PASSING				PENAL. NO-YDS	FUM. NO-LST	PUNT.	
	T	R	P	PN		PLAYS	YDS	ATT	YDS	NET	SCK	GROSS	ATT-CP-TD-INT			NO-AVG	T.O.P
TB	20	5	12	3	30.0	61	371	28	90	281	0/0	281	33-23-4-1	6-48	0-0	5-49.4	27:37
@OAK	29	8	17	4	42.0	71	454	25	155	299	1/0	299	45-34-3-0	9-58	1-0	4-52.8	32:45
@NO	32	9	21	2	54.0	79	474	23	115	359	2/17	376	54-36-3-1	5-75	1-1	2-41.5	32:34
CAR	20	3	16	1	44.0	64	378	15	49	329	1/8	337	48-31-3-2	6-55	0-0	6-50.7	26:11
@DEN	18	5	10	3	25.0	65	267	84	24	183	6/40	223	35-23-1-1	8-57	3-0	6-48.3	31:08
@SEA	22	6	14	2	36.0	65	333	27	72	261	1/9	270	37-25-0-0	3-30	3-0	5-46.0	30:09
SD	26	6	19	1	56.0	75	426	26	78	348	4/23	371	45-27-1-1	3-14	1-1	2-45.5	35:29
GB	24	5	16	3	60.0	60	331	19	108	223	3/23	246	38-28-4-0	6-68	1-0	3-54.3	31:17
@TB	23	3	18	2	57.0	70	396	19	73	323	3/13	336	48-33-4-0	11-85	2-2	3-47.7	26:32
@PHI	25	12	12	1	36.0	76	429	38	208	221	2/10	231	36-25-0-0	10-77	2-1	2-43.0	38:10
ARI	23	3	17	3	36.0	61	332	14	58	274	2/15	289	45-25-2-1	8-60	1-0	4-41.5	25:38
KC	17	4	13	0	30.0	48	389	22	123	266	1/4	270	25-21-1-0	13-128	1-1	3-50	28:08
@LA	21	6	13	2	43.0	67	312	23	104	208	3/27	235	41-24-0-2	11-105	3-3	7-48.6	32:52
SF	15	6	8	1	46.0	55	272	20	107	165	2/18	183	33-20-2-0	4-20	1-1	7-45.4	23:59
@CAR	17	6	10	1	27.0	68	302	23	119	183	2/15	198	43-18-0-2	4-24	0-0	3-43.3	27:15
NO	26	8	16	2	44.0	75	473	23	132	341	2-9	350	50-29-2-1	6-70	1-0	4-56.0	30:15

PASSING

MATT RYAN

MATT SCHAU

GAME ATL OPP ATT CMP CMP% GROSS NET LG TD INT RATE

ATT CMP CMP% GROSS NET LG TD INT RATE

TB	24	31	39	27	69.2	334	322	59	2	0	112.6	DID NOT PLAY									
@OAK	35	28	34	26	76.5	396	389	48	3	1	131.5	DID NOT PLAY									
@NO	45	32	30	20	66.6	240	225	34	2	0	113.2	DID NOT PLAY									
CAR	48	33	37	28	75.6	503	481	75t	4	1	142.0	DID NOT PLAY									
@DEN	23	16	28	15	53.6	267	250	49	1	0	98.4	DID NOT PLAY									
@SEA	24	26	42	27	64.3	335	310	46t	3	1	102.8	DID NOT PLAY									
SD	30	33	34	22	64.7	273	256	50	1	1	87.0	DID NOT PLAY									
GB	33	32	35	28	80.0	288	277	47t	3	0	129.5	DID NOT PLAY									
@TB	43	28	34	25	73.5	344	325	32t	4	0	144.7	-	-	-,-	-	-	-	-	-	-	-
@PHI	15	24	33	18	54.5	267	255	76t	1	1	78.7	DID NOT PLAY									
ARI	38	19	34	26	76.5	289	244	35t	2	1	106.1	-	-	-,-	-	-	-	-	-	-	-
KC	28	29	34	22	64.7	297	290	42	1	1	90.0	DID NOT PLAY									
@LA	42	14	28	18	64.3	220	237	64t	3	0	126.6	2	0	0.0	0	0	0	0	0	0	0
SF	41	13	23	17	74.0	286	286	59	2	0	144.5	1	1	100.0	16	16	16	0	0	118.8	
@CAR	33	16	33	27	81.8	277	256	31	2	0	121.8	DID NOT PLAY									
NO	38	32	36	27	75.0	331	323	35	4	0	139.9	DID NOT PLAY									

RECEIVING			JACOB TAMME					TEVIN COLEMAN					MOHAMED SANU					JULIO JONES				
GAME	ATL	OPP	REC	YDS	AVG	LG	TD	REC	YDS	AVG	LG	TD	REC	YDS	AVG	LG	TD	REC	YDS	AVG	LG	TD
TB	24	31	6	51	8.5	19	0	5	95	19.0	47	0	5	80	16.0	59	1	4	66	16.5	25	1
@OAK	35	28	5	75	15.0	19	1	2	25	12.5	24	0	3	19	6.3	15	0	5	106	21.2	48	1
@NO	45	32	3	28	9.3	15	0	3	47	15.7	34	0	3	31	10.3	16	0	1	16	16.0	16	0
CAR	48	33	2	3	1.5	4	1	3	14	4.7	11	0	2	22	11.0	18	0	12	300	25.0	75	1
@DEN	23	16	1	1	1.0	1	0	4	132	33.0	49	1	3	43	14.3	22	0	2	29	14.5	20	0
@SEA	24	26	2	16	8.0	12	0	1	7	7.0	7	0	5	47	9.4	14	1	7	139	19.9	36	1
SD	30	33	1	17	17.0	17	1	1	10	10.0	10	0	2	16	8.0	11	0	9	174	19.3	50	0
GB	33	32	2	19	9.5	13	0	INACTIVE					9	84	9.3	14	1	3	29	9.7	12	0
@TB	43	28	INACTIVE					INACTIVE					5	74	14.8	24	0	8	111	13.9	21	1
@PHI	15	24	INJURED RESERVE					INACTIVE					2	14	7.0	8	0	10	135	13.5	29	0
ARI	38	19	INJURED RESERVE					2	4	2.0	2	0	8	65	8.1	12	0	4	35	8.8	15	0
KC	28	29	INJURED RESERVE					0	0	0.0	0	0	2	26	13.0	18	0	7	113	16.1	21	0
@LA	42	14	INJURED RESERVE					2	19	9.5	13	1	INACTIVE					INACTIVE				
SF	41	13	INJURED RESERVE					2	8	4.0	4	0	3	44	14.7	18	0	INACTIVE				
@CAR	33	16	INJURED RESERVE					3	45	15.0	31	0	3	56	18.7	28	0	4	60	15.0	22	0
NO	38	32	INJURED RESERVE					3	15	5.0	7	1	4	32	8.0	15	1	7	96	13.7	23	1

RECEIVING			D. FREEMAN					AUSTIN HOOPER					PATRICK DIMARCO					JUSTIN HARDY				
GAME	ATL	OPP	REC	YDS	AVG	LG	TD	REC	YDS	AVG	LG	TD	REC	YDS	AVG	LG	TD	REC	YDS	AVG	LG	TD
TB	24	31	4	20	5.0	11	0	1	14	14.0	14	0	1	8	8.0	8	0	1	0	0.0	0	0
@OAK	35	28	0	0	0.0	0	0	3	84	28.0	44	0	0	0	0.0	0	0	1	8	8.0	8	0
@NO	45	32	5	55	11.0	26	1	0	0	0.0	0	0	0	0	0.0	0	0	2	26	13.0	22	1
CAR	48	33	2	7	3.5	6	0	1	42	42.0	42	1	1	18	18.0	18	0	0	0	0.0	0	0
@DEN	23	16	3	35	11.7	14	0	1	14	14.0	14	0	1	13	13.0	13	0	0	0	0.0	0	0
@SEA	24	26	3	10	3.3	11	0	0	0	0.0	0	0	1	3	3.0	3	0	3	30	10.0	11	0
SD	30	33	5	42	8.4	15	0	0	0	0.0	0	0	1	3	3.0	3	0	2	6	3.0	4	0
GB	33	32	4	23	5.8	9	1	5	41	8.2	17	0	0	0	0.0	0	0	1	13	13.0	13	0
@TB	43	28	2	28	14.0	27	0	3	46	15.3	28	1	1	1	1.0	1	1	0	0	0.0	0	0
@PHI	15	24	3	32	10.7	15	0	1	8	8.0	8	0	0	0	0.0	0	0	0	0	0.0	0	0
ARI	38	19	2	17	8.5	12	0	2	8	4.0	5	0	0	0	0.0	0	0	3	47	15.7	27	0
KC	28	29	4	49	12.3	16	0	0	0	0.0	0	0	0	0	0.0	0	0	1	5	5.0	5	0
@LA	42	14	2	12	6.0	9	0	1	5	5.0	5	0	0	0	0.0	0	0	2	9	4.5	6	1
SF	41	13	2	16	8.0	8	0	1	9	9.0	9	1	0	0	0.0	0	0	1	16	16.0	16	0
@CAR	33	16	8	35	4.4	9	0	INACTIVE					1	6	6.0	6	0	0	0	0.0	0	0
NO	38	32	5	81	16.2	35	0	INACTIVE					0	0	0.0	0	0	4	43	10.8	17	1

RECEIVING**TAYLOR GABRIEL****LEVINE TOILOLO****ALDRICK ROBINSON****TERRON WARD**

GAME	ATL	OPP	REC	YDS	AVG	LG	TD	REC	YDS	AVG	LG	TD	REC	YDS	AVG	LG	TD	REC	YDS	AVG	LG	TD
TB	24	31	0	0	0.0	0	0	0	0	0.0	0	0	0	0	0.0	0	0	-	-	-.-	-	-
@OAK	35	28	3	28	9.3	11	0	2	21	10.5	16	0	0	0	0.0	0	0	-	-	-.-	-	-
@NO	45	32	2	33	16.5	19	0	0	0	0.0	0	0	1	4	4.0	4	0	-	-	-.-	-	-
CAR	48	33	3	49	16.3	19	0	0	0	0.0	0	0	2	48	24.0	35t	1	-	-	-.-	-	-
@DEN	23	16	0	0	0.0	0	0	0	0	0.0	0	0	0	0	0.0	0	0	-	-	-.-	-	-
@SEA	24	26	1	6	6.0	6	0	3	69	23.0	46t	1	1	8	8.0	8	0	-	-	-.-	-	-
SD	30	33	INACTIVE					1	5	5.0	5	0	0	0	0.0	0	0	-	-	-.-	-	-
GB	33	32	3	68	22.7	47t	1	0	0	0.0	0	0	0	0	0.0	0	0	1	11	11.0	11	0
@TB	43	28	5	52	10.4	32	0	1	32	32.0	32	1	0	0	0.0	0	0	-	-	-.-	-	-
@PHI	15	24	1	76	76.0	76t	1	0	0	0.0	0	0	1	2	2.0	2	0	-	-	-.-	-	-
ARI	38	19	4	75	18.8	35t	2	1	18	18.0	18	0	0	0	0.0	0	0	-	-	-.-	-	-
KC	28	29	5	44	8.8	14	0	1	42	42.0	42	0	2	18	9.0	13	1	-	-	-.-	-	-
@LA	42	14	3	82	27.3	64t	1	1	19	19.0	19	0	3	42	14.0	25	0	-	-	-.-	-	-
SF	41	13	3	60	20.0	31	1	1	30	30.0	30	0	4	111	27.8	59	0	-	-	-.-	-	-
@CAR	33	16	3	15	5.0	7	0	1	10	10.0	10	0	1	15	15.0	15	0	-	-	-.-	-	-
NO	38	32	INACTIVE					1	18	18.0	18	0	2	36	18.0	19	0	-	-	-.-	-	-

RECEIVING**NICK WILLIAMS****JOSH PERKINS****D.J. TIALAVEA**

GAME	ATL	OPP	REC	YDS	AVG	LG	TD	REC	YDS	AVG	LG	TD	REC	YDS	AVG	LG	TD
TB	24	31	PRACTICE SQUAD					INACTIVE					-	-	-.-	-	-
@OAK	35	28	PRACTICE SQUAD					INACTIVE					-	-	-.-	-	-
@NO	45	32	PRACTICE SQUAD					INACTIVE					-	-	-.-	-	-
CAR	48	33	PRACTICE SQUAD					INACTIVE					-	-	-.-	-	-
@DEN	23	16	PRACTICE SQUAD					INACTIVE					-	-	-.-	-	-
@SEA	24	26	PRACTICE SQUAD					INACTIVE					-	-	-.-	-	-
SD	30	33	PRACTICE SQUAD					INACTIVE					-	-	-.-	-	-
GB	33	32	PRACTICE SQUAD					INACTIVE					-	-	-.-	-	-
@TB	43	28	PRACTICE SQUAD					-	-	-.-	-	-	-	-	-.-	-	-
@PHI	15	24	PRACTICE SQUAD					-	-	-.-	-	-	-	-	-.-	-	-
ARI	38	19	PRACTICE SQUAD					-	-	-.-	-	-	-	-	-.-	-	-
KC	28	29	PRACTICE SQUAD					-	-	-.-	-	-	-	-	-.-	-	-
@LA	42	14	4	49	12.3	19	0	-	-	-.-	-	-	-	-	-.-	-	-
SF	41	13	INACTIVE					1	8	8.0	8	0	-	-	-.-	-	-
@CAR	33	16	INACTIVE					INACTIVE					1	1	1.0	1t	1
NO	38	32	1	10	10.0	10	0	-	-	-.-	-	-	-	-	-.-	-	-

RUSHING

GAME ATL OPP

TEVIN COLEMAN

ATT YDS AVG LG TD

D. FREEMAN

ATT YDS AVG LG TD

MATT RYAN

ATT YDS AVG LG TD

TERRON WARD

ATT YDS AVG LG TD

TB	24	31	8	22	2.8	7	0	11	20	1.8	10	0	3	10	3.3	8	0	-	-	-	-	-	
@OAK	35	28	12	46	3.8	13	1	17	93	5.5	18	0	0	0	0.0	0	0	-	-	-	-	-	
@NO	45	32	12	42	3.5	9	3	14	152	10.9	48	0	5	23	4.6	18	0	-	-	-	-	-	
CAR	48	33	8	19	2.4	7	0	13	57	4.4	19	1	4	14	3.5	15	0	-	-	-	-	-	
@DEN	23	16	6	31	5.2	16	0	23	88	3.8	15	1	3	3	1.0	2	0	-	-	-	-	-	
@SEA	24	26	5	10	2.0	4	0	12	40	3.3	18	0	1	2	2.0	2	0	-	-	-	-	-	
SD	30	33	8	64	8.0	30	1	15	58	3.9	15	0	3	8	2.7	7	0	-	-	-	-	-	
GB	33	32	INACTIVE						11	35	3.2	17	1	2	9	4.5	10	0	6	46	7.7	26	0
@TB	43	28	INACTIVE						17	77	4.5	20	0	2	0	0.0	0	0	8	30	3.8	6	0
@PHI	15	24	INACTIVE						12	49	4.1	17	0	0	0	0.0	0	0	1	-1	-1.0	-1	0
ARI	38	19	8	9	1.1	7	1	16	60	3.8	16	2	4	15	3.8	11	0	-	-	-	-	-	-
KC	28	29	12	49	4.1	9	0	15	56	3.7	14	2	3	23	7.7	12	0	-	-	-	-	-	-
@LA	42	14	8	36	4.5	10	1	6	6	1.0	5	0	0	0	0.0	0	0	10	24	2.4	7	0	
SF	41	13	14	58	4.1	29	0	20	139	7.0	34	3	1	-1	-1.0	-1	0	6	52	8.7	45	0	
@CAR	33	16	9	90	10.0	55	1	13	53	4.1	13	0	2	9	4.5	7	0	-	-	-	-	-	
NO	38	32	8	44	5.5	25	0	12	96	8.0	75	1	2	2	1.0	3	0	-	-	-	-	-	

RUSHING

GAME ATL OPP

TAYLOR GABRIEL

ATT YDS AVG LG TD

STEVEN RIDLEY

ATT YDS AVG LG TD

MATT SCHAUB

ATT YDS AVG LG TD

MOHAMED SANU

ATT YDS AVG LG TD

TB	24	31	-	-	-	-	-	-	-	-	-	-	-	-	-	-	-	-	-	-	-	-	-	-	-	-	-	-	-	-	-	-	-	-	-	-	-	-	-	-	-	-	-	-	-	-	-	-	-	-	-	-	-	-	-	-	-	-	-	-	-	-	-	-	-	-	-	-	-	-	-	-	-	-	-	-	-	-	-	-	-	-	-	-	-	-	-	-	-	-	-	-	-	-	-	-	-	-	-	-	-	-	-	-	-	-	-	-	-	-	-	-	-	-	-	-	-	-	-	-	-	-	-	-	-	-	-	-	-	-	-	-	-	-	-	-	-	-	-	-	-	-	-	-	-	-	-	-	-	-	-	-	-	-	-	-	-	-	-	-	-	-	-	-	-	-	-	-	-	-	-	-	-	-	-	-	-	-	-	-	-	-	-	-	-	-	-	-	-	-	-	-	-	-	-	-	-	-	-	-	-	-	-	-	-	-	-	-	-	-	-	-	-	-	-	-	-	-	-	-	-	-	-	-	-	-	-	-	-	-	-	-	-	-	-	-	-	-	-	-	-	-	-	-	-	-	-	-	-	-	-	-	-	-	-	-	-	-	-	-	-	-	-	-	-	-	-	-	-	-	-	-	-	-	-	-	-	-	-	-	-	-	-	-	-	-	-	-	-	-	-	-	-	-	-	-	-	-	-	-	-	-	-	-	-	-	-	-	-	-	-	-	-	-	-	-	-	-	-	-	-	-	-	-	-	-	-	-	-	-	-	-	-	-	-	-	-	-	-	-	-	-	-	-	-	-	-	-	-	-	-	-	-	-	-	-	-	-	-	-	-	-	-	-	-	-	-	-	-	-	-	-	-	-	-	-	-	-	-	-	-	-	-	-	-	-	-	-	-	-	-	-	-	-	-	-	-	-	-	-	-	-	-	-	-	-	-	-	-	-	-	-	-	-	-	-	-	-	-	-	-	-	-	-	-	-	-	-	-	-	-	-	-	-	-	-	-	-	-	-	-	-	-	-	-	-	-	-	-	-	-	-	-	-	-	-	-	-	-	-	-	-	-	-	-	-	-	-	-	-	-	-	-	-	-	-	-	-	-	-	-	-	-	-	-	-	-	-	-	-	-	-	-	-	-	-	-	-	-	-	-	-	-	-	-	-	-	-	-	-	-	-	-	-	-	-	-	-	-	-	-	-	-	-	-	-	-	-	-	-	-	-	-	-	-	-	-	-	-	-	-	-	-	-	-	-	-	-	-	-	-	-	-	-	-	-	-	-	-	-	-	-	-	-	-	-	-	-	-	-	-	-	-	-	-	-	-	-	-	-	-	-	-	-	-	-	-	-	-	-	-	-	-	-	-	-	-	-	-	-	-	-	-	-	-	-	-	-	-	-	-	-	-	-	-	-	-	-	-	-	-	-	-	-	-	-	-	-	-	-	-	-	-	-	-	-	-	-	-	-	-	-	-	-	-	-	-	-	-	-	-	-	-	-	-	-	-	-	-	-	-	-	-	-	-	-	-	-	-	-	-	-	-	-	-	-	-	-	-	-	-	-	-	-	-	-	-	-	-	-	-	-	-	-	-	-	-	-	-	-	-	-	-	-	-	-	-	-	-	-	-	-	-	-	-	-	-	-	-	-	-	-	-	-	-	-	-	-	-	-	-	-	-	-	-	-	-	-	-	-	-	-	-	-	-	-	-	-	-	-	-	-	-	-	-	-	-	-	-	-	-	-	-	-	-	-	-	-	-	-	-	-	-	-	-	-	-	-	-	-	-	-	-	-	-	-	-	-	-	-	-	-	-	-	-	-	-	-	-	-	-	-	-	-	-	-	-	-	-	-	-	-	-	-	-	-	-	-	-	-	-	-	-	-	-	-	-	-	-	-	-	-	-	-	-	-	-	-	-	-	-	-	-	-	-	-	-	-	-	-	-	-	-	-	-	-	-	-	-	-	-	-	-	-	-	-	-	-	-	-	-	-	-	-	-	-	-	-	-	-	-	-	-	-	-	-	-	-	-	-	-	-	-	-	-	-	-	-	-	-	-	-	-	-	-	-	-	-	-	-	-	-	-	-	-	-	-	-	-	-	-	-	-	-	-	-	-	-	-	-	-	-	-	-	-	-	-	-	-	-	-	-	-	-	-	-	-	-	-	-	-	-	-	-	-	-	-	-	-	-	-	-	-	-	-	-	-	-	-	-	-	-	-	-	-	-	-	-	-	-	-	-	-	-	-	-	-	-	-	-	-	-	-	-	-	-	-	-	-	-	-	-	-	-	-	-	-	-	-	-	-	-	-	-	-	-	-	-	-	-	-	-	-	-	-	-	-	-	-	-	-	-	-	-	-	-	-	-	-	-	-	-	-	-	-	-	-	-	-	-	-	-	-	-	-	-	-	-	-	-	-	-	-	-	-	-	-	-	-	-	-	-	-	-	-	-	-	-	-	-	-	-	-	-	-	-	-	-	-	-	-	-	-	-	-	-	-	-	-	-	-	-	-	-	-	-	-	-	-	-	-	-	-	-	-	-	-	-	-	-	-	-	-	-	-	-	-	-	-	-	-	-	-	-	-	-	-	-	-	-	-	-	-	-	-	-	-	-	-	-	-	-	-	-	-	-	-	-	-	-	-	-	-	-	-	-	-	-	-	-	-	-	-	-	-	-	-	-	-	-	-	-	-	-	-	-	-	-	-	-	-	-	-	-	-	-	-	-	-	-	-	-	-	-	-	-	-	-	-	-	-	-	-	-	-	-	-	-	-	-	-	-	-	-	-	-	-	-	-	-	-	-	-	-	-	-	-	-	-	-	-	-	-	-	-	-	-	-	-	-	-	-	-	-	-	-	-	-
----	----	----	---	---	---	---	---	---	---	---	---	---	---	---	---	---	---	---	---	---	---	---	---	---	---	---	---	---	---	---	---	---	---	---	---	---	---	---	---	---	---	---	---	---	---	---	---	---	---	---	---	---	---	---	---	---	---	---	---	---	---	---	---	---	---	---	---	---	---	---	---	---	---	---	---	---	---	---	---	---	---	---	---	---	---	---	---	---	---	---	---	---	---	---	---	---	---	---	---	---	---	---	---	---	---	---	---	---	---	---	---	---	---	---	---	---	---	---	---	---	---	---	---	---	---	---	---	---	---	---	---	---	---	---	---	---	---	---	---	---	---	---	---	---	---	---	---	---	---	---	---	---	---	---	---	---	---	---	---	---	---	---	---	---	---	---	---	---	---	---	---	---	---	---	---	---	---	---	---	---	---	---	---	---	---	---	---	---	---	---	---	---	---	---	---	---	---	---	---	---	---	---	---	---	---	---	---	---	---	---	---	---	---	---	---	---	---	---	---	---	---	---	---	---	---	---	---	---	---	---	---	---	---	---	---	---	---	---	---	---	---	---	---	---	---	---	---	---	---	---	---	---	---	---	---	---	---	---	---	---	---	---	---	---	---	---	---	---	---	---	---	---	---	---	---	---	---	---	---	---	---	---	---	---	---	---	---	---	---	---	---	---	---	---	---	---	---	---	---	---	---	---	---	---	---	---	---	---	---	---	---	---	---	---	---	---	---	---	---	---	---	---	---	---	---	---	---	---	---	---	---	---	---	---	---	---	---	---	---	---	---	---	---	---	---	---	---	---	---	---	---	---	---	---	---	---	---	---	---	---	---	---	---	---	---	---	---	---	---	---	---	---	---	---	---	---	---	---	---	---	---	---	---	---	---	---	---	---	---	---	---	---	---	---	---	---	---	---	---	---	---	---	---	---	---	---	---	---	---	---	---	---	---	---	---	---	---	---	---	---	---	---	---	---	---	---	---	---	---	---	---	---	---	---	---	---	---	---	---	---	---	---	---	---	---	---	---	---	---	---	---	---	---	---	---	---	---	---	---	---	---	---	---	---	---	---	---	---	---	---	---	---	---	---	---	---	---	---	---	---	---	---	---	---	---	---	---	---	---	---	---	---	---	---	---	---	---	---	---	---	---	---	---	---	---	---	---	---	---	---	---	---	---	---	---	---	---	---	---	---	---	---	---	---	---	---	---	---	---	---	---	---	---	---	---	---	---	---	---	---	---	---	---	---	---	---	---	---	---	---	---	---	---	---	---	---	---	---	---	---	---	---	---	---	---	---	---	---	---	---	---	---	---	---	---	---	---	---	---	---	---	---	---	---	---	---	---	---	---	---	---	---	---	---	---	---	---	---	---	---	---	---	---	---	---	---	---	---	---	---	---	---	---	---	---	---	---	---	---	---	---	---	---	---	---	---	---	---	---	---	---	---	---	---	---	---	---	---	---	---	---	---	---	---	---	---	---	---	---	---	---	---	---	---	---	---	---	---	---	---	---	---	---	---	---	---	---	---	---	---	---	---	---	---	---	---	---	---	---	---	---	---	---	---	---	---	---	---	---	---	---	---	---	---	---	---	---	---	---	---	---	---	---	---	---	---	---	---	---	---	---	---	---	---	---	---	---	---	---	---	---	---	---	---	---	---	---	---	---	---	---	---	---	---	---	---	---	---	---	---	---	---	---	---	---	---	---	---	---	---	---	---	---	---	---	---	---	---	---	---	---	---	---	---	---	---	---	---	---	---	---	---	---	---	---	---	---	---	---	---	---	---	---	---	---	---	---	---	---	---	---	---	---	---	---	---	---	---	---	---	---	---	---	---	---	---	---	---	---	---	---	---	---	---	---	---	---	---	---	---	---	---	---	---	---	---	---	---	---	---	---	---	---	---	---	---	---	---	---	---	---	---	---	---	---	---	---	---	---	---	---	---	---	---	---	---	---	---	---	---	---	---	---	---	---	---	---	---	---	---	---	---	---	---	---	---	---	---	---	---	---	---	---	---	---	---	---	---	---	---	---	---	---	---	---	---	---	---	---	---	---	---	---	---	---	---	---	---	---	---	---	---	---	---	---	---	---	---	---	---	---	---	---	---	---	---	---	---	---	---	---	---	---	---	---	---	---	---	---	---	---	---	---	---	---	---	---	---	---	---	---	---	---	---	---	---	---	---	---	---	---	---	---	---	---	---	---	---	---	---	---	---	---	---	---	---	---	---	---	---	---	---	---	---	---	---	---	---	---	---	---	---	---	---	---	---	---	---	---	---	---	---	---	---	---	---	---	---	---	---	---	---	---	---	---	---	---	---	---	---	---	---	---	---	---	---	---	---	---	---	---	---	---	---	---	---	---	---	---	---	---	---	---	---	---	---	---	---	---	---	---	---	---	---	---	---	---	---	---	---	---	---	---	---	---	---	---	---	---	---	---	---	---	---	---	---	---	---	---	---	---	---	---	---	---	---	---	---	---	---	---	---	---	---	---	---	---	---	---	---	---	---	---	---	---	---	---	---	---	---	---	---	---	---	---	---	---	---	---	---	---	---	---	---	---	---	---	---	---	---	---	---	---	---	---	---	---	---	---	---	---	---	---	---	---	---	---	---	---	---	---	---	---	---	---	---	---	---	---	---	---	---	---	---	---	---	---	---	---	---	---	---	---	---	---	---	---	---	---	---	---	---	---	---	---	---	---	---	---	---	---	---	---	---	---	---	---	---	---	---	---	---	---	---	---	---	---	---	---	---	---	---	---	---	---	---	---	---	---	---	---	---	---	---	---	---	---	---	---	---	---	---	---	---	---	---	---	---	---	---	---	---	---	---	---	---	---	---	---	---	---	---	---	---	---	---	---	---

Player	TB	@OAK	@NO	CAR	@DEN	@SEA	SD	GB	@TB	@PHI	ARI	KC	@LA	SF	@CAR	NO	Total
SACKS	9/11	9/18	9/26	10/2	10/9	10/16	10/23	10/30	11/3	11/13	11/27	12/4	12/11	12/18	12/24	1/1	Total
V. Beasley Jr.		1/0			3.5/26		2/13	1/7		2/10		1/4	3/27	1/5		1/1	15.5/93
D. Freeney			1/9	1/8	1/6												3/23
D. Trufant						1/9											2/17
A. Clayborn					.5/3		1/5	2/16	1/5								4.5/29
G. Jarrett					1/5				1/4							1/8	3/17
B. Reed							1/5				.5/3.5				.5/3.5		2.0/12.0
C. Upshaw											.5/3.5				.5/3.5		1.0/7.0
B. Poole											1/8						1/8
R. Hageman													1/13		1/8		2/21
Team Totals	0/0	1/0	2/17	1/8	6/40	1/9	4/23	3/23	2/9	2/10	2/15	1/4	3/27	2/18	2/15	2/9	34/217

Player	TB	@OAK	@NO	CAR	@DEN	@SEA	SD	GB	@TB	@PHI	ARI	KC	@LA	SF	@CAR	NO	Total
INTS	9/11	9/18	9/26	10/2	10/9	10/16	10/23	10/30	11/3	11/13	11/27	12/4	12/11	12/18	12/24	1/1	Total
R. Alford				2/34													2/34
D. Jones			1/90				1/42						1/33				3/165
R. Allen					1/0								1/3				2/3
D. Trufant	1/9																1/9
D. Campbell										1/7							1/9
J. Collins															1/37	1/0	2/37
B. Poole															1/24		1/24
Team Totals	1/9	0/0	1/90	2/34	1/0	0/0	1/42	0/0	0/0	0/0	1/7	0/0	2/36	0/0	2/61	1/0	12/279



ATLANTA FALCONS
RECORDS & RESULTS

TEAM RECORDS

FALCONS ALL-TIME RECORDS

Total Regular Season Games Played: 784

Regular Season Record: 341-437-6 (51 seasons)

Home: 201-190-2 Away: 140-247-4

Playoff Games Played:

23..... (10 home, 11 away, 2 neutral)

Playoff Record:

9-13..... (6-3 home, 3-8 away, 0-2 neutral)

Most Games Won, Season:

16 (14 regular — 2 playoff)..... 1998

13 (11 regular — 2 playoff)..... 2016

13 (all regular season)..... 2012

13 (all regular season)..... 2010

12 (all regular season)..... 1980

12 (11 regular — 1 playoff)..... 2004

Best Winning Percentage, Overall Season:

.842 (16-3)..... 1998

Best Win. Per., Reg. Season:

.875 (14-2)..... 1998

Playoff Berths:

13..... ('1978, '80, '82, '91, '95, '98,

..... '02, '04, '08, '10, '11, '12, '16)

Division Titles:

6..... 1980, '98, '04, '10, '12, '16

Conference Championships:

2..... 1998, '16

CONSECUTIVES

Most Consecutive Wins:

9..... (1998)

9..... (1980)

Most Consecutive Home Wins:

10..... (2 in 1997, 8 in 1998)

Most Consecutive Road Wins:

6..... (1980)

ATTENDANCE

Home Season (10 games)

703,423..... (1992)

703,361..... (2006)

701,556..... (2005)

Largest Attendance, Home Game

71,151..... (10/22/06 vs. Pitt.)

71,102..... (12/16/06 vs. Dal.)

71,079..... (10/9/05 vs. N. E.)

Largest Attendance, Away Game

86,436..... (12/3/06 at Was., FedEx Field)

Consecutive Sellouts, Home (Regular Season)

61..... (2008-2015)

LARGEST MARGIN OF VICTORY

55 (at N.O., 62-7)..... (9/16/73)

42 (vs T.B., 56-14)..... (9/18/14)

41 (at Car., 41-0)..... (11/24/02)

LARGEST MARGIN OF LOSSES

59..... at LA Rams, 0-59 (12/4/76)

BIGGEST COMEBACKS

21..... vs. G.B. (11/27/83)

..... Down 21-0, Won 47-41-OT

21..... at NYJ. (10/23/83)

..... Down 21-0, Won 27-21

18..... at Stl. (11/9/80)

..... Down 24-6, Won 33-27 OT

LONGEST GAME PLAYED

4:23..... S.F. (10/6/85)

SHORTEST GAME PLAYED

2:16..... at N.E. (9/24/72)

SCORING

Most Points, Season:

540..... (2016)

442..... (1998)

426..... (1981)

Most Points, Game:

62..... at N.O. (7) (9/16/73)

56..... vs. T.B. (14) (9/18/14)

51..... vs. Car. (23) (10/4/98)

Most Points, First Half:

35..... at S.F. (10/11/09)

Most Points, Second Half:

38..... at N.O. (9/16/73)

Most Points, One Quarter:

33..... vs. T.B., (2nd Qtr) (11/17/91)

TEAM RECORDS

Most Points, Each Quarter:

1st: 21 (Seven Times) Last vs. S.F. (12/18/16)
 2nd: 33vs. T.B. (11/17/91)
 3rd: 24 at N.O. (10/19/80)
 4th: 31 at G.B. (9/13/81)

Most Points, Both Teams, Game

90 Atlanta (33) vs. Pitt. (57) (12/18/66)
 88 Atlanta (47) at G.B. (41) (11/27/83)
 85 Atlanta (44) vs. Sea. (41) (12/30/07)

Most Points, Both Teams, By Quarter

1st: 34 Atlanta (13) at LA Rai. (21) . . (11/30/75)
 2nd:41 Atlanta (20) at N.O.(21)
 (9/2/79)
 3rd: 35 Atlanta (14) vs. Pitt. (21) . . . (12/18/66)
 4th: 43 Atlanta (28) vs. Car (15) (11/23/08)

Most Touchdowns, Season

63 (2016)
 53 (1998)
 52 (1981)

Most Touchdowns, Game

8, Two TimesLast vs T.B. (9/18/14)L

Most Touchdowns, Both Teams, Game

12 Atlanta (5) vs. Pitt. (7) (12/18/66)

Most PATs, Season

56 (2016)
 51 (1998)
 51 (1981)

Most PATs, Game

8, Two TimesLast vs T.B. (9/18/14)

Most Two-Point Conversions, Season

4 (4 for 4)(2005)

Most FG's, Season

34 (37 att.) (2016)
 33 (38 att.) (2012)
 33 (40 att.) (1995)

Most FG's Made, Game

6 at N.O. (11/13/94)

Most FG's Made, Both Teams

8 Atlanta (6) at N.O.(2)(11/13/94)

Most FG's Attempted, Game

6 vs. Chi, (5 made) (10/12/08)
 6 vs. Ari, (6 made) (10/1/06)

Most FG's Attempted, Both Teams

10 Atlanta (3) vs. Stl. (7)(12/11/66)

Most Consecutive Games Scored In

176 (2004-2015)

FIRST DOWNS

Most First Downs, Season

379 (2016)
 359 (2015)
 353 (2010)

Most First Downs, Game

35 vs. N.O.(OT)(1979)
 33 vs. Ari (2010)

Most First Downs, Both Teams

58, TwiceLast ATL (28) vs N.O. (30) (OT) (9/18/14)

Most First Downs, Rushing, Season

149 (1986)
 149 (1985)

Most First Downs, Rushing, Game

19 vs. N.O. (10/24/71)

Most First Downs, Passing, Season

246 (2012)
 239 (2016)
 233 (2014)

Most First Downs, Passing, Game

22 at Car. (12/9/12)
 22 vs. Det.(11/5/95)

Most First Downs, Penalty, Season

42 (2010)

Most First Downs, Penalty, Game

8 vs. Ari (9/19/10)

TOTAL YARDS

Most Net Yards Gained, Season

6,653 (2016)
 6,051 (2014)
 6,026 (2011)

Most Yards Gained, Game

571 vs. Car., (90-R, 481-P)(10/2/16)
 568vs. N.O., (123-R, 445-P)(9/7/14)
 563 vs. STL, (209-R, 354-P)(11/9/180)

Most Yards Gained, Game, Both Teams

1,092 Atlanta (447) at Pitt. (645)(11/10/02)
 1,061 Atlanta (552) at N.O.(509)(9/2/79)

TEAM RECORDS

Most Total Plays, Season

1,144	(1981)
1,097	(2010)
1,090	(1985)

RUSHING

Most Yards Gained, Season

*2,939	(2006)
*2,672	(2004)
*2,546	(2005)
*NFL leader	

Most Yards Gained, Game

318 vs. Det.	(9/7/08)
306 vs. T.B.	(9/17/06)
297 vs. LA Rams	(10/1/72)

Most Yards Gained, Both Teams, Game

476 Atlanta (169) vs. Was. (307)	(11/3/85)
----------------------------------	-----------

Most Rushing Attempts, Season

582	(1977)
578	(1986)
560	(2008)

Most Rushing Attempts, Game

58 at T.B.	(11/27/77)
------------	------------

Most Rushing Att. Both Teams, Game

105 Atlanta (43) at Oak. (62)	(11/30/75)
-------------------------------	------------

Best Rushing Average, Season

5.5	(2006)
5.1	(2004)
4.8	(2005)

Most TD's Rushing, Season

23	(2008)
23	(2002)
20	(2004)
20	(2016)

Most TD's Rushing, Game

5 vs. Car.	(11/23/08)
5 at S.D.	(10/21/73)

PASSING

Most Net Yards Passing, Season

4,944	(2016)
4,553	(2014)
4,509	(2012)

Most Net Yards Passing, Game

481 vs Car.	(10/2/16)
445 vs N.O.	(9/7/14)
434 at N.O.	(12/26/11)

Most Net Yds Passing, Both Teams, Game

807 Atlanta (365) vs. S.F. (442)	(10/14/90)
----------------------------------	------------

Most Passing Attempts, Season

659	(2013)
632	(2014)
629	(1994)

Most Passing Attempts, Game

66 vs. Det. (37 comp.)	(12/24/89)
61 at Arz. (34 comp.)	(10/27/13)
61 at N.O. (40 comp.)	(12/26/11)

Most Passing Att. Both Teams, Game

102 Atlanta (45) vs. S.F. (57)	(10/6/85)
--------------------------------	-----------

Most Passes Completed, Season

445 (659 att.)	(2013)
422 (615 att.)	(2012)
418 (632 att.)	(2014)

Most Passes Completed, Game

40 at N.O. (61 att.)	(12/26/11)
37, Four Times	
Last vs. TB (45 att.)	(11/1/15)

Most Passes Comp. Both Teams, Game

68 Atlanta (31) vs. S.F. (37)	(10/6/85)
-------------------------------	-----------

Best Completion Percentage, Season

69.9	(2016)
68.6	(2012)
67.5	(2013)

Most TD Passes, Season

38	(2016)
33	(1992)
32	(2012)

Most TD Passes, Game

5 at T.B.	(12/13/92)
-----------	------------

Most TD Passes, Both Teams, Game

10 Atlanta (4) vs. S.F. (6)	(10/14/90)
-----------------------------	------------

Most Passes Had Intercepted, Season

32 (501 att.)	(1987)
31 (355 att.)	(1974)
30 (600 att.)	(1996)

Fewest Passes, Intercepted, Season

7 (534 att.)	(2016)
9 (577 att.)	(2010)
10 (507 att.)	(1983)

TEAM RECORDS

Fewest Times Passer Thrown For Loss, Season

17 (434 att.)	(2008)
23 (577 att.)	(2010)
26 (594 att.)	(2011)

Fewest Sacks Per Play, Season

1 per 33.4 plays	(2014)
1 per 26.9 plays	(2016)
1 per 25.5 plays	(2008)

PUNTING

Highest Punting Average, Season

46.7	(2016)
46.4	(2015)
45.9	(2012)

Most Punts, Season

110	(1978)
-----	--------

Most Punts, Game

12 vs. Was.	(12/10/78)
-------------	------------

PUNT RETURNS

Highest Punt Return Average, Season

14.3	(2003)
13.6	(2001)
13.3	(2014)

Most Punt Returns, Season

60	(1976)
----	--------

Most Punt Returns, Game

8 Three Times	
Last at Det.	(11/12/00)

Most Yards Gained, Season

635	(1974)
613	(2003)
536	(1980)

Most Yards Gained, Game

139 vs. Dal.	(11/11/01)
--------------	------------

Most TD Returns, Season

2	(1970, 1999)
---	--------------

Most TD Returns, Game

1 15 Times	
Last vs. T.B.	(9/18/14)

KICKOFF RETURNS

Highest Kickoff Return Average, Season

26.5	(2010)
25.7	(2015)
25.2	(1998)

Most Kickoff Returns, Season

87	(1996)
----	--------

Most Yards Gained, Season

1,890	(2000)
1,825	(1996)
1,737	(1966)

Most Yards Gained, Game

257 at Den.	(9/10/00)
249 vs. Pitt.	(9/27/93)
237 vs. Sea.	(12/30/07)

Most TD Returns, Season

3	(2000)
---	--------

TURNOVERS/TAKEAWAYS

Most Fumbles Had, Season

42	(1972)
----	--------

Most Fumbles Lost, Season

24	(1974)
----	--------

Most Fumbles Lost, Game

5 Three Times	
Last vs. N.O.	(11/25/79)

Most Turnovers, Season

55 (24 Fum., 31 int.)	(1974)
-----------------------	--------

Most Takeaways, Season

48	(1977)
----	--------

Biggest Turnover Differential, Season

+23 (48 Takeaways, 25 Turnovers)	(1977)
+20 (44 Takeaways, 24 Turnovers)	(1998)

Biggest Turnover Deficit, Season

-26 (29 Takeaways, 55 Turnovers)	(1974)
-22 (27 Takeaways, 49 Turnovers)	(1987)

QUARTERBACK SACKS MADE

Most Sacks, Season

55	(1997)
48	(2004)
47	(2002)
47	(1978)

Most Sack Yardage, Season

425	(1978)
396	(1980)
391	(1977)

TEAM RECORDS

Most Sacks, Game

10 at N.O. (10/12/97)

OPPONENT FUMBLES/RECOVERIES

Most Fumbles, Game

7 at Min. (12/21/08)

7 vs. Phi. (10/5/76)

PENALTIES

Most Penalties, Season

130 (1,083 yds.) (1978)

Most Penalties, Game

17 at S.F. (11/5/78)

Fewest Penalties, Season

55 (415 yds.) (2012)*
*NFL Record

58 (598 yds.) (2010)

63 (601 yds.) (1969)

63 (659 yds.) (1968)

Fewest Penalties, Game

1 18 Times

Last at IND. (11/06/11)

Most Yards, Penalties, Game

153 vs. G.B., (16 penalties) (12/26/72)

TIME OF POSSESSION

Largest Advantage, Game (Atlanta in regulation)
(45:15) Atl. at Oak. (14:45)

(11/2/08)

(43:21) Atl. vs. LA Rams (16:39)

(11/17/85)

(42:39) Atl. vs. S.F. (17:21)

(12/19/82)

INTERCEPTIONS

Most Interceptions, Season

26 (1980)

26 (1977)

Most Interceptions, Game

6 at N.O. (9/16/73)

6 vs. LA Rams. (10/1/72)

INDIVIDUAL RECORDS

SCORING

Most Points Career:

892	Matt Bryant (2009-16)
806	Morten Andersen (1995-00, 2006-07)
558	Mick Luckhurst (1981-87)
436	Jay Feely (2001-04)
395	Norm Johnson (1991-94)

Most Points, Season:

158	Matt Bryant (2016)
143	Matt Bryant (2012)
138	Jay Feely (2002)
129	Jason Elam (2008)
128	Matt Bryant (2010)

Most Points, Game:

24	Michael Turner vs. Car. (11/23/08)
24	T.J. Duckett vs. Oak. (12/12/04)
20	Norm Johnson at N.O. (11/13/94)

Most Consecutive Games Scoring:

124	Morten Andersen (1995-WK 1, 2000, 2006 W2-W17, 2007 W 2-W 17)
95	Matt Bryant (2009-WK 13, 2015)

Most Touchdowns, Career:

63	Roddy White (2005-15)
61	Michael Turner (2008-12)
57	Terance Mathis (1994-2001)
56	Andre Rison (1990-94)
48	Gerald Riggs (1982-88)

Most Touchdowns, Season:

17	Michael Turner (2008)
16	Jamal Anderson (1998)
15	Andre Rison (1993)
14	Devonta Freeman (2015)

Most Touchdowns, Game:

4	Michael Turner vs. Car. (11/23/08)
4	T.J. Duckett vs. Oak. (12/12/04)

Most Consecutive Games, TD Scored:

7	Michael Turner (2009)
7	T.J. Duckett (2003)
6	Terance Mathis (1998)

Most Two-Point Conversions, Career:

6	Terance Mathis (1994-2001)
3	Brian Finneran (2000-08)

Most Two-Point Conversions, Season:

3	Terance Mathis (1995)
3	Brian Finneran (2005)
2	Terance Mathis (1994)

KICKING

Most PAT's Made, Career:

304	Matt Bryant (2009-16)
254 ..	Morten Andersen (1995-2000, 2006-07)
213	Mick Luckhurst (1981-87)
143	Norm Johnson (1991-94)
142	Jay Feely (2001-04)

Most PAT's Attempted, Career:

305	Matt Bryant (2009-16)
256 ..	Morten Andersen (1995-2000, 2006-07)
216	Mick Luckhurst (1981-87)
144	Norm Johnson (1991-94)
144	Jay Feely (2001-04)

Most PAT's Made, Season:

56	Matt Bryant (2016)
51	Morten Andersen (1998)
51	Mick Luckhurst (1981)

Most PAT's Attempted, Season:

57	Matt Bryant (2016)
52	Morten Andersen (1998)
51	Mick Luckhurst (1981)

Most PAT's Made, Game:

8 (Twice)	Last, Matt Bryant vs T.B. (9/18/14)
----------------	-------------------------------------

Most PAT's Attempted, Game:

8 (Twice)	Last, Matt Bryant vs T.B. (9/18/14)
----------------	-------------------------------------

Most Consecutive PAT's Made:

257	Matt Bryant (2009 W13-2016 W10)
153	Morten Anderson (1998 W4-2000, '06-07)
139	Norm Johnson (1991-94)
134	Mick Luckhurst (1983-87)

Most FG's Made, Career:

196	Matt Bryant (2009-16)
184 ..	Morten Andersen (1995-2000, 2006-07)
115	Mick Luckhurst (1981-87)
98	Jay Feely (2001-04)

Most FG's Made, Season:

33	Matt Bryant (2012)
32	Jay Feely (2002)
31	Morten Andersen (1995)

Most FG's Made, Game:

6	Norm Johnson at N.O. (11/13/94)
6	Morten Andersen vs. Ari (10/1/06)

INDIVIDUAL RECORDS

Most FGs Attempted, Career:

224 Morten Andersen(1995-2000, '06-'07)
222 Matt Bryant (2009-15)
164	Mick Luckhurst..... (1981-87)
127	Jay Feely.....(2001-04)

Most FGs Attempted, Season

40	Jay Feely.....(2002)
38	Matt Bryant..... (2012)
38	Nick Mike-Mayer.....(1973)

Most FGs Attempted, Game

6	Jason Elam.....vs. Chi. (10/12/08)
6	Norm Johnson..... at N.O. (11/13/94)

Most Consecutive FGs Made

30	Matt Bryant(2010) (16), (2011) (1st 14)
26	Norm Johnson..... (1992) (5), (1993) (1 st 21)
18	Todd Peterson..... (2005)
18	Morten Andersen... (1995) (Wks. 1-9)

Best FG Percentage, Career (Min. 35)

.883	Matt Bryant (196 of 222) .. (2009-16)
.866	Norm Johnson (84 of 97)... (1991-94)
.821	Morten Andersen (184 of 224)(95-2000, 2006-07)

Best FG Percentage, Season

.963	Norm Johnson (26 of 27).....(1993)
.935	Jason Elam (29 of 31)..... (2008)
.931	Matt Bryant (27 of 29).....(2011)

Most 50-yard FGs, Career

32	Matt Bryant.....(2009-2016)
15	Morten Andersen(1995-2000,2006-'07)
8	Norm Johnson..... (1991-94)
8	Mick Luckhurst..... (1981-87)

Most 50-yard FGs, Season

8	Morten Andersen.....(1995)
8	Matt Bryant..... (2016)
7	Matt Bryant..... (2014)

Most 50-yard FGs, Game

3	Morten Andersen* vs. N.O.(12/10/95)
	*(tied for NFL Record, Neil Rackers in '04)

Longest Field Goal, Career

59 yds	Matt Bryant vs.K.C., (12/4/16)
59 yds	Morten Andersen...vs. S.F., (12/24/95)
58yds	Michael Koenen ... vs. N.E., (10/9/05)

RUSHING

Most Yards Gained, Career

6,631	Gerald Riggs..... (1982-88)
6,081	Michael Turner..... (2008-12)
5,986	William Andrews..... (1979-86)
5,981	Warrick Dunn..... (2002-07)
5,336	Jamal Anderson..... (1994-01)

Most Yards Gained, Season

1,846	Jamal Anderson.....(1998)
1,719	Gerald Riggs.....(1985)
1,699	Michael Turner..... (2008)

Most 1,000-yard Seasons

4	Jamal Anderson.....(1996-98, 2000)
4	William Andrews..... (1979-81, 1983)
3	Warrick Dunn..... (2004-06)
3	Gerald Riggs..... (1984-86)
3	Michael Turner..... (2008, 10-11)

Most Consecutive 1,000-yard Seasons

3	Warrick Dunn..... (2004-06)
3	Jamal Anderson..... (1996-98)
3	Gerald Riggs..... (1984-86)
3	William Andrews..... (1979-81)

Most Yards Gained, Game

220	Michael Turnervs. Det. (22 att), (9/7/08)
208	Michael Turnervs.Stl.(25att),(12/28/08)
202	Gerald Riggs at N.O.(35 att), (9/2/84)

Most Rushing Attempts, Career

1,587	Gerald Riggs..... (1982-88)
1,413	Warrick Dunn..... (2002-07)
1,411	Michael Turner..... (2008-12)
1,329	Jamal Anderson..... (1994-01)
1,315	William Andrews..... (1979-1986)

Most Rushing Attempts, Season

410	Jamal Anderson.....(1998)
397	Gerald Riggs.....(1985)
376	Michael Turner..... (2008)

Most Rushing Attempts, Game

41	Gerald Riggsvs. LA Rm. (123 yds), (11/17/85)
39	Gerald Riggsat N.O.(158 yds), (12/22/85)
37	Erric Pegramat Cin. (180 yds), (12/26/93)

Most 100-Yard Games, Career

27	Michael Turner..... (2008-12)
25	Gerald Riggs..... (1982-88)
22	William Andrews..... (1979-86)

INDIVIDUAL RECORDS

Most 100-Yard Games, Season

12	Jamal Anderson(1998)
9	Gerald Riggs(1985)
8	Michael Turner(2008)

Most TD's Rushing, Career

60	Michael Turner(2008-12)
48	Gerald Riggs(1982-88)
34	Jamal Anderson(1994-2001)

Most TD's Rushing, Season

17	Michael Turner(2008)
14	Jamal Anderson(1998)
13	Gerald Riggs(1984)

Most TD's Rushing, Game

4	Michael Turnervs. Car. (11/23/08)
4	T.J. Duckettvs. Oak., (12/12/04)

Most Consecutive Games, Rushing TD

7	Michael Turner(2009)
7	T.J. Duckett(2003)
5	Michael Turner(2012)

Highest Average Gain, Career (750 carries)

4.6	William Andrews(1979-86)
4.3	Michael Turner(2008-12)
4.2	Warrick Dunn(2002-07)
4.2	Gerald Riggs(1982-88)

Highest Average Gain, Season (Min. 150 Carries)

5.1	Warrick Dunn(2005)
4.9	Michael Turner(2009)
4.9	William Andrews(1980)

Highest Average Gain, Game (Min. 10 Carries)

17.3	Michael Vick	at Min. (10-173), (12/1/02)
13.8	Michael Vick	vs. N.O. (12-166), (11/26/06)
10.4	Warrick Dunn vs. NYG (14-146), (10/15/06)

PASSING

Most Yards Gained Passing, Career

37,701	Matt Ryan(2008-16)
23,470	Steve Bartkowski(1975-85)
14,066	Chris Miller(1987-93)

Most Gross Yards Passing, Season

4,944	Matt Ryan(2016)
4,719	Matt Ryan(2012)
4,694	Matt Ryan(2014)

Most 300-Yard Games, Career

41	Matt Ryan(2008-16)
12	Steve Bartkowski(1975-85)
8	Chris Miller(1987-93)

Most 300-Yard Games, Season

7	Matt Ryan(2013)
7	Matt Ryan(2012)
6	Matt Ryan(2014)
6	Matt Ryan(2011)

Most Gross Yards Passing, Game

503	Matt Ryan	.. vs. Car (48-33), 10/2/16)
448	Matt Ryan	..vs. N.O. (37-34), 9/7/14)
431	Chris Chandler	vs. Buf. (28-40), (12/23/01)
421	Matt Ryan	.. vs. NE. (23-30), 9/29/13)

Most Passes Attempted, Career

5,064	Matt Ryan(2008-16)
3,330	Steve Bartkowski(1975-85)
2,089	Chris Miller(1987-93)

Most Passes Attempted, Season

651	Matt Ryan(2013)
628	Matt Ryan(2014)
615	Matt Ryan(2012)

Most Passes Attempted, Game

66	Chris Miller	vs. Det. (37 comp), (12/24/89)
61	Matt Ryan	vs. NE (34 comp.), (9-29-13)
56	Steve Bartkowski
	vs. Oak. (34 comp), (9/19/82)	

Most Passes Completed, Career

3,288	Matt Ryan(2008-16)
1,871	Steve Bartkowski(1975-85)
1,129	Chris Miller(1987-93)

Most Passes Completed, Season

439	Matt Ryan(2013)
422	Matt Ryan(2012)
415	Matt Ryan(2014)

Most Passes Completed, Game

37	Matt Ryan at SF., (12/23/13)
37	Matt Ryan vs. T.B., (11/1/15)
37	Chris Miller vs. Det., (12/24/89)

Highest Completion Percentage, Career (600 att.)

64.9	Matt Ryan(2008-16)
60.5	Jeff George(1994-96)
59.8	Bobby Hebert(1993-96)

INDIVIDUAL RECORDS

Highest Completion Percentage, Season

.699	Matt Ryan (2016)
.686	Matt Ryan (2012)
.681	Wade Wilson.....(1992)

Highest Completion Percentage, Game

(Minimum 20 Att.)

.875	Matt Ryan vs. T.B.(56-14),(9/18/14)
.857	Matt Ryan vs. G.B (24-28),(11/28/10)
.857	Steve Bartkowski vs. Det. (24-28), (9/9/84)
.826	Steve Bartkowski at Pitt. (19-23),(10/28/84)
.826	Steve Bartkowski at S.F. (19-23), (9/25/83)

Best QB Rating, Career

93.6	Matt Ryan (2008-16)
87.4	Chris Chandler (1997-2001)
85.6	Jeff George..... (1994-96)

Best QB Rating, Season (Minimum 100 Att.)

117.1	Matt Ryan (2016)
110.2	Wade Wilson.....(1992)
106.7	Bob Berry(1969)

Most TD Passes, Career

240	Matt Ryan (2008-16)
154	Steve Bartkowski..... (1975-85)
87	Chris Chandler..... (1997-2001)
87	Chris Miller..... (1987-93)

Most TD Passes, Season

38	Matt Ryan (2016)
32	Matt Ryan (2012)
31	Steve Bartkowski..... (1980)

Most TD Passes, Game

5	Wade Wilson.....vs. T.B. (12/13/92)
---	-------------------------------------

Most Consecutive Games, TD Pass

27	Chris Chandler..... (1997-99)
22	Matt Ryan (2011-12)

Most Consecutive Passes Without Int.

197	Steve Bartkowski (1982-83)
185	Matt Ryan (2010)
185	Chris Miller(1989)

Most Consecutive Games Without Int.

6	Michael Vick (2002)
5	Steve Bartkowski(1983)

Lowest Interception Pct., Career

2.3	Matt Ryan (2008-16)
2.7	Jeff George..... (1994-96)
3.0	Michael Vick(2001-06)

Lowest Interception Pct., Season

(Minimum 150 Att.)

1.3	Matt Ryan (7-534) (2016)
1.2	Steve Bartkowski (5-432).....(1983)
1.6	Matt Ryan (9-571) (2010)

RECEIVING

Most Passes Caught, Career

765	Roddy White (2005-14)
573	Terance Mathis..... (1994-2001)
497	Julio Jones(2011-16)
423	Andre Rison..... (1990-94)

Most Passes Caught, Season

136	Julio Jones (2015)
115	Roddy White (2010)
111	Terance Mathis..... (1994)

Most 50+ Catch Seasons

8	Terance Mathis.....(1994-2001)
8	Roddy White (2007-14)
5	Julio Jones(2011-15)
5	Andre Rison.....(1990-94)

Most Passes Caught, Game

15	William Andrews ... vs. Pitt. (124 yds), (11/15/81)
14	Andre Rison at Det. (193 yds), (9/4/94)
13	Five Times
	Last, Julio Jones at NYG (135 yds), (9/20/15)

Most Yards Gained Receiving, Career

10,863	Roddy White (2005-15)
7,610	Julio Jones(2001-16)
7,349	Terance Mathis(1994-2001)
6,267	Alfred Jenkins (1975-83)

Most Yards Gained Receiving, Season

1,871	Julio Jones (2015)
1,593	Julio Jones (2014)
1,409	Julio Jones (2016)
1,389	Roddy White (2010)

Most Yards Gained Receiving, Game

300	Julio Jones vs. Car (12 rec), (10/2/16)
259	Julio Jones . at G.B. (11 rec), (12/8/14)
210	Roddy White at S.F. (8 rec), (10/11/09)
201	Roddy White vs. Cin. (11 rec), (10/24/10)

INDIVIDUAL RECORDS

Most 100-Yard Games, Career

39	Roddy White	(2005-14)
35	Julio Jones	(2011-16)
16	Alfred Jenkins	(1975-83)

Most 100-Yard Receiving Games, Season

9	Julio Jones	(2015)
7	Julio Jones	(2014)
7	Julio Jones	(2016)
7	Roddy White	(2012)
7	Roddy White	(2008)

Most TD Receptions, Career

62	Roddy White	(2005-14)
57	Terance Mathis	(1994-2001)
56	Andre Rison	(1990-94)

Most TD Receptions, Season

15	Andre Rison	(1993)
13	Alfred Jenkins	(1981)
12	Andre Rison	(1991)

Most TD Receptions, Game

3	Five Times	Last vs. Stl (Terance Mathis)(11/19/95)
---	------------	---

Highest Per Catch Average, Season (minimum 20 catches)

22.5	Ken Burrow (33)	(1971)
22.4	Michael Haynes (50)	(1991)
21.3	Brian Finneran (23)	(2001)

KICKOFF RETURNS

Most Return Yards, Career

5,489	Allen Rossum	(2002-06)
3,724	Eric Weems	(2007-16)
3,388	Deion Sanders	(1989-93)

Most Return Yards, Season

1,491	Darrick Vaughn	(2001)
1,317	Jerious Norwood	(2007)
1,311	Jerious Norwood	(2008)

Most Return Yards, Game

249	Tony Smith	vs. Pitt., (9/27/93)
220	Allen Rossum	vs. Pitt., (10/22/06)
198	Darrick Vaughn	at Stl., (1/6/02)
198	Clarence Verdin	vs. N.O., (12/11/94)

Highest Average Return, Career (Min. 75)

25.7	Darrick Vaughn	(2000-01)
25.5	Jerious Norwood	(2006-09)
25.3	Eric Weems	(2007-16)

Highest Average Return, Season (Min. 25)

27.7	Darrick Vaughn	(2000)
27.5	Eric Weems	(2010)
27.5	Sylvester Stamps	(1987)

Most Returns, Career

250	Allen Rossum	(2002-06)
147	Deion Sanders	(1989-93)
147	Eric Weems	(2006-16)

Most Returns, Season

62	Allen Rossum	(2003)
61	Darrick Vaughn	(2001)
58	Allen Rossum	(2004)

Longest Kickoff Returns

102t	Eric Weems	at T.B., (12/5/10)
100t	Darrick Vaughn	at Den., (9/10/00)
100t	Deion Sanders	at S.F., (10/13/91)
100t	Dennis Pearson	at Stl., (12/17/78)

Most Touchdowns, Kickoff Returns, Career

4	Darrick Vaughn	(2000-01)
3	Deion Sanders	(1989-93)
2	Byron Hanspard	(1997-99)

PUNT RETURNS

Most Return Yards, Career

1,723	Allen Rossum	(2002-06)
1,309	Eric Weems	(2007-16)
1,251	Billy Johnson	(1982-87)

Most Return Yards, Season

545	Allen Rossum	(2003)
489	Billy Johnson	(1983)
457	Allen Rossum	(2004)

Most Return Yards, Game

139	Darrien Gordon vs. Dal.	(11/11/01)
116	Billy Johnson at NYJ	(10/23/83)
108	Al Dodd vs. Chi.	(10/13/74)

Highest Return Average, Career (Min. 75)

11.2	Allen Rossum	(2002-05)
10.9	Eric Weems	(2007-15)
10.1	Billy Johnson	(1982-87)

Highest Return Average, Season (Min. 20)

14.1	Darrien Gordon	(2001)
14.0	Allen Rossum	(2003)

INDIVIDUAL RECORDS

Highest Return Average, Game (Min. 3)

46.3	Darrien Gordon . . . vs. Dal., (11/11/01)
31.0	Harry Douglas . . . vs. Car., (11/23/08)
31.0	Billy Johnson . . vs. LA Raid., (11/21/82)

Most Returns, Career

154	Allen Rossum (2002-06)
124	Billy Johnson (1982-87)
109	Rolland Lawrence (1973-80)

Most Returns, Season

54	Rolland Lawrence (1976)
52	Todd Kinchen (1997)
51	Rolland Lawrence (1977)

Most Returns, Game

8	Tim Dwight at Det. (11/12/00)
8	Rolland Lawrence . . . at S.F., (10/9/77)

Most Touchdowns, Punt Returns, Career

2	Allen Rossum (2002-06)
2	Tim Dwight (1998-2000)
2	Deion Sanders (1989-93)

Longest Punt Returns

79t	Deion Sanders . . vs. Cin., (10/28/90)
77t	Tom McCauley . . vs. N.O., (10/25/70)
75t	Allen Rossum . . . at K.C., (10/24/04)
75t	John Mallory . . . vs. Min., (12/20/70)

COMBINED RETURNS

Combined Return Yards, Career

7,212	Allen Rossum (2002-06)
5,033	Eric Weems (2007-16)
4,177	Deion Sanders (1989-93)

Most Combined Return Yards, Season

1,836	Allen Rossum (2003)
1,707	Allen Rossum (2004)
1,491	Darrick Vaughn (2001)

Most Combined Returns, Career

404	Allen Rossum (2002-06)
267	Eric Weems (2006-16)
240	Deion Sanders (1989-93)

Most Combined Returns, Season

101	Allen Rossum (2003)
95	Allen Rossum (2004)
77	Allen Rossum (2002)

COMBINED NET YARDS

(Rushing, Receiving, KO & Punt Returns)

Most Combined Yards, Career

10,882	Roddy White (2005-15)
---------------	--

8,704	William Andrews (1979-86)
8,345	Gerald Riggs (1982-88)

Most Combined Yards, Season

2,207	Jerious Norwood (2007)
2,176	William Andrews (1983)
2,165	Jamal Anderson (1998)

Most Combined Yards, Game

300 Julio Jones (0/300) vs. Car., (10/2/16)

296	Eric Metcalf . . . (0/97/176/23) vs. Phi., (9/22/96)
-----	--

270	Jerious Norwood (56/22/192/0) vs. Stl., (12/28/08)
-----	--

PUNTING

Highest Punting Average, Career (Min. 100)

45.9	Matt Boshier (2011-16)
42.6	Rick Donnelly (1985-88)
42.0	Michael Koenen (2005-10)

Highest Punting Average, Season (Min. 35)

47.5	Matt Boshier (2012)
47.2	Matt Boshier (2015)
46.8	Matt Boshier (2016)

Highest Punting Average, Game (Min. 4)

66.6	Scott Fulhage vs. S.F., (10/14/90)
52.1	Rick Donnelly at Phi., (11/10/85)
50.0	Matt Boshier at Min., (9/28/14)

Highest Net Punting Average, Season

41.6	Matt Boshier (2016)
41.1	Matt Boshier (2013)
40.8	Matt Boshier (2014)

Most Punts, Career

873	John James (1972-81)
469	Dan Stryzinski (1995-2000)
440	Michael Koenen (2005-10)

Most Punts, Season

109	John James (1978)
105	John James (1977)
101	John James (1976)

Most Punts, Game

12	John James vs. Was., (12/10/78)
11	Rick Donnelly at Phi., (10/30/88)

Most Punts Inside 20, Season

30	Michael Koenen (2007)
29	Michael Koenen (2010)
28	John James (1976)

INDIVIDUAL RECORDS

Longest Punt

- 75 Harold Alexander... at Chi., (10/3/93)
- 75 John James.....vs. Oak., (11/30/75)
- 72 John James.....vs. N.O., (9/16/73)

Most Fair Catches Forced, Season

- 45 Dan Stryzinski.....(1997)
- 34 Dan Stryzinski.....(1999)
- 33 Chris Mohr.....(2003)

INTERCEPTIONS

Most Passes Intercepted, Career

- 39 Rolland Lawrence.....(1973-81)
- 31 Ray Brown(1971-77)
- 30 Ray Buchanan(1997-2003)
- 30 Scott Case(1984-94)

Most Passes Intercepted, Season

- 10 Scott Case(1988)
- 9 Rolland Lawrence.....(1975)
- 8 Ray Brown(1974)

Most Passes Intercepted, Game

- 2 **33 Times**
Last time by, Robert Alford.. vs. Car.,
(10/2/16)

Most Consecutive Games Pass Int.

- 4 D.J. Johnson(Weeks 2-5, 1994 Season)
- 4 Ken Reaves.... (3 games-1970, 1-1971)

Most Interception Return Yards, Career

- 658 Rolland Lawrence.....(1973-80)
- 574 Ray Brown(1971-77)
- 520 Deion Sanders.....(1989-93)
- 442 Ray Buchanan(1997-03)
- 439 Ken Reaves.....(1966-73)

Most Interception Return Yards, Season

- 221 Tom Pridemore.....(1981)
- 177 DeAngelo Hall.....(2005)
- 164 Ray Brown(1974)

Most Interception Return Yards, Game

- 101 Tom Pridemorevs. S.F. (1 INT), (9/20/81)

Most Interceptions For TD's, Career

- 3 Kevin Mathis.....(2002-04)
- Deion Sanders.....(1989-93)

Most Interceptions For TD's, Season

- 2 Five Times
Last by Deion Jones.....(2016)

Most Interceptions For TD's, Game

- 2 Kenny Johnson ... vs. G.B. (26 and 31),
(11/27/83)

FUMBLE RECOVERIES

Most Recoveries, Career

- 14 Greg Brezina (12 yds)(1968-79)
- 13 Tom Pridemore (50 yds)....(1978-85)
- 13 Rolland Lawrence (20 yds)..(1973-80)
- 13 Tommy Nobis (6 yds)(1966-76)

Most Recoveries, Season

- 5 Four Times
Last by Jeff Yeates (0 yards)(1979)

Most Recoveries, Game

- 2 Seven Times,
Last by Jonathan Babineaux... vs. Mia.,
(9/13/09)

Most Yards, Fumble Recoveries, Career

- 155 Jessie Tuggle (10 recoveries)(1987-97)
- 113 Bob Glazebrook (4)(1978-83)
- 111 Joel Williams (8)(1979-89)

Most Yards, Fumble Recoveries, Season

- 91 Bob Glazebrook (2)(1982)
- 86 DeAngelo Hall (2)(2005)
- 75 Oliver Barnett (1)(1991)

Most TD's, Fumble Recoveries, Career

- 5 Jessie Tuggle (10 recoveries)(1987-98)

Most TD's, Fumble Recoveries, Season

- 2 Kenny Johnson(1981)

Most TD's Fumble Recoveries, Game

- 1 53 Times
Last by Thomas DeCoudvs. TB., 30 yds,
(10/20/13)

Safeties, Career

- 2 Three Times
Last by Brian Jordan.....(1989-91)

SACKS

Most Sacks, Career

- 94.5 (757 yds) Claude Humphrey (1968-78)
- 68.5 (463 yds) John Abraham ... (2006-12)
- 58.5 (321.5 yds) Chuck Smith.....(1992-99)

Most Sacks, Season

- 16.5 John Abraham.....(2008)
- 16.0 Joel Williams.....(1980)
- 15.5 Vic Beasley Jr.....(2016)

INDIVIDUAL RECORDS

Most Sacks, Game

5.0	Chuck Smithat N.O., (10/12/97)
5.0	Claude Humphrey(Twice)
4.0	Claude Humphreyat N.O., (12/19/71)

Most Sack Yards, Season

137.5	Joel Williams.....	(1980)
127.5	Claude Humphrey(1976)
109.5	John Abraham.....	(2008)

Most Sack Yards, Career

757.0	Claude Humphrey (1968-78)
463.0	John Abraham.....	(2006-12)
395.0	John Zook.....	(1969-75)

CAREER SERVICE & STREAKS

SERVICE

Most Seasons Played

18	Jeff Van Note.....	(1969-86)
17	Mike Kenn.....	(1978-94)
14	Todd McClure.....	(1999-12)
14	Jessie Tuggle.....	(1987-00)
12	Bob Whitfield.....	(1992-03)
12	Bobby Butler.....	(1981-92)
12	Jonathan Babineaux.....	(2005-16)
11	Keith Brooking.....	(1998-08)
11	Scott Case.....	(1984-94)
11	Steve Bartkowski.....	(1975-85)
11	Jim Mitchell.....	(1969-79)
11	Tommy Nobis.....	(1966-76)

Most Games Played

251	Mike Kenn.....	(1978-94)
246	Jeff Van Note.....	(1969-86)
209	Jessie Tuggle.....	(1987-00)
197	Todd McClure.....	(1999-12)
185	Jonathan Babineaux.....	(2005-16)
178	Bob Whitfield.....	(1992-03)
169	Bobby Butler.....	(1981-92)
162	Scott Case.....	(1984-94)
161	Keith Brooking.....	(1998-08)
155	Jim Mitchell.....	(1969-79)
155	Roddy White.....	(2005-14)
151	Greg Brezina.....	(1968-79)

Most Games Started

251	Mike Kenn
225	Jeff Van Note
197	Todd McClure
189	Jessie Tuggle
167	Bob Whitfield
145	Keith Brooking
133	Jonathan Babineaux
133	Tommy Nobis
133	Roddy White
127	Claude Humphrey

Most Consecutive Games Played

155	Jeff Van Note.....	(1976-86)
144	Todd McClure.....	(2001-10)
130	Keith Brooking.....	(2001-Week 16-'08)
129	Bob Whitfield.....	(1992-Week 11, '00)
112	Ken Reaves.....	(1966-73)
112	Patrick Kerney.....	(1999-05)

Most Consecutive Games Started

144	Todd McClure.....	(2001-10)
128	Keith Brooking.....	(2000-08)
123	Bob Whitfield.....	(Wk 1, '93-Wk 11, '00)
112	Jeff Van Note.....	(1970-84)
100	Steve Bartkowski..	(Wk 8, '77-Wk 10, '84)

Most Pro Bowl Appearances

6	Claude Humphrey....	(1970, 71, 72, 73, 74, 77)
6	Jeff Van Note.....	(1974, 75, 79, 80, 81, 82)
5	Jessie Tuggle.....	(1992, 94, 95, 97, 98)
5	Tommy Nobis.....	(1966, 67, 68, 70, 72)
5	George Kunz.....	(1969, 71, 72, 73, 74)
5	Mike Kenn.....	(1980, 81, 82, 83, 84)
5	Keith Brooking....	(2001, 02, 03, 04, 05)
4	Roddy White.....	(2008, 09, 10, 11)
4	Alge Crumpler.....	(2003, 04, 05, 06)
4	Elbert Shelley.....	(1992, 93, 94, 95)
4	Matt Ryan.....	(2010, 12, 14, 16)

Most Consecutive Pro Bowl Appearances

5	Keith Brooking.....	(2001-05)
5	Claude Humphrey....	(1970-74)
5	Mike Kenn.....	(1980-84)
4	Roddy White.....	(2008-11)
4	Tony Gonzalez.....	(2010-13)
4	Alge Crumpler.....	(2003-06)
4	Elbert Shelley.....	(1992-95)
4	Andre Rison.....	(1990-93)
4	William Andrews....	(1980-83)
4	Jeff Van Note.....	(1979-82)
4	George Kunz.....	(1971-74)

SCORING

Most Consecutive Games, Scoring

124	Morten Andersen....	(1995 Week 1-2000, 2006 Week 2-2006, Week 17, 2007 Week 2-2007 Week 17)
95	Matt Bryant.....	(2009-WK 13, 2015)

Most Consecutive Games Scoring TD

7	Michael Turner (all rushing).....	(2009)
7	T.J. Duckett, (all rushing).....	(2003)
6	Terance Mathis, (all receiving).....	(1998)
5	Devonta Freeman (9 rush, 1 rec)...	(2015)
5	Eric Metcalf, (4 receiving, 1 return) ..	(1995)
5	Michael Turner (all rushing).....	(2012)
4	Roddy White, (all receiving).....	(2011)
4	Roddy White, (all receiving).....	(2009)
4	Michael Turner (all rushing).....	(2008)
4	T.J. Duckett, (all rushing).....	(2005)
4	Bert Emanuel, (all receiving).....	(1997)
4	Andre Rison, (all receiving).....	(1993)
4	Gerald Riggs, (all rushing).....	(1986)
4	Jim Mitchell, (3 receiv., 1 fumble) ..	(1975)
4	Dave Hampton, (3 rush, 1 receiv.) ..	(1975)

Most Consecutive Games With TD Pass

27	Chris Chandler.....	(Wk 3, '97-Wk 3, '99)
20	Matt Ryan.....	(Wk. 13, '13-Wk. 16, '14)
18	Matt Ryan.....	(Wk. 16 '15-)
15	Matt Ryan.....	(2011)
15	Matt Ryan.....	(2010)

CAREER SERVICE & STREAKS

Most Consecutive Games With TD Catch

6	Terance Mathis.....(1998)
4	Roddy White.....(2011)
4	Roddy White.....(2009)
4	Bert Emanuel.....(1997)
4	Andre Rison.....(1993)
4	Andre Rison.....(1991)

KICKING

Most Consecutive PAT's

222	Matt Bryant.....(2009-14)
153	Morten Anderson.....(1998 WK 4-2000, (2006-07))
139	Norm Johnson.....(1991-94)

Most Consecutive Games FG Made

14	Jay Feely.....(2001)
13	Jay Feely.....(2002)
11	Matt Bryant.....(2011)
11	Norm Johnson.....(1993)

Most Consecutive Field Goals

27	Matt Bryant.....(2010-11)
26	Norm Johnson.....(1992-93)
18	Todd Peterson.....(2005)
18	Morten Andersen.....(1995)

RUSHING

Most Consecutive 100-Yard Games

6	Jamal Anderson.....(1998)
4	Gerald Riggs.....(1985)
3	Devonta Freeman.....(2015)
3	Michael Turner.....(2009)
3	Gerald Riggs.....(1986)
3	William Andrews.....(1983)

Most Consecutive 1,000-yard Seasons

3	Warrick Dunn.....(2004-06)
3	Jamal Anderson.....(1996-98)
3	Gerald Riggs.....(1984-86)
3	William Andrews.....(1979-81)

RECEIVING

Most Consecutive Games With Reception

127	Roddy White.....(Wk 14 2006-present)
103	Alfred Jenkins.....(1975-1983)
80	Tony Gonzalez.....(2009-13)
74	Alge Crumpler.....(2001-2007)
59	Terance Mathis.....(1997-2000)

Most Consecutive 100-Yard Games

4	Terance Mathis.....(1994)(Nov. 13 10-125, Nov. 20 8-168,Nov. 27 10-124, Dec. 4 7-128)
4	Andre Rison.....(1990)(Sept. 23 11-128, Oct. 7 10-154,Oct. 14 9-172, Oct. 21 5-161)

PASSING

Most Consecutive Passes Without INT

197	Steve Bartkowski.....(1982-83)
185	Matt Ryan.....(2010)
185	Chris Miller.....(1989)

Most Consecutive Games With TD Pass

22	Matt Ryan.....(2010-2012)
22	Chris Chandler.....(1997-99)
20	Matt Ryan.....(2013-2014)
18	Matt Ryan.....(2015-)
14	Chris Miller.....(1991-92)
14	Steve Bartkowski.....(1980-81)

INTERCEPTIONS

Most Consecutive Games Pass INT

6	Matt Ryan.....(Weeks 5-10, 2009)
---	----------------------------------

ALL-TIME LISTS

ALL-TIME FUMBLE RETURNS FOR TOUCHDOWN

Date	Play
(10/19/69)	Jim Weatherford for 74 yards at S.F.
(12/21/69)	Claude Humphrey for 24 yards vs. Min.
(10/25/70)	Randy Marshall rec. in end zone vs. N.O.
(12/6/70)	John Mallory for 17 yards at S.F.
(10/17/71)	John Mallory for 54 yards vs. LA Rams
*(10/28/71)	Jim Mitchell for 55 yards at Min.
(12/5/71)	Tom Hayes for 60 yards vs. Oak.
(9/17/72)	John Zook for 26 yards at Chi.
(10/5/75)	Jim Mitchell for 50 yards vs. N.O.
(11/13/77)	Ralph Ortega for 14 yards vs. Det.
(10/29/79)	Rick Byas for 40 yards vs. Sea.
(10/5/80)	Buddy Curry for 30 yards vs. Det.
(10/5/80)	Joel Williams for 42 yards vs. Det.
(12/14/80)	Al Richardson rec. in end zone vs. S.F.
(10/6/81)	Kenny Johnson for 35 yards vs. N.O.
(10/13/81)	Joel Williams for 57 yards at G.B.
(10/5/81)	Kenny Johnson for 20 yards at Phi.
(11/29/81)	Alfred Jackson rec. in end zone at Hou.
(9/12/82)	Bob Glazebrook for 91 yards at NYG
** (1/9/83)	Doug Rogers rec. in end zone at Min.
(10/30/83)	John Rade for 16 yards vs. N.E.
(11/20/83)	Blane Gaison for 64 yards vs. S.F.
(10/20/85)	Mike Gann for 42 yards vs. N.O.
(10/21/86)	Mike Pitts for 22 yards at Dal.
(10/26/86)	James Britt for 65 yards at LA Rams
(12/6/87)	Robert Moore for 20 yards at Dal.
(10/30/88)	Mike Gann for 36 yards at Phi.
(12/11/88)	Jessie Tuggle for two yards at LA Rams
(10/17/89)	Bobby Butler for 29 yards vs. Dal.
(10/9/90)	Jessie Tuggle for 65 yards vs. Hou.
(10/22/91)	Jessie Tuggle for 18 yards vs. LA Raiders
(9/29/91)	Ken Tippins for 23 yards vs. N.O.
(11/17/91)	Oliver Barnett for 75 yards vs. T.B.
(12/1/91)	Joe Fishback for 16 yards vs. G.B.
(12/3/92)	Jessie Tuggle for 69 yards vs. N.O.
(9/27/93)	Vinnie Clark for 46 yards vs. Pitt.
(11/13/94)	Eric Jack for 27 yards at N.O.
(10/4/97)	William White for 18 yards vs. Car.
(10/11/97)	Antonio Edwards for two yards at NYG
(11/8/98)	Chuck Smith for 71 yards at N.E.
(11/15/98)	Jessie Tuggle for one yard vs. S.F.
(11/3/02)	Patrick Kerney for four yards vs. Bal.

(10/26/04)	Brady Smith for zero yards vs. Stl.
(10/16/05)	DeAngelo Hall for 66 yards at N.O.
(10/24/05)	Chauncey Davis for 24 yards vs. NYJ
(10/7/07)	DeAngelo Hall for 56 yards at Ten.
^(12/21/08)	Justin Blalock rec. in end zone at Min.
(11/2/09)	Kroy Biermann for four yards at N.O.
(12/27/09)	Lawrence Sidbury for 11 yards vs. Buf.
(12/19/10)	Jonathan Babineaux in endzone at Sea.
(12/15/11)	Corey Peters for 13 yards vs. Jax
(11/18/12)	Jonathan Babineaux for 15 yards vs. Az.
(10/20/13)	Thomas Decoud for 30 yards vs. TB
(12/21/14)	Osi Umenyiora for 86 yards at N.O.
(10/4/15)	Desmond Trufant for 24 yards vs. Hou
(10/4/15)	Nate Stupar for 84 yards vs. Hou
(10/23/16)	Adrian Clayborn for 5 yards vs. S.D.
(12/11/16)	Vic Beasley Jr. 21 yards vs. L.A.

*Ball was fumbled by teammate and picked up and run back for a touchdown.

**1982 Playoffs

^Ball was fumbled by teammate in end zone and recovered for a touchdown.

ALL-TIME INTERCEPTIONS FOR A TOUCHDOWN

Date	Play
(12/4/66)	Bobby Riddle for 62 yards at Min.
(10/17/67)	Lee Calland for 77 yards at Bal.
(10/29/67)	Tommy Nobis for 41 yards vs. Min.
(10/20/68)	Ken Reaves for 90 yards at LA Rams
(12/15/68)	Jimmy Burson for 73 yards vs. S.F.
(10/31/71)	Don Hansen for 40 yards at Cle.
(10/1/72)	Tommy Nobis for 29 yards vs. LA Rams
(9/16/73)	Tom Hayes for 65 yards at N.O.
(12/9/73)	Tom Hayes for 38 yards vs. Stl.
(10/6/74)	Ray Brown for 59 yards at NYG
(11/23/75)	Ray Brown for 41 yards vs. Den.
(11/30/75)	Rolland Lawrence for 87 yards at Oak.
(11/13/77)	Robert Pennywell for 20 yards vs. Det.
(11/20/77)	Rick Byas for 72 yards at N.O.
(9/2/79)	James Mayberry for six yards at N.O.

ALL-TIME LISTS

(12/16/79)	Robert Pennywell for 39 yards vs. S.F.
(9/13/81)	Fulton Kuykendall for 20 yards at G.B.
(9/20/81)	Tom Pridemore for 101 yards vs. S.F.
(11/23/81)	Buddy Curry for 35 yards vs. Min.
*(1/9/83)	Bob Glazebrook for 35 yards vs. Min.
(11/27/83)	Kenny Johnson (2) for 26 & 31 yds vs G.B.
(9/23/84)	Jeff Jackson for 35 yards vs. Hou.
(9/22/85)	John Rade for 38 yards vs. Den.
(9/21/86)	Bobby Butler for 33 yards at Dal.
(11/16/86)	Joel Williams for 14 yards vs. Chi.
(9/18/88)	Robert Moore for 47 yards at S.F.
(9/9/90)	Deion Sanders for 82 yards vs. Hou.
(12/23/90)	Scott Case for 36 yards vs. LA Rams
(12/30/90)	Deion Sanders for 61 yards vs. Dal.
(12/15/91)	Deion Sanders for 55 yards vs. Sea.
(9/11/94)	Darnell Walker for 44 yards vs. L.A.
(11/5/95)	Alton Montgomery for 71 yards vs. Det.
(11/26/95)	Jessie Tuggle for 27 yards at Arz.
(10/18/98)	Eugene Robinson for 25 yards vs. N.O.
(12/27/98)	Ronnie Bradford for 11 yards vs. Mia.
(12/5/99)	Ray Buchanan 52 yards vs. N.O.
(9/3/00)	Ashley Ambrose for 36 yards vs. S.F.
(10/1/00)	Tim Dwight for 70 yards at Phi.
(11/24/02)	Keion Carpenter for 41 yards at Car.
(11/16/03)	Tod McBride for 15 yards at N.O.
(12/7/03)	Kevin Mathis for 32 yards in OT vs. Car.
(12/20/03)	Juran Bolden for 41 yards at T.B.
(10/3/04)	Kevin Mathis for 35 yards at Car.
(10/31/04)	Kevin Mathis for 66 yards at Den.
(12/12/04)	Rod Coleman for 39 yards vs. Oak.
(1/2/05)	DeAngelo Hall for 48 yards at Sea.
(9/21/08)	Chris Houston 10 yards at K.C.
(11/9/08)	Chevis Jackson 95 yards vs. N.O.
(11/8/09)	Tye Hill 62 yards vs. Was.
(10/10/10)	Kroy Biermann 31 yards at Cle.
(12/27/10)	Chauncey Davis 26 yards vs. N.O.
(09/11/11)	Kroy Beirmann 50 yards at Chi.
(01/01/12)	Curtis Lofton 26 yards vs. T.B.
(10/14/12)	Asante Samuel 79 yards vs. OAK
(9/15/13)	Osi Umenyiora for 68 yards vs. STL
(12/8/13)	Sean Weatherspoon for 71 yards at GB
(9/18/14)	Kemal Ishmael for 23 yards vs T.B.
(10/11/15)	Robert Alford for 59 yards vs Was.
(9/26/16)	Deion Jones for 90 yards vs. N.O.
(10/2/16)	Robert Alford for 30 yards vs. Car
(12/11/16)	Deion Jones for 33 yards at L.A.
*1982 NFC Playoffs.....	

ALL-TIME 2-POINT CONVERSIONS

Date	Play
(10/2/94)	Terance Mathis at LA Rams
(10/27/94)	Terance Mathis vs. Phi.
(12/18/94)	Andre Rison at G.B.
(10/1/95)	Terance Mathis vs. N.E.
(11/5/95)	Terance Mathis vs. Det.
(9/17/99)	Terance Mathis at N.O.
(9/22/96)	Terance Mathis vs. Phi.
(11/29/98)	Jamal Anderson at Stl.
(10/15/00)	Jamal Anderson at Stl.
(10/14/01)	Shawn Jefferson vs. S.F.
(9/18/05)	Alge Crumpler at Sea.
(10/9/05)	Brian Finneran vs. N.E.
(11/13/05)	Brian Finneran vs. G.B.
(1/1/06)	Brian Finneran vs. Car.....
(12/7/08)	Michael Jenkins at N.O.
(10/24/10)	Roddy White vs. Cin.
(11/17/13)	Tony Gonzalez at TB
(11/9/14)	Harry Douglas at TB
(9/27/15)	Levine Toilolo at Dal.
(9/11/16)	Mohamed Sanu vs. T.B.
(9/18/16)	Matt Ryan at Oak

ALL-TIME BLOCKED PUNT FOR TOUCHDOWN

Date	Play
(12/7/69)	Ron Acks rec. in the end zone vs. N.O.
(10/3/71)	Tom Hayes for 20 yards at Det.
(10/10/71)	Tom Hayes for 25 yards vs. Stl.
(9/3/78)	Tom Moriarty rec. in end zone vs. Hou.
(10/21/79)	Rolland Lawrence for 41 yards at S.F.
(10/5/80)	Frank Reed for 16 yards vs. Det.
(10/14/90)	Bobby Butler for 62 yards vs. S.F.
(1/4/03)	Artie Ulmer for 1 yd at G.B. in NFC W.C.

ALL-TIME BLOCKED FIELD GOAL FOR T.D.

Date	Play
(10/12/95)	Kevin Ross for 83 yards at Stl.
(10/16/05)	Demorrio Williams for 59 yards at N.O.

ALL-TIME KICKOFF RETURN FOR TOUCHDOWN

Date	Play
(9/17/67)	Ron Smith for 99 yards at Bal.
(11/16/69)	Mal Snider for 48 yards vs. Chi.
(12/17/78)	Dennis Pearson for 100 yards at Stl.
(10/20/85)	Cliff Austin for 94 yards vs. N.O.
(12/20/87)	Sylvester Stamps for 97 yards vs. S.F.

ALL-TIME LISTS

(12/30/90) Keith Jones for 76 yards vs. Dal.
 (10/13/91) Deion Sanders for 100 yards vs. S.F.
 (10/13/92) Deion Sanders for 99 yards at Was.
 (11/21/92) Deion Sanders for 73 yards at Buf.
 (9/27/93) Tony Smith for 97 yards vs. Pitt.
 (11/30/97) Byron Hanspard for 93 yards at Sea.
 (12/7/97) Byron Hanspard for 99 yards at S.D.
 (10/4/98) Tim Dwight for 93 yards vs. Car.
 (9/10/00) Darrick Vaughn for 100 yards at Den.
 (10/15/00) Darrick Vaughn for 96 yards at Stl.
 (12/17/00) Darrick Vaughn for 88 yards at N.O.
 (1/6/02) Darrick Vaughn for 96 yards at Stl.
 (12/15/02) . Allen Rossum for 91 yards vs. Sea.
 (12/5/10) Eric Weems for 102 yards at T.B.
 *(1/15/11) Eric Weems for 102 yards vs. G.B.
 * 2010 Divisional Round Playoff Game

ALL-TIME PUNT RETURN FOR TOUCHDOWN

	Date	Play
(10/25/70)	Tom McCauley for 77 yards vs. N.O.	
(12/20/70)	. . . John Mallory for 75	
	yards vs. Min.	
(9/29/74)	Gerald Tinker for 72 yards vs. N.O.	
(10/23/83)	Billy Johnson for 71 yards at NYJ	
(9/10/89)	Deion Sanders for 68 yds. vs. LA Rams	
(10/28/90)	Deion Sanders for 79 yards vs. Cin.	
(10/12/95)	Eric Metcalf for 66 yards at Stl.	
(12/12/99)	Winslow Oliver for 58 yards at S.F..	
(1/3/00)	Tim Dwight for 70 yards vs. S.F.	
(10/1/00)	Tim Dwight for 70 yards at Phi.	
(11/23/03)	Allen Rossum for 59 yards vs. Tenn.	
(10/24/04)	Allen Rossum for 75 yards at K.C.	
(11/23/08)	Harry Douglas for 61 yards vs. Car.	
(1/2/11)	Eric Weems for 55 yards vs. Car.	
(9/18/14)	Devin Hester for 62 yards vs T.B.	

TOP PERFORMANCES

RUSHING YARDAGE

220	Michael Turner vs. Det., (22 att) ... (9/7/08)
208	Michael Turner vs. Stl., (25 att) ... (12/28/08)
202	Gerald Riggs vs. N.O., (35 att) ... (9/2/84)
197	Gerald Riggs vs. K.C., (26 att) ... (12/8/85)
192	Erric Pegram vs. S.F., (27 att) ... (9/19/93)
188	Jamal Anderson at Stl., (31 att) ... (11/29/98)
180	Erric Pegram at Cin., (37 att) ... (12/26/93)
178	Warrick Dunn at NYG., (25 att) ... (11/9/03)
173	Michael Vick at Min., (10 att) ... (12/1/02)
172	Michael Turner vs. T.B., (17 att) ... (1/1/12)
172	Jamal Anderson vs. Stl., (22 att) ... (11/1/98)
172	Gerald Riggs vs. Mia., (33 att) ... (11/30/88)
167	William Andrews vs. N.O., (30 att) (9/2/79)
166	Michael Turner vs. Was., (18 att) ... (11/8/09)
166	Michael Vick vs. N.O., (12 att) ... (11/26/06)
162	Warrick Dunn at N.O., (21 att) ... (11/16/03)
162	Jamal Anderson vs. Stl., (20 att) ... (11/2/97)
162	Steve Broussard vs. Was., (26 att) (12/19/93)
161	William Andrews vs. Mia., (21 att) ... (12/10/83)
161	Dave Hampton vs. L.A., (29 att) ... (10/1/72)
158	Gerald Riggs vs. N.O., (39 att) ... (12/22/85)
158	William Andrews vs. Buf., (28 att) (12/17/83)
155	Warrick Dunn vs. NYJ., (24 att) ... (10/24/05)
155	Mike Rozier vs. Dal., (21 att) ... (10/30/90)
153	D. Freeman vs. Was., (27 att) ... (12/30/90)
152	D. Freeman at N.O., (14 att) ... (9/26/16)
152	Michael Turner vs. T.B., (32 att) ... (12/14/08)
152	Jamal Anderson at Arz., (33 att) ... (12/21/97)
151	Michael Turner at N.O., (20 att) ... (11/2/09)
150	William Andrews vs. Phi., (25 att) (10/2/83)
150	William Andrews vs. Det., (32 att) (9/18/83)
148	Maurice Smith vs. Dal., (27 att) ... (11/11/01)
148	Jamal Anderson at N.O., (27 att) (12/13/98)
147	Jason Snelling at T.B., (25 att) ... (1/3/10)
147	Jamal Anderson at Det., (30 att) (12/20/98)
146	Warrick Dunn vs. NYG., (14 att) ... (10/15/06)
145	Lynn Cain vs. LA Rams (35 att) ... (10/7/84)
142	Warrick Dunn at N.O., (23 att) ... (10/27/02)
141	D. Freeman at Dal., (30 att) ... (9/27/15)
141	Michael Vick vs. Car., (14 att) ... (12/7/03)
141	Gerald Riggs vs. LA Rams, (35 att) ... (10/12/86)
140	Michael Turner at Cle., (19 att) ... (10/10/10)
139	D. Freeman vs. S.F., (20 att) ... (12/18/16)
139	Michael Turner at Car., (27 att) ... (10/16/11)
139	Michael Turner at Oak. (30 att) ... (11/2/08)
139	Gerald Riggs vs. Sea., (23 att) ... (10/13/85)
136	Gerald Riggs vs. S.F., (28 att) ... (9/30/84)
136	Gerald Riggs vs. Ind., (30 att) ... (12/7/86)
135	Dave Hampton vs. Stl., (23 att) ... (9/21/75)
134	Warrick Dunn vs. T.B., (21 att) ... (9/17/06)
134	Warrick Dunn vs. Car., (28 att) ... (12/18/04)
134	Gerald Riggs vs. Was., (27 att) ... (11/5/84)
133	Gerald Riggs vs. S.F., (30 att) ... (12/2/84)
132	Warrick Dunn at Car., (29 att) ... (9/10/06)

132	Warrick Dunn at Sea., (25 att) ... (1/2/04)
132	Warrick Dunn vs. Det., (30 att) ... (12/22/02)
132	Jamal Anderson vs. N.O., (25 att) (10/18/98)
131	Michael Turner at Stl., (28 att) ... (11/21/10)
131	Gerald Riggs vs. Det., (27 att) ... (9/8/85)
131	William Andrews vs. S.D., (21 att) (12/2/79)
129	Jason Snelling vs. Arz., (24 att) ... (9/19/10)
129	Warrick Dunn at Pitt., (20 att) ... (11/10/02)
129	Gerald Riggs vs. Phi., (27 att) ... (11/10/85)
129	William Andrews vs. G.B., (20 att) ... (11/27/83)
129	Haskel Stanback vs. N.O., (22 att) ... (12/18/77)
129	Gerald Riggs vs. T.B., (27 att) ... (9/28/86)
128	Erric Pegram at LA Rams, (27 att) ... (11/14/93)
127	Michael Vick vs. T.B., (14 att) ... (9/17/06)
127	Gerald Riggs vs. Was., (22 att) ... (11/3/85)
127	Gerald Riggs vs. Dal., (24 att) ... (10/27/85)
127	Jim Butler vs. S.F., (17 att) ... (10/4/70)
126	Warrick Dunn vs. Min., (18 att) ... (10/02/05)
126	William Andrews vs. S.F., (28 att) ... (9/25/83)
125	William Andrews vs. N.E., (25 att) ... (10/30/83)
125	John Settle vs. Den., (25 att) ... (10/16/88)
124	William Andrews vs. N.E., (19 att) (9/14/80)
123	Jamal Anderson at S.F., (13 att) ... (9/27/98)
123	Erric Pegram at N.O., (34 att) ... (10/24/93)
123	Gerald Riggs vs. LA Rams, (41 att) ... (11/17/85)
123	Lynn Cain vs. Min., (24 att) ... (9/7/80)
123	Woody Thompson vs. N.O., (24 att) (11/20/77)
122	Jamal Anderson vs. Ind., (30 att) ... (12/6/98)
122	Michael Turner at Det., (25 att) ... (10/23/11)
121	Michael Turner vs. Cin., (23 att) (10/24/10)
121	Michael Turner at G.B., (26 att) ... (10/5/08)
121	William Andrews vs. Phi., (24 att) (9/10/79)
120	Michael Turner at S.D., (31 att) ... (11/30/08)
120	Craig Heyward vs. NYJ., (19 att) ... (9/24/95)
120	Gerald Riggs vs. Was., (23 att) ... (9/20/87)
120	Gerald Riggs vs. Hou., (25 att) ... (9/23/84)
119	Jamal Anderson at Det., (25 att) ... (11/12/00)
119	William Andrews vs. Rams, (21 att) ... (11/21/82)
119	William Andrews vs. Rams, (21 att) ... (10/11/81)
119	Gerald Riggs vs. Dal., (30 att) ... (12/6/87)
117	Michael Turner vs. Car., (24 att) ... (11/23/08)
117	Warrick Dunn vs. Arz., (20 att) ... (9/26/04)
117	Jamal Anderson vs. Car., (31 att) ... (10/4/98)
117	Craig Heyward vs. Stl., (20 att) ... (11/19/95)
117	Junior Coffey vs. Cle., (17 att) ... (10/30/66)
116	D. Freeman at Ten., (25 att) ... (10/25/15)
115	Michael Vick at Den., (12 att) ... (10/31/04)
115	William Andrews vs. Stl., (20 att) (11/9/80)
115	William Andrews vs. Rams, (23 att) ... (12/14/81)
115	Gerald Riggs vs. S.F., (19 att) ... (9/18/88)
115	John Settle vs. Sea., (21 att) ... (10/2/88)
115	Mike Rozier vs. T.B., (23 att) ... (12/2/90)
114	Michael Turner vs. Phi., (21 att) ... (9/18/11)
114	Michael Turner at N.O., (30 att) ... (9/26/10)
114	Jim Butler vs. N.O., (20 att) ... (10/24/71)

TOP PERFORMANCES

113	Gerald Riggs vs. Hou., (21 att) ... (10/25/87)
112	Michael Turner at Car., (28 att) . (12/12/10)
112	Gerald Riggs vs. Cin., (23 att)..... (11/15/87)
112	Haskel Stanback vs. T.B., (23 att) (9/24/78)
111	Michael Turner at Car., (9 att) ... (11/15/09)
111	William Andrews vs. Rams, (20 att) . (10/26/80)
111	William Andrews vs. Was., (24 att) ... (11/30/80)
111	Gerald Riggs vs. Stl., (29 att) (9/14/86)
110	Michael Turner vs. G.B., (23 att) . (11/28/10)
110	Jamal Anderson vs. NYG, (29 att) . (10/11/98)
110	Gerald Riggs vs. Chi., (30 att) ... (11/24/85)
109	Michael Vick vs. Stl., (12 att) (9/19/04)
109	Jamal Anderson vs. Car., (22 att) . (11/3/96)
109	Gerald Riggs vs. Dal., (25 att) . (9/21/86)
108	Jamal Anderson at Car., (14 att) ... (9/1/96)
108	William Andrews vs. S.F., (24 att) . (12/19/82)
108	Gerald Riggs vs. Stl., (29 att) (9/14/86)
107	Michael Turner vs. T.B., (24 att) (11/7/10)
107	Jerious Norwood at Was., (9 att) (12/3/06)
107	Jamal Anderson vs. K.C., (28 att) . (12/24/00)
107	Sonny Collins vs. S.F., (31 att) (11/14/76)
106	Jerious Norwood vs. Arz., (6 att) . (10/1/06)
106	Dave Hampton vs. Den., (26 att) (11/23/75)
105	Michael Turner vs. Car., (28 att) . (9/20/09)
105	William Andrews vs. S.F., (18 att) (12/4/80)
104	Michael Turner vs. K.C., (23 att) . (10/21/08)
104	Jamal Anderson at N.E., (32 att) . (11/8/98)
104	Michael Vick at NYG, (15 att) ... (11/21/04)
104	Bubba Bean vs. Rams, (17 att) (11/19/79)
104	Cliff Austin vs. N.O., (27 att) (9/7/86)
104	Steve Broussard vs. S.F., (10 att) . (10/13/91)
104	Dave Hampton vs. N.O., (19 att) . (9/16/73)
103	Michael Turner vs. Car., (13 att) . (9/30/12)
103	Warrick Dunn vs. Oak., (25 att) (12/12/04)
103	Jamal Anderson vs. Mia., (18 att) (12/27/98)
103	Jamal Anderson at Det., (16 att) . (10/6/96)
103	Art Malone vs. Rams, (18 att) (10/1/72)
102	Michael Turner vs. Phi., (20 att) (11/4/12)
102	Byron Hanspard vs Arz., (26 att) (12/26/99)
102	Craig Heyward at N.O., (25 att) . (9/17/95)
102	Lynn Cain vs. Det., (21 att) (10/5/80)
102	John Settle vs. N.O., (10 att) (9/1/88)
102	Mike Rozier vs. Rams, (21 att) . (12/23/90)
101	Michael Vick vs. Arz., (11 att) (10/1/06)
101	Warrick Dunn vs. Sea., (20 att) . (12/15/02)
101	William Andrews vs. Phi., (18 att) . (12/7/80)
101	William Andrews vs. Hou., (25 att) . (11/19/81)
101	Dave Hampton vs. N.O., (25 att) . (10/5/75)
101	Steve Broussard vs. S.D., (20 att) . (9/15/91)
101	Steven Jackson vs. Ari., (20 att) . (9/30/14)
100	D. Freeman at N.O., (13 att) (10/15/15)
100	Michael Turner vs. Ten., (21 att) . (11/20/11)
100	Michael Turner at Chi., (10 att) (9/11/11)
100	Warrick Dunn at N.O., (22 att) . (10/16/05)
100	T. J. Duckett at Car., (14 att) (9/28/030)
100	Jamal Anderson vs. S.F., (31 att) . (11/15/98)
100	Sonny Collins vs. Sea., (17 att) (11/7/76)

100	William Andrews vs. S.F., (21 att) (9/28/80)
100	Warrick Dunn vs. S.F., (27 att) (11/4/07)

RECEIVING YARDAGE

300	Julio Jones vs. Car (12 rec) (10/02/16)
259	Julio Jones at G.B., (11 rec) (12/8/14)
210	Roddy White at S.F., (8 rec) (10/11/09)
201	Roddy White vs. Cin., (11 rec).... (10/24/10)
198	Terance Mathis at N.O., (6 rec) .. (12/13/98)
193	Andre Rison at Det., (14 rec) (9/4/94)
193	Alfred Jackson vs. S.F., (11 rec).... (12/2/84)
190	Michael Haynes vs. Was., (6 rec).... (12/17/89)
190	Ken Burrow vs. Det., (6 rec) (10/3/71)
190	Ken Burrow vs. N.O., (8 rec) (12/19/71)
189	Julio Jones vs Ari., (10 rec) (11/30/14)
187	Michael Haynes vs. N.O., (6 rec) . (11/24/91)
184	Terance Mathis vs. Rams, (10 rec) (11/19/95)
182	Julio Jones vs. STL (11 rec) (9/15/13)
182	Quentin McCord vs. Det., (7 rec) (12/22/02)
182	Michael Haynes vs. N.O., (7 rec) . (9/12/93)
179	Alfred Jenkins vs. N.O., (5 rec) (11/1/81)
178	Julio Jones vs. Car, (9 rec) (12/27/15)
177	Andre Rison vs. Chi., (10 rec) (9/27/92)
174	Julio Jones vs. S.D., (9 rec) (20/23/16)
173	Bert Emanuel vs. Rams, (9 rec) . (12/15/96)
172	Andre Rison vs. S.F., (9 rec) (10/14/90)
169	Roddy White vs. Car., (8 rec) (9/30/12)
169	Stacey Bailey vs. Dal., (4 rec) (9/25/88)
168	Peerless Price vs. Min., (12 rec) ... (10/5/03)
166	Terance Mathis at Pitt., (12 rec) . (10/25/99)
164	Julio Jones at Car., (12 rec) (9/27/15)
164	Roddy White at N.O., (10 rec) (12/7/08)
164	Ken Burrow vs. S.F., (5 rec) (10/28/73)
163	Terance Mathis at Den., (8 rec) . (10/20/94)
162	Julio Jones vs. T.B., (12 rec) (11/1/15)
162	Tim Dwight vs. S.F., (7 rec) (1/3/00)
161	Andre Rison vs. Rams, (5 rec) (10/21/90)
161	Julio Jones vs T.B., (9 rec) (9/18/14)
160	Julio Jones vs. Ind., (9 rec) (11/22/15)
159	Stacey Bailey vs. Was., (9 rec) (12/4/83)
158	Stacey Bailey vs. Rams, (7 rec) ... (10/7/84)
155	Eric Metcalf at N.O., (11 rec) (9/17/95)
154	Andre Rison vs. N.O., (10 rec) (10/7/90)
153	Roddy White at Det., (8 rec) (12/22/12)
153	Billy Johnson vs. N.O., (11 rec) . (10/20/85)
153	Wallace Francis vs. NYG, (7 rec) . (10/1/78)
152	Alfred Jenkins vs. Was., (7 rec) ... (9/25/77)
149	Harry Douglas vs. TB, (7 rec.) ... (10/20/13)
149	Tony Gonzalez vs. NE (12 rec.) ... (9/29/13)
148	Shawn Jefferson vs. S.F., (7 rec) . . (9/3/00)
148	Wallace Francis vs. S.F., (4 rec) . (12/14/80)
148	Michael Haynes vs. Dal., (5 rec) (12/22/91)
147	Julio Jones at T.B. (6 rec) (11/25/12)
147	Andre Rison vs. T.B., (11 rec) (12/31/93)
147	Alfred Jenkins vs. S.F., (7 rec).... (12/14/75)
147	Roddy White vs. Ten., (7 rec) (11/20/11)
146	Roddy White at Stl., (10 rec) (12/2/07)

TOP PERFORMANCES

146	Floyd Dixon vs. Phi., (8 rec.) (10/5/86)	122	Eric Metcalf at Cin., (9 rec.) (11/24/96)
144	Alex Hawkins vs. Phi., (9 rec.) (9/18/66)	122	Alfred Jenkins vs. Rams, (7 rec.) . . . (11/5/72)
143	Roddy White at Buf., (10 rec.) (12/1/13)	121	Harry Douglas at ARZ, (12 rec.) . . . (10/27/13)
143	Jim Mitchell vs. LA Rams, (4 rec.) . . . (9/26/71)	121	Bert Emanuel at T.B., (9 rec.) (10/22/95)
141	Julio Jones vs. Phi., (9 rec.) (9/14/15)	120	Andre Rison vs. Rams, (5 rec.) . . . (11/14/93)
141	Roddy White at SF, (12 rec.) (12/23/13)	120	Wes Chesson vs. Rams, (7 rec.) . . . (11/5/72)
141	Roddy White at Arz., (12 rec.) (10/23/07)	120	Paul Flatley vs. Phi., (4 rec.) (12/14/69)
140	Roddy White at T.B., (9 rec.) (9/25/11)	120	Roddy White vs. Min., (10 rec.) . . . (11/27/11)
140	Tony Martin vs. Ind., (7 rec.) (12/6/98)	119	Julio Jones at T.B., (8 rec.) (11/9/14)
140	Stacey Bailey vs. Phi., (8 rec.) (12/16/84)	119	Roddy White vs. K.C., (5 rec.) (9/21/08)
139	Julio Jones at Sea, (7 rec.) (10/16/16)	119	Charlie Brown vs. N.O., (7 rec.) (9/7/86)
139	Roddy White vs. Buf., (8 rec.) (12/27/09)	118	Julio Jones at Jax, (9 rec.) (12/20/15)
138	Roddy White vs. Bal., (12 rec.) (11/11/10)	118	Roddy White vs. Dal., (7 rec.) (11/4/12)
138	Wallace Francis vs. Den., (8 rec.) . . . (9/16/79)	118	Alge Crumpler vs. T.B., (4 rec.) . . . (11/14/04)
137	Julio Jones at S.F., (10 rec.) (11/8/15)	118	Andre Rison at N.O., (8 rec.) (11/13/94)
136	Bert Emanuel vs. Arz., (4 rec.) (12/24/94)	117	Roddy White at Car., (9 rec.) (12/9/12)
136	Billy Johnson vs. Raid., (6 rec.) (12/1/85)	117	Alge Crumpler vs. Pitt., (4 rec.) . . . (10/22/06)
136	Alfred Jenkins vs. Cle., (6 rec.) (9/27/81)	117	Terance Mathis at N.E., (8 rec.) . . . (11/8/98)
136	Alfred Jenkins vs. Mia., (4 rec.) (9/21/80)	117	Junior Miller vs. N.E., (8 rec.) (9/14/80)
135	Julio Jones at Phi, (135 rec.) (11/13/16)	116	Harry Douglas vs. Ari., (9 rec.) . . . (11/30/14)
135	Julio Jones at NYG, (13 rec.) (9/20/15)	116	Julio Jones vs N.O., (7 rec.) (9/7/14)
135	Roddy White vs. Jax., (10 rec.) (12/15/11)	116	Tony Martin vs. N.O., (7 rec.) (10/18/98)
134	Harry Douglas at G.B., (6 rec.) (11/17/13)	116	Bert Emanuel vs. Min., (9 rec.) (9/8/96)
134	Alfred Jenkins vs. S.F., (7 rec.) (11/8/81)	116	Billy Johnson vs. Det., (8 rec.) (9/9/84)
133	Harry Douglas vs. N.O., (8 rec.) (11/13/11)	115	Julio Jones at Mia, (9 rec.) (9/22/13)
132	Tevin Coleman at Den., (4 rec.) (10/09/16)	115	Julio Jones at T.B., (6 rec.) (9/25/11)
132	Roddy White at G.B., (8 rec.) (10/5/08)	115	Aubrey Matthews vs. Stl., (7 rec.) . . . (11/29/87)
132	William Andrews vs. Stl., (8 rec.) . . . (10/18/81)	114	Roddy White at N.O., (7 rec.) (11/11/12)
131	Harry Douglas vs. Pit., (10 rec.) . . . (12/14/14)	114	Brian Finneran at Min., (5 rec.) (12/1/02)
131	Julio Jones at Ind., (3 rec.) (11/6/11)	113	Julio Jones vs. K.C., (7 rec.) (12/4/16)
131	Shawn Jefferson at Pitt., (9 rec.) . . . (11/10/02)	113	Roddy White at Phi., (8 rec.) (10/21/08)
131	Alfred Jenkins vs. N.O., (7 rec.) (9/2/79)	113	Alfred Jackson vs. S.F., (4 rec.) . . . (11/22/78)
130	Terance Mathis at S.F., (7 rec.) (9/27/98)	113	Michael Haynes vs. T.B., (5 rec.) . . . (12/13/92)
129	Julio Jones vs. Dal., (5 rec.) (11/4/12)	113	Paul Flatley vs. Rams, (6 rec.) (9/28/69)
129	Warrick Dunn vs. Ten., (9 rec.) (10/23/03)	112	Roddy White at S.D., (6 rec.) (11/30/08)
129	Alfred Jenkins vs. Den., (5 rec.) (9/16/79)	112	Roddy White vs. Chi., (9 rec.) (10/12/08)
128	Julio Jones at N.O., (8 rec.) (12/26/11)	112	Charlie Brown vs. NYJ, (6 rec.) (11/9/86)
128	Terance Mathis at S.F., (7 rec.) (12/4/94)	112	Michael Haynes vs. Rams, (6 rec.) . . . (12/8/91)
128	George Thomas vs. Min., (7 rec.) . . . (9/8/91)	111	Aldrick Robinson vs. S.F., (4 rec.) (12/18/16)
128	Andre Rison vs. S.F., (11 rec.) (9/23/90)	111	Julio Jones vs. T.B., (8 rec.) (11/03/16)
127	Roddy White at N.O., (11 rec.) (12/26/11)	111	Roddy White at Pitt., (13 rec.) (9/12/10)
127	Julio Jones at Sea., (11 rec.) (10/2/11)	111	Jim Mitchell vs. N.O., (7 rec.) (9/16/73)
127	Roddy White vs. Car., (7 rec.) (9/23/07)	110	Tony Gonzalez at N.O., (8 rec.) (9/26/10)
126	Shawn Collins vs. G.B., (5 rec.) (10/1/89)	110	Roddy White at N.O., (8 rec.) (10/21/07)
125	Terance Mathis at N.O., (10 rec.) . . . (9/13/94)	110	Billy Johnson vs. Den., (7 rec.) (9/22/85)
124	Terance Mathis vs. Phi., (10 rec.) . . . (11/27/94)	110	Paul Gibson vs. Rams, (5 rec.) (11/22/70)
124	Andre Rison vs. G.B., (8 rec.) (12/1/91)	110	Lynn Cain vs. Oak., (6 rec.) (10/24/79)
123	Roddy White vs. Arz., (8 rec.) (11/18/12)	110	Charlie Brown vs. T.B., (7 rec.) (9/28/86)
123	Julio Jones at Phi, (5 rec.) (10/28/12)	110	Michael Haynes vs. Rams, (4 rec.) . . . (10/27/91)
123	Tony Gonzalez at Wsh., (13 rec.) . . . (10/7/12)	109	Shawn Jefferson at Oak., (7 rec.) . . . (11/26/00)
123	Terance Mathis at Car., (4 rec.) (9/1/96)	109	Tony Martin at N.O., (8 rec.) (12/13/98)
123	Terance Mathis vs. K.C., (13 rec.) . . . (9/18/94)	109	Bert Emanuel at Rams, (4 rec.) (11/10/96)
123	Andre Rison vs. Rams, (12 rec.) (9/11/94)	109	Stacey Bailey vs. N.O., (7 rec.) (10/9/83)
123	Alfred Jackson vs. Det., (5 rec.) (9/18/83)	109	Milton Barney vs. Rams, (6 rec.) . . . (10/18/87)
122	Tony Gonzalez at N.O. (11 rec.) (11/11/12)	109	Alfred Jackson vs. Pitt., (5 rec.) (11/15/81)

TOP PERFORMANCES

109	Jim Mitchell vs. Rams, (7 rec) (12/1/74)
108	Julio Jones vs. NE (6 rec) (9/29/13)
108	Julio Jones at K.C. (6 rec) (9/9/12)
108	Roddy White at N.O., (4 rec) (11/2/09)
108	Roddy White vs. T.B., (4 rec) (11/20/05)
108	Maurice Smith at Arz., (2 rec) (9/30/01)
108	Bert Emanuel vs. Stl., (6 rec) (11/2/97)
108	Wallace Francis vs. Rams, (10 rec) (12/9/79)
108	Arthur Cox vs. NYJ, (4 rec) (11/9/86)
107	Julio Jones at N.O., (7 rec) (12/21/14)
107	Terance Mathis at Car., (8 rec) (10/26/97)
107	Andre Rison vs. S.F., (6 rec) (12/11/93)
107	Drew Hill vs. Rams, (8 rec) (12/27/92)
107	Billy Ryckman vs. Chi., (8 rec) (11/19/78)
106	Julio Jones at Oak., (5 rec) (9/18/16)
106	Andre Rison vs. Det., (6 rec) (9/5/93)
106	Stacey Bailey vs. Phi., (7 rec) (10/2/83)
106	Stacey Bailey vs. Rams, (6 rec) . . (10/16/83)
106	William Andrews vs. Den., (3 rec) . . (12/5/82)
106	Alfred Jenkins vs. Oak., (4 rec) . . (11/30/75)
106	Alfred Jenkins vs. Den., (6 rec) . . (11/23/75)
106	John Settle vs. S.D., (10 rec) (11/13/88)
106	Eric Metcalf at T.B., (4 rec) (10/22/95)
105	Julio Jones at N.Y.G., (11 rec) (10/5/14)
105	Tony Martin vs. Mia., (3 rec) (12/27/98)
105	Floyd Dixon vs. Was., (5 rec) (9/20/87)
105	Alfred Jenkins vs. NYG, (6 rec) (11/11/79)
105	Harmon Wages vs. N.O., (3 rec) . . (12/7/69)
105	Michael Haynes vs. Was., (2 rec) . . (11/10/91)
105	Mike Pritchard vs. Dal., (9 rec) . . (12/21/92)
104	Roddy White vs. Car., (4 rec) (12/28/14)
104	Julio Jones at Car., (3 rec) (12/11/11)
104	Roddy White vs. S.F., (7 rec) (10/3/10)
104	Roddy White vs. Phi., (9 rec) (12/6/09)
104	Roddy White vs. Ind., (1 rec) (11/22/07)
104	Roddy White vs. Dal., (3 rec) (12/16/06)
104	Alge Crumpler vs. Det., (4 rec) . . (11/24/05)
104	Brian Finneran at Car., (5 rec) (11/24/02)
104	Bert Emanuel at N.O., (6 rec) (9/17/95)
104	Bert Emanuel vs. Det., (7 rec) (11/5/95)
104	Billy Johnson vs. S.F., (6 rec) (11/20/83)
103	L. Hankerson vs. Hou., (6 rec) (10/4/15)
103	Jacob Tamme vs. T.B., (10 rec) (11/1/15)
103	Brian Finneran vs. N.E., (5 rec) (10/9/05)
103	Alge Crumpler vs. N.O., (4 rec) . . (11/28/04)
102	Roddy White vs. Den., (8 rec) (9/17/12)
102	Roddy White vs. Den., (5 rec) (11/16/08)
102	Tim Dwight at Car., (5 rec) (11/28/99)
102	Terance Mathis at Car., (8 rec) (12/17/95)
102	Stacey Bailey vs. Min., (4 rec) (9/16/84)
102	Alfred Jenkins vs. N.O., (4 rec) (11/2/75)
102	Alfred Jenkins vs. Hou., (5 rec) . . (11/28/76)
102	Alfred Jenkins vs. Stl., (5 rec) (12/17/78)
101	Roddy White at Cle., (5 rec) (10/10/10)
101	Terance Mathis at Dal., (5 rec) . . (10/20/96)

101	Paul Flatley vs. Bal., (3 rec) (10/5/69)
101	Alfred Jenkins vs. G.B., (6 rec) . . . (12/12/76)
101	Alfred Jenkins vs. Stl., (4 rec) (10/18/81)
101	Michael Haynes vs. Dal., (5 rec) . . (12/21/92)
100	Roddy White at Bal., (9 rec) (10/19/14)
100	Tony Gonzalez at Hou., (7 rec) (12/4/11)
100	Trevor Gaylor vs. N.O., (3 rec) (11/17/02)
100	Tony Martin vs. Chi., (6 rec) (11/22/98)
100	Bert Emanuel at Buf., (6 rec) (11/12/95)
100	Andre Rison vs. Cle., (6 rec) (12/16/90)
100	Andre Rison vs. Mia., (7 rec) (10/11/92)

PASSING YARDAGE

448	Matt Ryan vs. Car (28-of-37) (10/02/16)
448	Matt Ryan vs. NE, (31-of-43) (9/7/14)
431	Chris Chandler vs. Buf., (28-of-40) . . (12/23/01)
421	Matt Ryan vs. NE, (34-of-54) (9/29/13)
416	Steve Bartkowski vs. Pitt., (33-of-50) (11/15/81)
411	Matt Ryan at N.O., (34-of-52) (11/11/12)
397	Matt Ryan vs. T.B., (37-of-45) (11/1/15)
396	Matt Ryan Oak., (23-of-34) (9/18/16)
386	Jeff George at N.O., (27-of-39) (9/17/95)
378	Steve Bartkowski vs. Stl., (31-of-47) . . (11/9/80)
375	Matt Ryan vs. NE, (24-of-39) (12/8/14)
375	Steve Bartkowski vs. Raid, (36-of-54) . . (9/19/82)
374	Matt Ryan vs. Stl, (33-of-43) (9/15/13)
374	Wade Wilson vs. Rams, (31-of-47) . . (12/27/92)
373	Matt Ryan at N.O., (34-of-52) (12/26/11)
371	Steve Bartkowski vs. Hou., (18-of-25) . . (11/29/81)
369	Matt Ryan at Car., (25-of-40) (9/30/12)
366	Steve Bartkowski vs. Det., (24-of-34) (9/18/83)
366	Chris Miller vs. N.O., (23-of-44) (10/7/90)
364	Jeff George vs. Phi., (26-of-46) (11/27/94)
363	Matt Ryan at NYG, (30-of-46) (9/20/15)
363	Bobby Hebert vs. Rams, (28-of-49) (12/15/96)
362	Jeff George vs. Det., (31-of-40) (11/5/95)
361	Matt Ryan vs. NE, (30-of-41) (11/30/14)
361	J. Harrington vs. Car., (31-of-44) (9/23/07)
353	Matt Ryan at T.B., (26-of-32) (11/25/12)
352	Doug Johnson vs. Min., (28-of-40) . . (10/5/03)
352	Chris Chandler at G.B., (29-of-50) . . (11/18/01)
352	Jeff George vs. Rams, (20-of-34) . . (11/19/95)
351	Matt Ryan vs. N.O., (29-of-52) . . (11/13/11)
351	Chris Miller vs. Chi., (30-of-48) (9/27/92)
350	Dave Archer vs. NYJ, (21-of-36) (11/9/86)
348	Matt Ryan at SF, (37-of-48) (12/23/13)
345	Matt Ryan at Wash., (34-of-52) (10/7/12)
345	Chris Chandler at N.O., (19-of-28) . . (12/13/98)
344	Matt Ryan T.B., (25-of-34) (11/03/16)
342	Matt Ryan at Car., (34-of-49) (12/9/12)
342	Matt Ryan vs. Dal., (24-of-34) (11/4/12)
340	Wade Wilson vs. Dal., (30-of-41) . . (12/21/92)
340	Chris Miller vs. Rams, (28-of-39) . . (10/8/89)
337	Michael Vick vs. Det., (20-of-38) . . (12/22/02)
337	Chris Miller vs. S.F., (25-of-41) (9/23/90)

TOP PERFORMANCES

335	Matt Ryan vs. Sea., (27-of-42) (10/16/16)
335	Erik Kramer vs. Rams, (27-of-46) (10/18/87)
334	Matt Ryan vs. T.B., (27-of-39) (9/11/16)
334	Chris Miller vs. Det., (37-of-66) (12/24/89)
332	Steve Bartkowski vs. Mia., (18-of-36) . (9/21/80)
331	Matt Ryan vs. N.O., (27-of-36) (1/1/17)
330	Matt Ryan at T.B., (26-of-47) (9/25/11)
329	Matt Ryan at S.F., (22-of-32) ... (10/11/09)
328	Jeff George at N.O., (29-of-49) . (11/13/94)
326	Steve Bartkowski vs. Den., (20-of-29) . (9/16/79)
325	Chris Miller vs. Dal., (19-of-39) . (12/22/91)
324	Wade Wilson vs. T.B., (19-of-26) (12/13/92)
322	Matt Ryan vs. NE, (30-of-40) (12/21/14)
320	Matt Ryan at Car., (22-of-38) (12/11/11)
319	Matt Ryan vs. NYJ, (36-of-45) .. (10/7/13)
319	Matt Ryan at Chi., (31-of-47) (9/11/11)
317	Bobby Hebert vs. Hou., (30-of-52) . (12/5/93)
316	Matt Ryan vs. NE, (29-of-45) (10/5/14)
316	Matt Ryan vs. Ten., (22-of-32) .. (11/20/11)
316	Matt Ryan vs. Bal., (32-of-50) (11/11/10)
315	Matt Ryan at N.O., (24-of-33) ... (12/7/08)
315	Chris Chandler at Car., (24-of-42) (11/28/99)
315	Chris Redman at Arz., (28-of-42) (12/23/07)
315	Bobby Hebert vs. Dal., (24-of-32) (11/21/93)
313	Steve Bartkowski vs. NYJ, (25-of-36) . (10/23/83)
312	Steve Bartkowski vs. N.O., (22-of-38) (9/2/79)
311	Matt Ryan at Buf., (28-of-47) (12/1/13)
311	Steve Bartkowski vs. NYG, (24-of-38) (10/25/81)
310	Matt Ryan vs. NE, (26-of-37) (12/14/14)
310	Jeff George at Car., (29-of-53) .. (12/17/95)
310	Chris Miller vs. Was., (17-of-35) (12/17/89)
309	Bob Berry vs. Det., (13-of-23) ... (10/3/71)
306	Matt Ryan vs. Car., (23-of-30) (12/27/15)
306	Michael Vick vs. T.B., (21-of-38) (11/20/05)
306	Chris Chandler vs. S.F., (19-of-37) . (1/3/00)
305	Steve Bartkowski vs. S.F., (19-of-37) (12/14/75)
304	Matt Ryan at NO, (25-of-38) (9/8/13)
304	Bobby Hebert at Cin., (23-of-40) (11/24/96)
304	Matt Ryan at S.F., (30-of-45) (11/8/15)
303	Chris Redman vs. N.O., (23-of-34) (12/13/09)
303	Mike Moroski vs. G.B., (22-of-35) (11/27/83)
302	Bob Berry vs. G.B., (28-of-44) ... (9/27/70)
301	Matt Ryan at Arz., (34 of 61) (10/27/13)
301	Matt Ryan vs. Arz., (28-of-46) . (11/18/12)
301	Matt Ryan vs. Chi., (22-of-30) . (10/12/08)
301	Bob Berry vs. Rams, (15-of-22) ... (9/26/71)
301	Steve Bartkowski vs. S.F., (28-of-39) ... (11/20/83)
300	Chris Miller vs. Min., (27-of-41) ... (9/8/91)

LONGEST PUNTS (65+ YARDS)

75	Harold Alexander vs. Chi. (10/3/93)
75	John James vs. Oak. (11/30/75)
72	John James vs. N.O. (9/16/73)
71	Rick Donnelly vs. NYJ. (11/9/86)
70	Michael Koenen at Car. (11/15/09)

70	Billy Lothridge vs. Cle. (10/27/68)
69	Matt Boshier at NYG (9/20/15)
68	Matt Boshier at Den. (10/9/16)
68	Rick Donnelly vs. Was. (11/3/85)
68	Rick Donnelly vs. Phi. (10/5/86)
67	Michael Koenen at Sea. (9/18/05)
67	John James vs. N.O. (10/31/76)
66	Matt Boshier vs. L.A. (12/11/16)
66	Matt Boshier vs. N.O. (9/7/14)
65	Michael Koenen at Cin. (10/29/06)
65	Rick Donnelly vs. Chi. (11/16/86)
65	Scott Fulhage vs. N.E. (10/15/89)

LONGEST RUNS FROM SCRIMMAGE (50+ YARDS)

90t	Warrick Dunn vs. NYG (10/15/06)
81t	Michael Turner vs. T.B. (1/1/12)
78t	Jerious Norwood vs. Arz. (10/1/06)
75	Devonta Freeman vs. N.O. (1/1/17)
77	Byron Hanspard vs. Oak. (9/14/97)
70	Michael Turner vs. Stl. (12/28/08)
69t	Jerious Norwood at Was. (12/3/06)
69t	Warrick Dunn vs. N.O. (10/19/03)
67t	Jerious Norwood vs. NYG. (10/15/07)
67	Mike Rozier vs. Dal. (12/30/90)
66t	Michael Turner at Det. (9/7/08)
66t	Harmon Wages vs. N.O. (12/7/69)
65	Warrick Dunn vs. NYJ. (10/24/05)
65	Ernie Wheelwright vs. Rams (9/11/66)
62	John Settle vs. N.O. (9/11/88)
61	Michael Turner vs. Phi. (9/18/11)
60t	Jim Butler vs. Det. (12/8/68)
60t	Bubba Bean vs. T.B. (11/4/79)
60	Warrick Dunn vs. Arz. (9/26/04)
59	Warrick Dunn at Buf. (9/25/05)
59t	Haskel Stanback at Pitt. (11/10/02)
58t	Michael Turner vs. Was. (11/8/09)
58	Michael Vick vs. Arz. (9/26/04)
58	Maurice Smith vs. N.E. (11/4/01)
57	Byron Hanspard vs. Den. (9/28/97)
57	Gerald Riggs vs. N.O. (9/2/84)
56	Warrick Dunn at N.O. (10/27/02)
56	Dave Hampton vs. Rams. (10/1/72)
55	Tevin Coleman at Car. (12/24/16)
55	Steven Jackson vs. Ari. (11/30/14)
55	Michael Turner at Cle. (10/10/10)
55	T.J. Duckett vs. Min. (10/5/03)
55t	Haskel Stanback vs. Det. (9/23/79)
54	Warrick Dunn at N.O. (11/16/03)
53	Michael Turner at Chi. (9/11/11)
53	Bob Christian at Car. (11/25/01)
53	Byron Hanspard vs. Phi. (12/14/97)
51	Michael Vick vs. N.O. (11/26/06)
50	Steven Jackson at NO. (9/8/13)
50	Michael Turner at Det. (10/23/11)

TOP PERFORMANCES

- 50 Gerald Riggs vs. K.C. (12/8/85)
50t Steve Broussard vs. Cin. (10/28/90)

LONGEST PASS COMPLETIONS (75+ YARDS)

- 98t Bobby Hebert to Michael Haynes
vs. N.O. (10/12/93)
94t Chris Chandler to Jamal Anderson
vs. Car. (9/23/01)
90t Matt Ryan to Roddy White
at S.F. (10/11/09)
89t Chris Miller to Michael Haynes
vs. Was. (9/13/92)
88t Bob Berry to Harmon Wages
vs. N.O. (12/7/69)
86t Doug Johnson to Warrick Dunn
vs. Ten. (11/23/03)
86t Steve Bartkowski to William Andrews
vs. Den. (12/5/82)
85t Jeff George to Bert Emanuel
vs. Arz. (12/24/94)
84 Bob Berry to Ken Burrow
vs. N.O. (12/19/71)
82t Randy Johnson to Ray Ogden
vs. S.F. (12/10/67)
**81t Matt Ryan to Julio Jones
vs. Stl. (9/15/13)**
81 Jeff George to Terance Mathis
at S.F. (12/4/94)
81t Steve Bartkowski to Wallace Francis
vs. S.F. (12/14/80)
**80t Matt Ryan to Harry Douglas
at TB. (11/17/13)**
**80t Matt Ryan to Julio Jones
at T.B. (11/25/12)**
**80t Matt Ryan to Julio Jones
at Ind. (11/6/11)**
80t Chris Miller to Michael Haynes
vs. N.O. (11/24/91)
**79t Matt Ryan to Julio Jones
at G.B. (12/8/14)**
79t Chris Chandler to Maurice Smith
at Arz. (9/30/01)
78t Chris Chandler to Terance Mathis
vs. S.F. (11/15/98)
**75t Matt Ryan to Taylor Gabriel
at Phi. (11/13/16)**
76t Steve Bartkowski to Floyd Hodge
vs. S.F. (9/25/83)
**75t Matt Ryan to Julio Jones
vs. Car. (10/2/16)**
**75t Matt Ryan to Julio Jones
at Car. (12/11/11)**
75t Tom Moore to Tommy McDonald
vs. Bal. (11/12/67)
75t Chris Miller to Andre Rison

- vs. S.F. (10/14/90)
75t Billy Joe Tolliver to Michael Haynes
vs. Was. (11/10/91)

LONGEST FIELD GOALS (50+ YARDS)

- 59 Matt Bryant vs. K.C. (12/4/16)**
59 Morten Andersen vs. S.F. (12/24/95)
58 Michael Koenen vs. N.E. (10/9/05)
55 Matt Bryant vs. N.O. (11/29/12)
55 Matt Bryant vs. Oak. (10/14/12)
55 Jay Feely, at Arz. (9/30/01)
55 Morten Andersen at N.O. (10/12/97)
55 Morten Andersen vs. N.O. (12/10/95)
54 Matt Bryant vs. Chi. (10/12/14)
54 Shayne Graham vs. Car. (12/27/15)
54 Morten Andersen at Dal. (10/20/96)
54 Morten Andersen vs. N.E. (10/1/95)
54 Norm Johnson vs. Det. (9/5/93)
54 Norm Johnson vs. NYJ (9/6/92)
54 Norm Johnson vs. N.E. (11/29/92)
54 Paul McFadden vs. Buf. (11/5/89)
53 Matt Bryant vs. Car. (10/2/16)
53 Matt Bryant vs. Cle. (11/23/14)
53 Matt Bryant vs. Sea. (11/10/13)
53 Matt Bryant at Wsh. (10/7/12)
53 Morten Andersen at NYJ (10/25/98)
53 Greg Davis vs. Phi. (11/18/90)
54 Shayne Graham at T.B. (12/6/15)
52 Matt Bryant vs. Chi. (10/12/14)
52 Matt Bryant vs. N.O. (9/7/14)
52 Matt Bryant at Mia. (9/22/13)
52 Jay Feely, at G.B. (9/8/02)
52 Jay Feely, vs. Buf. (12/23/01)
52 Morten Andersen vs. S.F. (12/24/95)
52 Norm Johnson vs. Mia. (10/11/92)
52 Greg Davis vs. G.B. (11/6/88)
52 Mick Luckhurst vs. Sea. (10/13/85)
52 Mick Luckhurst vs. Rams. (10/7/84)
52 Nick Mike-Mayer vs. S.F. (10/28/73)
51 Matt Bryant at Car. (12/24/16)
51 Matt Bryant vs. N.O. (9/7/14)
51 Matt Bryant vs. Wsh. (12/15/13)
51 Matt Bryant vs. Arz. (11/18/12)
51 Matt Bryant at N.O. (12/26/11)
50 Matt Bryant vs. S.F. (12/18/16)
50 Matt Bryant vs. at T.B. (11/3/16)
50 Matt Bryant at N.O. (12/21/14)
50 Matt Bryant at G.B. (12/8/14)
50 Matt Bryant at Sea. (10/2/11)

LONGEST INTERCEPTION RETURNS (60+ YARDS)

- 101t Tom Pridemore vs. S.F. (9/20/81)
95t Chevis Jackson vs. N.O. (11/9/08)

TOP PERFORMANCES

90t	Deion Jones at N.O.	(9/26/16)
90t	Ken Reaves vs. LA Rams	(10/20/68)
87t	Rolland Lawrence vs. Oak.	(11/30/75)
85	Aaron Beasley at S.F.	(9/12/04)
82t	Deion Sanders vs. Hou.	(9/9/90)
81t	Rolland Lawrence vs. S.D.	(10/21/73)
79t	Asante Samuel vs. Oak.	(10/14/12)
77t	Lee Calland vs. Bal.	(9/17/67)
74	Vinnie Clark vs. T.B.	(10/9/94)
73t	Jimmy Burson vs. S.F.	(12/15/68)
72t	Rick Byas vs. N.O.	(11/20/77)
71t	Sean Weatherspoon	(12/8/13)
71t	Alton Montgomery vs. Car.	(9/3/95)
68t	Osi Umenyiora vs. Stl.	(9/15/13)
66t	Kevin Mathis at Den.	(10/31/04)
65	DeAngelo Hall at T.B.	(12/24/05)
65t	Tom Hayes vs. N.O.	(9/16/73)
62t	Tye Hill vs. Was.	(11/8/09)
62t	Bob Riddle vs. Min.	(12/4/66)
61t	Deion Sanders vs. Dal.	(12/30/90)
60	Ray Buchanan vs. T.B.	(11/5/00)
60	Deion Sanders at T.B.	(12/24/05)

LONGEST PUNT RETURNS (50+ YARDS)

79t	Deion Sanders vs. Cin.	(10/28/90)
77t	Tom McCauley vs. N.O.	(10/25/70)
75t	Allen Rossum at K.C.	(10/24/04)
75t	John Mallory vs. Min.	(12/20/70)
74	Darrien Gordon vs. Dal.	(11/11/01)
73	Eric Weems at Oak.	(9/18/16)
72	Allen Rossum vs. Phi.	(11/2/03)
72t	Gerald Tinker vs. N.O.	(9/29/74)
71t	Billy Johnson vs. NYJ.	(10/23/83)
71	Billy Johnson vs. LA Rams	(11/21/82)
70t	Tim Dwight at Phi.	(10/1/00)
70t	Tim Dwight vs. S.F.	(1/3/00)
68t	Deion Sanders vs. LA Rams	(9/10/89)
67	Darrien Gordon at Ind.	(12/16/01)
66t	Eric Metcalf at Stl.	(10/12/95)
61t	Harry Douglas vs. Car.	(11/23/08)
60	Dennis Pearson vs. Det.	(9/23/79)
68	Lew Barnes vs. Phi.	(10/30/88)
59t	Allen Rossum vs. Ten.	(11/23/03)
58t	Winslow Oliver vs. S.F.	(12/12/99)
57	Ray Brown vs. Phi.	(11/11/73)
57	Al Dodd vs. Chi.	(10/13/74)
56	Kenny Johnson vs. Chi.	(9/23/80)
51	Tony Smith vs. T.B.	(10/31/93)

LONGEST FUMBLE RETURNS (50+ YARDS)

91t	Bob Glazebrook vs. NYG	(9/12/82)
-----	------------------------------	-----------

86	Osi Umenyiora at. N.O.	(12/21/14)
84t	Nate Stupar vs. Hou.	(10/4/15)
75t	Oliver Barnett vs. T.B.	(11/17/91)
74t	Jim Weatherford vs. S.F.	(10/19/69)
71t	Chuck Smith at N.E.	(11/8/98)
69t	Jessie Tuggle vs. N.O.	(12/3/92)
66t	DeAngelo Hall at N.O.	(10/16/05)
65t	James Britt vs. LA Rams.	(10/26/86)
65t	Jessie Tuggle vs. Hou.	(9/9/90)
64	Ray Edwards vs. Phi.	(9/18/11)
64t	Blane Gaison vs. S.F.	(11/20/83)
60t	Tom Hayes vs. Oak.	(12/5/71)
57t	Joel Williams vs. G.B.	(9/13/81)
56t	DeAngelo Hall at Ten.	(10/7/07)
*55t	Jim Mitchell at Min.	(11/28/71)
54t	John Mallory vs. LA Rams.	(10/17/71)
50t	Jim Mitchell vs. N.O.	(10/5/75)

*Ball was fumbled by teammate and run in for a TD.

LONGEST KICKOFF RETURNS (90+ YARDS)

*102t	Eric Weems vs. G.B.	(1/15/11)
102t	Eric Weems at T.B.	(12/5/10)
100t	Darrick Vaughn at Den.	(9/10/00)
100t	Deion Sanders vs. S.F.	(10/13/91)
100t	Dennis Pearson vs. Stl.	(12/17/78)
99t	Byron Hanspard at S.D.	(12/7/97)
99t	Deion Sanders vs. Was.	(9/13/92)
99t	Ron Smith vs. Bal.	(9/17/67)
97t	Tony Smith vs. Pitt.	(9/27/93)
97t	Sylvester Stamps vs. S.F.	(12/20/87)
96t	Darrick Vaughn at Stl.	(1/6/02)
96t	Darrick Vaughn at Stl.	(10/15/00)
94t	Cliff Austin vs. N.O.	(10/20/85)
93t	Tim Dwight vs. Car.	(10/4/98)
93t	Byron Hanspard at Sea.	(11/30/97)
92	Jerious Norwood vs. Stl.	(12/28/08)
*	2010 Divisional Playoff Game	

LONGEST KICKOFF RETURNS (60+ YARDS)

91t	Allen Rossum vs. Sea.	(12/15/02)
88t	Darrick Vaughn at N.O.	(12/17/00)
85	Jerious Norwood vs. Chi.	(10/12/08)
82	Jim Butler vs. G.B.	(11/22/71)
80	Ron Smith vs. Chi.	(11/27/66)
76t	Keith Jones vs. Dal.	(12/30/90)
76	Jerious Norwood at Ten.	(10/7/07)
74	Sylvester Stamps vs. Hou.	(10/25/87)
73t	Deion Sanders vs. Buf.	(11/22/92)
72	Deion Sanders vs. N.O.	(10/29/89)
66	Devin Hester vs Car.	(12/28/14)
62	Eric Weems vs. Chi.	(10/18/09)
61	Adam Jennings vs. Sea.	(12/30/07)

CAREER 100 & 300 YARD GAMES

CAREER 100-YARD RUSHING GAMES

Michael Turner	26
Gerald Riggs.....	25
William Andrews	22
Jamal Anderson	19
Warrick Dunn	19
Michael Vick	8
Dave Hampton.....	7
Devonta Freeman.....	6
Erric Pegram.....	4
Steve Broussard.....	3
Lynn Cain	3
Craig Heyward.....	3
Mike Rozier.....	3
John Settle	3
Jason Snelling	2
Jerious Norwood.....	2
Jim Butler	2
Sonny Collins	2
Haskel Stanback.....	2
Cliff Austin	1
Bubba Bean.....	1
Junior Coffey.....	1
T.J. Duckett	1
Byron Hanspard.....	1
Art Malone.....	1
Maurice Smith	1
Woody Thompson.....	1
Steven Jackson	1

CAREER 300-YARD PASSING GAMES

Matt Ryan	40
Steve Bartkowski.....	12
Chris Miller.....	8
Jeff George	6
Chris Chandler.....	4
Bobby Hebert.....	4
Bob Berry	3
Wade Wilson	3
Chris Redman.....	2
Michael Vick	2
Dave Archer	1
Joey Harrington.....	1
Doug Johnson	1
Erik Kramer.....	1
Mike Moroski.....	1

CAREER 100-YARD RECEIVING GAMES

Roddy White	39
Julio Jones	35
Alfred Jenkins	16
Andre Rison.....	15
Terance Mathis.....	14
Bert Emanuel.....	9

Michael Haynes.....	9
Stacey Bailey	8
Harry Douglas.....	6
Tony Martin.....	5
Billy Johnson	5
Tony Gonzalez	5
Wallace Francis.....	4
Alge Crumpler	4
Charlie Brown	3
Paul Flatley	3
Shawn Jefferson.....	3
Eric Metcalf.....	3
Ken Burrow	3
Brian Finneran.....	3
Jim Mitchell.....	3
William Andrews	3
Floyd Dixon.....	2
Tim Dwight.....	2
Aldrick Robinson.....	1
Tevin Coleman.....	1
Leonard Hankerson	1
Jacob Tamme.....	1
Milton Barney	1
Lynn Cain	1
Wes Chesson	1
Shawn Collins	1
Arthur Cox.....	1
Warrick Dunn	1
Paul Gipson	1
Alex Hawkins	1
Drew Hill	1
Aubrey Matthews.....	1
Quentin McCord	1
Junior Miller	1
Peerless Price.....	1
Mike Pritchard	1
Laurent Robinson.....	1
Billy Ryckman.....	1
John Settle	1
Maurice Smith	1
George Thomas.....	1
Harmon Wages	1

YEARLY LEADERS

SCORING

YEAR	PLAYER	TD	XPM	XPA	FGM	FGA	TP
1966	Lou Kirouac	0	19	24	9	18	46
1967	Wade Traynham	0	22	22	7	18	43
1968	Bob Etter	0	17	19	11	21	50
1969	Bob Etter	0	33	33	15	30	78
1970	Kenny Vinyard	0	23	26	9	25	50
1971	Bill Bell	0	29	33	13	21	68
1972	Bill Bell	0	31	31	16	30	79
1973	Nick Mike-Mayer	0	34	34	26	38	112
1974	Nick Mike-Mayer	0	12	12	9	16	39
1975	Nick Mike-Mayer	0	30	33	4	10	42
1976	Nick Mike-Mayer	0	20	20	10	21	50
1977	Haskel Stanback	6	0	0	0	0	36
1978	Tim Mazzetti	0	18	18	13	16	57
1979	Tim Mazzetti	0	31	37	13	25	70
1980	Tim Mazzetti	0	46	49	19	27	103
1981	Mick Luckhurst	0	51	51	21	33	114
1982	Mick Luckhurst	0	21	22	10	14	51
1983	Mick Luckhurst	0	43	45	17	22	94
1984	Mick Luckhurst	0	31	31	20	27	91
1985	Mick Luckhurst	0	29	29	24	31	101
1986	Mick Luckhurst	0	21	21	14	24	63
1987	Mick Luckhurst	0	17	17	9	13	44
1988	Greg Davis	0	25	27	19	30	82
1989	Paul McFadden	0	18	18	15	20	63
1990	Greg Davis	0	40	40	22	33	106
1991	Norm Johnson	0	38	39	19	23	95
1992	Norm Johnson	0	39	39	18	22	93
1993	Norm Johnson	0	34	34	26	27	112
1994	Norm Johnson	0	32	32	21	25	95
1995	Morten Andersen	0	29	30	31	37	122
1996	Morten Andersen	0	31	31	22	29	97
1997	Morten Andersen	0	35	35	23	27	104
1998	Morten Andersen	0	51	52	23	28	120
1999	Morten Andersen	0	34	34	15	21	79
2000	Morten Andersen	0	23	23	25	31	98
2001	Jay Feely	0	28	28	29	37	115
2002	Jay Feely	0	42	43	32	40	138
2003	Jay Feely	0	32	33	19	27	89
2004	Jay Feely	0	40	40	18	23	94
2005	Todd Peterson	0	35	35	23	25	104
2006	Morten Andersen	0	27	27	20	23	87
2007	Morten Anderson	0	24	24	25	28	99
2008	Jason Elam	0	42	42	29	31	129
2009	Jason Elam	0	32	33	12	19	68
2010	Matt Bryant	0	44	44	28	31	128
2011	Matt Bryant	0	45	45	27	29	126
2012	Matt Bryant	0	44	44	33	38	143
2013	Matt Bryant	0	39	39	24	27	111

YEARLY LEADERS

SCORING CONT...

YEAR	PLAYER	TD	XPM	XPA	FGM	FGA	TP
2014	Matt Bryant	0	40	40	29	32	127
2015	Devonta Freeman	14	0	0	0	0	84
2016	Matt Bryant	0	56	57	34	37	158

YEARLY LEADERS

PASSING (MINIMUM 100 ATTEMPTS)

YEAR	PLAYER	ATT	COMP	PCT	YDS	TD	INT
1966	Randy Johnson	295	129	43.7	1,795	12	21
1967	Randy Johnson	288	142	49.3	1,620	10	21
1968	Bob Berry	153	81	52.9	1,433	7	13
1969	Bob Berry	169	71	57.3	1,087	10	2
1970	Bob Berry	269	156	58.0	1,806	16	13
1971	Bob Berry	226	136	60.2	2,005	11	16
1972	Bob Berry	277	154	55.6	2,158	13	12
1973	Bob Lee	230	120	52.2	1,786	10	8
1974	Bob Lee	172	78	45.3	852	3	14
1975	Steve Bartkowski	255	115	45.1	1,662	13	15
1976	Steve Bartkowski	120	57	47.5	677	2	9
1977	Scott Hunter	151	70	46.4	898	2	3
1978	Steve Bartkowski	369	187	50.7	2,489	10	18
1979	Steve Bartkowski	379	203	53.6	2,502	17	20
1980	Steve Bartkowski	463	257	55.5	3,544	31	16
1981	Steve Bartkowski	533	297	55.7	3,830	30	23
1982	Steve Bartkowski	262	166	63.4	1,905	8	11
1983	Steve Bartkowski	432	274	63.4	3,167	22	5
1984	Steve Bartkowski	269	181	67.3	2,158	11	10
1985	Dave Archer	312	161	51.6	1,992	7	17
1986	Dave Archer	294	150	51.0	2,007	10	9
1987	Scott Campbell	260	136	52.3	1,728	11	14
1988	Chris Miller	351	184	52.4	2,133	11	12
1989	Chris Miller	526	280	53.2	3,459	16	10
1990	Chris Miller	388	222	57.2	2,735	17	14
1991	Chris Miller	413	220	53.3	3,103	26	18
1992	Chris Miller	253	152	60.1	1,739	15	6
1993	Bobby Hebert	430	263	61.2	2,978	24	17
1994	Jeff George	524	322	61.5	3,734	23	18
1995	Jeff George	557	336	60.3	4,143	24	11
1996	Bobby Hebert	488	294	60.2	3,152	22	25
1997	Chris Chandler	342	202	59.1	2,692	20	7
1998	Chris Chandler	327	190	58.1	3,154	25	12
1999	Chris Chandler	307	174	56.7	2,339	16	11
2000	Chris Chandler	331	192	58.0	2,236	10	12
2001	Chris Chandler	365	223	61.1	2,847	16	14
2002	Michael Vick	421	231	54.9	2,936	16	8
2003	Doug Johnson	243	136	56.0	1,655	8	12
2004	Michael Vick	321	181	56.4	2,313	14	12
2005	Michael Vick	387	214	55.3	2,412	15	13
2006	Michael Vick	388	204	52.6	2,474	20	13
2007	Joey Harrington	348	215	61.8	2,215	7	8
2008	Matt Ryan	434	265	61.1	3,440	16	11
2009	Matt Ryan	451	263	58.3	2,916	22	14
2010	Matt Ryan	571	357	62.5	3,705	28	9
2011	Matt Ryan	566	347	61.3	4,177	29	12
2012	Matt Ryan	615	422	68.6	4,719	32	14
2013	Matt Ryan	651	439	67.4	4,515	26	17

YEARLY LEADERS

PASSING (MINIMUM 100 ATTEMPTS) CONT...

YEAR	PLAYER	ATT	COMP	PCT	YDS	TD	INT
2014	Matt Ryan	628	415	66.1	4,694	28	14
2015	Matt Ryan	614	407	66.3	4,591	21	16
2016	Matt Ryan	534	373	69.9	4,944	38	7

YEARLY LEADERS

RUSHING

YEAR	PLAYER	NO	YDS	AVG	LG	TD
1966	Junior Coffey	199	722	3.6	37	4
1967	Junior Coffey	180	722	4.0	20t	4
1968	Jim Butler	94	365	3.9	60t	2
1969	Jim Butler	163	655	4.0	39	3
1970	Jim Butler	166	636	3.8	33	0
1971	Jim Butler	186	594	3.2	19	2
1972	Dave Hampton	230	995	4.3	56t	6
1973	Dave Hampton	263	997	3.8	25	3
1974	Dave Hampton	127	464	3.7	34	2
1975	Dave Hampton	250	1,002	4.0	22	5
1976	Bubba Bean	124	428	3.5	30	2
1977	Haskel Stanback	247	873	3.4	35	6
1978	Bubba Bean	193	707	3.7	25	3
1979	William Andrews	239	1,023	4.3	23	2
1980	William Andrews	265	1,308	4.9	33	4
1981	William Andrews	289	1,301	4.5	29	10
1982	William Andrews	139	573	4.1	19t	5
1983	William Andrews	331	1,567	4.7	27	7
1984	Gerald Riggs	353	1,486	4.2	57	13
1985	Gerald Riggs	297	1,719	4.3	50	10
1986	Gerald Riggs	343	1,327	3.9	31	9
1987	Gerald Riggs	203	875	4.3	44	2
1988	John Settle	232	1,024	4.4	62	7
1989	John Settle	179	689	3.8	20	3
1990	Mike Rozier	153	675	4.4	67	4
1991	Steve Broussard	99	449	4.5	36	4
1992	Steve Broussard	84	363	4.3	27	1
1993	Erric Pegram	292	1,185	4.1	29	3
1994	Craig Heyward	183	779	4.3	17	7
1995	Craig Heyward	236	1,083	4.6	31	6
1996	Jamal Anderson	232	1,055	4.5	32t	5
1997	Jamal Anderson	290	1,002	3.5	39	7
1998	Jamal Anderson	410	1,846	4.5	48	14
1999	Ken Oxendine	141	452	3.2	20	1
2000	Jamal Anderson	282	1,024	3.6	42	6
2001	Maurice Smith	237	760	3.2	58	5
2002	Warrick Dunn	230	927	4.0	59	7
2003	T.J. Duckett	197	779	4.0	55	11
2004	Warrick Dunn	265	1,106	4.2	60	9
2005	Warrick Dunn	280	1,416	5.1	65	3
2006	Warrick Dunn	286	1,140	4.0	90t	4
2007	Warrick Dunn	227	720	3.2	38	4
2008	Michael Turner	376	1,699	4.5	70	17
2009	Michael Turner	178	871	4.9	58t	10
2010	Michael Turner	334	1,371	4.1	55	12
2011	Michael Turner	301	1,340	4.5	81t	11
2012	Michael Turner	222	800	3.6	43	10
2013	Steven Jackson	157	543	3.5	50	6

YEARLY LEADERS

RUSHING CONT...

YEAR	PLAYER	NO	YDS	AVG	LG	TD
2014	Steven Jackson	190	707	3.7	55	6
2015	Devonta Freeman	265	1,056	4.0	39	11
2016	Devonta Freeman	227	1,079	4.8	75	11

YEARLY LEADERS

RECEIVING

YEAR	PLAYER	NO	YDS	AVG	LG	TD
1966	Alex Hawkins	44	661	15.0	42	2
1967	Tommy McDonald	33	436	13.2	75	4
1968	Jerry Simmons	28	479	17.1	61	0
1969	Paul Flatley	45	834	18.5	71	6
1970	Jim Mitchell	44	650	14.8	51	6
1971	Art Malone	34	380	11.2	46	2
1972	Ken Burrow	33	741	22.5	84	6
	Art Malone	50	585	11.7	57	2
1973	Jim Mitchell	32	420	13.1	50	0
1974	Ken Burrow	31	567	18.3	57	7
	Ken Burrow	34	545	16.0	48	1
1975	Alfred Jenkins	38	767	20.2	68	6
1976	Alfred Jenkins	41	710	17.3	34	6
1977	Alfred Jenkins	39	677	17.4	73	4
1978	Wallace Francis	45	695	15.4	54	3
1979	Billy Ryckman	45	679	15.1	59	2
	Wallace Francis	74	1,013	13.7	42	8
1980	Alfred Jenkins	57	1,025	18.0	57	6
1981	William Andrews	81	736	9.1	70	2
1982	Alfred Jenkins	70	1,358	19.4	67	13
	William Andrews	42	503	12.0	86t	2
1983	Billy Johnson	64	709	11.1	47t	4
1984	Stacey Bailey	55	881	16.0	53	6
	Stacey Bailey	67	1,138	17.0	61	6
1985	Billy Johnson	62	830	13.4	62t	5
1986	Charlie Brown	63	918	14.6	42	4
1987	Floyd Dixon	36	600	16.7	51t	5
1988	John Settle	68	570	8.4	27	1
1989	Shawn Collins	58	862	14.9	47	3
1990	Andre Rison	82	1,208	14.7	75t	10
1991	Andre Rison	81	976	12.0	39t	12
1992	Andre Rison	93	1,121	12.1	71t	11
1993	Andre Rison	86	1,242	14.4	53t	15
1994	Terance Mathis	111	1,342	12.1	81	11
1995	Eric Metcalf	104	1,189	11.4	62t	8
1996	Bert Emanuel	75	921	12.3	53	6
1997	Bert Emanuel	65	991	15.2	56	9
1998	Tony Martin	66	1,181	17.9	62	6
1999	Terance Mathis	64	1,136	17.8	78t	11
	Terance Mathis	81	1,016	12.5	52	6
2000	Shawn Jefferson	60	822	13.7	49	2
2001	Terance Mathis	51	564	11.1	34	2
2002	Brian Finneran	56	838	15.0	47	6
2003	Peerless Price	64	838	13.1	49	3
2004	Alge Crumpler	48	774	16.1	49t	6
2005	Alge Crumpler	65	877	13.5	48	58
2006	Alge Crumpler	56	780	13.9	46	8
2007	Roddy White	83	1,202	14.5	69t	6
2008	Roddy White	88	1,382	15.7	70t	7
2009	Roddy White	85	1,153	13.6	90t	11

YEARLY LEADERS

RECEIVING

YEAR	PLAYER	NO	YDS	AVG	LG	TD
2010	Roddy White	115	1,389	12.1	46	10
2011	Roddy White	100	1,296	13.0	43	8
2012	Tony Gonzalez	93	930	10.0	25	8
	Roddy White	92	1,351	14.7	59	7
2013	Harry Douglas	85	1,067	12.6	80	2
2014	Julio Jones	104	1,593	15.3	79	6
2015	Julio Jones	136	1,871	13.8	82t	8
2016	Julio Jones	83	1,409	17.0	75	6



WR JULIO JONES SET FRANCHISE RECORDS FOR RECEPTIONS AND RECEIVING YARDS IN 2015.

YEARLY LEADERS

PUNT RETURNS

YEAR	PLAYER	NO	YDS	AVG	LG	TD
1966	Ron Smith	11	80	7.3	23	0
1967	Ron Smith	20	92	4.6	26	0
1968	Jim Burson	11	56	5.1	17	0
1969	John Mallory	13	42	3.2	15	0
1970	John Mallory	17	203	11.9	75t	1
1971	Willie Belton	30	163	5.4	32	0
1972	Willie Belton	17	110	6.5	34	0
1973	Ray Brown	40	360	9.0	57	0
1974	Al Dodd	27	344	12.7	57	0
1975	Mack Herron	10	94	9.4	24	0
1976	Rolland Lawrence	54	376	7.0	24	0
1977	Rolland Lawrence	51	352	6.9	37	0
1978	Billy Ryckman	28	227	8.1	38	0
1979	Dennis Pearson	12	115	9.6	60	0
1980	Kenny Johnson	23	281	12.2	56	0
1981	Scott Woerner	33	278	8.4	38	0
1982	Billy Johnson	24	273	11.4	71	0
1983	Billy Johnson	46	489	10.6	71t	1
1984	Billy Johnson	15	152	10.1	37	0
1985	Anthony Allen	21	141	6.7	19	0
1986	Floyd Dixon	26	151	5.8	16	0
1987	Billy Johnson	21	168	8.0	45	0
1988	Lew Barnes	34	307	9.0	68	0
1989	Deion Sanders	28	307	11.0	68t	1
1990	Deion Sanders	29	250	8.6	79t	1
1991	Deion Sanders	21	170	8.1	23	0
1992	Tony Smith	16	155	9.7	45	0
1993	Tony Smith	32	255	8.0	51	0
1994	Clarence Verdin	23	113	4.9	29	0
1995	Eric Metcalf	39	383	9.8	66t	1
1996	Eric Metcalf	27	296	11.0	39	0
1997	Todd Kinchen	52	446	8.6	38	0
1998	Tim Dwight	31	263	8.5	23	0
1999	Tim Dwight	20	220	11.0	70t	1
2000	Tim Dwight	33	309	9.4	70t	1
2001	Darrien Gordon	31	437	14.1	74	0
2002	Allen Rossum	24	288	12.0	36	0
2003	Allen Rossum	39	545	14.0	72	1
2004	Allen Rossum	37	457	12.4	75t	1
2005	Allen Rossum	17	145	8.5	29	0
2006	Allen Rossum	37	288	7.8	41	0
2007	Adam Jennings	30	186	6.2	23	0
2008	Harry Douglas	19	226	11.9	61t	1
2009	Eric Weems	27	270	10.0	28	0
2010	Eric Weems	18	230	12.8	55t	1
2011	Eric Weems	32	315	9.8	42	0
2012	Dominique Franks	21	163	7.8	28	0
2013	Robert McClain	19	193	10.2	25	0

YEARLY LEADERS

PUNT RETURNS CONT...

YEAR	PLAYER	NO	YDS	AVG	LG	TD
2014	Devin Hester	18	240	13.3	68	1
2015	Eric Weems	19	221	11.6	41	0
2016	Eric Weems	24	273	11.4	73	0

YEARLY LEADERS

KICKOFF RETURNS

YEAR	PLAYER	NO	YDS	AVG	LG	TD
1966	Ron Smith	43	1,013	23.6	80	0
1967	Ron Smith	39	976	25.0	99t	1
1968	Jim Butler	37	799	21.6	42	0
1969	Charlie Bryant	21	407	19.4	39	0
1970	Jim Butler	14	284	20.3	29	0
1971	Willie Belton	28	706	25.2	58	0
1972	Dave Hampton	25	535	21.0	52	0
1973	Joe Wash.	20	432	21.6	30	0
1974	Gerald Tinker	29	704	24.3	59	0
1975	Gerald Tinker	13	307	23.6	33	0
1976	Rolland Lawrence	21	521	24.8	36	0
1977	Karl Farmer	23	466	20.3	30	0
1978	Dennis Pearson	25	662	26.7	100t	1
1979	Dennis Pearson	30	577	19.2	29	0
1980	Reggie Smith	25	512	20.5	35	0
1981	Reggie Smith	47	1,143	24.3	52	0
1982	Reggie Brown	24	466	19.4	33	0
1983	Kenny Johnson	11	224	20.4	28	0
1984	Sylvester Stamps	19	452	23.8	50	0
1985	Cliff Austin	39	838	21.5	94t	1
1986	Sylvester Stamps	24	514	21.4	35	0
1987	Sylvester Stamps	24	660	27.5	97t	1
1988	Evan Cooper	16	331	20.7	28	0
1989	Deion Sanders	35	725	20.7	72	0
1990	Deion Sanders	39	851	21.8	50	0
1991	Deion Sanders	26	576	22.2	100t	1
1992	Deion Sanders	40	1,067	26.7	99t	2
1993	Tony Smith	38	948	24.9	97t	1
1994	Clarence Verdin	44	1,026	23.3	69	0
1995	Roell Preston	30	627	20.9	44	0
1996	Eric Metcalf	49	1,034	21.1	55	0
1997	Byron Hanspard	40	987	24.7	99t	2
1998	Tim Dwight	36	973	27.0	93t	1
1999	Tim Dwight	44	944	21.5	40	0
2000	Darrick Vaughn	39	1,082	27.7	100t	3
2001	Darrick Vaughn	61	1,491	24.4	96t	1
2002	Allen Rossum	53	1,164	22.0	91t	1
2003	Allen Rossum	62	1,291	20.8	52	0
2004	Allen Rossum	58	1,250	21.6	49	0
2005	Allen Rossum	31	702	22.6	47	0
2006	Allen Rossum	46	1,082	23.5	51	0
2007	Jerious Norwood	52	1,317	25.3	76	0
2008	Jerious Norwood	51	1,311	25.7	92	0
2009	Eric Weems	48	1,214	25.3	62	0
2010	Eric Weems	40	1,100	27.5	102t	1
2011	Eric Weems	24	563	23.5	37	0
2012	Jacquizz Rodgers	23	592	25.7	77	0
2013	Jacquizz Rodgers	25	575	23.0	34	0

YEARLY LEADERS

KICKOFF RETURNS CONT...

YEAR	PLAYER	NO	YDS	AVG	LG	TD
2014	Devin Hester	45	1,128	25.1	66	0
2015	Eric Weems	15	403	26.9	50	0
2016	Eric Weems	17	391	23.0	42	0

YEARLY LEADERS

TACKLES

YEAR	PLAYER	TACKLES
1966	Tommy Nobis (173 solo)	296
1967	Tommy Nobis (41 solo)	67
1968	Tommy Nobis (39 solo)	69
1969	Greg Brezina (22 solo)	38
1970	Tommy Nobis (48 solo)	94
1971	Don Hansen (43 solo)	95
1972	Greg Brezina (80 solo)	130
1973	Greg Brezina (89 solo)	135
1974	Tommy Nobis (121 solo)	183
1975	Tommy Nobis (91 solo)	115
1976	Tommy Nobis (100 solo)	134
1977	Greg Brezina (67 solo)	90
1978	Fulton Kuykendall (98 solo)	284
1979	Robert Pennywell (77 solo)	109
1980	Buddy Curry (80 solo)	145
1981	Buddy Curry (107 solo)	135
1982	Buddy Curry (38 solo)	61
1983	Buddy Curry (127 solo)	229
1984	Rick Bryan (78 solo)	125
1985	Buddy Curry (82 solo)	137
1986	Buddy Curry (84 solo)	157
1987	John Rade (55 solo)	123
1988	John Rade (67 solo)	137
1989	Jessie Tuggle (112 solo)	183
1990	Jessie Tuggle (99 solo)	201
1991	Jessie Tuggle (106 solo)	207
1992	Jessie Tuggle (90 solo)	193
1993	Jessie Tuggle (120 solo)	185
1994	Jessie Tuggle (111 solo)	195
1995	Jessie Tuggle (126 solo)	180
1996	Jessie Tuggle (108 solo)	184
1997	Jessie Tuggle (123 solo)	123
1998	Cornelius Bennett (80 solo)	121
1999	Jessie Tuggle (85 solo)	122
2000	Marty Carter (86 solo)	131
2001	Keith Brooking (110 solo)	167
2002	Keith Brooking (100 solo)	212
2003	Keith Brooking (130 solo)	207
2004	Keith Brooking (71 solo)	144
2005	Keith Brooking (88 solo)	148
2006	Keith Brooking (88 solo)	165
2007	Keith Brooking (82 solo)	127
2008	Keith Brooking (80 solo)	133
2009	Curtis Lofton (118 solo)	160
2010	Curtis Lofton (101 solo)	142
2011	Curtis Lofton (95 solo)	159
2012	Stephen Nicholas (85 solo)	116
2013	Paul Worrilow (92 solo)	137
2014	Paul Worrilow (84 solo)	142
2015	Paul Worrilow (67 solo)	95
2016	Deion Jones (75 solo)	106

SACKS

YEAR	PLAYER	TACKLES
1966	Sam Williams	7.5
1967	Ralph Heck/Jim Norton	4.5
1968	Claude Humphrey	11.5
1969	Claude Humphrey	9.5
1970	Claude Humphrey/John Zook	9.0
1971	Claude Humphrey	12.0
1972	John Zook	6.5
1973	Claude Humphrey	10.0
1974	Claude Humphrey	12.5
1975	John Zook	10.0
1976	Claude Humphrey	15.0
1977	Jeff Mellow	10.0
	Claude Humphrey	10.0
1978	Greg Brezina	9.0
1979	Don Smith	9.0
1980	Joel Williams	16.0
1981	Al Richardson	10.0
1982	Don Smith	3.5
1983	Mike Pitts	7.0
1984	Don Smith	6.5
1985	Rick Bryan	7.5
1986	Rick Bryan	7.0
1987	Buddy Moore	4.0
1988	Aundray Bruce	6.0
1989	Marcus Cotton	9.0
1990	Tim Green	6.0
1991	Tim Green	5.0
1992	Darion Conner	7.0
1993	Pierce Holt	6.5
1994	Chuck Smith	11.0
1995	Chris Doleman	9.0
1996	Clay Matthews	6.5
1997	Chuck Smith	12.0
1998	Lester Archambeau	10.0
1999	Chuck Smith	10.0
2000	Travis Hall/Brady Smith	4.5
2001	Patrick Kerney	12.0
2002	Patrick Kerney	10.5
2003	Ellis Johnson	8.0
2004	Patrick Kerney	13.0
2005	Rod Coleman	10.5
2006	Rod Coleman	6.0
2007	John Abraham	10.0
2008	John Abraham	16.5
2009	Jonathan Babineaux	6.0
2010	John Abraham	13.0
2011	John Abraham	9.5
2012	John Abraham	10.0
2013	Osi Umenyiora	7.5
2014	Kroy Biermann	4.5
2015	Vic Beasley Jr.	4.0
2016	Vic Beasley Jr.	15.5

YEARLY LEADERS

ALL PURPOSE YARDS

YEAR	PLAYER	RUSH	REC	PT RET	KO RET	INT RET	TOTAL
1966	Ron Smith	0	0	80	1,013	0	1,093
1967	Ron Smith	42	227	92	976	0	1,337
1968	Jim Butler	365	127	0	799	0	1,291
1969	Jim Butler	655	297	0	405	0	1,357
1970	Jim Butler	636	151	0	284	0	1,071
1971	Willie Belton	237	22	163	706	0	1,128
1972	Dave Hampton	995	244	0	535	0	1,774
1973	Dave Hampton	997	273	0	258	0	1,528
1974	Gerald Tinker	5	12	195	704	0	916
1975	Dave Hampton	1,002	195	0	0	0	1,197
1976	Rolland Lawrence	0	0	372	521	0	893
1977	Haskel Stanback	873	261	0	0	0	1,134
1978	Bubba Bean	707	209	0	0	0	916
1979	William Andrews	1,023	309	0	0	0	1,332
1980	William Andrews	1,308	456	0	0	0	1,764
1981	William Andrews	1,301	736	0	0	0	2,037
1982	William Andrews	573	503	0	0	0	1,076
1983	William Andrews	1,567	609	0	0	0	2,176
1984	Gerald Riggs	1,486	277	0	0	0	1,763
1985	Gerald Riggs	1,719	267	0	0	0	1,986
1986	Gerald Riggs	1,327	136	0	0	0	1,463
1987	Gerald Riggs	875	199	0	0	0	1,074
1988	John Settle	1,024	570	0	0	0	1,594
1989	Deion Sanders	0	8	307	725	52	1,076
1990	Deion Sanders	0	0	250	851	153	1,254
1991	Michael Haynes	0	1,122	0	0	0	1,122
1992	Deion Sanders	4	45	41	1,067	0	1,149
1993	Erric Pegram	1,185	302	0	63	0	1,550
1994	Terance Mathis	0	1,342	0	0	0	1,342
1995	Eric Metcalf	133	1,189	383	278	0	1,983
1996	Eric Metcalf	8	599	296	1,034	0	1,937
1997	Byron Hanspard	335	53	0	987	0	1,375
1998	Jamal Anderson	1,846	319	0	0	0	2,165
1999	Tim Dwight	28	669	220	944	0	1,861
2000	Jamal Anderson	1,024	382	0	0	0	1,406
2001	Darrick Vaughn	0	0	0	1,491	0	1,491
2002	Allen Rossum	0	0	288	1,164	0	1,452
2003	Allen Rossum	0	0	545	1,291	0	1,836
2004	Allen Rossum	0	0	457	1,250	0	1,707
2005	Warrick Dunn	1,416	220	0	0	0	1,636
2006	Warrick Dunn	1,140	170	0	0	0	1,310
2007	Jerious Norwood	613	277	0	1,317	0	2,207
2008	Jerious Norwood	489	338	0	1,311	0	2,138
2009	Eric Weems	53	50	270	1,214	0	1,587
2010	Michael Turner	1,371	85	0	0	0	1,456
2011	Michael Turner	1,340	168	0	0	0	1,508
2012	Jacquizz Rodgers	362	402	0	592	0	1,356
2013	Jacquizz Rodgers	332	341		575	0	1,248
2014	Devin Hester	36	504	240	1,128	0	1,908

YEARLY LEADERS

ALL PURPOSE YARDS

YEAR	PLAYER	RUSH	REC	PT RET	KO RET	INT RET	TOTAL
2015	Julio Jones	0	1,871	0	0	0	1,871
2016	Devonta Freeman	1,079	462	0	0	0	1,541

OFFENSIVE & DEFENSIVE RANKINGS

OFFENSE

BY YARDS 1970-2013 (NFL RANK)

YEAR	TOTAL	RUSH	PASS
2016	415.8 (2)	120.5 (5)	295.3 (3)
2015	374.1 (7)	100.4 (19)	273.7 (6)
2014	378.2 (8)	93.6 (24)	284.6 (5)
2013	343.1 (14)	77.9 (32)	265.2 (7)
2012	369.1 (8)	87.3 (29)	281.8 (6)
2011	376.6 (10)	114.6 (17)	262.0 (8)
2010	341.1 (16)	118.2 (12)	222.9 (15)
2009	340.4 (16)	117.3 (15)	223.2 (14)
2008	361.2 (6)	152.7 (2)	208.5 (14)
2007	301.0 (23)	95.0 (26)	206.0 (18)
2006	331.9 (12)	183.7 (1)	148.2 (32)
2005	326.6 (12)	159.1 (1)	167.4 (27)
2004	317.8 (20)	167.0 (1)	150.8 (30)
2003	272.3 (29)	121.8 (14)	150.5 (31)
2002	345.9 (14)	148.0 (4)	197.9 (23)
2001	316.9 (15)	110.8 (16)	206.1 (17)
2000	249.6 (30)	75.9 (28)	173.8 (24)
1999	283.9 (27)	74.8 (30)	209.1 (17)
1998	342.9 (7)	131.3 (6)	211.6 (11)
1997	294.8 (23)	102.7 (19)	192.1 (22)
1996	319.8 (17)	91.3 (27)	228.4 (9)
1995	348.7 (10)	87.1 (27)	261.6 (6)
1994	335.1 (7)	78.1 (28)	257.0 (5)
1993	319.4 (11)	99.4 (23)	220.0 (6)
1992	306.4 (10)	79.4 (27)	227.1 (4)
1991	319.6 (8)	104.0 (16)	215.6 (6)
1990	315.9 (10)	99.6 (21)	216.3 (6)
1989	291.8 (24)	72.2 (28)	219.6 (9)
1988	286.4 (25)	126.0 (14)	160.4 (25)
1987	271.1 (28)	86.5 (28)	184.5 (22)
1986	319.1 (17)	157.8 (3)	161.4 (25)
1985	310.0 (20)	154.1 (3)	155.9 (27)
1984	315.3 (19)	124.6 (15)	190.6 (20)
1983	351.8 (8)	139.0 (11)	212.8 (11)
1982	329.2 (9)	131.2 (9)	198.0 (18)
1981	354.0 (7)	122.8 (18)	231.2 (5)
1980	353.1 (3)	150.3 (5)	202.8 (9)
1979	308.1 (17)	137.5 (16)	170.6 (15)
1978	253.9 (26)	103.8 (27)	150.1 (16)
1977	231.9 (25)	135.0 (17)	96.9 (27)
1976	221.6 (27)	120.6 (25)	101.0 (28)
1975	275.8 (20)	128.1 (19)	147.6 (19)
1974	200.0 (26)	106.6 (21)	93.4 (26)
1973	288.4 (15)	145.5 (10)	142.9 (12)
1972	286.5 (16)	149.4 (9)	137.1 (20)
1971	282.8 (15)	121.6 (16)	161.1 (11)
1970	245.1 (23)	114.3 (15)	130.8 (23)

DEFENSE

BY YARDS 1970-2013 (NFL RANK)

YEAR	TOTAL	RUSH	PASS
2016	371.2 (25)	104.5 (17)	266.7 (28)
2015	347.6 (16)	105.0 (14)	242.6 (18)
2014	378.2 (8)	93.6 (24)	284.6 (5)
2013	343.1 (14)	77.9 (32)	265.2 (7)
2012	369.1 (8)	87.3 (29)	281.8 (6)
2011	376.6 (10)	114.6 (17)	262.0 (8)
2010	341.1 (16)	118.2 (12)	222.9 (15)
2009	340.4 (16)	117.3 (15)	223.2 (14)
2008	361.2 (6)	152.7 (2)	208.5 (14)
2007	301.0 (23)	95.0 (26)	206.0 (18)
2006	331.9 (12)	183.7 (1)	148.2 (32)
2005	326.6 (12)	159.1 (1)	167.4 (27)
2004	317.8 (20)	167.0 (1)	150.8 (30)
2003	272.3 (29)	121.8 (14)	150.5 (31)
2002	345.9 (14)	148.0 (4)	197.9 (23)
2001	316.9 (15)	110.8 (16)	206.1 (17)
2000	249.6 (30)	75.9 (28)	173.8 (24)
1999	283.9 (27)	74.8 (30)	209.1 (17)
1998	342.9 (7)	131.3 (6)	211.6 (11)
1997	294.8 (23)	102.7 (19)	192.1 (22)
1996	319.8 (17)	91.3 (27)	228.4 (9)
1995	348.7 (10)	87.1 (27)	261.6 (6)
1994	335.1 (7)	78.1 (28)	257.0 (5)
1993	319.4 (11)	99.4 (23)	220.0 (6)
1992	306.4 (10)	79.4 (27)	227.1 (4)
1991	319.6 (8)	104.0 (16)	215.6 (6)
1990	315.9 (10)	99.6 (21)	216.3 (6)
1989	291.8 (24)	72.2 (28)	219.6 (9)
1988	286.4 (25)	126.0 (14)	160.4 (25)
1987	271.1 (28)	86.5 (28)	184.5 (22)
1986	319.1 (17)	157.8 (3)	161.4 (25)
1985	310.0 (20)	154.1 (3)	155.9 (27)
1984	315.3 (19)	124.6 (15)	190.6 (20)
1983	351.8 (8)	139.0 (11)	212.8 (11)
1982	329.2 (9)	131.2 (9)	198.0 (18)
1981	354.0 (7)	122.8 (18)	231.2 (5)
1980	353.1 (3)	150.3 (5)	202.8 (9)
1979	308.1 (17)	137.5 (16)	170.6 (15)
1978	253.9 (26)	103.8 (27)	150.1 (16)
1977	231.9 (25)	135.0 (17)	96.9 (27)
1976	221.6 (27)	120.6 (25)	101.0 (28)
1975	275.8 (20)	128.1 (19)	147.6 (19)
1974	200.0 (26)	106.6 (21)	93.4 (26)
1973	288.4 (15)	145.5 (10)	142.9 (12)
1972	286.5 (16)	149.4 (9)	137.1 (20)
1971	282.8 (15)	121.6 (16)	161.1 (11)
1970	245.1 (23)	114.3 (15)	130.8 (23)

ALL-TIME STARTING QUARTERBACKS

YEAR-BY-YEAR RESULTS

YEAR	QUARTERBACK	RECORD	YEAR	QUARTERBACK	RECORD
1966	Randy Johnson	3-8		Scott Campbell	0-2
	Dennis Claridge	0-3		Hugh Millen	2-0
1967	Randy Johnson	1-10-1	1991	Chris Miller	9-5
	Steve Sloan	0-1		Billy Joe Tolliver	1-1
	Terry Nofsinger	0-1	1992	Chris Miller	3-5
1968	Randy Johnson	1-6		Billy Joe Tolliver	2-3
	Bob Berry	1-6		Wade Wilson	1-2
1969	Bob Berry	4-3	1993	Bobby Hebert	5-9
	Randy Johnson	2-3		Chris Miller	0-1
	Bruce Lemmerman	0-2		Billy Joe Tolliver	1-0
1970	Bob Berry	3-7-2	1994	Jeff George	7-9
	Randy Johnson	1-1	1995	Jeff George	9-7
1971	Bob Berry	4-6-1	1996	Bobby Hebert	3-10
	Dick Shiner	3-0		Jeff George	0-3
1972	Bob Berry	7-7	1997	Chris Chandler	7-7
1973	Bob Lee	8-2		Billy Joe Tolliver	0-1
	Dick Shiner	1-3		Tony Graziani	0-1
1974	Bob Lee	2-6	1998	Chris Chandler	13-1
	Pat Sullivan	0-4		Steve DeBerg	0-1
	Kim McQuilken	1-1		Tony Graziani	1-0
1975	Steve Bartkowski	4-7	1999	Chris Chandler	4-8
	Kim McQuilken	0-2		Tony Graziani	1-2
	Pat Sullivan	0-1		Danny Kanell	0-1
1976	Steve Bartkowski	1-4	2000	Chris Chandler	4-9
	Kim McQuilken	1-2		Doug Johnson	0-2
	Scott Hunter	2-4		Danny Kanell	0-1
1977	Scott Hunter	4-3	2001	Chris Chandler	6-8
	Steve Bartkowski	3-4		Michael Vick	1-1
1978	Steve Bartkowski	8-5	2002	Michael Vick	8-6-1
	June Jones	1-2		Doug Johnson	1-0
1979	Steve Bartkowski	6-8	2003	Doug Johnson	1-7
	June Jones	0-2		Kurt Kittner	1-3
1980	Steve Bartkowski	12-4		Michael Vick	3-1
1981	Steve Bartkowski	7-9	2004	Michael Vick	10-5
1982	Steve Bartkowski	5-4		Matt Schaub	0-1
1983	Steve Bartkowski	6-8	2005	Michael Vick	8-7
	Mike Moroski	1-1		Matt Schaub	0-1
1984	Steve Bartkowski	3-8	2006	Michael Vick	7-9
	Mike Moroski	1-4	2007	Joey Harrington	3-7
1985	Steve Bartkowski	0-5		Chris Redman	1-3
	Dave Archer	4-7		Byron Leftwich	0-2
1986	Dave Archer	5-4-1	2008	Matt Ryan	11-5
	Turk Schonert	2-3	2009	Matt Ryan	9-5
1987	Dave Archer	0-1		Chris Redman	0-2
	Scott Campbell	2-7	2010	Matt Ryan	13-3
	Erik Kramer	1-2	2011	Matt Ryan	10-6
	Chris Miller	0-2	2012	Matt Ryan	13-3
1988	Chris Miller	5-8	2013	Matt Ryan	4-12
	Steve Dils	0-3	2014	Matt Ryan	6-10
1989	Chris Miller	3-12	2015	Matt Ryan	8-8
	Hugh Millen	0-1	2016	Matt Ryan	11-5
1990	Chris Miller	3-9			

PRESEASON RESULTS

1966 (1-4)

Philadelphia at Atlanta (20,072)	7-9
Atlanta at St. Louis (34,303)	10-20
NY Giants at Atlanta (Nashville - 20,945) ..	7-14
Cleveland at Atlanta (48,548)	3-42
San Francisco vs. Atlanta (Columbia - 21,780) ..	24-17

1967 (2-2-1)

Atlanta at NY Giants (Ithaca - 20,000)	10-10
Atlanta at Miami (50,822)	27-17
Cleveland at Atlanta (52,240)	34-31
Atlanta vs. Minnesota (Cleveland - 84,236) ..	3-16
Atlanta at New Orleans (67,486)	14-27

1968 (1-4)

Atlanta vs. Washington (Tampa - 42,180) ..	14-16
Atlanta vs. NY Giants (Nashville - 14,555) ..	13-17
Atlanta vs. NY Jets (Birmingham - 27,406) ..	12-27
NO at Atlanta (49,832)	16-10
Atlanta at Miami (36,122)	13-19

1969 (2-4)

Philadelphia vs. Atlanta (Portland - 21,625) ..	13-7
Atlanta at Boston (24,084)	34-16
Washington at Atlanta (56,990)	7-24
Atlanta at New Orleans (69,898)	17-21
Atlanta at Kansas City (37,273)	10-14
Atlanta vs. G.B. (Canton - 17,411)	24-38

1970 (4-1)

NY Jets vs. Atlanta (Winston-Salem - 19,700) ..	33-7
Atlanta at Washington (35,186)	13-21
Kansas City at Atlanta (56,990)	22-17
Atlanta at Buffalo (30,869)	10-7
Atlanta at Miami (50,259)	20-17

1971 (3-2)

Atlanta at Kansas City (37,403)	10-12
Denver vs. Atlanta (Memphis - 22,474)	27-10
Buffalo at Atlanta (53,090)	35-24
Atlanta at New England (48,631)	45-35
Atlanta at San Diego (32,555)	14-21

1972 (1-4)

Atlanta at San Diego (41,404)	7-30
Pittsburgh at Atlanta (53,288)	17-31
Atlanta at Miami (75,372)	10-24
New York Jets at Atlanta (37,806)	3-9
Atlanta at Cincinnati (55,804)	44-14

1973 (2-3)

Atlanta vs. Baltimore (57,122)	10-34
Atlanta vs. New England (56,238)	10-27
Atlanta vs. Cleveland (Knoxville - 40,831) ..	20-17
Atlanta vs. Cincinnati (55,863)	31-20
Atlanta at Pittsburgh (50,350)	0-19

1974 (4-2)

Atlanta at Philadelphia (15,379)	23-7
Atlanta at Oakland (Berkeley - 34,319)	16-28
Atlanta vs. Cincinnati (Grant Field 44,127) ..	13-7
Atlanta at Houston (27,116)	10-6
Atlanta vs. Baltimore (50,085)	7-23
Atlanta at Denver (43,253)	20-14

1975 (3-3)

Atlanta at Washington (18,444)	16-14
Atlanta vs. Baltimore (Lincoln, Neb - 43,097) ..	3-10
Atlanta vs. Oakland (39,878)	22-7
Atlanta vs. N.Y. Jets (34,387)	16-13
Atlanta vs. Buffalo (Tampa, Fla. - 41,212) ..	14-16
Atlanta vs. Philadelphia (28,675)	14-17

1976 (2-4)

Atlanta vs. Washington (38,808)	10-17
Atlanta vs. Cleveland (Stillwater, Okla - 24,227) ..	7-31
Atlanta at Tampa Bay (Jacksonville, Fla. - 11,342) ..	3-17
Atlanta vs. New England (23,495)	17-28
Atlanta vs. Baltimore (24,986)	21-7
Atlanta at Green Bay (Milw - 54,989)	26-7

1977 (3-3)

Atlanta at St. Louis (24,667)	3-0
Atlanta vs. N.Y. Jets (28,954)	2-17
Atlanta vs. Denver (21,239)	2-10
Atlantavs. Tampa Bay (Orlando - 31,123) ..	30-21
Atlanta at Kansas City (22,748)	24-16
Atlanta at New England (41,346)	10-29

1978 (2-2)

Atlanta at NY Jets (31,480)	20-17
Atlanta at Pittsburgh (46,444)	7-13
Atlanta vs. Philadelphia (51,306)	7-24
Atlanta at Washington (29,487)	10-7

1979 (0-4)

Atlanta vs. New England (53,228)	14-37
Atlanta at St. Louis (39,705)	17-42
Atlanta vs. Washington (52,478)	6-16
Atlanta at Green Bay (55,416)	35-45

1980 (1-3)

Atlanta at Seattle (59,555)	10-14
Atlanta vs. Pittsburgh (55,695)	14-17
Atlanta at San Diego (47,184)	9-17
Atlanta vs. Baltimore (42,983)	51-35

1981 (2-3)

Atlanta vs. Cleveland (Canton, Ohio - 23,921) ..	10-24
Atlanta at Oakland (42,697)	16-17
Atlanta vs. NY Jets (51,163)	21-20
Atlanta at Minnesota (42,908)	19-20
Atlanta vs. Tampa Bay (53,688)	27-7

PRESEASON RESULTS

1982 (2-2)

Atlanta vs. Minnesota (49,831)	20-17
Atlanta at Baltimore (Phoenix - 56,748)	3-34
Atlanta vs. Philadelphia (51,175)	24-21
Atlanta at Tampa Bay (62,933)	0-34

1983 (2-2)

Atlanta vs. Washington (46,052)	13-10
Atlanta at Denver (73,199)	10-21
Atlanta at Tampa Bay (57,237)	6-17
Atlanta vs. Baltimore (37,420)	10-7

1984 (1-3)

Atlanta at Minnesota (51,693)	6-37
Atlanta at New Orleans (58,502)	21-31
Atlanta vs. Tampa Bay (29,610)	52-21
Atlanta vs. Denver (30,988)	13-24

1985 (2-2)

Atlanta vs. Washington (30,574)	14-17
Atlanta at Tampa Bay (34,040)	23-17
Atlanta at Green Bay (Milw - 49,703)	24-28
Atlanta vs. Miami (32,768)	19-17

1986 (2-2)

Atlanta vs. NY Giants (25,445)	31-24
Atlanta at Tampa Bay (28,797)	20-17
Atlanta vs. Cleveland (33,637)	21-27
Atlanta at Washington (52,619)	21-29

1987 (1-3)

Atlanta vs. Buffalo (31,166)	19-14
Atlanta at Kansas City (39,164)	10-13
Atlanta vs. Cleveland (35,960)	3-23
Atlanta vs. New England (Jacksonville - 59,129)	13-14

1988 (2-2)

Atlanta at New England (32,949)	34-30
Atlanta vs. Kansas City (23,369)	13-27
Atlanta vs. Tampa Bay (18,141)	19-14
Atlanta at Washington (Birmingham - 51,400)	17-34

1989 (1-3)

Atlanta at Philadelphia (40,145)	17-23
Atlanta at Tampa Bay (28,330)	0-27
Atlanta vs. New England (21,118)	7-23
Atlanta at Buffalo (Jacksonville- 41,813)	36-17

1990 (4-0)

Atlanta at Washington (Chapel Hill, N.C. - 52,036)	31-27
Atlanta vs. Cincinnati (43,472)	34-17
Atlanta at Green Bay (Milwaukee 51,069)	17-14
Atlanta at New England (24,106)	45-14

1991 (2-2)

Atlanta vs. L.A. Rams (Jacksonville 66,531)	38-17
Atlanta at Houston (52,140)	36-7
Atlanta vs. Tampa Bay (41,983)	7-12
Atlanta at Dallas (53,689) OT	17-20

1992 (1-3)

Atlanta at Cleveland (59,566)	0-7
Atlanta at Tampa Bay (37,000)	28-40
Atlanta vs. Philadelphia (66,834)	20-10
Atlanta vs. Buffalo (62,565)	21-27

1993 (1-3)

Atlanta vs. Miami (51,798)	27-28
Atlanta vs. Tampa Bay (49,108)	20-10
Atlanta at Philadelphia (54,425)	20-37
Atlanta at Buffalo (51,232)	16-17

1994 (3-2)

Atlanta at S.D. (23,185) (HOF Game, Canton, Ohio)	21-17
Atlanta at Denver (72,231)	16-37
Atlanta vs. Buffalo (46,595)	27-7
Atlanta at Cleveland (51,602)	7-28
Atlanta vs. Philadelphia (40,780)	20-12

1995 (2-2)

Atlanta at Philadelphia (43,678)	17-25
Atlanta vs. Miami (42,579)	37-0
Atlanta vs. Cleveland (41,813)	19-10
Atlanta at Buffalo (41,765)	14-20

1996 (2-2)

Atlanta vs. Seattle (30,284)	17-19
Atlanta at Tampa Bay (32,855)	0-16
Atlanta vs. Oakland (30,553)	27-6
Atlanta vs. Arizona (29,306)	31-30

1997 (1-3)

Atlanta at Detroit (40,425)	17-20
Atlanta vs. Tampa Bay (34,219)	17-12
Atlanta vs. Washington (37,984)	31-35
Atlanta at Jacksonville (67,743)	17-26

1998 (2-2)

Atlanta vs. Detroit (47,653)	35-31
Atlanta vs. Baltimore (44,843)	6-19
Atlanta at Tennessee (65,729)	3-17
Atlanta at Cincinnati (39,651)	28-16

1999 (2-2)

Atlanta vs. Detroit (47,653)	35-31
Atlanta vs. Baltimore (44,843)	6-19
Atlanta at Tennessee (65,729)	3-17
Atlanta at Cincinnati (39,651)	28-16

PRESEASON RESULTS

2000 (4-1)

Atlanta at Indianapolis (47,985).....	20-13
Atlanta at Dallas (42,178) (American Bowl, Tokyo, Japan).....	20-9
Atlanta vs. Cincinnati (38,346).....	31-16
Atlanta vs. San Diego (38,384).....	14-28
Atlanta at Jacksonville (55,946).....	31-20

2001 (3-1)

Atlanta vs. Pittsburgh (44,275).....	16-17
Atlanta at NY Jets (76,658).....	20-10
Atlanta at Washington (67,211).....	27-6
Atlanta vs. Tampa Bay (44,162).....	36-7

2002 (4-0)

Atlanta vs. Jacksonville (43,264).....	23-13
Atlanta vs. NY Giants (67,204).....	36-24
Atlanta at Dallas (62,942).....	21-19
Atlanta at Cincinnati (40,530).....	27-14

2003 (0-4)

Atlanta vs. Green Bay (68,818).....	21-27
Atlanta vs. Baltimore (68,237).....	10-13
Atlanta at Miami (59,093).....	21-30
Atlanta at Cleveland (69,618).....	9-20

2004 (2-2)

Atlanta at Baltimore (69,299).....	0-24
Atlanta vs. Minnesota (70,623).....	27-24
Atlanta vs. Cincinnati (70,331).....	37-10
Atlanta at Washington (72,892).....	0-27

2005 (4-1)

Atlanta at Indianapolis (Tokyo, Japan, 45,203).....	27-21
Atlanta vs. Baltimore (67,123).....	16-3
Atlanta vs. Tennessee (69,327).....	21-24
Atlanta at Jacksonville (60,596).....	23-7
Atlanta at Miami (71,616).....	20-17

2006 (2-2)

Atlanta vs. New England (69,283).....	26-23
Atlanta at Green Bay (69,845).....	10-38
Atlanta at Tennessee (69,143).....	20-6
Atlanta vs. Jacksonville (70,616).....	17-20

2007 (3-1)

Atlanta at NY Jets (75,767).....	16-31
Atlanta at Buffalo (50,577).....	13-10
Atlanta vs. Cincinnati (65,525).....	24-19
Atlanta vs. Baltimore (71,377).....	13-10

2008 (2-2)

Atlanta at Jacksonville (63,194).....	17-20
Atlanta vs. Indianapolis (59,693).....	9-16
Atlanta vs. Tennessee (47,318).....	17-3
Atlanta at Baltimore (70,149).....	10-9

2009 (2-2)

Atlanta at Detroit (34,785).....	26-27
Atlanta at St. Louis (46,958).....	20-13
Atlanta vs. San Diego (66,718).....	27-24
Atlanta vs. Baltimore (66,610).....	3-20

2010 (2-2)

Atlanta vs. Kansas City (65,726).....	20-10
Atlanta vs. New England (66,783).....	10-28
Atlanta at Miami (59,144).....	16-6
Atlanta at Jacksonville (61,802).....	9-13

2011 (0-4)

Atlanta vs. Miami (67,038).....	23-28
Atlanta at Jacksonville (60,815).....	13-15
Atlanta at Pittsburgh (56,754).....	16-34
Atlanta vs. Baltimore (67,216).....	7-21

2012 (1-3)

Atlanta vs. Baltimore (68,449).....	17-31
Atlanta vs. Cincinnati (68,541).....	19-24
Atlanta at Miami (41,550).....	23-6
Atlanta at Jacksonville (62,362).....	14-24

2013 (0-4)

Atlanta vs. Cincinnati (69,076).....	10-34
Atlanta at Baltimore (70,527).....	23-27
Atlanta at Tennessee (69,143).....	16-27
Atlanta vs. Jacksonville (69,555).....	16-20

2014 (2-2)

Atlanta vs. Miami (68,540).....	16-10
Atlanta at Houston (71,644).....	7-32
Atlanta vs. Tennessee (68,957).....	17-24
Atlanta at Jacksonville (59,031).....	24-14

2015 (2-2)

Atlanta vs. Tennessee (67,326).....	31-24
Atlanta at NY Jets (78,160).....	22-30
Atlanta at Miami (60,661).....	9-13
Atlanta vs. Baltimore (67,393).....	20-19

2016 (3-1)

Atlanta vs. Washington (65,340).....	23-17
Atlanta at Cleveland (58,327).....	24-13
Atlanta at Miami (Orlando) (45,974).....	6-17
Atlanta vs. Jacksonville (67,385).....	17-15

2017 (0-4)

Atlanta at Miami (64,271).....	23-20
Atlanta at Pittsburgh (48,809).....	17-13
Atlanta vs. Arizona (70,237).....	24-14
Atlanta vs. Jacksonville (69,472).....	13-7

ALL-TIME RESULTS

ATLANTA VS. ARIZONA

Cardinals lead series, 15-14

Cardinals lead postseason, 1-0

1966	Falcons	16-10 (A)
1968	Cardinals	17-12 (StL)
1971	Cardinals	26-9 (A)
1973	Cardinals	32-10 (A)
1975	Cardinals	23-20 (StL)
1978	Cardinals	42-21 (StL)
1980	Falcons	33-27 (StL) (OT)
1981	Falcons	41-20 (A)
1982	Cardinals	23-20 (A)
1986	Falcons	33-13 (A)
1987	Cardinals	34-21 (A)
1989	Cardinals	34-20 (Phx)
1990	Cardinals	24-13 (A)
1991	Cardinals	16-10 (Phx)
1992	Falcons	20-17 (A)
1993	Cardinals	27-10 (A)
1994	Falcons	10-6 (A)
1995	Cardinals	40-37 (Phx) (OT)
1997	Cardinals	29-26 (Phx)
1999	Falcons	37-14 (A)
2001	Falcons	34-14 (Phx)
2004	Falcons	6-3 (A)
2006	Falcons	32-10 (A)
2007	Cardinals	30-27 (Arz) (OT)
*2008	Cardinals	30-24 (Arz)
2010	Falcons	41-7 (A)
2012	Falcons	23-19 (A)
2013	Cardinals	27-13 (Arz)
2014	Falcons	29-18 (A)
2016	Falcons	38-19 (A)

Points-Cardinals 621, Falcons 662

*Postseason Points: Cardinals 30, Falcons 24

ATLANTA VS. BALTIMORE

Baltimore lead series, 3-2

1999	Ravens	19-13 (A)(OT)
2002	Falcons	20-17 (A)
2006	Ravens	24-10 (B)
2010	Falcons	26-21 (A)
2014	Ravens	29-7 (B)

Points-Ravens 110, Falcons 76

ATLANTA VS. BUFFALO

Falcons lead series, 7-4

1973	Bills	17-6 (A)
1977	Bills	3-0 (B)
1980	Falcons	30-14 (B)
1983	Falcons	31-14 (A)
1989	Falcons	30-28 (A)
1992	Bills	41-14 (B)
1995	Bills	23-17 (B)
2001	Falcons	33-30 (A)

2005	Falcons	24-21 (B)
2009	Falcons	31-3 (A)
2013	Falcons	34-31 (Tor) (OT)

Points-Bills 220, Falcons 250

ATLANTA VS. CAROLINA

Falcons lead series, 27-17

1995	Falcons	23-20 (A)(OT)
	Panthers	21-17 (C)
1996	Panthers	29-6 (C)
	Falcons	20-17 (A)
1997	Panthers	9-6 (A)
	Panthers	21-12 (C)
1998	Falcons	19-14 (C)
	Falcons	51-23 (A)
1999	Falcons	27-20 (A)
	Panthers	34-28 (C)
2000	Falcons	15-10 (C)
	Falcons	13-12 (A)
2001	Falcons	24-16 (A)
	Falcons	10-7 (C)
2002	Falcons	30-0 (A)
	Falcons	41-0 (C)
2003	Panthers	23-3 (C)
	Falcons	20-14 (A) (OT)
2004	Falcons	27-10 (C)
	Falcons	34-31 (A) (OT)
2005	Panthers	24-6 (C)
	Panthers	44-11 (A)
2006	Falcons	20-6 (C)
	Panthers	10-3 (A)
2007	Panthers	27-20 (A)
	Falcons	20-23 (C)
2008	Panthers	24-9 (C)
	Falcons	45-28 (A)
2009	Falcons	28-20 (A)
	Panthers	28-19 (C)
2010	Falcons	31-10 (C)
	Falcons	31-10 (A)
2011	Falcons	31-17 (A)
	Falcons	31-23 (C)
2012	Falcons	30-28 (A)
	Panthers	30-20 (C)
2013	Panthers	34-10 (C)
	Panthers	21-20 (A)
2014	Falcons	19-17 (A)
	Panthers	34-3 (C)
2015	Panthers	38-0 (C)
	Falcons	20-13 (A)
2016	Falcons	48-33 (A)
	Falcons	33-16 (C)

Points-Falcons 965, Panthers 848

ALL-TIME RESULTS

ATLANTA VS. CHICAGO

Bears lead series, 14-12

1966	Bears	23-6 (C)
1967	Bears	23-14 (A)
1968	Falcons	16-13 (C)
1969	Falcons	48-31 (A)
1970	Bears	23-14 (A)
1972	Falcons	37-21 (C)
1973	Falcons	46-6 (A)
1974	Falcons	13-10 (A)
1976	Falcons	10-0 (C)
1977	Falcons	16-10 (C)
1978	Bears	13-7 (C)
1980	Falcons	28-17 (A)
1983	Falcons	20-17 (C)
1985	Bears	36-0 (C)
1986	Bears	13-10 (A)
1990	Bears	30-24 (C)
1992	Bears	41-31 (C)
1993	Bears	6-0 (C)
1998	Falcons	20-13 (A)
2001	Bears	31-3 (A)
2002	Bears	14-13 (A)
2005	Bears	16-3 (C)
2008	Falcons	22-20 (A)
2009	Falcons	21-14 (A)
2011	Bears	30-12 (C)
2014	Bears	27-13 (A)

(Points-Bears 498, Falcons 447)

ATLANTA VS. CINCINNATI

Bengals lead series, 8-5

1971	Falcons	9-6 (C)
1975	Bengals	21-14 (A)
1978	Bengals	37-7 (C)
1981	Bengals	30-28 (A)
1984	Bengals	35-14 (C)
1987	Bengals	16-10 (A)
1990	Falcons	38-17 (A)
1993	Bengals	21-17 (C)
1996	Bengals	41-31 (C)
2002	Falcons	30-3 (A)
2006	Falcons	29-27 (C)
2010	Falcons	39-32 (A)
2014	Bengals	24-10 (C)

(Points-Bengals 310, Falcons 276)

ATLANTA VS. CLEVELAND

Browns lead series, 11-3

1966	Browns	49-17 (A)
1968	Browns	30-7 (C)
1971	Falcons	31-14 (C)
1976	Browns	20-17 (A)
1978	Browns	24-16 (A)
1981	Browns	28-17 (C)

1984	Browns	23-7 (A)
1987	Browns	38-3 (C)
1990	Browns	13-10 (C)
1993	Falcons	17-14 (A)
2002	Browns	24-16 (C)
2006	Browns	17-13 (A)
2010	Falcons	20-10 (C)
2014	Browns	26-24 (A)

(Points-Browns 330, Falcons 215)

ATLANTA VS. DALLAS

Cowboys lead series, 14-10

Cowboys lead postseason, 2-0

1966	Cowboys	47-14 (A)
1967	Cowboys	37-7 (D)
1969	Cowboys	24-17 (A)
1970	Cowboys	13-0 (D)
1974	Cowboys	24-0 (A)
1976	Falcons	17-10 (A)
*1978	Cowboys	27-20 (D)
*1980	Cowboys	30-27 (A)
1985	Cowboys	24-10 (D)
1986	Falcons	37-35 (D)
1987	Falcons	21-10 (D)
1988	Cowboys	26-20 (D)
1989	Falcons	27-21 (A)
1990	Falcons	26-7 (A)
1991	Cowboys	31-27 (D)
1992	Cowboys	41-17 (A)
1993	Falcons	27-14 (A)
1995	Cowboys	28-13 (A)
1996	Cowboys	32-28 (D)
1999	Cowboys	24-7 (D)
2001	Falcons	20-13 (A)
2003	Falcons	27-13 (D)
2006	Cowboys	38-28 (A)
2009	Cowboys	37-21 (D)
2012	Falcons	19-13 (A)
2015	Falcons	39-28 (D)

(Regular Season Points: Cowboys 590, Falcons 469)

(*Postseason Points: Cowboys 57, Falcons 47)

ATLANTA VS. DENVER

Broncos lead series, 8-6

Broncos lead postseason, 1-0

1970	Broncos	24-10 (D)
1972	Falcons	23-20 (A)
1975	Falcons	35-21 (A)
1979	Broncos	20-17 (A) (OT)
1982	Falcons	34-27 (D)
1985	Broncos	44-28 (A)
1988	Broncos	30-14 (D)
1994	Broncos	32-28 (D)
1997	Broncos	29-21 (A)

ALL-TIME RESULTS

*1998	Broncos	34-19 (Mia)
2000	Broncos	42-14 (D)
2004	Falcons	41-28 (A)
2008	Broncos	24-20 (A)
2012	Falcons	27-21 (A)
2016	Falcons	23-16 (D)

(Regular Season Points: (Broncos 350, Atlanta 294)

(Postseason Points: Broncos 34, Atlanta 19)

*Super Bowl XXXIII

ATLANTA VS. DETROIT

Lions lead series 24-12

1966	Lions	28-10 (D)
1967	Lions	24-3 (D)
1968	Lions	24-7 (A)
1969	Lions	27-21 (D)
1971	Lions	41-38 (D)
1972	Lions	26-23 (A)
1973	Lions	31-6 (D)
1975	Lions	17-14 (A)
1976	Lions	24-10 (D)
1977	Falcons	17-6 (A)
1978	Falcons	14-0 (A)
1979	Lions	24-23 (D)
1980	Falcons	43-28 (A)
1983	Falcons	30-14 (D)
1984	Lions	27-24 (A) (OT)
1985	Lions	28-27 (A)
1986	Falcons	20-6 (D)
1987	Lions	30-13 (A)
1988	Lions	31-17 (D)
1989	Lions	31-24 (A)
1990	Lions	21-14 (D)
1993	Lions	30-13 (D)
1994	Lions	31-28 (D) (OT)
1995	Falcons	34-22 (A)
1996	Lions	28-24 (D)
1997	Lions	28-17 (D)
1998	Falcons	24-17 (D)
2000	Lions	13-10 (D)
2002	Falcons	36-15 (A)
2004	Lions	17-10 (A)
2005	Falcons	27-7 (D)
2006	Lions	30-14 (D)
2008	Falcons	34-21 (A)
2011	Falcons	23-16 (D)
2012	Falcons	31-18 (D)
2014	Lions	22-21 (London)

(Points-Lions 803, Falcons 744)

ATLANTA VS. GREEN BAY

Green Bay leads series, 15-13

Postseason series tied, 2-2

1966	Packers	56-3 (Mil)
------	---------	------------

1967	Packers	23-0 (Mil)
1968	Packers	38-7 (A)
1969	Packers	28-10 (GB)
1970	Packers	27-24 (GB)
1971	Falcons	28-21 (A)
1972	Falcons	10-9 (Mil)
1974	Falcons	10-3 (A)
1975	Packers	22-13 (GB)
1976	Packers	24-20 (A)
1979	Falcons	25-7 (A)
1981	Falcons	31-17 (GB)
1982	Packers	38-7 (A)
1983	Falcons	47-41 (A-OT)
1988	Falcons	20-0 (A)
1989	Packers	23-21 (Mil)
1991	Falcons	35-31 (A)
1992	Falcons	24-10 (A)
1994	Packers	21-17 (Mil)
*1995	Packers	37-20 (GB)
2001	Falcons	23-20 (GB)
2002	Packers	37-34 (GB-OT)
*2002	Falcons	27-7 (GB)
2005	Packers	33-25 (A)
2008	Falcons	27-24 (GB)
2010	Falcons	20-17 (A)
	^ Packers	48-21 (A)
2011	Packers	25-14 (A)
2013	Packers	22-21 (GB)
2014	Packers	43-37 (GB)
2016	Falcons	33-32 (A)
2016	**Falcons	44-21 (A)

(Points-Packers 692, Falcons 590)

(Postseason Points- Packers 113, Falcons 112)

*NFC Wild Card

^ NFC Divisional Round

** NFC Championship

ATLANTA VS. HOUSTON

Houston leads series, 2-2

2003	Texans	17-13 (H)
2007	Falcons	26-16 (A)
2011	Texans	17-10 (H)
2015	Falcons	48-21 (A)

(Points-Falcons 97, Texans 71)

ATLANTA VS. INDIANAPOLIS*

Colts lead series, 14-2

1966	Colts	19-7 (A)
1967	Colts	38-31 (B)
	Colts	49-7 (A)
1968	Colts	28-20 (A)
	Colts	44-0 (B)
1969	Colts	21-14 (A)
	Colts	13-6 (B)
1974	Colts	17-7 (A)

ALL-TIME RESULTS

1986	Colts	28-23 (A)
1989	Colts	13-9 (I)
1998	Falcons	28-21 (A)
2001	Colts	41-27 (I)
2003	Colts	38-7 (I)
2007	Colts	31-13 (A)
2011	Falcons	31-7 (I)
2015	Colts	24-21 (A)

(Points-Colts 432, Falcons 251)

*Franchise in Baltimore prior to 1984.

ATLANTA VS. JACKSONVILLE

Series Tied, 3-3

1996	Jaguars	19-17 (J)
1999	Jaguars	30-7 (A)
2003	Falcons	21-14 (A)
2007	Jaguars	13-7 (J)
2011	Falcons	41-14 (A)
2015	Falcons	23-17 (J)

(Points-Falcons 116, Jaguars 104)

ATLANTA VS. KANSAS CITY

Chiefs lead series, 6-3

1972	Chiefs	17-14 (A)
1985	Chiefs	38-10 (KC)
1991	Chiefs	14-3 (KC)
1994	Chiefs	30-10 (A)
2000	Falcons	29-13 (A)
2004	Chiefs	56-10 (KC)
2008	Falcons	38-14 (A)
2012	Falcons	40-24 (KC)
2016	Chiefs	29-28 (A)

(Points-Chiefs 235, Falcons 182)

ATLANTA VS. LOS ANGELES*

Rams lead series, 47-28-2

Falcons lead postseason, 1-0

1966	Rams	19-14 (A)
1967	Rams	31-3 (A)
	Rams	20-3 (LA)
1968	Rams	27-14 (LA)
	Rams	17-10 (A)
1969	Rams	17-7 (LA)
	Rams	38-6 (A)
1970	Tie	10-10 (LA)
	Rams	17-7 (A)
1971	Tie	20-20 (LA)
	Rams	24-16 (A)
1972	Falcons	31-3 (A)
	Rams	20-7 (LA)
1973	Rams	31-0 (LA)
	Falcons	15-13 (A)
1974	Rams	21-0 (LA)
	Rams	30-7 (A)
1975	Rams	22-7 (LA)

	Rams	16-7 (A)
1976	Rams	30-14 (A)
	Rams	59-0 (LA)
1977	Falcons	17-6 (A)
	Rams	23-7 (LA)
1978	Rams	10-0 (LA)
	Falcons	15-7 (A)
1979	Rams	20-14 (LA)
	Rams	34-13 (A)
1980	Falcons	13-10 (A)
	Rams	20-17 (LA)(OT)
1981	Rams	37-35 (A)
	Rams	21-16 (LA)
1982	Falcons	34-17 (A)
1983	Rams	27-21 (LA)
	Rams	36-13 (A)
1984	Falcons	30-28 (LA)
	Rams	24-10 (A)
1985	Rams	17-6 (LA)
	Falcons	30-14 (A)
1986	Falcons	26-14 (A)
	Rams	14-7 (LA)
1987	Falcons	24-20 (A)
	Rams	33-0 (LA)
1988	Rams	33-0 (A)
	Rams	22-7 (LA)
1989	Rams	31-21 (A)
	Rams	26-14 (LA)
1990	Rams	44-24 (LA)
	Falcons	20-13 (A)
1991	Falcons	31-24 (KC)
	Falcons	31-14 (LA)
1992	Falcons	30-28 (A)
	Rams	38-27 (LA)
1993	Falcons	30-24 (A)
	Falcons	13-0 (LA)
1994	Falcons	31-13 (A)
	Falcons	8-5 (LA)
1995	Rams	21-19 (StL)
	Falcons	31-6 (A)
1996	Rams	59-16 (StL)
	Rams	34-27 (A)
1997	Falcons	34-31 (A)
	Falcons	27-21 (StL)
1998	Falcons	37-15 (A)
	Falcons	21-10 (StL)
1999	Rams	35-7 (StL)
	Rams	41-13 (A)
2000	Rams	41-20 (A)
	Rams	45-29 (StL)
2001	Rams	35-6 (A)
	Rams	31-13 (StL)
2003	Rams	36-0 (StL)
2004	Falcons	34-17 (A)
*2005	Falcons	47-17 (A)

ALL-TIME RESULTS

2007	Rams	28-16 (StL)
2008	Falcons	31-27 (A)
2010	Falcons	34-17 (StL)
2013	Falcons	31-24 (A)
2016	Falcons	42-14 (LA)

(Points-Rams 1,810, Falcons 1,321)

*Franchise in LA prior to 1995.

*Franchise in STL prior to 2016

*NFC Divisional Playoff

ATLANTA VS. MIAMI

Dolphins lead series, 8-4

1970	Dolphins	20-7 (A)
1974	Dolphins	42-7 (M)
1980	Dolphins	20-17 (A)
1983	Dolphins	31-24 (M)
1986	Falcons	20-14 (M)
1992	Dolphins	21-17 (M)
1995	Dolphins	21-20 (M)
1998	Falcons	38-16 (A)
2001	Dolphins	21-14 (M)
2005	Falcons	17-10 (M)
2009	Falcons	19-7 (A)
2013	Dolphins	27-23 (M)

(Points-Dolphins 250, Falcons 223)

ATLANTA VS. MINNESOTA

Vikings lead series, 17-10

Postseason tied, 1-1

1966	Falcons	20-13 (M)
1967	Falcons	21-20 (A)
1968	Vikings	47-7 (M)
1969	Falcons	10-3 (A)
1970	Vikings	37-7 (A)
1971	Vikings	24-7 (M)
1973	Falcons	20-14 (A)
1974	Vikings	23-10 (M)
1975	Vikings	38-0 (M)
1977	Vikings	14-7 (A)
1980	Vikings	24-23 (M)
1981	Falcons	31-30 (A)
*1982	Vikings	30-24 (M)
1984	Vikings	27-20 (M)
1985	Falcons	14-13 (A)
1987	Vikings	24-13 (M)
1989	Vikings	43-17 (M)
1991	Vikings	20-19 (A)
1996	Vikings	23-17 (A)
**1998	Falcons	30-27 (M)(OT)
1999	Vikings	17-14 (A)
2002	Falcons	30-24 (M) (OT)
2003	Vikings	39-26 (A)
2005	Falcons	30-10 (A)
2007	Vikings	24-3 (M)
2008	Falcons	24-17 (M)
2011	Falcons	24-14 (A)

2014	Vikings	41-28 (M)
2015	Vikings	20-10 (A)

(Regular Season Points-Vikings 643, Falcons 452)

(Postseason Points-Vikings 57, Falcons 54)

*NFC Playoffs

** NFC Championship

ATLANTA VS. NEW ENGLAND

New England leads series, 7-6

New England lead postseason, 1-0

1972	Patriots	21-20 (NE)
1977	Patriots	16-10 (A)
1980	Falcons	37-21 (NE)
1983	Falcons	24-13 (A)
1986	Patriots	25-17 (NE)
1989	Falcons	16-15 (A)
1992	Falcons	34-0 (A)
1995	Falcons	30-17 (M)
1998	Falcons	41-10 (NE)
2001	Patriots	24-10 (A)
2005	Patriots	31-28 (A)
2009	Patriots	26-10 (NE)
2013	Patriots	30-23 (A)
*2016	Patriots	34-28 (Hou) (OT)

*Super LI

(Points-Falcons 300, Patriots 249)

(Postseason Points - Patriots 34, Falcons 28)

ATLANTA VS. NEW ORLEANS

Falcons lead series, 50-45

Falcons lead postseason, 1-0

1967	Saints	27-24 (NO)
1969	Falcons	45-17 (A)
1970	Falcons	14-3 (NO)
	Falcons	32-14 (A)
1971	Falcons	28-6 (A)
	Falcons	24-20 (NO)
1972	Falcons	21-14 (NO)
	Falcons	36-20 (A)
1973	Falcons	62-7 (NO)
	Falcons	14-10 (A)
1974	Saints	14-13 (NO)
	Saints	13-3 (A)
1975	Falcons	14-7 (A)
	Saints	23-7 (NO)
1976	Saints	30-0 (NO)
	Falcons	23-20 (A)
1977	Saints	21-20 (NO)
	Falcons	35-7 (A)
1978	Falcons	20-17 (NO)
	Falcons	20-17 (A)
1979	Falcons	40-34 (NO)(OT)
	Saints	37-6 (A)
1980	Falcons	41-14 (NO)
	Falcons	31-13 (A)
1981	Falcons	27-0 (A)

ALL-TIME RESULTS

	Falcons	41-10 (NO)
1982	Falcons	35-0 (A)
	Saints	35-6 (NO)
1983	Saints	19-17 (A)
	Saints	27-10 (NO)
1984	Falcons	36-28 (NO)
	Saints	17-13 (A)
1985	Falcons	31-24 (A)
	Falcons	16-10 (NO)
1986	Falcons	31-10 (NO)
	Saints	14-9 (A)
1987	Saints	38-0 (A)
1988	Saints	29-21 (A)
	Saints	10-9 (NO)
1989	Saints	20-13 (NO)
	Saints	26-17 (A)
1990	Falcons	28-27 (A)
	Saints	10-7 (NO)
1991	Saints	27-6 (A)
	Falcons	23-20 (NO)(OT)
	*Falcons	27-20 (NO)
1992	Saints	10-7 (A)
	Saints	22-14 (NO)
1993	Saints	34-31 (A)
	Falcons	26-15 (NO)
1994	Saints	33-32 (NO)
	Saints	29-20 (A)
1995	Falcons	27-24 (NO) (OT)
	Falcons	19-14 (A)
1996	Falcons	17-15 (A)
	Falcons	31-15 (NO)
1997	Falcons	23-17 (NO)
	Falcons	20-3 (A)
1998	Falcons	31-23 (A)
	Falcons	27-17 (NO)
1999	Falcons	20-17 (NO)
	Falcons	35-12 (A)
2000	Saints	21-19 (A)
	Saints	23-7 (NO)
2001	Falcons	20-13 (NO)
	Saints	28-10 (A)
2002	Falcons	37-35 (NO)
	Falcons	24-17 (A)
2003	Saints	45-17 (A)
	Saints	23-20 (NO) (OT)
2004	Falcons	24-21 (A)
	Saints	26-13 (NO)
2005	Falcons	34-31 (NO)
	Falcons	36-17 (A)
2006	Saints	23-3 (NO)
	Saints	31-13 (A)
2007	Saints	22-16 (NO)
	Saints	34-14 (A)
2008	Falcons	34-20 (A)
	Saints	29-25 (NO)
2009	Saints	35-27 (NO)

	Saints	26-23 (A)
2010	Falcons	27-24 (NO) (OT)
	Saints	17-14 (A)
2011	Saints	26-23 (A) (OT)
	Saints	45-16 (NO)
2012	Saints	31-27 (NO)
	Falcons	23-13 (A)
2013	Saints	23-17 (NO)
	Saints	17-13 (A)
2014	Falcons	37-34 (A)
	Falcons	30-14 (NO)
2015	Saints	31-21 (NO)
	Saints	20-17 (A)
2016	Falcons	45-32 (NO)
	Falcons	38-32 (A)

(Points-Falcons 2,113, Saints 1,982)

(Postseason Points-Falcons 27, Saints 20)

*NFC Wild Card

ATLANTA VS. N.Y. GIANTS

Series Tied, 12-11

Giants lead postseason, 1-0

1966	Falcons	27-16 (NY)
1968	Falcons	24-21 (A)
1971	Giants	21-17 (A)
1974	Falcons	14-7 (New Haven)
1977	Falcons	17-3 (A)
1978	Falcons	23-20 (A)
1979	Giants	24-3 (NY)
1981	Giants	27-24 (A) (OT)
1982	Falcons	16-14 (NY)
1983	Giants	16-13 (A) (OT)
1984	Giants	19-7 (A)
1988	Giants	23-16 (A)
1998	Falcons	34-20 (NY)
2000	Giants	13-6 (A)
2002	Falcons	17-10 (NY)
2003	Falcons	27-7 (NY)
2004	Falcons	14-10 (NY)
2006	Giants	27-14 (A)
2007	Giants	31-10 (A)
2009	Giants	34-31 OT (NY)
*2011	Giants	24-2 (NY)
2012	Falcons	34-0 (A)
2014	Giants	30-20 (NY)
2015	Falcons	24-20 (NY)

(Points- Falcons, 432, Giants 413)

(Postseason Points-Giants 24, Falcons 2)

*NFC Wildcard Playoff Game

ATLANTA VS. N.Y. JETS

Falcons lead series, 6-5

1973	Falcons	28-20 (NY)
1980	Jets	14-7 (A)
1983	Falcons	27-21 (NY)
1986	Jets	28-14 (A)

ALL-TIME RESULTS

1989	Jets	27-7 (NY)
1992	Falcons	20-17 (A)
1995	Falcons	13-3 (A)
1998	Jets	28-3 (NY)
2005	Falcons	27-14 (A)
2009	Falcons	10-7 (NY)
2013	Jets	30-28 (A)

(Points-Jets 209, Falcons 184)

ATLANTA VS. OAKLAND*

Series Tied, 7-7

1971	Falcons	24-13 (A)
1975	Raiders	37-34 (O) (OT)
1979	Raiders	50-19 (O)
1982	Raiders	38-14 (A)
1985	Raiders	34-24 (A)
1988	Falcons	12-6 (LA)
1991	Falcons	21-17 (A)
1994	Raiders	30-17 (LA)
1997	Raiders	36-31 (A)
2000	Raiders	41-14 (O)
2004	Falcons	35-10 (A)
2008	Falcons	24-0 (O)
2012	Falcons	23-20 (A)
2016	Falcons	35-28 (O)

(Points-Raiders 360, Falcons 327)

*Franchise in LA from 1983-1994.

ATLANTA VS. PHILADELPHIA

Eagles lead series, 16-13-1

Eagles lead postseason, 2-1

1966	Eagles	23-10 (P)
1967	Eagles	38-7 (A)
1969	Falcons	27-3 (P)
1970	Tie	13-13 (P)
1973	Falcons	44-27 (P)
1976	Eagles	14-13 (A)
*1978	Falcons	14-13 (A)
1979	Falcons	14-10 (P)
1980	Falcons	20-17 (P)
1981	Eagles	16-13 (P)
1983	Eagles	28-24 (A)
1984	Falcons	26-10 (A)
1985	Eagles	23-17 (P)(OT)
1986	Eagles	16-0 (A)
1988	Falcons	27-24 (P)
1990	Eagles	24-23 (A)
1994	Falcons	28-21 (A)
1996	Eagles	33-18 (A)
1997	Falcons	20-17 (A)
1998	Falcons	17-12 (A)
2000	Eagles	38-10 (P)
#2002	Eagles	20-6 (P)
2003	Eagles	23-16 (A)
*2005	Eagles	27-10 (P)

2005	Falcons	14-10 (A)
2006	Eagles	24-17 (P)
2008	Eagles	27-14 (P)
2009	Eagles	34-7 (A)
2010	Eagles	31-17 (P)
2011	Falcons	35-31 (A)
2012	Falcons	30-17 (P)
2015	Falcons	26-24 (A)
2016	Eagles	24-15 (P)

(Points-Eagles 652, Falcons 562)

(Postseason Points-Eagles 60, Falcons 30)

*NFC Wild Card

#NFC Divisional Playoff

*NFC Championship Game

ATLANTA VS. PITTSBURGH

Steelers lead series, 13-2-1

1966	Steelers	57-33 (A)
1968	Steelers	41-21 (A)
1970	Falcons	27-16 (A)
1974	Steelers	24-17 (P)
1978	Steelers	31-7 (P)
1981	Steelers	34-20 (A)
1984	Steelers	35-10 (P)
1987	Steelers	28-12 (A)
1990	Steelers	21-9 (P)
1993	Steelers	45-17 (A)
1996	Steelers	20-17 (A)
1999	Steelers	13-9 (P)
2002	Tie	34-34 (P)
2006	Falcons	41-38 (A)
2010	Steelers	15-9 (P) (OT)
2014	Steelers	27-20 (A)

(Points-Steelers 452, Falcons 283)

ATLANTA VS. SAN DIEGO

Falcons lead series, 8-2

1973	Falcons	41-0 (SD)
1979	Falcons	28-26 (SD)
1988	Chargers	10-7 (A)
1991	Falcons	13-10 (SD)
1994	Falcons	10-9 (A)
1997	Falcons	14-3 (SD)
2000	Falcons	21-20 (A)
2008	Falcons	22-16 (SD)
2012	Falcons	27-3 (SD)
2016	Chargers	33-30 (A)

(Points-Falcons 213, Chargers 130)

ATLANTA VS. SAN FRANCISCO

49ers lead series, 46-30-1

Postseason series tied, 1-1

1966	49ers	44-7 (A)
1967	49ers	38-7 (SF)
	49ers	34-28 (A)

ALL-TIME RESULTS

1968	49ers.....	28-13 (SF)	1996	49ers.....	39-17 (SF)
	49ers.....	14-12 (A)		49ers.....	34-10 (A)
1969	Falcons.....	24-12 (A)	1997	49ers.....	34-7 (SF)
	Falcons.....	21-7 (SF)		49ers.....	35-28 (A)
1970	Falcons.....	21-20 (A)	1998	49ers.....	31-20 (SF)
	49ers.....	24-20 (SF)		Falcons.....	31-19 (A)
1971	Falcons.....	20-17 (A)		*Falcons.....	20-18 (A)
	49ers.....	24-3 (SF)	1999	49ers.....	26-7 (SF)
1972	49ers.....	49-14 (A)		Falcons.....	34-29 (A)
	49ers.....	20-0 (SF)	2000	Falcons.....	36-28 (A)
1973	49ers.....	13-9 (A)		49ers.....	16-6 (SF)
	Falcons.....	17-3 (SF)	2001	49ers.....	16-13 (SF) (OT)
1974	49ers.....	16-10 (A)		49ers.....	37-31 (A) (OT)
	49ers.....	27-0 (SF)	2004	Falcons.....	21-19 (SF)
1975	Falcons.....	17-3 (SF)	2007	Falcons.....	20-16 (A)
	Falcons.....	31-9 (A)	2009	Falcons.....	45-10 (SF)
1976	49ers.....	15-0 (SF)	2010	Falcons.....	16-14 (A)
	Falcons.....	21-16 (A)	**2012	49ers.....	28-24 (A)
1977	Falcons.....	7-0 (SF)	2013	49ers.....	34-24 (SF)
	49ers.....	10-3 (A)	2015	49ers.....	17-16 (SF)
1978	Falcons.....	20-17 (SF)	2016	Falcons.....	41-13 (A)
	Falcons.....	21-10 (A)	(Points-49ers 1,834, Falcons 1,358)		
1979	49ers.....	20-15 (SF)	*NFC Divisional Playoffs		
	Falcons.....	31-21 (A)	**2012 NFC Championship		
1980	Falcons.....	20-17 (SF)	ATLANTA VS. SEATTLE		
	Falcons.....	35-10 (A)	Seahawks lead series, 10-5		
1981	Falcons.....	34-17 (A)	Falcons lead postseason series, 2-0		
	49ers.....	17-14 (SF)	1976	Seahawks.....	30-13 (S)
1982	Falcons.....	17-7 (SF)	1979	Seahawks.....	31-28 (A)
1983	49ers.....	24-20 (SF)	1985	Seahawks.....	30-26 (S)
	Falcons.....	28-24 (A)	1988	Seahawks.....	31-20 (A)
1984	49ers.....	14-5 (SF)	1991	Falcons.....	26-13 (A)
	49ers.....	35-17 (A)	1997	Falcons.....	24-17 (S)
1985	49ers.....	35-16 (SF)	2000	Seahawks.....	30-10 (A)
	49ers.....	38-17 (A)	2002	Seahawks.....	30-24 (A) (OT)
1986	Tie.....	10-10 (A)(OT)	2004	Seahawks.....	28-26 (S)
	49ers.....	20-0 (SF)	2005	Seahawks.....	21-18 (S)
1987	49ers.....	25-17 (A)	2007	Falcons.....	44-41 (A)
	49ers.....	35-7 (SF)	2010	Falcons.....	34-18 (S)
1988	Falcons.....	34-17 (SF)	2011	Falcons.....	30-28 (S)
	49ers.....	13-3 (A)	*2012	Falcons.....	30-28 (A)
1989	49ers.....	45-3 (SF)	2013	Seahawks.....	33-10 (A)
	49ers.....	23-10 (A)	2016	Seahawks.....	26-24 (S)
1990	49ers.....	19-13 (SF)	*2016	Atlanta.....	36-20 (A)
	49ers.....	45-35 (A)	*NFC Divisional Playoffs		
1991	Falcons.....	39-34 (SF)	(Points-Seahawks 407, Falcons 357)		
	Falcons.....	17-14 (A)	ATLANTA VS. TAMPA BAY		
1992	49ers.....	56-17 (SF)	Buccaneers lead series, 24-23		
	49ers.....	41-3 (A)	1977	Falcons.....	17-0 (TB)
1993	49ers.....	37-30 (SF)	1978	Bucs.....	14-9 (TB)
	Falcons.....	27-24 (A)	1979	Falcons.....	17-14 (A)
1994	49ers.....	42-3 (A)	1981	Bucs.....	24-23 (TB)
	49ers.....	50-14 (SF)	1984	Bucs.....	23-6 (TB)
1995	49ers.....	41-10 (SF)			
	Falcons.....	28-27 (A)			

ALL-TIME RESULTS

1986	Falcons	23-20 (TB) (OT)
1987	Bucs.	48-10 (TB)
1988	Falcons	17-10 (A)
1990	Bucs.	23-17 (TB)
1991	Falcons	43-7 (A)
1992	Falcons	35-7 (TB)
1993	Bucs.	31-24 (A)
1994	Falcons	34-13 (A)
1995	Falcons	24-21 (TB)
1997	Bucs.	31-10 (A)
1999	Bucs.	19-10 (TB)
2000	Bucs.	27-14 (A)
2002	Bucs.	20-6 (A)
	Bucs.	34-10 (TB)
2003	Bucs.	30-28 (TB)
	Falcons	30-28 (TB)
2004	Falcons	24-14 (A)
	Bucs.	27-0 (TB)
2005	Bucs.	30-27 (A)
	Bucs.	27-24 (TB)
2006	Falcons	14-3 (A)
	Falcons	17-6 (TB)
2007	Bucs.	31-7 (A)
	Bucs.	37-3 (TB)
2008	Bucs.	24-9 (TB)
	Falcons	13-10 (A) (OT)
2009	Falcons	20-17 (A)
	Falcons	20-10 (TB)
2010	Falcons	27-21 (A)
	Falcons	28-24 (TB)
2011	Bucs.	16-13 (TB)
	Falcons	45-24 (A)
2012	Falcons	24-23 (TB)
	Bucs.	24-17 (A)
2013	Falcons	31-23 (A)
	Bucs.	41-28 (TB)
2014	Falcons	56-14 (A)
	Falcons	27-17 (TB)
2015	Buccaneers	23-20 (A)
	Buccaneers	23-19 (TB)
2016	Buccaneers	31-24 (A)
	Falcons	43-28 (TB)

(Points-Bucs 1,013, Falcons 969)

ATLANTA VS. TENNESSEE*

Series tied, 7-7

1972	Falcons	20-10 (A)
1976	Oilers.	20-14 (H)
1978	Falcons	20-14 (A)
1981	Falcons	31-27 (H)
1984	Falcons	42-10 (A)
1987	Oilers.	37-33 (H)
1990	Falcons	47-27 (A)
1993	Oilers.	33-17 (H)
1996	Oilers.	23-13 (A)
1999	Titans	30-17 (T)
2003	Titans	38-31 (A)
2007	Titans	13-10 (T)
2011	Falcons	23-17 (A)
2015	Falcons	10-7 (T)

(Points-Falcons 331, Titans 293)

*Franchise in Houston prior to 1997 and known as Houston Oilers; Team name from 1997-98 was Tennessee Oilers; in 1999 team was renamed Tennessee Titans.

ATLANTA VS. WASHINGTON

Redskins lead series, 14-8-1

Redskins lead postseason, 1-0

1966	Redskins	33-20 (W)
1967	Tie	20-20 (A)
1969	Redskins	27-20 (W)
1972	Redskins	24-13 (W)
1975	Redskins	30-27 (A)
1977	Redskins	10-6 (W)
1978	Falcons	20-17 (A)
1979	Redskins	16-7 (A)
1980	Falcons	10-6 (A)
1983	Redskins	37-21 (W)
1984	Redskins	27-14 (W)
1985	Redskins	44-10 (A)
1987	Falcons	21-20 (A)
*1989	Redskins	31-30 (A)
1991	Redskins	56-17 (W)
*1991	Redskins	24-7 (W)
1992	Redskins	24-17 (W)
1993	Redskins	30-17 (W)
2003	Redskins	33-31 (A)
2006	Falcons	24-14 (W)
2009	Falcons	31-17 (A)
2012	Falcons	24-17 (W)
2013	Falcons	27-26 (A)

(Points-Redskins 579, Falcons 444)

*NFC Divisional Playoffs

YEAR-BY-YEAR RESULTS

1966 (3-11) 7TH EAST CONF.

COACH: NORB HECKER

9/11	LA	14	19	L	54,418
9/18	@ PHI	10	23	L	54,049
9/25	@ DET	10	28	L	47,615
10/2	DAL	14	47	L	56,990
10/9	@ WAS	20	33	L	50,116
10/16	SF	7	44	L	54,788
10/23	@ GB Mil	3	56	L	48,623
10/30	CLE	17	49	L	57,235
11/13	BAL	7	19	L	58,850
11/20	@ NYG	27	16	W	62,746
11/27	@ CHI	6	23	L	44,777
12/4	@ MIN	20	13	W	37,117
12/11	STL	16	10	W	57,169
12/18	PIT	33	57	L	56,229

1969 (6-8) 3RD COASTAL

COACH: NORM VAN BROCKLIN

9/21	SF	24	12	W	45,940
9/28	@ LA	7	17	L	58,031
10/5	BAL	14	21	L	57,806
10/12	DAL	17	24	L	54,833
10/19	@ SF	21	7	W	28,684
10/26	@ GB	10	28	L	50,861
11/2	LA	6	38	L	58,850
11/9	@ DET	21	27	L	53,242
11/16	CHI	48	31	W	53,722
11/23	@ WAS	20	27	L	50,345
11/30	@ BAL	6	13	L	60,238
12/7	NO	45	17	W	51,021
12/14	@ PHI	27	3	W	60,658
12/21	MIN	10	3	W	52,872

1972 (7-7) 2ND NFC WEST

COACH: NORM VAN BROCKLIN

9/17	@ CHI	37	21	W	55,701
9/24	@ NE	20	21	L	60,999
10/1	LA	31	3	W	58,850
10/8	DET	23	26	L	58,850
10/15	@ NO	21	14	W	66,294
10/22	@ GB Mil	10	9	W	47,967
10/29	SF	14	49	L	58,850
11/5	@ LA	7	20	L	75,081
11/12	NO	36	20	W	58,850
11/20	@ WAS	13	24	L	53,039
11/26	DEN	23	20	W	58,850
12/3	HOU	20	10	W	58,850
12/10	@ SF	0	20	L	61,214
12/17	KC	14	17	L	58,850

1967 (1-12-1) 4TH COASTAL.

COACH: NORB HECKER

9/17	@ BAL	31	38	L	56,715
9/24	@ SF	7	38	L	30,207
10/1	@ GB Mil	0	23	L	49,467
10/8	PHI	7	38	L	53,868
10/15	WAS	20	20	T	56,538
10/22	@ DET	3	24	L	50,601
10/29	MIN	21	20	W	52,859
11/5	@ DAL	7	37	L	54,751
11/12	BAL	7	49	L	58,850
11/19	LA	3	31	L	56,871
11/20	@ NO	24	27	L	83,437
12/3	@ LA	3	20	L	46,395
12/10	SF	28	34	L	51,798
12/17	CHI	14	23	L	54,107

1970 (4-8-2) 3RD NFC WEST.

COACH: NORM VAN BROCKLIN

9/20	@ NO	14	3	W	77,042
9/27	@ GB	24	27	L	56,263
10/4	SF	21	20	W	58,850
10/11	@ DAL	0	13	L	53,611
10/18	@ DEN	10	24	L	50,705
10/25	NO	32	14	W	58,850
11/1	CHI	14	23	L	58,850
11/8	@ LA	10	10	T	67,232
11/15	@ PHI	13	13	T	55,425
11/22	LA	7	17	L	58,850
11/30	MIA	7	20	L	54,036
12/6	@ SF	20	24	L	41,387
12/13	PIT	27	16	W	54,162
12/20	MIN	7	37	L	57,992

1973 (9-5) 2ND NFC WEST

COACH: NORM VAN BROCKLIN

9/16	@ NO	62	7	W	66,428
9/23	@ LA	0	31	L	64,528
10/1	@ DET	6	31	L	45,519
10/7	SF	9	13	L	58,850
10/14	CHI	46	6	W	58,850
10/21	@ SD	41	0	W	41,527
10/28	@ SF	17	3	W	56,825
11/4	LA	15	13	W	58,850
11/11	@ PHI	44	27	W	63,114
11/19	MIN	20	14	W	58,850
11/25	@ NYJ	28	20	W	61,327
12/2	BUF	6	17	L	58,850
12/9	STL	10	32	L	58,850
12/16	NO	14	10	W	58,850

1968 (2-12) 4TH COASTAL

COACH: BROCKLIN (2-9), HECKER (0-3)

9/14	@ MIN	7	47	L	45,563
9/22	BAL	20	28	L	50,428
9/29	@ SF	13	28	L	27,471
10/6	GB	7	38	L	58,850
10/13	NYG	24	21	W	49,962
10/20	@ LA	14	27	L	54,443
10/27	@ CLE	7	30	L	67,723
11/3	PIT	21	41	L	47,727
11/10	LA	10	17	L	53,979
11/17	@ CHI	16	13	W	44,214
11/24	@ STL	12	17	L	43,246
12/1	@ BAL	0	44	L	60,238
12/8	DET	7	24	L	49,437
12/15	SF	12	14	L	44,977

1971 (7-6-1) 3RD NFC WEST.

COACH: NORM VAN BROCKLIN

9/19	SF	20	17	W	56,990
9/26	@ LA	20	20	T	57,895
10/3	@ DET	38	41	L	54,418
10/10	STL	9	26	L	58,850
10/17	LA	16	24	L	58,850
10/24	NO	28	6	W	58,850
10/31	@ CLE	31	14	W	76,825
11/7	@ CIN	9	6	W	59,604
11/14	NYG	17	21	L	58,850
11/22	GB	28	21	W	58,850
11/28	@ MIN	7	24	L	49,784
12/5	OAK	24	13	W	58,850
12/12	@ SF	3	24	L	44,582
12/19	@ NO	24	20	W	75,954

1974 (3-11) 2ND NFC WEST.

COACH: NORM VAN BROCKLIN

9/15	DAL	0	24	L	57,322
9/22	SF	10	16	L	47,686
9/29	@ NO	13	14	L	62,273
10/6	@ NYG	14	7	W	50,415
10/13	CHI	13	10	W	47,835
10/20	NO	3	13	L	47,127
10/28	@ PIT	17	24	L	48,094
11/3	@ MIA	7	42	L	64,399
11/10	@ LA	0	21	L	70,056
11/17	BAL	7	17	L	41,278
11/24	@ SF	0	27	L	45,435
12/1	LA	7	30	L	18,648
12/7	@ MIN	10	23	L	47,105
12/15	GB	10	3	W	10,020

YEAR-BY-YEAR RESULTS

1975 (4-10) 4ND NFC WEST

COACH: MARION CAMPBELL

9/21	@ STL	20	23	L	42,172
9/28	DET	14	17	L	45,218
10/5	NO	14	7	W	29,444
10/12	@ SF	17	3	W	44,043
10/19	@ LA	7	22	L	64,843
10/26	CIN	14	21	L	45,811
11/2	@ NO	7	23	L	49,342
11/9	@ MIN	0	38	L	43,751
11/16	LA	7	16	L	44,595
11/23	DEN	35	21	W	28,686
11/30	@ OAK	34	37(OT)L	50,860	
12/7	WAS	27	30	L	52,809
12/14	SF	31	9	W	38,501
12/21	@ GB	13	22	L	56,267

1976 (4-10) 4ND NFC WEST

COACH: MARION CAMPBELL

9/12	LA	14	30	L	53,607
9/19	@ DET	10	24	L	50,840
9/26	@ CHI	10	0	W	41,029
10/3	PHI	13	14	L	45,535
10/10	@ NO	0	30	L	51,521
10/17	CLE	17	20	L	33,364
10/23	@ SF	0	15	L	50,240
10/31	NO	23	20	W	34,127
11/7	@ SEA	13	30	L	57,985
11/14	SF	21	16	W	20,058
11/21	DAL	17	10	W	54,992
11/28	@ HOU	14	20	L	25,838
12/4	@ LA	0	59	L	57,366
12/12	GB	20	24	L	23,436

1977 (7-7) 2ND NFC WEST

COACH: LEEMAN BENNETT

9/18	LA	17	6	W	55,956
9/25	@ WAS	6	10	L	55,031
10/2	NYG	17	3	W	46,374
10/9	@ SF	7	0	W	38,009
10/16	@ BUF	0	3	L	27,348
10/23	@ CHI	16	10	W	49,407
10/30	MIN	7	14	L	59,257
11/6	SF	3	10	L	46,577
11/13	DET	17	6	W	47,451
11/20	@ NO	20	21	L	43,135
11/27	@ TB	17	0	W	43,592
12/4	NE	10	16	L	57,911
12/11	@ LA	7	23	L	52,574
12/18	NO	35	7	W	36,895

1978 (9-7) 2ND NFC WEST

COACH: LEEMAN BENNETT

9/3	HOU	20	14	W	57,328
9/10	@ LA	0	10	L	46,201
9/17	CLE	16	24	L	56,648
9/24	@ TB	9	14	L	58,072
10/1	NYG	23	20	W	47,765
10/8	@ PIT	7	31	L	48,202
10/15	DET	14	0	W	51,172
10/22	@ SF	20	17	W	34,133
10/30	LA	15	7	W	57,250
11/5	SF	21	10	W	55,468
11/12	@ NO	20	17	W	70,323
11/19	@ CHI	7	13	L	46,022
11/26	NO	20	17	W	55,121
12/3	@ CIN	7	37	L	25,601
12/10	WASH	20	17	W	54,176
12/17	@ STL	21	42	L	40,022

POSTSEASON

NFC Wild Card Game

12/24	PHI	14	13	W	49,447
-------	-----	----	----	---	--------

NFC Divisional Playoff Game

12/31	@ DAL	20	27	L	60,338
-------	-------	----	----	---	--------

1979 (6-10) 3RD NFC WEST

COACH: LEEMAN BENNETT

9/2	@ NO	40	34(OT)W	70,940
9/10	@ PHI	14	10 W	55,935
9/16	DEN	17	20 (OT)L	57,677
9/23	@ DET	23	24 L	56,249
9/30	WAS	7	16 L	56,819
10/7	GB	25	7 W	56,184
10/14	@ OAK	19	50 L	52,900
10/21	@ SF	15	20 L	33,952
10/29	SEA	28	31 L	52,566
11/4	TB	17	14 W	55,150
11/11	@ NYG	3	24 L	60,860
11/19	@ LA	14	20 L	54,097
11/25	NO	6	37 L	42,815
12/2	@ SD	28	26 W	50,198
12/9	LA	13	34 L	49,236
12/16	SF	31	21 W	37,211

1980 (12-4) 1ST NFC WEST

COACH: LEEMAN BENNETT

9/7	@ MIN	23	24	L	44,773
9/14	@ NE	37	21	W	48,321
9/21	MIA	17	20	L	54,479
9/28	@ SF	20	17	W	56,518
10/5	DET	43	28	W	57,652
10/12	NYJ	7	14	L	57,458
10/19	@ NO	41	14	W	62,651
10/26	LA	13	10	W	57,401
11/2	@ BUF	30	14	W	57,959
11/9	@ STL	33	27(OT)W		48,662
11/16	NO	31	13	W	53,871
11/23	CHI	28	17	W	49,164
11/30	WAS	10	6	W	55,665
12/7	@ PHI	20	17	W	70,205
12/14	SF	35	10	W	55,767
12/21	@ LA	17	20(OT)L		62,469

POSTSEASON

NFC Wild Card Game

1/4	DAL	27	30	L	60,022
-----	-----	----	----	---	--------

1981 (7-9) 2ND NFC WEST

COACH: LEEMAN BENNETT

9/6	NO	27	0	W	57,406
9/13	@ GB	31	17	W	55,382
9/20	SF	34	17	W	56,653
9/27	@ CLE	17	28	L	78,283
10/5	@ PHI	13	16	L	71,488
10/11	LA	35	37	L	57,841
10/18	STL	41	20	W	51,428
10/25	NYG	24	27(OT)L		48,410
11/1	@ NO	41	10	W	63,637
11/8	@ SF	14	17	L	59,127
11/15	PIT	20	34	L	57,485
11/23	MIN	31	30	W	54,086
11/29	@ HOU	31	27	W	40,201
12/6	@ TB	23	24	L	69,221
12/14	@ LA	16	21	L	57,054
12/20	CIN	28	30	L	35,972

YEAR-BY-YEAR RESULTS

1981 (7-9) 2ND NFC WEST

COACH: LEE MAN BENNETT

9/6	NO	27	0	W	57,406
9/13	@ GB	31	17	W	55,382
9/20	SF	34	17	W	56,653
9/27	@ CLE	17	28	L	78,283
10/5	@ PHI	13	16	L	71,488
10/11	LA	35	37	L	57,841
10/18	STL	41	20	W	51,428
10/25	NYG	24	27(OT)L		48,410
11/1	@ NO	41	10	W	63,637
11/8	@ SF	14	17	L	59,127
11/15	PIT	20	34	L	57,485
11/23	MIN	31	30	W	54,086
11/29	@ HOU	31	27	W	40,201
12/6	@ TB	23	24	L	69,221
12/14	@ LA	16	21	L	57,054
12/20	CIN	28	30	L	35,972

1982 (5-4) 5RD NFC WEST*

COACH: LEE MAN BENNETT

9/12	@ NYG	16	14	W	74,286
9/19	LA Rai.	14	38	L	54,774
11/21	LA Ram.	34	17	W	39,686
11/28	STL	20	23	L	33,411
12/5	@ DEN	34	17	W	75,103
12/12	NO	35	0	W	39,535
12/19	@ SF	17	7	W	53,234
12/26	GB	7	38	L	50,245
1/2	@ NO	6	35	L	47,336

POSTSEASON

NFC Divisional Playoffs					
1/9	@ MIN	24	30	L	60,560

Seven games cancelled due to strike.

1983 (7-9) 4TH NFC WEST

COACH: DAN HENNING

9/4	@ CHI	20	17	W	60,165
9/11	NYG	13	16(OT)L		52,850
9/18	@ DET	30	14	W	54,622
9/25	@ SF	20	24	L	57,814
10/2	PHI	24	28	L	50,621
10/9	NO	17	19	L	51,654
10/16	@ LA Ram.	21	27	L	50,404
10/23	@ NYJ	27	21	W	46,878
10/30	NE24	13	W		47,546
11/6	@ NO	10	27	L	67,062
11/14	LA Ram.	13	36	L	31,203
11/20	SF	28	24	W	32,782
11/27	GB	47	41(OT)W		35,688
12/4	@ WAS	21	37	L	52,074
12/10	@ MIA	24	31	L	56,725
12/18	BUF	31	14	W	31,01

1984 (4-12) 4TH NFC WEST

COACH: DAN HENNING

9/2	@ NO	36	28	W	66,652
9/9	DET	24	27(OT)L		49,878
9/16	@ MIN	20	27	L	53,955
9/23	HOU	42	10	W	45,248
9/30	@ SF	5	14	L	57,990
10/7	@ LA	30	28	W	47,832
10/14	NYG	7	19	L	50,268
10/22	LA	10	24	L	52,861
10/28	@ PIT	10	35	L	55,971
11/5	@ WAS	14	27	L	51,301
11/11	NO	13	17	L	40,590
11/18	CLE	7	23	L	28,280
11/25	@ CIN	14	35	L	44,678
12/2	SF	7	35	L	29,644
12/9	@ TB	6	23	L	33,808
12/16	PHI	26	10	W	15,582

1985 (4-12) 4TH NFC WEST

COACH: DAN HENNING

9/8	DET	27	28	L	37,785
9/15	@ SF	16	35	L	58,923
9/22	DEN	28	44	L	37,903
9/29	@ LA Ram.	6	17	L	49,870
10/6	SF	17	38	L	44,740
10/13	@ SEA	26	30	L	60,430
10/20	NO	31	24	W	44,784
10/27	@ DAL	10	24	L	57,941
11/3	WAS	10	44	L	42,209
11/10	@ PHI	17	23(OT)L		63,694
11/17	LA Ram.	30	14	W	29,960
11/24	@ CHI	0	36	L	65,790
12/1	LA Rai.	24	34	L	20,585
12/8	@ KC	10	38	L	18,199
12/15	MIN	14	13	W	14,167
12/22	@ NO	16	10	W	37,717

1986 (7-8-1) 3RD NFC WEST

COACH: DAN HENNING

9/7	@ NO	31	10	W	67,950
9/14	STL	33	13	W	46,463
9/21	@ DAL	37	35	W	62,880
9/28	@ TB	23	20(OT)W		38,950
10/5	PHI	0	16	L	57,104
10/12	LA Ram.	26	14	W	51,662
10/19	SF	10	10(OT)T		55,306
10/26	@ LA Ram.	7	14	L	56,993
11/2	@ NE	17	25	L	60,597
11/9	NYJ	14	28	L	53,476
11/16	CHI	10	13	L	55,520
11/23	@ SF	0	20	L	58,747
11/30	@ MIA	20	14	W	53,762
12/7	IND	23	28	L	30,397
12/14	NO	9	14	L	39,994
12/21	@ DET	20	6	W	35,255

1987 (3-12) 4TH NFC WEST

COACH: MARION CAMPBELL

9/13	@ TB	10	48	L	51,250
9/20	WAS	21	20	W	50,882
9/27	@ NO	(Cancelled by strike)			
10/4	PIT	12	28	L	16,667
10/11	SF	17	25	L	8,684
10/18	LA Ram.	24	20	W	15,813
10/25	@ HOU	33	37	L	29,062
11/1	NO	0	38	L	42,196
11/8	@ CLE	3	38	L	71,135
11/15	CIN	10	16	L	25,758
11/22	@ MIN	13	24	L	53,866
11/29	STL	21	34	L	15,909
12/6	@ DAL	21	10	W	40,103
12/13	@ LA Ram.	0	33	L	43,310
12/20	@ SF	7	35	L	54,698
12/27	DET	13	30	L	13,906

1988 (5-11) 4TH NFC WEST

COACH: MARION CAMPBELL

9/4	@ DET	17	31	L	31,075
9/11	NO	21	29	L	48,901
9/18	@ SF	34	17	W	60,168
9/25	@ DAL	20	26	L	39,702
10/2	SEA	20	31	L	28,619
10/9	LA Ram.	0	33	L	30,852
10/16	@ DEN	14	30	L	75,287
10/23	NYG	16	23	L	45,092
10/30	@ PHI	27	24	W	60,091
11/6	GB	20	0	W	29,952
11/13	SD	7	10	L	26,329
11/20	@ LA Rai.	12	6	W	40,967
11/27	TB	17	10	W	14,020
12/4	SF	3	13	L	44,048
12/11	@ LA Ram.	7	22	L	42,828
12/18	@ NO	9	10	L	60,566

1989 (3-13) 4TH NFC WEST

COACH: MARION CAMPBELL

9/10	LA Ram.	21	31	L	38,708
9/17	DAL	27	21	W	55,285
9/24	@ IND	9	13	L	57,816
10/1	@ GB Mil	21	23	L	54,647
10/8	@ LA Ram.	14	26	L	52,182
10/15	NE	16	15	W	39,697
10/22	@ PHO	20	34	L	33,894
10/29	@ NO	13	20	L	65,153
11/5	BUF	30	28	W	45,267
11/12	@ SF	3	45	L	59,914
11/19	NO	17	26	L	53,173
11/26	@ NYJ	7	27	L	40,429
12/3	SF	10	23	L	43,128
12/10	@ MIN	17	43	L	58,116
12/17	WASH	30	31	L	37,501
12/24	DET	24	31	L	7,792

YEAR-BY-YEAR RESULTS

1990 (5-11) 4TH NFC WEST

COACH: JERRY GLANVILLE

9/9	HOU	47	27	W	56,222
9/16	@ DET	14	21	L	48,961
9/23	@ SF	13	19	L	62,858
10/7	NO	28	27	W	57,401
10/14	SF	35	45	L	57,921
10/21	@ LA Ram.	24	44	L	54,761
10/28	CIN	38	17	W	53,214
11/4	@ PIT	9	21	L	57,09
11/11	@ CHI	24	30	L	62,855
11/18	PHI	23	24	L	53,755
11/25	@ NO	7	10	L	68,629
12/2	@ TB	17	23	L	42,839
12/9	PHO	13	24	L	36,222
12/16	@ CLE	10	13	L	46,536
12/23	LA Ram.	20	13	W	30,021
12/30	DAL	26	7	W	50,097

1992 (6-10) 3RD NFC WEST

COACH: JERRY GLANVILLE

9/6	NYJ	20	17	W	65,585
9/13	@ WAS	17	24	L	54,343
9/20	NO	7	10	L	67,328
9/27	@ CHI	31	41	L	63,528
10/4	GB	24	10	W	63,769
10/11	@ MIA	17	21	L	68,633
10/18	@ SF	17	56	L	63,302
11/1	LA Ram.	30	28	W	62,168
11/9	SF	3	41	L	67,404
11/15	PHO	20	17	W	58,477
11/22	@ BUF	14	41	L	80,004
11/29	NE	34	0	W	54,494
12/3	@ NO	14	22	L	68,591
12/13	@ TB	35	7	W	39,056
12/21	DAL	17	41	L	67,036
12/27	@ LA Ram.	27	38	L	37,706

1993 (6-10) 3RD NFC WEST

COACH: JERRY GLANVILLE

9/5	@ DET	13	30	L	56,216
9/12	NO	31	34	L	64,287
9/19	@ SF	30	37	L	63,032
9/27	PIT	17	45	L	65,477
10/3	@ CHI	0	6	L	57,441
10/14	LA Ram.	30	24	W	45,231
10/24	@ NO	26	15	W	69,043
10/31	TB	24	31	L	50,647
11/14	@ LA Ram.	13	0	W	37,073
11/21	DAL	27	14	W	67,337
11/28	CLE	17	14	W	54,510
12/05	@ HOU	17	33	L	58,186
12/11	SF	27	24	W	64,688
12/19	@ WAS	17	30	L	50,192
12/26	@ CIN	17	21	L	27,014
1/2	PHO	10	27	L	44,360

1994 (7-9) 3RD NFC WEST

COACH: JUNE JONES

9/4	@ DET	28	31(OT)	L	60,740
9/11	LA Ram.	31	13	W	55,378
9/18	KC	10	30	L	67,357
9/25	@ WAS	27	20	W	53,238
10/2	@ LA Ram.	8	5	W	34,599
10/9	TB	34	13	W	52,633
10/16	SF	3	42	L	67,298
10/23	@ LA Rai.	17	30	L	42,192
11/6	SD	10	9	W	59,217
11/13	@ NO	32	33	L	60,313
11/20	@ DEN	28	32	L	70,594
11/27	PHI	28	21	W	60,008
12/4	@ SF	14	50	L	60,549
12/11	NO	20	29	L	61,307
12/21	@ GB Mil	17	21	L	54,885
12/27	AZ	10	6	W	35,311

1995 (9-7) 2ND NFC WEST

COACH: JUNE JONES

9/4	CAR	23	20(OT)	W	58,808
9/10	@ SF	10	41	L	63,627
9/17	@ NO	27	24(OT)	W	57,442
9/24	NYJ	13	3	W	40,778
10/1	NE	30	17	W	47,114
10/12	@ STL	19	21	L	59,700
10/22	@ TB	24	21	W	66,135
10/29	DAL	13	28	L	70,089
11/5	DET	34	22	W	49,619
11/12	@ BUF	17	23	L	62,690
11/19	STL	31	6	W	46,309
11/26	@ AZ	37	40(OT)	L	35,147
12/3	@ MIA	20	21	L	63,395
12/10	NO	19	14	W	54,603
12/17	@ CAR	17	21	L	53,833
12/24	SF	28	27	W	51,785

POSTSEASON

NFC Wild Card

12/31	@ GB	20	37	L	60,453
-------	------	----	----	---	--------

1991 (5-4) 5RD NFC WEST*

COACH: JERRY GLANVILLE

9/1	@ KC	3	14	L	74,246
9/8	MIN	19	20	L	50,936
9/15	@ SD	13	10	W	44,804
9/22	LA Rai.	21	17	W	53,615
9/29	NO	6	27	L	56,556
10/13	@ SF	39	34	W	57,343
10/20	@ PHO	10	16	L	24,124
10/27	LA Ram.	31	14	W	50,187
11/3	SF	17	14	W	51,259
11/10	@ WAS	17	56	L	52,641
11/17	TB	43	7	W	41,274
11/24	@ NO	23	20(OT)	W	68,591
12/1	GB	35	31	W	43,270
12/8	@ LA Ram.	31	14	W	35,315
12/15	SEA	26	13	W	55,834
12/22	@ DAL	27	31	L	60,962

POSTSEASON

NFC Wild Card Game

12/29	@ NO	27	20	W	68,794
-------	------	----	----	---	--------

NFC Divisional Playoff Game

1/4/92	@ WAS	7	24	L	55,181
--------	-------	---	----	---	--------

1996 (3-13) 4TH NFC WEST

COACH: JUNE JONES

9/1	@ CAR	6	29	L	69,522
9/8	MIN	17	23	L	42,688
9/22	PHI	18	33	L	40,107
9/29	@ SF	17	39	L	62,995
10/6	@ DET	24	28	L	58,666
10/13	HOU	13	23	L	35,401
10/20	@ DAL	28	32	L	64,091
10/27	PIT	17	20	L	58,760
11/3	CAR	20	17	W	42,726
11/10	@ STL	16	59	L	58,776
11/17	NO	17	15	W	43,119
11/24	@ CIN	31	41	L	44,868
12/2	SF	10	34	L	46,318
12/8	@ NO	31	15	W	32,923
12/15	STL	27	34	L	26,519
12/22	@ JAC	17	19	L	71,449

YEAR-BY-YEAR RESULTS

1997 (7-9) 3RD NFC WEST

COACH: DAN REEVES

8/31	@ DET	17	28	L	61,244
9/7	CAR	6	9	L	51,829
9/14	OAK	31	36	L	47,922
9/21	@ SF	7	34	L	60,404
9/28	DEN	21	29	L	48,211
10/12	@ NO	23	17	W	65,619
10/19	SF	28	35	L	53,378
10/26	@ CAR	12	21	L	54,675
11/2	STL	34	31	W	56,583
11/9	TB	10	31	L	46,018
11/16	@ STL	27	21	W	64,299
11/23	NO	20	3	W	48,620
11/30	@ SEA	24	17	W	52,584
12/7	@ SD	14	3	W	46,317
12/14	PHI	20	17	W	42,866
12/21	@ ARZ	26	29	L	32,003

1999 (5-11) 3RD NFC WEST

COACH: DAN REEVES

9/12	MIN	14	17	L	69,555
9/20	@ DAL	7	24	L	63,663
9/26	@ STL	7	35	L	63,253
10/3	BAL	13	19(OT)L		50,712
10/10	@ NO	20	17	W	57,289
10/17	STL	13	41	L	51,973
10/25	@ PIT	9	13	L	58,141
10/31	CAR	27	20	W	52,594
11/7	JAC	7	30	L	68,466
11/21	@ TB	10	19	L	65,158
11/28	@ CAR	28	34	L	55,507
12/5	NO	35	12	W	62,568
12/12	@ SF	7	26	L	67,465
12/19	@ TEN	17	30	L	66,196
12/26	ARZ	37	14	W	47,074
1/3	SF	34	29	W	57,980

2000 (4-12) 5TH NFC WEST

COACH: DAN REEVES

9/3	SF	36	28	W	54,626
9/10	@ DEN	14	42	L	75,466
9/17	@ CAR	15	10	W	73,025
9/24	STL	20	41	L	58,761
10/1	@ PHI	10	38	L	65,424
10/8	NYG	6	13	L	50,947
10/15	@ STL	29	45	L	66,019
10/22	NO	19	21	L	56,508
10/29	CAR	13	12	W	46,178
11/5	TB	14	27	L	70,097
11/12	@ DET	10	13	L	74,309
11/19	@ SF	6	16	L	67,447
11/26	@ OAK	14	41	L	55,175
12/3	SEA	10	30	L	44,680
12/17	@ NO	7	23	L	64,900
12/24	KC	29	13	W	41,017

2001 (7-9) 4TH NFC SOUTH

COACH: DAN REEVES

9/9	@ SF	13	16(OT)L		65,989
9/23	CAR	24	16	W	49,312
9/30	@ ARZ	34	14	W	28,878
10/7	CHI	3	31	L	47,640
10/14	SF	31	37(OT)L		65,424
10/21	@ NO	20	13	W	70,020
11/4	NE	10	24	L	45,572
11/11	DAL	20	13	W	70,452
11/18	@ GB	23	20	W	59,849
11/25	@ CAR	10	7	W	72,234
12/2	STL	6	35	L	60,787
12/9	NO	10	28	L	68,826
12/16	@ IND	27	41	L	55,603
12/23	BUF	33	30	W	43,320
12/30	@ MIA	14	21	L	73,619
1/6	@ STL	13	31	L	66,033

2002 (9-6-1) 2ND NFC SOUTH

COACH: DAN REEVES

9/8	@ GB	34	37(OT)L		63,127
9/15	CHI	13	14	L	68,081
9/22	CIN	30	3	W	68,129
10/6	TB	6	20	L	68,936
10/13	@ NYG	17	10	W	78,728
10/20	CAR	30	0	W	68,056
10/27	@ NO	37	35	W	67,883
11/3	BAL	20	17	W	68,532
11/10	@ PIT	34	34(OT)T		62,779
11/17	NO	24	17	W	70,382
11/24	@ CAR	41	0	W	72,533
12/1	@ MIN	30	24(OT)W		63,947
12/8	@ TB	10	34	L	65,648
12/15	SEA	24	30(OT) L		69,551
12/22	DET	36	15	W	69,307
12/29	@ CLE	16	24	L	73,528

POSTSEASON

NFC Wild Card Game

1/4	at GB	27	7	W	65,358
-----	-------	----	---	---	--------

NFC Divisional Playoff Game

1/11	at PHI	6	20	L	66,452
------	--------	---	----	---	--------

2003 (5-11) 4TH NFC SOUTH

COACH: REEVES (3-10), PHILIPS (2-1)

9/7	@ DAL	27	13	W	64,104
9/14	WAS	31	33	L	70,241
9/21	TB	10	31	L	70,871
9/28	@ CAR	3	23	L	72,765
10/5	MIN	26	39	L	70,427
10/13	@ STL	0	36	L	66,075
10/19	NO	17	45	L	70,837
11/2	PHI	16	23	L	70,064
11/9	@ NYG	27	7	W	78,813
11/16	@ NO	20	23(OT)L		68,432
11/23	TEN	31	38	L	70,891
11/30	@ HOU	13	17	L	70,388
12/7	CAR	20	14(OT)W		70,079
12/14	@ IND	7	38	L	57,103
12/21	@ TB	30	28	W	65,572
12/28	JAC	21	14	W	70,266

1998 (14-2) 1ST NFC WEST

COACH: DAN REEVES

9/6	@ CAR	19	14	W	65,129
9/13	PHI	17	12	W	46,456
9/27	@ SF	20	31	L	62,296
10/4	CAR	51	23	W	50,724
10/11	@ NYG	34	20	W	71,173
10/18	NO	31	23	W	60,774
10/25	@ NYJ	3	28	L	71,573
11/1	STL	37	15	W	37,996
11/8	@ NE	41	10	W	59,790
11/15	SF	31	19	W	69,828
11/22	CHI	20	13	W	60,804
11/29	@ STL	21	10	W	47,971
12/6	IND	28	21	W	61,141
12/13	@ NO	27	17	W	61,678
12/20	@ DET	24	17	W	67,143
12/27	MIA	38	16	W	69,754

POSTSEASON

Divisional Playoff Game

1/9	SF	20	18	W	70,262
-----	----	----	----	---	--------

NFC Championship Game

1/17	@ MIN	30	27(OT)W		64,060
------	-------	----	---------	--	--------

SUPER BOWL XXXIII

1/31	vs DEN	19	34	L	74,803
------	--------	----	----	---	--------

YEAR-BY-YEAR RESULTS

2004 (11-5) 1ST NFC SOUTH

COACH: JIM MORA

9/12	@ SF	21	19	W	65,584
9/19	STL	34	17	W	70,882
9/26	ARZ	6	3	W	70,534
10/3	@ CAR	27	10	W	73,461
10/10	DET	10	17	L	70,434
10/17	SD21	20	W	70,187	
10/24	@ KC	10	56	L	78,260
10/31	@ DEN	41	28	W	75,083
11/14	TB	24	14	W	70,810
11/21	@ NYG	14	10	W	78,793
11/28	NO	24	21	W	70,521
12/5	@ TB	0	27	L	65,556
12/12	OAK	35	10	W	70,616
12/18	CAR	34	31(OT)W	70,845	
12/26	@ NO	13	26	L	64,900
1/2	@ SEA	26	28	L	66,740

POSTSEASON

NFC Divisional Playoff Game

1/15	STL	47	17	W	70,709
------	-----	----	----	---	--------

NFC Championship Game

1/23	@ PHI	10	27	L	67,717
------	-------	----	----	---	--------

2006 (7-9) 3RD NFC SOUTH

COACH: JIM MORA

9/10	@ CAR	20	6	W	73,522
9/17	TB	14	3	W	70,828
9/25	@ NO	3	23	L	70,003
10/1	ARZ	32	10	W	68,981
10/15	NYG	14	27	L	70,840
10/22	PIT	41	38	W	71,151
10/29	@ CIN	29	27	W	65,978
11/5	@ DET	14	30	L	60,987
11/12	CLE	13	17	L	70,793
11/19	@ BAL	10	24	L	70,790
11/26	NO	13	31	L	70,933
12/3	@ WAS	24	14	W	86,436
12/10	@ TB	17	6	W	65,691
12/16	DAL	28	38	L	71,102
12/24	CAR	3	10	L	68,834
12/31	@ PHI	17	24	L	69,341

2008 (11-5) 2ND NFC SOUTH

COACH: MIKE SMITH

9/7	DET	34	21	W	62,310
9/14	@ TB	9	24	L	63,611
9/21	KC38	14	W	62,434	
9/28	@ CAR	9	24	L	72,688
10/5	@ GB	27	24	W	70,610
10/12	CHI	22	20	W	64,096
10/26	@ PHI	14	27	L	69,144
11/2	@ OAK	24	0	W	61,196
11/9	NO	34	20	W	64,826
11/16	DEN	20	24	L	64,358
11/23	CAR	45	28	W	64,841
11/30	@ SD	22	16	W	67,200
12/7	@ NO	25	29	L	70,011
12/14	TB	13	10(OT)W	65,045	
12/21	@ MIN	24	17	W	62,889
12/28	STL	31	27	W	64,617

POSTSEASON

NFC Wild Card

1/3	@ ARZ	24	30	L	62,848
-----	-------	----	----	---	--------

2005 (8-8) 3RD NFC SOUTH

COACH: JIM MORA

9/12	PHI	14	10	W	70,806
9/18	@ SEA	18	21	L	66,030
9/25	@ BUF	24	21	W	72,032
10/2	MIN	30	10	W	69,552
10/9	NE	28	31	L	71,079
10/16	@ NO	34	31	W	65,562
10/24	NYJ	27	14	W	70,995
11/6	@ MIA	17	10	W	72,187
11/13	GB	25	33	L	71,001
11/20	TB	27	30	L	70,794
11/24	@ DET	27	7	W	62,390
12/4	@ CAR	6	24	L	73,661
12/12	NO	36	17	W	70,083
12/18	@ CHI	3	16	L	62,170
12/25	@ TB	24	27(OT)L	65,482	
1/1	CAR	11	44	L	70,796

2007 (4-12) 4TH NFC SOUTH

COACH: PETRINO (3-10), THOMAS (1-2)

9/9	@ MIN	3	24	L	62,815
9/16	@ JAC	7	13	L	61,821
9/23	CAR	20	27	L	68,175
9/30	HOU	26	16	W	69,312
10/7	@ TEN	10	13	L	69,143
10/15	NYG	10	31	L	69,828
10/21	@ NO	16	22	L	69,994
11/4	SF	20	16	W	66,049
11/11	@ CAR	20	13	W	73,340
11/18	TB	7	31	L	69,480
11/22	IND	13	31	L	69,845
12/2	@ STL	16	28	L	52,051
12/10	NO	14	34	L	69,553
12/16	@ TB	3	37	L	65,133
12/23	@ ARZ	27	30(OT)L	64,159	
12/30	SEA	44	41	W	64,925

2009 (9-7) 2ND NFC SOUTH

COACH: MIKE SMITH

9/13	MIA	19	7	W	67,606
9/20	CAR	28	20	W	67,313
9/27	@ NE	10	26	L	68,756
10/11	@ SF	45	10	W	69,732
10/18	CHI	21	14	W	68,082
10/25	@ DAL	21	37	L	81,521
11/2	@ NO	27	35	L	70,088
11/8	WAS	31	17	W	67,982
11/15	@ CAR	19	28	L	73,239
11/22	@ NYG	31	34 OT L	78,491	
11/29	TB	20	17	W	67,029
12/6	PHI	7	34	L	69,560
12/13	NO	23	26	L	68,930
12/20	@ NYJ	10	7	W	76,866
12/27	BUF	31	3	W	68,887
1/3	@ TB	20	10	W	62,578

YEAR-BY-YEAR RESULTS

2010 (13-3) 1ST NFC SOUTH

COACH: MIKE SMITH

9/12	@ PIT	9	15(OT)L	63,609
9/19	ARZ	41	7 W	66,824
9/26	@ NO	27	24(OT)W	70,051
10/3	SF	16	14 W	66,874
10/10	@ CLE	26	10 W	65,290
10/17	@ PHI	17	31 L	69,144
10/24	CIN	39	32 W	67,665
11/7	TB	27	21 W	67,266
11/11	BAL	26	21 W	68,474
11/21	@ STL	34	17 W	53,005
11/28	GB	20	17 W	68,204
12/5	@TB	28	24 W	53,955
12/12	@ CAR	31	10 W	71,235
12/19	@ SEA	34	18 W	67,101
12/27	NO	14	17 L	70,144
1/2	CAR	31	10 W	67,349

POSTSEASON

NFC Divisional Round

1/15	GB	21	48 L	69,210
------	----	----	------	--------

2012 (13-3) 1ST NFC SOUTH

COACH: MIKE SMITH

9/9	@KC	40	24 W	71,180
9/17	DEN	27	21 W	70,427
9/23	@SD	27	3 W	61,297
9/30	CAR	30	28 W	69,594
10/7	@WSH	24	17 W	75,337
10/14	OAK	23	20 W	69,383
10/28	@PHI	30	17 W	69,144
11/4	DAL	19	13 W	70,840
11/11	@NO	27	31 L	73,126
11/18	ARZ	23	19 W	69,630
11/25	@TB	24	23 W	54,400
11/29	NO	23	13 W	70,514
12/9	@CAR	20	30 L	73,292
12/16	NYG	34	0 W	70,741
12/22	@DET	31	18 W	63,849
12/30	TB	17	24 L	69,644

PLAYOFFS

1/13	SEA	30	28 W	70,366
1/20	SF	24	28 L	70,863

2014 (6-10) 2ND NFC SOUTH

COACH: MIKE SMITH

9/8	NO	37	34 W	70,706
9/15	@CIN	10	24 L	58,574
9/22	TB	56	14 W	70,318
9/29	@MIN	28	41 L	52,173
10/7	@NYG	20	30 L	80,307
10/20	CHI	13	27 L	70,712
10/27	@BAL	7	29 L	71,184
11/3	DET	21	22 L	83,532
11/10	@TB	27	17 W	57,751
11/17	@CAR	19	17 W	73,314
11/21	CLE	24	26 L	70,046
12/1	ARI	29	18 W	69,557
12/8	@GB	37	43 L	77,512
12/15	PIT	20	27 L	71,161
12/23	@NO	30	14 W	73,164
12/29	CAR	3	34 L	71,015

2011 (10-6) 2ND NFC SOUTH

COACH: MIKE SMITH

9/11	@CHI	12	30 L	62,115
9/18	PHI	35	31 W	69,608
9/25	@TB	13	16 L	46,995
10/2	@SEA	30	28 W	66,266
10/9	GB	14	25 L	69,576
10/16	CAR	31	17 W	69,047
10/23	@DET	23	16 W	63,625
11/6	@IND	31	7 W	65,218
11/13	NO	23	26 L	70,359
11/20	TEN	23	17 W	68,164
11/27	MIN	24	14 W	68,115
12/4	@HOU	10	17 L	71,545
12/11	@CAR	31	23 W	72,680
12/15	JAX	41	14 W	68,856
12/26	@NO	16	45 L	70,086
1/1	TB	45	24 W	68,167

POSTSEASON

NFC Wildcard Round

1/8	@NYG	2	24 L	79,909
-----	------	---	------	--------

2013 (4-12) 3RD NFC SOUTH

COACH: MIKE SMITH

9/8	@NO	17	23 L	72,348
9/15	STL	31	24 W	70,056
9/22	@MIA	23	27 L	70,660
9/29	NE	23	30 L	70,744
10/7	NYJ	28	30 L	70,246
10/20	TB	31	23 W	69,522
10/27	@ARZ	13	27 L	60,671
11/3	@CAR	10	34 L	73,720
11/10	SEA	10	33 L	70,309
11/17	@TB	28	41 L	55,360
11/21	NO	13	17 L	70,422
12/1	@BUF	34	31 W	38,969
12/8	@GB	21	22 L	77,550
12/15	WSH	27	26 W	70,069
12/23	@SF	24	34 L	69,732
12/29	CAR	20	21 L	70,427

2015 (8-8) 2ND NFC SOUTH

COACH: DAN QUINN

9/14	PHI	26	24 W	70,516
9/20	@NYG	24	20 W	77,678
9/27	@DAL	39	28 W	90,345
10/4	HOU	48	21 W	69,904
10/11	WAS	25	19 W	70,178
10/15	@NO	21	31 L	73,018
10/25	@TEN	10	7 W	63,329
11/1	TB	20	23 L	70,524
11/8	@SF	16	17 L	70,799
11/22	IND	21	24 L	70,433
11/29	MIN	10	20 L	70,610
12/6	@TB	19	23 L	58,221
12/13	@CAR	0	38 L	74,420
12/20	@JAX	23	17 W	64,016
12/27	CAR	20	13 W	70,981
1/3	NO	17	20 L	69,699

YEAR-BY-YEAR RESULTS

2016

(11-5) 1ST NFC SOUTH

COACH: DAN QUINN

9/11	TB	31	24	L	69,382
9/18	@Oak	35	28	W	54,081
9/26	@NO	45	32	W	73,003
10/2	CAR	48	33	W	70,508
10/9	@Den	23	16	W	76,802
10/16	@Sea	26	24	L	69,071
10/23	SD	33	30	L	69,832
10/30	GB	33	32	W	70,165
11/3	@TB	43	28	W	57,797
11/13	@Phi	24	15	L	69,596
11/27	Ari	38	19	W	69,233
12/4	KC	29	28	L	69,879
12/11	@LA	42	14	W	82,495
12/18	SF	41	13	W	70,164
12/24	@Car	33	16	W	73,549
1/1	NO	38	32	W	70,835

POSTSEASON

Divisional Playoff Game

1/14	Sea	36	20	W	71,155
------	-----	----	----	---	--------

NFC Championship Game

1/22	GB	44	21	W	71,127
------	----	----	----	---	--------

SUPER BOWL LI

1/31	vs NE	34	28	L	70,807
------	-------	----	----	---	--------



ATLANTA FALCONS
TEAM HISTORY



RANKIN M. SMITH - TEAM FOUNDER

"He was a pioneer and a quiet leader. He was a person of great integrity and had a lot of respect from me and my predecessor, Pete Rozelle, and from all of the other owners. He was such a high quality person. He was a person on whose work you could rely on. In the 1960s he was a pioneer in bringing the NFL to Georgia, and particularly in the Southeast."

– Former NFL Commissioner Paul Tagliabue

Team owner and founder Rankin M. Smith passed away from heart complications just hours before the Falcons October 26, 1997 game at Carolina. Some of the largest footprints on professional, college and high school sports in Atlanta belong to Smith, who founded the Atlanta Falcons in 1966.

Over three decades ago in the early 1960s, Smith began planting the seeds that saw professional sports finally blossom in Atlanta.

Smith was part of a group that formed "Major Sports, Inc.," with goals of pro sports franchises for Atlanta. That group helped get Atlanta Stadium built by 1965. Major Sports, Inc., later became the Stadium Authority that operated Atlanta-Fulton County Stadium.

Smith paid the highest price in NFL history at the time in 1965 for an NFL franchise. Former

commissioner Pete Rozelle and Smith made the deal in about five minutes and the Atlanta Falcons brought the largest and most popular sport to the city of Atlanta.

Smith worked with the city, county and state to build one of the largest facilities for conventions, trade shows and other major events in the world. The spectacular Georgia Dome opened its doors in 1992, giving the Falcons one of the best fan-friendly stadiums in America. Having the Georgia Dome helped bring the Olympic games to Atlanta in 1992.

He was the catalyst and driving force in bringing the most prestigious of all sporting events, the Super Bowl, to Atlanta in 1994. The week-long fanfare and the most-watched TV sport in the world, added a huge economic value to the city and tons of free publicity to lure other events, conventions and meetings to the city. He lobbied hard to bring back the game to Atlanta in 2000.

The date June 30, 1965, will always be remembered as both a termination and a commencement in the history of Atlanta sports. For on that day the end came to the many and disparate struggles to place a professional football team in the Southeast's key metropolis. At the same time the Atlanta Falcons

were born and began a storied tenure in the National Football League.

All that had gone before — the successes (an \$18 million stadium to play in) and the near-misses (aborted attempts to place other franchises in the city) — was set aside for the immediate business of fielding a team in little over a year's time.

Prime mover in this task was Rankin Smith, a young insurance executive who had controlling ownership of the Falcons.

Virtually unknown to the general public before that June day, Smith immediately endeared himself to aficionados of the sport by asking a choice rhetorical question at a press conference following his acquisition of the franchise: "Doesn't every adult male in America want to own his own football team?" Not every adult male American has the wherewithal to swing such a deal, but it was comforting to hear that a man is capable of dreams like those of any other guy.

The day's proceedings threw the city into a happy delirium unequalled in the history of football. By the time Smith got back to his insurance office 24 hours later, there had been over 1,000 phone calls for tickets. He had to push his way through stacks of mail. By August, when a contest was completed which resulted in the nickname Falcons, a few of the avid fans even had come to blows in defense of what they believed their adopted team should be called. Several persons suggested the name "Falcons" in a contest, but a school teacher from nearby Griffin, Miss Julia Elliott, was selected winner because of her reasons: "the falcon is proud and dignified, with great courage and fight. It never drops prey. It is deadly and has a great sporting tradition."

By the middle of December, Smith had signed the most coveted college football player in the nation, Texas linebacker Tommy Nobis. By Christmas Eve, when the Falcons cut off a brief 54-day ticket sale requiring almost no promotion, an NFL record had been established for season tickets sold by a new club (45,000).

And in January, Smith surprised the entire athletic fraternity by naming a head coach who never had been mentioned in the perpetual stream of journalistic speculation about the job. But Green Bay Packer assistant Norb Hecker assumed his new post with vigor and immediately embraced the gigantic job of sifting — along with Director of Player Personnel Gene Cronin — a huge list of NFL players made available to the Atlanta expansion team by other teams in the league.

Finally, three men were chosen from each club and these 42 formed the nucleus of the roster Hecker had to work with when he took the team to summer training camp in Black Mountain, North Carolina in early July. Added to this group were the drafted rookies, scores of free agents and a few miscellaneous players obtained in trades. In all, Hecker and his staff were faced with evaluating over 130 men from July to September.

Then, on August 27, in Columbia, South Carolina, the Falcons recorded their first victory, defeating the San Francisco 49ers, 24-17, in a preseason game.

Once the stadium, Atlanta-Fulton County Stadium, was built, Atlantans felt the time was ripe to start pursuing professional football. One independent group which had been active in NFL preseason promotions in Atlanta applied for franchises in both the AFL and the NFL, acting entirely on its own with no guarantee of stadium rights. Another group reported it had deposited earnest money for a team in the AFL.

With everyone running in different directions, some local businessmen worked out a deal and were awarded an AFL franchise on June 7, 1965, contingent upon acquiring exclusive stadium rights from city officials. NFL Commissioner Pete Rozelle, who had been moving deliberately in Atlanta matters, headed on the next plane down to Atlanta to protect his league's claim on the city of Atlanta. He forced the city to make a choice between the two leagues. Of course, on that memorable June 30, Rankin Smith and the NFL were the choice.

The huge void which had been the Southeast without an NFL team was beginning to close. Fans were looking now toward Atlanta. The Falcons expect to be filling that void for a long time.

A new chapter in the history of the Atlanta Falcons began on December 6, 2001. On that day, Arthur M. Blank, the co-founder and retired co-chairman of Atlanta-based Home Depot, reached a preliminary agreement with the Falcons' Taylor Smith to purchase the team. In a special meeting prior to Super Bowl XXXVI in New Orleans on February 2, 2002, NFL owners voted unanimously to approve the purchase.

YEAR-BY-YEAR HISTORY

1966

Rankin M. Smith was awarded, by the National Football League, a franchise for the city of Atlanta for \$8.5 million. At the time there were 14 NFL franchises in existence, eight AFL clubs. Officially, Atlanta became the 23rd professional football club in existence, the 15th in the NFL prior to the merger. An average of 56,526 people filled Atlanta Stadium to watch the Falcons finish their inaugural season at 3-11. The Falcons claimed their first victory on November 20, defeating the New York Giants, 27-16, at storied Yankee Stadium. Head Coach Norb Hecker's team, at the time, became the only expansion team in history not to finish in last place. The Falcons finished in seventh place in a field of eight teams in the NFL's Eastern Conference. The Falcons' first pick in the draft, LB Tommy Nobis, was voted to the Pro Bowl and named Rookie of the Year.

1967

A disappointing second year saw the Falcons finish the season at 1-12-1. While the broad picture looked bleak, there were cameos of excellence that led to a promising future. LB Tommy Nobis was named to his second Pro Bowl and RB Junior Coffey ended the year with 722 yards to finish as the eighth leading rusher in the league and the Falcons' Most Valuable Player.

1968

Norm Van Brocklin was named to replace Norb Hecker as head coach after three games in the season. The 2-12 Falcons won twice after Brocklin's arrival and finished short by a touchdown or less in three other games. DE Claude Humphrey, the Falcons first-round draft choice, was voted NFL Defensive Rookie of the Year for his play at left end. Billy Lothridge, despite having to start at safety, won his second consecutive NFL punting championship. LB Tommy Nobis was also named to his third-straight Pro Bowl.

1969

The Falcons doubled their best victory total ending the season at 6-8. Atlanta started the season with its first victory in a season opener, a 24-12 decision, vs. San Francisco at Fulton-County Stadium. Backup QB Randy Johnson was named NFL Offensive Player of the Week for his four-touchdown effort in the Falcons' 48-31 victory over the Chicago Bears on November 16. RB Harmon Wages scored three touchdowns vs. New Orleans on December 7, as he threw, caught and ran for a touchdown in a 45-17 win. The club would finish the season in its highest place yet in

the Coastal Division at third. Seven Falcons were named to the Pro Bowl: RB Jim Butler, QB Bob Berry, LB Greg Brezina, K Bob Etter, T George Kunz, TE Jim Mitchell and DB Ken Reaves.

1970

The Falcons completed their fifth season at 4-8-2, but were not far away from having their first winning season as four times Atlanta led deep in the fourth quarter (vs. San Francisco, Green Bay, Los Angeles and Philadelphia) only to lose or be tied in the final moments. Quarterback Bob Berry had the franchise's first 300-yard passing game vs. the Packers on September 27 and RB Jim Butler set a new club record in rushing with 127 yards on 17 carries in the home opener vs. the 49ers on October 4. Over 30 million viewers saw the Falcons face the Dolphins in Atlanta's first game nationally on Monday Night Football with Miami prevailing, 20-7. Defensive end Claude Humphrey, T George Kunz and LB Tommy Nobis represented the Falcons at the Pro Bowl.

1971

For the first time in team history, ticket prices are raised. Most seats increase in price from \$6 to \$7.50. Head coach Norm Van Brocklin was elected to the Pro Football Hall of Fame. Furman University in Greenville, South Carolina, becomes the third home of the Falcons' training camp. The Falcon uniform is also changed as the team switches to red jerseys. On November 22, Atlanta wins its first nationally-televised game with a 28-21 victory over Green Bay at home on Monday Night Football. The Falcons post their first winning season in history at 7-6-1, after WR Ken Burrow pulls in a winning touchdown pass from QB Bob Berry with 40 seconds remaining in a 24-20 victory over New Orleans on December 19 in the regular-season finale, but still do not qualify for the postseason. DE Claude Humphrey is named to his second-straight Pro Bowl.

1972

Draft rights for Heisman Trophy winner Pat Sullivan of Auburn are obtained as the Falcons make four deals involving six veterans. RB Dave Hampton scores two touchdowns and rushes for a club record of 161 yards as the Falcons stop Los Angeles, 31-3, on October 1 for the team's first victory ever, in 11 games, over the Rams. Fellow RB Art Malone rushes for 103 yards, marking the first time in Atlanta's seven-year history that two backs

1973

Smashing 35 team records, the Falcons defeat

YEAR-BY-YEAR HISTORY

New Orleans in the season opener, 62-7. In one of the most dramatic comebacks in the club's history, Atlanta rebounds to defeat the previously unbeaten Minnesota Vikings, 20-14, before a capacity crowd and national-television audience at Atlanta Stadium. The Falcons finish the season at 9-5 for their most wins and best record ever, but lose out for the playoffs by just one game. Rookie kicking specialist Nick Mike-Mayer, DE Claude Humphrey, DE John Zook and T George Kunz were named to the National Football Conference Pro Bowl team on December 18.

1974

Norm Van Brocklin is fired as head coach-general manager after eight games into the season on November 5. Marion Campbell, the Falcons' defensive coordinator since 1969, is named head coach the following day. A record low of 40,202 "no shows" is recorded at Atlanta Stadium as Los Angeles defeats the Falcons, 30-7, in sub-freezing weather on December 1. Rookie QB Kim McQuilken, making his second start of the year, leads the Falcons to a season-closing 10-3 victory over Green Bay to finish the team's record for the year at 3-11. DE Claude Humphrey and C Jeff Van Note are selected to represent Atlanta at the Pro Bowl.

1975

The Falcons trade veteran T George Kunz and a draft choice to Baltimore for the No. 1 pick in the 1975 NFL draft. Atlanta also got the Colts' sixth round choice. QB Steve Bartkowski of California, a consensus All-America, is selected by the Falcons as the No. 1 draft choice on January 28. On February 26, Pat Peppler, instrumental in the construction of two Super Bowl championships at Green Bay (1967 and 1968) and Miami (1973 and 1974), is named the Falcons' new general manager. RB Dave Hampton finally cracked the elusive 1,000-yard Club, by gaining 61 yards in the final game of the season against the Green Bay Packers. Those yards pushed his total to 1,002, making him the first back in Falcons history to gain 1,000 or more yards rushing. Atlanta ended the season at 4-10. The Falcons had two players selected to the Pro Bowl following the season: C Jeff Van Note and P John James.

1976

After the club's fourth loss in five starts, Marion Campbell is fired as head coach. Chairman of the Board Rankin M. Smith Sr. names Pat Peppler interim head coach on October 11. Atlanta

exploded for 17 points in the fourth quarter to upset playoff-bound Dallas, 17-10, on Nov. 21, before 54,992 fans at Atlanta-Fulton County Stadium. Under Peppler, the Falcons finish the season 4-10. P John James is selected to his second straight Pro Bowl.

1977

The Falcons begin a complete revamping of the front office. On February 1, former Washington Redskin and Dallas Cowboy QB Eddie LeBaron is named General Manager and Rankin M. Smith, Jr. is named President of the team. Leeman Bennett, an assistant coach with the Los Angeles Rams for four years, is named the Falcons' head coach on February 3. During the season, the Falcons defense established a modern-day NFL record of 129 points allowed in a 14-game season, as the club finishes 7-7. The defense gains the popular nickname "The Gritz Blitz". P John James, DE Claude Humphrey and DB Rolland Lawrence are named to the Pro Bowl.

1978

On March 30, the Falcons announce plans for a new year-round training site and team headquarters to be constructed in Suwanee, Georgia. The team unveiled new uniforms, which featured silver-gray pants on August 19. The Falcons record their first ever shutout in Atlanta-Fulton County Stadium on October 15, with a 14-0 defeat of Detroit. K Tim Mazzetti kicks five field goals to give Atlanta a 15-7 Monday Night victory over the Los Angeles Rams on October 30. On December 16, the Falcons clinch their first ever playoff berth when Chicago defeats Washington as the Falcons close out the season with a 9-7 record. QB Steve Bartowski throws two touchdown passes in the final eight minutes to spark a 14-13 Atlanta win vs. Philadelphia in the NFC Wild card Playoff Game on December 24 for the Falcons first-ever playoff victory. The Falcons lose the next week in the Divisional Playoff Game 27-20 at Dallas after squandering a 20-13 halftime lead.

1979

Rookie RB William Andrews establishes a new club single game rushing record with a 167-yard performance at New Orleans on September 2, in his NFL debut. On September 16, QB Steve Bartowski sets a new franchise record for single game passing with 326 yards on 20 of 29 passing against Denver. Running back Lynn Cain becomes the first Falcon player to ever score three touchdowns in a single game as he catches

YEAR-BY-YEAR HISTORY

two and rushes for another against Oakland on October 14. In a 31-21 victory over San Francisco on December 16, records were broken for the season by Andrews with 1,023 yards rushing, WR Wallace Francis with 74 catches for 1,013 yards and by Bartkowski with 2,502 passing yards (203-379). The Falcons finish the year at 6-10 and C Jeff Van Note is selected to play in the Pro Bowl.

1980

The Falcons go on a nine-game winning streak, starting with a 41-14 rout of New Orleans, to finish with a 12-4 record to capture the team's first-ever NFC Western Division title. The Falcons nine straight wins and 12 wins on the season are both club bests. In a battle of 12-4 teams in Atlanta, the Falcons build a 27-17 lead over Dallas in the NFC Divisional Playoff game, but are defeated by the Cowboys 30-27 in front of the largest crowd in stadium history (60,022). The year features club records in passing from QB Steve Bartkowski (3,544 yards and 31 TDs), rushing by RB William Andrews (1,308 yards) and receiving by WR Alfred Jenkins (1,025 yards) plus LB Al Richardson got a takeaway in nine consecutive games as the team garnered a total of 42 takeaways. A record six Falcons are selected to play in the Pro Bowl: Andrews, Bartkowski, Jenkins, C Jeff Van Note, T Mike Kenn and TE Junior Miller.

1981

Trailing Green Bay 17-0 after three quarters on the road, the Falcons erupt for an NFL record tying 31 fourth quarter points in a 31-17 win. The team finishes the year at 7-9 and has a club-record seven members selected to the Pro Bowl: T Mike Kenn, QB Steve Bartkowski, C Jeff Van Note, WR Alfred Jenkins, RB William Andrews, TE Junior Miller and G R.C. Thielemann. The team will look back on seven losses of five points or less as to why they finished with the 7-9 record. The defeats were by 1,2,2,3,3,3 and 5 points.

1982

Season ticket sales are halted after reaching a club record 55,144 as Atlanta finishes the strike-shortened season at 5-4. For the third time in five seasons, the Falcons go to the playoffs with a playoff-clinching 17-7 victory on national television at San Francisco on December 19. In the opening round of the playoffs at Minnesota, the Falcons special teams score touchdowns on a blocked punt and a fake field goal to help build a 21-13 lead in the second half. But the Vikings rally for 14 points in the 4th quarter to win 30-

24. T Mike Kenn, G R.C. Thielemann, C Jeff Van Note and RB William Andrews are selected to the Pro Bowl.

1983

The Falcons end the year with a 7-9 record as new head coach Dan Henning takes over the team. DE Kenny Johnson became only the 12th player in NFL history to score two touchdowns in the same game on interception returns as Atlanta defeats Green Bay 41-34 in overtime. Running back William Andrews sets a new club record with 331 rushing attempts for 1,567 yards. QB Steve Bartkowski has his third 3,000-yard season and set a team mark with a 63.4% completion rate and just a 1.1% interception rate (5 interceptions in 432 passing attempts), while C Jeff Van Note starts his 200th game as a Falcon on December 18.

1984

RB Gerald Riggs takes over for the Falcons' all time leading rusher William Andrews who is out for the season after knee surgery. On opening day at New Orleans, Riggs sets a new club record with 35 attempts for 202 yards in a 36-28 win. This begins the first of three consecutive 1,000-yard seasons for Riggs who carries 483 times over 18 games without fumbling. The Falcons finish the year at 4-12.

1985

PR Billy "White Shoes" Johnson became the NFL's all-time leading punt returner as he gains 58 yards in the season opener versus Detroit on September 8. On the final game of the season, RB Gerald Riggs runs for 158 yards, his 9th 100-yard game of the year, in a 16-10 win at New Orleans to finish the season with 1,719 yards and leads the NFC in rushing, while being named to the Pro Bowl. The team ends their second straight season at 4-12. Eddie LeBaron, Vice President and CEO, is dismissed, while former Falcon head coach Marion Campbell is hired as defensive coordinator.

1986

The Falcons soared to four straight wins by beating New Orleans, St. Louis, Dallas and Tampa Bay for the best-ever start in club history. On December 14, Atlanta Fulton-County Stadium played host to C Jeff Van Note day as the 18-year veteran center was honored after 246 games. With all his family present, Van Note was presented gifts including a vintage 1957 Chevy (symbolic of his jersey #57 and being a classic). K Mick Luckhurst extended his club record to 117 consecutive PATs, as the team lost seven of

YEAR-BY-YEAR HISTORY

their last nine contests to end the year at 7-8-1. G Bill Fralic and RB Gerald Riggs were selected to represent the Falcons at the Pro Bowl.

1987

For the second time in his career, Marion Campbell is named head coach of the team. After being defeated 48-10 at Tampa Bay in the season opener the Falcons rebound claiming victory over the eventual World Champion Washington Redskins 21-20 in front of over 50,000 fans at Fulton-County Stadium on September 20. Also on that day, PR Billy "White Shoes" Johnson added another milestone to his brilliant career by becoming the NFL's all-time leading punt returner by recording his 259th lifetime return. On September 22, the NFL Players Association walk off the job for the second time in five years, but only one game is cancelled. The League's owners decide to continue with replacement players. RB Gerald Riggs becomes the club's all-time leading rusher with 5,987 yards, surpassing William Andrews on December 6. P Rick Donnelly and WR Sylvester Stamps claim a pair of NFL individual titles as they finish the season with the league's punting title with a 44.03 average and a league-best 27.5 kickoff return average, respectively. The Falcons end the year with a 3-12 record, while G Bill Fralic and Riggs are named to the Pro Bowl.

1988

An improving Falcons defense was among the best in the NFL during the second half of the season as Atlanta finishes the '88 campaign at 5-11. Atlanta's "baby boomers" (average age of 25) allowed only six touchdowns over the final seven games. CB Scott Case laid claim to a spot in the Pro Bowl by being named NFC Defensive Player of the Month for November. Case picked off 10 passes on the season to finish atop the league charts and set a Falcons record for interceptions in a season. Running back John Settle put his name in the league record book by becoming the first free agent in NFL history since the 1970 merger to gain 1,000 yards in a season with 1,024 yards. G Bill Fralic joined Case and Settle in the Pro Bowl following the season.

1989

CB Deion "Prime Time" Sanders, who after a lengthy holdout, reports to camp and takes part in practice on Friday and a Saturday walk-through before the season opener versus the Los Angeles Rams. In the first quarter, Sanders returns a punt 68 yards for a touchdown. After hitting a home

run for the New York Yankees earlier in the week, it makes him the only modern day athlete to hit a homerun and score a touchdown in the same week. G Bill Fralic goes to a fourth consecutive Pro Bowl, the only guard in the NFL to do so, and is named to the 2nd team of the All-NFL team of the 80's. Rookie WR Shawn Collins leads all NFL rookies and sets a club rookie mark with 58 catches, while Sanders gains post-season recognition by leading all rookie defensive backs with five interceptions and gaining over 1,000 yards in return yardage. Head coach Marion Campbell announces his resignation after 12 games (3-9); leaving assistant head coach Jim Hanifan to take over for the final four games. The team ends the season with a 3-13 mark.

1990

Former Falcons defensive coordinator and Houston Oilers head coach Jerry Glanville accepts the offer to become the Falcons 9th head coach in franchise history. The team announces plans for their 25th Anniversary season that includes going back to the original black jerseys of 1966. In addition, black helmets are unveiled along with the anniversary logo patches for the uniforms. With the number one pick in the draft, Atlanta trades with Indianapolis for six-time Pro Bowl lineman T Chris Hinton, all-rookie WR Andre Rison and the following year's #1 pick. The Falcons close their first-ever undefeated preseason at 4-0 with a 45-14 win over New England. On September 9, Houston comes to town to face Atlanta and their former coach, but the Falcons prevail scoring three defensive touchdowns en route to a 47-27 victory. The Falcons led the NFL with a 3.3 per carry rush defense as the team moved up in over 20 statistical categories from the previous season to finish the year at 5-11. LB Jessie Tuggle led the NFL in tackles with 201 and Rison sets a club mark with 82 pass receptions on his way to a Pro Bowl berth.

1991

The Falcons proved to be one of the most exciting and entertaining teams of the NFL in '91, winning six straight games down the stretch and eight of their last 11 contests, to earn a playoff berth at 10-6. Atlanta had the second most wins in club history with 11 and captured their first road playoff victory at New Orleans. The Falcons also made team history by sweeping through their NFC West road trips by defeating the Saints, Rams, and 49ers, giving San Francisco their only home loss on the season. A sellout crowd witnessed

YEAR-BY-YEAR HISTORY

the Falcons final home game of the 1991 season, as well as Atlanta's final game in Fulton-County Stadium. The Falcons defeated Seattle, 26-13, to run their home win streak to five straight. CBs Deion Sanders and Tim McKyer both co-led the NFC in interceptions with six apiece. Sanders was joined at the Pro Bowl by teammates WR Andre Rison, QB Chris Miller and T Chris Hinton.

1992

On August 23, a sold-out crowd and a national TV audience saw the Falcons win the first-ever football game in the new Georgia Dome, 20-10, over the Philadelphia Eagles. In the regular season opener in the Dome, Atlanta scored on their first four possessions en route to a 20-17 win over the New York Jets before another sellout crowd. The Falcons led the NFL with a club record 33-touchdown passes and became the only team to have 30 or more touchdowns in both '91 and '92. The 336 pass completions were a club season best as were the 194 passing first downs. WR Andre Rison set a club record with 93 receptions and became the first player in NFL history to have 300 catches in their first four years in the league. The Rison-WR Michael Haynes tandem netted 21 touchdowns to lead the NFL for the second straight year (23 in '91). The team finished the season with a 6-10 record as Rison, DB Deion Sanders, LB Jessie Tuggle and special teams standout Elbert Shelley were named to the Pro Bowl.

1993

Led by Pro Bowlers WR Andre Rison, QB Bobby Hebert, S Elbert Shelley and PK Norm Johnson, Atlanta's offense scored over 300 points for the fourth consecutive season. Rison scored a club record 15 TDs and set a new standard for the most receptions in his first five seasons with 394. Hebert finished third in the NFL with a career-high 24 touchdown passes and had the NFL's longest play of the year, a 98-yard strike to WR Michael Haynes. Johnson nearly had a perfect season, connecting on 26-of-27 field goals (.963), while stretching his consecutive FG streak to 26 in-a-row, the second best mark in NFL history. Pro Bowler CB Deion Sanders continued to be an impact player, picking off seven passes while shutting down the league's top receivers. Third-year RB Erric Pegram made a name for himself, rushing for 1,185 yards, the fourth highest total in '93 as the team ended the year for a second straight season at 6-10.

1994

June Jones was named the Falcons' 10th head

coach on January 24 replacing Jerry Glanville who resigned following the 1993 season. The '94 season was trademarked by the way the team started and ended each game. The Falcons came out ready to play in the first quarters, rolling up a combined 93-61 advantage in those first 15 minutes of play. Atlanta also had the lead in 14 of the 16 games they played in and led 12 of those 16 games, heading into the fourth quarter only to finish the year with a 7-9 record. In 11 of the 16 games, the Falcons had the lead at the two-minute warning only to falter in the end. Wide receiver Terance Mathis closes out a brilliant season with a club record 111 receptions, the fourth highest total of all-time. His 1,342 receiving yards ranks second on the Atlanta's all-time charts. For his efforts, he is voted to the '95 Pro Bowl along with teammates LB Jessie Tuggle and S Elbert Shelley.

1995

In what would be Atlanta's first playoff season since 1991, the Falcons ended the regular season with a 9-7 mark, while establishing some club and league records along the way. K Morten Andersen, who was signed as a free agent from New Orleans before training camp, sets an NFL-mark with three field goals from beyond 50 yards in one game. Shots from 55, 55 and 51 capped a 19-14 victory over Andersen's former Saints teammates to give Atlanta their first sweep of New Orleans since 1985. Needing a win to make the playoffs, the Falcons pull off the improbable, defeating the defending World Champion 49ers, 28-27, in front of a frenzied crowd at the Georgia Dome on Christmas Eve. Quarterback Bobby Hebert connects with WR Terance Mathis on two touchdowns, including the game-winner, as Mathis makes an incredible run to the end zone with 1:45 remaining. Atlanta establishes an NFL record by having four players each gain 1,000 yards, including WRs Eric Metcalf (1,189), Terance Mathis (1,039), Bert Emanuel (1,039) and RB Craig Heyward (1,083). Quarterback Jeff George, meanwhile, became only the 18th quarterback in league history to have over 4,000 yards passing in a season by finishing with 4,143 yards. LB Jessie Tuggle, S Elbert Shelley, DE Chris Doleman, Andersen and Hayward were named to the Pro Bowl.

1996

Only one season after earning a wild-card berth, Atlanta tied a club-mark for most losses and finished with the third-poorest winning percentage (.188) in team history with a 3-13 mark. A 31-15 victory over the Saints on December

YEAR-BY-YEAR HISTORY

8 snapped a 10-game road losing streak and provided the team with its first NFC West win outside the Georgia Dome since an overtime win in New Orleans on September 17, 1995. In a lone bright spot, RB Jamal Anderson became the seventh Falcons player in club history to rush for over 1,000 yards in a season, gaining 1,055 on the year. With Anderson's accomplishment, the Falcons were the only NFL team to have three different players in the past four years to gain 1,000 yards. On December 23, head coach June Jones was dismissed from the team.

1997

On January 3, Dan Reeves is named the 11th head coach in franchise history as he comes to Atlanta as Executive Vice President of Football Operations/Head Coach. After a difficult 1-7 start, the Falcons went 6-2 in their final eight games to finish 7-9, marking one of the best second-half comebacks in NFL history. QB Chris Chandler came on strong and ranked second in the NFL in QB rating (95.1) on his way to his first Pro Bowl appearance, joining teammate LB Jessie Tuggle. The real story of the season, however, was the tremendous play of the defensive line, which established a club record 55 sacks to rank 2nd in the NFL. DE Chuck Smith (12.0 sacks) and DT Travis Hall (10.5 sacks) led the charge. Team owner and founder Rankin M. Smith passed away on October 26 from heart complications just hours before the Falcons were to play a nationally televised game at Carolina. The 72-year old was remembered at a Tuesday memorial service as a quiet, behind-the-scenes "pioneer" who helped bring professional sports, and other major contributions, to his beloved city of Atlanta.

1998

The Falcons, who jumped from a 7-9 finish in 1997 to a franchise record 14-2 in 1998, specialized in quick turnovers. In one of the more heart felt stories of the year, head coach Dan Reeves underwent quadruple bypass surgery and a mere five weeks later coached his team to a 30-27 overtime victory against Minnesota to capture the NFC Championship that matched the Falcons against the Denver Broncos in Super Bowl XXXIII in Miami. The team accomplished many firsts in 1998 with the first-ever 8-0 home mark, best overall record at 14-2, most points in a season with 442 that included a best 53 touchdowns and a league-high 44 takeaways. Atlanta was paced by RB Jamal Anderson, who set a team record with 1,846 yards rushing, including an NFL high 12 100-yard games. The Falcons dubbed themselves the

"Dirty Birds" and Anderson created a touchdown dance to fit the name. The dance, which even consisted of flapping arms to act like wings, was introduced when TE O.J. Santiago celebrated his two-touchdown effort following a 41-10 victory at New England in early November. The fever it generated captivated a national audience as well as brought the Falcons to the front of the Atlanta sports scene. Dan Reeves joining Anderson on stage for a rendition of the "Dirty Bird" following the NFC Championship trophy presentation was a lasting highlight of the team's journey to the Super Bowl. Reeves, who was named NFL Coach of the Year, guided his Falcons to just the second NFC West title in the 33-year history of the franchise. QB Chris Chandler, CB Ray Buchanan, S Eugene Robinson, LB Jessie Tuggle and T Bob Whitfield joined Anderson in representing the Falcons in the Pro Bowl.

1999

The Atlanta Falcons entered the 1999 season with the hopes of defending their 1998 NFC Championship crown and becoming the first NFL team ever to reach the Super Bowl in its own stadium. The Georgia Dome was the site of Super Bowl XXXIV. Unfortunately the setbacks of an 0-4 start led the Falcons to a disappointing 5-11 finish. In Week 2 against the Dallas Cowboys in a Monday Night Football matchup at Texas Stadium, RB Jamal Anderson was lost for the season with a knee injury. The Falcons did reach some milestones through the season. WR Terance Mathis became the club's all-time leader in receptions with a 12-catch, 166-yard performance in a Monday Night Football game at Pittsburgh. LB Jessie Tuggle had his 12th-straight 100-tackle season after finishing with a team-leading 122 total tackles.

2000

After a 2-1 start that included victories over two key NFC West opponents, the Falcons season took a turn for the worse with a 4-12 final record. The Falcons suffered several key injuries including a season-ending foot injury to LB Keith Brooking after five games and LB Jessie Tuggle in the eighth game of the season. RB Jamal Anderson returned to action following a 1999 season-ending knee injury, starting all 16 games and finishing with his fourth 1,000-yard season with 1,024 yards. K Morten Andersen began the season with a five-field goal game vs. San Francisco and then ended the year with five field goals in the season-finale vs. Kansas City. In the process he became the Falcons all-time leader in both field goals and

YEAR-BY-YEAR HISTORY

points. Wide receiver Terna Mathis became the club's all-time leader in receiving yards to pass WR Alfred Jenkins in that category. Rookie CB Darrick Vaughn, the Falcons seventh round draft choice, led the NFL with a 27.7 average and three kickoff returns for a touchdown. That average and the three touchdowns are both Falcons single-season high marks.

2001

The 2001 Atlanta Falcons entered Week 15 with a matchup at Miami with a 7-7 record and still alive in the NFC playoff race. Three controversial calls by the officials and two goal line stands by the Dolphins defense ended the Falcons postseason hopes with a 21-14 defeat. The next week the Falcons traveled to St. Louis and lost 31-13 to finish the year with a disappointing 7-9 record. Even with two overtime losses to San Francisco when the Falcons squandered fourth quarter leads, Atlanta jumped to a 6-4 record before winning just one of their remaining six games. Included in the wins was a big 23-20 victory over the Green Bay Packers at Lambeau Field, highlighted by a 352-passing effort by QB Chris Chandler. Long after memories of the disappointing 2001 season end, the year will be remembered for the nucleus of young players that emerged and will hopefully lead the Falcons to a successful future. Among the group of young players that stood out were Pro Bowl LB Keith Brooking, who had 10 or more tackles in 11 of the team's 16 games, and first-round draft pick QB Michael Vick. Vick had the normal growing pains of any rookie quarterback, but in the Miami game Vick, who played following an elbow injury to Chandler, showed flashes of his potential, completing 11 of 20 passes for 214 yards with a touchdown and gaining 63 yards rushing on five carries. Among his highlights were a 52-yard pass to WR Brian Finneran and a 23-yard scramble for a first down on a 4th and 15 play. A renewed Chandler led the team to a 6-4 record in games where he started and finished, and DE Patrick Kerney had a breakout year with a team-leading 12.0 sacks. The day before the draft, the Falcons obtained the first pick in a trade with San Diego and used the pick on Vick, who is expected to be the quarterback of the future. In another historical move, team President Taylor Smith agreed to sell the team to local businessman Arthur Blank, who was approved by the NFL owners the day before the Super Bowl. A week before the final preseason game the end of an era came upon the Falcons when LB Jessie Tuggle retired following 14 seasons in Atlanta. The example he set helped his replacement Brooking, who was moved from the

weakside linebacker spot to the middle, spring to the top of the middle linebacker lists in the NFL with a career-high 167 tackles.

2002

The Atlanta Falcons began the Arthur Blank era with a 9-6-1 record and a berth in the playoffs as a Wild Card participant. Blank helped resurrect the excitement in the Georgia Dome with added value to the fans with increased tailgating, parking and entertainment. The fans responded with every game being sold out. After beginning the year with a 1-3 record, head coach Dan Reeves and QB Michael Vick led the Falcons to an NFL-best eight-game unbeaten streak (7-0-1). The Falcons set records and showcased numerous highlights during that stretch. In a game at Pittsburgh, the Falcons rallied from a 34-17 deficit with just over eight minutes to play to tie the game at 34-34. The Falcons also shutout Carolina two times with a 30-0 victory at the Dome and a 41-0 win in Charlotte. The Falcons finished the season with a team-record 23 rushing touchdowns and a franchise-best eight games with 30 or more points. After finishing 30th in rushing in 1999, 28th in 2000 and 16th in 2001, the Falcons improved to 4th in the NFL in 2002. On the defensive side of the ball, new defensive coordinator Wade Phillips made a switch to a 3-4 defensive alignment that helped the team finish third in interceptions with 24, second in takeaways with 39 and fourth in sacks with 47. In his first season as a starter, Vick earned a Pro Bowl berth to become just the sixth quarterback to be voted to the Pro Bowl in his first year as a starter. Vick rushed for 173 yards in an overtime win at Minnesota, the highest single-game rushing total for an NFL quarterback ever. Vick also had the longest run ever by a Falcons quarterback with a 46-yard game-winning touchdown in overtime against the Vikings. LB Keith Brooking earned his second consecutive Pro Bowl berth after setting a career-high with 212 total tackles. In the postseason, the Falcons became the first team ever to defeat the Green Bay Packers in the postseason at Lambeau Field with a 27-7 win to advance to the second round of the NFC playoffs. The Falcons season came to an end the next week with a 20-6 loss against the Philadelphia Eagles at Veterans Stadium in an NFC Divisional playoff game.

2003

One season removed from a playoff berth and a historical win over Green Bay in the playoffs, the 2003 Falcons fell to 5-11. Injuries and a lack of consistency punctuated the Falcons 2003 season.

YEAR-BY-YEAR HISTORY

QB Michael Vick, who played a large role in the Falcons' push for the playoffs in 2002, suffered a broken right leg in the second preseason game against Baltimore and did not return until the 11th game of the regular season in a relief appearance at Houston. Strong first half efforts would give way to second half heartbreak as the Falcons went 2-6 in the eight games which they led at the half. The Falcons defeated the Dallas Cowboys in the regular season opener, 27-13, before losing their next seven contests. They did not win again until the ninth game of the season when they went on the road and defeated the New York Giants 27-7. The victory gave Falcons head coach Dan Reeves the 200th win of his career. One year after setting the NFL single-game record for most yards rushing by a quarterback, Vick went out and rushed for a 141 yards in his first start of the season against the Panthers. His rushing performance marked the third-highest single game rushing total by a quarterback in NFL history. Three days after the victory against the Panthers, Reeves, who coached the Falcons for seven seasons, was released from his contract on December 10. Defensive coordinator Wade Phillips took over as interim coach for the final three games. In the days leading up to the Buccaneers game in Week 16, Rich McKay, who for the previous eight seasons was general manager of the Buccaneers, was named president and general manager of the Falcons on December 15. Less than two weeks after the conclusion of the season, Jim Mora was named head coach on January 9, 2004. LB Keith Brooking and TE Alge Crumpler were named to the Pro Bowl, with Crumpler earning a starting nod on the NFC squad.

2004

First year Head Coach Jim Mora's fiery, motivating style of coaching becomes contagious and resonates with his team as the Falcons match the best start ever in team history at 4-0 on their way to a 6-2 halfway record. The aggressive approach on both offense and defense pays off and masks the potential growing pains of new offensive and defensive systems being implemented. The birds clinch just their third division title in team history in high fashion in a 35-10 rout of the Oakland Raiders in Week 14 as RB T.J. Duckett establishes a new team record with four rushing touchdowns. The club finishes the regular season with an 11-5 record, a first round playoff bye, and sets numerous milestones, including leading the NFL in rushing for the first time ever with a team record 2,672 yards and a club-best a 5.1 per carry average, as well as a League-high 48 sacks, which also is the

first time that feat has been accomplished. The Falcons defense soars 18 spots from the last in the League in 2003 to 14th in total defense and scoring defense under new architect Ed Donatell. Atlanta blasts St. Louis 47-17 in the Divisional Playoff game at the Georgia Dome in one of the most dominant rushing performances in postseason history, racking up 327 yards rushing, the fourth-highest total ever. The Falcons' dream of a Super Bowl trip is ended the following week in a 27-10 defeat at Philadelphia in the NFC Championship Game, the second NFC Title appearance in team history. Mora garners votes for NFL Coach of the Year and becomes just the 11th head coach in NFL history to capture a Division title in his first season. QB Michael Vick, TE Alge Crumpler, LB Keith Brooking, DE Patrick Kerney and returner Allen Rossum go to the Pro Bowl, the most Falcons players since 1998 Super Bowl season.

2005

The Falcons soar to a 6-2 first half record despite numerous injuries on defense that force rookies into the starting lineup and a shuffling of linebacker positions after five games. Atlanta records a perfect 3-0 mark on Monday Night Football (and 4-1 record in nationally-televised games). The growing pains catch up to the Falcons in the second half of the season though and the team finishes 8-8. Atlanta's offense again leads the NFL in rushing yards with 2,546 yards and average at 4.8. RB Warrick Dunn enjoys a career year with a career-high 1,416 rushing yards en route to earning his Pro Bowl since 2000. TE Alge Crumpler leads the team in receptions with a career-best 65 catches for a career-high 877 receiving yards. QB Michael Vick passes for 2,412 yards with 15 touchdowns and rushes for 597 yards and six scores. LB Keith Brooking leads the club again in tackles with 150 as he moves over to MLB after a season-ending Achilles injury to Edgerton Hartwell in Week 5 forces a chain reaction of wholesale changes in the linebacker department. Rookies such as LB Michael Boley and DL Jonathon Babineaux, Chauncey Davis and Darrell Shropshire are pressed into major duty due to injuries. DT Rod Coleman leads all interior linemen with 10.5 sacks. Dunn, Crumpler, Vick, Brooking, Coleman and CB DeAngelo Hall are voted to the Pro Bowl by their peers and are the most Pro Bowlers since the 1998 Super Bowl season.

2006

Similar to the second half of 2005, the Falcons start out 5-2 in first half of play only to limp to

YEAR-BY-YEAR HISTORY

2-7 down the stretch. Head Coach Jim Mora is dismissed from his contract after three years following the 7-9 season. The Falcons lead the NFL in rushing again for the third straight year with a franchise record 2,939 yards, which is the ninth-highest total in NFL history. Michael Vick becomes the first quarterback in League history to rush for over 1,000 yards with 1,039. With RB Warrick Dunn's 1,140 rushing yards, Vick and Dunn become only the fourth set of backfield teammates to both eclipse the century mark in the same season in NFL history. Vick also adds a career-high 20 touchdown passes. TE Alge Crumpler is named to his fourth straight Pro Bowl as he leads the team in receiving and adds a career-high eight touchdowns. CB DeAngelo Hall also is voted to the Pro Bowl but first year as a starter. K Morten Andersen becomes the NFL's all-time leading scorer and all-time leader in career field goals.

2007

The Falcons placed a franchise record 16 players on injured reserve which included seven starters over the course of the season. Atlanta also witnessed its starting quarterback be suspended by the NFL prior to the start of the year while its Head Coach Bobby Petrino left the team following Week 14. With a 4-12 record, the Falcons did see some positive results however. Wide receiver Roddy White became the Falcons first 1,000-yard receiver since 1999 and running back Warrick Dunn became the 22nd player in league history to amass 10,000 career rushing yards. Kicker Morten Andersen and quarterback Chris Redman each received NFC Player of the Week accolades.

2008

In just one season, the Atlanta Falcons rebounded from four wins in 2007 to an 11-5 regular season record and the team's first playoff berth since 2004. The '08 campaign was a year of firsts as first year Head Coach Mike Smith and first year quarterback Matt Ryan became the first rookie head coach and quarterback duo to compete in a playoff contest since 1945 when the Cleveland Rams accomplished the feat. In Smith's stellar first season, he also became only the fourth Head Coach in franchise history to record 11 or more victories in a single year en route to Associated Press Coach of the Year honors. The distinction marked only the second occasion a Falcons coach earned the award in franchise history. The Falcons witnessed an entire team effort in the turnaround as an organization with a fresh look that took the NFL by storm, winning five of their

last six games on the way to a second place finish in the NFC South Division. Atlanta garnered two Pro Bowl selections in running back Michael Turner and wide receiver Roddy White who also made their first visits to the league's all-star game. Quarterback Matt Ryan earned Associated Press Offensive Rookie of the Year honors and was named NFC Rookie of the Month (October), a first in both categories in team history. The Falcons also finished the regular season with five NFC Player of the Week accolades. Turner earned the honor on three occasions, while Ryan was named NFC Offensive Player of the Week after his performance against the Oakland Raiders in Week 9 and wide receiver Harry Douglas was named NFC Special Teams Player of the Week after returning a punt 61 yards against Carolina in Week 12. In his first season with the Falcons, Turner was tied for second in the final NFL MVP voting as he finished second in the league in rushing (1,699 yards) while topping the 1,000-yard plateau for the first time in his career. Turner also posted 17 rushing touchdowns, which set a new franchise record. White also logged a career year as he set a new franchise record with 1,382 receiving yards in a single-season while becoming the first wide receiver in team history to post back-to-back 1,200-yard campaigns. Defensively, John Abraham set a new team record and a personal best with 16.5 sacks, topping the old record of 16.0 held by Joel Williams, which was set in 1980. At the conclusion of the year, Coach Smith (Coach of the Year), Matt Ryan (Rookie of the Year) and General Manager Thomas Dimitroff (Executive of the Year) all earned honors from Sporting News Magazine, becoming the first trio in the publication's 132-year history to sweep the awards.

2009

The Falcons concluded the 2009 campaign with a 9-7 record and back to back winning seasons for the first time in the franchise's 44-year history, which includes an 11-5 record in 2008. Atlanta ended the season with three consecutive victories and a series sweep over NFC South Division rival Tampa Bay. After two seasons, Falcons Head Coach Mike Smith compiled a coaching record of 20-12 (.625), which is the second-best winning percentage for an Atlanta head coach in their first two seasons with the team. He sits behind Dan Reeves who totaled a 21-11 mark

(.656) from 1997-98. As a starter, quarterback Matt Ryan finished the 2009 campaign with a 6-0 home record and after two seasons is 13-1

YEAR-BY-YEAR HISTORY

starting under center. The 2009 season featured many team and individual accomplishments, but none as impressive as wide receiver Roddy White who finished the season with 85 receptions for 1,153 yards and a career-high 11 touchdowns. He became only the second receiver in franchise history to register three consecutive 1,000-yard receiving seasons. Tight end Tony Gonzalez, who led all tight ends in NFL history at seasons end in receptions (999), yards (11,807) and touchdowns (82), became the 21st player in NFL history to surpass 11,000 career receiving yards. Among other accomplishments, Gonzalez set the Falcons single-season reception record for tight ends with 83. Defensively, Jonathan Babineaux led the team with a career-high six sacks. Cornerback Brent Grimes finished the year with a team-leading six interceptions and safety Thomas DeCoud was named NFC Defensive Player of the Week (6) for his performance against the Chicago Bears.

2010

The Atlanta Falcons finished the 2010 regular season with a 13-3 record, marking the team's second highest win total in franchise history. The Falcons also claimed the NFC South title and earned the top seed as well as home field advantage in the NFC Playoffs. Combined with an 11-5 record in 2008 and a 9-7 record in 2009, Atlanta has now posted three consecutive winning seasons for the first time in club history and has earned two playoff berths in the last three seasons. In 2010, the Falcons sent a franchise record and NFL-best nine players to the Pro Bowl with DE John Abraham, TE Tony Gonzalez, FB Ovie Mughelli, QB Matt Ryan, RB Michael Turner, WR/ST Eric Weems, and WR Roddy White all voted in, while T Tyson Clabo and CB Brent Grimes were added as alternates at the end of the season. The Birds went 7-1 at the Georgia Dome this season, which was tied for the second-best home record in a single-season in franchise history. This is the fifth time in club history that the team has posted a 7-1 home record, including twice under Head Coach Mike Smith. Only the 1998 team posted a better record, going 8-0 at home. Additionally, Atlanta posted a 5-1 record against NFC South opponents. Since 2008, the Falcons are 11-7 against division foes. Ryan had a breakout season in his third year under center, throwing for a career-high 3,705 yards, 28 touchdown passes and a 91.0 passer rating. Meanwhile, White set new franchise records with 115 catches and 1,389 receiving yards. White also posted his fourth straight 1,000-yard season and earned All-Pro honors. For the second time since 2008, the Falcons had a 3,000-yard passer,

1,000-yard receiver, and a 1,000-yard rusher, as Turner led the NFC with 1,371 yards and a team-high 12 touchdowns on the ground. Gonzalez continued his climb in the NFL record books, becoming the first tight end in League history to record 1,000 career receptions and his 1,069 catches ranks sixth all-time and second among all active players. His six touchdown catches in 2010 tied him with WR Don Maynard for 10th on the

NFL's all-time touchdown receptions list with 88 career TDs and his 12,463 receiving yards are 15th all-time. Defensively, Abraham regained his 2008 form posting 13.0 sacks and two forced fumbles, while Grimes and S William Moore shared the team lead with five interceptions each and Grimes posted a franchise record 23 passes defended. LB Curtis Lofton led the team in tackles for the second consecutive season with 142 total tackles (101 solo). Atlanta captured the NFC South title for the second time since the NFL's realignment in 2002 and it was the fourth time in team history that the Falcons won their division (1980, 1998, 2004, 2010).

2011

The Atlanta Falcons concluded the 2011 season with a 10-6 record, marking the first time in franchise history that the team has recorded back-to-back seasons with at least 10 wins and third time in the last four seasons. The Falcons captured the fifth seed in the NFC, notching consecutive playoff berths for the first time in franchise history.

The Falcons also clinched a playoff berth for the third time in the last four seasons. Under Head Coach Mike Smith, the Falcons are the only NFC team to post winning records in each of the last four seasons (2008-11).

Smith has posted a four-year record of 43-21, which is not only the best four-year mark in team history, but ranks among the best records in NFL history for first-time head coaches. Smith is tied with Bill Cowher (Pittsburgh - '92-95), Mike Martz (St. Louis - '00-03), Mike Sherman (Green Bay - '00-03), and Mike Tomlin (Pittsburgh - '07-10) for the fourth-best four-year record among first-time head coaches.

The Birds wrapped up the 2011 campaign in record setting fashion, as QB Matt Ryan, RB Michael Turner and WR Roddy White all established new franchise bests. Ryan broke the franchise record for passing yards in a single season after eclipsing QB Jeff George's club record of 4,143 yards

YEAR-BY-YEAR HISTORY

set in 1995. Ryan finished the 2011 season with 4,177 passing yards, 29 touchdown passes and a 92.9 quarterback rating, all career highs. White became the Falcons all-time leading receiver with 7,364 career receiving yards, breaking Terance Mathis' franchise record of 7,349 yards set between 1994 and 2001. The seventh year receiver out of UAB also finished the season with 100 receptions and became the first player in team history to record multiple 100-catch seasons. Turner also got in on the action, breaking Gerald Riggs' franchise record of 48 rushing touchdowns set between 1982 and 1988. "The Burner" led the NFC in rushing yards with 1,340 yards and added 11 touchdowns on the season.

In addition, TE Tony Gonzalez continued his ascension in the NFL record books, becoming the NFL's second all-time leading receiver with his 1,149 career receptions and climbed to 11th in League annals with his 13,338 career receiving yards and was named to his 12th Pro Bowl.

Defensively, the Falcons enjoyed a breakout season from LB Sean Weatherspoon, who finished the season with a career-high 127 tackles (86 solo) and four sacks. LB Curtis Lofton led the team in tackles for the third consecutive year with 167 tackles (101 solo) and added two interceptions. DE John Abraham continued to wreak havoc on opposing quarterbacks, notching 9.5 sacks and four forced fumbles.

2012

The Atlanta Falcons finished the 2012 season with a 14-4 overall record and hosted the NFC Championship Game for the first time in franchise history. In five seasons under Head Coach Mike Smith, the Falcons have posted five consecutive winning seasons and earned four trips to the playoffs. Under Smith, the Falcons have posted a 56-24 record and their 56 wins are the second most in the NFL during that time and Atlanta's .700 winning percentage is the second-best mark in the NFL over the last five seasons trailing only the New England Patriots (60-20, .750).

Smith earned NFL Coach of the Year honors from the Sporting News for the third time in the last five seasons after guiding the Falcons to an NFC best 13-3 record in 2012. He also set a franchise record for most career coaching wins (56).

QB Matt Ryan enjoyed his best season, setting single-season franchise records for passing yards (4,719), pass attempts (615), completions (422),

touchdown passes (32) and 300-yard games (7) en route to his second career Pro Bowl selection. In 2012, additionally, Ryan's 56 career wins are the most by any quarterback in his first five seasons in NFL history.

TE Tony Gonzalez continued to show that he is one of the premier tight ends in the NFL, catching 93 passes for 930 yards with eight touchdowns in 2012. Gonzalez was selected to the Pro Bowl for the 13th time in his career last season. He currently ranks second in NFL history with 1,242 career receptions and his 103 career touchdown catches are the sixth most in League annals.

WR Roddy White became just the fifth player in NFL history to post three straight seasons with 90-or-more receptions and 1,200-or-more yards with his 92 catch, 1,351 yard out put in 2012.

WR Julio Jones joined White to create one of the NFL's best receiving tandems as the duo became the first set of Falcons teammate to post 1,000 receiving yards each since 1998. Jones finished 2012 with 79 catches for 1,198 yards and 10 touchdowns.

The Falcons boasted five Pro Bowlers in 2012, including Ryan, Gonzalez, Jones, S Thomas DeCoud and S William Moore. The duo of DeCoud and Moore combined for 11 takeaways, including 10 INTs & one fumble recovery, which resulted in 33 points during the 2012 season.

2013

The Atlanta Falcons finished the 2013 season with a 4-12 overall record, marking the club's first losing season since 2007. Despite their struggles in 2013, the Falcons have compiled a 60-36 regular season record (.625) which is tied for the sixth best record in the NFL over the last six seasons.

TE Tony Gonzalez closed out his career with another strong season, catching 83 passes for 859 yards, and a team-leading eight touchdowns to earn his 14th career Pro Bowl selection. He exits the game as one of its all-time greats ranking second on the NFL's all-time receptions list (1,325), fifth in League history in receiving yards (15,127), and sixth in touchdown catches (111). Gonzalez owns nearly every NFL record at the tight end position including, receptions, receiving yards, touchdowns, 100-yard games, Pro Bowl appearances, and 1,000-yard seasons (four). In five seasons with the Falcons, Gonzalez caught 409 passes for 4,187 yards with 35 touchdowns while

YEAR-BY-YEAR HISTORY

earning four straight Pro Bowl nods from 2010-13.

QB Matt Ryan continued to rewrite the Falcons record books in his sixth NFL season, topping his own franchise records for attempts (651) and completions (439) while breaking QB Steve Bartkowski's record for career passing yards with 23,472. In 2013, Ryan threw for 4,515 yards with 26 touchdowns and 17 interceptions. He is the first quarterback in club history to throw for 4,000 yards in three straight seasons and his 67.4 completion percentage ranked fourth in the NFL last season.

WR Harry Douglas had a breakout season in 2013, stepping into a key role after injuries to Julio Jones and Roddy White. Douglas recorded his first 1,000-yard season, shattering his career-highs with 85 receptions, 1,067 yards, and two touchdowns.

Defensively, the Falcons were paced by S William Moore who emerged as a team leader in his fifth season. Moore tallied 127 total tackles (83 solo) with eight passes defended, three interceptions, three forced fumbles, two fumble recoveries, and three tackles for loss. The Falcons also saw two rookies blossom into key starters as CB Desmond Trufant set a franchise rookie record with 17 passes defended and LB Paul Worrilow led the team with 137 total tackles (92 solo).

2014

The Atlanta Falcons finished the 2014 season with a 6-10 overall record, which gave the club its first back-to-back losing seasons since the 2006 and 2007 seasons. Head Coach Mike Smith was released from his contract after six years with the team following the end of the season.

The Falcons finished eighth in total offense with 378.2 yards per game, and QB Matt Ryan helped lead the team to the fifth best passing attack in the League with 284.6 passing yards per game. Ryan also had another career year, throwing for 4,000+ yards (4,694) for the fourth straight season, and he also broke the franchise record for most career touchdown passes (181) when he threw 28 touchdowns this season. Ryan was also selected to his third career Pro Bowl.

WR Roddy White broke the franchise record for most touchdown passes with 62 and he also became the franchise's all-time leader in touchdowns. White finished the season with 80 receptions, 921 receiving yards and seven touchdowns.

WR Julio Jones returned from a foot injury that sidelined him the previous season and recorded career numbers. Jones led the team in receptions and yards with 104 catches and 1,593 receiving yards, which also ranked him third in the NFL in both categories. Jones' 1,593 receiving yards also broke White's previous franchise single season receiving mark, and helped earn him his second Pro Bowl selection. Jones had a record breaking performance against the Green Bay Packers on Monday Night Football when he tallied 259 receiving yards on 11 catches, which was a franchise record for receiving yards in a game.

LB Paul Worrilow lead the team in tackles for the second straight season with 142 total tackles (84 solo). CB Desmond Trufant continued to improve in his second year in the League tallying 61 total tackles (53 solo), three interceptions and 16 pass deflections. S Kemal Ishmael jumped onto the scene in his first year seeing heavy playing time, after S William Moore went down with an injury that placed him on injured reserve. Ishmael recorded 94 total tackles (67 solo), four interceptions - which led the team - and six pass deflections and one forced fumble.

2015

Dan Quinn became the 16th head coach in Atlanta Falcons history, taking over the club after serving as the Seattle Seahawks defensive coordinator for the last two seasons (2013-14). Quinn was the first rookie head coach in Falcons history to start 5-0. He was also the first head coach in NFL history to start 5-0 after his team trailed in the fourth quarter of four of its first five games.

In Quinn's first season as head coach, the Atlanta Falcons finished with an 8-8 record, including wins in two of their last three games. QB Matt Ryan finished the season 407-of-614 for 4,591 yards with 21 touchdowns, 16 interceptions, and an 89.0 passer rating. He finished the season ranking in the top five in several categories, including completions (third), attempts (fifth), and passing yards (fifth). Ryan also threw for 4,000 yards for the fifth straight year, becoming one of four quarterbacks to throw for 4,000 yards in each of the last five seasons.

WR Julio Jones had a historic season as he passed Antonio Brown's 2014 mark on the single season receptions list (129). His 136 receptions, tied him for second on the NFL's single-season receptions list. Jones became one of three players in NFL history to have more than 130+

YEAR-BY-YEAR HISTORY

catches in a single season. He is also one of two players in NFL history to record 130+ catches and 1,800+ receiving yards in the same season, joining Brown who finished the year with 136 catches and 1,834 yards.

Additionally, Jones also passed Jerry Rice for second all-time on the single-season receiving yardage list (1,848). Jones is now one of three players all-time to record 1,800+ receiving yards in a single season, and he became one of five Falcons players to record 1,800+ yards from scrimmage in a single season (1,871).

Second year running back, Devonta Freeman burst onto the scene early on during 2015. After only rushing for 248 yards all last season, Freeman more than tripled that amount and rushed for 1,056 yards, which was the seventh-best mark in the League. In Week 15 against the Jaguars, Freeman became the sixth running back in franchise history to score 10-or-more rushing touchdowns in a single season. His 11 rushing touchdowns was tied for the lead in the NFL this season. Freeman also had 68 rushing first downs, which was the second highest amongst running backs.

LB Paul Worrell led the team in tackles for the third straight season with 95 total tackles (67 solo). S Ricardo Allen jumped onto the scene during his first year as a starter. Allen recorded 68 total tackles, which was third on the team. He also led the team in interceptions this season with three. CB Desmond Trufant was only targeted 56 times this season, which was an NFL low among cornerbacks who played at least 75-percent of their team's defensive snaps. Trufant also only gave up 32 receptions, which was the third lowest total among cornerbacks who played at least 75-percent of their team's defensive snaps.

2016

In Dan Quinn's second season at the helm, he led the Falcons to their second Super Bowl appearance in franchise history. The team went 11-5 during the regular season and won the NFC South title for the first time since 2012.

QB Matt Ryan also became the first Falcon to win the MVP award after a stellar career and franchise setting season. Ryan had career and franchise highs in the regular season in passing yards (4,944), passing touchdowns (38), completion percentage (69.9), and passer rating (117.1). This season, Ryan also became the first person to pass for 200+ yards in 50 consecutive games, his

streak currently stands at 55 games.

WR Julio Jones continued to build off his historic 2015 season by putting up 1,409 receiving yards – second in the league – in only 14 games. Jones also passed the 100-yard mark seven times this season, knocking his career 100-yard game total to 35 – four off the franchise record.

In Week 4, Jones put up 300 yards receiving against the Carolina Panthers, which is the fourth most receiving yards recorded in a game in the Super Bowl era. In Week 10, Jones played his 75th career game and recorded his 475th career reception, which became the most in NFL history in a player's first 75 games. A few weeks later, the former Alabama standout passed former Falcons receiver Terance Mathis and moved to second on the franchise's all-time receiving yards list on the first play of the game in Week 13.

The Falcons defense saw the emergence of several young stars, including OLB Vic Beasley Jr, S Keanu Neal and LB Deion Jones. The 2015 first round pick found his niche as he led all players with 15.5 sacks, and finished second on the franchise's single-season sack list, one away from former Falcon John Abraham. Beasley Jr. also led the league in forced fumbles – six. His six forced fumbles on the season were tied for the most in franchise history.

Neal, the team's first round pick in 2016, made an immediate impact for the defense, as he forced five fumbles and was second on the team in total tackles. Jones, the second round pick out of LSU, led the team and all rookies in total tackles. He also recorded three interceptions, which led the team.

The team also got quality play from rookies LB De'Vondre Campbell and TE Austin Hooper.

UNIFORM HISTORY

1966-67

Black Jersey's with white numbers and red trim at home with a white Falcon crest on the sleeves. The away jersey was white with black numbers trimmed in red and a black Falcon crest on the sleeves. The Falcons had white pants with a red strip bordered by two black stripes for both home and away games. The helmet was red with a black Falcon crest logo trimmed in white, and there was a black strip trimmed in white down the middle of the helmet.



1966-67

1968-70

In 1968, the Falcons removed the Falcon crest logo from the sleeves and replaced it with red and white stripes. Also, a red-black-red stripe combination was added to the sleeves.



1968-70

1971-1989

In 1971, the Falcons switched to red jerseys for the first time and wore them all the way up to the 1989 season. The only other significant change to this uniform was the addition of silver-gray pants in 1978. Also in 1984, the Falcons switched to a black face mask. The home jersey was red with white numbers and black trim with white-black-white sleeve stripes. The away jersey was white with red numbers and black trim with red and black stripes on the sleeves. In 1979 the Falcon crest logo was added to the sleeves.



1971-89

1990-2002

In 1990, the Falcons once again wore black jerseys as they did in their inaugural years. The 1990 season marked Atlanta's 25th anniversary season in the NFL, and the team wore a commemorative patch on their left shoulder. In addition, the Falcons switched to a black helmet with a black face mask and a white Falcon crest logo. From 1990-2002, the home jersey was black with white numbers trimmed in red with a black Falcon crest logo trimmed in red on the sleeves. The away jersey was white with red numbers trimmed in black with a black Falcon crest logo trimmed in red on the sleeves. The pants were Falcon silver with a black stripe down the middle trimmed in white and red.

2003 - PRESENT

The year 2003 continued to bring about many new changes for the Atlanta Falcons. Perhaps the biggest changes came with the introduction of the team's new logo and uniforms unveiled over the course of a two-month period.

UNIFORM HISTORY

On March 19, 2003, before a large gathering of media and the entire Falcons organization, the Falcons presented their new logo.

"The new Atlanta Falcons logo is fresh, strong and dynamic, and yet appreciates the tradition and history of this franchise," said Falcons Owner & CEO Arthur Blank. "The new logo depicts a more powerful, aggressive Falcon - one of fast movement. It is also representative of the evolution and direction of our team."


The logo was designed in conjunction with NFL Properties after a lengthy research process, which included conducting focus groups and polls with many fans. In addition, Falcons players, coaches and staff had the opportunity to give their thoughts.

The home uniforms consisted of black jerseys and white pants, while the road attire featured white jerseys and white pants. The team also introduced modified versions of the uniforms, which included wearing black jerseys with black pants at home and white jerseys with black pants on the road.

The jerseys and pants included red piping down the side, which expand at the knee for a fast, streamlined look. They also have "Falcons" stitched at the neckline in a newly developed font and include a number font that was designed specifically for the Falcons, consisting of a drop shadow for more depth. The black jerseys contained white numbers with red trim, while the white jerseys contained red numbers with black trim. The new Falcons logo appeared on the sleeve of both jerseys on a red background. The

helmet remained black, however it also featured a metallic flack compared to the previous flat black-colored helmet.

In 2004, the Falcons announced they would wear red jerseys at home and use the black jerseys as their alternate third jersey. Declared the team's alternate third jersey in 2003, red jerseys were worn twice in 2003, against the Tennessee Titans on November 23 and again in the Falcons nationally-televised 20-14 overtime win against the Carolina Panthers on December 7.



2003-Present

2009

The Falcons unveiled throwback uniforms in a Week 2 meeting against the Carolina Panthers to honor the inaugural 1966 team as part of "Alumni Weekend." Atlanta again donned the retro uniforms in a Week 12 meeting against the Tampa Bay Buccaneers at the Georgia Dome. Atlanta won both games with the throwback uniforms.



2009-Present Throwback Uniforms

UNIFORM HISTORY

2016

The team took the field in a blended 1966 replica uniform against the San Diego Chargers and San Francisco 49ers, as they paid homage to the athletes and teams that paved the way before them. As a special tribute, Falcons players throughout history were recognized in honor of the team's annual Alumni Game.

The Falcons throwback design aesthetic stayed true to 1966 with exception of the helmet. The original uniform featured a red helmet with a similar bold stripe pattern down the center to match the pants and socks. This year, due to NFL helmet safety rules, the team punctuated the throwback uniform with their current black helmet. It showcased the original Falcon crest used by the team from 1966 to 2003 - the same black on black design worn in the team's 1998 Super Bowl appearance.



1966 Nike Throwback



1966 Nike Throwback

STADIUM HISTORY



MERCEDES-BENZ STADIUM (2017-) FALCONS HOME RECORD (0-0)

The Georgia World Congress Center Authority and Atlanta Falcons completed an agreement for a new retractable roof stadium to be built on the Georgia World Congress Center campus. Scheduled to open during the summer of 2017, the Mercedes-Benz Stadium will serve as the home of the Atlanta Falcons in addition to Atlanta United, as well as conventions, and entertainment events, such as the College Football National Championship in 2018, Super Bowl LIII in 2019, and the NCAA Men's Final Four in 2020.

The Authority and Falcons have created a long-term solution for the region, state and Falcons by agreeing to a new stadium on the Georgia World Congress Center campus. The new facility will allow the Falcons to provide a league-competitive game day experience for fans and ensure the city and state are able to retain major events currently held at the Georgia Dome as well as attract new marquee events to the region.

GEORGIA DOME (1992–2016) FALCONS HOME RECORD (116-83-0)

In 1992, the Atlanta Falcons and the state of Georgia unveiled to the rest of the world the latest crown jewel in an ever-shining southern skyline

with the opening of the Georgia Dome.

The Georgia Dome is the culmination of efforts which began in earnest in June of 1984 as business, civic and governmental leaders gathered to discuss a new stadium in Atlanta. The project continued to gain steam in January of 1988 as a "consensus" of leaders agreed on using a hotel/motel tax increase to finance the local portion of construction.

In January of 1989, Rankin Smith and then-governor Joe Frank Harris signed a "memorandum of understanding" for the Falcons to play in the Dome under a 20-year lease.

The project came to fruition in the spring of 1989 when the state, the Atlanta City Council, and Fulton County Commission approved the construction of the \$210 million Dome. Groundbreaking ceremonies took place on November 22, 1989, with construction getting underway on March 27, 1990.

As soon as the project was passed, the Dome became a major 'player' in the sporting community. Rankin Smith was determined to introduce the south's latest showpiece to the football world and he succeeded. With the determined backing of the Smith family, the Georgia Dome played host to the most significant sporting events in the world as global attention was focused on Atlanta for Super

STADIUM HISTORY

Bowl XXVIII played on January 31, 1994 between the Dallas Cowboys and the Buffalo Bills. The Georgia Dome hosted its second Super Bowl on January 30, 2000 between the St. Louis Rams and the Tennessee Titans.

The Falcons played their last regular season game in the Georgia Dome against the New Orleans Saints on January 1, 2017. The team clinched the NFC South on a 38-32 victory, as they locked up the number two seed in the playoffs with the victory. The Falcons' regular season record in the Georgia Dome was 116-83.

The Falcons officially closed the Georgia Dome with a 44-21 victory over the Green Bay Packers in the NFC Championship game to send the franchise to its second Super Bowl in team history.

ATLANTA-FULTON COUNTY STADIUM (1966-91) FALCONS RECORD (85-106-2)

Twenty-six years of NFL football in Atlanta-Fulton County Stadium came to an end on December 15, 1991 when the Falcons met the Seattle Seahawks for their final game in their very first home.

Atlanta-Fulton County Stadium was built in 51 weeks and gave the city the foundation to support big-league baseball and pro football. Less than a year after construction, the stadium was primed for a cameo appearance by the baseball Braves, who were still playing in Milwaukee at the time, on April 9, 1965. On August 14 of that same year, the Minnesota Vikings defeated the Pittsburgh Steelers in the first football game ever played at the stadium. Some local people deemed the Stadium "The Miracle on Capital Avenue."

RING OF HONOR



LB Jessie Tuggle was honored at the Georgia Dome

The Atlanta Falcons organization doesn't officially retire jersey numbers, but considers certain player's jerseys worthy of being honored. Currently, the Falcons do not use any of the jersey numbers honored below. The Falcons Ring of Honor which is featured in the rafters of the Georgia Dome honors individual players and not jerseys.

TOMMY NOBIS (1966-76) – 60

The first-ever player drafted by the Atlanta Falcons for the inaugural 1966 season, Nobis quickly became the first-ever Falcons player to be voted to the Pro Bowl after being selected as a rookie. The stellar middle linebacker was named the NFL Rookie of the Year for his efforts. "Mr. Falcon" led the team in tackles in nine of his 11 seasons, while earning five trips to the Pro Bowl. In a poll conducted in 1970 by ABC to pick the best athlete of the decade of the 1960s, running back O.J. Simpson was number one and Tommy Nobis was number two in the entire country. He had an astronomical 294 total combined tackles as a rookie, still the team's club record. Nobis also intercepted 11 passes during his pro career, returning two for touchdowns. His uniform #60 has been worn by only him during the team's existence. He retired in 1976.

JEFF VAN NOTE (1969-86) – 57

Holds Falcons team marks for most seasons played (18) and most consecutive games played (155). He is second in the team record books with 246 games played and 225 games started. Van Note originally came to the Falcons as a linebacker from Kentucky, but was moved to center by head coach Norm Van Brocklin and eventually earned the starting job at center in 1970. He earned the first of his six Pro Bowl berths in 1974. Van Note is tied with Claude Humphrey for most Pro Bowl appearances by a Falcons player with six. He retired in 1986.

STEVE BARTKOWSKI (1975-85) – 10

The No. 1 overall draft pick in 1975, he was named the NFL's Rookie of the Year after throwing for 1,662 yards and 15 touchdowns. He set every team record in passing, which included 23,468 career yards and 154 touchdown passes in 123 games. He produced three seasons of 3,000 yards or more passing, 12 games of more than 300 yards passing and two seasons of 30 or more touchdown passes. Bartkowski collected over 50 victories as a starting quarterback for the Falcons and guided the team to their first playoff victory in franchise history over the Philadelphia Eagles in 1978.

RING OF HONOR

WILLIAM ANDREWS (1979-86) – 31

A third-round pick, Andrews was among the NFL's elite runners when a shocking knee injury prematurely ended his career. He became just the second running back in NFL history to have two 2,000-yard (combined

yards) seasons (the only other player prior to Williams was O.J. Simpson). When he had his first 2,000-yard year, he joined just four other backs who had done so (Jim Brown, Walter Payton, Wilbert Montgomery and Simpson). In his first five seasons in the NFL (1979-83), Andrews outgained every other back in the entire NFL. The bullish Andrews had 8,382 total yards in those five years (an average of 1,677 per year) to lead all NFL runners. Andrews set 19 Falcons club records that began in his very first NFL game in 1979 when he ran for 167 yards in a game at New Orleans where he totaled 189 yards. He was selected to the Pro Bowl in 1980, 1981, 1982 and 1983 and made the NFL All-Rookie team in 1979. He retired in 1987.

JESSIE TUGGLE (1987-2000) – 58

Jessie came to the Falcons as an undrafted free agent in 1987 and retired in August of 2001 as one of the all-time greatest players in franchise history. Nicknamed, "The Hammer", for his bone-jarring tackles, Tuggle is the club's all-time leader in total tackles with 2,065 and enjoyed 12 straight 100-tackle seasons. He led the team in tackles in a season 10 times and amassed 20 or more tackles in a single-game on four occasions with a personal-best of 24 stops. His 14 seasons played, 189 career starts and 209 total games played are third-most ever in Falcons history. Tuggle's five Pro Bowl appearances (1992, 1995, 1995, 1997, 1998) stand tied for the third-most ever by a Falcons player. The Falcons honored #58 with "Jessie Tuggle Day" during halftime of the Falcons game vs. the Detroit Lions on December 22, 2002.

ALL-TIME ALPHABETICAL ROSTER

A

Abraham, John (DE), South Carolina . . . 2006-12
 Absher, Dick (LB), Maryland . . . 1967-68
 Acks, Ron (LB), Illinois . . . 1968-71
 Adams, Bob (TE), Pacific . . . 1976
 Adams, Brent (T), UT at C'nooga . . . 1975-78
 Adams, Scott (G/T), Georgia . . . 1997
 Adams, Phillip (CB), SC St. University . . . 2015
 Adkins, Spencer (LB), Miami (Fla.) . . . 2009-11
 Agee, Mel (DL), Illinois . . . 1992-95
 Akers, Jeremy (T), Notre Dame . . . 1997
 Alex, Keith (G), Texas A&M . . . 1993
 Alexander, Harold (CB), Appalachian St. . . 1993-94
 Alford, Robert (CB), Southeast Louisiana . . . 2013-2016
 Allen, Anthony (WR), Washington . . . 1985-86
 Allen, Demetrius (WR), Virginia . . . 1996
 Allen, Grady (LB), Texas A&M . . . 1969-72
 Allen, Ricardo (CB), Perdue . . . 2014-16
 Alexander, P.J (G), Syracuse . . . 2006
 Ambrose, Ashley (CB), Miss. Valley St. . . 2000-02
 Andersen, Morten (K), Mich. St. 1995-00, 06-07
 Anderson, Anthony (RB), Temple . . . 1980
 Anderson, Courtney (TE), San Jose State . . 2007
 Anderson, Darren (CB), Toledo . . . 1998
 Anderson, Dunstan (DL), Tulsa . . . 1994
 Anderson, Jamaal (DE), Arkansas . . . 2007-10
 Anderson, Jamal (RB), Utah . . . 1994-01
 Anderson, Taz (TE), Georgia Tech . . . 1966-67
 Anderson, Tim (DT), Ohio State . . . 2007
 Andrews, William (RB), Auburn . . . 1979-83, 86
 Archambeau, Lester (DE), Stanford . . . 1993-99
 Archer, Dave (QB), Iowa St. . . 1984-87
 Arenas, Javier (CB), Alabama . . . 2014
 Asamoah, Jon (G), Illinois . . . 2014
 Atkins, Corey (LB), South Carolina . . . 2000
 Auer, Joe (RB), Georgia Tech . . . 1968
 Austin, Cliff (RB), Clemson . . . 1984-86

B

Babineaux, Jonathan (DT), Iowa . . . 2005-16
 Badanjek, Rick (RB), Maryland . . . 1987-88
 Bailey, Jim (DT), Kansas . . . 1976-78
 Bailey, Larry (DT), Pacific . . . 1974
 Bailey, Stacey (WR), San Jose St. . . 1982-90
 Baker, Eugene (WR), Kent . . . 1999-00
 Baker, Sam (OT), USC . . . 2008-14
 Baker, Sean (S) Ball State . . . 2013-2014
 Baker, Tony (RB), East Carolina . . . 1986
 Baldwin, Robert (RB), Duke . . . 1996
 Banks, Chris (G), Kansas . . . 2000-01
 Barnes, Gary (WR), Clemson . . . 1966-67
 Barnes, Lew (WR,KR), Oregon . . . 1988
 Barnett, Doug (C) Azusa Pacific . . . 1987
 Barnett, Oliver (DT), Kentucky . . . 1990-92

Bartkowski, Steve (QB), California . . . 1975-85
 Bartu, Joplo (LB), Texas State . . . 2013-2015
 Bates, Patrick (S), Texas A&M . . . 1996
 Batiste, D'Anthony (OL), Louis.-Lafayette . . 2007
 Bayne, Chris (S), Fresno State . . . 1997-98
 Bean, Bubba (RB), Texas A&M . . . 1976-80
 Beasley, Aaron (CB), West Virginia . . . 2004
 Beasley Jr., Vic (DE), Clemson . . . 2015-16
 Bebout, Nick (TE), Wyoming . . . 1973-75
 Beck, Jordan (LB), Cal Poly . . . 2006
 Beckman, Brad (TE), Nebraska-Omaha . . . 1989
 Bell, Bill (PK), Kansas . . . 1971-72
 Bell, Kerwin (QB), Florida . . . 1988
 Belton, Willie (RB), Maryland St. . . 1971-72
 Benish, Dan (DT), Clemson . . . 1983-86
 Bennett, Cornelius (LB), Alabama . . . 1996-98
 Benson, Cliff (TE), Purdue . . . 1984-85
 Benson, Duane (LB), Hamline . . . 1972-73
 Benson, Thomas (LB), Oklahoma . . . 1984-85
 Bentley, Scott (K), Florida State . . . 1997
 Bergeron, Troy (WR), No college . . . 2009
 Berry, Bob (QB), Oregon . . . 1968-72
 Beverly, Eric (TE), Miami (Ohio) . . . 2004-06
 Bibla, Martin (G), Miami . . . 2002-04
 Biermann, Kroy (DE), Montana . . . 2008-15
 Bingham, Guy (C/G), Montana . . . 1989-91
 Birden, J.J. (WR), Oregon . . . 1995-96
 Bishop, Brandon (S) N.C. St. . . . 2014
 Bishop, Greg (G), Pacific . . . 1999
 Blakley, Dwayne (TE), Missouri . . . 2004-07
 Blalock, Justin (OG), Texas . . . 2007-14
 Bleick, Tom (S), Georgia Tech . . . 1967
 Bolden, Juran (CB), Mississippi Delta . . 96-98, 02-03
 Boley, Michael (LB), Southern Miss . . . 2005-08
 Booker, Marty (WR), Louisiana-Monroe . . 2009
 Booker, Michael (CB), Nebraska . . . 1997-99
 Bordano, Chris (LB), SMU . . . 2000
 Bosher, Matt (P), Miami (Fla.) . . . 2011-16
 Bosley, Bruce (G), W Virginia . . . 1969
 Bowick, Tony (NT), UT/Chattanooga . . . 1989
 Bowling, Andy (LB), Virginia Tech . . . 1967
 Boyd, Sean (S), North Carolina . . . 1996
 Bradford, Allen (LB), Southern California . . 2015
 Bradford, Ronnie (CB/S), Colorado . . . 1997-01
 Bramlet, Casey (QB), Wyoming . . . 2007
 Bramlett, John (LB), Memphis St. . . 1971
 Brandon, David (LB), Memphis State . . . 1996-97
 Breitenstein, Bob (G/T), Tulsa . . . 1969-70
 Brett, Walt (G), Montana . . . 1976
 Brewer, Sean (TE), San Jose State . . . 2003
 Brezina, Greg (LB), Houston . . . 1968-69, 71-79
 Britt, James (DB), LSU . . . 1983-87
 Brock, Eric (S), Auburn . . . 2008-09
 Brooking, Keith (LB), Georgia Tech . . . 1998-08
 Brooks, Ethan (DT/OL), Williams College . . 1996

ALL-TIME ALPHABETICAL ROSTER

Brooks, Jonathan (LB), Clemson 1980
 Broussard, Steve (RB), Washington St. ... 1990-93
 Brown, Aaron (LB), Ohio State 1986-87
 Brown, Charlie (WR), SC State 1985-87
 Brown, Clay (TE), Brigham Young 1982
 Brown, Corey (WR), Tulsa 2001
 Brown, Greg (DE), Kansas State 1987-88
 Brown, Omar (S), North Carolina 1998-99
 Brown, Ray (S), W Texas State 1971-78
 Brown, Reggie (RB), Oregon 1982
 Brown, Shannon (DT), Alabama 1996
 Brown, Tyrone (WR), Toledo 1995-96
 Bruce, Aundray (LB), Auburn 1988-91
 Bruggeman, Rob (OL), Iowa 2011
 Brunson, Mike (WR/RB), Arizona St. 1970
 Bryan, Rick (DT), Oklahoma 1984-92
 Bryant, Charles (RB), Allen 1969
 Bryant, Matt (K), Baylor 2009-16
 Bryant, Romby (WR), Tulsa 1969
 Bryant, Warren (T), Kentucky 1977-84
 Buchanan, Ray (CB), Louisville 1997-03
 Buckley, Marcus (LB), Texas A&M 2000
 Burke, Vern (WR), Oregon St. 1966
 Burley, Gary (DT), Pittsburgh 1984
 Burrough, John (DT), Wyoming 1995-98
 Burrow, Ken (WR), San Diego St. 1971-75
 Burson, Jimmy (CB/S), Auburn 1968
 Bush, Devin (S), Florida State 1995-98
 Bush, Rafael (S), South Carolina St. 2010
 Butler, Bobby (CB), FSU 1981-92
 Butler, Jim (RB), Edward Waters 1968-71
 Byas, Rick (DB), Wayne St. 1974-80

C

Cabral, Brian (LB), Colorado 1979
 Cahill, Dave (DT), Northern Arizona 1969
 Cain, Lynn (RB), USC 1979-84
 Calland, Lee (CB), Louisville 1966-68
 Calloway, Chris (WR), Michigan 1999
 Camp, Reggie (DE), California 1988
 Campbell, DeVondre (LB), Minnesota 2016
 Campbell, Scott (QB), Purdue 1986-90
 Campbell, Sonny (RB), North Arizona .. 1970-71
 Carimi, Gabe (OL), Wisconsin 2014
 Carpenter, Keion (S), Virginia Tech 2002-03, 05
 Carrington, Paul (DE), Central Fla 2006
 Carter, Marty (S), Midd. Tenn. St. 1999-01
 Carty, Johnndale (S), Utah State 1999-02
 Case, Scott (DB), Oklahoma 1984-94
 Cash, Antoine (LB), SMU 2005
 Cash, Chris (CB), USC 2005
 Cash, Rick (DE), NE Missouri 1968
 Casillas, Tony (DT), Oklahoma 1986-90
 Cason, Wendell (DB), Oregon 1985-87
 Cavness, Grady (CB), Texas-El Paso 1970

Cawley, Mike (QB), James Madison 1996
 Cerne, Joe (C), Northwestern 1968
 Chaffey, Pat (RB), Oregon St. 1991
 Chambers, Kirk (OL), Stanford 2011
 Chandler, Chris (QB), Washington 1997-01
 Chapman, Mike (G), Texas 1984
 Chiaverini, Dale (WR), Colorado 2002
 Childs, Henry (TE), Kansas St. 1974
 Chesson, Wes (WR), Duke 1971-73
 Chester, Chris (G), Oklahoma 2015-16
 Christian, Bob (FB), Northwestern 1997-02
 Claridge, Dennis (QB), Nebraska 1966
 Claridge, Travis (G/T), USC 2000-03
 Clark, Bret (S), Nebraska 1986-88
 Clark, Vinnie (CB), Ohio St. 1993-94
 Claxton, Ben (G), Mississippi 2005
 Claybo, Tyson (G), Wake Forest 2006-12
 Clayborn, Adrian (DE), Iowa 2015-16
 Clayton, Stan (T/G), Penn State 1988-89
 Cobb, DeAndra (RB), Michigan State 2005
 Coffey, Junior (RB), Washington 1966-67, 69
 Coffman, Chase (TE), Missouri 2012-13
 Cogdill, Gail (WR), Washington St. 1969-70
 Coia, Angelo (WR), USC 1966
 Coleman, Erik (S), Washington State .. 2008-09
 Coleman, Lincoln (RB), Baylor 1996
 Coleman, Rod (DT), East Carolina 2004-07
 Coleman, Tevin (RB), Indiana 2015-16
 Collins, Calvin (G/C), Texas A&M 1997-00
 Collins, Jalen (CB), LSU 2015-16
 Collins, Shawn (WR), N Arizona 1989-91
 Collins, Sonny (RB), Kentucky 1976
 Compton, Tom (T), South Dakota 2016
 Condren, Glen (DT), Oklahoma 1969-72
 Cone, Kevin (WR), Georgia Tech 2011-13
 Conner, Darion (LB), Jackson State ... 1990-93
 Cook, Ed (G), Notre Dame 1966-67
 Cooper, Evan (DB), Michigan 1988-89
 Cope, Jim (WR), Ohio 1976
 Cordill, Olie (LB), Memphis St. 1968
 Correal, Chuck (C), Penn St. 1979-80
 Costello, Joe (LB), Central Connecticut 1986-88
 Cotrell, Ted (LB), Delaware Valley 1969-70
 Cotton, James (LB), Ohio State 2003
 Cotton, Marcus (LB), USC 1988-89
 Cousin, Terry (CB), South Carolina 2000
 Cox, Arthur (TE), Tex Southern 1983-87
 Cox, Mike (FB), Georgia Tech 2011-12
 Crocker, Chris (S), Marshall 2006-07
 Crockett, Henri (LB), Florida State 1997-01
 Croudip, David (DB), San Diego State .. 1985-88
 Crowe, Larry (DB), Tex Southern 1975
 Crumpler, Alge (TE), North Carolina .. 2001-07
 Curran, Willie (WR), UCLA 1982-84
 Curry, Buddy (LB), North Carolina 1980-87

ALL-TIME ALPHABETICAL ROSTER

D

Dabney, Carlton (DT), Morgan St. 1968
 Dahl, Harvey (OG), Nevada-Reno 2007-10
 Daluiso, Brad (K), UCLA 1991
 Dantzler, Woodrow (RB), Clemson 2003
 Davis, Antone (T) Tennessee 1996-97
 Davis, Brad (RB), LSU 1975
 Davis, Chauncey (DE), FSU 2005-10
 Davis, Dominique (QB), East Carolina .. 2012-13
 Davis, Drew (WR), Oregon 2012-14
 Davis, Nathan (DT), Indiana 1997
 Davis, Greg (K), Citadel 1987-90
 Davis, Mitch (LB), Georgia 1994
 Davis, Paul (LB), North Carolina 1981-82
 Davis, Ron (DB), Tennessee 1995
 Davis, Scott (G), Iowa 1997
 Daykin, Tony (LB), Georgia Tech. 1979-81
 DeBerg, Steve (QB), San Jose St. 1998
 DeCoud, Thomas (LB), California 2008-13
 Dent, Akeem (LB), Georgia 2011-13
 Denton, Tim (CB), Sam Houston St. 1996-97
 Detmer, Ty (QB), BYU 2004-05
 Dickerson, Eric (RB), SMU 1993
 Dils, Steve (QB), Stanford 1988
 DiMarco, Patrick (FB), South Carolina 2013-2016
 Dimry, Charles (DB), UNLV 1988-90
 Dinkins, Howard (LB), Florida St. 1992-93
 Dixon, Corey (WR), Nebraska 1994
 Dixon, Floyd (WR), Stephen F. Austin .. 1986-91
 Dixon, Rich (LB), California 1983
 Dodd, Al (WR), NW Louisiana St. 1973-74
 Doleman, Chris (DE), Pittsburgh 1994-95
 Donaldson, Jeff (S), Colorado 1991-93
 Donnelly, Rick (P), Wyoming 1985-88
 Donohoe, Mike (TE), U-of-SF ... 1968, 1970-71
 Douglas, Harry (WR), Louisville 2008-14
 Downs, Gary (RB), N.C. State 1997-00
 Draft, Chris (LB), Stanford 2000-04
 Dronett, Shane (DT), Texas 1996-02
 Duckett, T.J. (RB), Michigan St. 2002-05
 Dudley, Kevin (FB), Michigan 2006
 Dufour, Dan (C/G), UCLA 1983-84
 Duich, Steve (G), San Diego St. 1968
 Dukes, Jamie (G), Florida State 1986-93
 Dunaway, Dave (WR), Duke 1968
 Dunbar, LaTarence (WR), TCU 2003
 Duncan, Jamie (LB), Vanderbilt 2004
 Dunn, Perry Lee (RB), Mississippi 1966-68
 Dunn, Warrick (RB), Florida St. 2002-07
 Durant, Justin (LB) Hampton 2015
 Dwight, Tim (WR), Iowa 1998-00

E

East, Ron (DT), Montana St. 1976
 Eastering, Ray (S), Richmond 1972-79

Eatman, Irv, (T), UCLA 1994
 Eaton, Tracey (S), Portland St. 1991-93
 Eber, Rick (WR), Tulsa 1968
 Edwards, Antonio (DE), Valdosta St. 1998
 Edwards, Antuan (S), Clemson 2005
 Edwards, Brad (S), South Carolina 1994-96
 Edwards, Ray (DE), Purdue 2011
 Edwards, Terrence (WR), Georgia 2003
 Elam, Jason (K), Hawaii 2008-09
 Eley, Monroe (RB), Arizona St. 1975-78
 Ellis, Clarence (CB), Notre Dame 1972-74
 Elliott, Jamin (WR), Delaware 2006
 Emanuel, Bert (WR), Rice 1994-97
 Emery, Larry (RB), Wisconsin 1987
 Enderle, Dick (G), Minnesota 1969-71
 English, R.J. (WR), Pittsburgh 2002
 Epps, Tory (NT), Memphis State 1990-92
 Esposito, Mike (RB), Boston College ... 1976-79
 Etter, Bob (K), Georgia 1968-69
 Everett, Major (RB), Mississippi College. 1987
 Ewing, Bradie (FB), Wisconsin 2012-13

F

Farmer, Karl (WR), Pittsburgh 1976-77
 Farris, Jimmy (WR), Montana 2002-04
 Faumuina, Wilson (DT), San Jose St. 1977-81
 Favre, Brett (QB), So Miss 1991
 Feely, Jay (K), Michigan 2001-04
 Ferguson, Jim (C), USC 1969
 Fields, Edgar (DT), Texas A&M. 1977-80
 Fields, Scott (LB), Southern California ... 1996
 Finneran, Brian (WR), Villanova 2000-10
 Fishback, Joe (S), Carson-Newman 1991-92
 Fitzgerald, Mike (CB/S), Iowa State 1967
 Flatley, Paul (WR), Northwestern 1968-69
 Flemons, Ronald (DE), Texas A&M ... 2001-02
 Flowers, Kenny (RB), Clemson 1987, 1989
 Ford, Darryl (LB), New Mexico St. 1994
 Forney, Kynan (G), Hawaii 2001-07
 Fortin, Roman (C), San Diego State 1992-97
 Fortner, Larry (WB), Miami-Ohio 1980
 Foster, Renardo (OL), Louisville 2007
 Fountaine, Jamal (LB), Washington 1997
 Foxworth, Domanique (CB), Maryland ... 2008
 Fragil, Reid (T) Ohio State, 2014
 Fralic, Bill (G/T), Pittsburgh 1985-92
 Francis, Wallace (WR), Arkansas AM&N. 1975-81
 Franklin, George (RB), Texas A&I 1978
 Franks, Dominique (CB), Oklahoma 2010-13
 Fraser, Simon (DE), Ohio State 2008
 Freeman, Devonta (RB), Florida State. . 2014-16
 Freeman, Mike (CB/S), Fresno St. 1968-70
 Freeney, Dwight (DE), Syracuse 2016
 Fritsch, Ted (C), St. Norbert 1972-75

ALL-TIME ALPHABETICAL ROSTER

Frye, David (LB), Purdue.....1983-85
 Fudge, Jamaal (S), Clemson.....2008-09
 Fulhage, Scott (P), Kansas St.....1989-91
 Fuller, Randy (CB), Tennessee St.....1998

G

Gagliano, Bob (QB), Utah St.....1993
 Gaison, Blane (S), Hawaii.....1981-84
 Gaither, Omar (LB), Tennessee.....2013
 Gallagher, Frank (G), N Carolina.....1973
 Gallarda, Tommy (TE), Boise State.....2012
 Gandy, Wayne (T), Auburn.....2006-08
 Gann, Mike (DE), Notre Dame.....1985-93
 Gardner, Derrick (CB), California.....1999
 Gardner, Moe (NT), Illinois.....1991-96
 Garland, Ben (G), Air Force.....2015-16
 Garza, Roberto (C/G), Tex. A&M Kings.2001-04
 Gaylor, Trevor (WR), Miami (Ohio).....2002
 Geathers, James (DT), Wichita St.....1993-95
 George, Jeff, (QB), Illinois.....1994-96
 George, Ron (LB), Stanford.....1993-96
 Gia Garcia, Jim (DE), Purdue.....1968
 George, Steve (DT), Houston.....1976
 Geredine, Thomas (WR), NE Missouri St.....1973-74
 German, Jammi (WR), Miami.....1998-00
 Germany, Willie (S), Morgan St.....1972
 Giacomarro, Ralph (P), Penn State....1983-85
 Gibson, Damon (WR/KR), Iowa.....2002
 Gilbert, Lewis (TE), Florida.....1978-79
 Gilbert, Tony (LB), Georgia.....2008-09
 Gilliam, John (WR), South Carolina St....1976
 Gipson, Paul (RB), Houston.....1969-70
 Glass, Glenn (WR), Tennessee.....1966
 Glazebrook, Bob (DB), Fresno St.....1978-83
 Glymph, Junior (DE), Carson-Newman.2004-05
 Godfrey, Charles (S), Iowa.....2014-15
 Goff, Willard (DT), W Texas St.....1985
 Goldberg, Bill (NT), Georgia.....1992-94
 Goldson, Dashon (S), Washington.....2016
 Gonzalez, Tony (TE), California.....2009-13
 Goodman, Malliciah (DE), Clemson....2013-16
 Goodwin, C.J. (CB), California (PA).....2016
 Goodwin, Doug (RB), Maryland St.....1968
 Gordon, Darrien (CB/PR), Stanford.....2001
 Gordon, Dwayne (LB), New Hampshire 1993-94
 Gordon, Tim (S), Tulsa.....1987-90
 Gotshalk, Len (T), Humboldt St.....1972-76
 Gradkowski, Geno (C), Delaware.....2015
 Graf, Kevin (T), USC.....2016
 Graham, Shayne (K), Virginia Tech.....2015
 Graziani, Tony (QB), Oregon.....1997-00
 Green, Harold (RB), South Carolina)...1997-98
 Green, Lamont (LB), Florida State.....1999
 Green, Tim (LB), Syracuse.....1986-93

Greene, Tiger (DB), Western Carolina....1985
 Griffith, Justin (FB), Mississippi State 2003-06
 Grimes, Brent (CB), Shippensburg.....2007-12
 Grimm, Dan (G/C), Colorado.....1966-68
 Gunn, Harland (G), Miami.....2012-14

H

Hageman, Ra'Shede (DE), Minnesota...2014-16
 Haji-Sheikh, Ali (K), Michigan.....1986
 Hall, Corey (S), Appalachian State.....2001
 Hall, Cory (S), Fresno State.....2003-04
 Hall, DeAngelo (CB), Virginia Tech...2004-07
 Hall, Travis (DT), BYU.....1995-03
 Hallen, Bob (G/T), Kent State.....1998-01
 Halverson, Dena (LB), Washington.....1970
 Hamilton, Conrad (CB), East. New Mexico 2001
 Hamilton, Ruffin (LB), Tulane.....1997-99
 Hampton, Dave (RB), Wyoming.....1972-75
 Hankerson, Leonard (WR), Miami.....2015
 Hansen, Don (LB), Illinois.....1969-75
 Hanspard, Byron (RB), Texas Tech.....1997-99
 Hardy, Justin (WR), Eastern Carolina...2015-16
 Harmon, Tom (G), Gus, Adolphus.....1967
 Harper, John (LB), So Illinois.....1983
 Harper, Roger (S), Ohio St.....1993-95
 Harris, Antoine (S), Louisville.....2007-09
 Harris, Bill (RB), Colorado.....1968
 Harris, Bryce (T), Fresno State.....2015
 Harris, Josh (LS), Auburn.....2012-16
 Harris, Leonard (WR), Texas Tech.....1994
 Harris, Ronnie (WR), Oregon.....1998-99
 Harris, Roy (DT), Florida.....1984-85
 Harrington, Joey (QB), Oregon.....2007
 Harrison, Dennis (DE), Vanderbilt....1986-87
 Hart, Leo (QB), Duke.....1971
 Hartsock, Ben (TE), Ohio State.....2008
 Hartwell, Edgerton (LB), Western Illinois.....2005-06
 Hauschka, Steve (K), North Carolina St...2009
 Hawk, A.J. (LB), Ohio State.....2016
 Hawkins, Alex (WR), South Carolina...1966-67
 Hawley, Joe (C), UNLV.....2010-14
 Haworth, Steve (DB), Oklahoma.....1983-84
 Havig, Dennis (CB), Colorado.....1972-75
 Hayden, Kelvin (CB), Illinois.....2011
 Hayes, Mercury, (WR), Michigan.....1997
 Hayes, Tom (CB), San Diego St.....1971-75
 Haynes, Michael (WR), N Arizona 1988-93, '97
 Haynes, Verron (FB), Georgia.....2009
 Heard, Ronnie (S), Mississippi.....2005
 Heath, Rodney (CB), Minnesota.....2002
 Hebert, Bobby (QB), NW Louisiana....1993-96
 Heck, Ralph (LB), Colorado.....1966-68
 Heimuli, Ricky (DT), Oregon.....2014
 Heller, Ron (TE), Oregon St.....1989

ALL-TIME ALPHABETICAL ROSTER

Herman, Chuck (G), Arkansas 1980
 Herndon, Steve (G), Georgia 2004
 Herron, Mack (RB), Kansas St. 1975
 Hester, Devin (WR), Miami 2014-15
 Hester, Jessie (WR), FSU 1988
 Hettema, Dave (T), New Mexico 1970
 Heyward, Craig (RB), Pittsburgh. 1994-96
 Higdon, Alex (TE), Ohio State. 1988
 Hill, Drew (WR), Georgia Tech 1992-93
 Hill, Kahlil (WR), Iowa. 2002
 Hill, Tye (CB), Clemson 2009
 Hilton, Roy (DE), Jackson St. 1975
 Hinson, Billy (G), Florida. 1986
 Hinton, Chris (T), Northwestern. 1990-93
 Hodge, Floyd (WR), Utah. 1982-84
 Holecek, John (LB), Illinois. 2002
 Holly, Bob (QB), Princeton 1984-85
 Holmes, Lamar (T), Southern Miss. 2012-14
 Holmes, Rudy (DE), Drake. 1974
 Holt, Pierce (DL), Angelo St. 1993-95
 Hope, Chris (S), Florida St. 2012
 Hooper, Austin (TE), Stanford. 2016
 Hoover, Houston (T), Jackson State .. 1988-92
 Horn, Joe (WR), Itawamba (JC) 2007
 House, Raymond (DE), Arkansas. 2003
 Houston, Chris (CB), Arkansas 2007-09
 Houston, Harrison (WR), Florida 1994
 Howard, Ed (WR), Rice 1995
 Howe, Glen (T), So Mississippi. 1985-86
 Howell, Pat (G), USC 1979-83
 Hudlow, Floyd (CB/S), Arizona 1967-68
 Hudson, Chris (S), Colorado 2001
 Huff, Ben (DT), Michigan 1999
 Hughes, Bob (DE), Jackson St. 1967-69
 Humphrey, Claude (DE), Tenn. St. 1968-74,
 76-78
 Hunter, John (T), BYU. 1989-91
 Hunter, Scott (QB), Alabama 1976-78
 Huntley, Kevin (DE), Kansas State 2007
 Huntley, Richard (RB), Winston-Salem. 1996
 Hutchinson, Tom (WR), Kentucky 1966

I
 Irons, David (CB), Auburn 2007-08
 Ishmael, Kemal (S) Central Florida 2013-16

J
 Jack, Eric (CB), New Mexico 1994-95
 Jackson, Alfred (WR), Texas 1978-84
 Jackson, Chevis (CB), LSU 2008-09
 Jackson, Ernie (CB), Duke. 1978
 Jackson, Grady (DT), Knoxville. 2006-08
 Jackson, Jeff (LB), Auburn 1984-85
 Jackson, Larron (G), Missouri 1975-76
 Jackson, Lawrence (G), Presbyterian ... 1987-88
 Jackson, Marlon (RB), Saginaw Valley St. 2006

Jackson, Robert (LB), Texas A&M 1982
 Jackson, Steven (RB), Oregon St. 2013-14
 Jackson, Tommy (DL), Auburn 2006
 Jackson, Tyoka (DL), Penn State. 1994
 Jackson, Tyson (DE), LSU 2014-16
 Jackson, Willie (WR), Florida 2002
 James, John (P), Florida 1972-81
 James, Robert (LB), Arizona State 2009-12
 Jamison, Brandon (LB), West Georgia. 2006
 Jarrett, Grady (DT), Clemson 2015-16
 Jarvis, Ray (WR), Norfolk St. 1971-72
 Jasper, Ed (DT), Texas A&M 1999-03
 Jefferson, Jason (DT), Wisconsin. 2008
 Jefferson, Shawn (WR), Central Florida 2000-02
 Jenke, Noel (LB), Minnesota 1972
 Jenkins, Alfred (WR), Morris Brown ... 1975-83
 Jenkins, Michael (WR), Ohio State ... 2004-10
 Jennings, Adam (WR), Fresno State .. 2006-08
 Jerry, Peria (DT), Mississippi. 2009-13
 Jervey, Travis (RB), The Citadel 2001-03
 Jobko, Bill (LB), Ohio St. 1966
 Johnson, Billy (WR), Widener. 1982-87
 Johnson, Darius (WR), SMU 2013
 Johnson, Derrick (CB), Washington. 2006
 Johnson, D.J. (CB), Kentucky. 1994-96
 Johnson, Doug (QB), Florida 2000-03
 Johnson, Ellis (DL), Florida. 2002-03
 Johnson, Eric (LB), Nebraska. 2004
 Johnson, Gartrell (RB), Colorado St. 2010
 Johnson, Kenny (DB), Mississippi St. ... 1980-86
 Johnson, Mike (OL), Alabama. 2010-14
 Johnson, Norm (K) UCLA. 1991-94
 Johnson, Randy (QB), Texas A&I 1966-70
 Johnson, Rudy (RB), Nebraska 1966
 Johnson, Thomas (DT), Middle Tenn. St. . 2009
 Johnson, Tracy (RB), Clemson. 1990-91
 Johnson, Undra (RB), W Virginia 1989
 Jones, Bob (WR), San Diego St. 1969
 Jones, Bob (DB), Virginia Union 1975-76
 Jones, Deion (LB), LSU 2016
 Jones, Derrick (DE), Grand Valley State. . 2007
 Jones, Earl (DB), Norfolk St. 1980-83
 Jones, Henry (S), Illinois. 2002
 Jones, Jerry (DT), Bowling Green. 1966
 Jones, Joey (WR), Alabama. 1986
 Jones, Julio (WR), Alabama. 2011-16
 Jones, June (QB), Portland St. 1977-79
 Jones, Keith (RB), Illinois 1989-92
 Jones, Terren (T), Alabama State. 2013-14
 Jones, Tony (WR), Texas 1992
 Jordan, Antony (LB), Vanderbilt 2000-01
 Jordan, Brian (S), Richmond. 1989-91

ALL-TIME ALPHABETICAL ROSTER

K

Kadela, Dave (T), Virginia Tech 2001
 Kanell, Danny (QB), Florida State 1999-00
 Kay, Rick (LB), Colorado 1977
 Kelly, Jeff (LB), Kansas State 1999-02
 Kelly, Reggie (TE), Miss. State .. 1999-02, 2011
 Kelly, Todd (DE), Tennessee 1996
 Kendrick, Vince (RB), Florida 1974-75
 Kenn, Mike (T), Michigan 1978-94
 Kennedy, Lincoln (G/T), Washington .. 1993-95
 Kerney, Patrick (DE), Virginia 1999-06
 Keyes, Josh (LB), Boston College 2016
 Kiewel, Jeff (G), Arizona 1985-87
 Kinchen, Todd (WR), Louisiana State .. 1997-98
 Kindle, Gregg (G), Tennessee St. 1976
 King, Akeem (CB), San Jose St. 2015-16
 King, Austin (C), Northwestern 2004-06
 Kirouac, Lou (G/K), Boston College. ... 1966-67
 Kittner, Kurt (QB), Illinois 2002-03
 Klein, Perry (QB), C.W. Post 1994-95
 Knight, Leander (CB), Montclair St. 1988
 Knutson, Matt (OL), North Dakota 2003
 Koenen, Michael (P), W. Washington . 2005-10
 Koepfer, Rich (T), Oregon State 1966
 Komlo, Jeff (QB), Delaware 1982
 Konz, Peter (C/G), Wisconsin 2012-14
 Kozlowski, Brian (TE), Connecticut ... 1997-03
 Kramer, Erik (QB), N Carolina St. 1987
 Kraynak, Rich (LB), Pittsburgh 1987
 Krepfle, Keith (TE), Iowa St. 1982
 Kuechenberg, Rudy (LB), Indiana 1971
 Kunz, George (T), Notre Dame 1969-74
 Kupp, Jake (G), Washington 1967
 Kuykendall, Fulton (LB), UCLA 1975-84

L

Lake, Antwan (DE), West Virginia 2004-05
 Lamb, Ron (RB), South Carolina 1972
 Landrum, Mike (TE), So Miss 1984
 Lang, Gene (RB), LSU 1988-90
 Laughlin, Jim (LB), Ohio St. 1980-82, 87
 Lavalais, Chad (DT), LSU 2004-05
 Lavan, Al (S), Colorado St. U. 1969-70
 Lawrence, Kent (WR), Georgia 1970
 Lawrence, Rolland (DB), Tabor 1973-80
 Layne, George (FB), TCU 2001-03
 Leake, John (LB), Florida 2005-06
 Le Bel, Harper (TE), Col St. 1991-96
 Ledbetter, Monte (WR), NW Louisiana .. 1969
 Lee, Bob (WR), Minnesota 1969
 Lee, Bob (QB), Pacific 1973-74
 Lee, Danzell (TE), Lamar 1988
 Lee, Dwight (RB), Michigan St. 1968
 Lee, Ron (OL), Baylor 1983
 Lee, Saeed (CB), Alabama State 2013

Leftwich, Byron (QB), Marshall 2007
 Lehr, Matt (G), Virginia Tech 2005-06
 Lelie, Ashley (WR), Hawaii 2006
 Lemmerman, Bruce (QB), San Fern. Val. 1968-69
 Lester, Fred (FB), Alabama A&M 1997
 Lens, Greg (DT), Trinity Texas. 1970-71
 Levenick, Dave (LB), Wisconsin 1983-84
 Levitre, Andy (G), Oregon State 2015-16
 Lewis, John (WR), Oklahoma St. 2003
 Lewis, Mike (DT), Arkansas AM&N. ... 1971-79
 Lewis, Trey (NT), Washburn 2007-10
 Linden, Errol (T), Houston 1966-68
 Locklear, Sean (T), NC State 2013
 Lofton, Curtis (LB), Oklahoma 2008-11
 Logan, Ernie (DE), East Carolina 1993
 Loneker, Keith (G), Kansas 1996
 Long, Bob (WR), Wichita State 1968
 Long, Jake (T), Michigan 2015
 Lothridge, Billy (P/S), Georgia Tech. ... 1966-71
 Loveall, Calvin (CB), Idaho 1988
 Lowe, Omare (S), Washington 2005-06
 Lowery, Dwight (S), San Jose St 2014
 Luckhurst, Mick (K), California 1981-87
 Lyles, Robert (LB), TCU 1990-91
 Lyons, Mitch (TE), Michigan State 1993-96

M

Mabin, Jordan (CB), Northwestern 2014
 Mabra, Ron (DB), Howard 1975-76
 Mack, Alex (C), California 2016
 Mack, Red (WR), Notre Dame 1966
 Mahelona, Jesse (DT), Tennessee 2007
 Malancon, Rydell (LB), Louisiana State ... 1984
 Mallard, Josh (DE), Georgia 2006-07
 Mallory, John (S), West Virginia 1967
 Malone, Art (RB), Arizona State 1970-74
 Mankins, Jim (RB), Florida State 1967
 Manley, Phillip Keith (G), Toledo 2012
 Manning, Rosie (T), NE Oklahoma 1972-75
 Maponga, Stansly (DE), TCU 2013-14
 Marchlewski, Frank (C), Minnesota. ... 1966-68
 Marshall, Randy (DE), Linfield 1970-71
 Marshall, Rich (DT), Stephen F Austin ... 1966
 Marshall, Whit (LB), Georgia 1999
 Martin, Billy (TE), Georgia Tech. 1966-67
 Martin, Charles (NT), Livingston 1988
 Martin, Tony (WR), Mesa 1998, 2001
 Martino, Freddie (WR), North Greenville. 2014
 Marx, Greg (DT), Notre Dame 1973
 Massaquoi, Jonathan (DE), Troy 2012-14
 Mathis, Kevin (CB), Texas A&M-Comm. 02-04, 06
 Mathis, Terance (WR), New Mexico ... 1994-01
 Matlock, John (C), Miami 1970-71
 Matthews, Al (TE), Vanderbilt 1983-85

ALL-TIME ALPHABETICAL ROSTER

Matthews, Aubrey (WR), Delta State . 1986-88
 Matthews, Clay (LB), Southern Cal ... 1994-96
 Matthews, Cliff (DE), South Carolina 2011-14,16
 Matthews, Henry (RB), Michigan St 1973
 Matthews, Jake (T), Texas A&M 2014-16
 Maurer, Andy (G), Oregon 1970-73
 Maxie, Brett (S), Texas Southern 1994
 Mayberry, James (RB), Colorado 1979-81
 Mazzetti, Tim (K), Pennsylvania..... 1978-80
 Mbu, Joey (DT), Houston..... 2015
 McBride, Tod (CB), UCLA..... 2003
 McBurrows, Gerald (S), Kansas 1999-03
 McCadam, Kevin (S), Virginia Tech ... 2002-05
 McCarthy, Brendan (RB), Boston Col. 1968
 McCartney, Ron (LB), Tennessee 1977-79
 McCauley, Tom (S/WR), Wisconsin ... 1969-71
 McClain, Dewey (LB), E Central Univ. ... 1976-80
 McClain, Robert (CB), Connecticut 2012-14
 McClure, Todd (C), LSU 1999-12
 McCord, Quentin (WR), Kentucky.... 2001-03
 McCown, Luke (QB), Louisiana Tech 2012
 McCrary, Fred (FB), Mississippi St. ... 2004-06
 McCrary, Greg (TE), Clark 1975-77
 McDaniels, Pellom (DE), Oregon State 1999-00
 McDermott, Gary (RB), Tulsa 1969
 McDonald, Tommy (WR), Oklahoma 1967
 McFadden, Paul (K), Youngstown State ... 1989
 McGee, Molly (RB), Rhode Island..... 1974
 McGill, Lenny (CB), Arizona State ... 1996-97
 McGrew, Reggie (DT), Florida..... 2002
 McInnis, Hugh (TE), So Mississippi..... 1966
 McIntyre, Corey (FB), West Virginia 2007
 McIntyre, Secedrick (RB), Auburn 1977
 McKinnely, Phil (T), UCLA..... 1976-80
 McKissic, J.D. (WR), Arkansas St..... 2016
 McKyer, Tim (CB), Tex-Arlington. 1991-92, '96
 McMillon, Steve (CB) Wyoming..... 1989
 McQuilken, Kim (QB), Lehigh 1974-77
 Meier, Kerry (WR), Kansas 2010-12
 Mellow, Jeff (DE), W Virginia..... 1975-83
 Metcalf, Eric (WR/RB), Texas..... 1995-96
 Meyers, Eddie (RB), Navy..... 1982
 Mialik, Larry (TE), Wisconsin 1972-74
 Miano, Rich (S), Hawaii..... 1995
 Middleton, Ron (TE), Auburn 1986-87
 Mike-Mayer, Nick (K), Temple 1973-77
 Mikeska, Russ (TE), Texas A&M..... 1979-83
 Millen, Hugh (QB), Washington 1988-90
 Miller, Brandon (DE), Georgia..... 2008
 Miller, Brett (T), Iowa 1983-88
 Miller, Chris (QB), Oregon 1987-92
 Miller, Jim (QB), Michigan State..... 1997
 Miller, Jim (G) Iowa 1971-72,74
 Miller, Junior (TE), Nebraska..... 1980-83

Miller, Kyle (TE), Mount Union 2014
 Miller, Nate (OL), Louisiana State 1995-97
 Milling, James (WR), Maryland 1991-92
 Mills, Shawn (WR), Southern Miss 2001
 Milloy, Lawyer (S), Washington 2006-08
 Milner, Martrez (TE), Georgia..... 2007-08
 Mims, David (WR), Baylor 1993-94
 Mitchell, Barry (DE), Idaho 1997
 Mitchell, Brian (CB), BYU 1991-92
 Mitchell, Charles (S), Mississippi St 2012
 Mitchell, Ken (LB), UNLV 1973-74
 Mitchell, Jim (TE), Prairie View 1969-79
 Mitchell, Leonard (S), Houston 1987
 Mitchell, Roland (CB), Texas Tech 1990
 Moeaki, Tony (TE), Iowa 2015
 Mohr, Chris (P), Alabama..... 2001-04
 Monroe, Rod (TE), Cincinnati 1998-99
 Montgomery, Alton (S), Houston..... 1993-95
 Montgomery, Marv (T), USC..... 1978
 Moore, Michael (G), Troy State..... 2003
 Moore, Robert (S), Northwestern St. ... 1986-89
 Moore, Ron (DT), Northwest Okla. St ... 2001
 Moore, Tom (RB), Vanderbilt 1967
 Moore, William (S), Missouri 2009-15
 Moorehead, Kindal (DT), Alabama 2008
 Morgan, Dwayne (OL), Clemson 2003
 Moriarty, Tom (S), Bowling Green ... 1977-79,81
 Moroski, Mike (QB), Cal-Davis..... 1979-84
 Morris, Larry (LB), Georgia Tech 1966
 Morton, Christian (CB), Illinois..... 2004-05
 Motta, Zeke (S), Notre Dame 2013
 Mraz, Mark (DE), Utah State..... 1987
 Mughelli, Ovie (FB), Wake Forest..... 2007-11
 Musser, Neal (LB), NC State 1981-83

N

Nagle, Browning (QB), Louisville 1995-96
 Neal, Keanu (S), Florida 2016
 Neal, Louis (WR), Prairie View 1973-74
 Neasman, Sharrod (S), Florida Atlantic... 2016
 Neil, Dallas (TE), Montana..... 2000, 02
 Newman, Keith (LB), North Carolina 2003
 Newton, Cam (S), Furman 2005-06
 Nicholas, Stephen (LB), South Florida... 2007-13
 Nissley, Adam (TE), UCF 2012-13
 Nobis, Tommy (LB), Texas 1966-76
 Nofsinger, Terry (QB), Utah..... 1967
 Norton, Jim (DT/DE), Washington ... 1967-68
 Norwood, Jerious (RB), Mississippi... 2006-10
 Norwood, Ralph (OT), LSU..... 1989

O

Odomes, Nate (CB), Wisconsin 1996
 Ogden, Ray (TE), Alabama..... 1967-68

ALL-TIME ALPHABETICAL ROSTER

Ogden, Ray (TE), Alabama1967-68
 Ojinnaka, Quinn (T), Syracuse2006-09
 Olatoye, Ayodeji (CB), North Carolina A&T 2016
 Oliver, Winslow (RB), New Mexico ... 1999-00
 Omiyale, Frank (T), Tennessee Tech 2006
 O'Neal, Matt (C), Oklahoma 2000
 Ortega, Ralph (LB), Florida1975-78
 Oswald, Paul (G), Kansas1988
 Overstreet, Will (LB), Tennessee 2002-03
 Owens, Chris (CB) San Jose State2009-12
 Owens, Dan (DT), Southern California 1996-97
 Oxendine, Ken (RB), Virginia Tech 1998-99

P

Pahukoa, Jeff (G/T), Washington 1995-96
 Palmer, Dick (LB), Kentucky 1974
 Palmer, Michael (TE), Clemson 2010-12
 Pascoe, Bear (TE), Fresno St.2014
 Pattera, Greg (RB), Slippery Rock 1989
 Pathon, Jerome (WR), Washington 2005
 Patton, Ricky (RB), Jackson St.1978
 Paulk, Jeff (FB), Arizona St.1999
 Pearson, Dennis (WR), San Diego St.1978-79
 Peelle, Justin (TE), Oregon 2008-10
 Pellegrini, Joe (C), Harvard 1984-86
 Pegram, Erric (RB), N Tex St.1991-94
 Pennington, Terrance (OT), New Mexico . 2007
 Pennywell, Robert (LB), Grambling ...1977-80
 Peprah, Charlie (S), Alabama 2009
 Perkins, Joshua (TE), Washington2016
 Perko, Mike (DT), Utah St.1982
 Person, Mike (G), Montana St. 2015-16
 Peters, Corey (DT), Kentucky2010-14
 Peterson, Mike (LB), Florida2009-12
 Peterson, Todd (K), Georgia 2005
 Phillips, Anthony (CB), Tex. A&M Kingsv.1994-96
 Phillips, Jason (WR) Houston 1991-93
 Phillips, Ray (LB), North Carolina St. 1986
 Philyaw, Mareno (WR), Troy State. ...2000-01
 Pickens, Bruce (CB), Nebraska 1992
 Pilgrim, Evan (G/C), BYU 1999-00
 Pillers, Lawrence (DT), Alcorn State 1985
 Pinner, Artose (RB), Kentucky 2007
 Pittman, Bryan (LS), Washington 2009
 Pitts, Mike (DE), Alabama 1983-86
 Pleasant, Anthony (DE), Tennessee St. 1997
 Pleasant, Reggie (DB), Clemson 1985
 Plummer, Tony (S), Pacific 1971-73
 Poage, Ray (TE), Texas 1971
 Pollard, Marcus (TE), Bradley 2008
 Polumbus, Tyler (T), Colorado 2015
 Poole, Brian (CB), Florida2016
 Portilla, Jose (T), Arizona 1998-99
 Powell, Carlton (DT), Virginia Tech 2011
 Prater, Matt (K), Central Florida 2007

Preston, Roell (WR), Mississippi 1995-96
 Price, Peerless (WR), Tennessee2003-04
 Pridemore, Tom (S), West Virginia ...1978-85
 Primus, James (RB), UCLA 1988-89
 Pringle, Mike (RB), Cal State-Fullerton1990
 Pritchard, Mike (WR), Colorado1992-93
 Pritchett, Billy Ray (RB), W. Texas St.1976-77
 Pritchett, Stanley (FB), South Carolina ... 2004
 Pritchett, Wes (LB), Notre Dame 1991
 Profit, Joe (RB), NE Louisiana 1971-73
 Provence, Andrew (DT), S Carolina1983-87
 Pruitt, Etric (S), Southern Miss 2004

Q

Quarterman, Kurt (OL), Louisville 2007

R

Rackley, Derek (TE), Minnesota.2000-05
 Rade, John (LB), Boise St.1983-92
 Rader, Jason (TE), Marshall2008-09
 Radloff, Wayne (C), Georgia 1986-89
 Rassas, Nick (S), Notre Dame 1966-68
 Ray, Eddie (RB), LSU 1972-74
 Ray, Terry (S), Oklahoma 1992
 Reaves, Ken (CB), Norfolk St.1966-73
 Rector, Ron (RB), Northwestern 1966-67
 Redding, Reggie (T), Cal St. Ful. 1991
 Redman, Chris (QB), Louisville 2007-11
 Redmon, Anthony (G), Auburn 2000
 Redmond, Rudy (CB), Pacific 1969-71
 Reed, Brooks, (LB/DE), Arizona 2015-16
 Reed, Frank (DB), Washington 1976-80
 Reed, Oscar (RB), Colorado State 1975
 Reedy, Bernard (WR), Toledo2014
 Reese, Ike (LB), Michigan State2005-06
 Reid, Michael (LB), Wisconsin1987-92
 Reese, Guy (DT), SMU 1966
 Renfree, Sean (QB), Duke 2013-15
 Renfroe, Gilbert (QB), Tenn St.1990
 Replogle, Adam (G), Indiana 2013-14
 Reynolds, Garrett (OT), North Carolina 2009-13
 Reynolds, LaRoy (LB), Virginia 2016
 Richards, Bobby (DE), LSU 1966-67
 Richards, Dave (G), UCLA 1994-96
 Richardson, Al (LB), Georgia Tech 1980-85
 Richardson, Jerry (CB/S), W Texas St. 1966-67
 Richardson, Wally (QB), Penn St.1999
 Riddick, Louis (S), Pittsburgh1992, '96
 Ridlehuber, Preston (RB), Georgia1966
 Ridley, Stevan (RB), LSU2016
 Riggie, Bob (S), Penn State 1966-67
 Riggs, Gerald (RB), Arizona St.1982-88
 Riley, Karon (LB), Minnesota2002-04
 Rison, Andre (WR), Mich St. 1990-94
 Ritcher, Jim (G), North Carolina St. ... 1994-95

ALL-TIME ALPHABETICAL ROSTER

Rivers, Ron (RB), Fresno State. 2000
 Roberts, Gary (G), Purdue 1970
 Roberts, George (P), Virginia Tech. 1982
 Roberts, Guy (LB), Maryland. 1976
 Robinson, Jamal (RB), Ohio Northern 2006
 Robertson, Travian (DT), South Carolina 2012-13
 Robinson, Aldrick (WR), Southern Methodist 2016
 Robinson, Bo (RB), W Texas St. 1981-83
 Robinson, Dunta (CB), South Carolina. 2010-12
 Robinson, Eugene (S), Colgate 1998-99
 Robinson, Laurent (WR), Illinois State 2007-08
 Robison, Tommy (G), Texas A&M 1989
 Robinson, Travaris (S), Auburn 2003
 Robinson, Trevor (C), Notre Dame. 2016
 Rodgers, Jacquizz (RB), Oregon St. 2011-14
 Rogers, Doug (DE), Stanford 1982
 Rogers, Joe (WR), Texas Southern. 1994
 Rogers, Sam (LB), Colorado 2002-03
 Romberg, Brett (C), Miami (Fla.) 2009, 2011
 Roques, Burnell (WR), Claremont 1996
 Ross, Derek (CB), Ohio State. 2003
 Ross, Kevin (CB), Temple 1994-95
 Rossum, Allen (PR/KR/CB), Notre Dame. 2002-06
 Rozier, Mike (RB), Nebraska 1990-91
 Rubke, Karl (DT), USC. 1966-67
 Ruether, Mike (C), Texas 1990-93
 Rushing, Marion (LB), So Illinois. 1966-68
 Russ, Carl (LB), Michigan. 1975
 Russell, Twan (LB), Miami 2003
 Ryan, Matt (QB), Boston College 2008-16
 Ryckman, Billy (WR), Louisiana Tech 1977-79
 Ryzek, Paul (C), Virginia. 1974-79

S

Sabatino, Bill (DT), Colorado. 1969
 Sadowski, Troy (TE), Georgia 1990
 Saffer, Michael (OL), UCLA. 2003
 Salaam, Ephraim (T), San Diego St. 1998-01
 Samuel, Asante (CB), UCF 2012-13
 Sandeman, Bill (T), Pacific. 1967-73
 Sanders, Bob (LB), N Texas St. 1967
 Sanders, Deion (CB), Florida St. 1989-93
 Sanders, Eric (T), Nevada-Reno. 1981-86
 Sanders, James (S), Fresno State 2011
 Sanders, Lewis (CB), Maryland. 2007
 Sanders, Ricky (WR), SW Texas St. 1994-95
 Santiago, O.J. (TE), Kent State 1997-99
 Sanu, Mohamed (WR), Rutgers 2016
 Sauer, Craig (LB), Minnesota. 1996-99
 Saxton, Brian (TE), Boston College 1997
 Scales, Charlie (RB), Indiana 1966
 Schmidt, Roy (G/T), Long Beach St. 1969
 Schaub, Matt (QB), Virginia. 2004-06, 16

Schillinger, Shann (S), Montana 2010-12
 Schneck, Mike (LS), Wisconsin. 2007-09
 Schofield, O'Brien (LB), Wisconsin 2015
 Schonert, Turk (QB), Stanford. 1986
 Schraeder, Ryan (T), Valdosta St. 2013-16
 Schreiber, Adam (C/G), Texas 1997-99
 Schulters, Lance (S), Hofstra. 2006
 Schweitzer, Wes (G), San Jose St. 2016
 Scott, Bryan (S), Penn State. 2003-05
 Scott, Dave (T), Kansas 1976-82
 Scott, Freddie (WR), Penn State. 1996
 Scott, Jonathan (T), Texas. 2014
 Scully, John (C), Notre Dame. 1981-90
 Seay, Virgil (WR), Troy St. 1984
 Settle, John (RB), Appalachian 1987-90
 Shabazz, Siddeeq (S), New Mexico State 2003-04
 Shaffer, Kevin (T), Tulsa 2002-05
 Sharp, Dan (TE), Texas Christian 1987
 Sharpe, Glenn (CB), Miami (Fla.) 2008
 Shay, Jerry (DT), Purdue. 1968-69
 Shears, Larry (CB), Lincoln, Mo. 1971
 Shelby, Derrick (DE), Utah. 2016
 Shelley, Elbert (S), Arkansas State. 1987-96
 Shembo, Prince (LB), Notre Dame 2014
 Sherlag, Bob (WR), Memphis St. 1966
 Shiner, Dick (QB), Maryland 1971-73
 Shivers, Wes (T), Mississippi St. 2000
 Shockley, D.J. (QB), Georgia 2006-08
 Shropshire, Darrell (DT), South Carolina 2005-06
 Shuler, Mickey (TE), Penn St. 2015
 Sidbury, Lawrence (DE), Richmond 2009-12
 Sidle, Jimmy (TE/RB), Auburn 1966
 Sieminski, Chuck (DT), Penn State. 1966-67
 Silvestri, Carl (CB-S), Wisconsin 1966
 Simeta, Mike (DT), Kansas St. 1983
 Simoneau, Mark (LB), Kansas St. 2000-02
 Simmons, Jerry (WR), Bethune-Cookman. 1967-69
 Simon, Jim (G/T), Miami 1966-68
 Sims, Joe (T), Nebraska 1991
 Sloan, Steve (QB), Alabama. 1966-67
 Small, Gerald (CB), San Jose St. 1984
 Small, John (DT), Citadel 1970-72
 Smigelsky, Dave (P), Virginia Tech. 1982
 Smith, Antone (RB), Florida State. 2010-14
 Smith, Brady (DE), Colorado St. 2000-05
 Smith, Chuck (DE), Tennessee 1992-99
 Smith, Don (DE), Miami 1979-84
 Smith, Ed (TE), no college 1997-98
 Smith, Jacques (LB), Tennessee 2014
 Smith, Jerome (RB), Syracuse 2014
 Smith, Maurice (RB), North Car. A&T. 2000-02
 Smith, Mike (WR), Grambling. 1980
 Smith, Ralph (TE), Mississippi 1969

ALL-TIME ALPHABETICAL ROSTER

Smith, Reggie (WR), NC Central. 1980-81
 Smith, Ron (CB/WR), Wisconsin. 1966-67
 Smith, Royce (G), Georgia. 1974-76
 Smith, Tony (RB), Southern Miss. 1992-94
 Smith, Vinson (LB), E Carolina. 1988
 Snelling, Jason (RB), Virginia. 2007-13
 Snider, Malcolm (G), Stanford. 1969-71
 Snyder, Todd (WR), Ohio U. 1970-72
 Sobocinski, Phil (C), Wisconsin. 1968
 Soliai, Paul (DT) Utah, 2014-15
 Solomon, Jesse (LB), Florida St. 1992
 Southward, Dezmen (S), Wisconsin. 2014-15
 Spencer, Darryl (WR), Miami-Fla. 1994-95
 Spiller, Phil (S), Cal State-LA. 1968
 Spiva, Andy (LB), Tennessee. 1977
 Spivey, Mike (CB), Colorado. 1982
 Spruill, Marquis (LB), Syracuse. 2014
 Stamps, Sylvester (WR), Jackson St. 1984-88
 Stanback, Haskel (RB), Tennessee. 1974-79
 Stanciel, Jeff (RB), Miss Valley. 1969
 Stanley, Montavious (DT), Louisville. 2007
 Starr, Tyler (LB), South Dakota. 2014-15
 Stecker, Aaron (RB), Western Illinois. 2009
 Steinfort, Fred (PK), Boston College. 1977-78
 Stepanovich, Alex (C), Ohio State. 2008
 Stewart, Matt (LB), Vanderbilt. 2001-04
 Stewart, Steve (LB), Minnesota. 1978
 Still, Bryan (WR), Virginia Tech. 1999
 Stinson, Lemuel (CB), Texas Tech. 1993
 Stokes, Barry (T), Eastern Michigan. 2005
 Stone, Daren (S), Maine. 2007
 Stone, James (C), Tennessee. 2014-15
 Strahan, Art (DT), Texas Southern. 1968
 Strong, Ray (RB), Nevada/Las Vegas. 1978-82
 Stupar, Nate (LB), Penn St. 2014-15
 Stutz, Boone (TE/LS) Texas A&M. 2006-07
 Stryzinski, Dan (P), Indiana. 1995-00
 Styles, Lorenzo (LB), Ohio State. 1995-96
 Suchy, Larry (CB), Mississippi College. 1968
 Sullivan, Jim (DE), Lincoln, MO. 1970
 Sullivan, Pat (QB), Auburn. 1972-75
 Sutter, Eddie (LB), Northwestern. 1997
 Svitek, Will (OT), Stanford. 2009-12
 Swayda, Shawn (DE), Arizona State. 1998-01
 Szczeko, Joe (DT), Northwestern. 1966-68
 Szczerba, Andrew (TE), Boise State. 2013

T

Talbert, Don (T), Texas. 1966-68
 Talley, Ben (LB), Tennessee. 1998
 Talley, Darryl (LB), West Virginia. 1995
 Tammie, Jacob (TE), Kentucky. 2015-16
 Tate, Rodney (RB), Texas. 1984
 Taylor, Henry (DT), South Carolina. 2000
 Taylor, Johnnie (LB), Hawaii. 1984-86

Taylor, Malcom (DE), Tennessee St. 1989
 Taylor, Terry (CB), Southern Illinois. 1995
 Taylor, Tony (LB), Georgia. 2007
 Teague, Matthew (DE), Prairie View. 1981
 Ten Napel, Garth (LB), Texas A&M. 1978
 Thaxton, Galand (LB), Wyoming. 1989
 Therezie, Robenson (S), Auburn. 2015-16
 Thibodeaux, Keith (CB), N.W. Louisiana. 1999
 Thielemann, RC (G), Arkansas. 1977-84
 Thierry, John (LB), Alcorn St. 2002
 Thomas, Ben (DE), Auburn. 1989
 Thomas, Chuck (G), Oklahoma. 1985
 Thomas, George (WR), Nev.-Las Vegas. 1989-92
 Thomas, Rodney (RB), Texas A&M. 2001
 Thomas, Sean (DB), TCU. 1985
 Thompson, Michael (T), Tennessee St. 2000-02
 Thompson, Woody (RB), Miami. 1975-77
 Thornal, Kevin (WR), S. Methodist. 1997
 Tialavea, D.J. (TE), Utah State. 2015-16
 Tilleman, Mike (DT), Montana. 1973-76
 Tinker, Gerald (WR), Kent State. 1974-75
 Tippins, Ken (LB), MTSU. 1990-95
 Tobeck, Robbie (C), Washington St. 1993-99
 Togiai, Jerry (DL), Kansas State. 2002
 Toilolo, Levine (TE), Stanford. 2013-16
 Tolleson, Tommy (WR), Alabama. 1966
 Tolliver, Billy Joe (QB), Texas Tech. 1991-93, '96-97
 Toloumu, David (RB), Hawaii. 1982
 Toone, Tim (WR), Weber State. 2012
 Torrence, Leigh (CB), Stanford. 2005
 Traynham, Wade (K), Frederick. 1966-67
 Trueblood, Jeremy (T), Boston College. 2013
 Trufant, Desmond (CB), Washington. 2013-16
 Tuaolo, Esera (DT), Oregon State. 1998
 Tuggle, Jessie (LB), Valdosta State. 1987-00
 Turnbull, Nick (DS), Florida International. 2006
 Turner, Jimmy (CB), UCLA. 1986-87
 Turner, Michael (RB), Northern Illinois. 2008-12
 Tutson, Tom (DB), SC State. 1983
 Tuttle, Perry (WR), Clemson. 1984
 Tyner, Scott (P), Oklahoma State. 1994
 Tyrrell, Tim (RB), No. Illinois. 1984-86

U

Ulmer, Artie (LB), Valdosta State. 2001-05
 Umenyiora, Osi (DE), Troy State. 2013-14
 Upshaw, Courtney (DT), Alabama. 2016

V

Van Note, Jeff (C), Kentucky. 1969-86
 Vaughan, Josh (RB), Richmond. 2013
 Vaughn, Darrick (CB/Ret), Southwest Tex. 2000-01

ALL-TIME ALPHABETICAL ROSTER

Vaughn, Khaleed (DE), Clemson..... 2004
 Veal, Demetris (DT) 2003
 Verdin, Clarence (KR), SW Louisiana 1994
 Vick, Michael (QB), Virginia Tech 2001-06
 Vinson, Tony (RB), Towson State 1995
 Vinyard, Kenny (K), Texas Tech 1970

W

Wages, Harmon (RB), Florida 1968-71,73
 Wagoner, Danny (DB), Kansas 1985
 Walker, Chuck (DT), Duke 1972-75
 Walker, Cleo (LB), Louisville 1971
 Walker, Darnell (CB), Oklahoma..... 1993-96
 Walker, Vance (DT), Georgia Tech..... 2009-12
 Wallace, Anthony (RB), California 1993
 Walls, Darrin (CB), Notre Dame 2011
 Ward, Terron (RB), Oregon St. 2015-16
 Warwick, Lonnie (LB), Tenn Tech..... 1973-74
 Washington, Charles (S), Cameron 1992-94
 Washington, Joe (RB), Oklahoma..... 1985
 Washington, Joe (RB), Illinois St. 1973
 Washington, Ronnie (LB), NE Louisiana St. 1985
 Waskiewicz, Jim (C), Wichita St. 1969
 Watson, Ryan (DL), Appalachian St. 2002
 Weary, Fred (CB), Florida 2002
 Weatherford, Jim (S), Tennessee 1969
 Weatherspoon, Sean (LB), Missouri 2010-14
 Weatherley, Jim (C), None 1976
 Webster, Jason (CB), Texas A&M..... 2004-06
 Weems, Eric (WR), Bethune-Cookman 2007-11,14-16
 Weiner, Todd (T), Kansas St..... 2002-08
 West, Ed (TE), Auburn 1997
 Wheeler, Phillip (LB), Georgia Tech 2015-16
 Wheelwright, Ernie (RB), So. Illinois .. 1966-67
 Whisenhunt, Ken (TE), Georgia Tech . 1985-88
 White, Chris (DE), Southern 2000
 White, Dez (WR), Georgia Tech..... 2004-05
 White, Lyman (LB), LSU 1981-82
 White, Roddy (WR), UAB 2005-15
 White, William (S), Ohio State 1997-98
 Whitfield, Bob (OT), Stanford 1992-03
 Whitlow, Bob (C), Arizona 1966
 Widell, Dave (G), Boston College..... 1998
 Wile, Matt (P), Michigan 2016
 Wiley, Chuck (DE), LSU 2000-01
 Wilkerson, Ben (C), LSU 2007-08
 Wilkes, Reggie (LB), Georgia Tech..... 1986-87
 Wilkins, Gary (TE), Georgia Tech..... 1988-91
 Wilkins, Marcus (LB), Texas 2007
 Williams, Brandon (CB), Michigan..... 2003
 Williams, Brian (CB), North Carolina State 2009-10
 Williams, Clay (T), Indiana 1996
 Williams, Demorrio (LB), Nebraska... 2004-07
 Williams, Elijah (CB), Florida 1998-01

Williams, Gene (G/T), Iowa State 1996-99
 Williams, Jimmy (CB), Virginia Tech .. 2006-07
 Williams, Joel (LB), Wis/LaCrosse ... 1979-82, 86-89
 Williams, Keith (RB), SW Missouri 1986
 Williams, Nick (WR), Connecticut..... 2015-16
 Williams, Richard (RB) Memphis St. 1983
 Williams, Sam (DE), Michigan State .. 1966-67
 Williams, Thomas (DE), Wyoming..... 1994
 Williams, Travis (LB), Auburn 2007
 Williams, Tyrone (CB), Nebraska 2003
 Willig, Matt (T/G), Southern California 1996-97
 Willis, Mitch (DT), SMU 1988
 Wilson, Brenard (S), Vanderbilt 1987
 Wilson, Jim (C), Georgia 1967
 Wilson, John Parker (QB), Alabama... 2009-10
 Wilson, Wade (QB), East Texas St. 1992
 Wimberly, Marcus (S), Miami 1997
 Windauer, Bill (DT), Iowa 1976
 Wingo, Ronnie (RB), Arkansas 2014
 Winkler, Randy (C), Tarleton St..... 1968
 Wire, Coy (LB), Stanford..... 2008-10
 Woerner, Scott (S), Georgia 1981
 Wolski, Bill (RB), Notre Dame 1966
 Wood, Bo (DE), North Carolina 1967
 Woodberry, Dennis (CB), S. Arkansas..... 1986
 Worrlow, Paul (LB), Delaware 2013-16
 Wreh-Wilson, Bliid, Connecticut 2016
 Wright, James (TE), Texas Christian ... 1978-79
 Wright, John (WR), Illinois 1968
 Wright, Nate (S), San Diego St..... 1969

Y

Yarno, George (C/G), Wash St..... 1988
 Yates, T.J. (QB), North Carolina..... 2014
 Yeates, Jeff (DT), Boston College..... 1976-84
 Young, Ben (TE), UT-Arlington..... 1983
 Youngblood, Kevin (WR), Clemson 2006

Z

Zackery, Tony (DB), Washington 1989
 Zandofsky, Mike (G), Washington 1994-96
 Zele, Mike (DT), Kent 1979-83
 Zelenka, Joe (LS), Wake Forest..... 2009-11
 Zgonina, Jeff (DT), Purdue..... 1996
 Zinger, Keith (TE), LSU 2009
 Zook, John (DE), Kansas..... 1969-75

RECENT MAJOR TRADES

2016

Traded the 50th overall pick for the Houston Texans 52nd and 195th overall picks in the 2016 NFL Draft to acquire LB Deion Jones (52nd overall) and G Wes Schweitzer (195th overall).

2015

Acquired guard Andy Levitre from the Tennessee Titans in exchange for a sixth round draft pick in 2016, and a future conditional draft pick.

2014

Traded LB Akeem Dent to the Houston Texans IN EXCHANGE FOR QB T.J. Yates.

2013

Traded its 2013 first round selection (30th overall), third round selection (92nd overall) and sixth round selection (198th overall) IN EXCHANGE FOR the St. Louis Rams 2013 first round pick (22nd overall) and a future seventh round pick. The Falcons selected CB Desmond Trufant from Washington

2012

Traded its 2012 seventh round selection (229th overall), IN EXCHANGE FOR Philadelphia Eagles CB Asante Samuel.

2011

Traded its 2011 first round selection (27th overall), second round pick (59th overall), fourth round selection (124th overall) and 2012 first and fourth round picks IN EXCHANGE FOR the Cleveland Browns 2011 first round pick (sixth overall). The Falcons selected WR Julio Jones from Alabama.

2010

Traded its 2010 second round pick to Kansas City IN EXCHANGE FOR TE Tony Gonzalez.

2009

Traded WR Laurent Robinson, fifth round (160th overall) and sixth round (196th overall) picks to St. Louis IN EXCHANGE FOR its fifth round (138th overall) and sixth round (176th overall) picks

2008

Traded seventh round pick to Denver IN EXCHANGE FOR CB Domonique Foxworth.

2007

Traded QB Matt Schaub to Houston IN EXCHANGE FOR undisclosed draft picks from Texans.

2006

Traded first round pick (15th overall) to Denver IN EXCHANGE FOR Broncos' first round pick (29th overall), third round pick (93rd overall) and 2007 seventh round pick. Falcons trade first round pick from Denver to New York Jets for DE John Abraham. Traded fourth round pick to Cleveland IN EXCHANGE FOR S Chris Crocker. Traded unconditional draft choice in 2007 and S Bryan Scott to New Orleans IN EXCHANGE FOR T Wayne Gandy.

2004

Traded second round pick (38th overall), third round pick (69th overall) and fourth round pick (125th overall) in 2004 to Indianapolis IN EXCHANGE FOR Indianapolis' first round pick (29th overall) and third round pick (90th overall) in 2004.

2004

Traded sixth round pick (174th overall) to Miami IN EXCHANGE FOR Miami's sixth round pick (186th overall) and seventh round pick (219th overall) in 2004.

2003

Traded T Michael Thompson to Seattle IN EXCHANGE FOR a conditional draft pick in 2004.

2003

Traded first-round pick (23rd overall) in 2003 to Buffalo IN EXCHANGE FOR WR Peerless Price.

2003

Traded LB Mark Simoneau to Philadelphia IN EXCHANGE FOR Philadelphia's sixth-round pick (202nd overall, DB Waine Bacon) in 2003.

2002

Traded conditional draft pick in 2004 to San Diego IN EXCHANGE FOR WR Trevor Gaylor.

2002

Traded first-round pick (17th overall) to Oakland IN EXCHANGE FOR Oakland's first-round (18th overall, RB T.J. Duckett) and fifth-round (158th overall, QB Kurt Kittner) picks.

2002

Traded third-round pick in 2003 to Houston IN EXCHANGE FOR Houston's fourth-round pick (116th overall, OL Martin Bibla) in 2002.

RECENT MAJOR TRADES

2001

Traded first- (fifth overall) and third-round picks in 2001, second-round pick in 2002 and WR Tim Dwight to San Diego IN EXCHANGE FOR San Diego's first round pick in 2001 (No. 1 overall, QB Michael Vick).

2001

Traded seventh-round pick in 2001 to Tampa Bay IN EXCHANGE FOR QB Eric Zeier.

2000

Traded TE O.J. Santiago to Dallas IN EXCHANGE FOR Dallas' fourth-round pick in 2001 (102nd overall, LB Matt Stewart).

1999

Traded first-round pick in 2000 to Baltimore IN EXCHANGE FOR Baltimore's second-round pick in 1999 (42nd overall, TE Reggie Kelly).

1997

Traded first- (third overall) and third-round (63rd overall) picks in 1997 to Seattle IN EXCHANGE FOR Seattle's first- (11th overall, CB Michael Booker), second (41st overall, RB Byron Hanspard), third- (70th overall, TE O.J. Santiago) and fourth-round (100th overall, LB Henri Crockett) picks.

1997

Traded fifth-round pick (140th overall) in 1997, which was obtained from Oakland for Lincoln Kennedy, to Washington IN EXCHANGE FOR Washington's sixth- (180th overall, C Calvin Collins) and seventh-round (222nd overall, S Chris Bayne) picks.

1997

Traded fourth- (98th overall) and sixth-round (165th overall) picks to Houston IN EXCHANGE FOR QB Chris Chandler.

1996

Traded S Roger Harper to Dallas IN EXCHANGE FOR Dallas' fourth- (127th overall, CB Juran Bolden) and fifth-round (164th overall, DE Gary Bandy) picks.

1996

Traded fifth-round pick in 1996 to Baltimore IN EXCHANGE FOR G Gene Williams.

1995

Traded first-round pick (10th overall) to Cleveland IN EXCHANGE FOR WR Eric Metcalf and

Cleveland first-round pick (26th overall, S Devin Bush).

1994

Traded first and third-round picks in 1994, and first-round pick in 1995 to Indianapolis IN EXCHANGE FOR QB Jeff George.

1994

Traded second-round pick in 1994 and first-round pick in 1995 to Minnesota IN EXCHANGE FOR DE Chris Doleman and second-round pick (WR Bert Emmanuel).

1993

Traded WR Mike Pritchard and seventh-round pick to Denver IN EXCHANGE FOR Denver's first-round pick in 1995 (traded for Chris Doleman) and its third-round pick in 1994 (Alai Kalanualu).

1993

Traded WR James Milling to Green Bay IN EXCHANGE FOR DE Lester Archambeau.

1992

Traded DT Tony Casillas to Dallas IN EXCHANGE FOR Dallas' second- (DE Chuck Smith) and eighth-round (TE Reggie Dwight) picks.

1992

Traded QB Brett Favre to Green Bay IN EXCHANGE FOR Green Bay's first-round pick in 1992 (17th overall, RB Tony Smith).

1991

Traded third-round pick to Miami IN EXCHANGE FOR CB Tim McKyer.

1990

Traded first- and fourth-round picks to Indianapolis IN EXCHANGE FOR WR Andre Rison, T Chris Hinton, and Indianapolis' first- (WR Mike Pritchard) and fifth-round (T Reggie Redding) picks in 1991.

1989

Traded second-, fourth- and 10th-round picks to Cincinnati IN EXCHANGE FOR Cincinnati's first-round pick (27th overall, WR Shawn Collins).

1989

Traded RB Gerald Riggs to Washington IN EXCHANGE FOR Washington's first-round pick (20th overall, RB Steve Broussard) in 1990 and its second-round pick (T Ralph Norwood) in 1989.

RECENT MAJOR TRADES

1985

Traded second-round pick (33rd overall) in 1985 and second-round pick (30th overall) in 1986 to Washington IN EXCHANGE FOR Washington's first-round pick (17th overall, T Bill Fralic) in 1986 and its second-round pick (45th overall) in 1985.

1985

Traded first- and third-round picks in 1985 to Minnesota IN EXCHANGE FOR Minnesota's first-round pick (second overall, T Bill Fralic) in 1985.

1975

Traded T George Kunz and first-round pick (third overall) in 1975 to Baltimore IN EXCHANGE FOR Baltimore's first- (Steve Bartkowski) and sixth-round (Fulton Kuykendall) picks in 1975.

1974

Traded first-round pick (17th overall) and QB Bob Berry to Minnesota IN EXCHANGE FOR QB Bob Lee and LB Lonnie Warwick.

1973

Traded first-round pick to Houston IN EXCHANGE FOR DT Mike Tilleman.

1972

Traded LB Malcolm Snider to Green Bay IN EXCHANGE FOR RB Dave Hampton.

1967

Traded first-round pick (third overall) to San Francisco IN EXCHANGE FOR WR Bernie Casey, T Jim Wilson and DE Jim Norton.

ALL-PRO PLAYERS

1967

Tommy Nobis, LB (AP, 1st team)

1971

Claude Humphrey, DE (NEA, 1st team)

1972

Claude Humphrey, DE (AP, Pro Football Weekly, Football News, NEA, Football Digest, PFWA, 1st teams)

1973

Claude Humphrey, DE (AP, Pro Football Weekly, PFWA, Football News, Computer Kickoff, 1st teams)

Nick Mick-Mayer, K (Pro Football 1972 Weekly, 1st team) Mike Tilleman, DT (National Star News Service, 1st team)

1974

Claude Humphrey, DE (NEA, 1st team) Rolland Lawrence, DB (AP, PFWA, 1st teams)

1980

Mike Kenn, OT (AP, PFWA, NEA, 1st teams)

1981

Alfred Jenkins, WR (AP, PFWA, 1st teams)

1982

R.C. Thielemann, OG (AP, CPFNW, 1st team) Mike Kenn, OT (CPFNW, 1st team; AP, NEA, 2nd team) William Andrews, RB (AP, 2nd team) Jeff Van Note, C (AP, 2nd team), Joel Williams, LB (AP, 2nd team)

1983

William Andrews, RB (NEA, TSN, Football Digest 1st teams; CPFNW, 2nd team) Billy Johnson, PR (Pro Football Weekly, TSN, CPFNW, PFWA, Football Digest 1st teams; AP 2nd team) Mike Kenn, T (Pro Football Weekly, 1st team; AP, CPFNW, 2nd teams)

1986

Bill Fralic, G (AP, NEA, Pro Football Weekly, Sporting News, 1st team)

1987

Bill Fralic, G (AP, NEA, PFWA, Sporting News, 1st team) Sylvester Stamps, KR (Sporting News)

1988

Bill Fralic, G (Coll. & Pro FB Newsweekly, 1st team; AP, 2nd team) Scott Case, CB (AP, 2nd team) John Settle, RB (Sports Illustrated)

1989

Tony Casillas, DT (AP, 2nd team) Bill Fralic, G (AP, 2nd team)

1990

Andre Rison, WR (AP, 1st team)

1991

Mike Kenn, T (AP, 1st team) Andre Rison, WR (AP, 2nd team) Deion Sanders, CB (AP, 2nd team) Jessie Tuggle, LB (SI)

1992

Deion Sanders, CB (AP, 1st team, returner, AP, 2nd team, CB) Andre Rison, WR (AP, 2nd team)

1993

Deion Sanders, CB (AP, 1st team, CB) Chris Hinton, T (AP 1st team) Andre Rison, WR (AP, 2nd team) Norm Johnson, K (AP, 2nd team)

1994

Terance Mathis, WR (AP, 2nd team)

1995

Morten Andersen, K (AP, 1st team)

1998

Jamal Anderson, RB (AP, 1st team; Pro Football Weekly, 1st team), Jessie Tuggle, LB (AP, 2nd team), Ray Buchanan, CB (AP, 2nd team)

2000

Darrick Vaughn, CB/KR (AP, 2nd team; College & Pro Football Weekly, 2nd team)

2002

Keith Brooking, LB (College & Pro Football Weekly, 1st team; Football Digest, 1st team; AP, 2nd team)

2004

Keith Brooking, LB (College & Pro Football Weekly, 2nd team; Football Digest, 1st team; AP, 2nd team) Alge Crumpler, TE (Football Digest, 2nd team), Patrick Kerney (College & Pro Football Weekly, Football Digest, Associated Press, 2nd team)

2005

Rod Coleman, DT (Pro Football Weekly, 1st team; PFWA, 1st team; AP, 2nd team)

2008

Michael Turner, RB (AP, 1st team; PFWA, 1st team; Sporting News, 1st team) John Abraham, DE (PFWA, 1st team; AP, 2nd team)

ALL-PRO PLAYERS

2009

Michael Turner, RB (AP, 1st team; PFWA, 1st team; Sporting News, 1st team) John Abraham, DE (PFWA, 1st team; AP, 2nd team)

2010

John Abraham, DE (AP, 1st team; Sporting News, 1st team), Roddy White, WR (AP 1st team; Sporting News, 1st team; PFW/PFWA All-NFL team, NFL Alumni wide receiver of the year), Michael Turner, RB (AP, 2nd team), Ovie Mughelli, FB (AP, 2nd team), Eric Weems, ST (PFW/PFWA All-NFL team)

2012

Tony Gonzalez, TE (AP, 1st team)

2015

Julio Jones, WR (AP, 1st team; Sporting News, All-Pro; PFF 1st team; Yahoo! Shutdown Corner's NFL All-Pro) Devonta Freeman, RB (AP, 2nd team), Patrick Dimarco, FB (AP, 2nd team; PFF 1st team), Ryan Schraeder, RT (PFF 1st team)

2016

Matt Ryan, QB (AP, 1st team, AP MVP), Vic Beasley Jr., LB (AP, 1st team), Julio Jones, WR (AP, 1st team)

PRO BOWL SELECTIONS

1966

Tommy Nobis, LB

1967

Tommy Nobis, LB (2)

1968

Tommy Nobis, LB (3)

1969

Jim Butler, RB
Bob Berry, QB
Greg Brezina, LB
Bob Etter, K
George Kunz, OT
Jim Mitchell, TE
Ken Reaves, DB

1970

Claude Humphrey, DE
Tommy Nobis, LB (4)

1971

Claude Humphrey, DE (2)
George Kunz, OT (2)

1972

George Kunz, OT (3)
Tommy Nobis, LB (5)
Jim Mitchell, TE (2)
Claude Humphrey, DE (3)

1973

John Zook, DE
Nick Mick-Mayer, K
George Kunz, OT (4)
Claude Humphrey, DE (4)

1974

Jeff Van Note, C
Claude Humphrey, DE (5)
George Kunz (5)

1975

Jeff Van Note, C (2)
John James, P

1976

John James, P (2)

1977

John James, P (3)
Claude Humphrey, DE(6)
Rolland Lawrence, DB

1978

No Selections

1979

Jeff Van Note, C (3)

1980

Mike Kenn, OT
Steve Bartkowski, QB
Jeff Van Note, C (4)
Alfred Jenkins, WR
William Andrews, RB
Junior Miller, TE

1981

Mike Kenn, OT (2)
Steve Bartkowski, QB (2)
Jeff Van Note, C (5)
Alfred Jenkins, WR (2)
William Andrews, RB (2)
Junior Miller, TE (2)
R.C. Thielemann, OG

1982

Mike Kenn, OT (3)
R.C. Thielemann, OG (2)
Jeff Van Note, C (6)
William Andrews, RB (3)

1983

William Andrews, RB (4)
Billy Johnson, PR
Mike Kenn, T (4)
R.C. Thielemann, OG (3)

1984

Mike Kenn, T (5)

1985

Gerald Riggs, RB

1986

Bill Fralic, G
Gerald Riggs, RB (2)

1987

Bill Fralic, G (2)
Gerald Riggs, RB (3)

1988

Bill Fralic, G (3)
Scott Case, CB
John Settle, RB

1989

Bill Fralic, G (4)
(All NFL Team of 80's)
Bill Fralic (2nd team)

1990

Andre Rison, WR

1991

Andre Rison, WR (2)
Deion Sanders, CB
Chris Miller, QB
Chris Hinton, RT (7)

1992

Andre Rison, WR (3)
Deion Sanders, CB (2)
Jessie Tuggle, LB
Elbert Shelley, ST

1993

Andre Rison, WR (4)
Deion Sanders, CB (3)
Elbert Shelley, ST (2)
Norm Johnson, K (2)
Bobby Hebert, QB

1994

Jessie Tuggle, LB (2)
Elbert Shelley, ST (3)
Terance Mathis, WR

1995

Jessie Tuggle, LB (3)
Elbert Shelley, ST (4)
Morten Andersen, K (7)
Chris Doleman, DE (7)
Craig Heyward, RB (1)

1996

No Selections

1997

LB Jessie Tuggle (4)
QB Chris Chandler (1)

1998

LB Jessie Tuggle (5)
S Eugene Robinson (3)
CB Ray Buchanan (1)
RB Jamal Anderson (1)
QB Chris Chandler (2)
OT Bob Whitfield (1)

PRO BOWL SELECTIONS

1999

No Selections

2000

No Selections

2001

LB Keith Brooking (1)

2002

LB Keith Brooking (2)

QB Michael Vick (1)

2003

LB Keith Brooking (3)

TE Alge Crumpler (1)

2004

LB Keith Brooking (4)

TE Alge Crumpler (2)

DE Patrick Kerney (1)

KR/PR Allen Rossum (1)

QB Michael Vick (2)

2005

LB Keith Brooking (5)

DT Rod Coleman (1)

TE Alge Crumpler (3)

RB Warrick Dunn (3)

CB DeAngelo Hall (1)

QB Michael Vick (3)

2006

TE Alge Crumpler (4)

CB DeAngelo Hall (2)

2008

RB Michael Turner (1)

WR Roddy White (1)

2009

WR Roddy White (2)

2010

DE John Abraham (4)

T Tyson Clabo (1)

TE Tony Gonzalez (11)

CB Brent Grimes (1)

FB Ovie Mughelli (1)

QB Matt Ryan (1)

RB Michael Turner (2)

ST Eric Weems (1)

WR Roddy White (3)

2011

TE Tony Gonzalez (12)

WR Roddy White (4)

2012

S Thomas DeCoud (1)

TE Tony Gonzalez (13)

WR Julio Jones (1)

S William Moore (1)

QB Matt Ryan (2)

2013

TE Tony Gonzalez (14)

2014

QB Matt Ryan (3)

WR Julio Jones (2)

KR/PR Devin Hester (4)

2015

WR Julio Jones (3)

RB Devonta Freeman (1)

CB Desmond Trufant (1)

FB Patrick DiMarco (1)

2016

WR Julio Jones (4)

QB Matt Ryan (4)

RB Devonta Freeman (2)

LB Vic Beasley Jr. (1)

K Matt Bryant (1)

C Alex Mack (4)

NFC PLAYERS OF THE WEEK

	OFFENSIVE	DEFENSIVE	SPECIAL TEAMS
1984	RB Gerald Riggs (Week 1) WR Alfred Jackson (Week 14)		
1985	Gerald Riggs (Week 11)		
1986	QB David Archer (Week 3) RB Gerald Riggs (Week 6)		
1987			
1988	RB Gerald Riggs (Week 3)	LB Aundray Bruce (Week 12)	
1989			
1990	QB Chris Miller (Week 5)	S Scott Case (Week 16)	
1991	QB Chris Miller (Week 9)	CB Deion Sanders (Week 4) CB Deion Sanders (Week 12) S Brian Jordan (Week 15)	
1992		S Scott Case (Week 11)	
1993	QB Bobby Hebert (Week 12)	CB Deion Sanders (Week 15)	LB Darion Conner (Week 7) K Norm Johnson (Week 8)
1994	WR Andre Rison (Week 2)	S Kevin Ross (Week 10)	
1995	QB Jeff George (Week 10) QB Bobby Hebert (Week 17)	DE Chris Doleman (Week 1) DE Chris Doleman (Week 5)	K Morten Andersen (Week 3) K Morten Andersen (Week 15) K Morten Andersen (Week 17)
1996	RB Jamal Anderson (Week 10)		
1997		DE Chuck Smith (Week 7) DT Travis Hall (Week 14)	KR Byron Hanspard (Week 15)
1998	QB Chris Chandler (Week 6) RB Jamal Anderson (Week 9)	DE Chuck Smith (Week 10) CB Ray Buchanan (Week 11)	KR Tim Dwight (Week 5)
1999		DE Chuck Smith (Week 8) (NFC Champ.)	
2000			PR Tim Dwight (Week 17)
2001	RB Jamal Anderson (Week 2) QB Chris Chandler (Week 15)	LB Keith Brooking (Week 6)	K Morten Andersen (Week 1)
2002	QB Michael Vick (Week 13)	DE Patrick Kerney (Week 9) LB Keith Brooking (Week 11) DE Brady Smith (Week 12)	K Jay Feely (Week 7)
2003	RB Warrick Dunn (Week 10)		
2004	QB Michael Vick (Week 2) QB Michael Vick (Week 8) TE Alge Crumpler (Week 12)		KR Allen Rossum (NFC Divisional Playoffs)

NFC PLAYERS OF THE WEEK

OFFENSIVE	DEFENSIVE	SPECIAL TEAMS
2005	DT Rod Coleman (Week 3)	
2006 TE Alge Crumpler (Week 7) QB Michael Vick (Week 8)	DE John Abraham (Week 1) S Lawyer Milloy (Week 13)	K Morten Andersen (Week 4)
2007 QB Chris Redman (Week 17)		K Morten Andersen (Week 10)
2008 RB Michael Turner (Week 1) RB Michael Turner (Week 3) QB Matt Ryan (Week 9) RB Michael Turner (Week 17)		WR Harry Douglas (Week 12)
2009	S Thomas DeCoud (Week 6)	
2010 RB Jason Snelling (Week 2) WR Roddy White (Week 7)	CB Brent Grimes (Week 15)	K Matt Bryant (Week 4) K Matt Bryant (Week 12) KR Eric Weems (Week 13)
2011 QB Matt Ryan (Week 14) WR Roddy White (Week 7)	DE John Abraham (Week 15) LB Curtis Lofton (Week 17)	
2012 QB Matt Ryan (Week 16)	S William Moore (Week 13)	
2013 QB Matt Ryan (Week 7)		
2014 QB Matt Ryan (Week 1) QB Matt Ryan (Week 3)		K Matt Bryant (Week 1) WR Devin Hester (Week 3) P Matt Boshier (Week 16)
2015 WR Julio Jones (Week 1) WR Julio Jones (Week 16)		
2016 WR Julio Jones (Week 4) QB Matt Ryan (Week 9) RB Devonta Freeman (Week 15) QB Matt Ryan (Week 17)	OLB Vic Beasley Jr. (Week 14)	K Matt Bryant (Week 16)

NFC PLAYERS OF THE MONTH

OFFENSIVE	DEFENSIVE	SPECIAL TEAMS
1986 QB David Archer (Sept.)		
1988	CB Scott Case (Nov.)	
1990 WR Andre Rison (Oct.)		
1991	LB Jessie Tuggle (Dec.)	
1993	CB Deion Sanders (Nov.)	
1995		K Morten Andersen (Sept.) K Morten Andersen (Dec.)
1997		KR Byron Hanspard (Dec.)
1998 RB Jamal Anderson (Nov.) QB Chris Chandler (Dec.)		
2002		Jay Feely (Oct.)
2004	DE Patrick Kerney (Sept.)	
2005	DT Rod Coleman (Oct.)	
2008 QB Matt Ryan (Oct.)		
2010 WR Roddy White (Oct.) QB Matt Ryan (Nov.)		KR Eric Weems (Dec.)
2011 WR Julio Jones (R) December/January)		
2012 QB Matt Ryan (Sept.)		
2015 WR Julio Jones (Sept.) RB Devonta Freeman (Oct.)		
2016 QB Matt Ryan (Sept.)	LB Deion Jones (Sept.) OLB Vic Beasley Jr. (Dec./Jan.)	K Matt Bryant (Oct.)

ALL-TIME JERSEY NUMBERS

1

Fred Steinfort 1977-78
Ralph Giacommaro 1983-85
Jeff George 1994-95
Jason Elam 2008-09

2

Clarence Verdin 1994
Todd Peterson 2005
Matt Ryan 2008-16

3

Bob Etter 1968-69
David Smigelesky 1982
Rick Donnelly 1985-88
Bobby Hebert 1993-96
Scott Bentley 1997
D.J. Shockley 2006-08
Matt Bryant 2009-16

4

Tim Mazzetti 1978-80
Brett Favre 1991
Scott Tyner 1994
Dan Stryzinski 1995-00
Jay Feely 2001-04
Byron Leftwich 2007
John Parker Wilson 2009-11
Dominique Davis 2012-13

5

Harmon Wages 1968-71, 1973
Greg Davis 1987-90
Harold Alexander 1993-94
Morten Andersen
1995-00, 06-07
Matt Bosher 2011-16

6

John James 1972-81
Ali Haji-Sheikh 1986
Steve Hauschka 2009
Shayne Graham 2015
Matt Wile 2016

7

Wade Trayman 1966-67
Pat Sullivan 1972-75
Hugh Millen 1988-90
Perry Klein 1994-95
Browning Nagle 1996
Tony Graziani 1999-2000
Michael Vick 2001-06

8

Tommy McDonald 1967
Kenny Vinyard 1970
Bob Holly 1984-85
Steve Dils 1986
Matt Schaub 2004-06
Chris Redman 2007-11
Matt Schaub 2016

9

Larry Fortner 1980
Norm Johnson 1991-94
Michael Koenen 2005-10

10

Dennis Claridge 1966
Leo Hart 1971
Steve Bartkowski 1975-85
Scott Campbell 1986-90

11

Randy Johnson 1966-70
Dick Shiner 1971-73
Kim McQuilken 1974-77
Kerwin Bell 1988
Billy Joe Tolliver 1996-97
Doug Johnson 2000-03
Troy Bergeron 2009
Julio Jones 2011-16

12

Nick Mike-Mayer 1973-77
George Roberts 1982
Chris Miller 1987-92
Chris Chandler 1997-01
Michael Jenkins 2004-10
Kevin Cone 2011
Luke McCown 2012
Sean Renfree 2013-15
Mohamed Sanu 2016

13

Billy Joe Tolliver 1991-93
Browning Nagle 1995
Tony Graziani 1997-98
Danny Kanell 1999-2000
Chris Mohr 2001-04
Joey Harrington 2007
Darius Johnson 2013
T.J. Yates 2014

14

Steve Sloan 1966-67
Terry Nofsinger 1967
June Jones 1977-79

Jeff Komlo 1982
Turk Schonert 1986
Erik Kramer 1987
Bob Gagliano 1993
Wally Richardson 1999
Ty Detmer 2004-05
Eric Weems 2007-11, 14-16

15

Gail Cogdill 1969-70
Mike Moroski 1979-84
Jim Miller 1997
Eugene Baker 1999
Kurt Kittner 2002-03
Kevin Cone 2012-13
Nick Williams 2015-16

16

Scott Hunter 1976-78
Reggie Smith 1980-81
David Archer 1984-87
Justin Hardy 2015-16

17

Bob Berry 1968-72
Scott Fulhage 1989-92
Steve DeBerg 1998
Kevin Youngblood 2006
Tim Toone 2012
Devin Hester 2014-15

18

Bruce Lemmerman 1968-69
Mike Luckhurst 1981-87
Wade Wilson 1992
Jamin Elliott 2006-07
Freddie Martino 2014
Taylor Gabriel 2016

19

Mike Brunson 1970
Bob Lee 1973-74
Corey Dixon 1994
Shawn Mills 2001
Laurent Robinson 2007-08
Drew Davis 2012-14
Aldrick Robinson 2016

20

Bob Riddle 1966-67
Tom McCauley 1969-71
Vince Kendrick 1974-75
Earl Jones 1980-83
Wendell Cason 1986-87
Evan Cooper 1988

ALL-TIME JERSEY NUMBERS

Brad Edwards 1994
Michael Booker 1997-99
Rodney Thomas 2001
Allen Rossum 2002-06
Brent Grimes 2008-12
Dwight Lowery 2014
Philip Adams 2015
Sharrod Neasman 2016

21

Tom Moore 1967
Lynn Cain 1979-84
Jimmy Turner 1986-87
Deion Sanders 1989-93
Eric Metcalf 1995-96
Elijah Williams 1998-00
Darrien Gordon 2001
Juran Bolden 2002-03
DeAngelo Hall 2004-07
Christopher Owens 2009-12
Desmond Trufant 2013-16

22

Lee Calland 1966-68
John Mallory 1969
Rolland Lawrence 1973-80
Richard Williams 1983
Sean Thomas 1985
Dennis Woodberry 1986
Brenard Wilson 1987
Charles Dimry 1988-90
Tim McKyer 1991-92, '96
Alton Montgomery 1993-95
Lenny McGill 1997
Gerald McBurrows 1999-03
Leigh Torrence 2005
Chevis Jackson 2008-09
Jacquizz Rodgers 2011
Asante Samuel 2012-13
Zeke Motta 2014
Dezmen Southward 2015
Keanu Neal 2016

23

Jeff Stanciel 1969
Joe Profit 1971-73
Bobby Butler 1981-92
Ronnie Bradford 1997-01
Kevin Mathis 2004, 2006
Chris Houston 2007-09
Dunta Robinson 2010-12
Robert Alford 2013-16

24

Jimmy Sidle 1966

Nate Wright 1969
Haskel Stanback 1974-79
David Toloumu 1982
Joe Washington 1985
Larry Emery 1987
Mike Pringle 1990
Brian Mitchell 1992-93
Terry Taylor 1995
Patrick Bates 1996
Byron Hanspard 1997-99
Terry Cousin 2000
Conrad Hamilton 2001
Fred Weary 2002
Bryan Scott 2003-05
Jimmy Williams 2006-07
Damonique Foxworth 2008
Tye Hill 2009
Damonique Franks 2010-11, '13
Chris Hope 2012
Devonta Freeman 2014-16

25

Alex Hawkins 1966-67
Mike Fitzgerald 1967
Rick Eber 1968
Art Malone 1970-74
Larry Crowe 1975
Ray Strong 1978-82
Scott Case 1984-94
Devin Bush 1996-98
Marty Carter 1999-01
Elijah Williams 2001
Rodney Heath 2002
Travaris Robinson 2003
Kevin McCadam 2002-04
Chris Crocker 2006-07
Von Hutchins 2008
William Moore 2009-15

26

Billy Lothridge 1966-71
Mike Esposito 1976-79
James Britt 1983-87
Louis Riddick 1992
Anthony Phillips 1994-96
Darren Anderson 1998
Winslow Oliver 2000
Brandon Williams 2003
Sideeq Shabazz 2004
Omare Lowe 2005-07
Erik Coleman 2008-10
Kelvin Hayden 2011
Charles Mitchell 2012
Saeed Lee 2013
Josh Wilson 2014

Tevin Coleman 2015-16

27

Red Mack 1966
Nick Rassas 1966-68
Tom Hayes 1971-75
Tom Pridemore 1978-85
Calvin Loveall 1988
Vinnie Clark 1993
Brad Edwards 1995-96
Omar Brown 1998-99
Cory Hall 2003-04
Chris Cash 2005
Jason Webster 2006
Thomas Brown 2008
Jamaal Fudge 2009
Gartrell Johnson 2010
Robert McClain 2012-14
Robenson Therezie 2015-16

28

Ray Ogden 1967-68
Mike Freeman 1968-70
Willie Belton 1971-72
Frank Reed 1976-80
Bret Clark 1968-88
Pat Chaffey 1991
Tony Smith 1992-93
Ron Davis 1995
Lenny McGill 1996
Harold Green 1997-98
Ken Oxendine 1999
Corey Hall 2001
Warrick Dunn 2002-07
Thomas DeCoud 2008-13
Javier Arenas 2014
Akeem King 2015
Terron Ward 2016

29

Ron Rector 1966-67
Clarence Ellis 1972-74
Ron Mabra 1975-76
Joe Fishback 1992
Eric Dickerson 1993
Louis Riddick 1996
Randy Fuller 1998
Keion Carpenter 2002-04
Chris Cash 2006
Lewis Sanders 2007
Jamaal Fudge 2008
Brian Williams 2009-10
Darrin Walls 2011
Dominique Franks 2012
Sean Baker 2013-14

ALL-TIME JERSEY NUMBERS

C.J. Goodwin 2016

30

Ernie Wheelwright1966-67
Doug Goodwin 1968
Larry Shears1971
Joe Washington 1973
Oscar Reed1975
Ernie Jackson 1978
Scott Woerner1981
Steve Haworth1983-84
David Croudip1985-88
Mike Rozier1990-91
Terry Ray 1992
Lemuel Stinson 1993
Derrick Gardner 1999
Henry Jones2002
Woody Dantzler2003
Christian Morton2004-05
Lance Schulters2006
David Irons 2007-08
Aaron Stecker2009
Josh Vaughan 2013
Charles Godfrey 2014-15
Ayodeji Olatoye..... 2016

31

Charlie Scales 1966
Bill Harris 1968
Dwight Lee 1968
Willie Germany 1972
Molly McGee.....1974
William Andrews 1979-83, '86

32

Rudy Johnson 1966
Preston Ridlehuber 1966
Charles Bryant 1969
Grady Cavness 1970
Ray Eastering1972-79
Tim Tyrell 1984-86
Tracey Eaton1991-93
Jamal Anderson1994-01
Tod McBride.....2003
Jerious Norwood.....2006-10
Jacquizz Rodgers.....2011-14
Jalen Collins 2015-16

33

Larry Morris 1966
Jim Mankins 1967
Jim Butler1968-71
Henry Matthews 1973
Ricky Patton 1978
Anthony Anderson 1980

Bo Robinson 1981-83
Tiger Greene 1985
Leander Knight 1988
Gene Lang1988-89
Erric Pegram1993-94
Richard Huntley 1996
Ken Oxendine 1998
Winslow Oliver 1999
Ashley Ambrose2000-02
Justin Griffith2003-06
Michael Turner2008-12
Ronnie Wingo 2014
Terror Ward 2015
Blidi Wreh-Wilson 2016
Stevan Ridley 2016

34

Junior Coffey1966-67
Ray Brown 1971-78
Blane Gaison1981-84
Robert Moore 1986-88
Steve Broussard1990,'92
David Mims 1993
Craig Heyward1994-96
Ray Buchanan1997-03
DeAndra Cobb2005
Marlion Jackson2006
Ovie Mughelli..... 2007-11
Bradie Ewing.....2012-13
Jerome Smith..... 2014
Brian Poole 2016

35

Tony Plummer 1971-73
Reggie Pleasant 1985
Keith Williams 1986
Mike Pritchard1991-93
William White1997-98
Johndale Carty 1999-02
Jason Wright2004
Antone Smith..... 2010-14

36

Ken Reeves1966-73
Rudy Holmes 1974
Bob Glazebrook.....1978-83
Danny Wagoner 1985
Eric Bergeson 1990
Brian Mitchell1991
Derrick Moore 1992
Kevin Ross1994-95
Travis Jervey 2001-03
Jason Webster2004-05
Lawyer Milloy2006-08
Verron Haynes.....2009

James Sanders2011
Kemal Ishmael..... 2013-16

37

Perry Lee Dunn 1966-68
Bill Bell 1971-72
Kenny Johnson 1980-86
Elbert Shelley1987-96
Darrick Vaughn2000-01
Tyrone Williams2003
Aaron Beasley2004
Derrick Johnson2006
Glenn Sharpe2008
Ricardo Allen 2014-16

38

Joe Auer 1968
Rick Byas1974-80
Keith Jones 1989-90, '92
Rich Miano 1995
Nate Odomes 1996
George Layne 2002-03
Ronnie Heard2005
Corey McIntrye.....2007
Charlie Peprah.....2009
Dashon Goldson 2016

39

Billy Ray Pritchett1976-77
James Mayberry 1979-81
Cliff Austin 1984-86
Roland Mitchell 1990
Bruce Pickens 1991-92
Eric Jack 1994
Siddeeq Shabazz.....2003
Cam Newton2005-06
Daren Stone2007
Shann Schillinger..... 2010-12
Steven Jackson 2013-14

40

Ron Smith1966-67
Paul Gibson1969-70
Ron Lamb 1972
Bob Jones 1975-76
George Franklin 1978
Eddie Meyers 1982
Brian Jordan1989-91
Anthony Wallace 1993
Jeff Paulk 1999
Nick Turnbull2006
Butchie Wallace2006
Brandon Bishop..... 2014

ALL-TIME JERSEY NUMBERS

41

Brendon McCarthy 1968
 Al Dodds 1973-74
 Sonny Collins 1976
 Secedrick McIntyre 1977
 Virgil Seay 1984
 Tony Baker 1986
 Tim Gordon 1987-90
 Erric Pegram 1991-92
 Brett Maxie 1994
 Eugene Robinson 1998-99
 George Layne 2001
 Kevin Dudley 2006
 Antoine Harris 2007-09
 Zeke Motta 2013
 Dezmen Southward 2014
 Tyler Starr 2015

42

Phil Spiller 1968
 Jim Weatherford 1969
 Mike Herron 1975
 John Gillam 1976
 Gerald Riggs 1982-88
 Jeff Donaldson 1991-93
 Devin Bush 1995
 Sean Boyd 1996
 Etric Pruitt 2004
 Antuan Edwards 2005
 Jamal Robertson 2006
 Eric Brock 2008-09
 Mike Cox 2011-12
 Patrick DiMarco 2013-16

43

Jerry Richardson 1966-67
 Monte Ledbetter 1969
 Dave Hampton 1972-75
 Tom Tutson 1983
 Tracy Johnson 1990-91
 Juran Bolden 1996-97
 Maurice Smith 2000-02
 Brent Grimes 2007
 Jordan Mabin 2014

44

Bill Wolski 1966
 Jerry Simmons 1967-69
 Eddie Ray 1972-74
 Bubba Bean 1976-80
 Rodney Tate 1984
 John Settle 1987-90
 Steve Broussard 1993
 D.J. Johnson 1994-95
 Bob Christian 1997-02
 Fred McCrary 2004-06

Jason Snelling 2007-13
 Vic Beasley Jr. 2015-16

45

Carl Silvestri 1966
 Dave Dunaway 1968
 John Wright 1968
 Gary McDermott 1969
 Sonny Campbell 1970-71
 Tom Moriarty 1977-79
 Ken Whisenhunt 1985-88
 Darnell Walker 1993-96
 Gary Downs 1997-00
 T.J. Duckett 2002-05
 Robert James 2009
 Jacques Smith 2014
 Deion Jones 2016

46

Larry Suchy 1968;
 Ray Jarvis 1971-72
 Monroe Eley 1975-78
 Reggie Brown 1982
 Charles Washington .. 1992-94
 Stanley Pritchett 2004
 Mike Schneck 2007-09

47

Rudy Redmond 1969-71
 Brad Davis 1975
 Mike Spivey 1982
 Rick Badanjek 1987-88
 Roger Harper 1993-95
 Chris Bayne 1997-98
 Chris Hudson 2001
 Kevin McCadam 2002-05
 Boone Stutz 2006
 Gavin Tarquinio 2006
 Josh Harris 2012-16

48

Angelo Coia 1966
 Tom Bleick 1967
 Olie Cordill 1968
 Woody Thompson 1975-77
 Gerald Small 1984
 JRay Phillips 1986
 Kenny Flowers 1987
 Darryl Ford 1993
 Marcus Wimberly 1997
 Derek Rackley 2000-05

49

Glenn Glass 1966
 Floyd Hudlow 1967-68

Jimmy Burson 1968
 Al Lavan 1969-70
 Al Matthews 1983-85
 James Primus 1988-89
 Brian Saxton 1997
 Dallas Neil 2000

50

Jerry Jones 1966
 Greg Brezina 1968-69, 1971-79
 Buddy Curry 1980-87
 Ron George 1993-96
 Eddie Sutter 1997
 Lamont Green 1999
 Corey Atkins 2000
 Artie Ulmer 2001-04
 Edgerton Hartwell ... 2005-06
 Marcus Wilkins 2007
 Curtis Lofton 2008-11
 Osi Umenyiora 2013-14
 O'Brien Schofield 2015
 Brooks Reed 2016

51

Bob Whitlow 1966
 Andy Bowling 1967
 Ted Cottrell 1969-70
 Duane Benson 1972-73
 Dick Palmer 1974
 Jim Cope 1976
 Andy Spiva 1977
 Brian Cabral 1979
 Jim Laughlin 1980-82, 1987
 Rich Dixon 1983
 Jeff Jackson 1984-85
 Reggie Wilkes 1986-87
 Marcus Cotton 1988-90
 Howard Dinkins 1993
 Jim Ritcher 1994-95
 David Brandon 1996-97
 Jeff Kelly 1999-2002
 Karon Riley 2002-03
 Demorrio Williams ... 2004-07
 Tony Gilbert 2008-09
 Robert James 2008, 2011-12
 Marquis Spruill 2014
 Philip Wheeler 2015
 Alex Mack 2016

52

Marion Rushing 1966-68
 Ron Acks 1968-71
 Ken Mitchell 1973-74
 Dewey McClain 1976-80
 Lyman White 1981-82

ALL-TIME JERSEY NUMBERS

John Harper 1983
 Craig Sutter 1997
 Rydell Malancon 1984
 Vinson Smith 1988
 Ken Tippins 1990-95
 Craig Sauer 1996-99
 Matt Stewart 2001-04
 Jordan Beck 2006
 Travis Williams 2007
 Coy Wire 2008-10
 Akeem Dent 2011-13
 Nate Stupar 2014
 Justin Durant 2015
 Josh Keyes 2016

53

Frank Marchlewski 1966-68
 Phil Sobocinski 1968
 John Matlock 1970-71
 Paul Ryczek 1974-79
 Neal Musser 1981-83
 Thomas Benson 1984-85
 Doug Barnett 1987
 Dwayne Gordon 1993-94
 Jamal Fountaine 1997
 Mark Simoneau 2000-02
 Keith Newman 2003
 John Leake 2005-06
 Tony Taylor 2007
 Mike Peterson 2009-12
 Omar Gaither 2013
 Prince Shembo 2014
 Allen Bradford 2015
 LaRoy Reynolds 2016

54

Bob Sanders 1967
 Grady Allen 1969-72
 Fulton Kuykendall 1975-84
 Joel Williams 1979-82, 1986-89
 Robert Lyles 1990-91
 Jesse Solomon 1992-93
 Ruffin Hamilton 1997-99
 Chris Draft 2000-04
 Antoine Cash 2005
 Artie Ulmer 2005
 Brandon Jamison 2006
 Stephen Nicholas 2007-13
 Tyler Starr 2014
 Nathan Stupar 2015
 O'Brien Schofield 2016
 A.J. Hawk 2016
 Malliciah Goodman 2016

55

Ralph Heck 1966-68
 Roy Schmidt 1969
 Jim Miller 1971-72
 Ralph Ortega; 1975-78
 Tony Daykin 1979-81
 Dave Levenick 1983-84
 Wayne Radloff 1986-88
 Mike Ruether 1990-93
 Nate Miller 1995-97
 Whit Marshall 1999
 Chris Bordano 2000
 Antony Jordan 2000-01
 John Thierry 2002
 Twan Russell 2003
 Eric Johnson 2004
 John Abraham 2006-12
 Paul Worrlow 2013-16

56

Joe Cerne 1968
 Dennis Havig 1972-75
 Guy Roberts 1976
 Ron McCartney 1977-79
 Al Richardson 1980-85
 Joe Costello 1986-88
 Darion Conner 1990-93
 Chris Doleman 1994-95
 Keith Brooking 1998-08
 Brooks Reed 2015
 Sean Weatherspoon 2010-14, 16

57

Bill Jobko 1966
 Dick Absher 1967-68
 Jeff Van Note 1969-86
 Clay Matthews 1994-96

58

Don Hansen 1969-75
 Jim Weatherley 1976
 Rick Kay 1977
 Steve Stewart 1978
 David Frye 1983-85
 Jessie Tuggle 1987-00

59

Jim Ferguson 1969
 Jim Waskiewicz 1969
 Dena Halverson 1970
 Rudy Kuchenberg 1971
 Noel Jenke 1972
 Lonnie Warwick 1973-74
 Carl Russ 1975
 Robert Pennywell 1977-80

Paul Davis 1981-82
 John Rade 1983-91
 Lorenzo Styles 1995-96
 Ben Talley 1998
 John Holecsek 2002
 Sam Rogers 2003
 Jamie Duncan 2004
 Michael Boley 2005-08
 Spencer Adkins 2009-11
 Joplo Bartu 2013-15
 De'Vondre Campbell 2016

60

Tommy Nobis 1966-76

61

Bill Sandeman 1967-73
 Chuck Correal 1979-80
 John Brooks 1980
 Anthony Redmon 2000
 Ellis Johnson 2002-03
 Matt Lehr 2005-06
 Doug Datisch 2007
 Joe Hawley 2010-14

62

Gary Roberts 1970
 John Bramlett 1971
 Brent Adams 1975-78
 Robert Jackson 1982
 Brett Miller 1983-88
 Keith Alex 1993
 Dave Richards 1994-95
 Todd McClure 1999-12
 James Stone 2014-15

63

Jim Wilson 1967
 Bo Wood 1967
 Dick Enderle 1969-71
 Nick Bebout 1973-75
 Gregg Kindle 1976
 Mike Zele 1979-83
 Jeff Kiewel 1985-87
 Evan Pilgram 1999-2000
 Roberto Garza 2001-04
 Justin Blalock 2007-14
 Ben Garland

64

Tom Harmon 1967
 Andy Maurer 1970-73
 Pat Howell 1979-83
 Joe Pellegrini 1984-86
 Jamie Dukes 1987-93

ALL-TIME JERSEY NUMBERS

Jeff Pahuoa1995-96
 Bob Hallen 1998-2001
 Martin Bibla2002-04
 P.J. Alexander2006
 Pat McCoy 2007-08
 Jonathan Scott..... 2014

65

Lou Kirouac1966-67
 Jack Kupp 1967
 Steve Duich 1968
 Bob Breitenstein1969-70
 Lynn Gotshalk 1972-76
 Don Smith1979-84
 Lawrence Pillars 1985
 Guy Bingham1989-91
 Roman Fortin1993-97
 Greg Bishop 1999
 Matt O'Neal 2000
 Kynan Forney 2001-07
 Jeremy Trueblood..... 2013
 Chris Chester 2015-16

66

Jim Simon 1966-68
 John Small1970-72
 Ted Fritsch 1973-75
 Warren Bryant1978-83
 Chuck Thomas 1985
 Billy Hinson 1986
 Joe Sims1991
 Lincoln Kennedy1993-94
 Michael Thompson2000-02
 Michael Saffer2003
 Austin King2004-06
 Terrance Pennington2007
 Brett Romberg 2009, 2011
 Peter Konz 2012-14
 Gino Gradkowski..... 2015

67

Dan Grimm 1966-68
 Malcolm Snider 1969-71
 Walt Brett1976
 Eric Sanders1981-86
 Mark Mraz 1987
 Paul Oswald 1988
 Moe Gardner1991-96
 Adam Schreiber1997-98
 Wes Shivers 2000
 Michael Moore2003-04
 David Patterson.....2007
 Ben Wilkerson 2007-08
 Rob Bruggeman.....2011
 Adam Replogle 2013-14

Andy Levitre 2015-16

68

Bobby Richards1966-67
 Dave Hettema 1970
 Frank Gallagher 1973
 Larry Bailey1974
 Larron Jackson 1975-76
 R.C. Thielemann1977-84
 Dennis Harrison1986-87
 John Hunter 1990
 Mel Agee1992-95
 Calvin Collins1997-00
 Wayne Gandy2008
 PhillipKeith Manley 2012
 Gabe Carimi 2014
 Mike Person 2015-16

69

Mike Lewis 1971-79
 Dan Benish1983-86
 Houston Hoover1988-92
 Thomas Williams 1994
 Gene Williams1995-99
 Ben Claxton 2005-06
 Alex Stepanovich2008
 Harland Gunn..... 2012-14

70

Rich Marshall 1966
 Bob Hughes1967-69
 Kenny Vineyard 1970
 Ron Lee 1983
 Mike Chapman 1984
 Willard Goff 1985
 Reggie Redding1991
 Bob Whitfield1992-03
 Frank Omiyale2005-06
 D'Anthony Batiste.....2007
 Jake Matthews..... 2014-16

71

Joe Szczeco 1966-68
 John Zook1969-75
 Steve George1976
 Mary Montgomery 1978
 Mike Perko 1982
 Dan Dufour1983-84
 Glen Howe1985-86
 Chris Hinton 1990
 Bill Goldberg1992-94
 Scott Adams 1997
 Travis Claridge2000-03
 Darrell Shropshire2005-06
 Kurt Quarterman2007

Kroy Biermann2008-15

72

Don Talbert 1966-68
 Greg Lens 1970-71
 Jim Bailey1976-78
 Matthew Teague1981
 Andrew Provence1983-87
 Oliver Barnett1990-92
 Mike Zandofsky1994-96
 Matt Knutson.....2003
 Wayne Gandy 2006-07
 Sam Baker2008-14
 Bryce Harris 2015

73

Errol Linden 1966-68
 Randy Winkler 1968
 David Cahill 1969
 Phil McKinnely1976-80
 Mike Simeta 1983
 Gary Burley 1984
 Leonard Mitchell1987-88
 Mitch Willis 1988
 John Washington 1992
 Ernie Logan 1993
 Dunstan Anderson 1994
 Ethan Brooks 1996
 Dave Kadela 2001
 Dwayne Morgan2003
 Steve Herndon2004
 Harvey Dahl2007-10
 Kirk Chambers2011
 Ryan Schraeder 2013-16

74

Karl Rubke1966-67
 Art Strahan 1968
 Bill Sabatino 1969
 Jim Sullivan 1970
 Mike Tillemann 1973-76
 Wilson Faumuina 1977-81
 Mike Pitts1983-86
 Chuck Herman 1980
 John Scully1981-88, 1990
 Robbie Tobeck1993-99
 Tory Epps1990-92
 Jeff Zgonina 1996
 Ephraim Salaam 1998-2001
 Todd Weiner2002-08
 Will Svitek2009-12
 Terren Jones 2013-14
 Reid Fragel 2014
 Joey Mbu 2015

ALL-TIME JERSEY NUMBERS

75

Ed Cook1966-67
George Kunz1969-74
Jeff Merrow1975-83
Roy Harris1984-85
Tony Casillas1986-90
Chris Hinton1991-93
Irv Eatman1994
Lincoln Kennedy1995
Shane Dronett1997-2002
Rod Coleman2004-07
Simon Fraser2008
Garrett Reynolds2009-13
Jon Asamoah2014
Jake Long2015

76

Guy Reese1966
Jim Gia Garcia1968
Mike Gann1985-93
Antone Davis1997
Jose Portilla1998-99
Chris Banks2000-01
Kevin Shaffer2002-05
Quinn Ojinnaka2006-09
Lamar Holmes2012-14
Tyler Polumbus2015
Tom Compton2016

77

Chuck Sieminski1966-67
Bruce Bosley1969
Rosie Manning1972-75
Ron East1976
Edgar Fields1977-80
Doug Rodgers1982
Rick Bryan1984-92
Matt Willig1997
Pellom McDaniels1999-00
Ronald Flemons2002
Tyson Clabo2006-12
Sean Locklear2013
Ra'Shede Hageman2014-16

78

Rich Koeper1966
Jerry Shay1968-69
Greg Marx1973
Roy Hilton1975
Bill Windauer1976
Mike Kenn1978-94

79

Carlton Dabney1968
Cleo Walker1971

Chuck Walker1971-75
Jeff Yeates1976-84
Bill Fralic1985-91
Dave Widell1998
Henry Taylor2000
Ronald Flemons2001
Ryan Watson2002
Barry Stokes2005
Renardo Foster2007
Mike Johnson2010-14

80

Gary Barnes1966-67
Bob Jones1969
Todd Snyder1970-72
Louis Neal1973-74
Karl Farmer1976-77
Bob Long1980
Junior Miller1980-83
Mike Landrum1984
Andre Rison1990-94
Tyrone Brown1995-96
Tony Martin1998
Chris Calloway1999
Eugene Baker2000
Willie Jackson2002
Terrence Edwards2003
Eric Beverly2004-06
Courtney Anderson2007
Marty Booker2009
Kerry Meier2010-12
Levine Toilolo2013-16

81

Ralph Smith1969
Wes Chesson1971-73
Gerald Tinker1974-75
Bob Adams1976
Dennis Pearson1978-79
Billy Johnson1982-87
Michael Haynes1988-93
Terance Mathis1994-01
Trevor Gaylor2002
Peerless Price2003-04
Adam Jennings2006-08
Marcus Pollard2008
Michael Palmer2010-12
Tony Moeaki2015
Austin Hooper2016

82

Bob Sherlag1966
Bob Lee1969
Ken Burrow1971-75
Billy Ryckman1977-79

Stacey Bailey1982-90
Jason Phillips1991-93
Leonard Harris1994
Michael Haynes1997
Ronnie Harris1998-99
Mareno Philyaw2000
Darrin Chiaverini2002
LaTarence Dunbar2003
Jerome Pathon2005
Joe Zelenka2009-11
Mickey Shuler2015
Joshua Perkins2016

83

Tom Hutchinson1966
Larry Mialik1972-74
James Wright1978-79
Floyd Hodge1982-84
Aubrey Matthews1986-88
Tony Jones1992
Ricky Sanders1994-95
Tim Dwight1998-00
Alge Crumpler2001-07
Harry Douglas2008-14
Jacob Tammie2015-16

84

Vern Burke1966
Mike Donohoe1968, 1970-71
Thomas Geredine1973-74
Alfred Jenkins1975-83
Sylvester Stamps1984-88
Joey Jones1986
James Milling1988, 1990
Darryl Spencer1994
Freddie Scott1996
Mercury Hayes1997
Rod Monroe1998-99
Shawn Jefferson2000-02
Roddy White2005-15

85

Billy Martin1966-67
Paul Flatley1968-69
Ray Poage1971
Alfred Jackson1978-84
Anthony Allen1985-86
Lew Barnes1988
Shawn Collins1989-90
Drew Hill1992-93
David Mims1994
Roell Preston1995-96
Brian Kozlowski1997-03
Dwayne Blakley2004-08
Jason Rader2008-09

ALL-TIME JERSEY NUMBERS

Andrew Szczerba 2013
 Kyle Miller 2014
 Leonard Hankerson 2015

86

Tommy Tolleson 1966
 Jim Mitchell 1969-79
 Mike Smith 1980
 Ben Young 1983
 Perry Tuttle 1984
 Floyd Dixon 1986-91
 Mitch Lyons 1993-96
 Ed Smith 1997-98
 Bryan Still 1999
 Brian Finneran 2000-10
 Chase Coffman 2012-13
 Bear Pascoe 2014
 D.J. Tialavea 2016

87

Claude Humphrey 68-74, 76-78
 Russ Mikeska 1979-83
 Cliff Benson 1984-85
 Ron Middleton 1986-87
 Danzell Lee 1988-89
 Gary Wilkins 1989-90
 James Milling 1992
 Bert Emanuel 1994-97
 Jammi German 1998-00
 Kahlil Hill 2002
 Damon Gibson 2002
 Jimmy Farris 2002-04
 Romby Bryant 2005
 Ashley Lelie 2006
 Joe Horn 2007
 Justin Peelle 2008-10
 Tommy Gallarda 2012

88

Sam Williams 1966-67
 Glen Condren 1969-72
 Henry Childs 1974
 Greg McCrary 1975-77
 Lewis Gilbert 1978-79
 Clay Brown 1982
 Keith Krepfle 1982
 Arthur Cox 1983-87
 Alex Higdon 1988
 Troy Sadowski 1990
 Harper Le Bel 1992-96
 O.J. Santiago 1997-99
 Quentin McCord 2002-03
 John Lewis 2003

Martrez Milner 2007-08
 Tony Gonzalez 2009-13

89

Hugh McInnis 1966
 Rich Cas 1968
 Randy Marshall 1970-71
 Wallace Francis 1975-81
 Willie Curran 1982-84
 Charlie Brown 1985-87
 Jessie Hester 1988-89
 George Thomas 1990-91
 J.J. Birden 1995-96
 Todd Kinchen 1997-98
 Reggie Kelly 1999-02
 Sean Brewer 2003
 Dez White 2004-05
 Ben Hartsock 2008
 Keith Zinger 2009
 Reggie Kelly 2011
 Bernard Reedy 2014

90

Chuck Smith 1992-99
 Ron Moore 2001
 Will Overstreet 2002-03
 Grady Jackson 2006-08
 Lawrence Sidbury 2009-12
 Stansly Maponga 2013-14
 Derrick Shelby 2016

91

Aaron Brown 1986-87
 John Burrough 1995-98
 Ben Huff 1999
 Brady Smith 2000-05
 Paul Carrington 2006
 Corey Peters 2010-14
 Courtney Upshaw 2016

92

Ronnie Washington 1985
 George Yarno 1988-89
 Lester Archambeau 1993-99
 Reggie McGrew 2002
 Terrence Robinson 2003
 Karon Riley 2004
 Chauncey Davis 2005-10
 Travian Robertson 2012-13
 Ricky Heimuli 2014

93

Aundray Bruce 1988-91
 Dan Owens 1996-97

Shawn Swayda 1998-01
 Sam Rogers 2002
 Raymond House 2003
 Junior Glymph 2004-05
 Tim Anderson 2007
 Thomas Johnson 2009-10
 Ray Edwards 2011
 Malliciah Goodman 2013-15
 Dwight Freeney 2016

94

Charles Martin 1988
 Henri Crockett 1997-01
 James Cotton 2003
 Chad Lavalais 2004-05
 Josh Mallard 2006
 Kindal Moorehead 2008
 Peria Jerry 2009-13
 Jonathan Massaquoi 2014
 Tyson Jackson 2015-16

95

Michael Reid 1987-92
 Pierce Holt 1993-95
 Esera Tuaolo 1998
 Ed Jasper 1999-2004
 Jonathan Babineaux 2005-16

96

Johnnie Taylor 1984-86
 Rich Kraynak 1987
 Reggie Camp 1988
 Todd Kelly 1996
 Dan Sharp 1987
 Gary Wilkins 1988-89
 Anthony Pleasant 1997
 Antonio Edwards 1998
 Chris White 2000
 Antwan Lake 2004-05
 Montavious Stanley 2007
 Jonathan Massaquoi 2012-13
 Paul Soliai 2014-15

97

Jumpy Geathers 1993-95
 Cornelius Bennett 1996-98
 Patrick Kerney 1999-06
 Trey Lewis 2007-10
 Carlton Powell 2011
 Grady Jarrett 2015-16

98

Greg Brown 1987-88
 Travis Hall 1995-04
 Ike Reese 2005-06

ALL-TIME JERSEY NUMBERS

Jamaal Anderson2007-10
Cliff Matthews..... 2011-14,16

99

Tim Green1986-93
Darryl Talley 1995
Nathan Davis 1997
Chuck Wiley2000-02
Demetris Veal2003
Khaleed Vaughn2004
Tommy Jackson.....2006
Derrick Jones.....2007
Jason Jefferson2008
Vance Walker.....2009-12
Tyson Jackson 2014
Adrian Clayborn 2015-16

DRAFT CHOICE BY YEAR

1966

- Tommy Nobis, LB (1) Texas
Randy Johnson, QB (15) .. Texas A&I
- Nick Rassas, S Notre Dame
Jerry Jones, T Bowling Green
- Mike Dennis, RB Mississippi
Phil Sheridan, TE Notre Dame
- Ken Reaves, CB Norfolk State
Bill Asbury, RB Kent State
- Bill Wolski, RB Notre Dame
Martin Kahn, T N. Texas State
- Charlie Casey, WR Florida
- Bill Johnson, RB Suwanee
- Bill Goss, LB Tulane
- Bob Sanders, C N. Texas State
- Mike Bender, G Arkansas
- Steve Sloan, QB Alabama
- Ken Hollister, T Indiana
- Bob Collins, T South Carolina
- Steve Ecker, P Shippensburg St.
- Tommy Tolleson, WR Alabama
- Jim Vining, G Rice
- Lurley Archambeau, C.... Toledo
- Doug Korver, C State Col. of Iowa
- Walt Mainer, CB-S Xavier
- Bob Riggle, S Penn. State

1967

- Choice traded to San Francisco*
- Leo Carroll, DE (31) San Diego State
- Jimmy Jordan, RB Florida
- Choice traded to Cleveland*
- Bill Delaney, TE Amer. Internat'l.
Randy Matson, DE TX. A&M (from S.F.)
- Choice traded to Baltimore*
Gene Snipes, WR Elizabeth City
(from Los Angeles)
Martine Bercher, CB-S.... Arkansa
(from Baltimore)
- Corey Colehour, QB North Dakota
- Choice traded to Washington*
- Bob Moten, WR Bishop, Tex.
- Dick Schafroth, T Iowa
- John Walker, LB Jackson State
- Bill Gentry, LB North Carolina St.
- Sandor Szabo, K Ithaca
- Tom Bryan, RB Auburn
- Al Nicholas, RB Sacramento State
- Larry Chester, CB-S Allen
- Bill Buckner, QB Delta State

1968

- Claude Humphrey, DE (3) Tenn. St.
- Carlton Dabney, DT Morgan State
John Wright, WR Illinois

(from Green Bay through Los Angeles)

- Choice traded to Chicago*
- Choice traded to St. Louis*
- Choice traded to Washington*
- Jim Hagle, RB So. Methodist
Joe Wynns, CB-S S. Carolina State
(from Pittsburgh)
- Rick Eber, WR Tulsa (from Bal.)
- Choice traded to Minnesota*
- Ray Jeffords, TE Georgia
- Henry Holland, C No. Texas State
- Mike Tomasini, DT Colorado State
- Greg Brezina, LB Houston
- A.J. Vaughan, RB Wayne State
- Bill Harris, RB Colorado
- Joe Polk, RB Livingstone, N.C.
- Don Bean, WR Houston
- Roy Hall, T San Jose State
- Jim Schmidt, CB-S San Francisco

1969

- George Kunz, T (2) Notre Dame
- Paul Gipson, RB Houston
- Malcolm Snider, G Stanford
Jon Sandstrom, G Oregon State
(from N.Y. Giants through Los Angeles)
- Jim Mitchell, TE Prairie View
Dicky Lyons, RB Kentucky
(from Balt)
- Choice traded to Minnesota*
Tony Pleviak, DT Illinois
(from Dallas through Baltimore)
- Choice traded to Los Angeles*
Wally Oyler, CB-S Louisville
(from Det.)
- Dick Enderle, G Minnesota
Ted Cottrell, LB Delaw. Valley
(from Det)
- Jim Callahan, WR Temple
- Choice traded to Baltimore*
- Jeff Stanciel, RB Miss. Valley
- Jeff Van Note, C Kentucky
- Denver Samples, DE Texas-El Paso
- Harry Carpenter, G Tennessee State
- Billy Hunt, CB-S Kansas
- Jim Weatherford, S Tennessee
- Ed Hughes, RB Texas Southern
- Paul Williams, WR California
- Oscar Jenkins, CB Virginia Union
- Larry Butler, LB Stanford
- Bill Holland, RB So. California

1970

- John Small, LB (12) Citadel
- Art Malone, RB Arizona State

DRAFT CHOICE BY YEAR

3. Andy Maurer, G. Oregon
Todd Synder, WR Ohio (*from NYG*)
4. Paul Reed, T Johnson C. Smith
(*from PHI*) *Choice traded to St. Louis*
5. Bruce Van Ness, RB Rutgers
(*from Philadelphia through N.Y. Giants*)
Ken Mendenhall, C. Oklahoma
6. Mack Herron, RB. Kansas State
Jade Butcher, WR Indiana
(*from Wash*)
Randy Marshall, DE Linfield (*from LA*)
7. *Choice traded to Los Angeles*
Gary Orcutt, WR. S. Cal. (*from NYG*)
8. Larry Brewer, TE Louisiana Tech
(*from NYG*)
Seth Miller, S Arizona State
9. Roy Robinson, CB-S Montana
10. Jim Hatcher, CB-S. Kansas
11. Mike Brunson, WR-RB. Arizona State
12. Lonnie Holton, RB. N. Michigan
13. Rick Stepanek, DT. Iowa
14. Chuck Wald, WR No. Dakota State
15. Keith Mauney, CB-S. Princeton
16. Steve Parnell, WR. Massachusetts
17. Bill Bell, K. Kansas

1971

1. Joe Profit, RB (7). N.E. Louisiana
2. Ken Burrow, WR San Diego State
3. Leo Hart, QB. Duke
4. Mike Potchad, DT. Pittsburg State
5. Ray Jarvis, WR. Norfolk State
6. Tom Hayes, CB San Diego State
Ray Brown, S. West Texas St.
(*from NYG*)
7. Wes Chesson, WR. Duke
8. Dennis Havig, G Colorado
9. Alvin Griffin, WR. Tuskegee
10. Faddie Tillman, DE. Boise State
11. Larry Shears, CB-S. Lincoln, Mo.
12. Ronny Lowe, WR. Fort Valley State
13. Dan Crooks, CB-S. Wisconsin
14. Deryl Comer, TE Texas
15. Wallace Clark, RB. Auburn
16. Lindsey James, RB/TE. San Diego St.
17. Willie Martin, RB. Johnson C. Smith

1972

1. Clarence Ellis, S (15) Notre Dame
2. Pat Sullivan, QB. Auburn
(*from Philadelphia through Detroit*)
Steve Okoniewski, T. Montana
(*from Det.*)
Roosevelt Manning, DT. N.E. Okla.
3. Les Goodman, RB. Yankton, S.D.

4. Andy Howard, DT. Grambling
5. Bill Taylor, RB. Mich. (*from Buff*)
Ralph Cindrich, LB Pittsburgh
6. Mike Perfetti, P-S Minnesota
(*from New England through N.Y. Giants*)
6. Fred Riley, WR. Idaho
(*choice reacquired from New Orleans*)
7. Lance Moon, RB Wisconsin
8. Hank Brandon, RB. Southern U.
9. Ray Easterling, S. Richmond
10. *Choice traded to St. Louis*
11. Jack Phillips, WR. Grambling
12. Larry Mialik, TE. Wisconsin
13. Henry Sovio, TE. Hawaii
14. Tom Chandler, LB Minnesota
15. Oscar Jenkins, CB, WR Virginia Union
16. Larry Butler, LB Stanford
17. Bill Holland, RB So. California

1973

1. *Choice traded to Houston*
2. Greg Marx, DT (39). Notre Dame
3. *Choice traded to San Diego through Oakland*
4. Thomas Geredine, CB. N.E. Mo. State
5. *Choice traded to Washington*
6. Nick Bebout, T. Wyoming
7. George Campbell, CB Iowa St.
8. Tom Reed, G. Arkansas
9. Russ Ingram, C. Tex. Tech
10. Nick Mike-Mayer, K. Temple
11. Byron Buelow, DB. LaCrosse, Wis.
12. Mike Samples, DT. Drake
13. Chris Stecher, T. Claremont-Mud.
14. John Madeya, QB Louisville
15. Tom Gage, DB Lamar Tech
16. Rufus Ferguson, RB Wisconsin
17. Jim Hodge, WR Arkansas

1974

1. *Traded choice and quarterback Bob Berry to Minnesota for veterans Bob Lee, a quarterback, and linebacker Lonnie Warwick.*
2. Gerald Tinker, WR (44) Kent State
3. Kim McQuilken, QB. Lehigh
Maurice Spencer, DB. N. Carolin Cen.
4. Vince Kendrick, RB. Florida
5. Henry Childs, TE. Kansas State
Monroe Eley, RB Ariz. State
6. Doyle Orange, RB Southern Miss.
7. James Coode, T. Michigan
8. *Choice to Green Bay through New Orleans*
9. Larry Bailey, DT. Pacific
10. Paul Ryczek, C. Virginia
11. Eddie Wilson, WR. Albany State
12. Vic Koegel, LB Ohio State

DRAFT CHOICE BY YEAR

13. Ralph Powell, RB Nebraska
14. John Givens, G Villanova
15. Willie Jones, WR Iowa State
16. Sylvester McGee, RB Rhode Island
17. Al Davis, G/T Boise State

1975

1. Steve Bartkowski, QB (1) . California
2. Ralph Ortega, LB Florida
3. Woody Thompson, RB ... Miami
4. John Nessel, G Penn. State
5. Greg McCrary, TE Clark
6. Fulton Kuykendall, LB UCLA
- Doug Payton, G Colorado
7. Mike Esposito, RB Boston College
8. Brent Adams, T U. Tenn./C'nooga
9. Brad Davis, RB LSU
10. Marshall Mills, WR West Virginia
11. Jeff Merrow, DT West Virginia
12. Alonza Pickett, T Texas Southern
13. Cart Russ, LB Michigan
14. Steve Robinson, DT Tuskegee
15. Jimmy Robinson, WR Georgia Tech
16. Steve Knutson, G Southern Cal.
17. Mitch Anderson, QB Northwestern

1976

1. Bubba Bean, RB (9) Texas A&M
2. Sonny Collins, RB Kentucky
3. Dave Scott, T Kansas
4. Walt Brett, DE Montana
5. Traded to Minnesota
6. Stan Varner, DT Brigham Young
7. Karl Farmer, WR Pittsburgh
8. Frank Reed, DB Washington
9. Phil McKinnely, T UCLA
10. *No Selection*
11. Chuck Brislin, T Mississippi State
12. Pat Bolton, K Montana State
13. Mike Williams, T Florida
14. Mark Husfloen, DE Washington St.
15. Ron Olson, DB Washington
16. Pat Curto, LB Ohio State
17. Tony Green, DB Texas Tech

1977

1. Warren Byrant, T (6) Kentucky
- Wilson Faumuina, DT (20) San Jose State
2. R.C. Thielemann, G-C Arkansas
3. Edgar Fields, DT-DE Texas A&M
4. Allan Leavitt, KS Georgia
5. Shelton Diggs, WR So. California
6. Keith Jenkins, DB Cincinnati
7. *No selection*
8. Walter Packer, WR Mississippi State

9. John Maxwell, T Boston College
- Robert Speer, DE Arkansas State
10. Billy Ryckman, WR Louisiana Tech
11. Dave Farmer, RB Southern Cal.
12. Don Parrish, DE Pittsburgh

1978

1. Mike Kenn, T (13) Michigan
2. Steve Stewart, LB Minnesota
3. Stan Waldemore, G Nebraska
4. Brian Cabral, LB Colorado
5. Dennis Pearson, WR San Diego St.
6. Rodney Parker, WR Tennessee St.
7. Alfred Jackson, WR Texas
- James Wright, TE Texas Christian
8. David Adkins, LB Ohio St.
- David Williams, DB Tenn.-Martin
9. Tom Pridemore, DB West Virginia
10. Ricky Patton, RB Jackson St.
- Ray Strong, RB Nev. Las Vegas
11. Milton "Scooter" Reed, DB Baylor
12. Daria Butler, LB Oklahoma St.

1979

1. Don Smith, DE (17) Miami
2. Pat Howell, G Southern Cal.
3. James Mayberry, RB Colorado
- William Andrews, RB Auburn
4. Lynn Cain, RB Southern Cal.
- Charles Johnson, DB Grambling
5. Mike Zele, DT Kent State
6. Mike Moroski, QB Cal-Davis
7. Roger Westlund, T Washington
8. Keith Miller, LB NE Oklahoma
9. Dave Parkin, DB Utah State
10. Bruce Beekley, LB Oregon
11. Bill Leer, C Colorado St.
12. Stuart Walker, LB Colorado

1980

1. Junior Miller, TE (7) Nebraska
2. Buddy Curry, LB North Carolina
3. Earl Jones, CB Norfolk State
4. Jim Laughlin, LB Ohio State
- I.M. Hipp, RB Nebraska
5. Brad Vassar, LB Pacific
- Kenny Johnson, DB Mississippi State
6. Mike Davis, DB Colorado
7. Mike Smith, WR Grambling
8. Al Richardson, LB Georgia Tech
9. Glen Keller, C West Texas State
10. Walt Bellamy, DB V.M.I.
11. Mike Babb, DB Oklahoma
12. Quinn Jones, RB Tulsa

DRAFT CHOICE BY YEAR

1981

1. Bobby Butler, CB (25) Florida State
2. Lyman White, LB Louisiana State
3. Scott Woerner, DB Georgia
4. John Scully, C Notre Dame
5. Eric Sanders, T Nevada-Reno
6. Harry Stanback, DT North Carolina
7. Matthew Teague, DE Prairie View
8. Cliff Toney, DC Auburn
9. Calvin Fance, RB Rice
10. Robert Murphy, S Ohio State
11. Keith Chappelle, WR Iowa
12. Mark McCants, S Temple

1982

1. Gerald Riggs, RB (9) Arizona State
2. Doug Rogers, DE Stanford
3. Stacey Bailey, WR San Jose State
4. Reggie Brown, RB Oregon
5. Von Mansfield, DB Wisconsin
6. Mike Kelley, QB Georgia Tech
7. David Toloumu, RB Hawaii
8. Ricky Eberhart, DB Morris Brown
9. Mike Horan, P Cal St.-Long Bch.
10. Curtis Stowers, LB Mississippi State
11. Jeff Keller, WR Washington St.
12. Dave Levenick, LB Wisconsin

1983

1. Mike Pitts, DE (16) Alabama
2. James Britt, DB LSU
3. Andrew Provence, DT South Carolina
4. John Harper, LB Southern Illinois
5. Brett Miller, T Iowa
6. Anthony Allen, WR Washington
7. Jeff Turk, DB Boise State
8. John Rade, LB Boise State
9. Traded to Baltimore
10. Ralph Giacomarro, P Penn State
11. John Salley, DB Wyoming
12. Allama Matthews, TE Vanderbilt

1984

1. Rick Bryan, DT (9) Oklahoma
2. Scott Case, S Oklahoma
3. Thomas Benson, LB Oklahoma
4. Rodney McSwain, DB Clemson
5. Rydell Malancon, LB LSU
6. Cliff Benson, TE Purdue
7. Ben Bennett, QB Duke
8. Dan Ralph, DT Oregon
9. Kirk Dodge, LB Nev. Las Vegas
10. Jeff Jackson, LB Auburn
11. Glenn Howe, T Southern Miss.
12. Derrick Franklin, DB Fresno State

11. Tommy Norman, WR Jackson State
12. Don Holmes, WR Colorado

*SUPPLEMENTAL DRAFT - JUNE 5, 1984

1. Joey Jones, WR (9) Alabama Birm.
2. Mike McInnis, DT Ark-Pine Bluff
3. Dennis Woodberry, DB Southern Arkans.

1985

1. Bill Fralic, T (2) Pittsburgh
2. Mike Gann, DE Notre Dame
3. Choice traded to Minnesota
4. Emile Harry, WR Stanford
5. *Choice traded to St. Louis*
6. Reggie Pleasant, CB Clemson
7. *Choice traded to Cincinnati*
8. Ashley Lee, S Virginia Tech
9. Ronnie Washington, LB N.E. Louisiana
10. Brent Martin, C Stanford
11. John Ayres, CB Illinois
12. Ken Whisenhunt, TE Georgia Tech

1986

- 1a. Tony Casillas, NT (2) Oklahoma
- 1b. Tim Green, LB (17) Syracuse
2. *Traded to Washington in '85 for LB in '86*
3. *Traded earlier for QB Turk Schonert*
4. *Traded to L.A. Raiders for Bret Clark, S Nebraska*
5. *Traded to Philadelphia for LB Joel Williams*
- 6a. Floyd Dixon, WR Stephen F. Aust.
- 6b. Keith Williams, RN Missouri
7. *Traded earlier to Phil. for LB Reggie Wilkes*
8. Kevin Hudgens, DT Idaho State
9. Kevin Starks, TE Minnesota
10. Tony Baker, RB East Carolina
11. Chris Hegg, QB Missouri
12. Steve Griffin, WR Purdue

1987

1. Chris Miller, QB (12) Oregon
2. Kenny Flowers, RB Clemson
3. *Choice traded to Green Bay*
4. Ralph Van Dyke, T Southern Illinois
5. Mark Mraz, DE Utah State
6. Paul Kiser, G Wake Forest
7. Michael Reid, LB Wisconsin
8. Curtis Taliaferro, LB Virginia Tech
9. Terrence Anthony, CB Iowa State
10. Jerry Reese, TE Illinois
11. Elbert Shelley, S Arkansas State
12. Larry Emery, RB Wisconsin

DRAFT CHOICE BY YEAR

1988

1. Aundray Bruce, LB (1) Auburn
2. Marcus Cotton, LB Southern Cal.
3. Alex Higdon, TE Ohio State
4. *Choice traded to Philadelphia*
5. Charles Dimry, DB Nev.-Las Vegas
- 6a. George Thomas, WR Nev.-Las Vegas
- 6b. Houston Hoover, G Jackson State
7. Michael Haynes, WR N. Arizona
8. Phillip Brown, LB Alabama
9. James Primus, RB UCLA
10. Stan Clayton, T Penn State
11. James Milling, WR Maryland
12. Carter Wiley, S Virginia Tech

1989

- 1a. Deion Sanders, CB (5) . . . Florida State
- 1b. Shawn Collins, WR (27) . . Northern Arizona
2. Ralph Norwood, T Louisiana State
3. Keith Jones, RB Illinois
4. *Choice traded to Cincinnati*
5. *Choice traded to LA Raiders*
6. Troy Sadowski, TE Georgia
7. Undra Johnson, RB West Virginia
8. Paul Singer, QB Western Illinois
9. Chris Dunn, LB Cal-Poly SLO
10. *Choice traded to Cincinnati*
11. Greg Pattera, RB Slippery Rock
12. Tony Bowick, NT U. Tenn./Chatt.

1990

1. Steve Broussard, RB (20) . Washington St.
2. Darion Conner, LB Jackson State
3. Oliver Barnett, DL Kentucky
4. Reggie Redding, T Cal St.-Fullerton
5. Mike Pringle, RB Cal St.-Fullerton
6. Tory Epps, NT Memphis State
7. Darrell Jordon, LB Northern Arizona
8. Donnie Salum, LB Arizona
9. Chris Ellison, S Houston
10. Shawn McCarthy, S Purdue

1991

- 1a. Bruce Pickens, CB (3) Nebraska
- 1b. Mike Pritchard, WR (13) . . Colorado
2. Brett Favre, QB Southern Miss.
3. *Choice traded to Miami*
4. Moe Gardner, NT Illinois
5. James Goode, LB Oklahoma
6. Erric Pegram, RB N. Texas St
- 7a. Brian Mitchell, DB BYU
- 7b. Mark Tucker, C USC
8. Randy Austin, TE UCLA
9. Ernie Logan, DE East Carolina
- 10a. Walter Sutton, WR S.W. Minnesota

- 10b. Pete Lucas, T Stevens Pt., Wis
11. Joe Sims, NT Nebraska
12. Bob Christain, RB Northwestern

1992

- 1a. Bob Whitfield, OT (8th) . . . Stanford
- 1b. Tony Smith, RB So. Mississippi
2. Chuck Smith, DE Tennessee
3. Howard Dinkins, LB Florida State
4. Frankie Smith, CB Baylor
5. *Choice traded to San Diego*
6. Terry Ray, S Oklahoma
7. Tim Paulk, LB Florida
- 8a. Derrick Moore, RB N.E. St. Oklahom.
- 8b. Reggie Dwight, TE Troy State
9. Keith Alex, T-G Texas A&M
10. Darryl Hardy, LB Tennessee
11. Robin Jones, DE Baylor

1993

1. Lincoln Kennedy, G-T (9th) Washington
2. Roger Harper, S Ohio State
3. Harold Alexander, P Appalachian St.
4. *Choice traded to Green Bay*
5. Ron George, LB Stanford
6. Mitch Lyon, TE Michigan State
7. Darnell Walker, CB Oklahoma
8. Shannon Baker, WR Florida State

1994

1. *Traded No. 1 Pick (7th overall), No. 3 Pick (83rd overall), and a conditional 1996 Pick (#2) to Indianapolis for QB Jeff George.*
2. Bert Emanuel, WR Rice
- 3a. Anthony Phillips, CB Texas A&I
- 3b. Alai Kalaniualu, G Oregon State
- 4a. Perry Klein, QB C.W. Post
- 4b. Mitch Davis, LB Georgia
5. Harrison Houston, WR . . . Florida
6. *Traded Pick to LA Raiders for RB Eric Dickerson*
7. Jamal Anderson, FB Utah

1995

1. *Trade No. 1 Picks with Cleveland (10 for 26) to acquire Eric Metcalf*
1. Devin Bush, S (26th) Florida State
2. Ron Davis, CB Tennessee
3. Lorenzo Styles, LB Ohio State
4. *Traded to Dallas to move up 5 places in Rd 2*
5. Roell Preston, WR Mississippi
6. Travis Hall, DE BYU
7. John Burrough, DT Wyoming

DRAFT CHOICE BY YEAR

1996

1. *Traded to Indianapolis in '94 (for Jeff George)*
2. *Traded to Oakland for S Patrick Bates*
3. Shannon Brown, DT Alabama
- 4a. Richard Huntley, RB Winston-Salem
- 4b. Juran Bolden, CB Mississippi St.
5. *Traded to Cleveland in '95 for Gene Williams*
5. Gary Bandy, DE Baylor
6. Craig Sauer, LB Minnesota
7. Ethan Brooks, T Williams (MA)

1997

1. Michael Booker, CB (11th) . Nebraska
 - 2a. Nathan Davis, DT Indiana
 - 2b. Byron Hanspard, RB Texas Tech
 3. O.J. Santiago, TE Kent State
 4. Henri Crockett, LB Florida State
 5. Marcus Wimberly, S Miami
 6. Calvin Collins, C Texas A&M
 - 7a. Tony Graziani, QB Oregon
 - 7b. Chris Bayne, S Fresno State
- Also acquired Chis Chandler from Oilers for 4th and 6th-round draft picks*

1998

1. Keith Brooking, LB (12th) . Georgia Tech
2. Bob Hallen, C/G Kent State
3. Jammi German, WR Miami
- 4a. Omar Brown, S North Carolina
- 4b. Tim Dwight, WR/KR Iowa
6. Elijah Williams, CB Florida
- 7a. Ephraim Salaam, T San Diego State
- 7b. Ken Oxendine, RB Virginia Tech
- 7c. Henry Slay, DT West Virginia

1999

1. Patrick Kerney, DE (30th) . Virginia
2. Reggie Kelly, TE Mississippi State
3. Jeff Paulk, FB Arizona State
4. Johndale Carty, SS Utah State
5. Eugene Baker, WR Kent
- 6a. Jeff Kelly, LB Kansas State
- 6b. Eric Thigpen, FS Iowa
- 7a. Todd McClure, C LSU
- 7b. Rondel Menendez, WR ... Eastern Kentucky

2000

1. *Traded to Baltimore in '99 for second round pick in '99 (for TE Reggie Kelly)*
2. Travis Claridge, OT USC
3. Mark Simoneau, LB Kansas State
4. Michael Thompson, OT .. Tennessee St.
5. Anthony Midget, CB Virginia Tech
6. Mareno Philyaw, WR Troy State
7. Darrick Vaughn, CB Southwest Texas

2001

1. Michael Vick, QB (1st) Virginia Tech
2. Alge Crumpler, TE North Carolina
4. Roberto Garza, C Tex. A&M, Kings.
4. Matt Stewart, LB Vanderbilt
5. Vinny Sutherland, WR Purdue
6. Randy Garner, DE Arkansas
7. Corey Hall, S Appalachian St.
7. Kynan Forney, T Hawaii
7. Ronald Flemons, DE Texas A&M
7. Quentin McCord, WR Kentucky

2002

1. T.J. Duckett, RB (18th) Michigan State
3. Will Overstreet, DE Tennessee
4. Martin Bibla, G Miami
- 5a. Kevin McCadam, S Virginia Tech
- 5b. Kurt Kittner, QB Illinois
6. Kahlil Hill, WR Iowa
- 7a. Michael Coleman, WR ... Widener
- 7b. Kevin Shaffer, T Tulsa

2003

1. *Traded to Buffalo in '03 (Peerless Price)*
2. Bryan Scott, CB Penn State
4. Justin Griffith, FB Mississippi State
5. Jon Olinger, WR Cincinnati
- 6a. LaTarence Dunbar, WR ... TCU
- 6b. Waine Bacon, SS Alabama
7. Demetris Veal, DE Tennessee

2004

- 1a. DeAngelo Hall, CB (8th) .. Virginia Tech
- 1b. Michael Jenkins, WR (29th) . Ohio State
3. Matt Schaub, QB Virginia
4. Demorrio Williams, LB ... Nebraska
5. Chad Lavalais, DT LSU
6. Etric Pruitt, S Southern Miss
7. Quincy Wilson, RB West Virginia

2005

1. Roddy White, WR (27th)... UAB
2. Jonathan Babineaux, DT . Iowa
3. Jordan Beck, LB Cal-Poly/SLO
4. Chauncey Davis, DE Florida State
5. Michael Boley, LB Southern Miss
6. Frank Omiyale, T Tennessee Tech
7. DeAndra Cobb, RB Michigan State
7. Darrell Shropshire, DT South Carolina

2006

2. Jimmy Williams, CB (37th) Virginia Tech
3. Jerious Norwood, RB Mississippi State
6. Quinn Ojinnaka, T Syracuse
6. Adam Jennings, WR Fresno State
7. D.J. Shockley, QB Georgia

DRAFT CHOICE BY YEAR

2007

1. Jamaal Anderson, DE (8th) Arkansas
2. Justin Blalock, OL Texas
4. Chris Houston, CB Arkansas
4. Laurent Robinson, WR Illinois State
5. Stephen Nicholas, LB South Florida
6. Martrez Milner, TE Georgia
7. Trey Lewis, S Washburn
7. David Irons, CB Auburn
7. Doug Datish, OL Ohio State
7. Daren Stone, S Maine
7. Jason Snelling, RB Virginia

2008

1. Matt Ryan, QB (3rd) Boston College
1. Sam Baker, OT USC
*from Washington
2. Curtis Lofton, LB Oklahoma
3. Chevis Jackson, CB LSU
3. Harry Douglas, WR Louisville
*from Washington
3. Thomas DeCoud, S California
5. Robert James, LB Arizona State
5. Kroy Biermann, LB Montana
*from Washington
6. Thomas Brown, RB Georgia
7. Wilrey Fontenot, CB Arizona
7. Keith Zinger, TE LSU
*from Pittsburgh

2009

1. Peria Jerry, DT (24th) Mississippi
2. William Moore, S Missouri
3. Christopher Owens, CB San Jose State
4. Lawrence Sidbury, DE Richmond
5. William Middleton, CB Furman
*from St. Louis
5. Garrett Reynolds, OT North Carolina
*from Dallas
6. Spencer Adkins, LB Miami (Fla.)
*from St. Louis
7. Vance Walker, DT Georgia Tech
*from Dallas

2010

1. Sean Weatherspoon, LB (19th) Missouri
- 3a. Corey Peters, DT Kentucky
- 3b. Mike Johnson, OL Alabama
4. Joe Hawley, C UNLV
- 5a. Dominique Franks, CB Oklahoma
- 5b. Kerry Meier, WR Kansas
6. Shann Schillinger, S Montana

2011

1. Julio Jones, WR (6th) Alabama
*from Cleveland
3. Akeem Dent, LB Georgia
5. Jacquizz Rodgers, RB Oregon State
*from St. Louis
6. Matt Bosher, P Miami (Fla.)
- 7a. Andrew Jackson, OL Fresno State
*from Detroit
- 7b. Cliff Matthews, DE South Carolina
*from New England

2012

2. Peter Konz, G/C Wisconsin
3. Lamar Holmes, T Southern Miss
- 5a. Bradie Ewing, FB Wisconsin
- 5b. Jonathan Massaquoi, DE Troy
*from Baltimore
6. Charles Mitchell, S Mississippi State
7. Travian Robertson, DT South Carolina

2013

1. Desmond Trufant, CB Washington
2. Robert Alford, CB Southeastern LA
- 4a. Mallichaiah Goodman Clemson
- 4b. Levine Toilolo, TE Stanford
5. Stansly Maponga, DE TCU
- 7a. Kemal Ishmael, S UCF
- 7b. Zeke Motta, S Notre Dame
- 7c. Sean Renfree, QB Duke

2014

1. Jake Matthews, T Texas A&M
2. Ra'Shede Hageman, DE Minnesota
3. Dezmen Southward, S Wisconsin
- 4a. Devonta Freeman, RB Florida State
- 4b. Prince Shembo, LB Notre Dame
- 5a. Ricardo Allen, CB Purdue
- 5b. Marquis Spruill, LB Syracuse
- 7a. Yawin Smallwood, LB Connecticut
- 7b. Tyler Starr, LB South Dakota

2015

1. Vic Beasley, OLB Clemson
2. Jalen Collins, CB LSU
3. Tevin Coleman, RB Indiana
4. Justin Hardy, WR ECU
5. Grady Jarrett, DT Clemson
- 7a. Jake Rodgers, T EWU
- 7b. Akeem King, CB San Jose St.

DRAFT CHOICE BY YEAR

2016

1. Keanu Neal, S..... Florida
2. Deion Jones, LB..... LSU
3. Austin Hooper, TE Stanford
4. De'Vondre Campbell, LB . Minnesota
6. Wes Schweitzer, OL..... San Jose St.
7. Devin Fuller, WR..... UCLA

2017

1. Takkarist McKinley, DE... UCLA
3. Duke Riley, LB LSU
4. Sean Harlow, G Oregon St.
- 5a. Damontae Kazee, DB..... San Diego St.
- 5b. Brian Hill, RB..... Wyoming
- 5c. Eric Saubert, TE..... Drake